

TENNESSEE FOOTBALL

6-TIME NATIONAL CHAMPS » 13 SEC CHAMPIONSHIPS » 52 BOWL GAMES » 93 ALL-AMERICANS » 46 NFL 1ST-ROUND PICKS

GAME 7

Tennessee
(AP: NR | Coaches: NR)

at

Alabama

(AP: 1 | Coaches: 1)

Oct. 21, 2017 (Tuscaloosa, Ala.)
Bryant-Denny Stadium (101,821)
CBS | 3:30 P.M.

GAME COVERAGE

TV | CBS

PxP: Brad Nessler

Analyst: Gary Danielson

Sideline: Allie LaForce

RADIO | Vol Network

PxP: Bob Kesling

Analyst: Tim Priest

Analyst: Brent Hubbs

Sideline: Maddy Glab

SATELLITE RADIO

Sirius: Channel 138

XM: Channel 190

NATIONAL RADIO | Westwood One

PxP: Ryan Radtke

Analyst: Derek Rackley



UTSPORTS.COM

COACHING FACTS

Head Coach: Butch Jones (Ferris State, 1990)

Record at Tennessee: 33-24 (.579) / 5th year

Overall Record: 83-51 (.619) / 11th year

THE MATCHUP | #TENNatBAMA

TENNESSEE
VOLUNTEERS



[#1/1] ALABAMA
CRIMSON TIDE

(3-3 | 0-3 SEC)

(7-0 | 4-0 SEC)

2017 QUICK COMPARISON

	Points/Game	(10/1)	42.7
21.7 (10/14)	Points Allowed/Game	(2/1)	10.1
23.8 (52/9)	Rush Yards/Game	(7/1)	302.6
134.7 (96/11)	Rush Yards Allowed/Game	(1/1)	66.7
242.8 (122/14)	Pass Yards/Game	(101/11)	182.3
185.3 (98/10)	Pass Yards Allowed/Game	(25/7)	187.6
129.2 (2/1)	Total Offense/Game	(15/1)	484.9
320.0 (116/13)	Total Defense/Game	(4/2)	254.3
372.0 (52/7)	(National Ranking/Conference Ranking)		



ROLLTIDE.COM

COACHING FACTS

Head Coach: Nick Saban (Kent State, 1973)

Record at Alabama: 126-19* (.869) / 11th year

Overall Record: 217-61-1* (.780) / 22nd year
* 121-19 / 212-61-1 after vacated wins

ROCKY TOP STORYLINES

TENNESSEE AND ALABAMA MEET FOR 100TH TIME

- Tennessee travels to Tuscaloosa to face No. 1 Alabama in the storied rivalry on the third Saturday of October. Saturday marks the **100th meeting in the series**. The Vols hold a 38-54-7 record all-time versus the Crimson Tide, including a 4-8 record in Tuscaloosa and an 18-29-6 record overall on the road.
- UT's last win over Alabama was a 16-13 victory in 2006 and the last win in Tuscaloosa was a 51-43 five-overtime thriller in 2003.
- UT fell to Alabama, 49-10, in 2016 in Knoxville, **but held a 14-13 lead with 5:49 remaining in the game in 2015 - a 19-14 loss in Tuscaloosa.**

QB GUARANTANO PROVIDES SPARK IN 1ST START

- Redshirt freshman quarterback Jarrett Guarantano completed 11 of 18 passes for 133 yards and **did not commit a turnover in his first career start** in the 15-9 loss to South Carolina. He proved to be a threat with his legs, totaling 44 yards on 10 true rushing attempts (he finished -2 net rushing because of lost sack yardage).
- Guarantano led a last-minute drive that came up just short to the South Carolina 2-yard-line by completing passes of 16, 39, 8 and 9 yards.
- On the season, Guarantano has completed **23-of-42 pass attempts for 187 yards and 1 TD with zero interceptions.**

KELLY PROVING TO BE ONE OF NATION'S TOP RBs


- Junior running back John Kelly leads the Vols in rushing (552) and receptions (24). **He is one of only TWO Power 5 running backs to lead his team in both categories**, joining Penn State's Saquon Barkley (649 rush yards, 29 catches).
- Kelly leads the SEC in all-purpose yards and yards from scrimmage (133.7)**, while ranking No. 15 overall nationally and No. 8 in the Power 5 in yards from scrimmage. He ranks second in the SEC in rush yards per game (92.0).
- Kelly was added the Maxwell Award Watch List last week.

GAULDEN LEADS NATION'S NO. 2 PASS D

- Redshirt junior nickelback Rashaan Gaulden tied a career-high with **10 tackles and added a TFL against South Carolina**, while allowing just two receptions for four yards on five targets.
- Gaulden leads UT's pass defense, which is **allowing just 129.2 yards per game - second in the nation behind Navy (127.7)**.
- The Vols' D held South Carolina and its QB Jake Bentley to 129 yards through the air - over 100 yards below their season average of 242.7 entering the game and the Gamecocks' lowest output of the season.

DANIEL ON PACE TO BREAK SEC RECORD

- Trevor Daniel is a contender for the Ray Guy Award as his **48.17 season average ranks No. 3 in the nation and has him on pace to break the SEC single-season record** (48.15, Ricky Anderson, Vanderbilt, 1984). Daniel held a career-best 52.3 avg. vs. South Carolina, including four punts 50+.
- He leads the SEC with 17 punts of 50 or more yards and his 15 punts 1-20 are tied for first in the league. His 45.7 career average is best in UT history.



KICKING OFF

.656

Tennessee holds a .656 winning percentage since the start of the 2015 season - a 21-11 mark - that ranks No. 24 among the Power 5.

32

Redshirt senior defensive tackle Kendal Vickers has made 32 consecutive starts - the longest active streak on the team, and the most starts by a current Vol defender. The Havelock, N.C., native has 28 tackles, 3.0 TFLs and 1.5 sacks in 2017.

23

Daniel Bituli tallied 23 tackles against Georgia Tech in the season-opener - the most by a player in CFB this season and the most by a Vol since 1988. He ranks second in the SEC with 9.2 tackles per game.

22

Trey Smith has emerged as the nation's top freshman offensive lineman and one of college football's top freshmen overall, while leading Tennessee with 22 knockdowns in six starts at right guard.

129.2

The Vols lead the SEC and also rank first among Power 5 schools in pass defense this season, allowing just 129.2 yards per game through the air.

9

Tennessee has scored nine kick return or punt return touchdowns since 2015 - tied for the second-most in the nation in that span with San Diego State and Washington, and behind Alabama (10).

4.67

Tennessee's defense is averaging 4.67 3-and-outs per game - a mark that ranks tied for 19th in the nation. The Vols have forced 28 3-and-outs in 79 drives (35.45 %).

72

Trevor Daniel's 72-yard punt vs. South Carolina was the longest by a Vol this century and the second-longest by a Power 5 player this season.

133

The Vols totaled 133 yards in the first quarter versus South Carolina - its largest first quarter total in 2017. John Kelly had 46 yards rushing, while Jarrett Guarantano had 44 total yards.

2017 SCHEDULE/RESULTS



GEORGIA TECH
SEPT. 4
ESPN
W, 42-41 (20T)



INDIANA STATE
SEPT. 9
SEC NETWORK
W, 42-7



@ #24/25 FLORIDA
SEPT. 16
CBS
L, 26-20



UMASS
SEPT. 23
SEC NETWORK
W, 17-13



#7/8 GEORGIA
SEPT. 30
CBS
L, 41-0



SOUTH CAROLINA
OCT. 14
ESPN
L, 15-9



@ #1/1 ALABAMA
OCT. 21
CBS
3:30 P.M. ET



@ KENTUCKY
OCT. 28
SEC NETWORK
7:30 P.M. ET



SOUTHERN MISS
NOV. 4
TBA
TBA



@ MISSOURI
NOV. 11
TBA
TBA



LSU
NOV. 18
TBA
TBA



VANDERBILT
NOV. 25
TBA
TBA

MEDIA INFORMATION

CREDENTIAL REQUESTS

- To obtain season or single-game credentials, apply online by clicking "football" under "Tennessee" at: <http://www.sportssystem.com/seccredentials>

INTERVIEW REQUESTS

- Following practices open to the media, scheduled interviews will take place either in the practice field's end zone or in the Ray and Lucy Hand Digital Studio. True freshmen are not available for interviews, and student-athletes should not be contacted by the media for interviews by any method outside of scheduled interview times.
- Interview requests for Coach Jones outside of standard interview times should be made through Director of Football Communications Zach Stipe at 865-974-4167 (office), 865-244-6119 (cell) or zstipe@tennessee.edu. Requests for player interviews should be made at least 24 hours in advance of the practice for which you are requesting an interview by contacting Assistant Director for Media Relations Stephen K. Lee (contact information is in box to the right).

WEEKLY MEDIA CONFERENCES

- Coach Butch Jones' weekly press conferences are held at noon ET on Mondays and Wednesdays of game week inside the Ray and Lucy Hand Digital Studio at a time to be determined.
- Coach Jones takes part in his weekly SEC Teleconference each Wednesday at 11:50 a.m. ET from the start of the season through Nov. 22. Media representatives should contact the SEC at (205) 458-3000 for a confidential phone number.

NEYLAND GAME DAY INFORMATION

- Press Will Call is located at the Tennessee Media Relations office beginning two hours before game time. It is located on the ground level of the Anderson Training Center on the corner of Lake Loudoun Blvd. and Chamique Holdscrow Drive.
- Pregame media meal is served on Press Box fifth level and in the Stokely Family Media Center at field level.
- Press box media access is through Gate 15. Field access is through Gates 21A and 25.
- Press parking is in parking garage G-10 at the southwest end of the stadium.

DIRECTIONS TO NEYLAND STADIUM

- From Airport:** Turn toward Knoxville onto Alcoa Hwy. (U.S. Hwy. 129 North). After crossing Tennessee River bridge, exit right and then turn left onto Neyland Drive.
- From I-40 East:** Follow I-40 to James White Parkway. Follow to Neyland Drive. (G-10 Garage can be entered off Neyland Drive.)
- From I-40 West:** Follow I-40 to James White Parkway. Follow to Neyland Drive.
- From I-75 South:** Follow I-75 to I-275. Follow I-275 to I-40. Take I-40 East to James White Parkway and follow to Neyland Drive. (G-10 Garage can be entered off Neyland Drive.)
- At Neyland Drive:** Follow to Thompson-Boling Arena. Turn onto Lake Loudoun Boulevard. Turn right at first light onto Phillip Fulmer Way. G-10 garage is on right after passing arena.

TENNESSEE MEDIA RELATIONS STAFF



ZACH STIPE

Director of Football Communications
Office: 865-974-4167
Cell: 865-244-6119
E-mail: zstipe@tennessee.edu
Twitter: @ZachStipe



STEPHEN K. LEE

Assistant Director of Media Relations
Office: 865-974-7489
Cell: 504-259-0907
E-mail: sklee@tennessee.edu
Twitter: @StephenKLeeUT



SEAN BAROWS

Assistant Director of Media Relations
Office: 865-974-7478
Cell: 561-312-9432
E-mail: sbarows@tennessee.edu
Twitter: @SeanBarows



RACHEL GUNIA

Graduate Asst. - Media Relations
Office: 865-974-9494
Cell: 815-488-8595
E-mail: rgunia@tennessee.edu
Twitter: @rach10014

Asst. Athletic Director for Media Relations: Tom Satkowiak
Associate Director: Eric Trainer
Assistant Directors: Kellen Hiser, Kimberly Hood, Amanda Pruitt, Maurice Williams
Graduate Assistant: Josh Lively
Photographers: Donald Page, Kyle Zedaker

■ TENNESSEE MEDIA RELATIONS DEPT.
Anderson Training Center Ground Floor
Phone: (865) 974-1212 • **Fax:** (865) 974-9496
Mailing Address: P.O. Box 15016 Knoxville, TN 37901
Shipping Address: 1551 Lake Loudoun Boulevard, Knoxville, TN 37996

SEC MEDIA SERVICES

MEDIA RELATIONS STAFF: For information on services provided by the SEC, call (205) 458-3000, or write to 2201 Richard Arrington Boulevard North, Birmingham, AL 35203.

MEDIA RELATIONS OFFICE

Herb Vincent
Associate Commissioner/
Communications
Office: (205) 458-3000
E-mail: hvincent@sec.org



Website: secsports.com
Overnight Address:
2201 Richard Arrington Blvd
North, Birmingham, AL 35203

STAFF

Director of MR: Chuck Dunlap (cdunlap@sec.org) - FB
Director of MR: Craig Pinkerton (cpinkerton@sec.org)
Director of MR: Tammy Wilson (twilson@sec.org)
Video Director: B.C. Romano (bcrmano@sec.org)
Assistant MRD: Ben Beaty (bbeaty@sec.org) - FB
Assistant MRD: Jill Skotarczak (jskotarczak@sec.org)
Assistant/Digital Media: Ann Drinkard (adrinkard@sec.org)

TELECONFERENCE: The 14 SEC head football coaches will be featured weekly on a teleconference from 11 a.m.-1:10 p.m., ET, during the 2017 league season. The teleconference will be held each Wednesday beginning Wed., Aug. 30 through Wed., Nov. 22. Media representatives should contact the SEC Media Relations Department (205) 458-3000 for the confidential phone number. Each coach will appear on the teleconference for seven minutes, according to the following schedule:

Order of Appearance (All Times Eastern)

11:00 a.m.	Ed Orgeron, LSU
11:10 a.m.	Kirby Smart, Georgia
11:20 a.m.	Jim McElwain, Florida
11:30 a.m.	Derek Mason, Vanderbilt
11:40 a.m.	Nick Saban, Alabama
11:50 a.m.	Butch Jones, Tennessee
12:00 p.m.	Bret Bielema, Arkansas
12:10 p.m.	Barry Odom, Missouri
12:20 p.m.	Matt Luke, Ole Miss
12:30 p.m.	Kevin Sumlin, Texas A&M
12:40 p.m.	Mark Stoops, Kentucky
12:50 p.m.	Dan Mullen, Mississippi State
1:00 p.m.	Will Muschamp, South Carolina
1:10 p.m.	Gus Malzahn, Auburn

ONLINE

Official Site
utsports.com/football



YouTube
youtube.com/UTSportsTVFootball

SOCIAL



Twitter, Instagram, Snapchat
[@Vol_Football](https://twitter.com/Vol_Football)



Facebook Page
[Facebook.com/VolFootball](https://facebook.com/VolFootball)

TENNESSEE FOOTBALL MEDIA AVAILABILITY FOR THIS WEEK

MONDAY [16]

12 p.m. ET - Butch Jones Press Conference; Select student-athletes (In Studio)

TBD - Coordinators Post Practice (In Studio)

TUESDAY [17]

12:15 p.m. ET - Select student-athletes (In Studio)

4:15 p.m. ET - Practice (TBD periods open)

WEDNESDAY [18]

11:50 a.m. - SEC Teleconference

12 p.m. - Butch Jones Press Conference (In Studio)

THURSDAY [19]

No scheduled media

FRIDAY [20]

No scheduled media

SATURDAY [21]

Tennessee at Alabama
3:30 p.m. ET
CBS

SUNDAY [22]

No scheduled media

collegepressbox.com features media information, news and information links and weekly and archived game notes, rosters, depth charts, statistics and game books, as well as pregame quotes. The service also has special sections devoted to bowls, awards, national signing day and spring football, and the NFL Draft. To access the site, log in with:
username: [secmedia](#) | **password:** [birmingham](#)

HEAD COACH BUTCH JONES

>> FIFTH SEASON AT TENNESSEE >> 11TH SEASON AS HC



BUTCH JONES enters his fifth season at Tennessee and his 11th season overall as a head coach in 2017 with a résumé that not only places him among the top coaches in the Southeastern Conference, but also the entire country.

Jones' teams have won four conference championships, advanced to eight bowls and finished in the Top 25 five times during his 10 seasons as a head coach at Tennessee, Cincinnati and Central Michigan. Along the way, Jones has coached six All-Americans, 76 all-conference selections and 21 NFL Draft picks, including the NFL's highest-paid wide receiver Antonio Brown, and Tennessee's most recent first-round pick, Derek Barnett, who was selected at No. 14 by the Philadelphia Eagles in 2017. Jones holds an 83-51 record (.619) in 10-plus seasons as a head coach.

Tennessee is one of just three SEC teams to win at least nine games the last two seasons and one of just nine teams in the nation to win bowl games in three consecutive seasons heading into the fall. Momentum continues to build on Rocky Top under Jones as the charismatic leader has pushed the Vols to a 30-21 mark and three straight winning seasons for the first time in 12 years, while instilling a championship culture back to a program that had recorded just one winning season in the previous five years when he took over Tennessee prior to the 2013 campaign.

Faced with a rebuild when he was announced as the new head coach on Dec. 7, 2012, Jones has re-modeled the Vols "brick by brick" into a consistent winner in his own image, as a passionate, competitive and consistent band of brothers, working tirelessly to bring Tennessee back to the top of the SEC.

Jones also has made developing men off the field a top priority at Tennessee and throughout his career. He has coached 203 academic all-conference award winners, including 109 SEC academic honor roll recipients at Tennessee. Under Jones, every academic

record in Tennessee football history has been broken and 84 Vols have earned degrees. In 2016, three Vols collected Academic All-District honors, while every senior on the 2016 team graduated with a degree. Last spring, Joshua Dobbs received the Torchbearer Award for 2016-17 – the highest honor given to a student at the University of Tennessee in recognition of their accomplishments in the community and academics. Additionally, 67 student-athletes earned Vol Scholar designation in 2016-17 for having a 3.0 GPA. UT football has achieved its highest-ever GPA, single-year and multi-year APR, and Graduation Success Rate during Jones' first four years at the helm. Over the last two seasons, 26 Vols have played in bowl games as college graduates.

A two-time BIG EAST Coach of the Year, Jones took over a program that hadn't won a bowl game since 2007. Jones' Vols have won three consecutive bowl games for the first time in over 20 years (1994-95-96) and have brought back-to-back nine-win seasons to Rocky Top for the first time in nearly a decade. Entering the 2017 season, the Vols own a 15-4 mark in their last 19 games, which is the second-best mark in the SEC.

Jones joined UT from the University of Cincinnati, where he finished with a 23-14 record (.657) in three seasons with the Bearcats. Jones was also the head coach for three years at Central Michigan (27-13, .675, from 2007-09). He has won at least eight games in seven of his 10 years as a head coach, including five seasons of nine-plus wins (2009, 2011, 2012, 2015, 2016). Jones has won 10 or more games twice, finishing 11-2 at CMU in 2009 and posting a 10-3 record with Cincinnati in 2011. He has led teams to four conference championships in his 10 seasons as a head coach, including the Big East title in 2011 and 2012 with Cincinnati and the 2007 and 2009 Mid-American Conference titles at Central Michigan.

JONES BY THE NUMBERS

- 83** Has a career record of 83-51 (.619) as a head coach
- 33** Has a record of 33-24 (.579) in 4+ seasons at Tennessee.
- 4** Has won four conference championships (07, 09, 11, 12)
- 5** Has won at least nine games five times in 10 seasons as a head coach.
- 32.8** The Vols have averaged 32.8 ppg since 2015 - third-most in SEC in that span
- 21** Butch Jones has mentored 21 NFL Draft Picks as a head coach.
- 84** Vols have captured degrees since Jones became head coach in 2013

JONES VS. RANKED FOES

- Tennessee is seeking its first win over ranked opponent this season. After going 3-2 against AP Top 25 teams in 2016, the Vols are 0-2 versus ranked foes in 2017.
- The Vols are 5-6 against ranked teams since 2015.
- Overall, Butch Jones has six wins over ranked teams as Tennessee's head coach.

MOST DRAFT PICKS IN FIRST 4 ROUNDS IN 15 YEARS

- Jones attended the 2017 NFL Draft and watched Derek Barnett's selection by the Philadelphia Eagles with the No. 14 pick in the first round. Overall, six Vols were selected in the draft's first four rounds - the most UT draftees in the first four rounds in 15 years (since six went in rounds 1-4 in 2002).

SPECIAL TEAMS STANDARD

- Jones' coached teams make special teams a priority. Tennessee has finished in the Top 20 in kickoff returns and punt returns in 2015 and 2016, including No. 1 in kickoff returns (33.4 avg, 3 TDs) and No. 4 in punt returns (17.2 avg, 3 TDs) in 2015. The Vols ranked No. 11 in kickoff returns (24.9, 1 TD) and No. 18 in punt returns (11.1, 1 TD) in 2016.

COACHING CAREER

Year	School	Position
1987-89	Tampa Bay (NFL)	Intern
1990-92	Rutgers	Graduate Assistant
1993-94	Wilkes Univ.	Offensive Coordinator
1995	Ferris State	Running Backs
1996-97	Ferris State	Offensive Coordinator
1998	Central Michigan	Tight Ends
1999	Central Michigan	Wide Receivers
2000	Central Michigan	Running Backs
2001-03	Central Michigan	Offensive Coordinator
2004	Central Michigan	Running Backs
2005-06	West Virginia	Wide Receivers
2007-09	Central Michigan	Head Coach
2010-12	Cincinnati	Head Coach
2013-	Tennessee	Head Coach

HEAD COACHING RECORD

Year	Team	Record	Final Rank AP/Coaches	Conference
2007	Central Michigan	8-6	-/-	6-1 (1st)
2008	Central Michigan	8-5	-/-	6-2 (t-2nd)
2009	Central Michigan	11-2	23/24	8-0 (1st)
2010	Cincinnati	4-8	-/-	2-5 (7th)
2011	Cincinnati	10-3	25/21	5-2 (t-1st)
2012	Cincinnati	9-3	RV/22	5-2 (t-1st)
2013	Tennessee	5-7	-/-	2-6 (6th)
2014	Tennessee	7-6	-/-	3-5 (4th)
2015	Tennessee	9-4	22/23	5-3 (2nd)
2016	Tennessee	9-4	22/24	4-4 (2nd)
2017	Tennessee	3-3	N/A	0-3
TOTALS	11th season	83-51		46-33

8 bowl teams, 4 Conf. Championships

JONES LEADS 2013 POWER 5 COACHING HIRES

Butch Jones was among 13 coaches hired by Power 5 programs in 2013 when Tennessee tabbed him to rebuild the Vols. Jones' résumé leads the pack of hires from that year. Only eight coaches remain in same job over four years later.

- Jones leads all of the 13 coaches with **THREE BOWL WINS** over the last four years
- Jones is the only coach of the eight still at their schools to win 9 or more games at least twice (Gary Anderson won 9+ games twice at Wisconsin, while Mark Helfrich won 9+ three times at Oregon).
- Jones is the only coach among the 13 to improve or maintain the previous years' win total each season.

COACH	SCHOOL	13	14	15	16	17	TOTAL*	BOWLS
Gus Malzahn	Auburn	12-2	8-5	7-6	8-5	5-2	40-20	1-3
Butch Jones	Tennessee	5-7	7-6	9-4	9-4	3-3	33-24	3-0
Dave Doeren	NC State	3-9	8-5	7-6	7-6	6-1	31-27	2-1
Kliff Kingsbury	Texas Tech	8-5	4-8	7-6	5-7	4-2	28-28	1-1
Bret Bielama	Arkansas	3-9	7-6	8-5	7-6	2-4	27-30	2-1
Steve Addazio	Boston College	7-6	7-6	3-9	7-6	3-4	27-31	1-2
Mark Stoops	Kentucky	2-10	5-7	5-7	7-6	5-1	24-31	0-1
Mike MacIntyre	Colorado	4-8	2-10	4-9	10-4	4-3	24-34	0-1

*Totals through 2016

Mark Helfrich (37-16; Oregon), Gary Anderson (19-7; Wisconsin), Sonny Dykes (19-30; Cal); Darrell Hazell (9-33; Purdue), and Scott Shafer (14-23; Syracuse) are no longer with teams that hired them in 2013.

COACH JONES: BY THE NUMBERS

	'14	'15	'16	'17	UT	Career
Overall	7-6	9-4	9-4	3-3	33-24	83-51
Home	4-3	5-2	6-1	2-2	21-11	47-20
Road	2-3	2-2	1-3	0-1	6-13	27-29
Neutral Site	1-0	2-0	2-0	1-0	6-0	9-2
August	1-0	--	--	--	2-0	3-0
September	1-2	2-2	4-0	3-2	12-8	26-18
October	1-3	2-2	1-3	0-1	5-11	22-17
November	3-1	4-0	3-1	--	11-5	24-13
December/January	1-0	1-0	1-0	--	3-0	8-3
In Bowl Games	1-0	1-0	1-0	--	3-0	4-2
vs. Above .500 (time of game)	2-6	3-3	5-2	0-2	13-20	27-42
vs. Below or At .500 (time of game)	5-0	6-1	4-2	3-1	19-4	53-8

Conference Record...	'14	'15	'16	'17	UT	Career
Overall	3-5	5-3	4-4	0-3	14-21	46-33
at home	1-3	3-1	3-1	0-2	8-10	23-16
on the road	2-2	2-2	1-3	0-1	6-11	23-16

Non-Conference Record...	'14	'15	'16	'17	UT	Career
Overall	4-1	4-1	5-0	3-0	19-2	37-18
at home	3-0	2-1	3-0	2-0	13-1	24-3
on the road	0-1	--	--	--	0-2	3-13
neutral site	1-0	2-0	2-0	1-0	6-0	10-2

vs. Ranked Opponents...	'14	'15	'16	'17	UT	Career
Overall	0-5	2-2	3-2	0-2	6-17	7-21
vs. Top 5	0-3	--	0-1	--	0-6	0-7
at home	0-2	1-1	1-1	0-1	3-7	3-9
on the road	0-3	0-1	1-1	0-1	1-10	1-12
neutral site	0-0	1-0	1-0	--	2-0	3-0

Record in Games...	'14	'15	'16	'17	UT	Career
decided by 14 points or more	4-3	5-0	4-1	1-1	16-10	41-22
decided by 7 pts or less	2-2	2-4	2-1	2-2	9-11	22-22
decided by 4 pts or less	1-2	1-2	1-1	2-0	6-7	17-14
away during the day	1-1	0-2	1-1	0-1	2-8	18-18
away at night	1-2	1-0	0-2	--	3-5	8-11
home during the day	3-1	4-0	4-1	2-2	17-6	32-12
home at night	1-2	1-2	1-0	--	4-5	15-8
neutral site during the day	1-0	2-0	1-0	--	4-0	6-0
neutral site at night	0-0	--	1-0	1-0	3-0	3-2

Record When Scoring...	'14	'15	'16	'17	UT	Career
less than 14 points	0-3	--	0-1	0-2	0-9	0-17
less than 21 points	0-4	1-2	1-1	1-3	3-13	5-28
21+ points	7-2	8-2	8-2	1-0	29-8	77-21
30+ points	6-1	6-0	7-2	1-0	23-4	60-9
35+ Points	5-0	6-0	5-1	2-0	21-1	48-4
Defensive Touchdown	1-0	1-0	2-0	--	5-2	12-2
Special Teams Touchdown	1-0	3-1	1-1	1-0	7-2	11-3

Record When Allowing...	'14	'15	'16	'17	UT	Career
less than 14 points	2-1	4-0	2-0	2-0	11-1	29-2
less than 21 points	5-1	4-1	4-0	2-1	18-4	43-7
21+ points	2-5	5-3	5-2	1-2	15-19	40-43
30+ points	1-4	2-1	3-3	1-1	7-15	17-34
35+ Points	1-1	--	2-3	1-1	4-8	6-20
Defensive Touchdown	0-2	2-0	0-1	0-1	2-5	5-10
Special Teams Touchdown	0-0	1-0	0-1	--	1-2	1-4

Record When...	'14	'15	'16	'17	UT	Career
leading after the 1st quarter	6-2	7-2	4-1	1-1	23-7	57-11
trailing after the 1st quarter	0-3	1-0	4-2	1-2	6-12	17-28
tied after the 1st quarter	1-1	1-2	0-1	1-0	3-5	8-12
leading at halftime	7-1	8-2	6-1	2-1	28-5	68-7
trailing at halftime	0-4	1-0	3-3	1-2	4-15	14-36
tied at halftime	0-1	0-2	--	--	0-4	2-8
halftime lead/deficit within 4 pts.	1-3	0-2	2-0	0-2	3-8	22-17
leading after the 3rd quarter	6-1	8-2	6-1	2-0	26-5	68-7
trailing after the 3rd quarter	1-5	0-2	3-3	1-2	6-17	12-40
tied after the 3rd quarter	0-0	1-0	--	0-1	1-2	4-4
3rd Qtr. lead/deficit within 4 pts.	0-2	1-2	3-2	1-2	6-9	16-13
tied after the 4th quarter/OT	1-0	1-1	1-1	1-0	3-3	4-4
Turnover Margin Even	2-3	1-2	1-0	0-2	5-7	17-13
Turnover Margin +1 or better	5-0	5-1	4-1	--	17-4	43-8
Turnover Margin +2 or better	3-0	3-0	2-0	1-0	11-0	24-3
Turnover Margin +3 or better	1-0	2-0	2-0	--	6-0	13-1
Turnover Margin +4 or better	0-0	1-0	2-0	--	4-0	10-0
Turnover Margin -1 or worse	0-3	3-1	4-3	1-0	9-12	21-29
Turnover Margin -2 or worse	0-2	1-0	0-2	1-0	2-5	5-14
Turnover Margin -3 or worse	0-1	--	0-2	--	0-5	2-9
Turnover Margin -4 or worse	0-1	--	0-1	0-1	0-4	1-5

Record With...	'14	'15	'16	'17	UT	Career
less than 300 yards total off.	1-3	0-1	0-2	0-2	1-11	2-19
300+ yards total offense	6-3	8-3	9-9	3-1	31-13	79-32
400+ yards total offense	4-1	8-1	6-2	0-1	21-6	53-16
500+ yards total offense	2-0	3-0	2-2	--	7-2	21-4
600+ yards total offense	1-0	1-0	1-1	--	3-1	6-1
less than 100 yards rushing	0-3	--	0-1	0-1	0-7	5-18
100+ yards rushing	7-3	9-4	9-3	3-2	33-17	79-32
150+ yards rushing	5-1	9-1	7-2	1-1	26-9	63-16
200+ yards rushing	3-0	8-1	5-1	--	20-3	43-5
250+ yards rushing	2-0	2-1	2-1	--	9-2	22-3
less than 200 yards passing	2-1	4-3	2-2	1-2	13-13	26-18
200-300 yards passing	4-5	5-1	6-0	2-1	18-9	41-22
less than 300 yards passing	6-6	7-3	3-1	3-3	24-20	58-41
300+ yards passing	1-0	1-0	1-2	--	3-2	18-9
350+ yards passing	0-0	--	0-1	--	0-1	10-4
400+ yards passing	0-0	--	0-1	--	0-1	1-2
450+ yards passing	0-0	--	--	--	0-0	1-1

Record When Allowing...	'14	'15	'16	'17	UT	Career
less than 200 total yards	0-0	1-0	--	--	1-0	3-0
less than 300 total yards	4-1	4-0	2-0	2-0	13-2	28-4
less than 400 total yards	5-2	6-3	5-1	2-3	23-11	60-18
400 yards+ total offense	2-4	3-1	4-3	1-0	10-13	23-33
less than 100 yards rushing	1-0	2-0	3-0	--	7-1	27-7
100+ yards rushing	6-6	7-4	6-4	3-3	26-23	56-44
less than 200 yards passing	6-2	5-1	3-1	3-2	18-11	30-19
less than 250 yards passing	6-4	6-3	6-2	3-3	25-16	53-27
less than 300 yards passing	6-5	7-4	6-2	3-3	27-20	63-37
300+ yards passing	1-1	1-0	1-1	--	3-3	17-13

2017 COACHING STAFF

(PB) - Press Box (S) - Sideline


BOB SHOOP
Defensive Coord. (PB)

LARRY SCOTT
Offensive Coord./
Tight Ends (PB)

BRADY HOKE
Assoc. Head Coach/
Defensive Line (S)

ROBERT GILLESPIE
Asst. Head Coach/RBs/
Recruiting Coord. (S)

CHARLTON WARREN
DBs/Special Teams
Coord. (S)

TOMMY THIGPEN
Linebackers/Def. Run
Game Coord. (S)

MIKE CANALES
Quarterbacks (S)

KEVIN BEARD
Wide Receivers (S)

WALT WELLS
Offensive Line (S)

ROCK GULLICKSON
Director of Strength
& Conditioning (S)


COACHING NOTES

TENNESSEE TURNAROUND

- Tennessee has won 33 games over the last four + seasons under Jones and produced a winning record in three straight seasons. In the previous eight seasons before Jones arrived, the Vols had only produced three winning seasons.

WINS WHEN ...

- Teams coached by Jones are 68-7 when leading at halftime, 58-11 when leading after the first quarter, and 68-7 when leading after the third quarter.

SPECIAL TEAMS STANDARD

- The Vols have scored 11 touchdowns on kick returns or punt returns since Butch Jones took the helm in 2013.
- With nine special teams touchdowns since 2015, Tennessee is tied for second with Washington and San Diego State and trails only Alabama (10) among FBS schools.

► NOTING THE CRIMSON TIDE



ALABAMA STAT LEADERS

RUSHING						
G	Att.	Yds.	Avg.	TD	Yds/G	
Damien Harris	7	68	625	9.2	9	89.3
Jalen Hurts	7	79	558	7.1	6	79.7
PASSING						
G	Cmp-Att.	Pct.	Yds.	TD/INT		
Jalen Hurts	7	82-130	63.1	1025	8/1	
RECEIVING						
G	No.	Yds.	Avg.	TD	Yds/G	
Calvin Ridley	7	33	441	13.4	2	63.0
Bo Scarbrough	7	11	86	7.8	0	12.3
Jerry Jeudy	7	9	160	17.8	1	22.9
DEFENSE						
G	Solo	Asst	Total	TFL	INT	
Ronnie Harrison	7	23	18	41	3.0	2
Shaun Dion Hamilton	7	18	16	34	5.5	0
Minkah Fitzpatrick	7	21	11	32	4.5	1

2017 SCHEDULE

Date	Opponent	Time/Result
Sept. 2	vs. Florida State	W, 24-7
Sept. 9	Fresno State	W, 41-10
Sept. 16	Colorado State	W, 41-23
Sept. 23	at Vanderbilt*	W, 59-0
Sept. 30	Ole Miss*	W, 66-3
Oct. 7	at Texas A&M*	W, 27-19
Oct. 14	Arkansas*	W, 41-9
Oct. 21	Tennessee* (CBS)	3:30 p.m.
Nov. 4	LSU*	TBA
Nov. 11	at Mississippi State*	TBA
Nov. 18	Mercer	TBA
Nov. 25	at Auburn*	TBA

* Southeastern Conference game

► TENNESSEE-ALABAMA SERIES HISTORY

ALABAMA

(38-54-7)	
at Knoxville: 20-25-1	
at Tuscaloosa: 4-8	
at Birmingham: 14-21-6	
Biggest Win: 27 points (41-14, 1969 and 1995, both in Birmingham)	
Biggest Loss: 51 points (51-0, 1906 in Birmingham)	
Longest Winning Streak: 7 games (1995-2001)	
Longest Losing Streak: 11 games (1971-81)	
Current Streak: Alabama 10 games (1971-81)	
1901 Birmingham T 6-6	
1903 Birmingham L 0-24	
1904 Birmingham W 5-0	
1905 Birmingham L 0-29	
1906 Birmingham L 0-51	
1907 Birmingham L 0-5	
1908 Birmingham L 0-4	
1909 Knoxville L 0-10	
1912 Birmingham L 0-7	
1913 Tuscaloosa L 0-6	
1914 Knoxville W 17-7	
1928 Tuscaloosa W 15-13	
1929 Knoxville W 6-0	
1930 Tuscaloosa L 6-18	
1931 Knoxville W 25-0	
1932 Birmingham W 7-3	
1933 Knoxville L 6-12	
1934 Birmingham L 6-13	
1935 Knoxville L 0-25	
1936 Birmingham T 0-0	
1937 Knoxville L 7-14	
1938 Birmingham W 13-0	
1939 Knoxville W 21-0	
1940 Birmingham W 27-12	
1941 Knoxville L 2-9	
1942 Birmingham L 0-8	
1944 Knoxville T 0-0	
1945 Birmingham L 7-25	
1946 Knoxville W 12-0	
1947 Birmingham L 0-10	
1948 Knoxville W 21-6	
1949 Birmingham T 7-7	
1950 Knoxville W 14-9	
1951 Birmingham W 27-13	
1952 Knoxville W 20-0	
1953 Birmingham T 0-0	
1954 Knoxville L 0-27	
1955 Birmingham W 20-0	
1956 Knoxville W 24-0	
1957 Birmingham W 14-0	
1958 Knoxville W 14-7	
1959 Birmingham T 7-7	
1960 Knoxville W 20-7	
1961 Birmingham L 3-34	
1962 Knoxville L 7-27	
1963 Birmingham L 0-35	
1964 Knoxville L 8-19	
1965 Birmingham T 7-7	
1966 Knoxville L 10-11	
1967 Birmingham W 24-13	
1968 Knoxville W 10-9	
1969 Birmingham W 41-14	
1970 Knoxville W 24-0	
1971 Birmingham L 15-32	
1972 Knoxville L 10-17	

1973 Birmingham L 21-42	
1974 Knoxville L 6-28	
1975 Birmingham L 7-30	
1976 Knoxville L 13-20	
1977 Birmingham L 10-24	
1978 Knoxville L 17-30	
1979 Birmingham L 17-27	
1980 Knoxville L 0-27	
1981 Birmingham L 19-38	
1982 Knoxville W 35-28	
1983 Birmingham W 41-34	
1984 Knoxville W 28-27	
1985 Birmingham W 16-14	
1986 Knoxville L 28-56	
1987 Birmingham L 22-41	
1988 Knoxville L 20-28	
1989 Birmingham L 30-47	
1990 Knoxville L 6-9	
1991 Birmingham L 19-24	
1992 Knoxville L 10-17	
1993 Birmingham* T 17-17	
1994 Knoxville L 13-17	
1995 Birmingham W 41-14	
1996 Knoxville W 20-13	
1997 Birmingham W 38-21	
1998 Knoxville W 35-18	
1999 Tuscaloosa W 21-7	
2000 Knoxville W 20-10	
2001 Tuscaloosa W 35-24	
2002 Knoxville L 14-34	
2003 Tuscaloosa (5OT) W 51-43	
2004 Knoxville W 17-13	
2005 Tuscaloosa L 3-6	
2006 Knoxville W 16-13	
2007 Tuscaloosa L 17-41	
2008 Knoxville L 9-29	
2009 Tuscaloosa L 10-12	
2010 Knoxville L 10-41	
2011 Tuscaloosa L 6-37	
2012 Knoxville L 13-44	
2013 Tuscaloosa L 10-45	
2014 Knoxville L 20-34	
2015 Tuscaloosa L 14-19	
2016 Knoxville L 10-49	

* Game later forfeited to Tennessee as a result of NCAA sanctions.

► SERIES NOTES

- Tennessee and Alabama have played every year since 1928 with the exception of 1943.
- With this year being the 100th time the two teams have met on the gridiron, Alabama has won 10 consecutive meetings and leads the all-time series 54-38-7.
- The Alabama series is the third-longest in UT history (99 games) behind Kentucky (112) and Vanderbilt (110).
- UT's last win over Alabama came in 2006. Arian Foster scored the game-winning touchdown in the fourth quarter to put the Vols up, 16-13. It was their first lead of the game.
- Tennessee won seven consecutive games in the series from 1995-2001 and is the only school to defeat the Crimson Tide in at least seven consecutive meetings.
- The Vols lost to Alabama, 49-10, at home last season in a matchup between top-10 teams.
- The last time the two teams met in Tuscaloosa, the Volunteers stayed within one score from start to finish thanks to an outstanding effort by its defense, which tallied 10 tackles for a loss and five sacks and made a pair of big red zone stops in the second half. A late offensive surge seized a 19-14 win for No. 8/8 Alabama in the fourth quarter. UT's five sacks were its most against Alabama since recording five in 2005.
- Alabama defensive backs coach Derrick Ansley held the same position for Tennessee during the 2012 season.

► INSIDE THE SERIES

PASSING	
300-Yard Passing Games: 5, last 302, Erik Ainge, 2006	
Most Passing Yards: 358, Jeff Francis, 1987	
Most Passing Attempts: 46, Erik Ainge, 2006	
Most Passing Completions: 28, Erik Ainge, 2006	
Most Passing TDs: 4, Casey Clausen, 2003	
Longest Pass: 80, three times, last Peyton Manning to Joey Kent, 1995	
RUSHING	
100-Yard Rushing Games: 20, last 117, Tauren Poole, 2010	
Most Rushing Yards: 162, Travis Stephens, 2001	
Most Rushes: 33, Travis Stephens, 2001	
Most Rushing TDs: 2, 5 times, last Travis Stephens (2001)	
RECEIVING	
Most Receiving Yards: 159, Anthony Miller, 1986	
Most Receptions: 7, seven times, last Gerald Jones, 2010	
Most Receiving TDs: 2, four times, last, James Banks, 2003	
OTHER	
Total Tackles: 25, Greg Jones, 1976	
Solo Tackles: 19, Keith DeLong, 1988	
Interceptions: 3 two times, last Tim Priest, 1970	
Forced Fumbles: 2 two times, last Billy Ratliff, 1997	
Most Sacks: 3, Reggie White, 1983	
Longest Field Goal: 54, Karl Kremser, 1968	
Longest Punt: 79 two times, last Johnny Butler, 1940	
Longest Kickoff Return: 100, Peerless Price, 1998	

STATS COMPARISON

Category	Tennessee	Alabama
Record	3-3	7-0
Conference	0-3	4-0
Scoring Offense	21.6	42.7
Total Offense	320.0	484.9
Rushing Offense	134.7	302.6
Passing Offense	185.3	182.2
Scoring Defense	23.8	10.1
Total Defense	372.0	254.3
Rushing Defense	242.8	66.7
Passing Defense	129.1	187.5
KO Ret. Avg.	27.6	22.1
Punt Ret. Avg.	13.2	7.9
Net Punting	40.6	35.6
Time of Possession	27:03	32:27
3rd Down Conversions	34%	41%
Opp. 3rd Down Conv.	43%	27%
Fumbles Recovered	4	4
Passes Intercepted	2	10
Fumbles Lost	4	2
Interceptions Thrown	6	1
Turnover Margin	-4	+11
Turnovers Gained	6	14
Turnovers Lost	10	3
Passing Efficiency	113.0	153.6
Pass Efficiency Defense	120.5	101.7
Penalties	32	38
Yards Penalized	244	321
Opp. Penalties	38	27
Opp. Yards Penalized	287	170
Sacks	13	19
Tackles For Loss	37	45
First Downs	106	167
First Downs Rushing	43	97
First Downs Passing	50	63
Red Zone Offense	73%	92%
Red Zone Defense	95%	73%

► CONNECTIONS

SAME HOMETOWN

Hometown	Tennessee	Alabama
Atlanta, Ga.	Micah Abernathy	Swade Hutchinson
	Alexis Johnson	Dallas Warmack
Alpharetta, Ga.	Quart'e Sapp	Scott Meyer
Cincinnati, Ohio	Nathan Niehaus	Derek Kief
Detroit, Mich.	John Kelly	Jamar King
Memphis, Tenn.	MaLeik Gatewood	Joshua McMillon
	Jake Powers	
	Drew Richmond	
Tampa, Fla.	Richard Mize Jr.	Chris Herring
Tyrone, Ga.	Shaq Wiggins	Joseph Harvey

HIGH SCHOOL TEAMMATES

School	Tennessee	Alabama
Sandy Creek (Ga.)	Shaq Wiggins	Joseph Harvey
St. John's College (D.C.)	Devante Brooks	Terrell Lewis

VOLS FROM ALABAMA

Will Ignont	Huntsville, Ala.
Maurese Smith	Toney, Ala.

2016 TENNESSEE-ALABAMA RECAP

#1 ALABAMA	14	7	14	14	-	49
#9 TENNESSEE	0	7	3	0	-	10

Oct. 15 | Neyland Stadium | Knoxville, Tenn. | 3:39 p.m. | Attendance: 102,455



THE BREAKDOWN

	UA	UT
FIRST DOWNS	28	11
Rushing	20	2
Passing	8	8
Penalty	0	1
NET YARDS RUSHING	438	32
Rushing Attempts	49	32
Average Per Rush	8.9	1.0
Rushing Touchdowns	5	1
Yards Gained Rushing	480	81
Yards Lost Rushing	42	49
NET YARDS PASSING	156	131
Completions-Attempts-Int	17-27-1	18-31-1
Average Per Attempt	5.8	4.2
Average Per Completion	9.2	7.3
Passing Touchdowns	0	0
TOTAL OFFENSE YARDS	594	163
Total offense plays	76	63
Average Gain Per Play	7.8	2.6
Fumbles: Number-Lost	2-1	0-0
Penalties: Number-Yards	5-38	1-10
PUNTS-YARDS	4-200	10-483
Average Yards Per Punt	50.0	48.3
Net Yards Per Punt	35.0	35.5
Inside 20	0	3
50+ Yards	2	4
Touchbacks	0	1
Fair catch	0	4
KICKOFFS-YARDS	8-506	3-190
Average Yards Per Kickoff	63.2	63.3
Net Yards Per Kickoff	36.2	46.3
Touchbacks	4	1
Punt returns: Number-Yards-TD	4-108-1	2-60-0
Average Per Return	27.0	30.0
Kickoff returns: Number-Yds-TD	1-26-0	4-116-0
Average Per Return	26.0	29.0
Interceptions: Number-Yds-TD	1-58-1	1-7-0
Fumble Returns: Number-Yds-TD	0-0-0	0-0-0
Miscellaneous Yards	0	0
Possession Time	31:33	28:27
1st Quarter	6:19	8:41
2nd Quarter	9:21	5:39
3rd Quarter	6:12	8:48
4th Quarter	9:41	5:19
Third-Down Conversions	6 of 12	3 of 16
Fourth-Down Conversions	0 of 1	0 of 1
Red-Zone Scores-Chances	2-5	2-2
Touchdowns	2-5	1-2
Field goals	0-5	1-2
Sacks By: Number-Yards	3-37	2-19
PAT Kicks	7-7	1-1
Field Goals	0-1	1-1

NOTES

GAME NOTES

Redshirt junior running back Alvin Kamara carded his third rushing touchdown of the season and 10th of his career midway through the second quarter, punching it in from seven yards out to help UT capitalize on an Alabama fumble.

UT furthered its streak to 22 consecutive games with a rushing TD, dating to 2014.

Junior defensive end Derek Barnett came up with a huge sack midway through the second quarter, taking down Alabama quarterback Jalen Hurts for a 14-yard loss and forcing a fumble. It was Barnett's sixth sack this season and 26th of his career.

Barnett is now all alone at third for career sacks at UT, trailing Leonard Little (28, 1995-97) and Reggie White (32, 1980-83).

Barnett recorded his first career interception in the game, which was the first by a Vol defensive lineman since Jacques Smith had one vs. Auburn in 2013.

Safety Todd Kelly Jr. recorded a career-high 11 tackles, including seven solos, to pace the Vol defense.

Evan Berry moved into third on Tennessee's career kickoff return yards list, surpassing Devrin Young (1,543, 2011-14).

#9/11 TENNESSEE FALLS TO #1 ALABAMA 49-10

KNOXVILLE, Tenn. -- No. 9/11 Tennessee fell to No. 1/1 Alabama 49-10 on Saturday at Neyland Stadium.

Alabama jumped out to a 14-0 lead, but Tennessee (5-2, 2-2 SEC) pulled within seven in the second quarter after forcing a turnover in Crimson Tide territory. Derek Barnett got around the edge and forced a fumble by quarterback Jalen Hurts. Quay Picou recovered the ball to set the Vols up at Alabama's 11-yard line. Two plays later, Alvin Kamara rushed seven yards up the middle on a read-option play to bring the score to 14-7.

Alabama (7-0, 4-0 SEC) opened the scoring with an eight-play, 91-yard drive, capped by a 29-yard touchdown. On second down, wideout Calvin Ridley took a short shovel pass from Hurts and then handed off to ArDarius Stewart on the reverse. Stewart, who entered the play from the right side of the formation, took the ball 29 yards into the left corner of the end zone.

The Crimson Tide pushed its lead to 14-0 when Ronnie Harrison picked off Joshua Dobbs on a screen pass intended for Jalen Hurd and returned the ball 58 yards for a touchdown with 14 seconds left in the first quarter.

Alabama responded after Tennessee's score as Hurts held the ball on a read-option and took it 45 yards off the right side for an Alabama score.

Tennessee kept Alabama off the scoreboard twice near the end of the second quarter as Shy Tuttle deflected a pass by Hurts and Barnett caught the ball for the first interception of his career. After a UT punt, Alabama drove the ball into field goal position, but Adam Griffith missed a 37-yarder as time expired, keeping the score at 21-7 entering halftime.

Alabama added another score on their second possession of the third quarter. The Crimson Tide traveled 51 yards in five plays as Hurts hit Stewart on a 23-yard crossing pattern and followed that with a 21-yard rush to the right, before punching it into the end zone from two yards out on a sweep to the right.

Aaron Medley chipped into the deficit with a 37-yard field goal to make the score 28-10 at the 4:03 mark of the third quarter.

However, Alabama responded with another Hurts touchdown run that extended the Tide's lead 35-10. Alabama added two more scores on Eddie Jackson's 79-yard punt return and Bo Scarbrough's 85-yard run in the fourth quarter to push the margin to 49-10.

Josh Malone notched a team-high 61 receiving yards on five catches. Barnett finished with one sack, one forced fumble, one interception and two tackles for loss. Todd Kelly Jr. (11), Eliott Berry (nine) and Baylen Buchanan (eight) all set career highs in tackles while Emmanuel Moseley tied his career best with eight tackles.

Hurts finished the game with 143 yards passing, 132 yards rushing and three rushing touchdowns. Scarbrough had 109 rushing yards and Damien Harris tallied 94 rushing yards. Alabama had success on the ground, totaling 438 rushing yards as a team.

The Vols were not able to overcome the rash of injuries that they have battled through over the past month. Starters Cameron Sutton, Jalen Reeves-Maybin, Darrin Kirkland Jr., Malik Foreman, Cortez McDowell, Jashon Robertson and Dylan Weisman did not play on Saturday. Additionally, Brett Kendrick, Micah Abernathy and Kahlil McKenzie left the game and did not return for the Vols.

SCORING SUMMARY

Team	Qtr	Time	Scoring Play	Conversion	Plays	TOP	Score
UA	1st	3:29	Stewart 29 yd pass from Hurts	Griffith kick	8-91	2:58	7-0
UA	1st	0:14	Harrison 58 yd int return	Griffith kick			14-0
UT	2nd	9:41	Kamara 7 yd run	Medley kick	2-11	0:30	14-7
UA	2nd	7:22	Hurts 45 yd run	Griffith kick	6-65	2:19	21-7
UA	3rd	9:02	Hurts 2 yd run	Griffith kick	5-51	1:08	28-7
UT	3rd	4:03	Medley 37 yd field goal		10-49	4:53	28-10
UA	3rd	0:49	Hurts 1 yd run	Griffith kick	8-75	3:14	35-10
UA	4th	14:42	Jackson 79 yd punt return	Griffith kick			42-10
UA	4th	11:38	Scarbrough 85 yd run	Griffith kick	2-86	0:59	49-10

STAT LEADERS

ALABAMA

Rushing	Att	Yds	TD	Long	Avg.
Hurts	12	132	3	45	11.0
Scarbrough	5	109	1	85	21.8
Harris	14	94	0	18	6.7
Jacobs	6	38	0	22	6.3
Emmons	9	38	0	14	4.2
Stewart	1	29	1	29	29.0
Bateman	2	-2	0	4	-1.0
Totals	49	438	5	85	8.9

Passing	C-A-I	Yds	TD	Long	Sack
Hurts	17-27-1	172	1	31	2
Bateman	1-1-0	13	0	13	0
Totals	17-27-1	156	1	31	2

Receiving	No.	Yds	TD	Long
Stewart	8	90	1	23
Ridley	6	58	0	31
Howard	1	23	0	23
Diggs	1	13	0	13
Jacobs	1	8	0	8
Harris	1	-7	0	0
Totals	18	185	1	31

TENNESSEE

Rushing	Att	Yds	TD	Long	Avg.
Hurd	13	28	0	12	2.2
Kamara	8	21	1	8	2.6
Kelly	3	8	0	5	2.7
Byrd	1	6	0	6	6.0
Dobbs	7	-31	0	4	-4.4
Totals	32	32	1	12	1.0

Passing	C-A-I	Yds	TD	Long	Sack
Dobbs	16-27-1	92	0	16	3
Dormady	2-4-0	39	0	36	0
Totals	18-31-1	131	0	36	3

Receiving	No.	Yds	TD	Long
Malone	5	61	0	36
Jennings	3	20	0	11
Hurd	3	-1	0	6
Wolf	2	30	0	16
Kamara	2	7	0	4
Smith	1	10	0	10
Kelly	1	3	0	3
Byrd	1	1	0	1
Totals	18	131	0	36

NUMERICAL ROSTER

No.	Name	Pos.	Ht.	Wt.	Cl.	Hometown (High School/Previous School)
	Marquez Callaway	WR	6-2	199	SO	Warner Robins, Ga./Warner Robins
1	Jonathan Kongbo	DL	6-6	264	RS JR	Surrey, B.C./Holy Cross H.S./Arizona Western
2	Jarrett Guarantano	QB	6-4	200	RS FR	Lodi, N.J./Bergen Catholic
2	Shy Tuttle	DL	6-2	308	JR	Midway, N.C./North Davidson
3	Ty Chandler	RB	5-11	195	FR	Nashville, Tenn./Montgomery Bell Academy
3	Marquill Osborne	DB	5-11	188	SO	Cornelius, N.C./William Amos Hough
4	Maleik Gray	DB	6-2	191	FR	Lavergne, Tenn./Lavergne
4	John Kelly	RB	5-9	205	JR	Detroit, Mich./Oak Park
5	Josh Palmer	WR	6-2	198	FR	Brampton, Ontario, Canada/St. Thomas Aquinas (FL)
5	Kyle Phillips	DL	6-4	263	JR	Nashville, Tenn./Hillsboro
6	Brandon Hines	QB	6-1	200	FR	Spring Hill, Tenn./Independence
6	Shaq Wiggins	DB	5-10	169	RS SR	Tyrone, Ga./Sandy Creek/Louisville
7	Rashaan Gaulden	DB	6-1	193	RS JR	Spring Hill, Tenn./Independence
7	Brandon Johnson	WR	6-2	193	SO	Plantation, Fla./American Heritage
8	Latrell Williams	WR	5-11	175	RS FR	Lake City, Fla./Columbia
8	Justin Martin	DB	6-1	196	SR	Antioch, Tenn./Overton/Northeast Oklahoma A&M
9	Tim Jordan	RB	5-11	196	FR	Winter Haven, Fla./Bartow
10	Tyler Byrd	WR	6-0	195	SO	Naples, Fla./Naples
11	Jordan Murphy	WR	5-11	170	FR	Hattiesburg, Miss./Hattiesburg
11	Austin Smith	LB/DL	6-3	236	RS SO	Buford, Ga./Buford
12	Emmanuel Moseley	DB	5-11	184	SR	Greensboro, N.C./Dudley
12	Quinten Dormady	QB	6-4	222	JR	Boerne, Texas/Boerne
13	Deandre Johnson	DL	6-4	258	FR	Miami, Fla./Miami Southridge
13	Richard Mize Jr.	WR	5-10	171	FR	Tampa, Fla./Calvary Christian
14	Zac Jancek	QB	6-4	214	RS SO	Knoxville, Tenn./Knoxville Catholic
14	Quart'e Sapp	LB	6-2	222	RS SO	Alpharetta, Ga./Milton
15	Jauan Jennings	WR	6-3	209	JR	Murfreesboro, Tenn./Blackman
15	Shawn Shamburger	DB	6-0	191	FR	Moultrie, Ga./Colquitt County
17	Dillon Bates	LB	6-3	224	RS JR	Ponte Vedra Beach, Fla./Ponte Vedra
17	Will McBride	QB	6-1	195	FR	League City, Texas/Clear Springs
18	Princeton Fant	TE	6-3	216	FR	Nashville, Tenn./Lavergne
18	Nigel Warrior	DB	6-0	194	SO	Duluth, Ga./Peachtree Ridge
19	Jeff George	WR	6-6	198	RS SR	Leavenworth, Kan./Leavenworth Senior/Dodge City C.C.
19	Darrell Taylor	DL	6-4	254	RS SO	Waverly, Va./Hopewell
20	Cortez McDowell	LB	6-0	228	SR	Locust Grove, Ga./Locust Grove
20	Seth Washington	QB	6-0	199	FR	Dallas, Texas/Episcopal School of Dallas
21	Jacquez Jones	WR	5-10	165	FR	Clearwater, Fla./Clearwater
21	Shanon Reid	LB	6-0	215	FR	Lehigh Acres, Fla./Dunbar
22	Micah Abernathy	DB	6-0	203	JR	Atlanta, Ga./Greater Atlanta Christian
23	Will Ignont	LB	6-1	228	FR	Huntsville, Ala./Buckhorn
24	Trey Coleman	RB	5-11	214	FR	West Monroe, La./West Monroe
24	Todd Kelly Jr.	DB	5-11	200	SR	Knoxville, Tenn./Webb School
25	Aaron Medley	PK	6-2	203	SR	Lewisburg, Tenn./Marshall County
25	Josh Smith	WR	6-1	206	RS SR	Knoxville, Tenn./Christian Academy of Knoxville
26	Theo Jackson	DB	6-1	178	FR	Nashville, Tenn./Overton
26	Jay Shoop	WR	6-1	175	FR	Nashville, Tenn./Father Ryan
27	Eric Crosby	DT	6-1	336	FR	Virginia Beach, Va./Ocean Lakes
27	Carlin Fils-aime	RB	5-11	183	SO	Naples, Fla./Naples
28	Baylen Buchanan	DB	5-11	185	SO	Lawrenceville, Ga./Peachtree Ridge
28	James Christian	RB	5-10	205	SO	Booneville, Miss./Booneville
29	Evan Berry	DB	5-11	205	SR	Fairburn, Ga./Creekside
29	Jeremiah Howard	RB	5-9	208	FR	Knoxville, Tenn./Knoxville Central
30	Brent Cimaglia	PK	6-1	193	FR	Franklin, Tenn./Fred J. Page
31	D.J. Henderson	DB	6-1	183	RS JR	Lyman, S.C./James F. Byrnes/Dodge City C.C.
31	Parker Henry	H	6-1	187	RS JR	Hendersonville, Tenn./Beech Senior
33	MaLeik Gatewood	DB	5-10	190	RS SO	Memphis, Tenn./Memphis University School
33	Ben Powlas	TE	6-5	205	RS FR	Dickson, Tenn./Dickson County
34	Darrin Kirkland Jr.	LB	6-1	238	JR	Indianapolis, Ind./Lawrence Central
35	Daniel Bituli	LB	6-3	240	SO	Antioch, Tenn./Nashville Christian
35	Taeler Dowdy	RB	6-1	185	SO	Murfreesboro, Tenn./Blackman
36	Terrell Bailey	DB	5-11	178	FR	Harvey, La./John Ehret
36	Grayson Linde	P	6-1	180	RS FR	Brentwood, Tenn./Ravenwood
37	Holden Foster	PK	6-0	205	RS SR	Dickson, Tenn./Dickson County/Sewanee
38	Grant Frerking	TE	6-6	200	FR	Norcross, Ga./Wesleyan School
38	Solon Page III	LB	6-2	207	FR	Marietta, Ga./Kell
39	Kendal Vickers	DL	6-3	295	RS SR	Havelock, N.C./Havelock
40	Nick Humphrey	LB	6-1	205	FR	Monroe, Mich./Jefferson
41	Elliott Berry	LB	5-11	206	SR	Fairburn, Ga./Creekside
42	Cheyenne Labruzzo	DB	6-0	188	FR	Albany, La./Albany
42	Chip Omer	RB	6-0	200	RS FR	Nashville, Tenn./Christ Presbyterian Academy
43	Jake Powers	DB	6-0	193	FR	Memphis, Tenn./Briarcrest Christian School
43	Laszlo Toser	PK	5-8	181	RS SO	Ooltewah, Tenn./Ooltewah
44	Jakob Johnson	TE	6-3	250	SR	Stuttgart, Germany/Jean Ribault (Fla.)
44	Ryan Thaxton	DL	6-4	236	FR	Alexandria, Va./St. Agnes School
46	Riley Lovingood	LS	6-0	210	RS SO	Hendersonville, Tenn./Beech Senior
47	Joe Doyle	P	6-0	196	FR	Knoxville, Tenn./Farragut
47	Landon Knoll	LB	6-3	217	RS SO	Nashville, Tenn./Father Ryan
48	Ja'Quain Blakely	DL	6-2	254	RS FR	Moultrie, Ga./Colquitt County

ALPHABETICAL

No.	Name	Pos.
22	Micah Abernathy	DB
36	Terrell Bailey	DB
97	Paul Bain	DL
17	Dillon Bates	LB
88	Brandon Benedict	DL
95	Kivon Bennett	DL
41	Elliott Berry	LB
29	Evan Berry	DB
35	Daniel Bituli	LB
48	Ja'Quain Blakely	DL
77	Devante Brooks	OL
84	James Brown	TE
28	Baylen Buchanan	DB
88	La'Trell Bumphus	TE
56	Matthew Butler	DL
10	Tyler Byrd	WR
74	K'Rojhn Calbert	OL
1	Marquez Callaway	WR
96	Joey Cave	DL
3	Ty Chandler	RB
28	James Christian	RB
30	Brent Cimaglia	PK
24	Trey Coleman	RB
86	Andrew Craig	TE
27	Eric Crosby	DT
93	Trevor Daniel	P
12	Quinten Dormady	QB
35	Taeler Dowdy	RB
47	Joe Doyle	P
54	Ian Dunkin	LB
18	Princeton Fant	TE
87	Logan Fetzner	WR
27	Carlin Fils-aime	RB
37	Holden Foster	PK
38	Grant Frerking	TE
69	Brian Garvey	OL
33	MaLeik Gatewood	DB
7	Rashaan Gaulden	DB
19	Jeff George	WR
4	Maleik Gray	DB
2	Jarrett Guarantano	QB
76	Chance Hall	OL
31	D.J. Henderson	DB
31	Parker Henry	H
6	Brandon Hines	QB
29	Jeremiah Howard	RB
40	Nick Humphrey	LB
23	Will Ignont	LB
26	Theo Jackson	DB
14	Zac Jancek	QB
15	Jauan Jennings	WR
98	Alexis Johnson	DL
7	Brandon Johnson	WR
13	Deandre Johnson	DL
44	Jakob Johnson	TE
70	Ryan Johnson	OL
66	Jack Jones	OL
21	Jacquez Jones	WR
9	Tim Jordan	RB
53	Colton Jumper	LB
67	Joe Keeler	OL
24	Todd Kelly Jr.	DB
4	John Kelly	RB
63	Brett Kendrick	OL
34	Darrin Kirkland Jr.	LB
47	Landon Knoll	LB
1	Jonathan Kongbo	DL
42	Cheyenne Labruzzo	DB
36	Grayson Linde	P
56	Riley Locklear	OL
46	Riley Lovingood	LS
8	Justin Martin	DB
17	Will McBride	QB
20	Cortez McDowell	LB
99	Reginald Kahili McKenzie Jr.	DL
52	Elijah Medford	LS
25	Aaron Medley	PK
83	Cooper Melton	WR
94	TJ Minifiee	DL

NUMERICAL ROSTER

51	Drew Richmond	OL	6-5	309	RS SO	Memphis, Tenn./Memphis University School
52	Elijah Medford	LS	5-9	204	RS JR	Burlington, N.C./Walter Williams
52	Maurese Smith	DL	6-3	324	FR	Toney, Ala./Hazel Green
53	Colton Jumper	LB	6-2	229	SR	Lookout Mountain, Tenn./Baylor School/The Hun School (NJ)
54	Ian Dunkin	LB	6-2	210	FR	Maryville, Tenn./Alcoa
55	Quay Picou	DL	6-1	280	JR	Sugar Hill, Ga./Buford
55	Coleman Thomas	OL	6-5	309	SR	Max Meadows, Va./Fort Chiswell
56	Matthew Butler	DL	6-4	274	FR	Raleigh, N.C./Garner Senior
56	Riley Locklear	OL	6-5	295	FR	Huntington, W. Va./Spring Valley
57	Nathan Niehaus	OL	6-6	285	RS FR	Cincinnati, Ohio/Colerain
59	Jake Yellich	LS	6-2	225	RS FR	Crown Point, Ind./Crown Point
63	Brett Kendrick	OL	6-6	318	RS SR	Knoxville, Tenn./Christian Academy of Knoxville
64	Logan Punch	LS	6-0	230	RS FR	Knoxville, Tenn./Knoxville Catholic
66	Jack Jones	OL	6-4	312	JR	Murfreesboro, Tenn./Oakland
67	Joe Keeler	OL	6-6	279	RS SO	Arden, N.C./Christ School
68	Marcus Tatum	OL	6-6	281	SO	Ormond Beach, Fla./Mainland
69	Brian Garvey	OL	6-4	290	RS FR	Brentwood, Tenn./Brentwood Academy
70	Ryan Johnson	OL	6-6	300	RS FR	Brentwood, Tenn./Brentwood Academy
73	Trey Smith	OL	6-6	320	FR	Jackson, Tenn./University School of Jackson
74	K'Rojhn Calbert	OL	6-5	316	FR	McMinnville, Tenn./Warren County Senior
75	Jashon Robertson	OL	6-3	300	SR	Nashville, Tenn./Montgomery Bell Academy
76	Chance Hall	OL	6-4	315	JR	Roanoke, Va./Northside
77	Devante Brooks	OL	6-5	282	RS FR	Bowie, Md./St. John's College (D.C.) HS
80	Eli Wolf	TE	6-4	224	RS SO	Minster, Ohio/Minster
81	Austin Pope	TE	6-4	230	RS FR	Knoxville, Tenn./Christian Academy of Knoxville
82	Ethan Wolf	TE	6-6	258	SR	Minster, Ohio/Minster
83	Cooper Melton	WR	6-2	196	FR	Cleveland, Tenn./Walker Valley
84	James Brown	TE	6-3	222	FR	Orlando, Fla./Jones
85	Thomas Orradre	WR	6-2	205	RS JR	San Luis Obispo, Calif./San Luis Obispo
86	Andrew Craig	TE	6-5	240	RS FR	Knoxville, Tenn./Webb School
87	Logan Fetzner	WR	5-9	182	RS JR	Cleveland, Tenn./Bradley Central
88	Brandon Benedict	DL	6-2	250	RS FR	Nashville, Tenn./Father Ryan
88	LaTrell Bumphus	TE	6-3	258	FR	Savannah, Tenn./Hardin County
93	Trevor Daniel	P	6-1	227	RS SR	Dickson, Tenn./Dickson County
94	TJ Minnifee	DL	6-3	214	FR	Nashville, Tenn./Wilson Central
95	Kivon Bennett	DL	6-1	275	FR	Hollywood, Fla./St. Thomas Aquinas
96	Joey Cave	DL	6-5	295	RS FR	Knoxville, Tenn./Hardin Valley Academy
97	Paul Bain	DL	6-5	290	RS JR	Powder Springs, Ga./Hillgrove/Tusculum
98	Alexis Johnson	DL	6-4	300	RS JR	Atlanta, Ga./Mount Zion/Fort Scott C.C.
99	Reginald Kahili McKenzie Jr	.DL	6-3	320	JR	Walnut Creek, Calif./Clayton Valley Charter School

ALPHABETICAL

13	Richard Mize Jr.	WR
12	Emmanuel Moseley	DB
11	Jordan Murphy	WR
57	Nathan Niehaus	OL
42	Chip Omer	RB
85	Thomas Orradre	WR
3	Marquill Osborne	DB
38	Solon Page III	LB
5	Josh Palmer	WR
5	Kyle Phillips	DL
55	Quay Picou	DL
81	Austin Pope	TE
43	Jake Powers	DB
33	Ben Powlas	TE
64	Logan Punch	LS
21	Shanon Reid	LB
51	Drew Richmond	OL
75	Jashon Robertson	OL
14	Quart'e Sapp	LB
26	Jay Shoop	WR
15	Shawn Shamburger	DB
11	Austin Smith	LB/DL
25	Josh Smith	WR
52	Maurese Smith	DL
73	Trey Smith	OL
68	Marcus Tatum	OL
19	Darrell Taylor	DL
44	Ryan Thaxton	DL
55	Coleman Thomas	OL
43	Laszlo Toser	PK
2	Shy Tuttle	DL
39	Kendal Vickers	DL
18	Nigel Warrior	DB
20	Seth Washington	QB
83	Zack Weatherly	WR
6	Shaq Wiggins	DB
8	Latrell Williams	WR
80	Eli Wolf	TE
82	Ethan Wolf	TE
59	Jake Yellich	LS

PRONUNCIATION GUIDE

3	Micah Abernathy	My-Cuh
95	Kivon Bennett	KEY-von
35	Daniel Bituli	bi-TOO-lee
48	Ja'Quain Blakely	JUH-kwan
88	LaTrell Bumphus	bum-FISS
1	Marquez Callaway	mar-KWEZ (Q sound)
30	Brent Cimaglia	seh-MAG-lee-uh
27	Carlin Fils-aime	fills-a-ME
7	Rashaan Gaulden	GAWL-den
4	Maleik Gray	Ma-LEAK
2	Jarrett Guarantano	gare-en-TA-no
23	Will Ignont	IG-nont

44	Jakob Johnson	YAH-kub
42	Cheyenne Labruzzo	shy-ann Iuh-BROOZE-ah
57	Nathan Niehaus	NEE-house
42	Chip Omer	OH-mer
3	Marquill Osborne	MAR-kwill
55	Quay Picou	KWAY pee-COO
75	Jashon Robertson	JAY-shon
14	Quart'e Sapp	quar-TAY
	Mike Canales	cuh-nal-es
	Robert Gillespie	GILL-less-PEE
	Charlton Warren	CHARL-ton

WHERE ARE THE COACHES?

Offensive Coordinator - Larry Scott	Press Box
Defensive Coordinator - Bob Shoop	Press Box
Assoc. HC/Defensive Line - Brady Hoke	Sideline
Asst. HC/Recruiting Coord./RBs - Robert Gillespie	Sideline
DBs/ST Coordinator - Charlton Warren	Sideline
Linebackers/Def. Run Game Coordinator - Tommy Thigpen	Sideline
Quarterbacks - Mike Canales	Sideline
Wide Receivers - Kevin Beard	Sideline
Offensive Line - Walt Wells	Sideline

ANDERSON TRAINING CENTER

Tennessee's state-of-the-art Anderson Training Center is one of the most modern and functional buildings of its kind.

The 145,000-square foot building includes an amphitheater-style team room, coaches' offices, position meeting rooms, a dining hall, players' lounge, a 7,000-square foot locker room, a 22,000-square foot, multi-level weight room as well as a new training room, hydrotherapy and nutrition area.

The building also features several technological upgrades, including a state-of-the-art video delivery system for players and coaches. The locker room includes roomy, custom-built and ventilated lockers with electrical outlets for charging portable devices like cellphones, iPods and laptops.

Also included in the building is an updated football hall of fame area.

The Anderson Training Center joins the Brenda Lawson Athletic Center and Neyland-Thompson Sports Center. It provides student-athletes direct

access to both the 120-yard Robert E. White indoor football field and Haslam Field, Tennessee's two outdoor football practice fields.

The facility is named in honor of the leadership support of the Anderson family, including Charlie and Moll Anderson of Knoxville, Terry and Susan Anderson and Charlie Sr. and Hilda Anderson, both of Florence, Ala. Charlie is a former student-athlete with the Volunteer football program (1974-76) and served as a Board of Trustee member. He and Moll have been leadership donors to athletics for many years and have also impacted multiple areas of campus with their generosity. Terry also played football at UT and his son, Carson, also played for the Vols and graduated in Dec. 2012.

The \$45 million facility had its dedication ceremony on April 19, 2013.





TENNESSEE *Projected 2-Deep with Pronunciation Guide (tentative)*

>> OFFENSE

TE	82	Ethan Wolf	6-6	258	Sr.
	81	Austin Pope	6-4	230	R-Fr.
	44	Jakob Johnson	6-3	250	Sr.
LT	51	Drew Richmond	6-5	309	R-So.
	57	Nathan Niehaus	6-6	285	R-Fr.
LG	63	Brett Kendrick	6-6	318	R-Sr.
	66	Jack Jones	6-4	312	Jr.
C	75	Jashon Robertson	6-3	300	Sr.
	55	Coleman Thomas	6-5	309	Sr.
RG	73	Trey Smith	6-6	320	Fr.
	70	Ryan Johnson	6-6	300	R-Fr.
RT	68	Marcus Tatum	6-6	285	So.
	77	Devante Brooks	6-5	282	R-Fr.
WR	1	Marquez Callaway	6-2	199	So.
	19	Jeff George	6-6	198	R-Sr.
WR	25	Josh Smith	6-1	206	R-Sr.
	5	Josh Palmer	6-2	198	Fr.
	8	Latrell Williams	5-11	175	R-Fr.
WR	7	Brandon Johnson	6-2	193	So.
	10	Tyler Byrd	6-0	195	So.
QB	2	Jarrett Guarantano	6-4	200	R-Fr.
	12	Quinten Dormady	6-4	216	Jr.
TB	4	John Kelly	5-9	205	Jr.
	3	Ty Chandler	5-11	195	Fr.
	27	Carlin Fils-aime	5-11	183	So.

>> DEFENSE

DE	1	Jonathan Kongbo	6-6	264	R-Jr.
	56	Matthew Butler	6-4	274	Fr.
DT	39	Kendal Vickers	6-3	295	R-Sr.
	2	Shy Tuttle	6-2	308	Jr.
	55	Quay Piccou	6-1	280	Jr.
DT	99	Reginald McKenzie Jr.	6-3	320	Jr.
	98	Alexis Johnson	6-4	300	R-Jr.
DE	5	Kyle Phillips	6-4	263	Jr.
	13	Deandre Johnson	6-4	258	Fr.
WLB	14	Quart'e Sapp	6-2	222	R-So.
	41	Elliott Berry	5-11	206	Sr.
MLB	53	Colton Jumper	6-2	229	Sr.
	23	Will Ignont	6-1	228	Fr.
SAM	35	Daniel Bituli	6-3	240	So.
	17	Dillon Bates	6-3	224	R-Jr.
	11	Austin Smith	6-3	236	R-So.
CB	8	Justin Martin	6-1	196	Sr.
	15	Shawn Shamburger	6-0	191	Fr.
	31	D.J. Henderson	6-1	183	R-Jr.
CB	12	Emmanuel Moseley	5-11	184	Sr.
	6	Shaq Wiggins	5-10	169	R-Sr.
	3	Marquill Osborne	5-11	188	So.
SS	18	Nigel Warrior	6-0	194	So.
	26	Theo Jackson	6-1	178	Fr.
	29	Evan Berry	5-11	205	Sr.
FS	22	Micah Abernathy	6-0	203	Jr.
	42	Cheyenne Labruzzo	6-0	188	Fr.
NK	7	Rashaan Gaulden	6-1	193	R-Jr.
	28	Baylen Buchanan	5-11	185	So.

>> PRONUNCIATION GUIDE

22	MICAH	Abernathy	MY-Cuh
95	KIVON	Bennett	KEY-von
35	Daniel	BITULI	bi-TOO-lee
48	JA'QUAIN	Blakely	JUH-kwan
88	LaTrell	BUMPHUS	bum-FISS
1	MARQUEZ	Callaway	mar-KWEZ (Q sound)
74	K'ROJHN	Calbert	KAY-ron
30	Brent	CIMAGLIA	seh-MAG-lee-uh
27	Carlin	FILS-AIME	fills-uh-ME
7	Rashaan	GAULDEN	GAWL-den
4	MALEIK	Gray	ma-LEAK
2	Jarrett	GUARANTANO	gare-en-TA-no
44	JAKOB	Johnson	YAH-kub
9	CHEYENNE	LABRUZZA	SHY-ann luh-BROOZE-ah
57	Nathan	NIEHAUS	NEE-house
42	Chip	OMER	OH-mer
3	MARQUILL	Osborne	mar-KWILL
55	QUAY	PICOU	KWAY pee-COO
75	JASHON	Robertson	JAY-shon
14	QUART'E	Sapp	quar-TAY

Mike	CANALES	cuh-NAL-es
Robert	GILLESPIE	GILL-less-PEE
CHARLTON	Warren	CHARL-ton

>> SPECIALISTS

PK	30	Brent Cimaglia	6-1	193	Fr.
	25	Aaron Medley	6-2	203	Sr.
P	93	Trevor Daniel	6-1	227	R-Sr.
KO	30	Brent Cimaglia	6-1	193	Fr.
	25	Aaron Medley	6-2	203	Sr.
LS	46	Riley Lovingood	6-0	210	R-So. OR
	52	Elijah Medford	5-9	204	R-Jr.
H	31	Parker Henry	6-1	187	R-Jr.

>> RETURNERS

KR	3	Ty Chandler	5-11	195	Fr.
	1	Marquez Callaway	6-2	199	So.
	29	Evan Berry	5-11	205	Sr.
	22	Micah Abernathy	6-0	203	Jr.
PR	1	Marquez Callaway	6-2	199	So.

PROJECTED CONTRIBUTORS: OFFENSE

QB

2


JARRETT GUARANTANO • 6-4 • 200 • R-FR.

- » 2017: 4 games, 1 start, 23 for 42 (54.8 pct), 187 yards, 1 TD
- » 2017: Made first start of career vs. South Carolina (10/14), going 11-for-18 for 133 yards
- » 2017: Made career debut vs. Indiana State, going 4-for-12 for 41 yards and 1 TD

QB

12


QUINTEN DORMADY • 6-4 • 222 • JR.

- » 2017: 6 games, 5 starts, 76 for 137 (55.5 pct), 925 yards, 6 TDs, 6 INTs
- » 2016: Saw action in four games (VT, Alabama, Tenn Tech, Mizzou), completing 11 of 17 for 148 yards
- » Career: 16 games played, 100 for 176 (56.8 pct), 1,282 yards, 7 TDs, 6 INT

RB

4


JOHN KELLY • 5-9 • 205 • JR.

- » 2017: 113 carries, 552 yds (5th in SEC) & 6 TDs, 24 rec for 250 yds | **100-yd games:** 3 in 2017, 5 in career
- » Smart runner with good vision who hits running lane fast; is one of most respected teammates
- » 2017: vs. Florida (9/16): 19 car, 145 yards, 1 TD, 6 rec, 96 yards | **Career:** 251 car, 1,347 yards, 12 TDs

WR

1


MARQUEZ CALLAWAY • 6-2 • 199 • SO.

- » 2017: 12 rec, 235 yards 3 TDs; 9 PR for 13.2 yard avg. | **100-yd games:** 1 in 2017, 1 in career
- » 2017: **Breakout game vs. Georgia Tech** - 4 receptions for 115 yards, 2 TDs
- » Career: 12 games played, 13 receptions, 248 yards, 19.1 avg, 3 TDs; 11 PR, 21.2 avg, 1 TD

WR

7


BRANDON JOHNSON • 6-2 • 193 • SO.

- » 2017: Only UT receiver to start all 6 games; 21 rec, 259 yards, 1 TD
- » 2017: Set career highs with 7 receptions for 123 yards, including long of 66 vs. UMass (9/24)
- » 2016: Played in 9 games, totaling 7 rec. for 93 yards | **Career:** 15 games played, 28 rec., 352 yards, 1 TD

WR

5


JOSH PALMER • 6-2 • 198 • FR.

- » 2017: 5 receptions for 51 yards; 1 rush for 6 yards
- » St. Thomas Aquinas HS (Fort Lauderdale, Fla.): Consensus 3-star recruit; 2016 Florida 7A state title
- » Personal: Originally from Brampton, Ontario, Canada

WR

25


JOSH SMITH • 6-1 • 206 • R-SR.

- » Veteran receiver; most experienced receiver on roster | 2017: 4 receptions for 30 yards
- » 2016: 13 rec for 97 yards, 1 TD
- » Career: 43 games played, 62 rec, 751 yards, 5 TDs; 6 PR, 5.8 avg

TE

82


ETHAN WOLF • 6-6 • 258 • SR.

- » 2017: 10 rec, 90 yards, 1 TD | vs. Florida (9/16): 3 rec, 37 yards, 1 TD
- » 2017 **John Mackey Award Preseason Watch List** | **Career:** 44 games played, 77 rec, 842 yards, 5 TDs
- » Ranks fourth in UT history in rec yards by a TE; next approaching 3. Luke Stocker (956)

OL

51


DREW RICHMOND • 6-5 • 309 • R-SO.

- » Has continued to improve with each offseason, can play tackle or guard
- » 2017: **Has started at LT in last five games (Indiana State, Florida, UMass, Georgia, South Carolina)**
- » Career: 14 games, 11 starts at LT | 2016: 9 games, making 6 starts at LT

OL

66


JACK JONES • 6-4 • 312 • JR.

- » 2017: Started first 3 games at left guard; 5 games played
- » 2016: Played in 9 games, making 6 starts at right guard
- » Career: 23 games played, 10 starts

OL

75


JASHON ROBERTSON • 6-3 • 300 • SR.

- » 2017: Has earned highest grade on the o-line in all six games to date and is averaging an outstanding 87% grade overall / Versatile veteran offensive lineman who can play anywhere on line
- » Career: 41 games played, 40 games started - 22 at left guard, 13 at right guard, 5 at center

OL


73


TREY SMITH • 6-6 • 320 • FR.

- » 2017: Has started all 6 games at RG; had second-best grade on offensive line (75 percent)
- » **University School of Jackson (Jackson, Tenn.):** 2017 ESPN No. 1 overall recruit in nation, 2017 Under Armour All-American, 2016 USA TODAY/American Family Insurance All-USA First Team

OL

63


BRETT KENDRICK • 6-6 • 318 • R-SR.

- » One of Vols' most-experienced offensive lineman who has ability to play either tackle spot and guard
- » 2017: 6 starts (1 at LT, 3 at RT, 2 at LG) | **Career:** 39 games played, 26 starts
- » 2017: Started vs. Georgia Tech at LT and was named to Pro Football Focus' SEC Team of the Week

RB

27


CARLIN FILS-AIME • 5-11 • 183 • SO.

- » 2017: 11 carries, 74 yards (6.7 avg), 2 touchdowns
- » Career: 25 carries for 132 yards (5.3 avg) and 4 touchdowns

RB

3


TY CHANDLER • 5-11 • 195 • FR.

- » 2017: 23 car, 116 yards; vs. Indiana State, had 1 KR for 91-yard TD
- » 2017: Named Week 2 **SEC Freshman of the Week** after ISU game

WR

10


TYLER BYRD • 6-0 • 195 • SO.

- » 2017: 2 rec, 21 yards, 1 TD
- » 2016: 13 games, 8 receptions for 63 yards and 10 KR for 26.3-yard avg
- » **Naples HS (Naples, Fla.):** 2016 4-star

WR

8


LATRELL WILLIAMS • 5-11 • 175 • R-FR.

- » A talented return man, could see action on punt returns
- » 2016: Redshirt season, did not played in any games

TE

44


JAKOB JOHNSON • 6-3 • 250 • SR.

- » Is a special teams stalwart and changed from LB to TE in 2015
- » 2016: Played in 13 games, posting 2 receptions for 10 yards

OL

68


MARCUS TATUM • 6-6, 281 • SO.

- » 2017: Started vs. Georgia Tech, Georgia and South Carolina at right tackle, saw action vs. UMass
- » Career: 6 games played, 3 starts

OL

55


COLEMAN THOMAS • 6-5, 309 • SR.

- » 2017: 2 GP, started at C vs. UMass
- » 2016: Played in 11 games with nine starts (7 at C, 1 at RG, 1 at RT)
- » Career: 37 games played, 28 starts

PROJECTED CONTRIBUTORS: DEFENSE



JONATHAN KONGBO • 6-6 • 264 • R-JR.

- » 2017: 6 starts at RE, 22 tack, 1.0 sack | Had career-high 7 tackles vs. UGA, UF; 1.0 sack vs. UMass
- » Career: 33 tack, 2.0 sack, 4.0 TFL | 2017: Logged career-high 7 tackles (3 solo) vs. Georgia Tech (9/4)
- » Arizona Western College: 2015 No. 1 overall JUCO Prospect (247 Sports); Rivals, Scout 5-star



REGINALD KAHLIL MCKENZIE JR. • 6-3 • 320 • JR.

- » Strong inside presence with good leverage, knowing how to use size advantage; stout against the run
- » 2017: 20 tackles, 2 sacks, 3.5 TFL; sacks UMass, SC | Career: 26 GP, 56 tackles, 5.0 TFL, 3.0 sack, 1 FF
- » Is son of VFL, former Tennessee player and current Oakland Raiders GM Reggie McKenzie



KENDAL VICKERS • 6-3 • 295 • R-SR.

- » Great against the run and has been the model of consistency for with 32-straight starts
- » 2017: 28 tackles, 1.5 sack, 4.0 TFL; career-high 9 tack vs. UGA | Career: 86 tack (36 solo), 11.5 TFL, 4.5 sacks
- » 2016: Set career highs with 38 tackles (19 solo), 2.5 sacks, 6.0 tackles for loss and 1 forced fumble



KYLE PHILLIPS • 6-4 • 263 • JR.

- » 2017: 6 games played, 1 start, 12 tackles, 2.5 TFL, 2 pass def
- » 2017: Made first start at DE vs. South Carolina (10/14), making 3 tackles and 0.5 TFL
- » Career: 23 games played, 35 tackles (17 solo), 6.0 TFL, 4 passes defended



DANIEL BITULI • 6-3 • 235 • SO.

- » 2017: 2 starts at SAM, 2 starts at MIKE; leads team with 48 tackles (25 solo) to go with 1.5 TFL, 1 FF
- » 2017: Breakout game vs. GT, recording 23 tackles (most since 1988 - 23 by Keith DeLong vs. Alabama)
- » Career Stats: 57 tackles, 32 solo, 1.5 TFL, 1 FF | NCAA: T6th SEC in total tackles (48.0)



COLTON JUMPER • 6-2 • 229 • SR.

- » 2017: 4 starts at MIKE, 35 tackles (13 solo), 7.0 TFL, 4.5 sacks | First sack of career at Florida (9/16)
- » 2017: Set career high with 18 tackles (3 solo) vs. Georgia Tech; posted 2.5 sacks vs. UMass (9/23)
- » Career Stats: 32 games played, 106 tackles, 56 solo, 4.5 sacks, 12.0 TFL, 1 INT, 2 PD, 1 FF



QUART'E SAPP • 6-2 • 214 • R-SO.

- » Versatile linebacker who has stood out on special teams
- » 2017: 6 games, 34 tackles (16 solo), 3.0 TFL, 2 PD | Led UT with career-high 10 tackles vs. UGA (9/30)
- » Career Stats: 12 games, 38 tackles (20 solo), 3.0 TFL, 2 PD



JUSTIN MARTIN • 6-1 • 196 • SR.

- » 2017: 19 tackles, 1 INT, 1 FF, 2 PD | Had 5 tackles and caused FF at Florida at goal line, preventing TD
- » 2017: Recorded first interception of career vs. Georgia (9/30)
- » Career: 30 games played, 14 starts, 61 tackles (49 solo), 9 passes defended, 1 INT, 1 FF



EMMANUEL MOSELEY • 5-11 • 184 • SR.

- » Veteran cornerback (44 career games played) who thrives in run defense
- » Leads all active UT DBs with 28 career passes defended
- » 2017: 20 tackles, 16 solo, 5 pass def | Career Stats: 124 tackles (98 solo), 8.5 TFL, 28 PD



RASHAAN GAULDEN • 6-1 • 193 • R-JR.

- » Athletic defensive back and sure tackler who emerged as Vols' primary nickel in 2016
- » 2017: 40 tackles, 1 INT, 2 PD, 1 FF | Career-high 10 tack, 1st career INT vs. Florida (9/16); 10 tack vs. SC
- » Career Stats: 30 games, 115 tackles (83 solo), 9.0 TFL, 2 FF, 6 PD



NIGEL WARRIOR • 6-0 • 194 • SO.

- » Hard-hitting safety who makes impact on defense, special teams | 2016 SEC All-Freshman Team
- » 2017: 45 tackles, 2 FF; career-high 13 tack vs. GT | Career Stats: 67 tack (37 solo), 1.0 TFL, 2 FF
- » 2017: 6 tack, 1 FF vs. Florida (9/16) | Is son of VFL, former Tennessee All-American DB Dale Carter



MICAH ABERNATHY • 6-0 • 203 • JR.

- » 2017: 28 tackles, 1 FR, 2 pass def | Career: 106 tackles (76 solo), 3.0 TFL, 2 INT, 10 pass def, 4 FR
- » SEC Def. Player of Week (9/12/16): Set UT record with 3 fumbles recovered vs. Virginia Tech (9/10)
- » Is grandson of the late Ralph David Abernathy Sr. - civil rights leader, associate of Martin Luther King Jr.



THEO JACKSON • 6-1 • 178 • FR.

- » 2017: Has seen action 5 games and has 3 tackles
- » Overton HS (Nashville): 2017 unanimous 3-star recruit



SHY TUTTLE • 6-2 • 308 • JR.

- » 2017: 5 tackles, 0.5 TFL
- » Career: 17 games, 28 tackles, 9 solo, 2.0 TFL 2 pass def, 2 FR, 1 block



QUAY PICOU • 6-1 • 280 • JR.

- » 2017: 6 games played, 5 tackles (3 vs. Georgia Tech)
- » Career: 18 games played, 11 tackles, 0.5 TFL, 1 FR



ALEXIS JOHNSON • 6-4 • 300 • R-JR.

- » 2017: 5 games, 5 tackles, 1 sack, 1 TFL
- » 2017: recorded 1st sack vs. UMass
- » Fort Scott CC (Fort Scott, Kan.): Was consensus 4-star JUCO recruit



ELLIOTT BERRY • 5-11 • 206 • SR.

- » 2017: 6 tackles, 1.0 TFL, 1 sack, 1 PD
- » Career: 41 tackles (25 solo), 4.5 TFL, 1 sack, 2 passes defended

PROJECTED CONTRIBUTORS: SPECIAL TEAMS



EVAN BERRY • 5-11 • 205 • SR.

- » 2017: 2 KR, 43.0 avg, long of 51
- » 2015 All-American (KR)
- » 34.6 career KR avg is No. 1 in NCAA



AARON MEDLEY • 6-2 • 203 • SR.













- » 2017: 2 of 3 on FG, 15 TB on 22 KO
- » Career: 54 of 76 on FG (71.1 pct)
- » His 336 career points is 2nd in UT history (Jeff Hall has record of 371)



TREVOR DANIEL • 6-1 • 227 • R-SR.

- » 2017 Ray Guy Award Watch List
- » Week 1 Ray Guy Punter of Week
- » 2017: 32 punts, 48.2 avg, 15 in 20
- » His 45.7 career punting avg ranks 2nd among active NCAA punters

► 2017 SCHEDULE AND RESULTS

Sept. 4		vs. --/RV GEORGIA TECH Yellow Jackets (3-2)	Atlanta, Ga. Mercedes-Benz Stadium	ESPN	8 ET	W, 42-41 (2OT)	John Kelly rushes for 4 TDs as Vols erase 14-point fourth-quarter deficit in Atlanta
Sept. 9		INDIANA STATE Sycamores (0-6)	Knoxville Neyland Stadium	SEC Network	4 ET	W, 42-7	Freshman Ty Chandler returns opening kickoff 91 yards for a TD as Vols cruise
Sept. 16		at #24/25 FLORIDA * Gators (3-3)	Gainesville, Fla. Ben Hill Griffin Stadium	CBS	3:30 ET	L, 26-20	John Kelly goes for 237 all-purpose yards and a TD in 26-20 loss to Gators
Sept. 23		UMASS Minutemen (0-6)	Knoxville Neyland Stadium	SEC Network	12 ET	W, 17-13	Defense records seven sacks as Vols earn 11th straight non-conference victory
Sept. 30		#7/8 GEORGIA * Bulldogs (7-0)	Knoxville Neyland Stadium	CBS	3:30 ET	L, 41-0	Vols had two-game winning streak against Bulldogs snapped
Oct. 14		--/RV SOUTH CAROLINA * Gamecocks (5-2)	Knoxville Neyland Stadium	ESPN	12 ET	L, 15-9	UT stopped on play from 2-yard line as time expired in first start for Jarrett Guarantano
Oct. 21		at #1/1 ALABAMA * Crimson Tide (7-0)	Tuscaloosa, Ala. Bryant-Denny Stadium	CBS	3:30 ET	38-54-7	Tennessee looking to snap 10-game losing streak against Alabama
Oct. 28		at RV/RV KENTUCKY * Wildcats (5-1)	Lexington, Ky. Kroger Field	SEC Network	7:30 ET	79-24-9	Vols have won 31 of last 32 meetings and two straight in Lexington
Nov. 4		SOUTHERN MISS (HC) Golden Eagles (4-2)	Knoxville Neyland Stadium	TBD	TBD	5-0-0	UT 5-0 all-time against Southern Miss and have outscored Golden Eagles 200-55
Nov. 11		at MISSOURI * Tigers (1-5)	Columbia, Mo. Memorial Stadium	TBD	TBD	2-3-0	Tennessee has won two straight in series after dropping first three games
Nov. 18		#24/25 LSU * Tigers (5-2)	Knoxville Neyland Stadium	TBD	TBD	20-9-3	Vols looking to end a four-game losing streak to Tigers
Nov. 25		VANDERBILT * Commodores (3-4)	Knoxville Neyland Stadium	TBD	TBD	75-30-5	UT 4-1 in past five games against Vandy at Neyland Stadium

TENNESSEE NOTABLES

SETTING THE STAGE

- The Vols will look to earn their first SEC win and snap a 10-game losing streak to Alabama.
- Tennessee is 18-29-6 all-time against the Crimson Tide when playing in the state of Alabama (4-8 is Tuscaloosa and 14-21-6 in Birmingham).
- Saturday's game will be 100th meeting all-time between Tennessee and Alabama (Bama leads series 54-38-7).
- UT is looking to end a two-game losing streak following back-to-back home losses to Georgia and South Carolina.
- Saturday's contest will be broadcast nationally on CBS at 3:30 ET and has been tabbed the CBS SEC Game of the Week. The Vols are 0-2 when playing on CBS this season with losses to Florida and Georgia.

WEEK IN REVIEW

- The Vols are coming off a close 15-9 loss at home to South Carolina last Saturday.
- Tennessee was held without a touchdown for the second straight game, the first time that has happened under head coach Butch Jones.
- UT drove down to the Gamecocks' 2-yard line on the game's final possession and had a chance to win before Jarrett Guarantano's pass was broken up in the endzone as time expired.
- Guarantano, a redshirt freshman, made his first-career start and finished 11-of-18 passing with 133 yards with no touchdowns or interceptions.
- The Tennessee defense continued its solid play, holding the Gamecocks to just one touchdown and 129 passing yards.
- Redshirt junior DB Rashaan Gaulden matched a career high with 10 tackles to lead the defense.

SCOUTING ALABAMA

- Alabama enters this Saturday as the unanimous No. 1 team in both the AP Poll and Amway Coaches' Poll after starting the year 7-0.
- The Crimson Tide are coming off a 41-9 home victory over Arkansas last Saturday.
- Bama ranks first nationally in rushing defense, allowing just 66.7 yards per game.
- The Tide lead the SEC in scoring (42.7 ppg), scoring defense (10.1 ppg), rushing yards (302.6 ypg), rushing defense (66.7 ypg) and total offense (484.9 ypg).
- RB Damien Harris ranks second in the SEC with nine touchdowns this season.
- Alabama has forced 14 turnovers and leads the SEC in turnover margin and interceptions (10). Levi Wallace leads the team with three picks.

A WIN WOULD...

- Snap a 10-game losing streak against Alabama.
- Give UT its first SEC victory of the year.
- Improve UT's road record against Bama to 19-29-6.
- Be UT's first road victory of the season.
- Give Tennessee its 833rd win in program history.
- Give Butch Jones his 84th career victory and 34th as head coach at Tennessee.

UT vs. TOP-RANKED TEAMS

- Tennessee is 2-10 all-time vs. teams ranked No. 1 in the AP Poll and has never beaten an AP No. 1 ranked team on the road.
- The Vols' last win over an AP No. 1 ranked team came in 1985 when an unranked Tennessee team defeated No. 1 Auburn, 38-20, in Knoxville.

- UT's only other win over a top-ranked opponent came in 1959 when the Vols beat LSU, 14-13, in Knoxville.

RANKED WINS UNDER JONES

- Tennessee had recorded six wins over ranked foes since Butch Jones took over as head coach in 2013.
- Five of those six victories have come since 2015.
- The Vols were 1-22 vs. ranked teams in the five seasons prior to Jones' arrival.
- A win on Saturday would be the first win over a top-10 team for Tennessee under Jones.

UT WINS OVER RANKED TEAMS UNDER JONES

Date	Opponent	Location	Score
10/19/13	#11 South Carolina	Knoxville	23-21
10/10/15	#19 Georgia	Knoxville	38-31
1/1/16	#12 Northwestern	Tampa, Fla.	45-6
9/24/16	#19 Florida	Knoxville	38-28
10/1/16	#25 Georgia	Athens, Ga.	34-31
12/20/16	#24 Nebraska	Nashville, Tenn.	38-24

KELLY LEADING THE OFFENSE

- RB John Kelly has been the driving force behind the Tennessee offense through six games this season, averaging 133.7 yards from scrimmage (tops in the SEC).
- The Detroit, Mich., native ranks second in the Southeastern Conference in rushing yards/game (92.0) and sixth in rushing touchdowns (6).
- Kelly and Penn State's Heisman contender Saquon Barkley are the only two Power 5 running backs to lead their teams in rushing yards and receptions.
- Kelly has three 100-yard rushing games so far this

season (Georgia Tech, Florida & UMass).

- Kelly accounted for 237 of UT's 442 total offensive yards UT's loss to Florida. He set career highs with 141 yards rushing and 96 receiving yards and scored his fifth touchdown of the year.
- Kelly became the first Vol to rush for four touchdowns in a game since James Stewart did so against Georgia in 1994 after doing so in the season opener against Georgia Tech.

HISTORIC START FOR KELLY

- RB John Kelly is off to one of the best starts rushing in program history with 552 rushing yards through UT's first six games.
- This season Kelly has rushed for:
 - The fourth most yards by a Vol through six games since 2001
 - The sixth most yards by a Vol through six games since Tennessee's 1998 national championship season

MOST RUSHING YARDS IN FIRST 5 GAMES (SINCE 1998)

Rank	Player	Yards	Year
1.	Travis Stephens	870	2001
2.	Montario Hardesty	672	2009
3.	Rajion Neal	616	2013
4.	Travis Henry	612	2000
5.	Jalen Hurd	572	2015
6.	John Kelly	552	2017

WOLF ONE OF UT'S TOP PASS-CATCHING TE'S OF ALL TIME

- Senior TE Ethan Wolf is a member of the Mackey Award Watch List for the second consecutive season.
- Wolf passed former UT great Jason Witten for fourth most receiving yards by a tight end in program history with a 28-yard touchdown grab at Florida (9/16).
- Wolf ranks fourth on the team with 10 catches and 90 receiving yards so far this season.
- He totaled 21 receptions for 239 yards and two touchdowns in 2016.
- Wolf had 23 receptions for 301 yards and two scores in 2015 and tallied 23 grabs for 212 yards as a true freshman in 2014.
- For his career, the 6-6, 258-pounder has 77 receptions for 842 yards and five touchdowns, while making 41 starts and appearing in 44 games.

TOP 5 TENNESSEE TIGHT ENDS (YARDAGE)

#	Player	Year	Rec, Yds, TDs
1.	Reggie Harper	1977-80	98 Rec, 1,141 Yds, 7 TDs
2.	Mychal Rivera	2010-12	76 Rec, 1,018 Yds, 6 TDs
3.	Luke Stocker	2007-10	85 Rec, 956 Yds, 8 TDs
4.	Ethan Wolf	2014-Pres.	77 Rec, 842 Yds, 5 TDs
5.	Jason Witten	2000-02	68 Rec, 797 Yds, 7 TDs

BIG PLAY CALLAWAY

- Vols' sophomore WR Marquez Callaway has been a big play threat for the Vols so far this season.
- Callaway is averaging 19.58 yards per catch this season, which ranks seventh in the SEC and 21st nationally.
- The Georgia native also ranks 10th in the SEC with three receiving touchdowns.
- Callaway also is a threat on punt returns, ranking second in the SEC and 14th in the country in punt return average (13.2).
- Callaway had a breakout performance in the season opener to help UT defeat Georgia Tech in the Chick-fil-A Kickoff Game.
- Callaway set career highs with 115 receiving yards on just four catches (28.75 avg) and added a pair of touchdown grabs to spark the UT offense in the second half.

JOHNSON EMERGING AS CONSISTENT TARGET AT WR

- Sophomore WR Brandon Johnson has emerged as a go-to target for the Vols this season.
- Johnson leads the team with 259 receiving yards and is second on the team with 21 receptions.
- The Florida native led UT with three catches for 54 yards in last week's loss to South Carolina.
- Johnson had a breakout performance as UT's win over UMass on Sept. 23.
- Johnson set career highs with seven catches for 123 yards, including a 66-yard catch and run to set up the Vols' first touchdown late in the first half.

SPREADING THE LOVE

- Tennessee has featured a balance passing attack with 15 players having caught at least one pass already this season.
- Four Vols have hauled in 10 or more catches this season (John Kelly - 24, Brandon Johnson - 21, Marquez Callaway - 12, Ethan Wolf - 10).

STEADY ROBERTSON LEADING VOLS' O-LINE

- Senior center Jashon Robertson is Tennessee's top graded offensive lineman with an average grade of 80.4 %.
- The Nashville native had a season-high grade of 87 % against Florida, Georgia Tech and Indiana State, and also led the Vols' offensive line with a 79 grade versus South Carolina.
- Robertson has given up ZERO sacks in 2017, while registering 14 knockdowns - second-best on the team.

TREY SMITH AMONG TOP FRESHMEN O-LINEMEN

- Offensive lineman Trey Smith is among the best freshmen in the country.
- The Jackson, Tenn., native is the nation's top-rated freshman offensive lineman and the No. 7 freshman overall according to PFF College. Smith is also a Freshman All-America candidate.
- Smith is one of just two UT offensive linemen to start every game for the Vols this season and leads the team with 22 knockdowns.
- Smith ranks second on the team in average grade and led UT with a 70 % grade vs. Georgia, one of the top defensive teams in the country.
- Smith's 78 % grade last week vs. South Carolina was his highest of the season.
- Smith was rated the No. 1 overall player in the ESPN 300 recruiting rankings coming out of high school.

VERSATILE KENDRICK MAKING FINAL SEASON COUNT

- Redshirt senior Brett Kendrick has started 19 consecutive games for the Vols across three different positions: right tackle, left tackle and left guard.
- Kendrick has started all six games this season with starts at left tackle (1), right tackle (3) and left guard (2), and has given up ZERO sacks in 2017.
- Had a season-high grade of 80 % at Florida.
- Was named to the PFF College Team of the Week following the season-opener.

VOLS IN PRESEASON POLLS

- The Vols have been preseason ranked in the AP Poll and Coaches' Poll for three straight seasons.
- UT is one of 10 teams to be ranked in the Preseason Amway Coaches' Poll three years running.

2017 AWARDS AND HONORS

HEAD COACH BUTCH JONES • 5th Season

Dodd Trophy Watch List

EVAN BERRY • DB • SR

Athlon Preseason Second Team All-American
Athlon Preseason All-SEC First Team
Preseason Coaches All-SEC Second Team
SEC Media Days All-SEC Second Team
Hornung Award Watch List

MARQUEZ CALLAWAY • WR • SO

PFF College Football Team of the Week - WR

TY CHANDLER • RB • FR

SEC Freshman of the Week (9/11)

TREVOR DANIEL • P • R-SR

The Athletic Midseason All-SEC Team
Ray Guy College Punter of the Week (9/4)
Athlon Preseason All-SEC Third Team
Preseason Coaches All-SEC Third Team
SEC Media Days All-SEC Third Team
Ray Guy Award Watch List

JAUAN JENNINGS • WR • JR

Athlon Preseason All-SEC Third Team
Preseason Coaches All-SEC Third Team
SEC Media Days All-SEC Third Team

JOHN KELLY • RB • JR

PFF College Football Team of the Week - RB (9/5)
PFF College Football Team of the Week - RB (9/19)

TODD KELLY JR. • DB • SR

Wuerffel Trophy Watch List
Lott IMPACT Trophy Watch List
AFCA Good Works Team Nominee

BRETT KENDRICK • OL • R-SR

PFF College Football Team of the Week - OL

DARRIN KIRKLAND JR. • LB • JR

Athlon Preseason All-SEC Third Team

JONATHAN KONGBO • DE • R-JR

PFF College Football SEC Team of the Week - DE (9/26)

JASHON ROBERTSON • OL • SR

Athlon Preseason All-SEC Third Team
Preseason Coaches All-SEC Third Team
SEC Media Days All-SEC Second Team
Outland Trophy Watch List

ETHAN WOLF • TE • SR

Mackey Award Watch List

- Tennessee (25, 10, 24)
- Ohio State (1, 5, 2)
- Alabama (3,1,1)
- Florida State (8, 4, 3)
- Georgia (9, 16, 15)
- Southern California (10, 17, 4)
- Clemson (12, 2, 5)
- LSU (13, 6, 12)
- Oklahoma (19, 3, 8)
- Stanford (21, 7, 14)

JONES IN HOME OPENERS

- Head coach Butch Jones improved to 10-1 in his career in home openers with a 42-7 win over Indiana State in the Vols' first home game this season. His average margin of victory in home openers is 28.9 points.
- Jones is 4-1 in home openers at Tennessee.

BUTCH JONES IN HOME OPENERS, CAREER

Year	School	Opponent	Result
2007	C. Michigan	Toledo	W, 52-31
2008	C. Michigan	Eastern Illinois	W, 31-12
2009	C. Michigan	Alcorn State	W, 48-0
2010	Cincinnati	Indiana State	W, 40-7
2011	Cincinnati	Austin Peay	W, 72-10
2012	Cincinnati	Pittsburgh	W, 34-10
2013	Tennessee	Austin Peay	W, 45-0
2014	Tennessee	Utah State	W, 38-7
2015	Tennessee	Oklahoma	L, 31-24 (2OT)
2016	Tennessee	App State	W, 20-13 (OT)
2017	Tennessee	Indiana State	W, 42-7

THREE STRAIGHT BOWL WINS

- With a 55-0 win over Tennessee Tech in Week 10 (Nov. 5) of the 2016 season, the Volunteers became bowl eligible for the third consecutive season under Butch Jones.
- Tennessee had not appeared in three consecutive bowl games since the 2002-04 seasons under Phillip Fulmer. Those years capped a streak of 16 consecutive bowl appearances for the Vols from 1989-2004.
- Tennessee is one of nine programs to win three consecutive bowl games over the last three seasons:

- Tennessee
- Clemson
- Wisconsin
- Stanford
- Georgia
- Virginia Tech
- Utah
- Louisiana Tech
- Western Kentucky

BACK-TO-BACK NINE-WIN SEASONS

- Tennessee is one of 22 teams to win nine or more games in each of the past two seasons and one of just three SEC teams to do so.

- Tennessee
- Alabama
- Florida
- Temple
- Houston
- Navy
- Clemson
- FSU
- Oklahoma
- Oklahoma State
- Ohio State
- Michigan
- Wisconsin
- WKU
- Louisiana Tech
- BYU
- Toledo
- Boise State
- San Diego State
- Stanford
- Utah
- Appalachian State

BUTCH JONES EFFECT

- Overall Record 3 years prior to Jones: 16-21
- SEC Record 3 Years prior to Jones: 5-19
- Overall Record in Jones' first 2 years: 12-13
- SEC Record in Jones' first 2 years: 5-11
- Overall Record in Jones' last 2-plus years: 21-11
- SEC Record in Jones' last 2-plus years: 9-10

ACADEMIC SUCCESS UNDER JONES

- In 2016, three Vols collected Academic All-District honors, while every senior on the 2016 team graduated with a degree.
- Last spring, VFL Joshua Dobbs received the Torchbearer Award for 2016-17 – the highest honor given to a student at the University of Tennessee in recognition of their accomplishments in the community and academics.
- Additionally, 67 student-athletes earned Vol Scholar designation in 2016-17 for having a 3.0 GPA.
- UT football has achieved its highest-ever GPA, single-year and multi-year APR, and Graduation Success Rate during Jones' first four years at the helm. Over the last two seasons, 26 Vols have played in bowl games as college graduates.

JONES ON DODD TROPHY WATCH LIST

- Tennessee head coach Butch Jones is one of 19 coaches who have been named to the preseason watch list for the 2017 Dodd Trophy.
- The list includes 19 of the nation's top college football coaches representing all Power 5 conferences and the American Athletic Conference.
- The Dodd Trophy, college football's most coveted coaching award, celebrates the head coach of a team who enjoys success on the gridiron, while also stressing the importance of scholarship, leadership and integrity – the three pillars of legendary coach Bobby Dodd's philosophy. Dodd was Georgia Tech's head coach from 1945-66 and was also a three-year Tennessee letterman from 1928-30, earning All-America honors in 1930.
- The watch list was created through a selection process by the Bobby Dodd Coach of the Year Foundation and Chick-fil-A Peach Bowl, taking into consideration each program's graduation rate, commitment to service and charity in the community, projected success for the 2017 season and Academic Progress Rate (APR).

HC EXPERIENCE ON STAFF

- Tennessee has four assistant coaches that boast Division I head coaching experience.
- Associate head coach Brady Hoke and defensive coordinator Bob Shoop have each logged full-time head coaching experience, while offensive coordinator Larry Scott and quarterbacks coach Mike Canales have each served in interim roles.
- Hoke became the first Michigan head coach to go undefeated at home in his first two seasons since Fielding Yost in 1901-02. Hoke also became one of eight coaches to direct a team to a BCS bowl in his first season while he became the third coach to direct a team to a BCS bowl victory in his first season. Nationally, he was named the Maxwell Football Club Collegiate Coach of the Year and was named a finalist for three other national coach-of-the-year honors: the Bear Bryant, Eddie Robinson and Liberty Mutual awards. The Big Ten Conference's coaches voted Hoke as the inaugural recipient of the Hayes-Schembechler Coach-of-the-Year Award, while the Big Ten media named him the Dave McClain Coach of the Year.
- As Miami's interim head coach, Scott led the Hurricanes to a 4-2 record and a berth in the Sun Bowl.

--

UT COACHES WITH HC EXPERIENCE

Brady Hoke (DL)	Michigan	2011-14 (12 seasons total)
Bob Shoop (DC)	Columbia	2003-05
Larry Scott (OC/TE)	Miami	2015 (interim)
Mike Canales (QB)	North Texas	2010, 2015 (interim)

NO-FLY ZONE

- Tennessee's passing defense has held opponents to an average of **129.2 passing yards per game, the second-best mark among FBS schools.**
- The average ranks first in the SEC with the closest school (Mississippi State) allowing **25.8 more yards per game.**
- UT held No. 7 Georgia to just 84 yards through the air in the Vol's first home SEC game of the season on September, 30. It's the second time Tennessee has held an opponent to fewer than 100 yards passing this season, having also held Indiana State to just 93 yards through the air (9/9).

VOLS IN 2017 STAT RANKINGS

TEAM (FBS & SEC)

Category	FBS	SEC	Value
Rushing Offense	96	11	134.7
Passing Offense	98	10	185.3
Passing Efficiency	110	14	113.06
Total Offense	116	13	320.0
Scoring Offense	107	14	21.7
Rushing Defense	122	14	242.8
Passing Yards Allowed	2	1	129.2
Pass Efficiency Defense	47	5	120.5
Total Defense	52	7	372.0
Scoring Defense	52	9	23.8
Net Punting	25	6	40.61
Punt Return Average	18	3	13.22
Kickoff Return Average	7	1	27.64
Turnover Margin	103	13	-0.67
Sacks	54	8	2.17
Sacks Allowed	63	7	2.0
Tackles for Loss	63	8	6.2

INDIVIDUALS (TOP 50 FBS)

Category	Name	Rk	Value
All Purpose	John Kelly	25	133.67
Rushing TDs	John Kelly	42	6
Rushing Yards	John Kelly	33	552
Rushing YPG	John Kelly	32	92.0
Yards Per Catch	Marquez Callaway	21	19.58
Sacks	Colton Jumper	27	0.75
Forced Fumbles	Nigel Warrior	19	0.33
Fumbles Recovered	Micah Abernathy	T50	1
	Cortez McDowell	T50	1
	Darrell Taylor	T50	1
Punting	Trevor Daniel	3	48.2
Punt Returns	Marquez Callaway	14	13.2
KO Return TDs	Ty Chandler	8	1

INDIVIDUALS (TOP 10 SEC)

Category	Name	Rk	Value
All Purpose	John Kelly	1	133.67
Scoring	John Kelly	10	6.0
Total TDs	John Kelly	6	6
Completions/Game	Quinten Dormady	10	12.67
Completion Pct	Quinten Dormady	10	0.55
Receiving TDs	Marquez Callaway	10	3
Receptions/Game	John Kelly	10	4.0
Yards Per Catch	Marquez Callaway	7	19.58
Rushing TDs	John Kelly	6	6
Rushing Yards	John Kelly	5	552
Rushing YPG	John Kelly	2	92.0
Rushing YPC	John Kelly	10	4.88
Total Tackles	Daniel Bituli	6	8.0
Sacks	Colton Jumper	5	0.75
Forced Fumbles	Nigel Warrior	4	0.33
Fumbles Recovered	Micah Abernathy	T7	1
	Cortez McDowell	T7	1
	Darrell Taylor	T7	1
Punting	Trevor Daniel	2	48.2
Punt Returns	Marquez Callaway	2	13.2
KO Return TDs	Ty Chandler	2	1



SPECIAL TEAMS SPOTLIGHT

DANIEL'S THE GUY

- On top of being selected to the Senior Bowl Watch List and his Preseason All-SEC accolades, Trevor Daniel was named to the preseason watch list for the 2017 Ray Guy Award. The award is given annually to the nation's top punter.
- Daniel was recently named to The Athletic's Midseason All-SEC Team
- Daniel currently ranks third nationally with a 48.2 net punting average.**
- Daniel started the 2017 season vs. Georgia Tech (9/4) with five punts inside the 20-yard line and one punt inside the 10-yard line. He also tied his career-long punt of 70 yards (at SC, 2016) during the first quarter against the Yellow Jackets. His performance earned him Ray Guy Punter of the Week honors (9/5).
- Of Daniel's four punts vs. Indiana State (9/9), he landed three inside the 10-yard line and had two punts over 50 yards.
- Daniel finished the game vs. UMass (9/23) with eight punts for 391 yards and a 48.9 average. He had four punts over 50 yards and landed two punts inside the five-yard line.
- Carded efforts of 56 (1Q), 53 (1Q), 52 (2Q) and 53 yards (4Q) vs. Georgia on Sept. 30, en route a 46.3 punting average
- In 2016, Daniel posted a 44.6-yard average with 28 of his 70 punts inside the 20, 29 fair catches and 21 punts of 50 or more yards.
- Daniel was a candidate for the Ray Guy Award in both 2015 and 2016.

BEST PUNTING AVERAGE IN CAREER AT UT

- 45.7 Trevor Daniel (165/7548) 2015-Pres.**
- 43.9 J. Colquitt (201/8,816) 1981-84
- 42.9 Michael Palardy (117/5,024) 2010-13

- Daniel continues Tennessee's rich history of punting excellence. **His 45.7-yard average punting average ranks second among active NCAA punters, regardless of division, and is tops in UT history.**
- There are currently four former Vols punting for NFL teams: Dustin Colquitt (Kansas City Chiefs), Britton Colquitt (Cleveland Browns), Matt Darr (Miami Dolphins), Michael Palardy (Carolina Panthers)

CHARTING: K AARON MEDLEY

- With 53 career field goals, Medley moved into fourth place on UT's all-time FGs made list, tying Alex Walls (1999-2000).**
- Medley scored the most points by a kicker in school history in 2015 (118) and made 20-plus field goals in his first two seasons on Rocky Top.

MOST POINTS SCORED IN A CAREER AT UT

- 371 Jeff Hall (61 FG, 188 PAT) 1995-98
- 336 Aaron Medley (54 FG, 168 PAT) 2014-Pres.**
- 325 James Wilhoit (59 FG, 148 PAT) 2003-06
- 317 John Becksvoort (53 FG, 161 PAT) 1991-94
- 314 Fuad Reveiz (71 FG, 101 PAT) 1981-84

MOST FIELD GOALS MADE IN A CAREER AT UT

- 71 Fuad Reveiz 1981-84
- 61 Jeff Hall 1995-98
- 59 James Wilhoit 2003-06
- 54 Aaron Medley 2014-Pres.**
- 53 Alex Wallis 1999-2000

BERRY IN THE RECORD BOOKS

- Evan Berry is one of 46 multi-talented college football student-athletes on the 2017 Watch List for the Paul Hornung Award presented by Texas Roadhouse. The Paul Hornung Award, now in its eighth season, is given annually to the most versatile player in major college football.
- In the 2017 season opener vs. Georgia Tech (9/4), Berry returned two kicks for 86 yards, including a season-long 51-yard return. The return is his longest since UT's game at South Carolina in 2016 when he returned a kick for 100-yard touchdown.
- The Georgia native earned Athlon Preseason All-America honors this offseason and was a 2016 Coaches Second Team All-SEC selection after averaging 32.9 yards on 14 kick returns, including a 100-yard return for a touchdown at South Carolina on Oct. 29.
- In 2016, he also tallied 12 tackles and one tackle for loss. As a sophomore in 2015, he ranked first in the NCAA with a 38.3-yard kickoff return average and was named a First Team All-American by Walter Camp, Sporting News and Sports Illustrated.
- For his career, Berry has returned 51 kicks for 1,763 yards, a UT-record 34.6-yard average and four touchdowns. His 34.6-yard career kickoff return average is the best mark of any current player in the NCAA, regardless of division.**

MOST KICKOFF RETURN YARDS IN CAREER AT UT

- 1,854 Willie Gault 1979-82
- 1,788 Leonard Scott 1999-2002
- 1,763 Evan Berry 2014-Pres.**

MOST KR/PR YARDS IN CAREER AT UT

- 2,153 Willie Gault (659 PR, 1,854 KR) 1979-82
- 1,855 Devrin Young (312 PR, 1,543 KR) 2011-14
- 1,788 Leonard Scott (1,788 KR) 1999-2002
- 1,763 Evan Berry (1,677 KR) 2014-Pres.**



GAULDEN GOING STRONG

- Tennessee redshirt junior DB Rashaan Gaulden has been one of the Vols' top defensive players this season.
- Gaulden ranks third on the team with 40 tackles and three TFLs. He is also tied for the team lead with one interception and has forced a fumble.
- The Spring Hill, Tenn., native tied a career high with 10 tackles in last Saturday's game vs. South Carolina.
- Gaulden was targeted five times against USC and allowed just two catches for four yards, limiting Gamecocks' QB Jake Bentley to a 47.9 passer rating in those situations.

SACK PARTY

- Tennessee's defense logged seven sacks against UMass (9/23), marking the Vols' most since posting seven against Vanderbilt on Nov. 22, 2008.
- It was also the first time since UT's Oct. 8 game at Texas A&M in 2016 that six different players recorded a sack: Kendal Vickers (0.5), Colton Jumper (2.5), Kahlil McKenzie (1), Jonathan Kongbo (1), Alexis Johnson (1) and Elliott Berry (1).
- Colton Jumper's 2.5 sacks vs. UMass (9/23) were the most by a Vol in a single game since VFL Derek Barnett collected 3.0 sacks at South Carolina on Oct. 29, 2016.
- With 4.5 sacks this season, Jumper is tied for sixth in the SEC and tied for 27th nationally.**

JUMPING OFF THE STAT SHEET

- Senior LB Colton Jumper is in the midst of a career season, as he leads the team in TFLs (7.0) and sacks (4.5), both single-season career bests.
- Entering Tennessee's game at Florida, Jumper had zero career sacks. Over the past four games, Jumper has a combined 4.5 sacks, and is currently tied for sixth in the SEC in that category.

CAREER FIRSTS ON DEFENSE

- Three seconds into the second quarter vs. No. 7 Georgia, senior defensive back Justin Martin intercepted Jake Fromm's first pass (and the first of his career) to set up a Tennessee drive starting at the UGA 27 (9/30).
- Martin has forced a turnover (one forced fumble and one interception) in each of Tennessee's last two SEC games. Martin had previously never forced a turnover.
- Redshirt sophomore defensive end Darrell Taylor forced the first fumble of his career during Georgia's opening drive of the third quarter, forcing the Bulldogs to punt (9/30).
- Redshirt sophomore linebacker Quart'e Sapp had a career game vs. Georgia, collecting 10 tackles and the first tackle for loss of his career (9/30).
- With under seven minutes to go in the second quarter vs. UMass, redshirt junior defensive lineman Alexis Johnson brought down Andrew Ford for a four-yard loss, marking the first sack of his UT career (9/23).
- With 1:17 left in the third quarter, senior linebacker Elliott Berry sacked Ford for a three-yard loss to the UMass 27 (9/23). It was the first sack of Berry's career.
- Senior linebacker Colton Jumper sacked Florida quarterback Felipe Franks for a nine-yard loss on 3rd-and-8 two minutes into the second quarter (9/16). It marked the first sack of Jumper's career in his 29th career game and was the first sack by a Vols linebacker since Darrin Kirkland had a sack versus Virginia Tech on Sept. 10, 2016.
- Redshirt sophomore Darrell Taylor also recorded the first sack of his career for a 15-yard loss with just under nine minutes remaining in the first half at Florida (9/16). He

also recovered the first fumble of his career during the third quarter.

- Senior Justin Martin and sophomore Nigel Warrior both recorded the first forced fumbles of their careers during the second half against Florida (9/16).
- Freshman DE Deandre Johnson logged the Vols' first sack of 2017 in the fourth quarter vs. Indiana State (9/9) when he strip sacked Sycamores' QB Isaac Harker for a 10-yard loss on a 3rd-and-8. The sack was also Johnson's first of his career.

FIRST HALF STATS

- UT held South Carolina to 104 yards total offense (49 rushing and 55 passing) in the first half. Rashaan Gaulden, Quart'e Sapp, Micah Abernathy, Justin Martin, Kyle Phillips and Shaq Wiggins each had at least two tackles in the half (10/14).
- Tennessee held South Carolina to just three points in the first half, marking the third time this season the Vols have held an opponent without a touchdown in the first half.
- On Sept. 9, UT held Indiana State scoreless in the first half and went on to win 42-7. On Sept. 16, the Vols trailed Florida, 6-3, at halftime before falling to the Gators, 26-20.

THIRD DOWN, LET'S GO

- This season, Tennessee has limited opposing defenses to just 17 third down conversions on 54 attempts while playing in Neyland Stadium.
- UT's defense stymied Indiana State on third downs during a 42-7 win on Sept. 9. The Sycamores were 0-of-11 on third-down conversions.
- The Vols last held an opponent to one third-down conversion or less on Sept. 19, 2015, when Tennessee held Western Carolina to 1-of-12.

BITULI TACKLES UT RECORDS

- **Sophomore linebacker Daniel Bituli ranks sixth in the SEC with 8.0 tackles per game**
- Bituli posted a career-high 23 tackles against Georgia Tech in UT's season opener on Sept. 4.
- The Tennessee native's career outing tied for the eighth-most tackles in a single game in UT history. Former Vol Keith Delong last collected 23 tackles vs. Alabama in 1988.
- Bituli's 23 tackles were more than any Vol had in any game in 2016. Jalen Reeves-Maybin had a UT season-high 13 tackles against Virginia Tech in the Battle at Bristol on Sept. 10, 2016, at Bristol Motor Speedway. Reeves-Maybin was the last Vol to record 20 tackles in a game as he tallied 21 total stops against Oklahoma on Sept. 12, 2015.

DANIEL MAKES CASE FOR RAY GUY

- **Redshirt senior punter Trevor Daniel ranks second in the SEC and third nationally among FBS punters with an average of 48.2 yards per attempt.**
- Finished the South Carolina game with a 52.3 punting average, marking a career-best. His previous career-high of 51.3 was set at Florida in 2015.
- Last Saturday's (10/14) average ties for third in UT's single-game record book. VFL Chris Hogue last recorded a 52.3 punting average vs. Nebraska in the 1998 Orange Bowl.
- Daniel's 72-yard punt in the fourth quarter vs. the Gamecocks is a career-long. It's also the longest punt in a regular-season game by a Tennessee player since VFL Joey Chapman booted an 74-yard punt vs. Pacific in 1990.
- **Daniel has placed 15 punts inside the 20 this season** with a punt to the SC-11 in the third quarter vs. South Carolina. The total is tied for first in the SEC and eighth nationally. He has pinned 68 punts inside the 20 for his career.

- Daniel has boomed six punts inside the 10 in 2017 and 33 for his career.

SEC Ranking - Punts I-20

Player	Attempts	I-20
1. Trevor Daniel (Tennessee)	35	15
Corey Fatony (Mizzou)	29	15
3. Johnny Townsend (Florida)	34	14
Cameron Nizialek (Georgia)	26	13
JK Scott (Alabama)	22	13

National Punting Average Rankings

Player	Punts	Yards	Avg
1. Johnny Townsend (Florida)	34	1,650	48.5
2. Michael Dickson (Texas)	27	1,303	48.3
3. Trevor Daniel (Tennessee)	35	1,686	48.2

NCAA Active Career Punting Leaders

Player	Punts	Yards	Avg
1. Johnny Townsend (Florida)	210	9,697	46.2
2. Trevor Daniel (Tennessee)	165	7,548	45.7
3. JK Scott (Alabama)	211	9,616	45.6

HOUSE CALL FOR CHANDLER

- True freshman running back Ty Chandler returned the opening kickoff vs. Indiana State (9/9) 91 yards for a touchdown to put the Vols up 7-0 just 14 seconds into the game.
- Chandler became the first Vol to return an opening kick for a touchdown since Oct. 3, 2015 when Evan Berry did so vs. Arkansas. He is the first Tennessee true freshman to accomplish the feat since Leonard Scott returned one for 100 yards against Georgia in 1999.
- Chandler earned SEC Freshman of the Week honors on last week.

TO THE CHECKERBOARDS!

- Since Butch Jones took over the helm of the program in 2013, Tennessee has scored 11 touchdowns on kick returns and punt returns combined. Alabama leads the nation with 14.
- In kick returns alone, the Vols' five touchdowns since 2013. Duke leads the country with eight heading into Week 7.
- With nine special teams touchdowns since 2015, Tennessee is tied for second with Washington and San Diego State and trails only Alabama (10) among FBS schools.
- In kick returns alone since 2015, the Vols are tied for second with five touchdowns behind San Diego State (8).

UT PUNT & KICKOFF RETURN TDs UNDER JONES

Player	Type	Yds	Opponent	Date
Ty Chandler	KR	91	Indiana State	9/9/17
Marquez Callaway	PR	62	Tennessee Tech	11/5/16
Evan Berry	KR	100	at S. Carolina	10/29/16
Cam Sutton	PR	85	Vanderbilt	11/28/15
Cam Sutton	PR	84	at Kentucky	10/31/15
Evan Berry	KR	100	at Kentucky	10/31/15
Evan Berry	KR	96	Arkansas	10/3/15
Alvin Kamara	PR	50	W. Carolina	9/19/15
Evan Berry	KR	96	W. Carolina	9/19/15
Cam Sutton	PR	76	at Vanderbilt	11/29/14
Devaun Swafford	PR (B)	15	Georgia	10/5/13

NOT IN MY HOUSE

- Prior to the season opener against Georgia Tech (9/4), Tennessee last denied a two-point conversion to win a game on Sept. 9, 2006.
- Erik Ainge threw for 333 yards, and No. 11 Tennessee held off a scrappy Air Force team when Xavier Mitchell stuffed the Falcons' late 2-point conversion attempt to give the Volunteers a 31-30 victory.

THIS DAY IN HISTORY

OCTOBER

21

THE RECORD: 9-10-1
THE STREAK: W2
LAST TIME: W, 16-13 vs. Alabama
Oct. 21, 2006

LAST FIVE GAMES ON OCTOBER 21:

1972	L, 10-17	No. 3 ALABAMA
1978	L, 17-30	No. 4 ALABAMA
1989	L, 30-47	No. 10 Alabama (Birmingham)
2000	W, 20-10	ALABAMA
2006	W, 16-13	ALABAMA

NOTABLE: "Rocky Top" was first played in Neyland Stadium on October 21, 1972. The No. 10-ranked Vols played No. 3 Alabama, losing 17-10, before winning out the remainder of their games that season.

FUTURE SCHEDULES

2018

Sept. 1	vs. West Virginia †
Sept. 8	ETSU
Sept. 15	UTEP
Sept. 22	Florida
Sept. 29	at Georgia
Oct. 13	at Auburn
Oct. 20	Alabama
Oct. 27	at South Carolina
Nov. 3	Charlotte
Nov. 10	Kentucky
Nov. 17	Missouri
Nov. 24	at Vanderbilt

2019

Aug. 31	Georgia State
Sept. 7	BYU
Sept. 14	Chattanooga
Nov. 2	UAB

2020

Sept. 5	Charlotte
Sept. 12	Oklahoma
Sept. 19	Furman

2021

Sept. 4	Bowling Green
Sept. 11	Pittsburgh
Sept. 18	South Alabama

2022

Sept. 3	Ball State
Sept. 10	at Pittsburgh
Sept. 17	Army West Point

2023

Sept. 1 or 2	BYU
--------------	-----


2024

Sept. 7	Oklahoma
---------	----------

† Bank of America Stadium; Charlotte

SEPTEMBER 1, 2018: CHARLOTTE

The Charlotte Sports Foundation announced July 22, 2014 that UT will open the 2018 season against West Virginia at Bank of America Stadium in Charlotte, N.C. This will be the initial game between the schools on the gridiron and UT's first-ever game in Charlotte.



MOST OT GAMES, WINS EVER

- Tennessee's double overtime win over Georgia Tech in Atlanta marked UT's 20th overtime game in program history—the most of any FBS team since the overtime rule was implemented during the 1995-96 bowl season.
- The victory over the Yellow Jackets also marked UT's 13th overtime win in school history—the most among FBS programs.
- The Vols are 13-7 in overtime games and their 20 overtime appearances are the most in FBS history.

OVERTIME GAMES, FBS

Team	Total	Wins	Losses	Pct.
Tennessee	20	13	7	.650
Arkansas	19	12	7	.632
TCU	18	8	10	.444
Utah	17	9	8	.529
Oregon	17	9	8	.529
Fresno State	17	7	10	.417
Missouri	16	11	5	.688

2016 IN REVIEW

- In 2016, the Vols finished in the Top 25 (CFP No. 21, AP No. 22, Coaches No. 24) for the second straight season. Led by Dobbs at quarterback, the Vols put together the most prolific offense in Big Orange history.
- The Vols' explosive offense set a new school record for points scored (473), while piling up 5,768 yards of total offense – the second-most in Tennessee history.
- UT had the SEC's second-best scoring offense at 36.3 points per game.
- On defense, VFL and first round draft pick Derek Barnett totaled an SEC-best 13.0 sacks en route to consensus All-America accolades and broke Reggie White's career sack record with 33.0.

SEC PRESEASON PICKS

- At the 2017 SEC Media Days in Hoover, Ala., Tennessee was picked to finish third in the SEC Eastern Division and four Vols received Preseason All-SEC Honors: Jashon Robertson, Jauan Jennings, Evan Berry and Trevor Daniel.
- Five Vols were also named to Athlon Preseason All-SEC Teams: Berry, Jennings, Robertson, Darrin Kirkland Jr. and Daniel.
- Four players earned Preseason Coaches All-SEC teams recognition on Aug. 23.
- Berry collected second-team recognition as a return specialist, while senior offensive lineman Robertson, junior wide receiver Jennings and redshirt senior punter Daniel grabbed third team selections.

ELI WOLF EARNS SCHOLARSHIP

- Head Coach Butch Jones awarded redshirt sophomore walk-on Eli Wolf a scholarship during training camp on August 15 during Tennessee's "Circle of Life" drill.
- As Wolf squared off with his older brother Ethan Wolf, a senior tight end for the Vols, Jones blew his whistle to start the drill. Eli and Ethan lunged towards each other only to be stopped right before contact by a second Jones whistle. Jones then handed Eli Wolf a slip of paper announcing that he would receive a scholarship.
- To the coaching staff and Team 121, Wolf's consistency and work ethic in the weight room and on the field have been invaluable and played a part in the decision to award him a scholarship.

SI.COM TOP 400 NFL PLAYERS

- **Players Who Competed Under Jones**
 - Antonia Brown (#10)
 - Travis Kelce (#21)
 - Derek Wolfe (#161)
 - Joe Staley (#201)
- **VFLs on List**
 - Eric Berry (#27)
 - Jason Witten (#79)
 - Malik Jackson (#153)
 - Ramon Foster (#219)
 - Robert Ayers (#252)

2017 NFL DRAFT RECAP

- Jones' fourth Tennessee team found additional success following the season when six Vols were selected in the 2017 NFL Draft in the spring.
- At No. 14, Derek Barnett became the highest drafted Vol since Eric Berry (No. 5) in 2010 and UT had its most players drafted in the first four rounds since 2002 as all six Vols were selected before the start of the fifth round.
- In addition to Barnett, who became the UT's 46th first-round pick all-time, Alvin Kamara (third round, No. 67, New Orleans Saints), Cameron Sutton (third round, No. 94, Pittsburgh Steelers), Jalen Reeves-Maybin (fourth round, No. 124, Detroit Lions), Josh Malone (fourth round, No. 128, Cincinnati Bengals) and Joshua Dobbs, (fourth round, No. 135, Steelers) were all selected in the draft.

MANNING HEADED TO CFB HOF

- In January it was announced that Tennessee legend Peyton Manning will be inducted into the College Football Hall of Fame this December.
- Manning will become the 23rd Volunteer player to be inducted into the College Football Hall of Fame.
- Manning was recognized for this incredible accomplishment during halftime of Tennessee's game vs. Georgia (Sept. 30).
- The midfield ceremony served as the NFF's official "On-Campus Salute" of Manning's selection to the College Football Hall of Fame.

FOUR GRADUATES ON TEAM 121

- Five Volunteers on Tennessee's 2017 squad have completed their undergraduate degrees. An SEC Graduate patch will be displayed on each of their uniforms.
 - Brett Kendrick
 - Jakob Johnson
 - Shaq Wiggins
 - Kendal Vickers

VOLUNTEERING WITH THE VOLS

- Prior to each away game, alumni groups and current and prospective students will engage in service opportunities throughout Atlanta, Ga., Gainesville, Fla., Tuscaloosa, Ala., Lexington, Ky., and Columbia, Mo., respectively.
- Venues include parks, a primate sanctuary and community garden centers.
- The goals of the program are to exemplify the Volunteer Experience (leadership, service and community), connect with alumni and current and prospective students and to provide engagement opportunities outside of Knoxville.

2017 VOLS WITH NFL DADS

TODD KELLY JR.

Father, Todd Kelly Sr., played a combined four seasons with the San Francisco 49ers, Cincinnati Bengals and Atlanta Falcons

KAHLIL MCKENZIE

Father, Reggie McKenzie, starred in the NFL from 1985-92 with the Los Angeles Raiders, Phoenix Cardinals and San Francisco 49ers. He is also the current general manager for the Oakland Raiders.

NIGEL WARRIOR

Father, Dale Carter, was a first round draft pick by the Kansas City Chiefs in 1992 before going on to win the NFL Defensive Rookie of the Year Award. Carter was a 4-time Pro Bowler (1994-97) and 2-time All-Pro (1995 & 1996).

BAYLEN BUCHANAN

Father, Ray Buchanan, played in the NFL from 1993-2004 with the Indianapolis Colts, Atlanta Falcons and Oakland Raiders. He was a 2-time All-Pro (1994 & 1998).

DILLON BATES

Father, Bill Bates, played in the NFL for the Dallas Cowboys for 15 seasons from 1983-97, winning three Super Bowl titles

KIVON BENNETT

Father, Cornelius Bennett, was the No. 2 overall pick in the 1987 NFL Draft by the Indianapolis Colts. He was a 3-time All-Pro, 2-time AFC Defensive Player of the Year (1988 & 1991) and played in five Super Bowls over his 14-year career.

2017 WEEKLY AWARDS AND HONORS

TREVOR DANIEL • P • R-SR

Ray Guy Punter of the Week (9/5)

TY CHANDLER • RB • FR

SEC Freshman of the Week (9/11)

MARQUEZ CALLAWAY • WR • SO

PFF College Football Team of the Week - WR (9/5)

JOHN KELLY • RB • JR

PFF College Football Team of the Week - RB (9/5)
PFF College Football Team of the Week - RB (9/19)

BRETT KENDRICK • OL • R-SR

PFF College Football Team of the Week - OL (9/5)

JONATHAN KONGBO • R-JR • DE

PFF College Football SEC Team of the Week - DE (9/26)

WEEKLY GAME CAPTAINS

Game	Captains
Georgia Tech	John Kelly, Cortez McDowell, Kendal Vickers, Jashon Robertson
Indiana State	Emmanuel Moseley, Colton Jumper, Brett Kendrick, Jashon Robertson
Florida	Emmanuel Moseley, Kendal Vickers, Jakob Johnson, Jashon Robertson
UMass	John Kelly, Rashaan Gauden, Kendal Vickers, Jakob Johnson
Georgia	John Kelly, Rashaan Gauden, Kendal Vickers, Trevor Daniel
South Carolina	John Kelly, Kendal Vickers, Colton Jumper, Ethan Wolf

ALL-TIME WINS (FBS PROGRAMS)

No.	Team	Won	Lost	Tied	Pct.	Games
1.	Michigan	940	335	36	.731	1311
2.	Notre Dame	901	322	42	.728	1265
3.	Texas	894	363	33	.706	1290
4.	Nebraska	892	376	40	.698	1308
	Ohio State	892	323	53	.723	1268
6.	Alabama	885	327	43	.721	1255
7.	Oklahoma	877	322	53	.722	1251
8.	Penn State	873	385	42	.687	1300
9.	Tennessee	832	378	53	.682	1261
10.	USC	829	337	54	.701	1220
11.	Georgia	802	418	54	.650	1274
12.	LSU	783	410	47	.650	1240
13.	Auburn	755	434	47	.629	1235
14.	West Virginia	741	487	45	.600	1273
15.	Virginia Tech	734	462	46	.609	1242

JOHN KELLY

JUNIOR, RB, DETROIT, MICH.

133.7 YARDS FROM SCRIMMAGE PER GAME

LEADS THE SEC

6TD

6TH IN THE SEC

92.0 YPG

2ND IN THE SEC

One of just two players in the Power 5 to lead team in rushing yards & receptions. (Other is Penn State's Saquon Barkley)

Has the 4th most rushing yards by a Tennessee Running Back through 6 games since 2001 (552)



"MAKE NO MISTAKE ABOUT IT. HE'S THE HEART AND SOUL OF OUR TEAM"

Lute Jones
TENNESSEE HEAD COACH

PROGRAM MILESTONES

■ PROGRAM MILESTONES

VICTORIES

No.	Date	Score	Opponent	Place
1	Oct. 15, 1892	25-0	Maryville	Maryville
50	Oct. 17, 1908	7-0	Kentucky State	Knoxville
100	Nov. 6, 1920	49-0	Transylvania	Knoxville
150	Oct. 27, 1928	26-7	Washington & Lee	Knoxville
200	Oct. 13, 1934	27-0	Mississippi	Knoxville
250	Nov. 16, 1940	41-14	Virginia	Knoxville
300	Oct. 16, 1948	21-6	Alabama	Knoxville
350	Oct. 15, 1955	20-0	Alabama	Birmingham
400	Nov. 9, 1963	26-0	Tulane	New Orleans
450	Oct. 3, 1970	48-3	Army	Knoxville
500	Nov. 22, 1975	17-13	Kentucky	Lexington
550	Nov. 26, 1983	34-24	Vanderbilt	Knoxville
600	Jan. 1, 1990	31-27	Arkansas	Dallas (Cotton)
650	Oct. 7, 1995	49-31	Arkansas	Fayetteville
700	Sept. 2, 2000	19-16	Southern Mississippi	Knoxville
750	Oct. 1, 2005	27-10	Mississippi	Knoxville
800	Aug. 31, 2013	45-0	Austin Peay	Knoxville

Current Total: 832 wins

LOSSES

No.	Date	Score	Opponent	Place
1	Nov. 21, 1891	24-0	Sewanee	Chattanooga
50	Nov. 6, 1909	51-0	Vanderbilt	Nashville
100	Oct. 19, 1935	25-0	Alabama	Knoxville
150	Sept. 27, 1958	13-0	Auburn	Birmingham
200	Dec. 29, 1973	28-19	Texas Tech	Jacksonville (Gator)
250	Oct. 13, 1984	43-30	Florida	Knoxville
300	Dec. 31, 2002	30-3	Maryland	Atlanta (Peach)
350	Oct. 13, 2012	41-31	Mississippi State	Starkville

Current Total: 378 losses

NEYLAND STADIUM | SHIELDS-WATKINS FIELD

CAPACITY: **102,455****462-126-17** OVERALL RECORD IN 95 YEARS AT NEYLAND STADIUM

22 YEARS WITH 100K +

- The Vols have seen at least one home crowd of 100,000 plus in each of its last 22 seasons, including one sellout so far this season on Sept. 30 vs. No. 7 Georgia.
- Since 2010, Tennessee has enjoyed 15 home sellouts, including four during the 2014 season.

HOME SELLOUTS SINCE 2010

Sept. 30, 2017	#7 Georgia	L, 0-41
Oct. 15, 2016	#1 Alabama	L, 10-49
Sept. 24, 2016	#19 Florida	W, 38-28
Sept. 12, 2015	#19 Oklahoma	L, 24-31 (2OT)
Oct. 10, 2015	#19 Georgia	W, 38-31
Aug. 31, 2014	Utah State	W, 38-7
Oct. 4, 2014	Florida	L, 9-10
Oct. 25, 2014	#4 Alabama	L, 20-34
Nov. 15, 2014	Kentucky	W, 50-16
Oct. 5, 2013	#6 Georgia	L, 31-34 (OT)
Nov. 9, 2013	#7 Auburn	L, 23-55
Sept. 15, 2012	#18 Florida	L, 20-37
Oct. 20, 2012	#1 Alabama	L, 13-44
Oct. 8, 2011	Georgia	L, 12-20
Oct. 23, 2010	#8 Alabama	L, 10-41

TOP 10 ATTENDANCE IN 2016

- Tennessee ranked sixth in FBS in average attendance, having drawn 100,968 fans to Neyland Stadium per game in 2016.
- That average represents 98.5 percent of Neyland Stadium's capacity (102,455).

2016 AVERAGE HOME ATTENDANCE LEADERS

1. Michigan	110,468	6. Tennessee	100,968
2. Ohio State	107,278	7. Penn State	100,257
3. Texas A&M	101,917	8. Texas	97,881
4. Alabama	101,821	9. Georgia	92,746
5. LSU	101,231	10. Nebraska	90,200

2016 TOTAL HOME ATTENDANCE LEADERS

1. Michigan	883,741	6. Tennessee	706,776
2. Ohio State	750,944	7. Penn State	701,800
3. Texas A&M	713,418	8. Auburn	695,498
4. Alabama	712,747	9. Nebraska	631,402
5. LSU	708,618	10. Texas	587,283

THE GENERAL

THE PROVERBIAL YARDSTICK

One of the greatest coaches in the history of the game of football, **Gen. Robert Reese Neyland** is still, and will most likely always be, the yardstick by which all Tennessee football coaches are measured. For 21 years, he led the Big Orange to win after win and championship after championship. His 173 wins, seven conference titles and four national championships set the bar at one of the nation's finest football institutions.

According to UT legend **Gus Manning**, no one summed up Neyland and his coaching ability better than **Wallace Wade**: "He could take his and beat yours or take yours and beat his." -- Wallace Wade, Alabama and Duke head coach and Neyland rival.

NEYLAND'S MAXIMS OF FOOTBALL

1. The team that makes the fewest mistakes will win.
2. Play for and make the breaks and when one comes your way -- SCORE.
3. If at first the game or the breaks go against you, don't let up -- put on more steam.
4. Protect our kickers, our QB, our lead and our ball game.
5. Ball, oskie, cover, block, cut and slice, pursue and gang tackle -- for this is the WINNING EDGE.
6. Press the kicking game. Here is where the breaks are made.
7. Carry the fight to our opponent and keep it there for 60 minutes.

WINNING AT HOME (Min. 50 Games)

1. Marshall: Joan C. Edwards Stadium (1991)	154-30	.837
2. Ga. Southern: Paulson Stadium (1984)	186-38	.830
3. Boise State: Albertsons Stadium (1970)	256-54	.826
4. Alabama: Bryant-Denny Stadium (1929)	256-53-3	.825
5. Oklahoma: Oklahoma Memorial Stadium (1923)	387-86-15	.808
6. Penn State: Beaver Stadium (1960)	282-72	.797
7. Auburn: Jordan-Hare Stadium (1939)	316-81-7	.791
8. Ohio State: Ohio Stadium (1922)	433-112-20	.784
9. Tennessee: Neyland Stadium (1921)	462-126-17	.778
10. BYU: LaVell Edwards Stadium (1964)	236-73	.764

LARGEST CFB STADIUMS

1. Michigan Stadium (Michigan)	107,601
2. Beaver Stadium (Penn State)	106,572
3. Ohio Stadium (Ohio State)	104,944
4. Kyle Field (Texas A&M)	102,733
5. Neyland Stadium (Tennessee)	102,455
6. Tiger Stadium (LSU)	102,321
7. Bryant-Denny Stadium (Alabama)	101,821
8. Darrell K. Royal Mem. Stadium (Texas)	100,119
9. Los Angeles Memorial Coliseum (USC)	93,607
10. Sanford Stadium (Georgia)	92,746

WHAT THEY'RE SAYING...

"The big games I played in Neyland Stadium are right up there with the Super Bowl. It is still one of the most electric atmospheres I have ever experienced, and the passion of the fans is what makes the difference."

- Peyton Manning, Former Vol and NFL QB

"It is a remarkable experience. It starts with the Vol Walk down to the stadium, and the energy just builds and builds until you run through the 'T' for kickoff."

- Jerod Mayo, Former Vol and NFL LB

"Don't know if it is the stadium on the water, a bright orange I can even see or the 100,000+ die-hard fans but Tennessee is definitely one of my top-5 spots in college football. Neyland and Tennessee, you far exceeded my expectations."

- Brock Huard, ESPN/SEC Network game analyst

"The noise was a constant, oppressive force. I could literally feel it on my skin. But these fans weren't just loud on the first drive. Or just on 3rd down. Or just in the fourth quarter. It was every, single, play."

- Ty Darlington, Oklahoma center (2015)

"Last year when we went to play Tennessee in Neyland Stadium, that was probably the best game experience I've had and probably will ever have. That's a different type of loud. I can't even describe it. It was unbelievable."

- Baker Mayfield, Oklahoma quarterback (2015)

"It's got to be Tennessee! That night in that stadium with the orange and Rocky Top -- that's my favorite!"

- Lee Corso, ESPN College Football Analyst



UT WELL-REPRESENTED

- There are 30 VFLs on 17 different NFL teams.
- The Pittsburgh Steelers have five VFLs on their roster in Joshua Dobbs, Ramon Foster, Justin Hunter, Daniel McCullers and Cameron Sutton.
- The Kansas City Chiefs have four VFLs in Eric Berry, Tyler Bray, Dustin Colquitt and Zach Fulton.
- The Tampa Bay Buccaneers have three VFLs in Robert Ayers, Austin Johnson and Luke Stocker.

BERRY EARNS BIG CONTRACT

- On Feb. 28, VFL Eric Berry signed a six-year \$78 million contract to remain with the Kansas City Chiefs. The contract includes \$40 million in guarantees and makes Berry the highest-paid safety in the NFL.
- Berry suffered a ruptured Achilles in the Chiefs season opener vs. the New England Patriots on Sept. 7. He was placed on injured reserve on Sept. 9.

NEW HOMES FOR VFLS

- VFL linebacker LaTroy Lewis signed on with the

Houston Texans practice squad after a preseason with the Oakland Raiders.

- On Sept. 1, the Seattle Seahawks acquired VFL cornerback Justin Coleman from the New England Patriots for a 2018 seventh-round pick.
- VFL offensive lineman James Stone signed with the Oakland Raiders' practice squad on Sept. 4.

BARNETT NOTCHES FIRST NFL SACK

- All-time Tennessee sack king and current Philadelphia Eagles defensive end Derek Barnett recorded his first career NFL sack in the fourth quarter of the Eagles' 28-23 Week 6 Thursday night win over the Carolina Panthers.
- Barnett tallied 33 sacks over the course of his three seasons in college with Tennessee, and was the 14th overall pick in the NFL Draft.

WITTEN CLIMBS ALL-TIME LISTS

- VFL tight end Jason Witten continues to climb the NFL's all-time receptions list. Heading into Week

7, Witten's career receptions total sits at 1,116, just 41 catches behind current Arizona Cardinals wide receiver Larry Fitzgerald.

NFL ALL-TIME RECEPTIONS

1. Jerry Rice	1,549	1985-2004
2. Tony Gonzalez	1,325	1997-2013
3. Larry Fitzgerald	1,157	2004-pres.
4. Jason Witten	1,116	2003-pres.
5. Marvin Harrison	1,102	1996-2008
6. Chris Carter	1,101	1987-2002

- Witten is also just 29 yards away from moving into 23rd place of the NFL's all-time receptions list.

NFL ALL-TIME RECEIVING YARDS


1. Jerry Rice	22,895	1985-2004
...		
23. Charlie Joiner	12,146	1969-1986
24. Jason Witten	12,117	2003-pres.
25. Hines Ward	12,083	1998-2011
26. Derrick Mason	12,061	1997-2011

VOLS IN THE NFL ROUNDUP

Player	Pos.	Team	Week 6 Stats Week 7 Matchup
Robert Ayers	DE	Tampa Bay Buccaneers	1 tackle at Buffalo, 1:00 p.m. ET on FOX
Derek Barnett	DE	Philadelphia Eagles	2 tackles, 1 sack, 2 QB hits vs. Washington, 8:30 p.m. ET on ESPN
Eric Berry	DB	Kansas City Chiefs	Injured Reserve
Tyler Bray	QB	Kansas City Chiefs	DNP at Oakland, 8:25 p.m. ET on CBS
Justin Coleman	DB	Seattle Seahawks	Bye Week at NY Giants, 4:25 p.m. ET on CBS
Britton Colquitt	P	Cleveland Browns	7 punts, 51.1 avg, 61 long, 3 in 20 vs. Tennessee, 1 p.m. ET on CBS
Dustin Colquitt	P	Kansas City Chiefs	4 punts, 47.5 avg, 54 long, 3 in 20 at Oakland, 8:25 p.m. ET on CBS
Morgan Cox	LS	Baltimore Ravens	-- at Minnesota, 1:00 p.m. ET on CBS
Joshua Dobbs	QB	Pittsburgh Steelers	DNP vs. Cincinnati, 4:25 p.m. ET on CBS
Ramon Foster	G	Pittsburgh Steelers	-- vs. Cincinnati, 4:25 p.m. ET on CBS
Zach Fulton	G	Kansas City Chiefs	-- at Oakland, 8:25 p.m. ET on CBS
Justin Hunter	WR	Pittsburgh Steelers	DNP vs. Cincinnati, 4:25 p.m. ET on CBS
Malik Jackson	DT	Jacksonville Jaguars	3 tackles at Indianapolis, 1:00 p.m. ET on CBS
Ja'Wuan James	T	Miami Dolphins	-- vs. NY Jets, 1:00 p.m. ET on FOX
Austin Johnson	FB	Tampa Bay Buccaneers	Practice Squad
Alvin Kamara	RB	New Orleans Saints	75 rush yds, 4 catches, 12 yds at Green Bay, 1:00 p.m. ET on FOX
LaTroy Lewis	LB	Houston Texans	Practice Squad
Josh Malone	WR	Cincinnati Bengals	Bye Week at Pittsburgh, 4:25 p.m. ET on CBS
Daniel McCullers	DT	Pittsburgh Steelers	DNP vs. Cincinnati, 4:25 p.m. ET on CBS
Tony McDaniel	DT	New Orleans Saints	DNP at Green Bay, 1:00 p.m. ET on FOX
Michael Palardy	P	Carolina Panthers	3 punts, 45.3 avg, 50 long, 3 in 20 at Chicago, 1:00 p.m. ET on CBS
Cordarelle Patterson	WR	Oakland Raiders	1 catch, 5 yds, 1 KR, 39 yds vs. Kansas City, 8:25 p.m. ET on CBS
Jalen Reeves-Maybin	LB	Detroit Lions	4 tackles, 1 TFL Bye Week
Mychal Rivera	TE	Jacksonville Jaguars	Injured Reserve
Chris Scott	G	Carolina Panthers	Injured Reserve
Luke Stocker	TE	Tampa Bay Buccaneers	-- at Buffalo, 1:00 p.m. ET on FOX
James Stone	C	Oakland Raiders	Practice Squad
Cameron Sutton	DB	Pittsburgh Steelers	Injured Reserve
Jordan Williams	DE	New York Giants	Practice Squad
Jason Witten	TE	Dallas Cowboys	Bye Week at San Francisco, 4:05 p.m. on FOX

-- = played, no stats

VOLS TO THE NFL



The Vols have one of the most storied histories of producing NFL Players:

- 343 drafted players, tied most in SEC and tied for eighth among all schools.
- At least one former Vol has played in 24 of the last 26 Super Bowls, with a total of 39 playing in the big game since 2000. For Super Bowl LI, VFL Justin Coleman was on the New England Patriots' roster and VFL Matt Simms was on the Atlanta Falcons' roster.
- Fifteen former Vols have been selected in the first round of the NFL Draft since 2000, while 76 UT players have been selected overall in that time frame.
- UT is third in the SEC and seventh in the nation with 46 all-time first-round draft picks.
- UT sack king Derek Barnett was selected by the Philadelphia Eagles with the 14th overall pick of the 2017 NFL Draft, making him the Vols' first NFL first-round pick since the Miami Dolphins selected Ja'Wuan James with the 19th overall selection in 2014. He also became Tennessee's first defensive player selected in the first round since 2010, when the Kansas City Chiefs selected Eric Berry with the fifth pick and the Arizona Cardinals selected Dan Williams with the 26th pick.
- Six Vols were selected in the first four rounds of the 2017 NFL Draft. That marks the most Vols picked in the first four rounds since 2002.

PLAYER NOTES (IN NUMERICAL ORDER BY POSITION GROUP)

QUARTERBACKS

#2 JARRETT GUARANTANO

6-4, 200, R-Fr., Lodi, N.J.

2017

- Made first-career start in loss to South Carolina, completing 11 of 18 passes for 133 yards (10/14)
- Set new career high with six completions in loss to No. 7 Georgia (9/30)
- Passed for 41 yards and a touchdown in collegiate debut vs. Indiana State (9/9)

Prospect Rankings

- 247 Sports: 4-star (No. 192 overall prospect, No. 4 dual-threat QB, No. 3 prospect in New Jersey)
- ESPN: 4-star (No. 101 overall prospect, No. 4 dual-threat QB, No. 3 prospect in NJ)
- Rivals: 4-star (No. 37 overall prospect, No. 3 dual-threat QB, No. 2 prospect in NJ)
- Scout: 4-star (No. 60 overall prospect, No. 3 QB)

>> Full profile on Media Guide Page 64

CAREER STATS

Passing	GP/GS	Com	Att	Pct	TD	Int	Yds	Per/G	Long	High Yd
2017	4/1	23	42	54.8	1	0	187	46.8	39-USC	133-USC
Totals	4/1	23	42	54.8	1	0	187	46.8	39-USC	133-USC

Rushing	GP/GS	No	Yds	Avg	Per/G	TD	Long	High Yd
2017	4/1	27	4	0.1	1.0	0	12-ISU	6-ISU
Totals	4/1	27	4	0.1	1.0	0	12-ISU	6-ISU

CAREER HIGHS

Completions	11 vs. South Carolina, 10/14/17
Attempts	18 vs. South Carolina, 10/14/17
Passing Touchdowns	1 vs. Indiana State, 9/9/17
Passing Yards	133 vs. South Carolina, 10/14/17
Rushing Attempts	17 vs. South Carolina, 10/14/17
Rushing Yards	6 vs. Indiana State, 9/9/17

GAME-BY-GAME

2017 Opp.	Comp	Att	TD	INT	Pct.	Yards	Lg	Run	Yds	TD	Lg
Indiana State	4	12	1	0	33.3	41	18	2	6	0	12
UMass	2	5	0	0	40.0	-3	0	3	4	0	5
Georgia	6	7	0	0	85.7	16	9	5	-4	0	6
South Carolina	11	18	0	0	61.1	133	39	17	-2	0	11

#12 QUINTEN DORMADY

6-4, 222, Jr., Boerne, Texas

2017

- Threw for a career-high 259 passing yards in loss at No. 24 Florida (9/16)
- Led UT to a 42-41 (2OT) win over Georgia Tech in the Chick-fil-A Kickoff Game in first-career start. Was 20-37 for 221 yards and 2 TDs (9/4)

>> Full profile on Media Guide Page 58-59

CAREER STATS

Passing	GP/GS	Com	Att	Pct	TD	Int	Yds	Per/G	Long	High Yd
2015	6/0	13	22	59.1	1	0	209	34.8	49-WCU	93-WCU
2016	4/0	11	17	64.7	0	0	148	37.0	36-UA	109-TTU
2017	6/5	76	137	55.0	6	6	925	154.2	66-UMa	259-UF
Totals	16/5	100	176	57.0	7	6	1282	80.1	66-UMa	259-UF

Rushing	GP/GS	No	Yds	Avg	Per/G	TD	Long	High Yd
2015	6/0	10	5	0.6	0.8	0	6-BG	10-BG
2016	4/0	1	3	3.0	0.8	0	3-TTU	3-TTU
2017	6/5	11	13	1.2	2.2	0	13-USC	13-GT/USC
Totals	16/5	22	21	1.0	1.3	0	13-USC13-GT/USC	

CAREER HIGHS

Completions	21 at Florida, 9/16/17
Attempts	39 at Florida, 9/16/17
Passing Touchdowns	2 (2x), vs. Georgia Tech vs. Indiana State, 9/9/17
Passing Yards	259 at Florida, 9/16/17
Rushing Attempts	4 (2x), vs. North Texas, 11/14/15 at Florida, 9/16/17
Rushing Yards	13 (2x), vs. Georgia Tech, 9/4/17 vs. South Carolina, 10/14/17

CAREER GAME-BY-GAME

2015 Opp.	Comp	Att	TD	INT	Pct.	Yards	Lg	Run	Yds	TD	Lg
vs. B.Green	0	1	0	0	0.0	0	0	3	10	0	6
W. Carolina	6	8	1	0	75.0	93	49	2	-2	0	2
at Kentucky	0	0	0	0	0	0	0	0	0	0	0

North Texas	3	5	0	0	60.0	36	21	4	6	0	4
Vanderbilt	2	4	0	0	50.0	52	25	0	0	0	0
vs. Northwestern	2	4	0	0	50.0	28	18	1	-9	0	0

2016 Opp.	Comp	Att	TD	INT	Pct.	Yards	Lg	Run	Yds	TD	Lg
vs. Virginia Tech	0	0	0	0	0.0	0	0	0	0	0	0
Alabama	2	4	0	0	50.0	39	36	0	0	0	0
Tenn. Tech	9	13	0	0	69.2	3	3	0	0	0	0
Missouri	0	0	0	0	0.0	0	0	0	0	0	0

2017 Opp.	Comp	Att	TD	INT	Pct.	Yards	Lg	Run	Yds	TD	Lg
vs. Georgia Tech	20	37	2	0	54.1	221	50	2	13	0	7
Indiana State	13	18	2	1	72.2	194	37	2	-12	0	0
at Florida	21	39	1	3	53.8	259	52	4	1	0	8
UMass	17	27	1	0	63.0	187	66	1	2	0	2
Georgia	5	16	0	2	31.3	64	44	1	-4	0	0
South Carolina	0	0	0	0	0.0	0	0	1	13	0	13

RUNNING BACKS

#3 TY CHANDLER

5-11, 195, Fr., Nashville, Tenn.

- SEC Freshman of the Week (9/11/17)

2017

- Set a new career with 45 rushing yards and busted a career-long 30-yard run in loss to South Carolina (10/14)
- Set career highs in rushing (30) and receiving (31) yards in loss to No. 24 Florida (9/16)
- Made first-career start and scored first-career touchdown by returning opening kickoff 91 yards vs. Indiana State (9/9)
- Made collegiate debut in season-opening win over Georgia Tech in Chick-fil-A Kickoff game. Had one carry for 7 yards in the game

>> Full profile on Media Guide Page 55

HIGH SCHOOL

- ESPN: 4-star (No. 101 overall prospect, No. 9 RB, No. 6 prospect in Tennessee)
- 247 Sports: 4-star (No. 68 overall prospect, No. 5 RB, No. 5 prospect in Tennessee)
- Rivals: 4-star (No. 80 overall prospect, No. 6 RB, No. 5 prospect in Tennessee)
- Scout: 4-star (No. 81 overall prospect, No. 7 RB, No. 1 RB in Tennessee)
- Two-time Division II-AA Tennessee Mr. Football Award winner
- MaxPreps 2016 Football All-American Team
- Member of ESPN 300
- 2017 U.S. Army All-American Bowl Nomination
- Candidate for the 2016 All-USA Offensive Player of the Year award
- Rushed for 2,252 yards and 39 touchdowns as a senior in 2016

CAREER STATS

Rushing	GP/GS	No	Yds	Avg	Per/G	TD	Long	High Yd
2017	6/1	23	116	5.0	19.3	0	30-USC	45-USC
Totals	6/1	23	116	5.0	19.3	0	30-USC	45-USC

Receiving	GP/GS	No	Yds	Avg	Per/G	TD	Long	High Yd
2017	6/1	7	68	9.7	11.3	0	16-UF	31-UF
Totals	6/1	7	68	9.7	11.3	0	16-UF	31-UF

Kick Returns	GP/GS	No	Yds	Avg	Per/G	TD	Long	High Yd
2017	6/1	5	160	32.0	26.7	1	91-ISU	91-ISU
Totals	6/1	5	160	32.0	26.7	1	91-ISU	91-ISU

CAREER HIGHS

Rushes	7 at Florida, 9/16/17
Rushing Yards	45 vs. South Carolina, 10/14/17
Long Rush	30 vs. South Carolina, 10/14/17
Receptions	3 vs. Georgia, 9/30/17
Receiving Yards	31 at Florida, 9/16/17
Kickoff Returns	2 vs. Georgia, 9/30/17
Kickoff Return Yards	91 vs. Indiana State, 9/9/17
Long Kickoff Return	91 vs. Indiana State, 9/9/17
KR Touchdowns	1 vs. Indiana State, 9/9/17

GAME-BY-GAME

2017 Opp.	Rush-Yds-TD, Lg	Rec-Yds-TD, Lg	KO Returns
vs. Ga. Tech	1-7-0, 7	0-0-0	1-14-0, 14
Indiana State	4-14-0, 8	0-0-0	1-91-1, 91
at Florida	6-30-0, 7	2-31-0, 16	0-0-0
UMass	5-13-0, 7	1-11-0, 11	0-0-0
Georgia	2-7-0, 7	3-15-0, 9	2-34-0, 21
South Carolina	4-45-0, 30	1-11-0, 11	1-21-0, 21

#4 JOHN KELLY

5-9, 205, Jr., Detroit, Mich.

CAREER HONORS

- Named to Pro Football Focus Team of the Week (WK 1)
- PFF College National & SEC Team of the Week (WK 3)

2017

- Ranks second in the SEC in rushing yards/game (92.0) and sixth in rushing touchdowns (6)
- Leads the SEC and ranks 15th in the nation in yards from scrimmage/game with 133.7
- Only player in SEC to lead team in rushing yards and receptions
- Posted third 100-yard rushing performance of the year and scored a TD in win over UMass
- Set career highs with 141 rushing yards and 96 receiving yards in 26-20 loss at No. 24 Florida (9/16)
- Rushed 19 times for 128 yards and a career-high 4 TDs in 42-41 (2OT) win over Georgia Tech in Chick-fil-A Kickoff Game. Scored game-tying TD in regulation and both UT TDs in overtime (9/4)

>> Full profile on Media Guide Page 73-74

CAREER STATS

Rushing	GP/GS	Att	Yds	Avg	Per/G	TD	Long	High Yd
2015	10/0	40	165	4.1	16.5	1	22-UK	59-WCU
2016	12/1	98	630	6.4	52.5	5	73-TTU	104-TTU
2017	6/6	113	552	4.9	92.0	6	38-UF	141-UF
Totals	28/7	251	1347	5.4	48.1	12	73-TTU	141-UF

Receiving	GP/GS	No	Yds	Avg	Per/G	TD	Long	High Yd
2015	10/0	0	0	0	0.0	0	0	0
2016	12/1	6	51	8.5	4.3	0	17	17-SC
2017	6/6	24	250	10.4	41.7	0	52-UF	96-UF
Totals	28/7	30	301	10.0	10.8	0	52-UF	96-UF

CAREER HIGHS

Rushes	25 vs. UMass, 9/23/17
Rushing Yards	141 at Florida, 9/16/17
Long Rush	73 vs. Tennessee Tech, 11/5/16
Touchdowns	4 vs. Georgia Tech, 9/4/17
Receptions	6 at Florida, 9/16/17
Receiving Yards	96 at Florida, 9/16/17
All-Purpose Yards	237 at Florida, 9/16/17
Fumble Recovery	1 vs. Georgia, 10/10/15

CAREER GAME-BY-GAME

2015 Opp.	Rush-Yards-TD, Lg	Rec-Yards-TD, Lg
vs. B. Green	8-29-0, 9	0-0-0
Oklahoma	DNP	
W. Carolina	13-59-0, 7	0-0-0
at Florida	0-0-0	0-0-0
Arkansas	DNP	
Georgia	0-0-0	0-0-0 FR on KO coverage
at Alabama	0-0-0	0-0-0
at Kentucky	10-58-0, 22	0-0-0
So. Carolina	0-0-0	0-0-0
North Texas	5-15-0, 9	0-0-0
at Missouri	0-0-0	0-0-0
Vanderbilt	DNP	
Northwestern	4-5-1, 4	0-0-0

2016 Opp.	Rush-Yards-TD, Lg	Rec-Yards-TD, Lg
App State	DNP	
vs. V. Tech	1-4-1, 4	0-0-0
Ohio	2-14-0, 9	0-0-0
Florida	0-0-0	0-0-0
at Georgia	0-0-0	1-7-0, 7
at Texas A&M	13-89-1, 17	1-12-0, 12
Alabama	3-8-0, 5	1-3-0, 3
at S. Carolina	14-94-0, 34	1-17-0, 17
Tenn. Tech	7-104-1, 73	1-11-0, 11
Kentucky	16-94-0, 27	0-0-0
Missouri	18-101-1, 27	0-0-0
at Vanderbilt	9-52-0, 13	1-1-0, 1
vs. Nebraska	15-70-1, 28	0-0-0

2017 Opp.	Rush-Yards-TD, Lg	Rec-Yards-TD, Lg
vs. Georgia Tech	19-128-4, 30	5-35-0, 10
Indiana State	18-80-0, 11	5-60-0, 18
at Florida	19-141-1, 38	6-96-0, 52
UMass	25-101-1, 27	2-(-9)-0, 0
Georgia	16-44-0, 8	4-47-0, 44
South Carolina	16-58-0, 24	2-21-0, 13

#27 CARLIN FILS-AIME

5-11, 183, So., Naples, Fla.

2017

- Set a new career high with 41 rushing yards on just three carries and also tied career high with two rushing TDs in win over Indiana State (9/9)

>> Full profile on Media Guide Page 61

CAREER STATS

Rushing	GP/GS	No	Yds	Avg	Per/G	TD	Long	High Yd
2016	7/0	14	58	4.1	8.3	2	8-TTU, MU	27-TTU
2017	5/0	11	74	6.7	14.8	2	30-ISU	41-ISU
Totals	12/0	25	132	5.3	11.0	4	30-ISU	41-ISU

CAREER HIGHS

Rushes	8 vs. Tennessee Tech, 11/5/16
Rushing Yards	41 vs. Indiana State, 9/9/17
Rushing Touchdowns	2 (2x), vs. Tennessee Tech, 11/5/16 vs. Indiana State, 9/9/17

GAME-BY-GAME

2017 Opp.	Rush-Yards-TD, Lg	Rec-Yards-TD, Lg
vs. Georgia Tech	0-0-0	0-0-0
Indiana State	3-41-2, 30	0-0-0
at Florida	3-11-0, 7	0-0-0
UMass	2-6-0, 4	0-0-0
Georgia	3-16-0, 10	0-0-0

WIDE RECEIVERS

#1 MARQUEZ CALLAWAY

6-2, 199, So., Warner Robins, Ga.

CAREER HONORS

- Named to Pro Football Focus Team of the Week (WK 1)

2017

- Ranks 10th in the SEC with three receiving touchdowns and seventh in yards per catch (19.58)
 - Tied a career high with four catches for 37 yards in loss to South Carolina (10/14)
 - Had breakout game in season opening win over Georgia Tech in Chick-fil-A Kickoff Game, catching 4 passes for 115 yards and 2 TDs, all career highs (9/4)
- >> Full profile on Media Guide Page 54

CAREER STATS

Receiving	GP/GS	No	Yds	Avg	Per/G	TD	Long	High Yd
2016	6/0	1	13	13.0	2.2	0	13-TTU	13-TTU
2017	6/5	12	235	19.6	39.2	3	50-GT	115-GT
Totals	12/5	13	248	19.1	20.7	3	50-GT	115-GT

Punt Return	GP/GS	No	Yds	Avg	Per/G	TD	Long	High Yd
2016	6/0	2	114	57.0	19.0	1	62-TTU	114-TTU
2017	6/5	9	119	13.2	19.8	0	36-ISU	53-ISU
Totals	12/5	11	233	21.2	19.4	1	62-TTU	114-TTU

CAREER HIGHS

Receptions	4 (2x), vs. Georgia Tech, 9/4/17 vs. South Carolina, 10/14/17
Receiving Yards	115 vs. Georgia Tech, 9/4/17
Receiving Touchdowns	2 vs. Georgia Tech, 9/4/17
Long Reception	50 vs. Georgia Tech, 9/4/17
Punt Returns	4 vs. Indiana State, 9/9/17
Punt Return Total Yards	114 vs. Tennessee Tech, 11/5/16
Punt Return TDs	1 vs. Tennessee Tech, 11/5/16
Long Punt Return	62 vs. Tennessee Tech, 11/5/16
All-Purpose Yards	127 vs. Tennessee Tech, 11/5/16

GAME-BY-GAME

2017 Opp.	Rec-Yds-TD, Lg	Punt Returns (No.-Yds-TD, Lg)
vs. Georgia Tech	4-115-2, 50	0-0-0
Indiana State	1-37-1, 37	4-53-0, 36
at Florida	3-46-0, 22	1-29-0, 29
UMass	0-0-0, 0	3-27-0, 12
Georgia	0-0-0	0-0-0
South Carolina	4-37-0, 16	1-10-0, 10

#5 JOSH PALMER

6-2, 198, Fr., Brampton, Ontario (Canada)

2017

- Made collegiate debut in season-opening win over Georgia Tech in Chick-fil-A Kickoff Game, making one catch for 7 yards (9/4)

>> Full profile on Media Guide Page 90

CAREER STATS

Receiving	GP/GS	No	Yds	Avg	Per/G	TD	Long	High Yd
2017	6/2	5	51	10.2	8.5	0	18-ISU	18-ISU
Totals	6/2	5	51	10.2	8.5	0	18-ISU	18-ISU

Rushing	GP/GS	No	Yds	Avg	Per/G	TD	Long	High Yd
2017	6/2	1	6	6.0	1.0	0	6-USC	6-USC
Totals	6/2	1	6	6.0	1.0	0	6-USC	6-USC

CAREER HIGHS

Receptions	1 (5x) vs. Georgia Tech, 9/4/17 vs. Indiana State, 9/9/17 at Florida, 9/16/17 vs. UMass, 9/23/17 vs. Georgia, 9/30/17
Receiving Yards	18 vs. Indiana State, 9/9/17
Long Reception	18 vs. Indiana State, 9/9/17
Rushes	1 vs. South Carolina, 10/14/17
Rushing Yards	6 vs. South Carolina, 10/14/17
Long Rush	6 vs. South Carolina, 10/14/17

GAME-BY-GAME

2017 Opp.	Rec-Yds-TD, Lg	Rushing (No.-Yds-TD, Lg)
vs. Georgia Tech	1-7-0, 7	0-0-0
Indiana State	1-18-0, 18	0-0-0
at Florida	1-11-0, 11	0-0-0
UMass	1-6-0, 6	0-0-0
Georgia	1-9-0, 9	0-0-0
South Carolina	0-0-0, 0	1-6-0, 6

#7 BRANDON JOHNSON

6-2, 193, So., Plantation, Fla.

2017

- Had three catches for 54 yards in loss to South Carolina (10/14)
 - Set career highs with seven catches for 123 yards, including a 66-yard catch and run to set up UT's first touchdown in win over UMass (9/23)
 - Made first-career touchdown catch in 42-7 win over Indiana State (9/9)
 - Made first-career start and caught three passes for 14 yards in season-opening win over Georgia Tech in Chick-fil-A Kickoff Game (9/4)
- >> Full profile on Media Guide Page 69

CAREER STATS

Receiving	GP/GS	No	Yds	Avg	Per/G	TD	Long	High Yd
2016	9/0	7	93	13.3	10.3	0	22-MU	64-TTU
2017	6/4	21	259	12.3	43.2	1	66-UMa	123-UMa
Totals	15/4	28	352	12.6	23.5	1	66-UMa	123-UMa

CAREER HIGHS

Receptions	7 vs. UMass, 9/23/17
Receiving Yards	123 vs. UMass, 9/23/17
Receiving Touchdowns	1 vs. Indiana State, 9/9/17
Long Reception	66 vs. UMass, 9/23/17

GAME-BY-GAME

2017 Opp.	Rec-Yds-TD, Lg
vs. Georgia Tech	3-14-0, 7
Indiana State	4-50-1, 19
at Florida	4-18-0, 7
UMass	7-123-0, 66
Georgia	0-0-0
South Carolina	3-54-0, 39

#10 TYLER BYRD

6-0, 195, So., Naples, Fla.

2017

- Made two catches for 21 yards and caught his first-career TD, which turned out to be the game-winner in victory over UMass (9/23)

>> Full profile on Media Guide Page 53

CAREER STATS

Receiving	GP/GS	No	Yds	Avg	Per/G	TD	Long	High Yd
2016	13/0	15	209	13.9	16.1	0	44-UK	60-TAMU
2017	5/0	2	21	10.5	4.2	1	13-UMa	21-UMa
Totals	18/0	17	230	13.5	12.8	1	44-UK	60-TAMU

Rushing	GP/GS	No	Yds	Avg	Per/G	TD	Long	High Yd
2016	13/0	8	63	7.9	4.8	0	22-MU	24-MU
2017	5/0	1	15	15.0	3.0	0	15-UMa	15-UMa
Totals	18/0	9	78	8.7	4.3	0	22-MU	24-MU

Kick Return	GP/GS	No	Yds	Avg	Per/G	TD	Long	High Yd
2016	13/0	10	263	26.3	20.2	0	67-VU	99-VU
2017	5/0	0	0	0.0	0.0	0	--	--
Totals	18/0	10	263	26.3	14.6	0	67-VU	99-VU

CAREER HIGHS

Receptions	3 vs. Florida, 9/24/16, at Texas A&M, 10/8/16
Receiving Yards	60 at Texas A&M, 10/8/16
Receiving Touchdowns	1 vs. UMass, 9/23/17
Long Reception	44 vs. Kentucky, 11/12/16
Rushing Attempts	2 at Texas A&M, 10/8/16, vs. Missouri, 11/19/16
Rushing Yards	24 vs. Missouri, 11/19/16
Long Rush	22 vs. Missouri, 11/19/16
Kick Return Total Yards	99 at Vanderbilt, 11/26/16
Long Kick Return	67 at Vanderbilt, 11/26/16
All-Purpose Yards	99 at Vanderbilt, 11/26/16

CAREER GAME-BY-GAME

2016 Opp.	Rec-Yards-TD, Lg
App State	0-0-0
vs. V Tech	0-0-0, 1-5-0 rushing
Ohio	2-15-0, 11
Florida	3-40-0, 15
at Georgia	1-4-0, 4
at Texas A&M	3-60-0, 43, 2-11-0 rushing
Alabama	1-1-0, 1-6-0 rushing, 1-25-0 KR
at S. Carolina	1-8-0 rushing
Tenn. Tech	2-37-0, 33, 1-31-0 KR
Kentucky	1-44-0, 44, 2-31-0 KR
Missouri	2-8-0, 10, 2-24-0, 22 rushing, 2-43-0, 24, KR
at Vanderbilt	0-0-0, 3-99-0, 67 KR
vs. Nebraska	0-0-0, 1-9-0 rushing, 1-34-0 KR

2017 Opp.	Rec-Yds-TD, Lg	Rushing (No.-Yds-TD, Lg)
vs. Georgia Tech	0-0-0	0-0-0
at Florida	0-0-0	0-0-0
UMass	2-21-1, 13	1-15-0, 15
Georgia	0-0-0	0-0-0
South Carolina	0-0-0	0-0-0

#15 JAUAN JENNINGS

6-3, 209, Jr., Murfreesboro, Tenn.

CAREER HONORS

- 2017 Preseason Coaches All-SEC Third Team
- 2017 SEC Media Days All-SEC Third Team
- 2017 Athlon Preseason All-SEC Third Team

2017

- Will likely miss remainder of season after being injured in season opener vs. Georgia Tech
- Made 3 catches for 17 yards in season-opening win over Georgia Tech in Chick-fil-A Kickoff Game (9/4)

2016

- Enjoyed breakout sophomore campaign, tying for second on the team with 40 catches and ranking second with 580 yards (14.5 average) and seven touchdowns
- Caught game-winning 43-yard Hail Mary with no time left to lift Vols to comeback win at Georgia (10/1). Finished with three catches for 71 yards and the winning touchdown.
- Recorded first 100-yard performance of career and the first of any Vol in 2016 season with three catches for 111 yards and a career-long 67-yard touchdown in win vs. Florida (9/24)

>> Full profile on Media Guide Page 67-68

CAREER STATS

Receiving	GP/GS	No	Yds	Avg	Per/G	TD	Long	High Yd
2015	11/6	14	149	10.6	13.5	0	30-BG	56-BG
2016	13/9	40	580	14.5	4.6	7	67-UF	111-UF
2017	1/1	3	17	5.7	17.0	0	7-GT	17-GT
Totals	25/16	57	746	13.1	29.8	7	67-UF	111-UF

Rushing	GP/GS	No	Yds	Avg	Per/G	TD	Long	High Yd
2015	11/6	7	15	2.1	1.4	0	12-WCU	13-WCU
2016	13/9	5	27	5.4	2.1	0	9-NEB	14-NEB
2017	1/1	0	0	0.0	0.0	0	--	--
Totals	25/16	12	42	3.5	1.7	0	12-WCU	14-NEB

Passing	GP/GS	Com	Att	Pct.	TD	Int	Yds	Per/G	Long	High Yd
2015	11/6	1	2	50.0	1	0	58	5.3	58-UF	58-UF
2016	13/9	1	2	50.0	1	0	4	0.3	4-TAMU	4-TAMU
2017	1/1	0	0	.000	0	0	0	0.0	--	--
Totals	25/16	2	4	50.0	2	0	62	2.5	58-UF	58-UF

CAREER HIGHS

Receptions	6 vs. Nebraska, 12/30/16
Receiving Yards	111 vs. Florida, 9/24/16

Receiving Touchdowns	2 vs. Missouri, 11/19/16
Rushes	2 vs. Western Carolina, 9/19/15, vs. Nebraska, 12/30/16
Rushing Yards	14 vs. Nebraska, 12/30/16
Pass Completions	1, at Florida, 9/26/15 & at Texas A&M, 10/8/16
Passing Yards	58 at Florida, 9/26/15
Passing Touchdowns	1 at Florida, 9/26/15 & at Texas A&M, 10/8/16
Interceptions (Defense)	1 vs. Kentucky, 11/12/16

CAREER GAME-BY-GAME

2015 Opp.	Rec-Yds-TD, Lg	Rush-Yds-TD, Lg	Passing
vs. B. Green	3-56-0, 30	2-3-0, 4	
Oklahoma	1-5-0, 5	0-0-0	
W. Carolina	2-15-0, 12	2-13-0, 12	
at Florida	1-1-0, 1	0-0-0	1-1-58, TD
Arkansas	2-10-0, 6	0-0-0	0-1-0
Georgia	1-13-0, 13	2-1-0, 1	
at Alabama	0-0-0	0-0-0	
at Kentucky	1-11-0, 11	1- (-2)-0, -2	
So. Carolina	1-5-0, 5	0-0-0	
North Texas	1-26-0, 16	0-0-0	
at Missouri	DNP-INJ		
Vanderbilt	DNP-INJ		
Northwestern	1-7-0, 7	0-0-0	

2016 Opp.	Rec-Yds-TD, Lg	Rush-Yds-TD, Lg	Passing
App State	1-0-0	0-0-0	
vs. Virginia Tech	2-7-1, 5	0-0-0	
Ohio	3-24-0, 17	0-0-0	
Florida	3-111-1, 67	0-0-0	0-1-0
at Georgia	3-71-1, 43	0-0-0	
at Texas A&M	5-68-0, 20	0-0-0	1-1-4, TD
Alabama	3-20-0, 11	0-0-0	
at South Carolina	3-54-1, 25	0-0-0	
Tenn. Tech	2-5-1, 3	0-0-0	
Kentucky	1-19-0, 19	1-7-0, 7	DEF: 1 INT
Missouri	4-67-2, 49	1-4-0, 4	
at Vanderbilt	4-75-0, 28	1-2-0, 2	
vs. Nebraska	6-59-0, 15	2-14-0, 9	

2017 Opp.	Rec-Yds-TD, Lg	Rush-Yds-TD, Lg
vs. Georgia Tech	3-17-0, 7	0-0-0

#19 JEFF GEORGE

6-6, 198, R-Sr., Leavenworth, Kan.

2017

- Made first-career touchdown catch and set career highs with two receptions for 28 yards in 42-7 win over Indiana State (9/9)

2016

- Recorded first-career catch vs. Tennessee Tech (11/5), hauling in one catch for 20 yards
- Made first start of Tennessee career vs. Alabama (10/15)

>> Full profile on Media Guide Page 63

CAREER STATS

Receiving	GP/GS	No	Yds	Avg	Per/G	TD	Long	High Yd
2016	9/2	1	20	20.0	2.2	0	20-TTU	20-TTU
2017	6/0	4	41	10.3	6.8	1	17-ISU	28-ISU
Totals	15/2	5	61	12.2	4.1	1	20-TTU	28-ISU

CAREER HIGHS

Receptions	2 vs. Indiana State, 9/9/17
Receiving Yards	28 vs. Indiana State, 9/9/17
Receiving Touchdowns	1 vs. Indiana State, 9/9/17
Long Reception	20 vs. Tennessee Tech, 11/5/16

GAME-BY-GAME

2017 Opp.	Rec-Yds-TD, Lg
vs. Georgia Tech	0-0-0
Indiana State	2-28-1, 17
at Florida	0-0-0, 0
UMass	1-6-0, 6
Georgia	1-7-0, 7
South Carolina	0-0-0

#25 JOSH SMITH

6-1, 206, R-Sr., Knoxville, Tenn.

2017

- Made first start of the season in win over UMass, making two catches for 10 yards (9/23)
- Had one catch for 10 yards in season debut at No. 24 Florida (9/16)

>> Full profile on Media Guide Page 96-97

CAREER STATS

Receiving	GP/GS	No	Yds	Avg	Per/G	TD	Long	High Yd
2013	11/4	12	182	15.2	16.5	1	51-UO	51-UO
2014	3/1	10	135	13.5	45.0	1	40-OU	58-OU
2015	13/7	23	307	13.3	23.6	2	39-UGa	56-OU
2016	12/6	13	97	7.5	8.1	1	31-UGa	30-UGa
2017	4/3	4	30	7.5	7.5	0	10-UF/USC10-UF/USC	
Totals	44/21	62	751	12.1	17.5	5	51-UO	58-OU

CAREER HIGHS

Receptions	5 at Oklahoma, 9/13/14
Receiving Yards	58 at Oklahoma, 9/13/14
Touchdowns	1 (5x), last vs. Kentucky, 11/12/16
Long Punt Return	16 at Texas A&M, 10/8/16

GAME-BY-GAME

2017 Opp.	Rec-Yds-TD, Lg
at Florida	1-10-0, 10
UMass	2-10-0, 5
Georgia	0-0-0
South Carolina	1-10-0, 10

TIGHT ENDS

#44 JAKOB JOHNSON

6-3, 250, Sr., Stuttgart, Germany

CAREER HONORS

- 2016 SEC Academic Honor Roll
- Awarded the 63 Award at the 2016 Orange and White Game
- 2015 SEC Academic Honor Roll
- 2014-15 SEC First-Year Academic Honor Roll
- 2014 SEC Academic Honor Roll

2017

- Set new career high with 13 receiving yards in win over Indiana State (9/9)
- Made one tackle on special teams in season-opening win over Georgia Tech in Chick-fil-A Kickoff Game (9/4)

>> Full profile on Media Guide Page 70

CAREER STATS

Receiving	GP/GS	No	Yds	Avg	Per/G	TD	Long	High Yds
2015	12/0	0	0	0.0	0.0	0	N/A	N/A
2016	13/0	2	10	5.0	0.8	0	8-TTU	10-TTU
2017	4/1	1	13	13.0	3.3	0	13-ISU	13-ISU
Totals	29/1	3	23	7.7	0.6	0	13-ISU	13-ISU

Defense	GP/GS	UT	AT	TT	Sack	TFL	FF	FR	QBH	Int	High Tk
2014	12/2	8	6	14	0-0	0-0	0	0	1	0-0	4-UTC
2015	13/0	4	1	5	0-0	0-0	1	0	0	0-0	2-UGa
2016	13/0	2	2	4	0-0	0-0	0	0	0	0-0	1-4x
2017	0/0	0	1	1	0-0	0-0	0	0	0	0-0	1-GT
Totals	37/2	14	10	24	0-0	0-0	1	0	1	0-0	4-UTC

CAREER HIGHS

Tackles	4 vs. Chattanooga, 10/11/14
Forced Fumbles	1 vs. Georgia, 10/10/15
Quarterback Hurries	1 vs. Missouri, 11/22/14
Receptions	2 vs. Tennessee Tech, 11/5/16
Receiving Yards	13 vs. Indiana State, 9/9/17

GAME-BY-GAME

2017 Opp.	Rec-Yds-TD, Lg	U-A-T, Other
vs. Georgia Tech	0-0-0	0-1-1
Indiana State	1-13-0, 13	0-0-0
at Florida	0-0-0	0-0-0
UMass	0-0-0, 0	0-0-0

#80 ELI WOLF

6-4, 224, R-So., Minster, Ohio

CAREER HONORS

- Received a scholarship during fall practice

2017

- Set a new career high with 17 receiving yards vs. Indiana State before leaving game with an injury (9/9)
- Made first-career start in season-opening win against Georgia Tech in Chick-fil-A Kickoff Game (9/4)

>> Full profile on Media Guide Page 104

CAREER STATS

Receiving	GP/GS	No	Yds	Avg	Per/G	TD	Long	High Yd
2015	DNP - Redshirt							
2016	6/0	1	8	8.0	1.3	0	8-TTU	8-TTU
2017	3/1	1	17	17.0	5.7	0	17-ISU	17-ISU
Totals	9/1	2	25	12.5	2.8	0	17-ISU	17-ISU

CAREER HIGHS

Receptions	1 (2x), vs. Tennessee Tech, 11/5/16 vs. Indiana State, 9/9/17
Receiving Yards	17 vs. Indiana State, 9/9/17
Long Reception	17 vs. Indiana State, 9/9/17

GAME-BY-GAME

2017 Opp.	Rec-Yds-TD, Lg
vs. Georgia Tech	0-0-0
Indiana State	1-17-0, 17
South Carolina	0-0-0

#81 AUSTIN POPE

6-4, 230, R-Fr., Knoxville, Tenn.

2017

- Made first-career catch in loss at No. 24 Florida (9/16)

>> Full profile on Media Guide Page 104

CAREER STATS

Receiving	GP/GS	No	Yds	Avg	Per/G	TD	Long	High Yd
2016	DNP - Redshirt							
2017	5/0	2	9	4.5	1.8	0	10-UF	10-UF
Totals	5/0	2	9	4.5	1.8	0	10-UF	10-UF

CAREER HIGHS

Receptions	1 (2x), at Florida, 9/16/17 vs. UMass, 9/23/17
Receiving Yards	10 at Florida, 9/16/17
Long Reception	10 at Florida, 9/16/17

GAME-BY-GAME

2017 Opp.	Rec-Yds-TD, Lg
Indiana State	0-0-0
at Florida	1-10-0, 10
UMass	1-(-1)-0, 0
Georgia	0-0-0
South Carolina	0-0-0

#82 ETHAN WOLF

6-6, 258, Sr., Minster, Ohio

CAREER HONORS

- 2017 John Mackey Award Preseason Watch List
- 2016 John Mackey Award Preseason Watch List
- Ranks fourth all-time in program history in receiving yards for a tight end (825)

2017

- Passed Jason Witten for fourth most receiving yards by a tight end in program history with a 28-yard touchdown catch at No. 24 Florida (9/16)
- Made four catches for 33 yards in season-opening win over Georgia Tech in Chick-fil-A Kickoff Game (9/4)

>> Full profile on Media Guide Page 104-105

CAREER STATS

Receiving	GP/GS	No	Yds	Avg	Per/G	TD	Long	High Yd
2014	12/11	23	212	9.2	17.1	0	24-UGa	69-UGa
2015	13/12	23	301	13.1	23.2	2	34-UGa	56-UGa
2016	13/12	21	239	11.4	18.4	2	25-SC	25-SC
2017	6/6	10	90	9.0	15.0	1	28-UF	37-UF
Totals	44/41	77	842	10.9	19.1	5	34-UGa	69-UGa

CAREER HIGHS

Receptions	5 vs. Arkansas State, 9/6/14 & at Georgia, 9/27/14
Receiving Yards	69 at Georgia, 9/27/14
Long Reception	34 vs. Georgia, 10/10/15
Touchdowns	2 vs. Bowling Green, 9/5/15

CAREER GAME-BY-GAME

2014 Opp.	Rec-Yds-TD, Lg	2015 Opp.	Rec-Yds-TD, Lg
Utah State	3-26-0, 12	vs. B. Green	3-35-2, 18
Ark. State	5-20-0, 8	Oklahoma	1-5-0, 5
at Oklahoma	DNP-INJ	W. Carolina	3-31-0, 23
at Georgia	5-69-0, 24	at Florida	4-55-0, 24
Florida	1-3-0, 3	Arkansas	1-31-0, 31
Chattanooga	1-16-0, 16	Georgia	3-56-0, 34
at Ole Miss	1-6-0, 6	at Alabama	1-5-0, 5
Alabama	1-10-0, 10	at Kentucky	2-27-0, 16
at S. Carolina	2-14-0, 13	So. Carolina	1-23-0, 23
Kentucky	2-39-0, 25	North Texas	1-3-0, 3
Missouri	0-0-0	at Missouri	1-6-0, 6
at Vanderbilt	0-0-0	Vanderbilt	0-0-0
vs. Iowa	2-9-0, 5	Northwestern	2-24-0, 18

2016 Opp.	Rec-Yds-TD, Lg	2017 Opp.	Rec-Yds-TD, Lg
App State	4-40-0, 11	vs. Georgia Tech	4-33-0, 14
vs. V Tech	0-0-0	Indiana State	0-0-0, 0

Ohio	1-7-0, 7	at Florida	3-37-1, 28
Florida	1-20-1, 20	UMass	2-17-0, 9
at Georgia	0-0-0	Georgia	1-3-0, 3
at Texas A&M	2-14-0, 10	South Carolina	0-0-0
Alabama	2-30-0, 16		
at S. Carolina	1-25-0, 25		
Tenn. Tech	0-0-0		
Kentucky	4-44-1, 20		
Missouri	1-11-0, 11		
at Vanderbilt	4-33-0, 13		
vs. Nebraska	1-15-0, 15		

OFFENSIVE LINEMEN

#51 DREW RICHMOND

6-5, 309, R-So., Memphis, Tenn.

2017

- Started last five games at left tackle
- Made season debut in win over Indiana State (9/9), starting at right tackle

>> Full profile on Media Guide Page 93

CAREER STATS

Games Played/Started: 2016: 9/6; 2017: 5/5

Career: 14/11

#55 COLEMAN THOMAS

6-5, 309, Sr., Max Meadows, Va.

CAREER HONORS

- 2017 Lindy's Sports Preseason Second Team All-SEC
- 2016 Rimington Trophy Preseason Watch List
- SEC Offensive Lineman of the Week (11/23/15)
- 2014 Campus Insiders Honorable Mention Freshman All-American

2017

- Made first start of the season at center in win over UMass (9/23)
- Made season debut in win over Indiana State (9/9)

>> Full profile on Media Guide Page 99-100

CAREER STATS

Games Played/Started: 2014: 11/5; 2015: 13/13; 2016: 11/9; 2017: 2/1

Career: 37/28

#63 BRETT KENDRICK

6-6, 318, R-Sr., Knoxville, Tenn.

CAREER HONORS

- Named to Pro Football Focus Team of the Week (WK 1)
- 2016 SEC Academic Honor Roll
- 2015 SEC Academic Honor Roll
- 2013-14 SEC First-Year Academic Honor Roll

2017

- Has started all six games so far this season, moving over to left guard for the past two
- Started at left tackle in season-opening win over Georgia Tech in Chick-fil-A Kickoff Game (9/4)

>> Full profile on Media Guide Page 76-77

CAREER STATS

Games Played/Started: 2013: 0/0; 2014: 13/2; 2015: 7/5; 2016: 13/13;

2017: 6/6

Career: 39/26

#66 JACK JONES

6-4, 312, Jr., Murfreesboro, Tenn.

CAREER HONORS

- 2015 SEC Academic Honor Roll

2017

- Started at left guard in season-opening win over Georgia Tech in Chick-fil-A Kickoff Game (9/4)

>> Full profile on Media Guide Page 71

CAREER STATS

Games Played/Started: 2015: 9/1; 2016: 9/5; 2017: 5/3

Career: 23/9

#68 MARCUS TATUM

6-6, 281, So., Ormond Beach, Fla.

2017

- Started past two games at right tackle
- Made second-career start in loss to No. 7 Georgia, opening the game at right tackle (9/30)
- Made first-career start at right tackle in season-opening win over Georgia Tech in Chick-fil-A Kickoff Game (9/4)

>> Full profile on Record Book Page 98

CAREER STATS

Games Played/Started: 2016: 2/0; 2017: 4/3

Career: 6/3

#73 TREY SMITH

6-6, 320, Fr., Jackson, Tenn.

2017

- Named No. 1 freshman offensive lineman by PFF College and No. 7 freshman overall
- Freshman All-American candidate
- One of just two offensive linemen to start all six games this season (all at right guard)
- Made first-career start at right guard in season-opening win over Georgia Tech in Chick-fil-A Kickoff Game (9/4)

>> Full profile on Media Guide Page 97-98

HIGH SCHOOL

- ESPN: 5-star (93 scout grade, No. 1 overall prospect in nation, No. 1 OT in nation, No. 1 prospect in region, No. 1 prospect in Tennessee)
- Scout: 5-star (No. 22 overall prospect in nation, No. 4 OT in nation, No. 2 OT in South, No. 1 OT in Tennessee)
- 247Sports: 5-star (No. 25 overall prospect in nation, No. 5 OT in nation, No. 3 prospect in Tennessee)
- Rivals: 4-star (No. 97 overall prospect in nation, No. 12 OT in nation, No. 5 prospect in Tennessee)
- Member of ESPN 300
- Winner of the 2016 Bobby Dodd Award by the Touchdown Club of Atlanta
- 2017 Under Armour All-American and 2016 USA TODAY/American Family Insurance All-USA First Team
- 2016 MaxPreps Football All-American First Team Offense
- Two-time Tennessee Mr. Football, two-time District OL of the Year, two-time Player of the Year, two-time Offensive Lineman of the Year

CAREER STATS

Games Played/Started: 2017: 6/6

Career: 6/6

#75 JASHON ROBERTSON

6-3, 300, Sr., Nashville, Tenn.

CAREER HONORS

- 2017 Outland Trophy Watch List
- 2017 Preseason Coaches All-SEC Third Team
- 2017 SEC Media Days All-SEC Second Team
- 2017 Athlon Preseason All-SEC Third Team
- 2017 Lindy's Sports Preseason Second Team All-SEC
- 2017 Phil Steele Preseason Fourth Team All-SEC
- 2014 ESPN's True Freshman All-American Team

2017

- Earned highest grade among o-linemen in first three games, averaging an 87% grade
- Started at center in season-opening win over Georgia Tech in Chick-fil-A Kickoff Game (9/4)

>> Full profile on Media Guide Page 94

CAREER STATS

Games Played/Started: 2014: 13/13; 2015: 10/10; 2016: 13/12; 2017: 5/5

Career: 41/40

DEFENSIVE LINEMEN

#1 JONATHAN KONGBO

6-6, 264, R-Jr., Surrey, B.C., Canada

CAREER HONORS

- PFF College Football SEC Team of the Week (9/26/17)
- 2017
- Tied career-high with seven tackles at No. 24 Florida (9/16)

- Started and made a career-high 7 tackles in season-opening win over Georgia Tech in Chick-fil-A Kickoff Game (9/4)

>> Full profile on Media Guide Page 78-79

CAREER STATS

Defense	GP/GS	UT	AT	TT	Sack	TFL	FF	FR	QBH	PD	Int	High	Tk
2016	13/2	7	4	11	1-16	3-18	0	0	5	11-59	4-NEB		
2017	6/6	5	17	22	1-7	1-7	0	0	0	0	0-0	7-GT/UF	
Totals	19/8	12	21	33	2-23	4-25	0	0	5	0	1	1-59	7-GT/UF

CAREER HIGHS

Tackles	7 (2x) vs. Georgia Tech, 9/4/17, at Florida, 9/16/17
Tackles For Loss	2 vs. Nebraska, 12/30/16
Sacks	1 (2x), vs. UMass 9/23/17 vs. Nebraska, 12/30/16
Interceptions	1 vs. Missouri, 11/19/16
Defensive Touchdowns	1 vs. Missouri, 11/19/16

GAME-BY-GAME

2017 Opp.	U-A-T, Other
vs. Georgia Tech	2-5-7
Indiana State	0-1-1
at Florida	0-7-7
UMass	1-2-3, 1-7 s/tfl
Georgia	0-1-1
South Carolina	1-2-3

#2 SHY TUTTLE

6-2, 308, Jr., Midway, N.C.

2017

- Collected a season-high four tackles vs. South Carolina (10/14)
- Made three tackles at No. 24 Florida, including a tackle for loss (9/16)

>> Full profile on Media Guide Page 100

CAREER STATS

Defense	GP/GS	UT	AT	TT	Sack	TFL	FF	FR	QBH	PD	Int	High	Tk
2015	6/0	3	7	10	0-0	0-0	0	1	0	0	0	0-0	5-Ark
2016	7/1	3	6	9	0-0	1-1	0	1	2	2	0	0-0	2-3x
2017	4/0	3	6	9	0-0	1-3	0	0	0	0	0	0-0	4-SC
Totals	17/1	9	19	28	0-0	2-4	0	2	2	2	0	0-0	5-Ark

CAREER HIGHS

Tackles	5 vs. Arkansas, 10/3/15
Tackles For Loss	1.0 at South Carolina, 10/29/16
Fumble Recovery	1 vs. Western Carolina, 9/19/15 vs. Virginia Tech, 9/10/16
Blocked Kick	1 vs. Arkansas, 10/3/15

CAREER GAME-BY-GAME

2015 Opp.	U-A-T, Other	2015 Opp.	U-A-T, Other
vs. B. Green	0-0-0	at Kentucky	DNP-INJ
Oklahoma	0-0-0, qh	So. Carolina	DNP-INJ
W. Carolina	0-1-1, fr	No. Texas	DNP-INJ
at Florida	1-1-2	at Missouri	DNP-INJ
Arkansas	1-4-5	Vanderbilt	DNP-INJ
Georgia	1-1-2	vs. Northwestern	DNP-INJ
at Alabama	DNP-INJ		

2016 Opp.	U-A-T, Other	2017 Opp.	U-A-T, Other
App State	DNP	Georgia Tech	DNP
vs. V Tech	0-2-2, 1-0 fr, 1 pbu	Indiana State	0-0-0
Ohio	0-1-1	at Florida	0-3-3, 0.5-2 tfl
Florida	0-0-0	UMass	DNP
at Georgia	0-1-1	Georgia	2-0-2
at Texas A&M	1-1-2	South Carolina	1-3-4, 0.5-1 tfl
Alabama	1-1-2, 1 pbu		
at S. Carolina	1-0-1, 1-1 tfl		

#5 KYLE PHILLIPS

6-4, 263, Jr., Nashville, Tenn.

2017

- Collected a season-high three tackles in his first start (left end) of 2017 vs. South Carolina (10/14).
- Made a season-high three tackles vs. UMass (9/23), including a tackle for loss that set the Minutemen back six yards.

>> Full profile on Media Guide Page 90-91

CAREER STATS

Defense	GP/GS	UT	AT	TT	Sack	TFL	FF	FR	QBH	PD	Int	High	Tk
2015	6/0	4	4	8	1-2	1.5-3	0	0	0	0	0	0-0	3-2x
2016	11/1	9	6	15	0-0	2-2	0	0	0	0	0	0-0	5-SC

2017	6/1	4	8	12	0-0	2.5-7	0	0	1	2	0-0	3-SC
Totals	23/2	17	18	35	1-2	6-12	0	0	1	4	0-0	5-SC

CAREER HIGHS

Tackles	5 at South Carolina, 10/29/16
Tackles For Loss	1 (5x) last vs. UMass 9/23/17
Sacks	1 at Florida, 9/26/15
Passes Defended	2 vs. Kentucky, 11/12/16

CAREER GAME-BY-GAME

2015 Opp.	U-A-T, Other	2016 Opp.	U-A-T, Other
vs. B. Green	0-0-0	App State	DNP
Oklahoma	DNP	vs. V Tech	1-0-1
W. Carolina	1-2-3	Ohio	0-0-0
at Florida	2-1-3	Florida	1-0-1
Arkansas	0-0-0	at Georgia	DNP
Georgia	DNP	at Texas A&M	0-0-0
at Alabama	DNP	Alabama	0-0-0
at Kentucky	1-0-1	at S. Carolina	3-2-5, 1-1 tfl
So. Carolina	0-1-1, 0.5-1 tfl	Tenn. Tech	0-0-0
No. Texas	DNP-INJ	Kentucky	0-2-2, 2 pbu
at Missouri	DNP-INJ	Missouri	3-1-4
Vanderbilt	DNP-INJ	at Vanderbilt	1-1-2, 1-1 tfl
Northwestern	DNP-INJ	vs. Nebraska	0-0-0

2017 Opp.	U-A-T, Other
vs. Georgia Tech	1-1-2
Indiana State	0-2-2, 1-1 tfl
at Florida	0-1-1, 1 qbh, 1 pd
UMass	1-2-3, 1-6 tfl
Georgia	0-1-1
South Carolina	1-2-3, 0.5-0 tfl

#13 DEANDRE JOHNSON

6-4, 258, Fr., Miami, Fla.

2017

- Logged the Vols' first sack of 2017 and the first of his career when he brought down Indiana State's Isaac Harker for a 10-yard loss on a 3rd-and-8 (9/9)

>> Full profile on Media Guide Page 69

CAREER STATS

Defense GP/GS	UT	AT	TT	Sack	TFL	FF	FR	PD	Int	High Tk
2017	4/0	3	0	3	1-10	2-20	2	0	0	3-15
Totals	4/0	3	0	3	1-10	2-20	2	0	0-0	3-15

CAREER HIGHS

Tackles	3 vs. Indiana State, 9/9/17
Tackles For Loss	2 vs. Indiana State, 9/9/17
Sacks	1 vs. Indiana State, 9/9/17
Forced Fumbles	2 vs. Indiana State, 9/9/17

CAREER GAME-BY-GAME

2017 Opp.	U-A-T, Other
Indiana State	2-1-3, 1 sack, 2-20 tfl, 2 FF
Florida	0-0-0
UMass	0-0-0
Georgia	0-0-0
South Carolina	DNP

#19 DARRELL TAYLOR

6-4, 254, R-So., Waverly, Va.

2017

- Forced the first fumble of his career during #7 Georgia's opening drive of the third quarter, forcing the Bulldogs to punt.
- Recorded first-career sack when he tackled Florida's Feleipe Franks for a 15-yard loss on a 2nd-and-8. He also recovered the first fumble of his career in the third quarter (9/16)
- Made first-career start and made a career-high 12 tackles in season-opening win over Georgia Tech in Chick-fil-A Kickoff Game (9/4)

>> Full profile on Media Guide Page 98

CAREER STATS

Defense GP/GS	UT	AT	TT	Sack	TFL	FF	FR	QBH	PD	Int	High Tk
2015	DNP - REDSHIRT										
2016	8/0	6	3	9	0-0	1-1	0	0	3	1	0 3-TTU
2017	5/5	12	8	20	1-15	2.0-16	1	1	1	1	0 12-GT
Totals	13/5	18	11	29	1-15	3.5-18	1	1	4	2	0 12-GT

CAREER HIGHS

Tackles	12 vs. Georgia Tech, 9/4/17
Tackles For Loss	1 (2x) at Florida, 9/16/17, vs. Tennessee Tech, 11/5/16
Quarterback Hurries	3 vs. Tennessee Tech, 11/5/16

Sacks	1 at Florida, 9/16/17
Fumble Forced	1 vs. Georgia, 9/30/17
Fumble Recovery	1 at Florida, 9/16/17

GAME-BY-GAME

2017 Opp.	U-A-T, Other
vs. Georgia Tech	6-6-12
Indiana State	0-2-2, 0.5-1 tfl, 1 pd
at Florida	1-1-2, 1-15 tfl, 1-15 sack, 1 fr, 1 qbh
UMass	2-0-2, 1-1 tfl
Georgia	2-0-2, 1 ff
South Carolina	DNP

#39 KENDAL VICKERS

6-3, 295, R-Sr., Havelock, N.C.

2017

- Made a career-high nine tackles vs. #7 Georgia and sacked the Bulldogs' Jake Fromm for a loss of seven yards.
- Collected five tackles vs. UMass (9/23), including his first sack of the season for a two-yard loss
- Started at DT and made six tackles in season-opening win over Georgia Tech in Chick-fil-A Kickoff Game (9/4)

>> Full profile on Media Guide Page 101

CAREER STATS

Defense GP/GS	UT	AT	TT	Sack	TFL	FF	FR	QBH	Int	High Tk
2014	5/0	0	0	0	0-0	0-0	0	0	0	0-0
2015	13/13	9	11	20	0.5-4	1.5-7	0	0	1	0-0 4-2x
2016	13/13	19	19	38	2.5-15	6-21	1	0	2	0-0 7-SC
2017	6/6	8	20	28	1.5-9	4-12	0	0	0	0-0 9-GA
Totals	37/32	36	50	86	4.5-28	11.5-40	1	0	3	0-0 9-GA

CAREER HIGHS

Tackles	9 vs. Georgia, 9/30/17
Tackles For Loss	2 (2x), vs. Indiana State, 9/9/17 vs. Appalachian State, 9/1/16
Sacks	1 (3x), vs. Georgia, 9/30/17, vs. Virginia Tech, 9/10/16, at South Carolina, 10/29/16

CAREER GAME-BY-GAME

2015 Opp.	U-A-T, Other	2016 Opp.	U-A-T, Other
vs. B. Green	2-2-4	App State	2-1-3, 2-5 tfl
Oklahoma	0-0-0	vs. V Tech	2-2-4, 1-8 tfl, 1 ff
W. Carolina	2-2-4, 1-3 tfl	Ohio	0-0-0
at Florida	1-1-2	Florida	2-1-3
Arkansas	0-0-0	at Georgia	1-4-5, 1-1 tfl
Georgia	0-0-0, qh	at Texas A&M	0-4-4, 0.5-0 tfl
at Alabama	1-2-3	Alabama	0-0-0
at Kentucky	0-0-0	at S. Carolina	6-1-7, 1.0-2 sk, 1-2 tfl
So. Carolina	1-0-1	Tenn. Tech	0-1-1, 0.5-5 sk, 0.5-5 tfl
No. Texas	1-0-1	Kentucky	3-1-4
at Missouri	0-2-2	Missouri	2-0-2, 1 qh
Vanderbilt	1-1-2	at Vanderbilt	0-2-2, 1 qbh
Nwestern	0-1-1, 0.5-4 sk, 0.5-4 tfl	vs. Nebraska	1-2-3

2017 Opp.	U-A-T, Other
vs. Georgia Tech	0-6-6
Indiana State	0-3-3, 1-2 tfl
at Florida	0-2-2
UMass	1-4-5, 1-2 tfl, 0.5 s
Georgia	4-5-9, 1-7 tfl, 1-7 s
South Carolina	1-2-3

#55 QUAY PICOU

6-1, 280, Jr., Sugar Hill, Ga.

2017

- Made a career-high three tackles in season-opening win over Georgia Tech in Chick-fil-A Kickoff Game (9/4)

>> Full profile on Media Guide Page 91

CAREER STATS

Defense GP/GS	UT	AT	TT	Sack	TFL	FF	FR	PD	Int	High Tk
2015	5/0	0	0	0	0-0	0-0	0	0	0	N/A
2016	7/0	3	2	5	0-0	0.5-1	0	1	0	1 2-ALA,TTU
2017	6/0	1	5	6	0-0	0-0	0	0	0	3-GT
Totals	16/0	4	7	11	0-0	0.5-1	0	1	0	1 3-GT

CAREER HIGHS

Tackles	3 vs. Georgia Tech, 9/4/17
Tackles For Loss	0.5 vs. Tennessee Tech, 11/5/16
Sacks	1 vs. Alabama, 10/15/16

GAME-BY-GAME

2017 Opp.	U-A-T, Other
vs. Georgia Tech	1-2-3
Indiana State	0-1-1

at Florida	0-0-0
UMass	0-0-0
Georgia	0-0-0
South Carolina	0-2-2

#97 PAUL BAIN

6-5, 290, R-Jr., Powder Springs, Ga.

2017

- Blocked a game-winning field goal attempt against Georgia Tech as time expired in UT's season-opening win over Georgia Tech in the Chick-fil-A Kickoff Game (9/4)

>> Full profile on Media Guide Page 45

CAREER STATS

Defense GP/GS	UT	AT	TT	Sack	TFL	FF	FR	QBH	Int	High Tk
2016	2/0	1	1	2	0-0	0.5-2	0	0	1	0 2-TTU
2017	2/0	0	0	0	0-0	0-0	0	0	0	0 --
Totals	4/0	1	1	2	0-0	0.5-2	0	0	1	0 2-TTU

CAREER HIGHS

Tackles	2 vs. Tennessee Tech, 11/5/16
Tackles for Loss	0.5 vs. Tennessee Tech, 11/5/16
Quarterback Hurries	1 vs. Tennessee Tech, 11/5/16
Blocked FGs	1 vs. Georgia Tech, 9/4/17

GAME-BY-GAME

2017 Opp.	U-A-T, Other
vs. Georgia Tech	0-0-0, FG Block
South Carolina	0-0-0

#99 KAHLIL MCKENZIE

6-3, 320, Jr., Walnut Creek, Calif.

2017

- Sacked South Carolina's Jake Bentley for a loss of six yards in the Gamecock's final drive of the first quarter (10/14)
- Made four tackles including 1.5 tackles for loss and his first sack of the season against UMass (9/23)
- Started at DT and made a career-high 8 tackles in season-opening win over Georgia Tech in the Chick-fil-A Kickoff Game (9/4)

>> Full profile on Media Guide Page 82-83

CAREER STATS

Defense GP/GS	UT	AT	TT	Sack	TFL	FF	FR	QBH	PD	Int	High Tk
2015	13/0	12	12	24	1-5	1-5	1	0	0	1 0-0	5-Ark
2016	7/1	2	10	12	0-0	0.5-1	0	0	0	0 0-0.5	TAMU
2017	6/6	8	12	20	2-10	3.5-12	0	0	2	0 0-0	8-GT
Totals	26/7	22	34	56	3-15	5-18	1	0	2	1 0-0	8-GT

CAREER HIGHS

Tackles	8 vs. Georgia Tech, 9/4/17
Sacks	1 at Missouri, 11/21/15
Tackles For Loss	1 at Missouri, 11/21/15
Forced Fumble	1 vs. Western Carolina, 9/19/15

CAREER GAME-BY-GAME

2015 Opp.	U-A-T, Other	2016 Opp.	U-A-T, Other
vs. B. Green	0-0-0	App State	1-1-1
Oklahoma	1-0-1	vs. Virginia Tech	0-1-1
W. Carolina	1-1-2, ff	Ohio	0-1-1
at Florida	2-0-2	Florida	0-0-0
Arkansas	2-3-5	at Georgia	0-2-2
Georgia	2-2-4	at Texas A&M	1-4-5, 1-0 tfl
at Alabama	0-0-0	Alabama	0-1-1
at Kentucky	0-0-0		
So. Carolina	1-1-2		
N. Texas	0-0-0		
at Missouri	1-1-2, 1-5 tfl, 1-5 s		
Vanderbilt	0-2-2, pbu, qh		
vs. Nwstrm	2-2-4		

2017 Opp.	U-A-T, Other
vs. Georgia Tech	2-6-8
Indiana State	0-2-2, 0.5-1 tfl, 1 qbh
at Florida	0-3-3
UMass	2-2-4, 1.5-5 tfl, 1 s, 1 qbh
Georgia	1-0-1
South Carolina	2-0-2, 1-6 tfl, 1-6 s

LINEBACKERS

#11 AUSTIN SMITH

6-3, 236, R-So., Buford, Ga.

2017

- Played in his first game of the 2017 season, entering the game vs. South Carolina off the bench (10/14)

>> Full profile on Media Guide Page 96

CAREER STATS

Defense	GP/GS	UT	AT	TT	Sack	TFL	FF	FR	PD	Int	High Tk
2015	13/1	3	0	3	0	0	0	0	0	0	1-3x
2016					DNP						
2017	1/0	0	0	0	0	0	0	0	0	0	--
Totals	13/1	3	0	3	0	0	0	0	0	0	1-3x

CAREER HIGHS

Tackles 1, 3x, last at Missouri, 11/22/15

#14 QUART'E SAPP

6-2, 222, R-So., Alpharetta, Ga.

2017

- Collected a career-high 2.0 tackles for loss for a total of three yards vs. South Carolina (10/14)
- Had a career game vs. #7 Georgia, collecting 10 tackles and the first tackle for loss of his career (9/30)
- Made the first start of his career vs. UMass (9/23) as UT's WLB and posted nine tackles and a PBU

>> Full profile on Media Guide Page 95

CAREER STATS

Defense	GP/GS	UT	AT	TT	Sack	TFL	FF	FR	PD	Int	High Tk
2015	4/0	3	0	3	0	0	0	0	0	0	2-BGSU
2016	2/0	1	0	1	0	0	0	0	0	0	1-AS
2017	6/3	16	18	34	0	3-5	0	0	2	0	10-GA
Car.	12/3	20	18	38	0	3-5	0	0	2	0	10-GA

CAREER HIGHS

Tackles 10 vs. Georgia, 9/30/17
TFLs 2.0 vs. South Carolina, 10/14/17
PBUs 1 (2x), vs. UMass, 9/23/17
 vs. Georgia, 9/30/17

GAME-BY-GAME

2017 Opp.	U-A-T, Other
vs. Georgia Tech	0-1-1
Indiana State	0-0-0
at Florida	1-6-7
UMass	6-3-9, 1 pbu
Georgia	3-7-10, 1-2 tfl, 1 pbu
South Carolina	6-1-7, 2-3 tfl

#17 DILLON BATES

6-3, 224, R-Jr., Ponte Vedra Beach, Fla.

2016

- Made two tackles at No. 24 Florida, including a solo tackle on special teams

>> Full profile on Media Guide Page 46

CAREER STATS

Defense	GP/GS	UT	AT	TT	Sack	TFL	FF	FR	QBH	Int	High Tk
2014	4/0	3	3	6	0-0	0-0	0	0	0	0	3-USU
2015	13/0	0	0	0	0-0	0-0	0	0	0	0	--
2016	13/0	1	2	3	0-0	0-0	0	2	0	0	1-3x
2017	6/0	2	1	3	0-0	0-0	0	0	0	0	2-UF
Totals	36/0	6	6	12	0-0	0-0	0	2	0	0	3-USU

CAREER HIGHS

Tackles 3 vs. Utah State, 8/31/14
Fumbles Recovered 1 (2x), vs. Florida, 9/24/16, vs. Missouri, 11/19/16

#20 CORTEZ McDOWELL

6-0, 228, Sr., Locust Grove, Ga.

2017

- Injured in Florida game and will likely miss remainder of the season
- Recorded career-high 13 tackles (seven solo) and recovered a fumble in 2017 win vs. Georgia Tech (9/4)

>> Full profile on Media Guide Page 81-82

CAREER STATS

Defense	GP/GS	UT	AT	TT	Sack	TFL	FF	FR	PD	Int	High Tk
2014	13/0	10	9	19	0-0	0-0	0	1	0	0-0	4-UGA
2015	13/0	8	4	12	0-0	0-0	0	0	0	0-0	2-3x
2016	12/4	32	22	54	0-0	4-5	0	0	3	1-18	9-AS
2017	3/3	10	14	24	0-0	1-2	0	1	0	0-0	13-GT
Career	41/7	60	49	109	0-0	5-7	0	2	3	1-18	13-GT

CAREER HIGHS

Tackles 13 vs. Georgia Tech, 9/4/17
Fumble Recovery 1 (2x), last vs. Georgia Tech, 9/4/17
Interceptions 1 vs. Tennessee Tech, 11/5/16
Passes Defended 1 (3x), last at Vanderbilt, 11/26/16

CAREER GAME-BY-GAME

2014 Opp.	U-A-T, Other	2015 Opp.	U-A-T, Other
Utah State	0-0-0	vs. B. Green	0-0-0
Ark. State	1-0-1	Oklahoma	1-1-2
at Oklahoma	0-0-0	W. Carolina	1-0-1
at Georgia	2-2-4	at Florida	1-0-1
Florida	0-0-0	Arkansas	0-1-1
Chattanooga	0-3-3, fr	Georgia	2-0-2
at Ole Miss	1-0-1	at Alabama	0-0-0
Alabama	1-0-1	at Kentucky	1-0-1
at S. Carolina	1-1-2	So. Carolina	1-0-1
Kentucky	1-2-3	No. Texas	0-0-0
Missouri	1-0-1	at Missouri	0-1-1
at Vanderbilt	2-0-2	Vanderbilt	1-1-2
vs. Iowa	0-1-1	vs. Northwestern	0-0-0

2016 Opp.	U-A-T, Other	2017 Opp.	U-A-T, Other
App State	4-5-9	Georgia Tech	7-6-13, .5 tfl, 1 fr
vs. V Tech	2-1-3	Indiana State	4-5-8, .5 tfl
Ohio	2-1-3	at Florida	0-3-3
Florida	4-2-6, 2-2 tfl	UMass	DNP
at Georgia	3-3-6, pbu	Georgia	DNP
at Texas A&M	3-2-5	South Carolina	DNP
Alabama	DNP		
at S. Carolina	0-0-0		
Tenn. Tech	1-2-3, 1-18 int		
Kentucky	1-1-2		
Missouri	5-0-5, 1-2 tfl		
at Vanderbilt	4-1-5, 1-1 tfl, 1 pbu		
vs. Nebraska	3-4-7		

#34 DARRIN KIRKLAND JR.

6-1, 238, Jr., Indianapolis, Ind.

- 2017 Athlon Sports Preseason Third Team All-SEC
- 2017 Phil Steele Preseason Fourth Team All-SEC
- 2015 All-SEC Freshman Team

2017

- Out for the season after suffering an injury in fall practice

>> Full profile on Media Guide Page 77-78

CAREER STATS

Defense	GP/GS	UT	AT	TT	Sack	TFL	FF	FR	QBH	Int	High Tk
2015	13/10	43	23	66	3-26	6-5-29	0	1	5	1-26	9-SC
2016	8/6	30	15	45	1-4	5-10	0	0	0	0-0	9-AS,MU
Totals	21/16	73	38	111	4-30	11-39	0	1	5	1-26	9-3x

CAREER HIGHS

Tackles 9, 3x, last vs. Missouri, 11/19/16
Sacks 1, 4x, last vs. Virginia Tech, 9/10/16
Tackle for Loss 2 vs. Nebraska, 12/30/16
Interceptions 1 at Kentucky, 10/31/15
Fumble Recovery 1 at Missouri, 11/21/15

CAREER GAME-BY-GAME

2015 Opp.	U-A-T, Other	2015 Opp.	U-A-T, Other
vs. B. Green	2-1-3, 1-9 sk, 1-9 tfl	at Kentucky	2-4-6, 1-26 int, 1 tfl, 2 qh
Oklahoma	2-0-2	So. Carolina	5-4-9, qh
W. Carolina	2-2-4	N. Texas	5-3-8, 1-1 tfl
at Florida	3-2-5, 1-5-9 tfl, 1-9 sk	at Missouri	2-3-5, fr
Arkansas	6-1-7, qh	Vanderbilt	3-0-3, pbu
Georgia	1-0-1, qh	vs. Northwestern	5-1-6, 1 sk, 1.5 tfl
at Alabama	5-2-7, 0.5-1 tfl		
2016 Opp.	U-A-T, Other		
App State	4-5-9		
vs. V Tech	7-0-7, 1-4 sk		
Ohio	DND-INJ		
Florida	DND-INJ		
at Georgia	DND-INJ		
at Texas A&M	DND-INJ		
Alabama	DND-INJ		
at S. Carolina	5-3-8		
Tenn. Tech	1-0-1, 1-1 tfl		
Kentucky	1-1-2		
Missouri	6-3-9, 1-0 tfl		

at Vanderbilt 2-0-2

vs. Nebraska 4-3-7, 2-4 tfl

ON THE TENNESSEE CHARTS

Tackles By True Freshman - Season

1.	86	Eric Berry	2007
2.	80	A.J. Johnson	2011
3.	72	Derek Barnett	2014
4.	66	Darrin Kirkland Jr.	2015
5.	65	Jonathan Hefney	2004
6.	56	Curt Maggitt	2011

#35 DANIEL BITULI

6-3, 235, So., Antioch, Tenn.

2017

- Ranks sixth in the SEC with 8.0 tackles per game
- Posted a career-high 23 tackles against Georgia Tech (9/4), tying for the eighth-most tackles in a single game in UT history

>> Full profile on Media Guide Page 50

CAREER STATS

Defense	GP/GS	UT	AT	TT	Sack	TFL	FF	FR	QBH	Int	High Tk
2016	9/0	7	2	9	0-0	0-0	0	0	0	0	5-VU
2017	6/4	25	23	48	0-0	1.5-3	1	0	0	0	23-GT
Totals	15/4	32	25	57	0-0	1.5-3	1	0	0	0	23-GT

CAREER HIGHS

Tackles 23 vs. Georgia Tech, 9/4/17
Fumbles Forced 1 vs. Georgia Tech, 9/4/17

GAME-BY-GAME

2017 Opp.	U-A-T, Other
vs. Georgia Tech	10-13-23, 1 ff
Indiana State	3-2-5, 1 tfl
at Florida	2-3-5, 0.5-2 tfl
UMass	3-2-5
Georgia	3-5-8
South Carolina	2-0-2

#41 ELLIOTT BERRY

5-11, 206, Sr., Fairburn, Ga.

2017

- Tallied the first sack of his career vs. UMass (9/23), a three yard loss first down in the third quarter
- Made two solo tackles vs. Indiana State (9/9)

>> Full profile on Media Guide Page 47-48

CAREER STATS

Defense	GP/GS	UT	AT	TT	Sack	TFL	FF	FR	PD	Int	High Tk
2014	9/0	0	0	0	0-0	0-0	0	0	0	0-0	--
2015	9/0	0	1	1	0-0	0-0	0	0	0	0-0	1-UK
2016	13/4	22	12	34	0-0	3.5-10	0	0	1	0-0	9-UA
2017	6/0	3	3	6	1-3	1-3	0	0	1	0-0	2-IS/UM
Totals	37/4	25	16	41	1-3	4.5-13	0	0	2	0-0	9-UA

CAREER HIGHS

Tackles 9 vs. Alabama, 10/15/16
Tackles for Loss 2 vs. Alabama, 10/15/16
Pass Breakups 1 (2x), vs. UMass 9/23/17, vs. Kentucky, 11/12/16
Sacks 1 vs. UMass 9/23/17

CAREER GAME-BY-GAME

2014 Opp.	U-A-T, Other	2015 Opp.	U-A-T, Other
Utah State	0-0-0	vs. B. Green	0-0-0
Ark. State	0-0-0	Oklahoma	0-0-0
at Oklahoma	0-0-0	W. Carolina	0-0-0
at Georgia	DNP	at Florida	0-0-0
Florida	0-0-0	Arkansas	0-0-0
Chattanooga	0-0-0	Georgia	0-0-0
at Ole Miss	DNP	at Alabama	0-0-0
Alabama	DNP	at Kentucky	0-1-1
at S. Carolina	DNP	S. Carolina	0-0-0
Kentucky	0-0-0	No. Texas	DNP
Missouri	0-0-0	at Missouri	DNP
at Vanderbilt	0-0-0	Vanderbilt	DNP
vs. Iowa	0-0-0	vs. Nwstern	DNP

2016 Opp.	U-A-T, Other	2017 Opp.	U-A-T, Other
App State	0-0-0	Georgia Tech	0-1-1
vs. V Tech	0-0-0	Indiana State	2-0-2
Ohio	0-0-0	at Florida	0-0-0
Florida	0-0-0	UMass	1-1-2, 1-3 tfl, 1 s
at Georgia	1-0-1	Georgia	0-1-1
at Texas A&M	3-4-7, 1-1 tfl	South Carolina	0-0-0
Alabama	6-3-9, 2-9 tfl		
at S. Carolina	0-0-0		
Tenn. Tech	1-2-3, 0.5-0		
Kentucky	2-1-3, 1 pb		
Missouri	5-2-7		
at Vanderbilt	4-0-4		
vs. Nebraska	0-0-0		

#53 COLTON JUMPER

6-2, 229, Sr., Lookout Mountain, Tenn.

2017

- Made 3.5 tackles for loss and 2.5 sacks vs. UMass (9/23), setting new career-highs in each category
- Posted first sack of his career in the second quarter at No. 24 Florida, causing a nine-yard loss on third down which forced the Gators to punt (9/16)
- Collected 11 tackles in the first half vs. Georgia Tech (9/4) and finished the game with a career-high 18

>> Full profile on Media Guide Page 72-73

CAREER STATS

Defense GP/GS	UT	AT	TT	Sack	TFL	FF	FR	QBH	PD	Int	High Tk
2014	0/0	0	0	0	0	0	0	0	0	0	0
2015	13/3	6	4	10	0-0	1-1	0	0	1	0	0-0
2016	13/7	37	24	61	0-0	4-7	1	0	3	2	1-0
2017	6/4	13	22	35.4	5-27	7-31	0	0	1	0	0-0
Totals	32/14	56	50	106.4	5-27	12-39	1	0	5	2	1-0

CAREER HIGHS

Tackles	18 vs. Georgia Tech, 9/4/17
Tackles for Loss	3.5 vs. UMass, 9/23/17
Fumbles Forced	1 at Georgia, 10/1/16
Interceptions	1 at Texas A&M, 10/8/16
Pass Breakups	1 vs. Florida, 9/24/16
Sacks	2.5 vs. UMass, 9/23/17

CAREER GAME-BY-GAME

2015 Opp.	U-A-T, Other	2015 Opp.	U-A-T, Other
vs. B. Green	1-1-2	at Kentucky	0-0-0
Oklahoma	3-1-4, 1-1 tfl	So. Carolina	0-0-0
W. Carolina	1-1-2	No. Texas	0-0-0 qh
at Florida	0-0-0	at Missouri	0-0-0
Arkansas	0-0-0	Vanderbilt	0-1-1
Georgia	0-0-0	vs. Northwestern	1-0-1
at Alabama	0-0-0		

2016 Opp.	U-A-T, Other	2017 Opp.	U-A-T, Other
App State	0-0-0	Georgia Tech	3-15-18, .5 tfl
vs. Virginia Tech	2-1-3	Indiana State	3-1-4, .5 tfl
Ohio	5-2-7, 1-1 tfl	at Florida	2-0-2, 1-9 tfl, 1 s
Florida	4-4-8, 1 pbu	UMass	3-1-4, 3.5-13 tfl, 2.5 s
at Georgia	6-5-11, 0.5-1 tfl, ff	Georgia	1-4-5, 2-8 tfl, 1-6 s
at Texas A&M	7-3-10, 1.0-3 tfl, int	South Carolina	1-1-2
Alabama	1-2-3, 1 qh		
at S. Carolina	3-0-3, 1 qh		
Tenn. Tech	0-2-2, 0.5-1 tfl, qbh		
Kentucky	2-2-4		
Missouri	6-2-8, 1-1 tfl		
at Vanderbilt	1-1-2		
vs. Nebraska	0-0-0		

DEFENSIVE BACKS

#3 MARQUILL OSBORNE

5-11, 188, So., Cornelius, N.C.

2017

- Made two tackles vs. South Carolina (10/14), tying a career-high set in 2016 vs. Alabama
- Recorded his first tackle of the season vs. Georgia Tech in the Chick-fil-A Kickoff Game (9/4)

>> Full profile on Media Guide Page 89

CAREER STATS

Defense GP/GS	UT	AT	TT	Sack	TFL	FF	FR	PD	Int	High Tk
2016	11/0	6	0	6	1-2	2-3	0	0	0	2-ALA
2017	5/0	2	2	4	0-0	0-0	0	0	0	2-SC
Totals	16/0	8	2	10	1-2	2-3	0	0	0	02-ALA/SC

Kick Return	GP/GS	No	Yds	Avg	Per/G	TD	Long	High Yd
2016	11/0	4	79	19.8	7.2	0	24	55-UK
Totals	11/0	4	79	19.8	7.2	0	24	55-UK

CAREER HIGHS

Tackles	2 (2x), vs. South Carolina, 10/14/17, vs. Alabama, 10/15/16
Tackles for Loss	1.0 (2x), at South Carolina, 10/29/16, vs. Tennessee Tech, 11/5/16
Sacks	1.0 vs. Tennessee Tech, 11/5/16
Kick Returns	3 vs. Kentucky, 11/12/16
Kick Return Yards	55 vs. Kentucky, 11/12/16
Kick Return Long	24 at South Carolina, 10/29/16

CAREER GAME-BY-GAME

2016 Opp.	U-A-T, Other	2017 Opp.	U-A-T, Other
App State	0-0-0	Georgia Tech	0-1-1
vs. V. Tech	0-0-0	Indiana State	0-1-1
Ohio	0-0-0	at Florida	DNP

Florida	0-0-0	UMass	0-0-0
at Georgia	0-0-0	Georgia	0-0-0
at Texas A&M	0-0-0	South Carolina	2-0-2
Alabama	2-0-2		
at S. Carolina	1-0-1, 1 tfl		
Tenn. Tech	1-0-1, 1 tfl, 1.0 sack		
Kentucky	0-0-0		
Missouri	1-0-1		
Vanderbilt	0-0-0		
vs. Nebraska	1-0-1		

#6 SHAQ WIGGINS

5-10, 169, R-Sr., Tyrone, Ga.

• 2015 All-ACC Honorable Mention (Coaches & Media)

2017

- Made a season-high four tackles vs. South Carolina (10/14)
- Recorded his first tackle as a Vol in his Tennessee debut vs. Indiana State (9/9)

>> Full profile on Media Guide Page 103

CAREER STATS

Defense GP/GS	UT	AT	TT	Sack	TFL	FF	FR	PD	Int	High Tk
2013-UGA	12/8	17	2	19	0-0	3-5	0	0	4	2
2015-LOU	13/13	18	12	30	0-0	0.5-1	0	0	11	2
2016-LOU	8/1	6	2	8	0-0	1-1	0	0	3	0
2017	5/0	5	2	7	0-0	0.5-1	0	0	0	0
Totals	36/22	46	18	64	0-0	5-8	0	0	18	4

CAREER HIGHS

Tackles	5 vs. Clemson, 9/17/15
Interceptions	1 (4x), last at Wake Forest, 10/30/15
Interception Return Yards	39 at Vanderbilt, 10/19/13

GAME-BY-GAME

2017 Opp.	U-A-T, Other
Georgia Tech	DNP
Indiana State	0-1-1, 0.5-1 tfl
at Florida	0-0-0
UMass	0-0-0
Georgia	1-1-2
South Carolina	4-0-4

#7 RASHAAN GAULDEN

6-1, 193, R-Jr., Spring Hill, Tenn.

2017

- Led UT's defense with 10 tackles, including eight solo tackles, vs. South Carolina (10/14), matching a career-high recorded at Florida.
- Recorded a career-high 10 tackles at No. 24 Florida and intercepted a pass by UF's Feleipe Franks at the 40-yard line, sparking UT's game-tying drive (9/16)
- Forced second fumble of his career and made seven tackles vs. Georgia Tech (9/4)

>> Full profile on Media Guide Page 62-63

CAREER STATS

Defense GP/GS	UT	AT	TT	Sack	TFL	FF	FR	PD	Int	High Tk
2014	11/0	6	1	7	0-0	0-0	0	0	0	1-6x
2015	DNP									
2016	13/9	52	16	68	0-0	6-25	1	0	4	0-0
2017	6/5	25	15	40	0-0	3-3	1	0	2	1-0
Totals	30/14	83	32	115	0-0	9-28	2	0	6	1-0

CAREER HIGHS

Tackles	10 at Florida, 9/16/17
Tackle For Loss	2 vs. Alabama, 10/15/16
Interceptions	1 at Florida, 9/16/17
Pass Breakups	2 vs. Nebraska, 12/30/16
Forced Fumbles	1 vs. Nebraska, 12/30/16
Fumbles Recovered	1 vs. Georgia Tech, 9/4/17
Quarterback Hurry	1 vs. Florida, 9/24/16

CAREER GAME-BY-GAME

2014 Opp.	U-A-T, Other	2015 Opp.	U-A-T, Other
Utah State	1-0-1	Missed entire season due to injury	
Ark. State	DNP		
at Oklahoma	DNP		
at Georgia	0-1-1		
Florida	0-0-0		
Chattanooga	0-0-0		
at Ole Miss	1-0-1		
Alabama	0-0-0		
at S. Carolina	1-0-1		
Kentucky	1-0-1		
Missouri	0-0-0		

at Vanderbilt	1-0-1
vs Iowa	1-0-1

2016 Opp.	U-A-T, Other	2017 Opp.	U-A-T, Other
App State	1-0-1, 1 pbu	Georgia Tech	3-4-7, 1 fr
v. V Tech	4-3-7, 0.5-0 tfl	Indiana State	3-2-5
Ohio	6-1-7	at Florida	5-5-10, 1 int, 1 pbu
Florida	1-0-1, 1 qh	UMass	2-0-2, 1-1 tfl
at Georgia	7-1-8, 1 pbu	Georgia	3-3-6, 1-1 tfl
at Texas A&M	2-1-3	South Carolina	8-2-10, 1-1 tfl
Alabama	6-0-6, 2-11 tfl		
at S. Carolina	2-2-4		
Tenn. Tech	3-3-6, 0.5-1, tfl		
Kentucky	5-1-6, 1-3 tfl		
Missouri	7-2-9, 1-8 tfl		
at Vanderbilt	5-0-5, 1-2 tfl		
vs. Nebraska	3-2-5, 1 ff, 2 pbu		

#8 JUSTIN MARTIN

6-1, 196, Sr., Antioch, Tenn.

2017

- Intercepted #7 Georgia's first pass of the second quarter (and the first of his career) to set up a Tennessee drive starting from the UGA 27 (9/30)
- Made a season-high five tackles at No. 24 Florida and forced the fourth quarter fumble that resulted in a touchdown and jumpstarted a UT scoring drive (9/16)
- Started at corner and recorded four tackles in 42-7 win over Indiana State (9/9)

>> Full profile on Media Guide Page 80-81

CAREER STATS

Defense GP/GS	UT	AT	TT	Sack	TFL	FF	FR	PD	Int	High Tk
2015	13/6	20	3	23	0-0	0-0	0	0	6	0-0
2016	11/2	14	5	19	0-0	0-0	0	0	1	0-0
2017	6/6	15	4	19	0-0	0-0	1	0	2	1-0
Totals	30/14	49	12	61	0-0	0-0	1	0	9	1-0

CAREER HIGHS

Tackles	7 at Alabama, 10/24/15
Pass Breakups	2 vs. South Carolina, 11/7/15
Forced Fumbles	1 at Florida, 9/16/17
Interceptions	1 vs. Georgia, 9/30/17

CAREER GAME-BY-GAME

2015 Opp.	U-A-T, Other	2015 Opp.	U-A-T, Other
vs. B. Green	0-0-0	at Alabama	7-0-7, pbu
Oklahoma	0-0-0	So. Carolina	1-0-1, 2 pbu
W. Carolina	1-0-1, pbu	No. Texas	0-2-2
at Florida	0-0-0	at Missouri	0-0-0
Arkansas	2-0-2	Vanderbilt	2-0-2
Georgia	0-0-0	Northwestern	4-1-5, 1 pbu
at Kentucky	3-0-3, pbu		

2016 Opp.	U-A-T, Other	2017 Opp.	U-A-T, Other
App State	1-1-2	Georgia Tech	0-0-0
vs. V Tech	2-2-4	Indiana State	3-1-4
Ohio	DNP-INJ	at Florida	3-2-5, 1 ff
Florida	2-1-3	UMass	4-1-5
at Georgia	DNP-SUSP	Georgia	1-1-2, 1 int, 1 pbu
at Texas A&M	0-0-0	South Carolina	3-0-3
Alabama	0-0-0		
at S. Carolina	4-0-4, 1 pbu		
Tenn. Tech	3-1-4		
Kentucky	1-0-1sd		
Missouri	0-0-0		
at Vanderbilt	1-0-1		
vs. Nebraska	0-0-0		

#12 EMMANUEL MOSELEY

5-11, 184, Sr., Greensboro, N.C.

2017

- Recorded four tackles vs. South Carolina, including a third-down stop that forced a punt and ended the first quarter
- Started at right cornerback vs. Indiana State (9/9), making a season-high six tackles, including one tackle for loss

>> Full profile on Media Guide Page 87-88

CAREER STATS

Defense GP/GS	UT	AT	TT	Sack	TFL	FF	FR	PD	Int	High Tk
2014	13/2	15	4	19	0-0	2-5	0	0	6	0-0
2015	13/7	23	5	28	0-0	2-4	0	0	11	1-20
2016	13/10	44	13	57	0-0	3.5-12	0	0	6	0-0
2017	6/6	16	4	20	0-0	1-1	0	0	5	0-0
Totals	45/25	98	26	124	0-0	8.5-22	0	0	26	1-20

CAREER HIGHS

Tackles	8 (2x), vs. Ohio, 9/17/16, vs. Alabama, 10/15/16
Tackles For Loss	3 vs. Alabama, 10/15/16
Interceptions	1 vs. Northwestern, 1/1/16
Passes Defended	2 (5x), last vs. UMass, 9/23/17

CAREER GAME-BY-GAME

2016 Opp.	U-A-T, Other	2017 Opp.	U-A-T, Other
Utah State	1-0-1	vs. B. Green	5-1-6, 1-1 tfl, pbu
Ark. State	0-0-0	Oklahoma	2-2-4, 2 pbu
at Oklahoma	0-0-0	W. Carolina	0-0-0, pbu
at Georgia	0-0-0	at Florida	5-0-5, pbu
Florida	2-0-2, 2-5 tfl	Arkansas	2-1-3, pbu
Chattanooga	1-0-1	Georgia	1-0-1, pbu
at Ole Miss	2-0-2, pbu	at Alabama	2-0-2, 1-3 tfl
Alabama	2-1-3	at Kentucky	0-0-0, pbu
at So. Carolina	3-2-5, 2 pbu	So. Carolina	1-0-1
Kentucky	1-0-1, 2 pbu	No. Texas	1-1-2
Missouri	2-1-3	at Missouri	1-0-1, 2 pbu
at Vanderbilt	0-0-0, pbu	Vanderbilt	2-0-2
vs. Iowa	1-0-1	vs. Northwestern	1-0-1, 1 INT

2016 Opp.	U-A-T, Other	2017 Opp.	U-A-T, Other
App State	0-1-1	vs. Georgia Tech	2-0-2, 1 pbu
vs. V Tech	5-1-6	Indiana State	5-1-6, 1-1 tfl
Ohio	5-3-8, 1 pbu	at Florida	2-2-4, 1 pbu
Florida	6-1-7, 1 pbu	UMass	4-0-4, 2 pbu
at Georgia	3-2-5, 0.5-1 tfl, 1 pbu	Georgia	0-0-0, 1 pbu
at Texas A&M	2-0-2, 1 pbu	South Carolina	2-2-4
Alabama	7-1-8, 3-0-11 tfl		
at S. Carolina	7-0-7, 1 pbu		
Tenn. Tech	4-2-6, 1 pbu		
Kentucky	1-0-1		
Missouri	2-1-3		
at Vanderbilt	2-0-2		
vs. Nebraska	1-0-1		

#18 NIGEL WARRIOR

6-0, 194, So., Duluth, Ga.

- 2016 SEC All-Freshman Team

2017

- **Ranks second on the team and tied for 12th in the SEC with 7.5 tackles per game**
 - Tallied six tackles and forced a fumble at No. 24 Florida's 42-yard line that was recovered by Darrell Taylor (9/16)
 - Started the season at strong safety and recorded a career-high 13 tackles vs. Georgia Tech (9/4)
- >> Full profile on Media Guide Page 102

CAREER STATS

Defense/GP/GS	UT	AT	TT	Sack	TFL	FF	FR	PD	Int	High Tk
2016	12/1	19	3	22	0-0	1-1	0	0	0	7-TTU, MU
2017	6/6	18	27	45	0-0	0-0	2	0	2	13-GT
Totals	18/7	37	30	67	0-0	1-1	2	0	2	13-GT

CAREER HIGHS

Tackles	13 vs. Georgia Tech, 9/4/17
Tackles For Loss	1 vs. Tennessee Tech, 11/5/16
Forced Fumbles	1 (2x), vs. Georgia, 9/30/17, at Florida, 9/16/17

CAREER GAME-BY-GAME

2016 Opp.	U-A-T, Other	2017 Opp.	U-A-T, Other
App State	0-0-0	Georgia Tech	2-11-13
vs. V Tech	0-0-0	Indiana State	3-3-6, 0.5 tfl
Ohio	0-0-0	at Florida	2-4-6, 1 ff, 1 pbu
Florida	0-0-0	UMass	1-2-3, 1 pbu
at Georgia	0-0-0	Georgia	4-4-8, 1 ff
at Texas A&M	0-0-0	South Carolina	5-4-9
Alabama	5-0-5		
at S. Carolina	2-0-2		
Tenn. Tech	6-1-7, 1-1 tfl		
Kentucky	1-0-1		
Missouri	5-2-7		
at Vanderbilt	0-0-0		

#22 MICAH ABERNATHY

6-0, 203, Jr., Atlanta, Ga.

- SEC Defensive Player of the Week (9/12/16)

2017

- Has recorded at least six tackles in every SEC game played through South Carolina (10/14)
- Made nine tackles vs. #7 UGA, tying a season-high set against Georgia Tech in the Chick-fil-A Kickoff Game (9/30)

- Collected nine tackles and recovered one fumble vs. Georgia Tech (9/4)
- >> Full profile on Media Guide Page 44-45

CAREER STATS

Defense/GP/GS	UT	AT	TT	Sack	TFL	FF	FR	PD	Int	High Tk
2015	12/0	7	2	9	0-0	0-0	0	0	2	3-NU
2016	12/10	52	17	69	0-0	3-6	0	3	6	2-26
2017	6/6	21	13	34	0-0	0-0	0	1	2	0-0 9-GT/GA
Totals	30/15	80	32	112	0-0	3-6	0	4	10	2-26

Kick Returns	GP/GS	No	Yds	Avg	Per/G	TD	Long	High Yd
2015	12/0	4	69	17.3	5.8	0	27-WCU	42-VU
2016	12/10	6	123	20.5	10.3	0	26-Ohio	64-Ohio
2017	6/0	0	0	0.0	0.0	0	--	--
Totals	29/10	10	192	19.2	8.0	0	27-WCU	64-Ohio

CAREER HIGHS

Tackles	12 vs. Missouri, 11/19/16
Interceptions	1 (2x), vs. Missouri, 11/19/16, at Vanderbilt, 11/26/16
Fumbles Recovered	3 vs. Virginia Tech, 9/10/16 (School Record)
Passes Defended	2 vs. Missouri, 11/19/16
Kickoff Returns	3 (2x), vs. Vanderbilt, 11/28/15, vs. Ohio, 9/17/16
Kickoff Return Yards	63 vs. Ohio, 9/17/16

CAREER GAME-BY-GAME

2015 Opp.	U-A-T, Other/KR	2016 Opp.	U-A-T, Other/KR
vs. B. Green	1-0-1, pbu	App State	7-1-8, 1-1 tfl, 1 pbu
Oklahoma	0-0-0	vs. V. Tech	3-0-3, 3 FR
W. Carolina	0-1-1 / 1-27 KR	Ohio	3-2-5 / 3-63-0 KR, 26
at Florida	DNP	Florida	2-1-3, 1 pbu
Arkansas	0-0-0	at Georgia	4-5-9 / 2-45-0 KR, 23
Georgia	0-0-0	at Texas A&M	2-0-2
at Alabama	0-0-0	Alabama	4-0-4
at Kentucky	1-0-1, pbu	Tenn Tech	2-0-2, 1-1 tfl, 1 pbu
So. Carolina	0-0-0	Kentucky	9-1-10, 1-4 tfl
No. Texas	1-0-1	Missouri	7-5-12, 1-26 int, 1 pbu
at Missouri	1-0-1	at Vanderbilt	8-0-8, 1-0 int
Vanderbilt	1-0-1 / 3-42-0, 26	vs. Nebraska	1-2-3
Northwestern	2-1-3		

2017 Opp. U-A-T, Other/KR

Georgia Tech	3-6-9, 1 fr
Indiana State	0-0-0, 1 pd
at Florida	4-3-7
UMass	3-0-3, 1 pbu
Georgia	7-2-9, 1 qbh
South Carolina	4-2-6

#24 TODD KELLY JR.

5-11, 200, Sr., Knoxville, Tenn.

- 2017 Wuerffel Trophy Preseason Watch List
- 2017 Lott IMPACT Trophy Preseason Watch List
- Nominated for 2017 Allstate AFCA Good Works Team
- 2016 CoSIDA Academic All-District 3

2017

- Made four tackles, including a tackle for loss in home opener vs. Indiana State (9/9)
- >> Full profile on Media Guide Page 75-76

CAREER STATS

Defense/GP/GS	UT	AT	TT	Sack	TFL	FF	FR	PD	Int	High Tk
2014	13/3	22	11	33	0-0	0-0	0	1	5	3-21
2015	13/2	31	15	46	0-0	0-0	0	0	5	3-5
2016	12/11	49	22	71	1-7	2-11	1	0	2	2-10
2017	2/1	5	2	7	0-0	0.5-2	0	0	0	4-15
Totals	40/17	104	49	153	1-7	2.5-13	1	1	12	8-36

CAREER HIGHS

Tackles	11 vs. Alabama, 10/15/16
Tackles for Loss	1.0 (2x), at Georgia, 10/1/16, at South Carolina, 10/29/16
Sacks	1 vs. South Carolina, 10/29/16
Interceptions	2 vs. Oklahoma, 9/12/15
Forced Fumbles	1 vs. Virginia Tech, 9/10/15
Fumble Recoveries	1 vs. Utah State, 8/31/14

CAREER GAME-BY-GAME

2014 Opp.	U-A-T, Other	2015 Opp.	U-A-T, Other
Utah State	2-0-2, fr	vs. B. Green	1-1-2
Ark. State	4-1-5	Oklahoma	4-4-8, 2-5 int
at Oklahoma	0-0-0, pd	W. Carolina	4-1-5
at Georgia	2-2-4, 1-0 int, pd	at Florida	2-3-5
Florida	1-1-2, 1-21 int	Arkansas	0-2-2
Chattanooga	3-1-4	Georgia	4-0-4, 2 pbu
at Ole Miss	2-1-3	at Alabama	3-1-4
Alabama	1-1-2	at Kentucky	3-0-3
at S. Carolina	0-0-0	So. Carolina	6-0-6
Kentucky	0-1-1	N. Texas	2-2-4
Missouri	5-1-6	at Missouri	0-1-1

at Vanderbilt	1-0-1, 1-0 int	Vanderbilt	0-0-0, 1-0 int
vs. Iowa	1-2-3	vs. Northwestern	2-0-0

2016 Opp.	U-A-T, Other	2017 Opp.	U-A-T, Other
App State	3-2-5	vs. Georgia Tech	2-1-3
vs. V Tech	1-4-5, 1 ff	Indiana State	3-1-4, 0.5-2 tfl
Ohio	4-3-7, 1 pbu		
Florida	5-0-5, 1-1 int		
at Georgia	6-4-10, 1-4 tfl		
at Texas A&M	4-3-7, int		
Alabama	7-4-11		
at S. Carolina	5-0-5, 1-7 sk, 1-7 tfl		
Tenn. Tech	4-1-5, pbu		
Kentucky	6-1-7		
Missouri	DND-INJ		
at Vanderbilt	0-0-0		
vs. Nebraska	4-0-4		

#28 BAYLEN BUCHANAN

5-11, 185, So., Lawrenceville, Ga.

2016

- Tallied career-high eight tackles (six solo) against Alabama (10/15)
 - Made collegiate debut vs. Appalachian State (9/1)
- >> Full profile on Media Guide Page 52

CAREER STATS

Defense/GP/GS	UT	AT	TT	Sack	TFL	FF	FR	PD	Int	High Tk
2016	13/1	17	3	20	0-0	0-0	0	0	1	0-0
2017	3/0	0	0	0	0-0	0-0	0	0	0	--
Totals	16/1	17	3	20	0-0	0-0	0	0	1	0-0

CAREER HIGHS

Tackles	8 vs. Alabama, 10/15/16
Passes Defended	1 vs. Ohio, 9/17/16

CAREER GAME-BY-GAME

2016 Opp.	U-A-T, Other	2017 Opp.	U-A-T, Other
App State	0-0-0	vs. Georgia Tech	0-0-0
vs V. Tech	0-0-0	Indiana State	DNP
Ohio	4-1-5, 1 pbu	at Florida	DNP
Florida	3-0-3	UMass	DNP
at Georgia	0-0-0	Georgia	0-0-0
at Texas A&M	1-0-1	South Carolina	0-0-0
Alabama	6-2-8		
at S. Carolina	0-0-0		
Tenn. Tech	3-0-3		
Kentucky	0-0-0		
Missouri	0-0-0		
Vanderbilt	0-0-0		
Nebraska	0-0-0		

#29 EVAN BERRY

5-11, 205, Sr., Fairburn, Ga.

- 2017 Preseason Paul Hornung Award Watch List
- 2017 Preseason Coaches All-SEC Second Team
- 2017 SEC Media Days All-SEC Second Team
- 2017 Athlon Sports Preseason First Team All-SEC
- 2017 Athlon Sports Preseason First Team All-American
- 2017 Phil Steele Preseason First Team All-SEC
- 2017 Phil Steele Preseason Third Team All-American
- 2016 CBS Sports Preseason All-American
- 2016 Preseason Coaches All-SEC First Team (KR)
- 2016 Preseason Media All-SEC Second Team (KR)
- 2016 Athlon, Lindy's Sports Preseason All-SEC
- 2015 Walter Camp First Team All-American
- 2015 Sporting News First Team All American
- 2015 Sports Illustrated First Team All American
- 2015 AutoNation FWAA Second Team All-American
- 2015 CBS Sports Second Team All-American
- 2015 FOX Sports Second Team All-American
- 2015 SEC Special Teams Player of the Year
- 2015-16 ESPN All-SEC Bowl Team
- 2015 All-SEC Coaches First Team Return Specialist
- His 32.9-yard KR average in 2016 ranks fourth in the nation and his 34.2-yard KR career average ranks first among all current FBS players
- With four career kick return touchdowns, is tied with Willie Gault (1979-82) for most in Tennessee history
- Ranks FIRST all-time in career kickoff return average (min. 25 returns) with 34.2 average at Tennessee

2017

- Returned two kicks for 86 yards, including a season-long 51-yard return in the season opener vs. Georgia Tech (9/4)

>> Full profile on Media Guide Page 48-49

CAREER STATS

Defense	GP	GS	UT	AT	TT	Sack	TFL	FF	FR	PD	Int	High Tk
2014	13/0	5	0	5	0-0	0-0	0	0	0	0	0-0	2-2x
2015	13/0	15	3	18	0-0	0-0	0	0	0	0	1-100	5-WCU
2016	9/3	8	4	12	0-0	1-2	0	0	0	0	0-0	4-SC
2017	1/0	0	0	0	0-0	0-0	0	0	0	0	0-0	NA
Totals	36/3	28	7	35	0-0	1-2	0	0	0	1-100	5-WCU	

Kick Returns	GP/GS	No	Yds	Avg	Per/G	TD	Long	High Yd
2014	13/0	14	413	29.5	34.4	0	68	UTC 121-Miz
2015	13/0	21	804	38.3	67.0	3	100	UK 141-Ark
2016	9/3	14	460	32.9	57.5	1	100	SC 126-SC
2017	1/1	2	86	43.0	86.0	0	51	GT 86-GT
Totals	36/4	51	1763	34.6	49.0	4	100	UK-SC 141-Ark

CAREER HIGHS

Tackles	5 vs. Western Carolina, 9/19/15
Tackles For Loss	0.5 (2x), at Georgia, 10/1/16, vs. Tenn. Tech 11/5/16
Interceptions	1 vs. Northwestern, 1/1/16
INT Yards	100 vs. Northwestern, 1/1/16
Kickoff Returns	4 vs. Missouri, 11/22/14
Kickoff Return Yards	141 vs. Arkansas, 10/3/15
Long Kickoff Return	100 (2x), at Kentucky, 10/31/15 & at South Carolina, 10/29/16
KR Touchdowns	1 (4x), vs. Western Carolina, 9/19/15, vs. Arkansas, 10/3/15, at Kentucky, 10/31/15, at South Carolina, 10/29/16

CAREER GAME-BY-GAME

2014 Opp.	U-A-T, Other	Kickoff Returns
Utah State	0-0-0	0-0-0
Ark. State	0-0-0	0-0-0
at Oklahoma	0-0-0	0-0-0
at Georgia	2-0-2	0-0-0
Florida	0-0-0	0-0-0
Chattanooga	0-0-0	1-68-0, 68
at Ole Miss	0-0-0	2-59-0, 33
Alabama	0-0-0	3-63-0, 33
at S. Carolina	0-0-0	0-0-0
Kentucky	2-0-2	3-91-0, 39
Missouri	0-0-0	4-121-0, 58
at Vanderbilt	0-0-0	1-11-0, 11
vs. Iowa	1-0-1	0-0-0

2015 Opp.	U-A-T, Other	Kickoff Returns
vs. B. Green	3-1-4	1-67-0, 67
Oklahoma	0-1-1	3-74-0, 27
W. Carolina	4-1-5	1-88-1, 88
at Florida	1-0-1	3-77-0, 25
Arkansas	0-0-0	3-141-1, 96
Georgia	0-0-0	3-103-0, 46
at Alabama	1-0-1	1-31-0, 31
at Kentucky	4-0-4	1-100-1, 100
S. Carolina	0-0-0	2-49-0, 33
North Texas	1-0-1	0-0-0
at Missouri	0-0-0	2-61-0, 41
Vanderbilt	0-0-0	1-13-0, 13
Northwestern	1-0-1, 1-100 int, pd	0-0-0

2016 Opp.	U-A-T, Other	Kickoff Returns
App State	0-0-0	1-41-0, 41
vs. Virginia Tech	0-0-0	0-0-0
Ohio	0-0-0	1-19-0, 19
Florida	0-0	1-43-0, 43
at Georgia	0-3-3, 0.5-1 tfl	3-75-0, 34
at Texas A&M	1-0-1	3-65-0, 32
Alabama	1-0-1	3-91-0, 38
at S. Carolina	4-0-4	2-126-1, 100
Tenn. Tech	2-1-3, 0.5-1 tfl	0-0-0
Kentucky	DNP-INJ	
Missouri	DND-INJ	
at Vanderbilt	DND-INJ	
vs. Nebraska	DND-INJ	

2017 Opp.	U-A-T, Other	Kickoff Returns
vs. Georgia Tech	0-0-0	2-86-0, 51

ON THE TENNESSEE CHARTS

Kickoff Return Yards - Career	
1. 1,854 Willie Gault	1979-82
2. 1,788 Leonard Scott	1999-2002
3. 1,763 Evan Berry	2014-Pres.
4. 1,543 Devrin Young	2011-14
5. 1,307 Corey Larkins	2001-04

Kickoff Return Average - Career (min. 20)	
1. 34.6 Evan Berry	2014-Pres.
2. 28.2 Mallon Faircloth	1961-63
3. 28.0 Cordarrelle Patterson	2012

Kickoff Return Yards - Season	
1. 863 David Oku	2009
2. 804 Evan Berry	2015
3. 698 Dennis Rogan	2008
4. 671 Cordarrelle Patterson	2012

Kickoff Return Average - Season (min. 10)	
1. 38.3 Evan Berry	2015
2. 34.2 Evan Berry	2016
3. 29.82 Dale Carter	1990
4. 29.80 Randall Morris	1983
5. 29.5 Evan Berry	2014

SPECIALISTS

#25 AARON MEDLEY

PK, 6-2, 203, Sr., Lewisburg, Tenn.

- Has been Tennessee's starting placekicker since 2014 freshman season
- 2015 SEC Academic Honor Roll
- 2014-15 SEC First-Year Academic Honor Roll
- 2014 Campus Insiders Honorable Mention Freshman All-American
- Tied fourth in career made field goals (54) at UT
- Currently seventh in career field goal percentage (.711) in his fourth season at UT

>> Full profile on Media Guide Page 84-86

CAREER STATS

Kick	GP/GS	FG	FGA	Pct.	PAT	Pts	19-29	30-39	40-49	50+	Lg
2014	13/13	20	26	76.9	42-43	102	7-7	12-13	1-6	0-0	46-Uga
2015	13/13	21	31	67.7	55-55	118	7-9	9-10	5-9	0-3	47-VU
2016	13/13	11	16	68.8	61-61	94	4-4	4-5	3-5	0-2	42-TTU
2017	5/5	2	3	66.67	16-16	22	1-1	0-0	1-2	0-0	40-UM
Totals	44/44	54	76	71.05	174-175	331	19-21	25-28	10-22	0-5	47-VU

Kickoff	GP/GS	No	Yds	Avg	OB	TB
2014	13/11	63	3786	60.1	1	15
2015	13/13	89	5510	61.9	5	37
2016	13/13	83	5349	64.4	4	45
2017	5/5	22	1423	64.7	1	15
Totals	44/42	257	16068	62.5	11	112

CAREER HIGHS

Field Goals Made	4 at Missouri, 11/21/15
Field Goals Attempted	5 at Missouri, 11/21/15
Longest Field Goal	47 vs. Vanderbilt, 11/28/15
Longest Attempt	58 at South Carolina, 10/29/16
Game-Winning Field Goal	32 at South Carolina, 11/1/14
PATs	9 v. Missouri, 11/19/16
Kickoffs	10 (5x), last vs. Missouri, 11/19/16
Touchbacks	7 (2x), vs. Chattanooga, 10/11/14, vs. Missouri, 11/19/16

CAREER GAME-BY-GAME

2014 Opp.	FGs, PATs, Pts	Kickoffs, TB
Utah State	1-2 (41miss, 36G), 5-5, 8 pts	7-407-58.1
Ark. State	2-3 (20G, 35miss, 38 G), 4-4, 10 pts	0-0
at Oklahoma	1-1 (31G), 1-1, 4 pts	0-0
at Georgia	1-1 (46G), 3-3, 6 pts	5-289-57.8
Florida	3-3 (36G, 38G, 39G), 0-0, 9pts	4-248-62.0
Chattanooga	1-2 (25G, 42miss), 6-6, 9 pts	8-520-65.0, 7 TB
at Ole Miss	1-1 (27G), 0-0, 3 pts	2-126-63.0
Alabama	2-2 (27G, 24G), 2-2, 8 pts	4-237-59.2
at So. Carolina	1-3 (43WL, 45WL, 32G), 6-6, 9 pts	6-330-55.0
Kentucky	3-4 (38G, 21G, 48WR, 39G), 5-6, 14 pts	10-618-61.8, 3 TB
Missouri	2-2 (38G, 39 G) 1-1, 7 pts	4-238-59.5, 2 TB
at Vanderbilt	1-1 (36G) 3-3, 6 pts	5-288-57.6, 1 TB
vs. Iowa	1-1 (28G) 6-6, 9 pts	8-486-60.6, 2 TB

2015 Opp.	FGs, PATs, Pts	Kickoffs, TB
vs. B. Green	1-3 (42 WL, 29 WR, 26G), 8-8, 11 pts	10-621-62.1, 5 TB
Oklahoma	1-2 (19G, 48 WR), 3-3 PAT, 6 pts	4-260-65.0, 3 TB
W. Carolina	2-2 (20G, 31G), 7-7 PAT, 13 pts	10-593-59.3, 2 TB
at Florida	2-3 (34G, 37G, 55 ER) 3-3 PAT, 9 pts	6-381-63.5, 2 TB
Arkansas	2-3 (28 LU, 35G, 45G), 2-2 PAT, 8 pts	5-327-65.4, 3 TB
Georgia	1-1 (22 G), 5-5 PAT, 8 pts	7-432-61.7, 2 TB
at Alabama	0-3 (43 WR, 51 WL, 51 WL), 2-2 PAT 2 pts	3-195-65.0, 1 TB
at Kentucky	1-1 (44G), 7-7 PAT, 10 pts	9-532-59.1, 5 TB
So. Carolina	2-2 (44G, 27 G), 3-3 PAT, 9 pts	6-388-64.7, 4 TB
North Texas	1-1 (34G), 3-3 PAT, 6 pts	5-302-60.4, 2 TB
at Missouri	4-5 (34G, 22G, 44G, 31 WR, 30G), 1-1 PAT, 13 pts	6-336-56.0

Vanderbilt	3-3 (26G, 47G, 32G), 5-5 PAT, 14 pts	10-615-61.5, 3 TB
vs. Nwstern	1-2 (49WR, 35G), 6-6 PAT, 9 pts	8-528-60.0, 5 TB

2016 Opp.	FGs, PATs, Pts	Kickoffs, TB
App State	2-2 (23G, 39G), 2-2 PAT, 8 pts	4-256-64.0, 1 TB
vs. V Tech	1-2 (34G, 47WR), 6-6 PAT, 6 pts	8-516-64.5, 3 TB
Ohio	0-1 (55Short), 4-4 PAT, 4 pts	5-325-65.0, 5 TB
Florida	1-1 (28), 5-5 PAT, 8 pts	7-454-64.9, 5 TB, 1 OB
at Georgia	0-0, 4-4 PAT, 4 pts	5-303-60.6, 2 TB
at Texas A&M	1-1 (34G), 5-5 PAT, 8 pts	6-390-65.0, 6 TB
Alabama	1-1 (37G), 1-1 PAT, 4 pts	3-190-63.3, 1 TB, 1 OB
at S. Carolina	0-1 (58 Short), 3-3 PAT, 3 pts	4-265-66.2, 3 TB
Tenn. Tech	2-2 (19G, 42G), 6-6 PAT, 12 pts	9-584-64.9, 3 TB
Kentucky	0-0, 7-7 PAT, 7 pts	8-511-63.9, 4 TB
Missouri	0-1 (47WR), 9-9 PAT, 9 pts	10-645-64.5, 7 TB
at Vanderbilt	2-3 (41G, 25G, 37WR), 4-4 PAT, 10 pts	7-484-69.1, 2 TB
vs. Nebraska	1-1 (46G), 5-5 PAT, 8 pts	7-426-64.4, 3 TB

2017 Opp.	FGs, PATs, Pts	Kickoffs, TB
vs. Georgia Tech	0-0, 6-6 PAT, 6pts	5-322-64.4, 3 TB
Indiana State	0-0, 6-6 PAT, 6 pts	7-455-65.0, 5 TB
at Florida	1-2, (44WR, 27G) 2-2 PAT, 5 pts	5-321-64.2, 2 TB, 1 OB
UMass	1-1, (40G), 2-2 PAT, 5 pts	4-260-65.0, 4TB
Georgia	0-0, 0-0 PAT, 0 pts	1-65-65.0, 1 TB
South Carolina		DNP (illness)

ON THE TENNESSEE CHARTS

Field Goals Made - Career	
1. 71 Fuad Reveiz	1981-84
2. 61 Jeff Hall	1995-98
3. 59 James Wilhoit	2003-06
4. 54 Aaron Medley	2014-Pres.
5. 53 Alex Walls	1999-2002
6. 52 John Becksvoort	1991-94
7. 51 Daniel Lincoln	2007-10
8. 37 Michael Palardy	2010-13

Field Goals Made Percentage - Career	
1. .779 Alex Walls	1999-2002
2. .747 Fuad Reveiz	1981-84
3. .740 Michael Palardy	2010-13
4. .727 Greg Burke	1989-90
5. .7234 Carlos Reveiz	1984-86
6. .720 James Wilhoit	2003-06
7. .711 Aaron Medley	2014-Pres.

Total Scoring (Points) - Career	
1. 371 Jeff Hall (61 FG, 188 PAT)	1995-98
2. 336 Aaron Medley (54 FG, 174 PAT) 2014-Pres.	
3. 325 James Wilhoit (59 FG, 148 PAT)	2003-06
4. 317 John Becksvoort (53 FG, 161 PAT)	1991-94
5. 314 Fuad Reveiz (71 FG, 101 PAT)	1981-84

Kick Scoring - Season	
1. 118 Aaron Medley	2015
2. 115 Daniel Lincoln	2007
3. 107 Greg Burke	1990
4. 104 Jeff Hall	1998
5. 102 Aaron Medley	2014
102 Carlos Reveiz	1985

Field Goals Made - Season	
1. 27 Fuad Reveiz	1982
2. 24 Carlos Reveiz	1985
3. 21 Aaron Medley	2015
21 Daniel Lincoln	2007
4. 20 Fuad Reveiz	1984
20 Aaron Medley	2014

Field Goals Attempted - Season	
1. 31 Aaron Medley	2015
31 Fuad Reveiz	1982
3. 29 Greg Burke	1990
29 Daniel Lincoln	2007
29 Aaron Medley	2015
6. 28 Carlos Reveiz	1985
7. 26 Aaron Medley	2014

Field Goals Made by True Freshman - Season	
1. 21 Daniel Lincoln	2007
2. 20 Aaron Medley	2014

Field Goals Attempted by True Freshman - Season	
1. 29 Daniel Lincoln	2007
2. 26 Aaron Medley	2014
3. 25 James Wilhoit	2003
25 Jeff Hall	1998

#30 BRENT CIMAGLIA

PK, 6-1, 193, Fr., Franklin, Tenn.

- Appeared in his first game as UT's staring kicker vs. South Carolina, hitting all three of his field goals attampted (10/14)
- Made a 51-yard field goal with 2:58 left in the first half to cap a 12-play, 42-yard Vols drive and pull UT to within 6-3 of #24 Florida. It was Cimaglia's first-career field goal attempt and the 51-yarder was the longest made by a Vol since Michael Palardy hit a 51-yarder against Missouri on Nov. 2, 2013.

>> Full profile on Media Guide Page 84-86

CAREER STATS

Kick	GP/GS	FG	FGA	Pct.	PAT	Pts	19-29	30-39	40-49	50+	Lg
2017	3/3	4	7	57.14	0-0	12	2-2	1-1	0-2	1-2	51-UF
Totals	3/3	4	7	57.14	0-0	12	2-2	1-1	0-2	1-2	51-UF

CAREER HIGHS

Field Goals Made	3 vs. South Carolina, 10/14/17
Field Goals Attempted	3 (2x), vs. South Carolina, 10/14/17, at Florida, 9/16/17
Longest Field Goal	51 at Florida, 9/16/17
Longest Attempt	51, twice at Florida, 9/16/17

CAREER GAME-BY-GAME

#31 PARKER HENRY

H, 6-1, 187, R-Jr., Hendersonville, Tenn.

- 2016 CoSIDA Academic All-District
 - 2015 SEC Academic Honor Roll
 - Vols' primary placeholder in 2016
 - Joined Vols as a walk-on in 2015
- >> Full profile on Media Guide Page 65

CAREER STATS

Games Played/Started: 2016: 13/13
Games Played/Started: 2017: 5/5

#46 RILEY LOVINGOOD

LS, 6-0, 210, R-So., Hendersonville, Tenn.

- SEC Co-Special Teams Player of the Week for Week 5 (10/3)
 - Tennessee's starting long snapper for punts
- >> Full profile on Media Guide Page 80

CAREER STATS

Games Played/Started: 2016: 13/13
Games Played/Started: 2017: 6/6

#52 ELIJAH MEDFORD

LS, 5-9, 204, R-Jr., Burlington, N.C.

- Tennessee's starting short snapper for field goals and extra points
 - Joined team as a walk-on in spring of 2015
- >> Full profile on Media Guide Page 83

CAREER STATS

Games Played/Started: 2016: 13/0
Games Played/Started: 2017: 5/5

#93 TREVOR DANIEL

P, 6-1, 227, R-Sr., Dickson, Tenn.

- Ray Guy Punter of the Week (9/5/17)
- 2017 Ray Guy Award Watch List
- 2017 Preseason Coaches All-SEC Third Team
- 2017 SEC Media Days All-SEC Third Team
- 2017 Athlon Sports Preseason Third Team All-SEC
- 2017 Lindy's Sports Preseason Third Team All-SEC
- 2016 Ray Guy Award Watch List
- 2016 Athlon Sports Preseason Third Team All-SEC
- 2016 Lindy's Sports Preseason Third Team All-SEC
- 2015-16 Pro Football Focus Team of Bowl Season
- 2015 Ray Guy Award Watch List
- 2015 Burlsworth Award Candidate, presented to nation's most outstanding player who began career as walk-on
- His 45.7 career punting average ranks second among all active NCAA punters (also ranks second in the FBS and SEC)
- His 48.2 season average ranks third in the FBS and second in the SEC

2017

- Bombed a 72-yard punt in the fourth quarter of loss to South Carolina, the longest punt in a Tennessee regular-season game since 1990.
 - Had six punts for 314 yards (52.3 avg) with two pinned inside the 20 in loss to South Carolina (10/14)
 - Dropped four punts inside the 20 and two inside the 5 while booming four punts over 50 yards vs. UMass (9/23) for his best game average this season (48.9)
 - Punted six times in the season opener vs. Georgia Tech (9/4), including a career-long 70-yard punt to match his previous career-long set at South Carolina in 2016
- >> Full profile on Media Guide Page 57-58

CAREER STATS

Punting	GP/GS	No	Yds	Avg	TB	FC	I20	I10	50+	Blk	Long
2015	13/13	60	2742	45.7	9	15	25	15	22	0	61-3x
2016	13/13	70	3120	44.6	9	29	28	13	21	0	70-SC
2017	6/6	35	1686	48.2	4	7	15	6	17	0	72-SC
Totals	32/32	165	7548	45.7	22	51	68	33	60	0	72-SC

CAREER HIGHS

Punts	10 vs. Alabama, 10/15/16
Punting Yards	483 vs. Alabama, 10/15/16
Punting Average	52.3 vs. South Carolina, 10/14/17
Longest Punt	72 vs. South Carolina, 10/14/17

Punts of 50+ Yards	5 vs. Oklahoma, 9/12/15
Punts Inside 20	5 (2x) last vs. Georgia Tech, 9/4/17

2015 Opp.	Punting
vs. B. Green	3-141-47.0, 61 Lg, 1 I-20, 1 I-10, 1 50+
Oklahoma	9-450-50.0, 61 Lg, 3 I-20, 1 I-10, 5 50+
W. Carolina	4-171-42.8, 53 Lg, 4 I-20, 2 I-10, 1 50+
at Florida	6-306-51.3, 56 Lg, 2 I-20, 1 I-10, 4 50+
Arkansas	4-186-46.5, 49 Lg
Georgia	7-315-45.0, 56 Lg, 3 I-20, 3 50+
at Alabama	4-173-43.2, 53 Lg, 1 50+
at Kentucky	2-71-35.5, 43 Lg, 1 I-20
So. Carolina	5-221-44.2, 58 Lg, 1 I-20, 1 I-10, 2 50+
North Texas	4-156-39.0, 46 Lg, 4 I-20, 2 I-10
at Missouri	7-317-45.3, 61 Lg, 4 I-20, 3 I-10, 3 50+
Vanderbilt	1-42-42.0, 42 Lg
vs. Northwestern	4-191-47.8, 47 Lg, 2 I-20, 1 I-10, 2 50+

2016 Opp.	Punting
App State	6-295-49.2, 57 Lg, 3 I-20, 1 I-10, 2 50+
vs. Virginia Tech	6-255-42.5, 53 Lg, 2 I-20, 1 50+
Ohio	6-236-39.3, 51 Lg, 1 I-20, 1 50+
Florida	5-216-43.2, 53 Lg, 5 I-20, 4 I-10, 2 50+
at Georgia	6-215-35.8, 47 Lg, 2 I-20, 1 I-10
at Texas A&M	6-271-45.2, 66 Lg, 2 I-20, 1 I-10, 2 50+
Alabama	10-483-48.3, 60 Lg, 4 I-20, 1 I-10, 4 50+
at South Carolina	6-294-49.0, 70 Lg, 2 I-20, 2 I-10, 3 50+
Tenn. Tech	3-137, 45.7, 57 Lg, 1 I-20, 1 I-10, 1 50+
Kentucky	4-195, 48.8, 70 Lg, 2 I-20, 1 I-10, 2 50+
Missouri	4-185, 46.2, 51 Lg, 2 I-20, 1 50+
at Vanderbilt	2-78-39.0, 48 Lg, 1 I-20
vs. Nebraska	6-260-43.3, 54 Lg, 2 I-20, 2 I-10, 2 50+

2017 Opp.	Punting
vs. Georgia Tech	6-282-47.0, 70 Lg, 5 I-20, 1 I-10, 2 50+
Indiana State	4-191-47.8, 59 Lg, 3 I-20, 3 I-10, 2 50+
at Florida	3-135-45.0, 53 Lg, 1 50+
UMass	8-391-48.9, 56 Lg, 4 I-20, 2 I-10, 4 50+
Georgia	8-373-46.6, 56 Lg, 1 I-20, 4 50+
South Carolina	6-314-52.3, 72 Lg, 2 I-20, 4 50+

Punting Average - Season (min. 40 punts)

1.	46.9	Jimmy Colquitt	1982
2.	45.7	Trevor Daniel	2015
3.	45.3	Dustin Colquitt	2003
4.	45.0	Craig Colquitt	1977
5.	44.9	Britton Colquitt	2006
6.	44.6	Trevor Daniel	2016

Punting Average - Career

1.	45.7	Trevor Daniel (165/7548)	2015-Pres.
2.	43.9	Jimmy Colquitt (201/8816)	1981-84
3.	42.9	Michael Palardy (117/5024)	2010-13

GAME RECAPS



GAME 1

#25/24 Tennessee 42
Georgia Tech 41 2OT

Sept. 4 | Mercedes-Benz Stadium | Atlanta, Ga. | 8:05 p.m. | Attendance: 75,107

- Tennessee rallied back from 14-point deficit to take a thrilling 42-41 double-overtime win over Georgia Tech in the Chick-fil-A Kickoff Game at Mercedes-Benz Stadium.
- UT went into overtime for the second-consecutive season opener. Kelly punched in a touchdown from one yard out in the first overtime to match a one-yard touchdown run by Georgia Tech quarterback TaQuon Marshall and keep the game timed at 35-35. In the second overtime, Kelly punched in a score from two yards out to put the Vols up 42-35. Georgia Tech found the end zone with a 13-yard run by Marshall on its ensuing possession and decided to go for a two-point conversion. The UT defense came up with a huge stop to seal the 42-41 victory. UT redshirt sophomore defensive end Darrell Taylor forced an incomplete pass by Marshall on the conversion attempt.
- Making his first career start at quarterback, junior Quinten Dormady helped lead a second-half surge and completed 20 of 37 passes for 221 yards and two scores. He also had two rushes for 13 yards. Dormady was outstanding in the second half and overtime, going 12-for-17 169 yards and two touchdowns.
- Junior running back John Kelly led UT's ground attack, gaining 128 yards and four scores on 19 carries. His four rushing scores tied for the second-most in a game in UT history and the most by a Vol since James Stewart rushed for four scores at Georgia in 1994. Kelly also caught five passes for 35 yards.
- Sophomore receiver Marquez Callaway enjoyed a breakout game, catching four passes for 115 yards and two touchdowns. His 10-yard touchdown reception with 42 seconds left in the third quarter drew the Vols to within 21-14. With 11:49 on the clock in the fourth quarter, Callaway sprinted down the left sideline for a 50-yard touchdown catch.
- With 4:50 left in the game, redshirt junior defensive back Rashaan Gaulden forced a fumble that was recovered by junior safety Micah Abernathy at Tennessee's seven-yard line. The Vols then marched 93 yards down the field using a 40-yard catch by Callaway and two runs by Kelly for 27 yards and a touchdown to tie the game, 28-28.
- Redshirt senior defensive tackle Paul Bain blocked a 36-yard field goal attempt by Shawn Davis with time expiring to send the game into overtime.

	1	2	3	4	OT1	OT2	Final	Record
Tennessee	0	7	7	14	7	7	42	(1-0)
Georgia Tech	7	7	7	7	7	6	41	(0-1)

SCORING SUMMARY

1st Quarter			
00:06 GT - Marshall, T. 1 yd run (Davis, S. kick), 12-86 6:51	UT 0 - GT 7		
2nd Quarter			
08:11 UT - John Kelly 1 yd run (Aaron Medley kick), 8-46 2:30	UT 7 - GT 7		
01:11 GT - Benson, K. 1 yd run (Davis, S. kick), 16-75 7:00	UT 7 - GT 14		
3rd Quarter			
09:19 GT - Marshall, T. 1 yd run (Davis, S. kick), 11-80 5:36	UT 7 - GT 21		
00:42 UT - Marquez Callaway 10 yd pass from Quinten Dormady (Aaron Medley kick), 7-70 2:32	UT 14 - GT 21		
4th Quarter			
13:08 GT - Marshall, T. 6 yd run (Davis, S. kick), 7-75 2:34	UT 14 - GT 28		
11:49 UT - Marquez Callaway 50 yd pass from Quinten Dormady (Aaron Medley kick), 5-61 1:15	UT 21 - GT 28		
01:29 UT - John Kelly 11 yd run (Aaron Medley kick), 7-93 3:21	UT 28 - GT 28		
1st Overtime			
15:00 GT - Marshall, T. 1 yd run (Davis, S. kick), 5-25 0:00	UT 28 - GT 35		
15:00 UT - John Kelly 1 yd run (Aaron Medley kick), 3-25 0:00	UT 35 - GT 35		
2nd Overtime			
15:00 UT - John Kelly 2 yd run (Aaron Medley kick), 3-25 0:00	UT 42 - GT 35		
15:00 GT - Marshall, T. 13 yd run (Marshall, T. pass failed), 4-25 0:00	UT 42 - GT 41		

	UT	GT
SCORE	42	41
FIRST DOWNS	18	33
RUSHES-YARDS (NET)	22-148	86-535
PASSING YDS (NET)	221	120
Passes Att-Comp-Int	37-20-0	10-5-0
TOTAL OFFENSE PLAYS-YARDS	59-369	96-655
Fumble Returns-Yards	0-0	0-0
Punt Returns-Yards	0-0	2-7
Kickoff Returns-Yards	4-109	2-30
Interception Returns-Yards	0-0	0-0
Punts (Number-Avg)	6-47.0	3-46.0
Fumbles-Lost	0-0	3-2
Penalties-Yards	2-20	4-37
Possession Time	18:33	41:27
Third-Down Conversions	5 of 12	13 of 18
Fourth-Down Conversions	0 of 1	0 of 0
Red-Zone Scores-Chances	5-5	6-7
Sacks By: Number-Yards	0-0	0-0

RUSHING: Tennessee-John Kelly 19-128; Quinten Dormady 2-13; Ty Chandler 1-7. **Georgia Tech**-Marshall, T. 44-249; Benson, K. 26-124; Cottrell, N. 6-79; Green, J. 1-36; Searcy, Q. 6-34; Weimerskirch, Q. 2-10; Jordan, M. 1-3.
PASSING: Tennessee-Quinten Dormady 20-37 0-221. **Georgia Tech**-Marshall, T. 5-9 0-120; Jordan, M. 0-1 0-0.
RECEIVING: Tennessee-John Kelly 5-35; Marquez Callaway 4-115; Ethan Wolf 4-33; Jauan Jennings 3-17; Brandon Johnson 3-14; Josh Palmer 1-7. **Georgia Tech**-Jeune, R. 2-55; Stewart, B. 2-23; Searcy, Q. 1-42.



GAME 2

#25/21 Tennessee 42
Indiana State 7

Sept. 9 | Neyland Stadium | Knoxville, Tenn. | 4:01 p.m. | Attendance: 99,015

- Tennessee opened the game with a bang as true freshman running back Ty Chandler returned the opening kickoff 91 yards for a score, giving the Vols a quick, 7-0 lead. Chandler's 91-yard touchdown run marked the first time a Vol had returned the game's opening kickoff for a score since Evan Berry had a 96-yard return against Arkansas on Oct. 3, 2015. Chandler is the first UT true freshman with a kickoff return touchdown since Leonard Scott took one 100 yards against Georgia in 1999. Chandler's score marked the 11th kick or punt return for a touchdown in the Butch Jones era.
- UT junior quarterback Quinten Dormady connected on 13 of 18 passes for 194 yards and two touchdowns. Junior running back John Kelly racked up 140 yards of total offense, rushing for 80 yards on 18 carries and totaling 60 receiving yards on five catches. Sophomore running back Carlin Fils-aime rushed for 41 yards and two touchdowns on three carries.
- UT sophomore quarterback Jarrett Guarantano made his collegiate debut, going 4-for-12 for 41 yards and one touchdown.
- The Vols' defense limited Indiana State to just 215 yards of total offense and the Sycamores were 0-of-11 on third-down conversion attempts.
- Tennessee led 28-0 at the half. After Chandler's 91-yard score on the opening kickoff, Fils-aime rushed for a four-yard score and a 30-yard score. Dormady capped UT's first-half scoring with a 19-yard touchdown pass to Brandon Johnson, marking the first touchdown of the sophomore wideout's career.
- Indiana State scored its lone touchdown at the 10:07 mark of the third quarter as Cade Sparks connected with tight end Jaquet McClendon for a 19-yard touchdown.
- UT added a pair of second-half scores. Dormady found sophomore Marquez Callaway for 37-yard touchdown with 2:12 left in the third. Guarantano hit redshirt junior Jeff George in the end zone for an 11-yard score with 56 seconds left in the game.
- Freshman defensive end Deandre Johnson logged Tennessee's first sack of the year in the fourth quarter when he brought down ISU's Isaac Harker on a 10-yard strip sack.

	1	2	3	4	Final	Record
Indiana State	0	0	7	0	7	(0-2)
Tennessee	14	14	7	7	42	(2-0)

SCORING SUMMARY

1st Quarter			
14:46 UT - Ty Chandler 91 yd kickoff return (Aaron Medley kick)	INS 0 - UT 7		
02:49 UT - Carlin Fils-Aime 4 yd run (Aaron Medley kick), 11-81 4:57	INS 0 - UT 14		
2nd Quarter			
09:03 UT - Carlin Fils-Aime 30 yd run (Aaron Medley kick), 5-60 1:37	INS 0 - UT 21		
00:53 UT - Brandon Johnson 19 yd pass from Quinten Dormady (Aaron Medley kick), 4-36 0:48,	INS 0 - UT 28		
3rd Quarter			
10:07 INS - McClendon, J. 23 yd pass from Sparks, C. (Nunez, J. kick), 4-33 1:55,	INS 7 - UT 28		
02:12 UT - Marquez Callaway 37 yd pass from Quinten Dormady (Aaron Medley kick), 4-50 1:44,	INS 7 - UT 35		
4th Quarter			
00:56 UT - Jeff George 11 yd pass from Jarrett Guarantano (Aaron Medley kick), 12-66 5:15,	INS 7 - UT 42		

	INS	UT
SCORE	7	42
FIRST DOWNS	13	24
RUSHES-YARDS (NET)	38-122	37-160
PASSING YDS (NET)	93	235
Passes Att-Comp-Int	19-9-0	30-17-1
TOTAL OFFENSE PLAYS-YARDS	57-215	67-395
Fumble Returns-Yards	0-0	0-0
Punt Returns-Yards	1-8	4-53
Kickoff Returns-Yards	2-40	2-104
Interception Returns-Yards	1-4	0-0
Punts (Number-Avg)	8-44.8	4-47.8
Fumbles-Lost	1-0	2-1
Penalties-Yards	5-45	6-53
Possession Time	30:53	29:07
Third-Down Conversions	0 of 11	7 of 13
Fourth-Down Conversions	1 of 2	0 of 0
Red-Zone Scores-Chances	0-0	3-4
Sacks By: Number-Yards	1-7	1-10

RUSHING: Indiana State-Booker, L. 15-76; Keys, J. 10-30; Pugh, B. 5-24; Sparks, C. 2-3; Morgan, R. 2-3; McClendon, J. 1-2; McCoy, T. 2-minus 6; Harker, I. 1-minus 10. **Tennessee**-John Kelly 18-80; Carlin Fils-Aime 3-41; Tim Jordan 4-22; Ty Chandler 4-14; Trey Coleman 4-9; Jarrett Guarantano 2-6; Quinten Dormady 2-minus 12.

PASSING: Indiana State-Sparks, C. 8-17 0-70; Harker, I. 1-2 0-23. **Tennessee**-Quinten Dormady 13-18 1-194; Jarrett Guarantano 4-12 0-41.

RECEIVING: Indiana State-McClendon, J. 6-63; Keys, J. 1-13; Booker, L. 1-10; Thomas, M. 1-7.

Tennessee-John Kelly 5-60; Brandon Johnson 4-50; Jeff George 2-28; Marquez Callaway 1-37; Josh Palmer 1-18; Eli Wolf 1-17; Jakob Johnson 1-13; Tim Jordan 1-9; Trey Coleman 1-3.

GAME RECAPS



GAME 3

#23 Tennessee 20
#24/25 Florida 26

Sept. 16 | Ben Hill Griffin Stadium | Gainesville, Fla. | 3:40 p.m. | Attendance: 87,736

- Down 10 points with 5:13 remaining in the fourth quarter, Tennessee rallied with a 28-yard touchdown pass from Quinten Dormady to Ethan Wolf and a 27-yard field goal by Aaron Medley to tie the game at 20-20 with 50 seconds remaining. Florida quarterback Feleipe Franks threw a 63-yard touchdown pass to Tyrie Cleveland with time expiring to give the Gators a 26-20 win.
- Tennessee junior running back John Kelly led Tennessee's comeback charge, finishing with 19 carries for 141 yards and one touchdown and six receptions for 96 yards. Kelly shined in the second half, rushing 11 times for 96 yards and score and making four catches for 84 yards in the game's final 30 minutes.
- The Vols trailed at halftime, 6-3. Tennessee's defense forced three turnovers in the second half to help the Vols rally late.
- On Florida's first possession of the second half, UT sophomore safety Nigel Warrior forced a fumble by UF running back Lamical Perine and redshirt sophomore defensive end Darrell Taylor recovered the ball at Florida's 49-yard line.
- With 10:45 left in the fourth quarter, senior cornerback Justin Martin chased down Florida running back Malik Davis after a 72-yard run and punched the ball out before Davis entered the end zone. The play resulted in a touchback and possession for the Vols as the ball rolled out of the back of the end zone.
- With the Vols down, 20-17, redshirt junior defensive back Rashaan Gauden intercepted a pass by Feleipe Franks at the UF 40-yard line with 3:57 left in the game. Tennessee's offense marched 31 yards in eight plays and tied the game with a 27-yard field goal by Aaron Medley.
- UT junior quarterback Quinten Dormady finished 21-for-39 for 259 yards, one touchdown and three interceptions.
- Gauden led the Vols defense with 10 tackles (five solo). Jonathan Kongbo, Quart'e Sapp and Micah Abernathy had seven tackles each in the loss.
- Taylor and senior linebacker Colton Jumper each recorded the first sacks of their careers in the first half. Jumper's sack was the first by a Tennessee linebacker since Darrin Kirkland Jr.'s sack against Virginia Tech on Sept. 10, 2016.

	1	2	3	4	Final	Record
Tennessee	0	3	0	17	20	(2-1)
Florida	3	3	0	20	26	(1-1)

SCORING SUMMARY

1st Quarter			
07:39 UF - Pineiro, E. 27 yd field goal, 15-65 7:21	UT 0 - UF 3		
2nd Quarter			
08:11 UF - Pineiro, E. 41 yd field goal, 7-32 3:46	UT 0 - UF 6		
02:58 UT - Brent Cimaglia 51 yd field goal, 12-42 5:13	UT 3 - UF 6		
3rd Quarter			
--			
4th Quarter			
14:23 UF - Henderson, C. 16 yd interception return (Pineiro, E. kick)	UT 3 - UF 13		
08:36 UT - John Kelly 34 yd run (Aaron Medley kick), 5-80 2:09	UT 10 - UF 13		
05:13 UF - Powell, B. 5 yd pass from Franks, F. (Pineiro, E. kick), 7-44 3:23	UT 10 - UF 20		
04:43 UT - Ethan Wolf 28 yd pass from Quinten Dormady (Aaron Medley kick), 2-75 0:30	UT 17 - UF 20		
00:50 UT - Aaron Medley 27 yd field goal, 8-31 3:07	UT 20 - UF 20		
00:00 UF - Cleveland, T. 63 yd pass from Franks, F., 4-75 0:50	UT 20 - UF 26		

	UT	UF
SCORE	7	42
FIRST DOWNS	23	14
RUSHES-YARDS (NET)	33-183	29-168
PASSING YDS (NET)	259	212
Passes Att-Comp-Int	39-21-3	28-18-1
TOTAL OFFENSE PLAYS-YARDS	72-442	57-380
Fumble Returns-Yards	0-0	0-0
Punt Returns-Yards	1-29	2-14
Kickoff Returns-Yards	0-0	2-63
Interception Returns-Yards	1-0	3-20
Punts (Number-Avg)	3-45.0	5-44.8
Fumbles-Lost	0-0	2-2
Penalties-Yards	7-54	8-38
Possession Time	32:45	27:15
Third-Down Conversions	6 of 16	7 of 14
Fourth-Down Conversions	0 of 0	0 of 0
Red-Zone Scores-Chances	1-3	2-2
Sacks By: Number-Yards	2-24	1-6

RUSHING: Tennessee-John Kelly 19-141; Ty Chandler 7-30; Carlin Fils-Aime 3-11; Quinten Dormady 4-1. Florida-Davis, M. 4-94; Perine, L. 11-55; Thompson, M. 7-30; Toney, K. 1-5; Franks, F. 6-minus 16.
PASSING: Tennessee-Quinten Dormady 21-39-3-259. Florida-Franks, F. 18-28-1-212.
RECEIVING: Tennessee-John Kelly 6-96; Brandon Johnson 4-18; Marquez Callaway 3-46; Ethan Wolf 3-37; Ty Chandler 2-31; Josh Palmer 1-11; Austin Pope 1-10; Josh Smith 1-10.
Florida-Cleveland, T. 5-93; Toney, K. 4-40; Powell, B. 3-40; Hammond, J. 3-22; Stephens, M. 1-10; Thompson, M. 1-4; Lewis, C. 1-3.



GAME 4

Massachusetts 13
Tennessee 17

Sept. 23 | Neyland Stadium | Knoxville, Tenn. | 12:01 p.m. | Attendance: 95,324

- Tennessee junior running back John Kelly rushed for 101 yards and junior quarterback Quinten Dormady threw for 187 yards as Tennessee held on to defeat UMass, 17-13.
- The Vols got on the board first when Kelly scored his sixth touchdown of the season with a 12-yard run, which was set up by a 66-yard pass—Tennessee's longest play from scrimmage this season—from Dormady to sophomore receiver Brandon Johnson. Kelly's score gave the Vols a 7-0 lead in the second quarter.
- UMass responded in the second quarter, pulling to within 7-6 when quarterback Ross Comis ran it in from five yards out to cap a five-play, 75-yard drive. The Minutemen missed the ensuing PAT to keep the Vols on top.
- With 25 seconds remaining in the first half, Dormady hit sophomore receiver Tyler Byrd for an eight-yard touchdown pass in the back corner of the end zone, giving the Vols a 14-6 halftime lead.
- After an Aaron Medley 40-yard field goal midway through the third quarter, UMass took its second drive of the second half 75 yards down the field, finishing with a 13-yard touchdown pass from Andrew Ford to Sadiq Palmer to cut the Vols lead to 17-13.
- Kelly, who rushed for 80 yards in the first half, recorded his third 100-yard rushing game of the season with 101 yards and one touchdown on 25 carries.
- Dormady finished 17-for-27 for 187 yards and one touchdown to earn his third win as UT's starting quarterback.
- Johnson posted career highs with seven receptions for 123 yards.
- Tennessee's defense buckled down and held on to preserve the Vols' perfect home record, holding the Minutemen to just 281 yards of total offense. UMass finished 3-for-14 on third-down conversion attempts and failed to convert on fourth-down.
- Tennessee also had seven sacks, 12 TFLs and broke up six passes. The Vols' seven sacks were their most since recording seven against Vanderbilt on Nov. 22, 2008. UT's top tackler on the day was Quart'e Sapp, who recorded nine stops. Linebacker Colton Jumper logged 3.5 TFLs, including 2.5 sacks.
- Redshirt senior punter Trevor Daniel finished the game with eight punts for 391 yards, marking his best average in four games this season (48.9 average). In the first quarter, he kicked a 56-yard punt that pinned UMass at its own 3. His next punt for 53 yards pinned the Minutemen at their own 2.

	1	2	3	4	Final	Record
Massachusetts	0	6	7	0	13	(0-5)
Tennessee	0	14	3	0	17	(3-1)

SCORING SUMMARY

1st Quarter			
--			
2nd Quarter			
2nd 04:33 UT - John Kelly 12 yd run (Aaron Medley kick), 4-80 1:44	UMASS 0 - UT 7		
02:57 UMMASS - Ross Comis 5 yd run (Michael Schreiner kick failed), 5-75 1:36	UMASS 6 - UT 7		
00:25 UT - Tyler Byrd 8 yd pass from Quinten Dormady (Aaron Medley kick), 9-75 2:32	UMASS 6 - UT 14		
3rd Quarter			
07:32 UT - Aaron Medley 40 yd field goal, 6-18 1:31	UMASS 6 - UT 17		
02:51 UMMASS - Sadiq Palmer 13 yd pass from Andrew Ford (Logan Laurent kick), 10-75 4:41	UMASS 13, UT 17		
4th Quarter			
--			

	UMASS	UT
SCORE	7	42
FIRST DOWNS	14	18
RUSHES-YARDS (NET)	37-144	39-135
PASSING YDS (NET)	137	184
Passes Att-Comp-Int	22-13-0	32-19-0
TOTAL OFFENSE PLAYS-YARDS	59-281	71-319
Fumble Returns-Yards	0-0	0-0
Punt Returns-Yards	3-17	3-27
Kickoff Returns-Yards	0-0	1-10
Interception Returns-Yards	0-0	0-0
Punts (Number-Avg)	10-40.4	8-48.9
Fumbles-Lost	1-0	2-1
Penalties-Yards	7-43	5-51
Possession Time	30:28	29:32
Third-Down Conversions	3 of 14	7 of 18
Fourth-Down Conversions	0 of 1	0 of 0
Red-Zone Scores-Chances	2-2	2-3
Sacks By: Number-Yards	0-0	7-32

RUSHING: UMMASS-Marquis Young 14-76; Bilal Ally 10-49; Andy Isabella 2-44; TEAM 1-minus 2; Ross Comis 5-minus 5; Andrew Ford 5-minus 18. Tennessee-John Kelly 25-101; Tyler Byrd 1-15; Ty Chandler 5-13; Carlin Fils-Aime 2-6; Jarrett Guarantano 3-4; Quinten Dormady 1-2; TEAM 2-minus 6.
PASSING: UMMASS-Andrew Ford 11-17-0-129; Ross Comis 2-5-0-8. Tennessee-Quinten Dormady 17-27-0-187; Jarrett Guarantano 2-5-0-minus 3.
RECEIVING: UMMASS-Andy Isabella 3-46; Sadiq Palmer 3-43; Marquis Young 2-20; Jacoby Herring 1-14; Jyvon Brown 1-7; Travis Reynolds 1-5; Jessie Britt 1-3; Kyle Horn 1-minus 1. Tennessee-Brandon Johnson 7-123; Tyler Byrd 2-21; Ethan Wolf 2-17; Josh Smith 2-10; John Kelly 2-minus 9; Ty Chandler 1-11; Josh Palmer 1-6; Jeff George 1-6; Austin Pope 1-minus 1.

GAME RECAPS



GAME 5 #7/8 Georgia Tennessee

 41
0

Sept. 30 | Neyland Stadium | Knoxville, Tenn. | 3:39 p.m. | Attendance: 102,455

- Tennessee committed four costly turnovers and Georgia rumbled for 294 rushing yards as the Vols fell to the Bulldogs, 41-0, before a sold-out crowd at Neyland Stadium.
- Tennessee junior running back John Kelly led the Vols offensively with 44 rushing yards on 16 carries and 47 receiving yards on four catches. Georgia limited UT to just 142 yards of offense and seven first downs.
- On the first play from scrimmage, Georgia DB Tyrique McGhee intercepted a pass from Quinten Dormady near the right sideline. The UT defense held UGA to a 38-yard field goal by Rodrigo Blankenship.
- Georgia's lead grew to 10-0 with 6:10 left in the first quarter when Jake Fromm hit Javon Wims for a 12-yard touchdown pass.
- Fromm ran for a pair of touchdowns in the second quarter to give UGA a 24-0 advantage at halftime.
- UT's best offensive play of the day came in the third quarter but ended in a turnover. Dormady found Kelly for a short pass that Kelly took 44 yards down the field, fighting through tacklers before he fumbled at the UGA 33.
- Georgia running back Sony Michel ran for a 21-yard touchdown with 1:04 left in the third. In the fourth quarter, Brian Herrian punched in a one-yard touchdown and backup UGA kicker David Martin booted a 19-yard field goal.
- Tennessee's lead in its all-time series against Georgia is now 23-22-2. The loss was UT's first against Georgia since 2014 when the Bulldogs edged the Vols, 35-32 in Athens, Ga.
- With 14:57 on the clock in the second quarter, Justin Martin intercepted a pass from Fromm at the UGA 27. The pick was the first of Martin's career and the second of the season for the Vols.
- Quart'e Sapp led Tennessee with 10 tackles in the loss. Kendal Vickers and Colton Jumper each recorded one sack.

	1	2	3	4	Final	Record
Georgia	10	14	7	10	41	(5-0, 2-0)
Tennessee	0	0	0	0	0	(3-2, 0-2)

SCORING SUMMARY

1st Quarter

1st 13:37 UGA - Blankenship, R. 38 yd field goal, 4-7 1:19 UGA 3 - UT 0
 1st 06:10 UGA - Wims, J. 12 yd pass from Fromm, J. (Blankenship, R. kick) 7-54 2:41 UGA 10 - UT 0

2nd Quarter

2nd 07:13 UGA - Fromm, J. 9 yd run (Blankenship, R. kick), 11-87 3:39 UGA 17 - UT 0
 2nd 04:14 UGA - Fromm, J. 4 yd run (Blankenship, R. kick), 5-26 2:46 UGA 24 - UT 0

3rd Quarter

3rd 01:04 UGA - Michel, S. 21 yd run (Blankenship, R. kick), 6-55 3:04 UGA 31 - UT 0

4th Quarter

4th 12:00 UGA - Herrian, B. 1 yd run (Blankenship, R. kick), 6-26 2:41 UGA 38 - UT 0
 4th 05:34 UGA - Marvin, D. 19 yd field goal, 6-37 3:13 UGA 41 - UT 0

	UGA	UT
SCORE	41	0
FIRST DOWNS	20	7
RUSHES-YARDS (NET)	55-294	29-62
PASSING YDS (NET)	84	80
Passes Att-Comp-Int	17-7-1	23-11-2
TOTAL OFFENSE PLAYS-YARDS	72-378	52-142
Fumble Returns-Yards	0-0	0-0
Punt Returns-Yards	5-49	0-0
Kickoff Returns-Yards	0-0	3-60
Interception Returns-Yards	2-34	1-0
Punts (Number-Avg)	5-35.2	9-41.4
Fumbles-Lost	3-0	2-2
Penalties-Yards	6-65	5-26
Possession Time	34:59	25:01
Third-Down Conversions	9 of 16	1 of 12
Fourth-Down Conversions	0 of 0	0 of 1
Red-Zone Scores-Chances	6-6	0-0
Sacks By: Number-Yards	3-17	2-13

RUSHING: Georgia-Chubb, N. 16-109; Michel, S. 11-64; Holyfield, E. 7-51; Swift, D. 5-36; Herrian, B. 6-20; Fromm, J. 7-20; Hardman, M. 1-minus 2; TEAM 2-minus 4. **Tennessee**-John Kelly 16-44; Carlin Fils-Aime 3-16; Ty Chandler 2-7; Tim Jordan 1-7; Jarrett Guarantano 5-minus 4; TEAM 1-minus 4; Quinten Dormady 1-minus 4.

PASSING: Georgia-Fromm, J. 7-15-1-84; Eason, J. 0-1-0-0; Swift, D. 0-1-0-0. **Tennessee**-Quinten Dormady 5-16-2-64; Jarrett Guarantano 6-7-0-16.

RECEIVING: Georgia-Wims, J. 3-33; Godwin, T. 2-43; Swift, D. 1-5; Nauta, I. 1-3. **Tennessee**-John Kelly 4-47; Ty Chandler 3-15; Josh Palmer 1-9; Jeff George 1-7; Ethan Wolf 1-3; Tim Jordan 1-minus 1.



GAME 6 South Carolina Tennessee

 15
9

Oct. 14 | Neyland Stadium | Knoxville, Tenn. | 12:02 p.m. | Attendance: 98,104

- Despite a strong showing from its defense and a late fourth-quarter drive with a chance to win the game with time expiring, Tennessee came up short in a 15-9 loss to South Carolina at Neyland Stadium.
- Making his first career start, redshirt freshman quarterback Jarrett Guarantano finished 11-for-18 for 133 yards and rushed 17 times for -2 yards. Junior running back John Kelly gained 58 yards on 16 carries and also had two catches for 21 yards. Sophomore receiver Brandon Johnson caught three passes for 54 yards.
- The Vols enjoyed a fast start, racking up 133 yards of total offense in the first quarter, which was UT's most in a first quarter since posting 167 yards against Kentucky on Nov. 12, 2016.
- Tennessee had a 6-0 lead after the opening quarter as freshman placekicker Brent Cimaglia made field goals from 29 yards and 33 yards.
- After South Carolina kicker Parker White made a 47-yard field goal with 10:31 left in the second quarter, Cimaglia hit a 24-yarder with 33 seconds left in the half to push UT's lead to 9-3 at the break. Tennessee had 178 yards of total offense in the first half, including 124 rushing yards, which was the most by UT in a first half this season.
- The Gamecocks knotted the game at 9-9 with 1:02 left in the third quarter when A.J. Turner ran for a 20-yard touchdown. South Carolina did not convert the extra point as holder Danny Gordon mishandled the snap and threw the ball away with pressure bearing down on him.
- White made a 21-yard field goal with 5:17 left in the game to give South Carolina the lead and followed with a 36-yarder with 1:13 remaining to push the Gamecocks' lead to 15-9.
- Guarantano and the Tennessee offense took over with 1:13 remaining and drove the ball 73 yards down the field on a drive highlighted by a 39-yard pass to Brandon Johnson that put UT on the SC 22 and a defensive pass interference call in the left corner of the end zone that set up 1st-and-goal from the SC 2 with seconds remaining. With one second left, Guarantano zipped a pass that went through Johnson's hands in the right side of the end zone.

	1	2	3	4	Final	Record
South Carolina	0	3	6	6	15	(5-2, 3-2)
Tennessee	6	3	0	0	9	(3-3, 0-3)

SCORING SUMMARY

1st Quarter

1st 10:26 UT - Brent Cimaglia 29 yd field goal, 7-46 3:33 SC 0 - UT 3
 1st 01:36 UT - Brent Cimaglia 33 yd field goal, 14-80 6:32 SC 0 - UT 6

2nd Quarter

2nd 10:31 SC - White, P. 47 yd field goal, 6-30 3:06 SC 3 - UT 6
 2nd 00:33 UT - Brent Cimaglia 24 yd field goal, 11-51 4:41 SC 3 - UT 9

3rd Quarter

3rd 01:02 SC - Turner, A. 20 yd run (TEAM kick failed), 12-95 6:28 SC 9 - UT 9

4th Quarter

4th 05:17 SC - White, P. 21 yd field goal, 16-72 9:10 SC 12 - UT 9
 4th 01:13 SC - White, P. 36 yd field goal, 8-28 3:12 SC 15 - UT 9

	SC	UT
SCORE	15	9
FIRST DOWNS	19	16
RUSHES-YARDS (NET)	40-194	39-120
PASSING YDS (NET)	129	133
Passes Att-Comp-Int	24-15-0	19-11-0
TOTAL OFFENSE PLAYS-YARDS	64-323	58-253
Fumble Returns-Yards	0-0	0-0
Punt Returns-Yards	4-49	1-10
Kickoff Returns-Yards	1-24	1-21
Interception Returns-Yards	0-0	0-0
Punts (Number-Avg)	4-40.0	6-52.3
Fumbles-Lost	0-0	2-0
Penalties-Yards	8-59	7-40
Possession Time	32:42	27:18
Third-Down Conversions	5 of 13	3 of 13
Fourth-Down Conversions	0 of 1	0 of 0
Red-Zone Scores-Chances	3-3	3-4
Sacks By: Number-Yards	7-46	1-6

RUSHING: South Carolina-Turner, A. 14-86; Williams, T. 11-47; Bentley, J. 6-24; Dowdle, R. 4-19; Denson, M. 4-14; Hurst, H. 1-4. **Tennessee**-John Kelly 16-58; Ty Chandler 4-45; Quinten Dormady 1-13; Josh Palmer 1-6; Jarrett Guarantano 17-minus 2.

PASSING: South Carolina-Bentley, J. 15-24-0-129. **Tennessee**-Jarrett Guarantano 11-18-0-133; Josh Smith 0-1-0-0.

RECEIVING: South Carolina-Edwards, B. 6-63; Smith, O. 3-40; August, J. 2-9; Terrell, C. 1-9; Smith, S. 1-4; Pollard, K. 1-4; Turner, A. 1-0.

Tennessee-Marquez Callaway 4-37; Brandon Johnson 3-54; John Kelly 2-21; Ty Chandler 1-11; Josh Smith 1-10.

2017 STATISTICS

OVERALL: 3-3

SEC: 0-3

HOME: 2-2

AWAY: 0-1

NEUTRAL: 1-0

SCHEDULE & RESULTS

Date	UT (rank)	Opponent (rank)	TV	Site	Time/Result	Attend.	Top Rusher	Top Passer	Top Receiver	Top Tackler
Sept. 4	#25/24	vs. Georgia Tech	ESPN	Atlanta	W, 42-41 (2OT)	75,107	John Kelly (19-128-4)	Q. Dormady (20-37-221-2)	Marquez Callaway (4-115-2)	D. Bituli (23)
Sept. 9	#25/21	Indiana State	SECN	Knoxville	W, 42-7	99,015	John Kelly (18-80)	Q. Dormady (13-18-194-2)	J. Kelly (5-60)	C. McDowell (8)
Sept. 16	#23/23	at #24/25 Florida*	CBS	Gainesville	L, 26-20	87,736	John Kelly (19-145-1)	Q. Dormady (21-39-259-1)	J. Kelly (6-96)	R. Gaulden (10)
Sept. 23	RV/RV	UMass	SECN	Knoxville	W, 17-13	95,324	John Kelly (25-101-1)	Q. Dormady (17-27-187-1)	B. Johnson (7-123)	Q. Sapp (9)
Sept. 30	RV/RV	#7/8 Georgia*	CBS	Knoxville	L, 41-0	102,455	John Kelly (16-44)	Q. Dormady (5-16-64)	J. Kelly (4-47)	Q. Sapp (10)
Oct. 14	--/--	--/RV South Carolina*	ESPN	Knoxville	L, 15-9	98,104	John Kelly (16-58)	J. Guarantano (11-18-133)	B. Johnson (3-54)	R. Gaulden (10)
Oct. 21		at #1/1 Alabama*	CBS	Tuscaloosa	3:30 p.m. ET					
Oct. 28		at Kentucky*	SECN	Lexington	7:30 p.m. ET					
Nov. 4		Southern Miss (HC)	TBA	Knoxville	TBA					
Nov. 11		at Missouri*	TBA	Columbia	TBA					
Nov. 18		LSU*	TBA	Knoxville	TBA					
Nov. 25		Vanderbilt*	TBA	Knoxville	TBA					

*Rankings listed (AP/USA Today/CFB Ranking) HC-Homecoming *-SEC Game***TEAM STATISTICS**

	UT	OPP
SCORING	130	143
Points Per Game	21.7	23.8
Points Off Turnovers	24	24
FIRST DOWNS	106	113
Rushing	43	71
Passing	50	38
Penalty	13	4
RUSHING YARDAGE	808	1457
Yards gained rushing	946	1598
Yards lost rushing	138	141
Rushing Attempts	199	285
Average Per Rush	4.1	5.1
Average Per Game	134.7	242.8
TDs Rushing	8	12
PASSING YARDAGE	1112	775
Comp-Att-Int	99-180-6	67-120-2
Average Per Pass	6.2	6.5
Average Per Catch	11.2	11.6
Average Per Game	185.3	129.2
TDs Passing	7	5
TOTAL OFFENSE	1920	2232
Total Plays	379	405
Average Per Play	5.1	5.5
Average Per Game	320.0	372.0
KICK RETURNS: #-Yards	11-304	7-157
PUNT RETURNS: #-Yards	9-119	17-144
INT RETURNS: #-Yards	2-0	6-58
KICK RETURN AVERAGE	27.6	22.4
PUNT RETURN AVERAGE	13.2	8.5
INT RETURN AVERAGE	0.0	9.7
FUMBLES-LOST	8-4	10-4
PENALTIES-Yards	32-244	38-287
Average Per Game	40.7	47.8
PUNTS-Yards	36-1686	35-1460
Average Per Punt	46.8	41.7
Net punt average	40.6	37.2
KICKOFFS-Yards	26-1683	28-1660
Average Per Kick	64.7	59.3
Net kick average	41.4	34.1
TIME OF POSSESSION/Game	27:03	32:57
3RD-DOWN Conversions	29/84	37/86
3rd-Down Pct	35%	43%
4TH-DOWN Conversions	0/2	1/4
4th-Down Pct	0%	25%
SACKS BY-Yards	13-85	12-76
MISC YARDS	0	0
TOUCHDOWNS SCORED	16	18
FIELD GOALS-ATTEMPTS	6-10	7-10
ON-SIDE KICKS	0-0	0-0
RED-ZONE SCORES	(14-19) 74%	(19-20) 95%
RED-ZONE TOUCHDOWNS	(10-19) 53%	(14-20) 70%
PAT-ATTEMPTS	(16-16) 100%	(14-16) 88%
ATTENDANCE	394898	87736
Games/Avg Per Game	4/98724	1/87736
Neutral Site Games		1/75107

SCORE BY QUARTERS

	1st	2nd	3rd	4th	OT	Total
Tennessee	20	41	17	38	14	130
Opponents	20	33	34	43	13	143

RUSHING

Name	GP	Att	Gain	Loss	Net	Avg	TD	Long	Avg/G
John Kelly	6	113	583	31	552	4.9	6	38	92.0
Ty Chandler	6	23	120	4	116	5.0	0	30	19.3
Carlin Fils-Aime	5	11	74	0	74	6.7	2	30	14.8
Tim Jordan	6	5	29	0	29	5.8	0	10	4.8
Tyler Byrd	5	1	15	0	15	15.0	0	15	3.0
Quinten Dormady	6	11	36	23	13	1.2	0	13	2.2
Trey Coleman	1	4	10	1	9	2.2	0	5	9.0
Josh Palmer	6	1	6	0	6	6.0	0	6	1.0
Jarrett Guarantano	4	27	73	69	4	0.1	0	12	1.0
TEAM 5	3	0	10	-10	-3.3	0	0	-2.0	
Total	6	199	946	138	808	4.1	8	38	134.7
Opponents	6	285	1598	141	1457	5.1	12	72	242.8

PASSING

Name	GP	Effic	Comp-Att-Int	Pct	Yds	TD	Lng	Avg/G
Quinten Dormady	6	117.88	76-137-6	55.5	925	6	66	154.2
Jarrett Guarantano	4	100.02	23-42-0	54.8	187	1	39	46.8
Josh Smith	4	0.00	0-1-0	0.0	0	0	0	0.0
Total	6	113.06	99-180-6	55.0	1112	7	66	185.3
Opponents	6	120.50	67-120-2	55.8	775	5	63	129.2

RECEIVING

Name	GP	Rec	Yds	Avg	TD	Long	Avg/G
John Kelly	6	24	250	10.4	0	52	41.7
Brandon Johnson	6	21	259	12.3	1	66	43.2
Marquez Callaway	6	12	235	19.6	3	50	39.2
Ethan Wolf	6	10	90	9.0	1	28	15.0
Ty Chandler	6	7	68	9.7	0	16	11.3
Josh Palmer	6	5	51	10.2	0	18	8.5
Jeff George	6	4	41	10.2	1	17	6.8
Josh Smith	4	4	30	7.5	0	10	7.5
Jauan Jennings	1	3	17	5.7	0	7	17.0
Tyler Byrd	5	2	21	10.5	1	13	4.2
Austin Pope	5	2	9	4.5	0	10	1.8
Tim Jordan	6	2	8	4.0	0	9	1.3
Eli Wolf	3	1	17	17.0	0	17	5.7
Jakob Johnson	4	1	13	13.0	0	13	3.2
Trey Coleman	1	1	3	3.0	0	3	3.0
Total	6	99	1112	11.2	7	66	185.3
Opponents	6	67	775	11.6	5	63	129.2

2017 STATISTICS

PUNT RETURNS

Name	Ret	Yds	Avg	TD	Long
Marquez Callaway	9	119	13.2	0	36
Total	9	119	13.2	0	36
Opponents	17	144	8.5	0	28

KICKOFF RETURNS

Name	Ret	Yds	Avg	TD	Long
Ty Chandler	5	160	32.0	1	91
Marquez Callaway	2	23	11.5	0	13
Evan Berry	2	86	43.0	0	51
Tim Jordan	1	26	26.0	0	26
Ethan Wolf	1	9	9.0	0	9
Total	11	304	27.6	1	91
Opponents	7	157	22.4	0	46

FUMBLE RETURNS

Name	Ret	Yds	Avg	TD	Long
Total	0	0	0.0	0	0
Opponents	0	0	0.0	0	0

PUNTING

Name	Punts	Yds	Avg	Lg	TB	FC	I20	50+	Blkd
Trevor Daniel	35	1686	48.2	72	4	7	15	17	0
TEAM 1	0	0.0	0	0	0	0	0	1	
Total	36	1686	46.8	72	4	7	15	17	1
Opponents	35	1460	41.7	59	2	7	11	9	0

KICKOFFS

Name	KO	YDS	AVG	TB	OB	RET	NET	YdLn
Aaron Medley	22	1423	64.7	15	1			
Brent Cimaglia	4	260	65.0	3	0			
Total	26	1683	64.7	18	1	157	41.4	23
Opponents	28	1660	59.3	16	1	304	34.1	30

FIELD GOALS

■ FIELD GOAL SEQUENCE BY PLAYER

Name	FGM-FGA	Pct.	1-19	20-29	30-39	40-49	50+	Lg	Blk
Brent Cimaglia	4-7	57.1	0-0	2-2	1-1	0-2	1-2	51	0
Aaron Medley	2-3	66.7	0-0	1-1	0-0	1-2	0-0	40	0
Total	6-10	0.6	0	1	0	1	1	51	0
Opponents	7-10	0.7	1	0	1	0	0	47	1

■ FIELD GOAL SEQUENCE BY GAME

	Tennessee	Opponents
Georgia Tech	-	47,36
Indiana State	-	48
Florida	(51),47,51,44,(27)	(27),(41)
UMass	45,(40)	-
Georgia	-	(38),(19)
South Carolina	(29),(33),(24)	(47),(21),(36)
Alabama		
Kentucky		
Southern Miss		
Missouri		
LSU		
Vanderbilt		

Numbers in parentheses indicate field goal was made

SPECIAL TEAMS TACKLE LEADERS

Player	Total	KO	Punt	Other
Micah Abernathy	3	0	3	0
Marquill Osborne	3	1	2	0
Quart'e Sapp	3	2	1	0
Dillon Bates	2	0	2	0
Ja'Quain Blakely	2	0	2	0
D.J. Henderson	2	2	0	0
Daniel Bituli	1	1	0	0
Carlin Fils-aime	1	1	0	0
Rashaan Gaulden	1	0	1	0
Theo Jackson	1	1	0	0
Jakob Johnson	1	1	0	0
Ryan Johnson	1	0	1	0
Todd Kelly Jr.	1	0	1	0
Riley Lovingood	1	0	1	0
Justin Martin	1	0	1	0
Cortez McDowell	1	1	0	0
TOTAL	25	10	15	0

SCORING

Name	TD	FGs	PAT Kick	PAT Rush	PAT Rcv	PAT Pass	PAT DXP	Saf	Pts
John Kelly	6	0-0	0-0	0-0	0	0-0	0	0	36
Aaron Medley	0	2-3	16-16	0-0	0	0-0	0	0	22
Marquez Callaway	3	0-0	0-0	0-0	0	0-0	0	0	18
Carlin Fils-Aime	2	0-0	0-0	0-0	0	0-0	0	0	12
Brent Cimaglia	0	4-7	0-0	0-0	0	0-0	0	0	12
Tyler Byrd	1	0-0	0-0	0-0	0	0-0	0	0	6
Brandon Johnson	1	0-0	0-0	0-0	0	0-0	0	0	6
Jeff George	1	0-0	0-0	0-0	0	0-0	0	0	6
Ethan Wolf	1	0-0	0-0	0-0	0	0-0	0	0	6
Ty Chandler	1	0-0	0-0	0-0	0	0-0	0	0	6
Total	16	6-10	16-16	0-0	0	0-0	0	0	130
Opponents	18	7-10	14-16	0-0	0	0-1	0	0	143

ALL-PURPOSE

Name	GP	Rush	Rec	PR	KR	IR	Tot	Avg/G
John Kelly	6	552	250	0	0	0	802	133.7
Marquez Callaway	6	0	235	119	23	0	377	62.8
Ty Chandler	6	116	68	0	160	0	344	57.3
Brandon Johnson	6	0	259	0	0	0	259	43.2
Ethan Wolf	6	0	90	0	9	0	99	16.5
Evan Berry	1	0	0	0	86	0	86	86.0
Carlin Fils-Aime	5	74	0	0	0	0	74	14.8
Tim Jordan	6	29	8	0	26	0	63	10.5
Josh Palmer	6	6	51	0	0	0	57	9.5
Jeff George	6	0	41	0	0	0	41	6.8
Tyler Byrd	5	15	21	0	0	0	36	7.2
Josh Smith	4	0	30	0	0	0	30	7.5
Eli Wolf	3	0	17	0	0	0	17	5.7
Jauan Jennings	1	0	17	0	0	0	17	17.0
Quinten Dormady	6	13	0	0	0	0	13	2.2
Jakob Johnson	4	0	13	0	0	0	13	3.2
Trey Coleman	1	9	3	0	0	0	12	12.0
Austin Pope	5	0	9	0	0	0	9	1.8
Jarrett Guarantano	4	4	0	0	0	0	4	1.0
TEAM 5	-10	0	0	0	0	-10	-2.0	
Total	6	808	1112	119	304	0	2343	390.5
Opponents	6	1457	775	144	157	58	2591	431.8

TOTAL OFFENSE

Name	GP	Plays	Rush	Pass	Tot	Avg/G
Quinten Dormady	6	148	13	925	938	156.3
John Kelly	6	113	552	0	552	92.0
Jarrett Guarantano	4	69	4	187	191	47.8
Ty Chandler	6	23	116	0	116	19.3
Carlin Fils-Aime	5	11	74	0	74	14.8
Tim Jordan	6	5	29	0	29	4.8
Tyler Byrd	5	1	15	0	15	3.0
Trey Coleman	1	4	9	0	9	9.0
Josh Palmer	6	1	6	0	6	1.0
TEAM 5	3	-10	0	-10	-2.0	
Total	6	379	808	1112	1920	320.0
Opponents	6	405	1457	775	2232	372.0

2017 STATISTICS

2017 DEFENSIVE STATISTICS

No.	Player	GP-GS	ST	AT	TT	TFL	Sacks	Int	PBU	QBH	FR-Yds	FF	Blk	Saf
35	Daniel Bituli	6-4	25	23	48	1.5-3	1	.	.
18	Nigel Warrior	6-6	18	27	45	.	.	.	2	.	.	2	.	.
OH	Rashaan Gaulden	6-5	25	15	40	3.0-3	.	1-0	1	.	.	1	.	.
53	Colton Jumper	6-4	13	22	35	7.0-31	4.5-27	.	.	1
22	Micah Abernathy	6-6	21	13	34	.	.	.	2	1	1-0	.	.	.
14	Quart'e Sapp	6-3	16	18	34	3.0-5	.	.	2
39	Kendal Vickers	6-6	8	20	28	4.0-12	1.5-9
20	Cortez McDowell	3-3	12	12	24	1.5-4	1-0	.	.	.
OB	Jonathan Kongbo	6-6	5	17	22	1.0-7	1.0-7
99	Kahlil McKenzie	6-6	8	12	20	3.5-12	2.0-10	.	.	2
19	Darrell Taylor	5-5	12	8	20	2.0-16	1.0-15	.	1	1	1-0	1	.	.
1C	Emmanuel Moseley	6-5	16	4	20	1.0-1	.	.	5
OI	Justin Martin	6-6	15	4	19	.	.	1-0	1	.	.	1	.	.
OF	Kyle Phillips	6-1	4	8	12	2.5-7	.	.	2	1
OC	Shy Tuttle	4-0	3	6	9	1.0-3
24	Todd Kelly Jr.	2-0	5	2	7
6	Shaq Wiggins	5-0	5	2	7
41	Elliott Berry	6-0	3	3	6	1.0-3	1.0-3	.	1
5F	Quay Picou	6-0	1	5	6
98	Alexis Johnson	6-0	4	1	5	1.0-4	1.0-4
OD	Marquill Osborne	5-0	2	2	4
1H	Dillon Bates	6-0	2	1	3
26	Theo Jackson	5-0	2	1	3
13	Deandre Johnson	4-0	3	.	3	2.0-20	1.0-10	2	.	.
2D	Will Ignont	3-0	1	1	2	1.0-3
56	Matthew Butler	3-0	2	.	2	1.0-3
48	Ja'Quain Blakely	6-0	2	.	2
31	D.J. Henderson	5-0	1	1	2
44	Jakob Johnson	4-1	.	1	1
TM	TEAM	5-0	.	1	1	1-0	.	.	.
1F	Shawn Shamburger	6-0	1	.	1
27	Carlin Fils-Aime	5-0	.	1	1
82	Ethan Wolf	6-6	1	.	1
46	Riley Lovingood	6-0	1	.	1
70	Ryan Johnson	6-0	.	1	1
3	Ty Chandler	6-1	1	.	1
75	Jashon Robertson	5-5	1	.	1
97	Paul Bain	2-0	1	.
Total		6-0	239	232	471	37-137	13-85	2-0	17	6	4-0	8	1	.
Opponents		6-0	203	171	374	42.0-143	12-76	6-58	28	12	4-0	6	1	.

TENNESSEE GIVEAWAY/TAKEAWAY

Game	Giveaway			Takeaway			Dif.
	Fum	Int	Tot	Fum	Int	Tot	
vs. Georgia Tech	0	0	0	2	0	2	+2
INDIANA STATE	1	1	2	0	0	0	-2
at Florida	0	3	3	2	1	3	0
UMASS	1	0	1	0	0	0	-1
GEORGIA	2	2	4	0	1	1	-3
S. CAROLINA	0	0	0	0	0	0	0
at Alabama
at Kentucky
SO. MISSISSIPPI
at Missouri
LSU
VANDERBILT
TOTAL	4	6	10	4	2	6	-4

INTERCEPTIONS

Name	Int	Yds	Avg	TD	Long
Rashaan Gaulden	1	0	0.0	0	0
Justin Martin	1	0	0.0	0	0
Total	2	0	0.0	0	0
Opponents	6	58	9.7	1	34

FUMBLES

Name	No.-Lost
Quinten Dormady	3-2
Jarrett Guarantano	3-0
John Kelly	1-1
TEAM	1-1

VOLS ON OPENING OFFENSIVE DRIVES

Game	1st Half	2nd Half
vs. Georgia Tech	Punt	Punt
INDIANA STATE	TOUCHDOWN	Punt
at Florida	INTERCEPTION	Punt
UMASS	Punt	Punt
GEORGIA	INTERCEPTION	FUMBLE
S. CAROLINA	MADE FG	Punt
at Alabama	.	.
at Kentucky	.	.
SO. MISSISSIPPI	.	.
at Missouri	.	.
LSU	.	.
VANDERBILT	.	.

VOLS ON OPENING DEFENSIVE SERIES

Game	1st Half	2nd Half
vs. Georgia Tech	Punt	TOUCHDOWN
INDIANA STATE	Punt	Punt
at Florida	MADE FG	FUMBLE
UMASS	Punt	Punt
GEORGIA	MADE FG	TOUCHDOWN
S. CAROLINA	Punt	Punt
at Alabama	.	.
at Kentucky	.	.
SO. MISSISSIPPI	.	.
at Missouri	.	.
LSU	.	.
VANDERBILT	.	.

VOLS ON COIN FLIPS

Tennessee is now 4-2 in coin tosses this season, including 3-2 pregame and 1-0 in overtime

Game	Pregame Flip	Score
vs. Georgia Tech	LOST	W, 42-41 (2OT)
INDIANA STATE	WON	W, 42-7
at Florida	WON	L, 26-20
UMASS	WON	W, 17-13
GEORGIA	LOST	L, 41-0
S. CAROLINA	LOST	L, 15-9
at Alabama	.	.
at Kentucky	.	.
SO. MISSISSIPPI	.	.
at Missouri	.	.
LSU	.	.
VANDERBILT	.	.

VOLS ON VIDEO REVIEWS

7 Total Reviews
Reviews in UT's Favor: 5
Reviews not in UT's Favor: 2

► TEAM TOTALS

	Score	1st Downs	Rushing (No-Yds-TD)	Passing (C-A-I-Yds-TD)	Total Offense (Ply-Yds)	Punts No-Avg	Fumbles No-Lost	Penalties No-Yds	KO Ret. No-Yds	Punt Ret. No-Yds	Int. Ret. No-Yds	3rd-Dn Convs.	Time of Poss.
TENNESSEE	42	18	22-148-4	20-37-221-2	59-369	6-47.0	0-0	2-20	4-109	0-0	0-0	5-of-12	18:33
vs. Ga. Tech	41	33	86-535-6	5-10-120-0	96-655	3-46.0	3-2	4-37	2-30	2-7	0-0	13-of-18	41:27
TENNESSEE	42	24	37-160-2	17-30-235-3	67-395	4-47.8	2-1	6-53	2-40	4-53	0-0	7-of-13	29:07
Indiana State	7	13	37-122-0	9-19-93-1	57-215	8-44.8	1-0	5-45	2-104	1-8	1-4	0-of-11	30:53
TENNESSEE	20	23	33-183-1	21-39-259-1	72-442	3-45.0	0-0	7-54	0-0	1-29	1-0	6-of-16	32:45
at Florida	26	14	29-168-0	18-28-212-2	57-380	5-44.8	2-2	8-38	2-63	2-14	2-14	7-of-14	27:15
TENNESSEE	17	18	39-135-1	19-32-184-1	71-319	8-48.9	2-1	5-51	1-10	3-27	0-0	7-of-18	29:32
UMass	13	14	37-144-1	13-22-137-1	59-281	10-40.4	1-0	7-43	0-0	3-17	0-0	3-of-14	30:28
TENNESSEE	0	7	29-62-0	11-23-2-80-0	52-142	9-41.4	2-2	5-26	3-60	0-0	1-0	1-of-12	25:01
Georgia	41	20	55-294-4	7-17-1-84-1	72-378	5-35.2	3-0	6-65	0-0	5-49	2-34	9-of-16	34:59
TENNESSEE	9	16	39-120-0	11-19-0-133-0	58-253	6-52.3	2-0	7-40	1-21	1-10	0-0	3-of-13	27:18
South Carolina	15	19	40-194-1	15-24-0-129-0	64-323	4-40.0	0-0	8-59	1-24	4-49	0-0	5-of-13	32:42
TENNESSEE													
at Alabama													
TENNESSEE													
at Kentucky													
TENNESSEE													
Southern Miss													
TENNESSEE													
at Missouri													
TENNESSEE													
LSU													
TENNESSEE													
Vanderbilt													

■ Starting Lineups

Offense	TE	LT	LG	C	RG	RT	WR	WR	QB	TB	WR	PK	P
vs. Georgia Tech	Et. Wolf	B. Kendrick	J. Jones	J. Robertson	T. Smith	M. Tatum	J. Jennings	B. Johnson	Q. Dormady	J. Kelly	Eli Wolf (TE)	A. Medley	T. Daniel
INDIANA STATE	Et. Wolf	D. Richmond	J. Jones	J. Robertson	T. Smith	B. Kendrick	M. Callaway	J. Palmer	Q. Dormady	J. Kelly	T. Chandler	A. Medley	T. Daniel
at Florida	Et. Wolf	D. Richmond	J. Jones	J. Robertson	T. Smith	B. Kendrick	M. Callaway	B. Johnson	Q. Dormady	J. Kelly	J. Palmer	A. Medley	T. Daniel
UMASS	Et. Wolf	D. Richmond	V. Boulware	C. Thomas	T. Smith	B. Kendrick	M. Callaway	J. Smith	Q. Dormady	J. Kelly	J. Johnson (TE)	A. Medley	T. Daniel
GEORGIA	Et. Wolf	D. Richmond	B. Kendrick	J. Robertson	T. Smith	M. Tatum	M. Callaway	B. Johnson	Q. Dormady	J. Kelly	J. Smith	A. Medley	T. Daniel
SOUTH CAROLINA	Et. Wolf	D. Richmond	B. Kendrick	J. Robertson	T. Smith	M. Tatum	M. Callaway	B. Johnson	J. Guarantano	J. Kelly	J. Smith	B. Cimaglia	T. Daniel
at Alabama													
at Kentucky													
SOUTHERN MISS													
at Missouri													
LSU													
VANDERBILT													

Defense	RE	DT	DT	LE	WLB	MLB	SLB	NK	BOUNDARY CB	FS	SS	FIELD CB
vs. Georgia Tech	J. Kongbo	K. McKenzie	K. Vickers	D. Taylor	C. McDowell	C. Jumper	D. Bituli	--	R. Gaulden	M. Abernathy	N. Warrior	J. Martin
INDIANA STATE	J. Kongbo	K. McKenzie	K. Vickers	D. Taylor	C. McDowell	C. Jumper	D. Bituli	--	E. Moseley	M. Abernathy	N. Warrior	J. Martin
at Florida	J. Kongbo	K. McKenzie	K. Vickers	D. Taylor	C. McDowell	D. Bituli	--	R. Gaulden	E. Moseley	M. Abernathy	N. Warrior	J. Martin
UMASS	J. Kongbo	K. McKenzie	K. Vickers	D. Taylor	Q. Sapp	D. Bituli	--	R. Gaulden	E. Moseley	M. Abernathy	N. Warrior	J. Martin
GEORGIA	J. Kongbo	K. McKenzie	K. Vickers	D. Taylor	Q. Sapp	C. Jumper	--	R. Gaulden	E. Moseley	M. Abernathy	N. Warrior	J. Martin
SOUTH CAROLINA	J. Kongbo	K. McKenzie	K. Vickers	K. Phillips	Q. Sapp	C. Jumper	--	R. Gaulden	E. Moseley	M. Abernathy	N. Warrior	J. Martin
at Alabama												
at Kentucky												
SOUTHERN MISS												
at Missouri												
LSU												
VANDERBILT												

■ Starting Experience

OFFENSE	'13	'14	'15	'16	'17	Tot	Strk	DEFENSE	'13	'14	'15	'16	'17	Tot	Strk	SPECIAL TEAMS	'13	'14	'15	'16	'17	Tot	Strk
Venzell Boulware, OL	.	.	.	3	1	4	1	Micah Abernathy, DB	.	.	.	10	6	16	10	Brent Cimaglia	1	1	1
Marquez Callaway, WR	5	5	5	Daniel Bituli, LB	4	4	4	Trevor Daniel, P	.	.	13	13	5	31	31
Ty Chandler, RB	1	1	.	Elliott Berry, LB	.	.	.	4	.	4	.	Aaron Medley, PK/KO	.	13	13	13	5	44	.
Quinten Dormady, QB	5	5	5	Evan Berry, DB	.	.	.	3	.	3	.	Total	.	13	26	26	10	75	-
Jeff George, WR	.	.	.	2	.	2	.	Baylen Buchanan, DB	.	.	.	2	.	2	.								
Jarrett Guarantano, QB	1	1	1	Rashaan Gaulden, DB	.	.	.	9	5	14	4								
Chance Hall, OL	.	.	7	6	.	13	.	Jakob Johnson, (LB)	.	2	.	.	.	2	.								
Jauan Jennings, WR	.	.	6	9	1	16	.	Colton Jumper, LB	.	.	3	7	3	13	2								
Brandon Johnson, WR	4	4	2	Todd Kelly Jr., DB	.	3	2	11	.	16	.								
Jakob Johnson, (TE)	1	1	1	Darrin Kirkland Jr. LB	.	.	10	7	.	17	.								
Jack Jones, OL	.	.	1	6	3	10	3	Jonathan Kongbo DL	.	.	.	2	6	8	8								
John Kelly, RB	.	.	.	1	6	7	6	Justin Martin, DB	.	.	6	2	6	14	6								
Brett Kendrick, OT	.	2	5	13	6	26	24	Cortez McDowell, LB	.	.	.	4	3	7	5								
Josh Palmer, WR	2	2	2	Kahlil McKenzie, DL	.	.	.	1	6	7	7								
Drew Richmond, OT	.	.	.	6	5	11	5	Emmanuel Moseley, DB	.	2	7	10	5	24	5								
Jashon Robertson, OG/C	.	13	10	12	5	40	11	Kyle Phillips, DL	.	.	.	1	1	2	1								
Josh Smith, WR	4	1	7	6	3	21	3	Quart'e Sapp, LB	3	3	3								
Trey Smith, OG	6	6	6	Austin Smith, LB	.	.	1	.	.	1	.								
Marcus Tatum, OT	3	3	2	Darrell Taylor, DL	5	5	5								
Coleman Thomas, OT	.	5	13	9	1	28	1	Shy Tuttle, DL	.	.	.	1	.	1	.								
Eli Wolf, TE	1	1	.	Kendal Vickers, DL	.	.	13	13	6	32	32								
Ethan Wolf, TE	.	11	12	12	6	41	11	Nigel Warrior, DB	.	.	.	1	6	7	6								
Total	4	32	61	85	66	248	-	Total	0	7	42	88	66	203	-								

2017 STATISTICS

BIG PLAYS (MORE THAN 20 YARDS)

20-YARD PLUS PLAYS

BY TENNESSEE (27)

OFFENSE (19)

Yards	Type	Player(s)	Opponent
66	Pass	Johnson from Dormady	UMass
52	Pass	Kelly from Dormady	Florida
50*	Pass	Callaway from Dormady	Ga. Tech
44	Pass	Kelly from Dormady	Georgia
40	Pass	Callaway from Dormady	Ga. Tech
39	Pass	Johnson from Guarantano	S. Carolina
38	Run	John Kelly	Florida
37*	Pass	Callaway from Dormady	Indiana St.
34*	Run	John Kelly	Florida
30	Run	Ty Chandler	S. Carolina
30*	Run	Carlin Fils-aime	Indiana St.
30	Run	John Kelly	Ga. Tech
29	Pass	Kelly from Dormady	Florida
28*	Pass	Et. Wolf from Dormady	Florida
27	Run	John Kelly	UMass
24	Run	John Kelly	S. Carolina
22	Pass	Callaway from Dormady	Florida
22	Run	John Kelly	Ga. Tech
20	Pass	Callaway from Dormady	Florida

* touchdown scored on play

DEFENSE (0)

Yards	Type	Player(s)	Opponent
N/A			

* touchdown scored on play

SPECIAL TEAMS (8)

Yards	Type	Player(s)	Opponent
91*	KR	Ty Chandler	Indiana St.
51	KR	Evan Berry	Ga. Tech
36	PR	Marquez Callaway	Indiana St.
35	KR	Evan Berry	Ga. Tech
29	PR	Marquez Callaway	Florida
26	KR	Tim Jordan	Georgia
21	KR	Ty Chandler	S. Carolina
21	KR	Ty Chandler	Georgia

* touchdown scored on play

20-YARD PLUS PLAYS

BY OPPONENT (27)

OFFENSE (19)

Yards	Type	Player(s)	Opponent
72	Run	Malik Davis	Florida
63*	Pass	Cleveland from Franks	Florida
44	Pass	Jeune from Marshall	Ga. Tech
42	Run	Andy Isabella	UMass
39	Run	Marquis Young	UMass
38	Run	Nathan Cottrell	Ga. Tech
36	Pass	Isabella from Ford	UMass
32	Run	Elijah Holyfield	Georgia
28	Run	TaQuon Marshall	Ga. Tech
27	Run	TaQuon Marshall	Ga. Tech
24	Pass	Godwin from Fromm	Georgia
23	Run	Nick Chubb	Georgia
23	Pass	McClendon from Harker	Indiana St.
23	Pass	McClendon from Sparks	Indiana St.
22	Run	D'Andre Swift	Georgia
22	Pass	Powell from Franks	Florida
21*	Run	Sony Michel	Georgia
21	Pass	Palmer from Ford	UMass
21	Run	Lamical Perine	Florida
20*	Run	A.J. Turner	S. Carolina

* touchdown scored on play

DEFENSE (1)

Yards	Type	Player(s)	Opponent
34	INT	J.R. Reed	Georgia

* touchdown scored on play

SPECIAL TEAMS (6)

Yards	Type	Player(s)	Opponent
46	KR	Tyrie Cleveland	Florida
28	PR	Mecole Hardman	Georgia
24	KR	Rashad Fenton	S. Carolina
23	KR	Titus McCoy	Indiana St.
21	PR	Chris Lammons	S. Carolina
20	KR	J.J. Green	Ga. Tech

* touchdown scored on play

UT LONG PLAYS BY THE NUMBERS

Long Plays By Yards	No.	TD	Long Plays By Type	No.	TD
100+	0	0	Rushing	9	2
90-99	1	1	Passing	10	3
80-89	0	0	Punt returns	2	0
70-79	0	0	Kick returns	6	1
60-69	1	0	Interceptions	0	0
50-59	3	1	Fumble returns	0	0
40-49	2	0	Other	0	0
30-39	9	3	TOTAL	27	6
20-29	11	1			

20-YARDS-PLUS BY PLAYER

Player	No.	TD	R	P	KR	PR	IR	FR
John Kelly	9	1	6	3	0	0	0	0
Marquez Callaway	7	2	0	5	0	2	0	0
Ty Chandler	4	1	1	0	3	0	0	0
Evan Berry	2	0	0	0	2	0	0	0
Brandon Johnson	2	0	0	2	0	0	0	0
Carlin Fils-aime	1	1	1	0	0	0	0	0
Tim Jordan	1	0	0	0	1	0	0	0
Ethan Wolf	1	1	0	1	0	0	0	0
TOTAL	27	6	8	11	6	2	0	0

20-YARDS-PLUS BY GAME

Player	No.	TD	R	P	KR	PR	IR	FR
vs. Georgia Tech	6	1	2	2	2	0	0	0
INDIANA STATE	4	3	1	1	1	1	0	0
at Florida	8	2	2	5	0	1	0	0
UMASS	2	0	1	1	0	0	0	0
GEORGIA	3	0	0	1	2	0	0	0
SOUTH CAROLINA	4	0	2	1	1	0	0	0
at Alabama								
at Kentucky								
SOUTHERN MISS								
at Missouri								
LSU								
VANDERBILT								
TOTAL	27	6	8	11	6	2	0	0

20-YARDS-PLUS OPPONENT BY GAME

Player	No.	TD	R	P	KR	PR	IR	FR
vs. Georgia Tech	5	0	3	1	1	0	0	0
INDIANA STATE	3	0	0	2	1	0	0	0
at Florida	5	1	2	2	1	0	0	0
UMASS	4	0	2	2	0	0	0	0
GEORGIA	7	1	4	1	0	1	1	0
SOUTH CAROLINA	3	1	1	0	1	1	0	0
at Alabama								
at Kentucky								
SOUTHERN MISS								
at Missouri								
LSU								
VANDERBILT								
TOTAL	27	2	12	8	4	2	1	0

TENNESSEE'S LONGEST PLAYS OF THE YEAR

Rushing	38	John Kelly at Florida (9/16)
Rushing TD	34	John Kelly at Florida (9/16)
Passing	66	Brandon Johnson from Quinten Dormady vs. UMass (9/23)
Passing TD	50	Marquez Callaway from Quinten Dormady vs. Georgia Tech (9/4)
Punt Return	36	Marquez Callaway vs. Indiana State (9/9)
Kick Return	91	Ty Chandler vs. Indiana State (9/9)
INT Return	N/A	
Fumble Return	0	---
Field Goal	N/A	
Punt	70	Trevor Daniel vs. Georgia Tech (9/4)

2017 STATISTICS

OFFENSIVE GAME-BY-GAME

PASSING

#12 QUINTEN DORMADY	Att	Comp	Int	Pct	Yards	TD	Long	Sack	Yds	Effic
Georgia Tech	37	20	0	54.1	221	2	50	0	0	122.1
Indiana State	18	13	1	72.2	194	2	37	1	7	188.3
Florida	39	21	3	53.8	259	1	52	1	6	102.7
UMASS	27	17	0	63.0	187	1	66	0	0	133.4
Georgia	16	5	2	31.2	64	0	44	1	4	39.8
TOTALS	137	76	6	55.5	925	6	66	3	17	117.9

#2 JARRETT GUARANTANO	Att	Comp	Int	Pct	Yards	TD	Long	Sack	Yds	Effic
Indiana State	12	4	0	33.3	41	1	18	0	0	89.5
UMASS	5	2	0	40.0	-3	0	0	0	0	35.0
Georgia	7	6	0	85.7	16	0	9	2	13	104.9
South Carolina	18	11	0	61.1	133	0	39	7	46	123.2
TOTALS	42	23	0	54.8	187	1	39	9	59	100.0

#25 JOSH SMITH	Att	Comp	Int	Pct	Yards	TD	Long	Sack	Yds	Effic
South Carolina	1	0	0	0.0	0	0	0	0	0	0.0
TOTALS	1	0	0	0.0	0	0	0	0	0	0.0

RUSHING

Player	No-Yds/TD	GT	ISU	UF	UMASS	UGA	SC	ALA	UK	SO. MISS	MIZZOU	LSU	VANDY
Kelly, J.	113-552/6	19-128/4	18-80/0	19-141/1	25-101/1	16-44/0	16-58/0						
Chandler, T.	23-116/0	1-7/0	4-14/0	7-30/0	5-13/0	2-7/0	4-45/0						
Fils-Aime, C.	11-74/2	-	3-41/2	3-11/0	2-6/0	3-16/0	DNP						
Jordan, T.	5-29/0	-	4-22/0	-	-	1-7/0	-						
Byrd, T.	1-15/0	-	DNP	-	1-15/0	-	-						
Dormady, Q.	11-13/0	2-13/0	2--12/0	4-1/0	1-2/0	1--4/0	1-13/0						
Coleman, T.	4-9/0	DNP	4-9/0	DNP	DNP	DNP	DNP						
Palmer, J.	1-6/0	-	-	-	-	-	1-6/0						
Guarantano, J.	27-4/0	DNP	2-6/0	DNP	3-4/0	5--4/0	17--2/0						
TEAM	3--10/0	-	DNP	-	2--6/0	1--4/0	-						

RECEIVING

Player	No-Yds/TD	GT	ISU	UF	UMASS	UGA	SC	ALA	UK	SO. MISS	MIZZOU	LSU	VANDY
Johnson, B.	21-259/1	3-14/0	4-50/1	4-18/0	7-123/0	-	3-54/0						
Kelly, J.	24-250/0	5-35/0	5-60/0	6-96/0	2--9/0	4-47/0	2-21/0						
Callaway, M.	12-235/3	4-115/2	1-37/1	3-46/0	-	-	4-37/0						
Wolf, Et.	10-90/1	4-33/0	-	3-37/1	2-17/0	1-3/0	-						
Chandler, T.	7-68/0	-	-	2-31/0	1-11/0	3-15/0	1-11/0						
Palmer, J.	5-51/0	1-7/0	1-18/0	1-11/0	1-6/0	1-9/0	-						
George, J.	4-41/1	-	2-28/1	-	1-6/0	1-7/0	-						
Smith, Jo.	4-30/0	DNP	DNP	1-10/0	2-10/0	-	1-10/0						
Byrd, T.	2-21/1	-	DNP	-	2-21/1	-	-						
Wolf, El.	1-17/0	-	1-17/0	DNP	DNP	DNP	-						
Jennings, J.	3-17/0	3-17/0	DNP	DNP	DNP	DNP	DNP						
Johnson, Ja.	1-13/0	-	1-13/0	-	-	DNP	DNP						
Pope, A.	2-9/0	DNP	-	1-10/0	1--1/0	-	-						
Jordan, T.	2-8/0	-	1-9/0	-	-	1--1/0	-						
Coleman, T.	1-3/0	DNP	1-3/0	DNP	DNP	DNP	DNP						

2016 STATISTICS

DEFENSIVE GAME-BY-GAME

TOTAL TACKLES

Player	UA-A	TOT	GT	ISU	UF	UMASS	UGA	SC	ALA	UK	SO MISS	MIZZOU	LSU	VANDY
Bituli, D.	25-23	48	10-13	5-0	2-3	3-2	3-5	2-0						
Warrior, N.	18-27	45	2-11	4-2	2-4	1-2	4-4	5-4						
Gaulden, R.	25-15	40	3-4	4-1	5-5	2-0	3-3	8-2						
Jumper, C.	13-22	35	3-15	3-1	2-0	3-1	1-4	1-1						
Abernathy, M.	21-13	34	3-6	-	4-3	3-0	7-2	4-2						
Sapp, Q.	16-18	34	0-1	-	1-6	6-3	3-7	6-1						
Vickers, K.	8-20	28	0-6	2-1	0-2	1-4	4-5	1-2						
McDowell, C.	12-12	24	7-6	5-3	0-3	DNP	DNP	DNP						
Kongbo, J.	5-17	22	2-5	1-0	0-7	1-2	0-1	1-2						
McKenzie, K.	8-12	20	2-6	1-1	0-3	2-2	1-0	2-0						
Taylor, D.	12-8	20	6-6	1-1	1-1	2-0	2-0	DNP						
Moseley, E.	16-4	20	2-0	6-0	2-2	4-0	-	2-2						
Martin, J.	15-4	19	-	4-0	3-2	4-1	1-1	3-0						
Phillips, K.	4-8	12	1-1	1-1	0-1	1-2	0-1	1-2						
Tuttle, S.	3-6	9	DNP	-	0-3	DNP	2-0	1-3						
Kelly Jr., T.	5-2	7	2-1	3-1	DNP	DNP	DNP	DNP						
Wiggins, S.	5-2	7	DNP	0-1	-	-	1-1	4-0						
Berry, El.	3-3	6	0-1	2-0	-	1-1	0-1	-						
Picou, Q.	1-5	6	1-2	0-1	-	-	-	0-2						
Johnson, A.	4-1	5	-	0-1	-	2-0	2-0	-						
Osborne, M.	2-2	4	0-1	0-1	DNP	-	-	2-0						
Bates, D.	2-1	3	-	-	1-1	-	1-0	-						
Jackson, T.	2-1	3	DNP	1-0	-	-	1-0	0-1						
Johnson, D.	3-0	3	DNP	3-0	-	-	-	DNP						
Blakely, J.	2-0	2	-	-	-	-	2-0	-						
Henderson, D.J.	1-1	2	DNP	-	0-1	-	-	1-0						
Butler, M.	2-0	2	DNP	1-0	DNP	DNP	1-0	-						
Ignont, W.	1-1	2	DNP	1-0	DNP	-	0-1	DNP						
Shamburger, S.	1-0	1	-	1-0	-	-	-	-						
TEAM	0-1	1	-	-	-	-	-	0-1						
Robertson, J.	1-0	1	-	-	-	DNP	1-0	-						
Wolf, Et.	1-0	1	-	1-0	-	-	-	-						
Johnson, R.	0-1	1	-	-	-	-	-	0-1						
Fils-Aime, C.	0-1	1	-	-	0-1	-	-	DNP						
Chandler, T.	1-0	1	-	-	1-0	-	-	-						
Lovingood, R.	1-0	1	1-0	-	-	-	-	-						
Johnson, Ja.	0-1	1	0-1	-	-	-	DNP	DNP						

SACKS

Player	UA-A	TOT	GT	ISU	UF	UMASS	UGA	SC	ALA	UK	SO MISS	MIZZOU	LSU	VANDY
Jumper, C.	4-1	4.5	-	-	1.0-9	2.5-12	1.0-6	-						
McKenzie, K.	2-0	2.0	-	-	-	1.0-4	-	1.0-6						
Vickers, K.	1-1	1.5	-	-	-	0.5-2	1.0-7	-						
Johnson, D.	1-0	1.0	DNP	1.0-10	-	-	-	DNP						
Taylor, D.	1-0	1.0	-	-	1.0-15	-	-	DNP						
Berry, El.	1-0	1.0	-	-	-	1.0-3	-	-						
Johnson, A.	1-0	1.0	-	-	-	1.0-4	-	-						
Kongbo, J.	1-0	1.0	-	-	-	1.0-7	-	-						

TACKLES FOR LOSS

Player	UA-A	TOT	GT	ISU	UF	UMASS	UGA	SC	ALA	UK	SO MISS	MIZZOU	LSU	VANDY
Jumper, C.	5-4	7.0	0.5-1	-	1.0-9	3.5-13	2.0-8	-						
Vickers, K.	3-2	4.0	-	2.0-3	-	1.0-2	1.0-7	-						
McKenzie, K.	3-1	3.5	-	1.0-1	-	1.5-5	-	1.0-6						
Sapp, Q.	2-2	3.0	-	-	-	-	1.0-2	2.0-3						
Gaulden, R.	2-2	3.0	-	-	-	1.0-1	1.0-1	1.0-1						
Phillips, K.	2-1	2.5	-	1.0-1	-	1.0-6	-	0.5-0						
Taylor, D.	2-0	2.0	-	-	1.0-15	1.0-1	-	DNP						
Johnson, D.	2-0	2.0	DNP	2.0-20	-	-	-	DNP						
Bituli, D.	1-1	1.5	-	1.0-1	0.5-2	-	-	-						
McDowell, C.	1-1	1.5	0.5-0	1.0-4	-	DNP	DNP	DNP						
Berry, El.	1-0	1.0	-	-	-	1.0-3	-	-						
Moseley, E.	1-0	1.0	-	1.0-1	-	-	-	-						
Johnson, A.	1-0	1.0	-	-	-	1.0-4	-	-						
Butler, M.	1-0	1.0	DNP	1.0-3	DNP	DNP	-	-						
Kongbo, J.	1-0	1.0	-	-	-	1.0-7	-	-						
Ignont, W.	1-0	1.0	DNP	1.0-3	DNP	-	-	DNP						
Tuttle, S.	0-2	1.0	DNP	-	0.5-2	DNP	-	0.5-1						

2017 STATISTICS

DEFENSIVE GAME-BY-GAME

INTERCEPTION RETURNS

Player	No-Yds	GT	ISU	UF	UMASS	UGA	SC	ALA	UK	SO MISS	MIZZOU	LSU	VANDY
Gaulden, R.	1-0	-	-	1-0	-	-	-						
Martin, J.	1-0	-	-	-	-	1-0	-						

FUMBLES FORCED

Player	No	GT	ISU	UF	UMASS	UGA	SC	ALA	UK	SO MISS	MIZZOU	LSU	VANDY
Johnson, D.	2	DNP	2	-	-	-	DNP						
Warrior, N.	2	-	-	1	-	1	-						
Gaulden, R.	1	1	-	-	-	-	-						
Bituli, D.	1	1	-	-	-	-	-						
Taylor, D.	1	-	-	-	-	1	DNP						
Martin, J.	1	-	-	1	-	-	-						

FUMBLES RECOVERED

Player	No	GT	ISU	UF	UMASS	UGA	SC	ALA	UK	SO MISS	MIZZOU	LSU	VANDY
Taylor, D.	1	-	-	1	-	-	DNP						
Abernathy, M.	1	1	-	-	-	-	-						
TEAM	1	-	DNP	1	-	-	-						
McDowell, C.	1	1	-	-	DNP	DNP	DNP						

SPECIAL TEAMS GAME-BY-GAME

PUNT RETURNS

Player	No-Yds/TD	GT	ISU	UF	UMASS	UGA	SC	ALA	UK	SO MISS	MIZZOU	LSU	VANDY
Callaway, M.	9-119	-	4-53	1-29	3-27	-	1-10						

KICK RETURNS

Player	No-Yds/TD	GT	ISU	UF	UMASS	UGA	SC	ALA	UK	SO MISS	MIZZOU	LSU	VANDY
Chandler, T.	5-160	1-14	1-91	-	-	2-34	1-21						
Berry, Ev.	2-86	2-86	DNP	DNP	DNP	DNP	DNP						
Jordan, T.	1-26	-	-	-	-	1-26	-						
Callaway, M.	2-23	-	1-13	-	1-10	-	-						
Wolf, Et.	1-9	1-9	-	-	-	-	-						

FIELD GOALS

Player	FG-FGA (Lg)	GT	ISU	UF	UMASS	UGA	SC	ALA	UK	SO MISS	MIZZOU	LSU	VANDY
Cimaglia, B.	1-4 (51)	-	-	1-3 (51)	0-1	-	3-3 (33)						
Medley, A.	2-3 (27)	1	1	1-3 (27)	1-1 (40)	-	DNP						

PUNTING

Player	No-Yds-Avg	GT	ISU	UF	UMASS	UGA	SC	ALA	UK	SO MISS	MIZZOU	LSU	VANDY
Daniel, T.	21-999-45.6	6-282-47.0	4-191-47.8	3-135-45.0	8-391-48.9	8-373-46.6	6-314-52.3						

2017 VIDEO REVIEWS

REVIEWS IN UT'S FAVOR: 5

NOT IN UT'S FAVOR: 2

1. On the first play of the second quarter, against Georgia Tech Quinten Dormady threw a pass down the middle of the field to Ethan Wolf inside the 20-yard line. After a review, the play was reversed as officials said that Wolf did not have control of the ball as he went to the ground. (REVERSED)
2. On Georgia Tech's final drive of the first half, running back KirVonte Benson was initially ruled down at the nine-yard line after a run. Upon further review, it was determined that he gained only five yards on the carry and was down at the 15-yard line where his knee touched the ground. (REVERSED)
3. On Tennessee's first overtime drive vs. Georgia Tech, John Kelly was initially ruled down at the one yard line. After review, officials overturned the call and ruled the play as a one-yard rushing touchdown, saying the ball crossed the scoring plane. (REVERSED)
4. With 10:07 remaining in the third quarter, Indiana State quarterback Cade Sparks completed a 23-yard touchdown pass to McClendon. After a review, it was confirmed that Jacquet McClendon maintained control of the ball as it crossed the goal line. (CONFIRMED)
5. With 14:23 remaining in the fourth quarter, Indiana State's Bob Pugh rushed one yard to the UT 38 on a 3rd-and-2. He was initially ruled one yard short of the first-down marker. After a review, the ruling on the field was confirmed. (CONFIRMED)
6. With 10:45 remaining in the fourth quarter, Justin Martin chased down Florida's Malik Davis following a 72-yard run and forced a fumble at the two-yard line that rolled out of the back of end zone, giving the ball back to UT. The play was initially ruled a touchdown. After review it was ruled a fumble. (REVERSED)
7. On Tennessee's final drive against South Carolina, wide receiver Brandon Johnson caught a 39-yard pass that was initially ruled a first down at the SC22 before the ball came out. Upon further review, the ruling was confirmed that Johnson was down at the SC 22. (CONFIRMED)

2017 STATISTICS

PARTICIPATION GAME-BY-GAME

PARTICIPATION

No.	Player	GP/GS	GT	ISU	UF	UMASS	UGA	SC	ALA	UK	SO MISS	MISSOURI	LSU	VANDY
22	Abernathy, M.	6/6	START	START	START	START	START	START						
97	Bain, P.	2/-	XXX	DNP	DNP	DNP	DNP	XXX						
1H	Bates, D.	6/-	XXX	XXX	XXX	XXX	XXX	XXX						
8I	Benedict, B.	1/-	DNP	DNP	DNP	DNP	DNP	XXX						
95	Bennett, K.	1/-	DNP	XXX	DNP	DNP	DNP	DNP						
41	Berry, El.	6/-	XXX	XXX	XXX	XXX	XXX	XXX						
29	Berry, Ev.	1/-	XXX	DNP	DNP	DNP	DNP	DNP						
35	Bituli, D.	6/4	START	START	START	START	XXX	XXX						
48	Blakely, J.	6/-	XXX	XXX	XXX	XXX	XXX	XXX						
50	Boulware, V.	3/1	XXX	XXX	DNP	START	DNP	DNP						
28	Buchanan, B.	3/-	XXX	DNP	DNP	DNP	XXX	XXX						
23	Bumphus, L.	5/-	DNP	XXX	XXX	XXX	XXX	XXX						
56	Butler, M.	3/-	DNP	XXX	DNP	DNP	XXX	XXX						
10	Byrd, T.	5/-	XXX	DNP	XXX	XXX	XXX	XXX						
1	Callaway, M.	6/5	XXX	START	START	START	START	START						
3	Chandler, T.	6/1	XXX	START	XXX	XXX	XXX	XXX						
30	Cimaglia, B.	3/-	DNP	DNP	XXX	XXX	DNP	XXX						
2E	Coleman, T.	1/-	DNP	XXX	DNP	DNP	DNP	DNP						
86	Craig, A.	1/-	DNP	XXX	DNP	DNP	DNP	DNP						
93	Daniel, T.	6/-	XXX	XXX	XXX	XXX	XXX	XXX						
12	Dormady, Q.	6/5	START	START	START	START	START	START						
27	Fils-Aime, C.	5/-	XXX	XXX	XXX	XXX	XXX	DNP						
0H	Gaulden, R.	6/5	START	XXX	START	START	START	START						
1J	George, J.	6/-	XXX	XXX	XXX	XXX	XXX	XXX						
0E	Gray, M.	1/-	DNP	XXX	DNP	DNP	DNP	DNP						
2	Guarantano, J.	4/1	DNP	XXX	DNP	XXX	XXX	START						
31	Henderson, D.J.	5/-	DNP	XXX	XXX	XXX	XXX	XXX						
3B	Henry, P.	5/-	XXX	XXX	XXX	XXX	DNP	XXX						
2D	Ignont, W.	3/-	DNP	XXX	DNP	XXX	XXX	DNP						
26	Jackson, T.	5/-	DNP	XXX	XXX	XXX	XXX	XXX						
15	Jennings, J.	1/1	START	DNP	DNP	DNP	DNP	DNP						
98	Johnson, A.	6/-	XXX	XXX	XXX	XXX	XXX	XXX						
7	Johnson, B.	6/4	START	XXX	START	XXX	START	START						
13	Johnson, D.	4/-	DNP	XXX	XXX	XXX	XXX	DNP						
44	Johnson, Ja.	4/1	XXX	XXX	XXX	START	DNP	DNP						
70	Johnson, R.	6/-	XXX	XXX	XXX	XXX	XXX	XXX						
66	Jones, J.	5/3	START	START	START	XXX	XXX	DNP						
9	Jordan, T.	6/-	XXX	XXX	XXX	XXX	XXX	XXX						
53	Jumper, C.	6/4	START	START	XXX	XXX	START	START						
24	Kelly Jr., T.	2/-	XXX	XXX	DNP	DNP	DNP	DNP						
4	Kelly, J.	6/6	START	START	START	START	START	START						
63	Kendrick, B.	6/6	START	START	START	START	START	START						
0B	Kongbo, J.	6/6	START	START	START	START	START	START						
0J	Labruzzo, C.	4/-	DNP	XXX	XXX	XXX	XXX	DNP						
46	Lovingood, R.	6/-	XXX	XXX	XXX	XXX	XXX	XXX						
0I	Martin, J.	6/6	START	START	START	START	START	START						
20	McDowell, C.	3/3	START	START	START	DNP	DNP	DNP						
99	McKenzie, K.	6/6	START	START	START	START	START	START						
52	Medford, E.	5/-	XXX	XXX	XXX	XXX	DNP	XXX						
2F	Medley, A.	5/-	XXX	XXX	XXX	XXX	XXX	DNP						
1C	Moseley, E.	6/5	XXX	START	START	START	START	START						
1I	Murphy, J.	2/-	DNP	XXX	DNP	DNP	XXX	DNP						
0D	Osborne, M.	5/-	XXX	XXX	DNP	XXX	XXX	XXX						
5	Palmer, J.	6/2	XXX	START	START	XXX	XXX	XXX						
0F	Phillips, K.	6/1	XXX	XXX	XXX	XXX	XXX	START						
5F	Picou, Q.	6/-	XXX	XXX	XXX	XXX	XXX	XXX						
8I	Pope, A.	5/-	DNP	XXX	XXX	XXX	XXX	XXX						
2I	Reid, S.	2/-	DNP	XXX	DNP	DNP	DNP	XXX						
5I	Richmond, D.	5/5	DNP	START	START	START	START	START						
75	Robertson, J.	5/5	START	START	START	DNP	START	START						
14	Sapp, Q.	6/3	XXX	XXX	XXX	START	START	START						
1F	Shamburger, S.	6/-	XXX	XXX	XXX	XXX	XXX	XXX						
1B	Smith, A.	1/-	DNP	DNP	DNP	DNP	DNP	XXX						
25	Smith, Jo.	4/3	DNP	DNP	XXX	START	START	START						
73	Smith, T.	6/6	START	START	START	START	START	START						
68	Tatum, M.	4/3	START	DNP	DNP	XXX	START	START						
19	Taylor, D.	5/5	START	START	START	START	START	DNP						
55	Thomas, C.	2/1	DNP	XXX	DNP	START	DNP	DNP						
0C	Tuttle, S.	4/-	DNP	XXX	XXX	DNP	XXX	XXX						
39	Vickers, K.	6/6	START	START	START	START	START	START						
18	Warrior, N.	6/6	START	START	START	START	START	START						
6	Wiggins, S.	5/-	DNP	XXX	XXX	XXX	XXX	XXX						
8	Williams, L.	1/-	XXX	DNP	DNP	DNP	DNP	DNP						
80	Wolf, El.	3/1	START	XXX	DNP	DNP	DNP	XXX						
82	Wolf, Et.	6/6	START	START	START	START	START	START						

Starts indicated by START; XXX-Played; DNP-Did Not Play

2017 TEAM SUPERLATIVES

TENNESSEE HIGHS AND LOWS

Points Scored	42	Georgia Tech, Indiana State
Low	0	Georgia
First Downs	24	Indiana State
Low	7	Georgia
Rushing Attempts	39	UMass, South Carolina
Low	22	Georgia Tech
Rushing Yards	183	Florida
Low	62	Georgia
Rushing TDs	4	Georgia Tech
Low	0	Georgia, South Carolina
Passes Attempted	39	Florida
Low	19	South Carolina
Passes Completed	21	Florida
Low	11	Georgia, South Carolina
Had Intercepted	3	Florida
Low	0	Georgia Tech, UMass, South Carolina
Passing Yards	259	Florida
Low	80	Georgia
Passing TDs	3	Indiana State
Low	0	Georgia, South Carolina
Total Offensive Plays	72	Florida
Low	52	Georgia
Total Offensive Yards	442	Florida
Low	142	Georgia
Fumbles	2	Indiana State, UMass, Georgia, South Carolina
Low	0	Georgia Tech, Florida
Fumbles Lost	2	Georgia
Low	0	Georgia Tech, Florida, South Carolina
Penalties	7	Florida, South Carolina
Low	2	Georgia Tech
Penalty Yards	54	Florida
Low	20	Georgia Tech
QB Sacks by	7	UMass
Low	0	Georgia Tech, Georgia

2017 INDIVIDUAL SUPERLATIVES

MOST BY A VOL...

Rushes	25	John Kelly vs UMass (Sep 23, 2017)
Yards Rushing	141	John Kelly at Florida (Sep 16, 2017)
TD Rushes	4	John Kelly vs Georgia Tech (Sep 04, 2017)
Long Rush	38	John Kelly at Florida (Sep 16, 2017)
Pass attempts	39	Quinten Dormady at Florida (Sep 16, 2017)
Pass completions	21	Quinten Dormady at Florida (Sep 16, 2017)
Yards Passing	259	Quinten Dormady at Florida (Sep 16, 2017)
TD Passes	2	Quinten Dormady vs Georgia Tech (Sep 04, 2017)
		Quinten Dormady vs Indiana State (Sept 9, 2017)
Long Pass	66	Quinten Dormady vs UMass (Sep 23, 2017)
Receptions	7	Brandon Johnson vs UMass (Sep 23, 2017)
Yards Receiving	123	Brandon Johnson vs UMass (Sep 23, 2017)
TD Receptions	2	Marquez Callaway vs Georgia Tech (Sep 04, 2017)
Long Reception	66	Brandon Johnson vs UMass (Sep 23, 2017)
Field Goals	3	Brent Cimaglia vs South Carolina (Oct 14, 2017)
Long Field Goal	51	Brent Cimaglia at Florida (Sep 16, 2017)
Punts	8	Trevor Daniel vs UMass (Sep 23, 2017)
		Trevor Daniel vs Georgia (Sep 30, 2017)
Punting Avg	52.3	Trevor Daniel vs South Carolina (Oct 14, 2017)
Long Punt	72	Trevor Daniel vs South Carolina (Oct 14, 2017)
Punts inside 20	5	Trevor Daniel vs Georgia Tech (Sep 04, 2017)
Long Punt Return	36	Marquez Callaway vs Indiana State (Sept 9, 2017)
Long Kickoff Return	91	Ty Chandler vs Indiana State (Sept 9, 2017)
Tackles	23	Daniel Bituli vs Georgia Tech (Sep 04, 2017)
Sacks	2.5	Colton Jumper vs UMass (Sep 23, 2017)
Tackles For Loss	3.5	Colton Jumper vs UMass (Sep 23, 2017)
Interceptions	1	Rashaan Gaulden at Florida (Sep 16, 2017)
		Justin Martin vs Georgia (Sep 30, 2017)

TENNESSEE'S LONG PLAYS

Rushing	38	John Kelly at Florida (Sept 16, 2017)
Passing	66	Quinten Dormady vs UMass (Sept 23, 2017)
Field Goal	51	Brent Cimaglia at Florida (Sept 16, 2017)
Punt	72	Trevor Daniel vs South Carolina (Oct 14, 2017)
Punt Return	36	Marquez Callaway vs. Indiana State (Sept 9, 2017)
Kickoff Return	91	Ty Chandler vs. Indiana State (Sept 9, 2017)
INT Return	--	--
Fumble Return	--	--

OPPONENT HIGHS AND LOWS

Points Scored	41	Georgia Tech, Georgia
Low	7	Indiana State
First Downs	33	Georgia Tech
Low	13	Indiana State
Rushing Attempts	86	Georgia Tech
Low	29	Florida
Rushing Yards	535	Georgia Tech
Low	144	UMass
Rushing TDs	6	Georgia Tech
Low	0	Indiana State, Florida
Passes Attempted	28	Florida
Low	10	Georgia Tech
Passes Completed	18	Florida
Low	5	Georgia Tech
Had Intercepted	1	Florida, Georgia
Low	0	Georgia Tech, Indiana State, UMass, South Carolina
Passing Yards	212	Florida
Low	84	Georgia
Passing TDs	2	Florida
Low	0	Georgia Tech, South Carolina
Total Offensive Plays	96	Georgia Tech
Low	57	Indiana State, Florida
Total Offensive Yards	655	Georgia Tech
Low	215	Indiana State
Fumbles	3	Georgia Tech, Georgia
Low	0	South Carolina
Fumbles Lost	2	Georgia Tech, Florida
Low	0	Indiana State, UMass, Georgia, South Carolina
Penalties	8	Florida, South Carolina
Low	4	Georgia Tech
Penalty Yards	65	Georgia
Low	37	Georgia Tech
QB Sacks by	7	South Carolina
Low	0	Georgia Tech, UMass

MOST BY AN OPPONENT...

Rushes	44	Marshall, T., vs Georgia Tech (Sep 04, 2017)
Yards Rushing	249	Marshall, T., vs Georgia Tech (Sep 04, 2017)
TD Rushes	5	Marshall, T., vs Georgia Tech (Sep 04, 2017)
Long Rush	72	Davis, M., at Florida (Sep 16, 2017)
Pass attempts	28	Franks, F., at Florida (Sep 16, 2017)
Pass completions	18	Franks, F., at Florida (Sep 16, 2017)
Yards Passing	212	Franks, F., at Florida (Sep 16, 2017)
TD Passes	2	Franks, F., at Florida (Sep 16, 2017)
Long Pass	63	Franks, F., at Florida (Sep 16, 2017)
Receptions	6	McClendon, J., vs Indiana State (Sept 9, 2017)
		Edwards, B., vs South Carolina (Oct 14, 2017)
Yards Receiving	93	Cleveland, T., at Florida (Sep 16, 2017)
TD Receptions	1	McClendon, J., vs Indiana State (Sept 9, 2017)
		Cleveland, T., at Florida (Sep 16, 2017)
		Powell, B., at Florida (Sep 16, 2017)
		Palmer, S., vs UMass (Sep 23, 2017)
		Wims, J., vs Georgia (Sep 30, 2017)
Long Reception	63	Cleveland, T., at Florida (Sep 16, 2017)
Field Goals	3	White, P., vs South Carolina (Oct 14, 2017)
Long Field Goal	47	White, P., vs South Carolina (Oct 14, 2017)
Punts	10	Laurent, L., vs UMass (Sep 23, 2017)
Punting Avg	46.0	Harvin III, P., vs Georgia Tech (Sep 04, 2017)
Long Punt	59	Townsend, J., at Florida (Sep 16, 2017)
		Nizialek, C., vs Georgia (Sep 30, 2017)
Punts inside 20	3	Nizialek, C., vs Georgia (Sep 30, 2017)
Long Punt Return	28	Hardman, M., vs Georgia (Sep 30, 2017)
Long Kickoff Return	46	Cleveland, T., at Florida (Sep 16, 2017)
Tackles	12	Barr, B., vs UMass (Sep 23, 2017)
Sacks	2.0	Wonnun, D., vs South Carolina (Oct 14, 2017)
Tackles For Loss	2.0	Moala, I., vs Indiana State (Sept 9, 2017)
		Downey, D., vs UMass (Sep 23, 2017)
		Addo, J., vs UMass (Sep 23, 2017)
		Bellamy, D., vs Georgia (Sep 30, 2017)
		Wonnun, D., vs South Carolina (Oct 14, 2017)
Interceptions	1	Green, R., vs Indiana State (Sept 9, 2017)
		Henderson, C., at Florida (Sep 16, 2017)
		Dawson, D., at Florida (Sep 16, 2017)
		Reese, D., at Florida (Sep 16, 2017)
		Reed, J., vs Georgia (Sep 30, 2017)
		McGhee, T., vs Georgia (Sep 30, 2017)

OPPONENT'S LONG PLAYS

Rushing	72	Davis, M., at Florida (Sept 16, 2017)
Passing	63	Franks, F., at Florida (Sept 16, 2017)
Field Goal	47	White, P., vs South Carolina (Oct 14, 2017)
Punt	59	Townsend, J., at Florida (Sept 16, 2017)
Punt Return	28	Hardman, M. vs. Georgia (Sept. 30, 2017)
Kickoff Return	46	Cleveland, T., at Florida (Sept 16, 2017)
INT Return	34	Reed, J.R., vs. Georgia (Sept. 30, 2017)
Fumble Return	--	--

2017 STATISTICS

THE LAST TIME TENNESSEE...

INDIVIDUAL

Rushed for 100 yards - 101, John Kelly vs. UMass 9/23/17
Rushed for 200 yards - 223, Arian Foster vs. Vanderbilt, 11/19/05
Rushed for 250 yards - 294, Chuck Webb vs. Mississippi, 11/18/89
QB Rushed for 100 yards - 118, Joshua Dobbs vs. Nebraska, 12/30/16
Passed for 300 yards - 340, Joshua Dobbs at Vanderbilt, 11/26/16
Passed for 400 yards - 404, Tyler Bray vs. Missouri, 11/10/12
Passed for 500 yards - 530, Tyler Bray vs. Troy, 11/3/12
Had 100 yards receiving - 123, Brandon Johnson vs. UMass 9/23/17
Had 150 yards receiving - 161, Alvin Kamara at Texas A&M, 10/8/16
Had 200 yards receiving - 219, Cordarrelle Patterson, vs. Troy, 11/3/12
Returned inside kick for TD - 44, Bret Smith at S. Carolina, 10/30/04
Returned opening kickoff for TD - 91, Ty Chandler vs. Indiana State, 9/9/17
Returned conventional kickoff for TD - 100, Evan Berry at South Carolina, 10/29/16
Returned kickoff 100 yards - Evan Berry at South Carolina, 10/29/16
Returned punt for TD - 62, Marquez Callaway vs. Tennessee Tech, 11/5/16
Returned punt at least 75 yards - 85, Cameron Sutton vs. Vanderbilt, 11/28/15 (TD)
Had a rushing + punt return TD in same game - Alvin Kamara vs. WCU, 9/19/15 (2, 50)
Returned INT for TD - 59 yards, Jonathan Kongbo vs. Missouri, 11/19/16
Returned a fumble for TD - 0, Corey Vereen at Georgia, 10/1/16
Returned PAT for a score - 97, Floyd Miley vs. Mississippi, 11/17/90 (blocked kick return)
Rushed for three TDs - 4, John Kelly vs. Georgia Tech, 9/4/17
Rushed for four TDs - 4, John Kelly vs. Georgia Tech, 9/4/17
Threw four TD passes - 4, Joshua Dobbs vs. Florida, 9/24/16
Caught three TD passes - 3, Justin Hunter vs. Troy, 11/3/12
Made four FGs - 4, Aaron Medley at Missouri, 11/21/15
Had an 80-yard run - 87, LaMarcus Coker at Vanderbilt, 11/18/06
Had an 80-yard completion - 81, Tyler Bray to Justin Hunter vs. Montana, 9/4/11
Had 20+ tackles - 23, Daniel Bituli vs. Georgia Tech, 9/4/17
Recorded three sacks - 3.0, Derek Barnett at South Carolina, 10/29/16
Forced two fumbles - 2, Rico McCoy vs. South Carolina, 10/31/09
Intercepted two passes - 2, Todd Kelly Jr. vs. Oklahoma 9/12/15
Intercepted three passes - 3, Deon Grant vs. Auburn 10/2/99
Made a 50-yard FG - 51, Brent Cimaglia at Florida, 9/16/17

TEAM

Shut out an opponent - 55-0 vs. Tennessee Tech, 11/5/16
Shut out consecutive opponents - at Vanderbilt and vs. Kentucky, 11/23-30/02 (24-0)
Rushed for more than 300 yards - 386, vs. Missouri, 11/19/16 (45 att.)
Rushed for more than 400 yards - 406, vs. Vanderbilt, 11/26/94 (60 att.)
Passed for more than 300 yards - 340, at Vanderbilt, 11/26/16 (31 att.)
Passed for more than 400 yards - 402, at Texas A&M, 10/8/16 (48 att.)
Had more than 500 yards total off. - 521, vs. Nebraska, 12/30/16 (230 rush, 291 pass)
Had more than 600 yards total off. - 609, vs. Missouri, 11/19/16 (386 rush, 223 pass)
Scored 50 points - 63, vs. Missouri, 11/19/16 (Score: 63-37)
Scored 60 points - 63, vs. Missouri, 11/19/16 (Score: 63-37)
Scored 70 points - 70, vs. Louisiana-Monroe, 9/23/00 (Score: 70-3)
Scored 30+ points in a quarter - vs. Western Carolina, 9/19/15 (2nd quarter, 31 points)
Scored 35+ points in a quarter - Arkansas, 11/22/00 (1st quarter, 35 points)
Failed to rush for 100 yards - 62, vs. Georgia, 9/30/17 (29 att.)
Failed to pass for 100 yards - 80, vs. Georgia, 9/30/17 (11-of-23, 2 int)
Held opponent to fewer than 100 yards rushing - 61, vs. Nebraska, 12/30/16 (28 att.)
Held opponent to fewer than 100 yards passing - 84, vs. Georgia, 9/30/17 (7-of-17, 1 int.)
Held opponent to fewer than 100 yards total off. - 83, vs. W. Ky, 9/5/09 (34 rush, 49 pass)
Held opponent without a TD - vs. Tennessee Tech, 11/5/16 (Score: Tennessee 55-0)
Failed to get a first down - vs. Auburn, 9/27/58 (Score: Auburn 13-0)
Scored a safety - vs. Vanderbilt 11/28/15 (Derek Barnett sack)
Committed no turnovers - vs. Georgia Tech, 9/4/17
Forced opponent into five turnovers - vs. Virginia Tech, 9/10/16
Committed no penalties - vs. Austin Peay, 8/31/13
Never had to punt - vs. Western Ky., 9/5/09 (15 off. possessions in 63-7 win)
Blocked a punt - vs. Georgia, 10/5/13 (Jalen Reeves-Maybin)
Returned blocked punt for TD - 15 vs. Georgia, 10/5/13 (Devaun Swafford)
Blocked a field goal - vs. Georgia Tech, 9/4/17 (Paul Bain, sent game to OT)
Returned blocked FG for TD - 90 vs. S. Carolina, 10/28/95 (Tyrone Hines)
Returned punt and kickoff for TD in same game - at Kentucky, 10/31/15 (Evan Berry 100-yard KR; Cameron Sutton 84-yard PR)
Blocked a PAT - Auburn, 11/9/13 (Daniel McCullers on PAT)
Faked a punt - at Vanderbilt, 11/17/12 (Michael Palardy incomplete pass)
Successfully faked punt for 1st down - at Alabama, 10/22/11 (M. Palardy pass to A. Anderson)
Faked a FG - vs. Missouri, 11/22/14 (P. Ashford pass to A. Ellis for touchdown)
Attempted 2-pt conversion - at Georgia, 9/27/14 (Worley pass to Helm successful)
Scored 2-pt conversion - at Georgia, 9/27/14 (Worley pass to Helm successful)
Attempted onside kick - vs. Missouri, 11/22/14 (Tennessee recovered; penalty turnover)
Two players w/ 100 yards rushing - J. Dobbs (190) & J. Kelly (101) vs. Missouri (11/19/16)
Three players with 100 yards rushing - J. Stewart (145), A. Hayden (115) & M. Phillips (107) vs. Vanderbilt, 11/30/91
Two players w/ 100 yards passing - J. Dobbs (183) & Q. Dormady (109) vs. TTU, 11/5/16
Two players w/ 100 yards receiving - J. Hunter (141) & M. Rivera (129) vs. Missouri, 11/10/12
Lost OT game - at Texas A&M, 10/8/16 (Score: TAMU 45-38 2OT)
Won OT game - vs. Georgia Tech, 9/4/17 (Score: UT 42-41, 2OT)
Won game on last play - at Georgia, 10/1/16 (UT 34-31, 43-yd TD pass Dobbs to Jennings)
Lost game on last play - at Florida, 9/16/17 (Score: UF 26-20: 63-yd TD pass)
Rallied from down 14 to win - vs. Georgia Tech, 9/4/17 (trailed 28-14 in 4Q & won, 42-41)
Beat ranked opponent - vs. No. 24 Nebraska, 12/30/16 (Score: Tennessee 38-24)
Beat team ranked in top 15 - vs. #13 Northwestern, 1/1/16 (Score: Tennessee 45-6)
Beat team ranked in top five - at #4 LSU, 9/26/05 (Score: Tennessee 30-27 OT)

THE LAST TIME AN OPPONENT...

INDIVIDUAL

Rushed for 100 yards - 109, Nick Chubb vs. Georgia, 9/30/17 (16 attempts)
Rushed for 200 yards - 249, TaQuon Marshall vs. Georgia Tech, 9/4/17 (44 attempts)
Rushed for 250 yards - 282, Dexter McCluster, at Mississippi, 11/14/09 (25 attempts)
A QB Rushed for 100 yards - 249, TaQuon Marshall vs. Georgia Tech, 9/4/17
Passed for 300 yards - 416, Kyle Shurmur, at Vanderbilt, 11/26/16
Passed for 400 yards - 416, Kyle Shurmur, at Vanderbilt, 11/26/16
Passed for 500 yards - Never
Had 100 yards receiving - 184, Trent Sherfield, & 117, Caleb Scott, at Vanderbilt, 11/26/16
Had 150 yards receiving - 184, Trent Sherfield at Vanderbilt, 11/26/16
Had 200 yards receiving - 233, Pharoh Cooper at South Carolina, 11/1/14
Returned a kickoff for TD - 90, Corey Grant, vs. Auburn, 11/9/13
Returned a kickoff 100 yards - Brandon Boykin, vs. Georgia, 10/10/09
Returned a punt for TD - 79, Eddie Jackson, vs. Alabama, 10/15/16
Returned a blocked punt for TD - 17, Sean Westgate, at UCLA, 9/1/08
Returned an INT for TD - 16, CJ Henderson at Florida, 9/16/17
Returned a fumble for TD - 77, Cory Johnson at Kentucky (10/31/15)
Returned an extra point for score - Quinton Reese, Auburn (SEC Championship), 12/6/97 (yardage not recorded)
Returned a punt at least 75 yards - 79, Eddie Jackson, vs. Alabama, 10/15/16 (TD)
Rushed for three TDs - 3, Jalen Hurts, vs. Alabama, 10/15/16
Rushed for four TDs - 4, Dexter McCluster, at Mississippi, 11/14/09
Rushed for five TDs - 5, TaQuon Marshall, vs. Georgia Tech, 9/4/17
Threw four TD passes - 4, Marcus Mariota, at Oregon, 9/14/13
Caught three TD passes - 3, Josh Reed, at LSU, 9/30/00 (overtime)
Made four FGs - 4, Louie Zervos, Ohio, 9/17/16
Had an 80-yard run - 85, Bo Scarbrough vs. Alabama, 10/15/16
Had an 80-yard completion - 85, Dylan Thompson to Pharoh Cooper at South Carolina (TD), 11/1/14
Recorded three sacks - 5, Alex Brown, at Florida, 9/18/99
Intercepted two passes - 2, Jamarcus King, at South Carolina, 10/29/16
Made a 50-yard FG - 54, Austin MacGinnis, Kentucky, 11/15/14

TEAM

Shut out Tennessee - 41-0, vs. Georgia, 9/30/17
Shut out Tennessee in consecutive games - at Kentucky and vs. Vanderbilt, 11/19-26/59 (Scores: 20-0, 14-0)
Rushed for more than 300 yards - 535, vs. Georgia Tech, 9/4/17
Rushed for more than 400 yards - 535, vs. Georgia Tech, 9/4/17
Rushed for more than 500 yards - 535, vs. Georgia Tech, 9/4/17
Passed for more than 300 yards - 416, at Vanderbilt, 11/26/16
Had more than 600 yards total offense - 655, vs. Georgia Tech, 9/4/17 (535 rush, 120 pass)
Scored 50 points - 55, Auburn, 11/9/13, (Score: Auburn 55-23)
Scored 60 points - 62, Florida, 11/16/95 (Score: Florida 62-37)
Scored 70 points - 70, Trinity (present-day Duke), 11/4/1893 (Score: Trinity 70-0)
Failed to rush for 100 yards - 61, vs. Nebraska, 12/30/16 (28 att.)
Failed to pass for 100 yards - 84, vs. Georgia, 9/30/17 (7-of-17, 1 int.)
Held Tennessee to fewer than 100 yards rushing - 62, vs. Georgia, 9/30/17 (29 att.)
Held Tennessee to fewer than 100 yards passing - 80, vs. Georgia, 9/30/17 (11-of-23, 2 int)
Held Tennessee to fewer than 100 yards total offense - 59, vs. Alabama, 10/18/80
Held Tennessee without TD - vs. South Carolina, 10/14/17 (Score: South Carolina, 15-9)
Scored a safety - Montana, 9/4/11 (Tauren Poole tackled in end zone)
Blocked a punt - vs. Georgia, 9/30/17 (D'Andre Walker)
Returned a blocked punt for TD - 17, at UCLA, 9/1/08 (Sean Westgate)
Blocked a FG - vs. Vanderbilt, 11/23/13 (blocked by Adam Butler)
Blocked two FGs - at Alabama, 10/24/09 (Terrence Cody blocked both)
Returned punt and kickoff for TD in same game - Auburn, 11/9/13 (Chris Davis 85-yard punt return; Corey Grant 90-yard kickoff return)
Faked a punt - North Texas, 11/14/15 (Keena pass 4 to Tucker, unsuccessful)
Successfully faked a punt for first down - Florida, 9/18/10 (Omarius Hines 36 run)
Failed 2-pt conversion - vs. Georgia Tech, 9/4/17 (T. Marshall failed pass attempt)
Scored 2-pt conversion - at Missouri, 11/21/15 (Jason Reese pass from Drew Lock)
Attempted an onside kick - 3 vs. Iowa, 1/2/15 (last Todd Kelly Jr. recovered)
Recovered a successful onside kick - at Mississippi State, 10/13/12
Two players with 100 yards rushing - vs. Georgia Tech, T. Marshall (249), K. Benson (124), 9/4/17
Three players with 100 yards rushing - Mississippi, P. Hofer (119), J. Reed (115), M. Sweet (103), 11/15/75
Two players with 100 yards passing - Troy, Corey Robinson (393) and Deon Anthony (103), 11/3/12
Two players with 100 yards receiving - Vanderbilt, Trent Sherfield (184) and Caleb Scott (117), 11/26/16
Won OT game - at Texas A&M, 10/8/16 (Score: TAMU 45-38 2OT)
Lost OT game - vs. Georgia Tech, 9/4/17 (Score: UT 42-41, 2OT)
Beat a ranked Tennessee team - at Florida, 9/16/17 (Score: #24 UF 26, #23 UT 20)
Beat a Tennessee team ranked in the top 15 - vs. Alabama, 10/15/16 (Score: #1 UA 49, #9 UT 10)
Beat a Tennessee team ranked in the top five - Florida, 9/17/05 (Score: Florida 16, #4 UT 7)

Highlighted - Occurred during 2017 season

2017 SEC STANDINGS

EASTERN DIVISION

	SEC	Pct.	PF	PA	Overall	Pct.	PF	PA	Home	Away	Neutral	vs. Div.	Top 25	Top 10	Streak
Georgia	4-0	1.000	170	45	7-0	1.000	263	88	4-0	3-0	0-0	2-0	2-0	0-0	W7
Kentucky	2-1	.667	90	75	5-1	.833	165	128	3-1	2-0	0-0	2-1	0-1	0-0	W2
Florida	3-2	.600	125	107	3-3	.500	142	140	2-2	1-0	0-1	3-0	1-1	0-0	L2
South Carolina	3-2	.600	124	91	5-2	.714	176	135	2-1	2-1	1-0	2-1	0-0	0-0	W2
Tennessee	0-3	.000	29	82	3-3	.500	130	143	2-2	0-1	1-0	0-3	0-2	0-1	L2
Missouri	0-4	.000	89	175	1-5	.167	164	253	1-3	0-2	0-0	0-3	0-2	0-1	L5
Vanderbilt	0-4	.000	73	199	3-4	.429	157	212	2-2	1-2	0-0	0-2	1-3	0-2	L4

WESTERN DIVISION

	SEC	Pct.	PF	PA	Overall	Pct.	PF	PA	Home	Away	Neutral	vs. Div.	Top 25	Top 10	Streak
Alabama	4-0	1.000	193	31	7-0	1.000	299	71	4-0	2-0	1-0	3-0	1-0	1-0	W7
Auburn	3-1	.750	167	74	5-2	.714	238	105	4-0	1-2	0-0	2-1	1-1	0-1	L1
Texas A&M	3-1	.750	112	104	5-2	.714	225	184	3-1	1-1	1-0	1-1	0-1	0-1	W1
LSU	2-1	.667	51	76	5-2	.714	179	136	3-1	1-1	1-0	1-1	2-0	1-0	W2
Ole Miss	1-2	.333	83	145	3-3	.500	191	222	3-0	0-3	0-0	0-2	0-2	0-1	W1
Mississippi State	1-2	.333	50	87	4-2	.667	191	118	3-0	1-2	0-0	1-1	1-2	0-0	W1
Arkansas	0-3	.000	74	139	2-4	.333	172	198	1-1	0-2	1-1	0-2	0-2	0-1	L2

THIS WEEK IN THE SEC

Saturday, Oct. 21

Idaho at Missouri (SECN)	12:00 p.m. ET
Tennessee at Alabama (CBS)	3:30 p.m. ET
Kentucky at Mississippi State (SECN)	4:00 p.m. ET
LSU at Ole Miss (ESPN)	7:15 p.m. ET
Auburn at Arkansas (SECN)	7:30 p.m. ET

NATIONAL POLLS (WEEK 8 - AS OF OCT. 15)

ASSOCIATED PRESS

Rank	School	Points	Record	Previous
1	Alabama (61)	1525	7-0	1
2	Penn State	1432	6-0	3
3	Georgia	1417	7-0	4
4	TCU	1322	6-0	6
5	Wisconsin	1241	6-0	7
6	Ohio State	1184	6-1	9
7	Clemson	1117	6-1	2
8	Miami (FL)	1109	5-0	11
9	Oklahoma	1066	5-1	12
10	Oklahoma State	900	5-1	14
11	Southern Cal	886	6-1	13
12	Washington	811	6-1	5
13	Notre Dame	798	5-1	16
14	Virginia Tech	727	5-1	15
15	Washington State	578	6-1	8
T-16	South Florida	573	6-0	18
T-16	NC State	573	6-1	20
18	Michigan State	563	5-1	21
19	Michigan	558	5-1	17
20	UCF	387	5-0	22
21	Auburn	303	5-2	10
22	Stanford	274	5-2	23
23	West Virginia	157	4-2	NR
24	LSU	108	5-2	NR
25	Memphis	62	5-1	NR

Others receiving votes:

San Diego St. 56, Texas A&M 46, Iowa St. 16, Virginia 10, **Kentucky 8**, Utah 4, Mississippi St. 3, **South Carolina 2**, Iowa 2, Navy 2, Texas Tech 2, **Georgia Tech 1**, Marshall 1, Florida St. 1

Bold: UT and teams on UT '17 schedule.

USA TODAY COACHES

Rank	School	Record	Points	Previous
1	Alabama (63)	7-0	1575	1
2	Penn State	6-0	1483	3
3	Georgia	7-0	1450	5
4	TCU	6-0	1345	7
5	Wisconsin	6-0	1338	6
6	Ohio State	6-1	1243	8
7	Miami	5-0	1144	10
8	Clemson	6-1	1106	2
9	Oklahoma	5-1	1079	12
10	Southern Cal	6-1	930	13
11	Oklahoma State	5-1	917	14
12	Washington	6-1	914	4
13	South Florida	6-0	716	15
14	Virginia Tech	5-1	701	17
15	Michigan	5-1	657	16
16	Notre Dame	5-1	614	19
17	NC State	6-1	573	20
18	Washington State	6-1	564	9
19	Michigan State	5-1	469	22
20	UCF	5-0	439	21
21	Auburn	5-2	354	11
22	Stanford	5-2	286	25
23	West Virginia	4-2	144	29
24	Texas A&M	5-2	94	32
25	LSU	5-2	80	34

Others receiving votes:

Kentucky 64; Memphis 50; Virginia 42; San Diego State 39; **South Carolina 19**; Utah 14; Navy 9; Mississippi State 6; Boise State 4; Colorado State 4; Marshall 3; **Florida 2**; **Georgia Tech 2**; Iowa State 2

2017 SEC BOWL TIE-INS

Independence Bowl (ACC vs. SEC)

Dec. 27 ESPN 1:30 p.m. Shreveport, La.

Texas Bowl (Big 12 vs. SEC)

Dec. 27 ESPN 9:00 p.m. Houston, Texas

Belk Bowl (ACC vs. SEC)

Dec. 29 ESPN 1:00 p.m. Charlotte, N.C.

Birmingham Bowl (Amer. vs. SEC)

Dec. 29 ESPN 2 p.m. Birmingham, Ala.

Liberty Bowl (Big 12 vs. SEC)

Dec. 30 ABC 12:30 p.m. Memphis, Tenn.

Music City Bowl (ACC/Big 10 vs. SEC)

Dec. 29 ESPN 4:30 p.m. Nashville, Tenn.

Citrus Bowl (Big 10/ACC vs. SEC)

Jan. 1 ABC 1 p.m. Orlando, Fla.

TaxSlayer Bowl (ACC/Big 10 vs. SEC)

Dec. 30 ESPN 12 p.m. Jacksonville, Fla.

Outback Bowl (Big 10 vs. SEC)

Jan. 1 ESPN2 12:00 p.m. Tampa, Fla.

COLLEGE FOOTBALL PLAYOFF GAMES

Orange Bowl (ACC vs. Big Ten/SEC)

Dec. 30 ESPN 8:00 p.m. Miami Gardens, Fla.

Fiesta Bowl (At-large vs. At-large)

Dec. 30 ESPN 4:00 p.m. Glendale, Ariz.

Peach Bowl (At-large vs. At-large)

Jan. 1 ESPN 12:30 p.m. Atlanta, Ga.

Cotton Bowl (At-large vs. At-large)

Dec. 29 ESPN 8:30 p.m. Arlington, TX

Rose Bowl (Semifinal)

Jan. 1 ESPN 5:00 p.m. Pasadena, Calif.

Sugar Bowl (Semifinal)

Jan. 1 ESPN 8:45 p.m. New Orleans, La.

College Football Championship Game

Jan. 8 ESPN 8:00 p.m. Atlanta, Ga.

* Games to be determined by CFP Selection Committee on Dec. 6.