

# 2017 FOOTBALL



Week 8 - Games of October 21

Southeastern Conference Communications Office  
SECSports.com • CollegePressBox.com

Chuck Dunlap (Primary SEC Football Contact) • cdunlap@sec.org • @SEC\_Chuck

Ben Beaty (Secondary Football Contact) • bbeaty@sec.org • @BenBeaty  
Phone: (205) 458-3000 • Fax: (205) 458-3030

## EASTERN DIVISION

	SEC	Pct.	PF	PA	Overall	Pct.	PF	PA	Home	Away	Neutral	vs. Div.	Top 25	Top 10	Streak
Georgia	4-0	1.000	170	45	7-0	1.000	263	88	4-0	3-0	0-0	3-0	2-0	0-0	W7
Kentucky	2-1	.667	90	75	5-1	.833	165	128	3-1	2-0	0-0	2-1	0-1	0-0	W2
Florida	3-2	.600	125	107	3-3	.500	142	140	2-2	1-0	0-1	3-0	1-1	0-1	L2
South Carolina	3-2	.600	124	91	5-2	.714	176	135	2-1	2-1	1-0	2-1	0-0	0-0	W2
Missouri	0-4	.000	89	175	1-5	.167	164	253	1-3	0-2	0-0	0-3	0-2	0-1	L5
Tennessee	0-3	.000	29	82	3-3	.500	130	143	2-2	0-1	1-0	0-3	0-2	0-1	L2
Vanderbilt	0-4	.000	73	199	3-4	.429	157	212	2-2	1-2	0-0	0-2	1-3	0-2	L4

## WESTERN DIVISION

	SEC	Pct.	PF	PA	Overall	Pct.	PF	PA	Home	Away	Neutral	vs. Div.	Top 25	Top 10	Streak
Alabama	4-0	1.000	193	31	7-0	1.000	299	71	4-0	2-0	1-0	3-0	1-0	1-0	W7
Auburn	3-1	.750	167	74	5-2	.714	238	105	4-0	1-2	0-0	2-1	1-1	0-1	L1
Texas A&M	3-1	.750	112	104	5-2	.714	225	184	3-1	1-1	1-0	1-1	0-1	0-1	W1
LSU	2-1	.667	51	76	5-2	.714	179	136	3-1	1-1	1-0	1-1	2-0	1-0	W2
*Ole Miss	1-2	.333	83	145	3-3	.500	191	222	3-0	0-3	0-0	0-2	0-2	0-1	W1
Mississippi State	1-2	.333	50	87	4-2	.667	191	118	3-0	1-2	0-0	1-1	1-2	0-0	W1
Arkansas	0-3	.000	74	139	2-4	.333	172	198	2-1	0-2	0-1	0-2	0-2	0-1	L2

NOTES: \* - Not eligible for conference title due to self-imposed post-season penalty; vs. Top 10 - Record vs. teams in Top 10 (AP, USA Today) when game was played;  
vs. Top 25 - Record vs. teams in Top 25 (AP, USA Today) when game was played; Teams listed in alphabetical order unless tie-breaker applicable

## WEEK 8 IN THE SEC

### SATURDAY, OCT. 21

Idaho (2-4) at Missouri (1-5, 0-4 SEC)	Series: MIZ leads, 2-0
11 a.m. CT • SEC Network	
Columbia, Mo. • Memorial Stadium - Faurot Field (71,168)	Sirius: 138 • XM: 190
Tennessee (3-3, 0-3 SEC) at Alabama (7-0, 4-0 SEC)	Series: UA leads, 53-38-7
2:30 p.m. CT • CBS	Last: UA, 49-10 (2016 at Knoxville)
Tuscaloosa, Ala. • Bryant-Denny Stadium (101,821)	Sirius: 138 • XM: 190
Kentucky (5-1, 2-1 SEC) at Mississippi State (4-2, 1-2 SEC)	Series: Tied, 22-22
3 p.m. CT • SEC Network	Last: UK, 40-38 (2016 at Lexington)
Starkville, Miss. • Davis Wade Stadium at Scott Field (61,337)	Sirius: 145 • XM: 191

LSU (5-2, 2-1 SEC) at Ole Miss (3-3, 1-2 SEC)	Series: LSU leads, 60-41-4
6:15 p.m. CT • ESPN	Last: LSU, 38-21 (2016 at Baton Rouge)
Oxford, Miss. • Vaught-Hemingway Stadium (64,038)	Sirius: 138 • XM: 190
Auburn (5-2, 3-1 SEC) at Arkansas (2-4, 0-3 SEC)	Series: AU leads, 14-11-1
6:30 p.m. CT • SEC Network	Last: AU, 56-3 (2016 at Auburn)
Fayetteville, Ark. • Donald W. Reynolds Razorback Stadium (72,000)	Sirius: 145 • XM: 191
Open: Florida (3-3, 3-2 SEC); Georgia (7-0, 4-0 SEC); South Carolina (5-2, 3-2 SEC); Texas A&M (5-2, 3-1 SEC); Vanderbilt (3-4, 0-4 SEC)	

### SEC Championship Game

December 2, 2017

Mercedes-Benz Stadium ; Atlanta, Ga.

4 p.m. ET - CBS Sports



SECSports.com • CollegePressBox.com • SECSportsMedia.com • @SEC



SEC on Facebook, Instagram, Shapchat

#ItJustMeansMore



# 2017 SEC Football

## 2017 SOUTHEASTERN CONFERENCE TEAM SCHEDULES AND RESULTS

### ALABAMA CRIMSON TIDE (7-0, 4-0 SEC)

Home Stadium: Bryant-Denny Stadium (101,821)

Sept. 2	[1/1] vs. Florida State (3/3) (Atlanta)	W, 24-7	ABC	76,330
Sept. 9	[1/1] FRESNO STATE	W, 41-10	ESPN2	101,127
Sept. 16	[1/1] COLORADO STATE	W, 41-23	ESPN2	101,821
Sept. 23	[1/1] at Vanderbilt (rv/rv)	W, 59-0	CBS	40,350
Sept. 30	[1/1] OLE MISS	W, 66-3	ESPN	101,821
Oct. 7	[1/1] at Texas A&M (rv/rv)	W, 27-19	ESPN	101,058
Oct. 14	[1/1] ARKANSAS	W, 41-9	ESPN	101,821
Oct. 21	[1/1] TENNESSEE	CBS		2:30 p.m. CT
Oct. 28	Open date			
Nov. 4	LSU			
Nov. 11	at Mississippi State			
Nov. 18	MERCER			
Nov. 25	at Auburn			

### ARKANSAS RAZORBACKS (2-4, 0-3 SEC)

Home Stadium(s): Reynolds Razorback (72,000); War Memorial (54,120)

Aug. 31 (Thurs.)	[RV/RV] FLORIDA A&M (Little Rock)	W, 49-7	SEC Network	36,055
Sept. 9	[RV/RV] TCU (23/rv)	L, 7-28	CBS	73,688
Sept. 16	Open date			
Sept. 23	[--/RV] vs. Texas A&M (Arlington)	L, 43-50 [OT]	ESPN	64,668
Sept. 30	NEW MEXICO STATE	W, 42-24	SEC Network	70,727
Oct. 7	[--/RV] at South Carolina	L, 22-48	SEC Network	79,416
Oct. 14	at Alabama (1/1)	L, 9-41	ESPN	101,821
Oct. 21	AUBURN (21/21)	SEC Network		6:30 p.m. CT
Oct. 28	at Ole Miss	SEC Network		11 a.m. CT
Nov. 4	COASTAL CAROLINA			
Nov. 11	at LSU			
Nov. 18	MISSISSIPPI STATE			
Nov. 24	MISSOURI	CBS		1:30 p.m. CT

### AUBURN TIGERS (5-2, 3-1 SEC)

Home Stadium: Jordan-Hare Stadium (87,451)

Sept. 2	[12/13] GEORGIA SOUTHERN	W, 41-7	SEC Network	87,451
Sept. 9	[13/13] at Clemson (3/3)	L, 6-14	ESPN	81,799
Sept. 16	[15/17] MERCER	W, 24-10	SEC Network	87,033
Sept. 23	[15/16] at Missouri	W, 51-14	ESPNU	54,574
Sept. 30	[13/15] MISSISSIPPI STATE (24/24)	W, 49-10	ESPN	86,901
Oct. 7	[12/13] OLE MISS	W, 44-23	SEC Network	86,700
Oct. 14	[10/11] at LSU (rv/rv)	L, 23-27	CBS	101,601
Oct. 21	[21/21] at Arkansas	SEC Network		6:30 p.m. CT
Oct. 28	Open date			
Nov. 4	at Texas A&M			
Nov. 11	GEORGIA			
Nov. 18	LOUISIANA-MONROE			
Nov. 25	ALABAMA			

### FLORIDA GATORS (3-3, 3-2 SEC)

Home Stadium: Steve Spurrier-Florida Field at Ben Hill Griffin Stadium (88,548)

Sept. 2	[17/16] vs. Michigan (11/9) (Arlington)	L, 17-33	ABC	75,802
Sept. 9	[22/24] NORTHERN COLORADO	SEC Network		Canceled
Sept. 16	[24/25] TENNESSEE (23/23)	W, 26-20	CBS	87,736
Sept. 23	[20/22] at Kentucky (rv/rv)	W, 28-27	SEC Network	62,945
Sept. 30	[21/20] VANDERBILT	W, 38-24	ESPN	84,478
Oct. 7	[21/20] LSU	L, 16-17	CBS	88,247
Oct. 14	[RV/RV] TEXAS A&M (rv/rv)	L, 17-19	ESPN2	86,114
Oct. 21	Open date			
Oct. 28	vs. Georgia (Jacksonville)	CBS		3:30 p.m. ET
Nov. 4	at Missouri			
Nov. 11	at South Carolina			
Nov. 18	UAB			
Nov. 25	FLORIDA STATE			

### GEORGIA BULLDOGS (7-0, 4-0 SEC)

Home Stadium: Sanford Stadium (92,746)

Sept. 2	[15/15] APPALACHIAN STATE	W, 31-10	ESPN	92,746
Sept. 9	[15/15] at Notre Dame (24/25)	W, 20-19	NBC	77,622
Sept. 16	[13/13] SAMFORD	W, 42-14	SEC Network	92,746
Sept. 23	[11/12] MISSISSIPPI STATE (17/19)	W, 31-3	ESPN	92,746
Sept. 30	[7/8] at Tennessee (rv/rv)	W, 41-0	CBS	102,455
Oct. 7	[5/6] at Vanderbilt	W, 45-14	ESPN	36,282
Oct. 14	[4/5] MISSOURI	W, 53-28	SEC Network	92,746
Oct. 21	Open date			
Oct. 28	vs. Florida (Jacksonville)	CBS		3:30 p.m. ET
Nov. 4	SOUTH CAROLINA			
Nov. 11	at Auburn			
Nov. 18	KENTUCKY			
Nov. 25	at Georgia Tech			

### KENTUCKY WILDCATS (5-1, 2-1 SEC)

Home Stadium: Kroger Field (61,000)

Sept. 2	[RV/--] at Southern Mississippi	W, 24-17	CBS Sports Net	22,761
Sept. 9	[RV/RV] EASTERN KENTUCKY	W, 27-16	SEC Network	54,868
Sept. 16	[--/RV] at South Carolina (rv/rv)	W, 23-13	SEC Network	82,493
Sept. 23	[RV/RV] FLORIDA (20/22)	L, 27-28	SEC Network	62,945
Sept. 30	EASTERN MICHIGAN	W, 24-20	SEC Network	50,593
Oct. 7	[--/RV] MISSOURI	W, 40-34	SEC Network	57,476
Oct. 14	Open date			
Oct. 21	[RV/RV] at Mississippi State (rv/rv)	SEC Network		4 p.m. ET
Oct. 28	TENNESSEE	SEC Network		7:30 p.m. ET
Nov. 4	OLE MISS			
Nov. 11	at Vanderbilt			
Nov. 18	at Georgia			
Nov. 25	LOUISVILLE			

### LSU TIGERS (5-2, 2-1 SEC)

Home Stadium: Tiger Stadium (102,321)

Sept. 2	[13/12] vs. BYU (rv/rv) (New Orleans)	W, 27-0	ESPN	53,826
Sept. 9	[12/12] UT-CHATTANOOGA	W, 45-10	SEC Network	97,289
Sept. 16	[12/11] at Mississippi State (rv/rv)	L, 7-37	ESPN	60,596
Sept. 23	[25/23] SYRACUSE	W, 35-26	ESPN2	96,044
Sept. 30	[25/22] TROY	L, 21-24	ESPNU	99,879
Oct. 7	at Florida (21/20)	W, 17-16	CBS	88,247
Oct. 14	[RV/RV] AUBURN (10/11)	W, 27-23	CBS	101,601
Oct. 21	[24/25] at Ole Miss	ESPN		6:15 p.m. CT
Oct. 28	Open date			
Nov. 4	at Alabama			
Nov. 11	ARKANSAS			
Nov. 18	at Tennessee			
Nov. 25	TEXAS A&M			

### OLE MISS REBELS (3-3, 1-2 SEC)

Home Stadium: Vaught-Hemingway Stadium (64,038)

Sept. 2	SOUTH ALABAMA	W, 47-27	ESPNU	62,532
Sept. 9	UT-MARTIN	W, 45-23	SEC Network	60,476
Sept. 16	at California (rv/--)	L, 16-27	ESPN	37,125
Sept. 23	Open date			
Sept. 30	at Alabama (1/1)	L, 3-66	ESPN	101,821
Oct. 7	at Auburn (12/13)	L, 23-44	SEC Network	86,700
Oct. 14	VANDERBILT	W, 57-35	SEC Network	60,157
Oct. 21	LSU (24/25)	ESPN		6:15 p.m. CT
Oct. 28	ARKANSAS	SEC Network		11 a.m. CT
Nov. 4	at Kentucky			
Nov. 11	LOUISIANA-LAFAYETTE			
Nov. 18	TEXAS A&M			
Nov. 23 (Thu.)	at Mississippi State	ESPN		6:30 p.m. CT

# 2017 SEC Football

## 2017 SOUTHEASTERN CONFERENCE TEAM SCHEDULES AND RESULTS

### MISSISSIPPI STATE BULLDOGS (4-2, 1-2 SEC)

Home Stadium: Davis Wade Stadium at Scott Field (61,337)

Sept. 2	[--/RV] CHARLESTON SOUTHERN	W, 49-0	SEC Network	54,215
Sept. 9	[RV/RV] at Louisiana Tech	W, 57-21	CBS Sports Net	28,100
Sept. 16	[RV/RV] LSU (12/11)	W, 37-7	ESPN	60,596
Sept. 23	[17/19] at Georgia (11/12)	L, 3-31	ESPN	92,746
Sept. 30	[24/24] at Auburn (13/15)	L, 10-49	ESPN	86,901
Oct. 7	Open date			
Oct. 14	[--/RV] BYU	W, 35-10	SEC Network	54,866
Oct. 21	[RV/RV] KENTUCKY (rv/rv)		SEC Network	3 p.m. CT
Oct. 28	at Texas A&M		ESPN	6:15 p.m. CT
Nov. 4	UMASS			
Nov. 11	ALABAMA			
Nov. 18	at Arkansas			
Nov. 23 (Thu.)	OLE MISS		ESPN	6:30 p.m. CT

### MISSOURI TIGERS (1-5, 0-4 SEC)

Home Stadium: Memorial Stadium - Faurot Field (71,168)

Sept. 2	MISSOURI STATE	W, 72-43	SEC Network	50,131
Sept. 9	SOUTH CAROLINA (rv/rv)	L, 13-31	ESPN2	55,023
Sept. 16	PURDUE	L, 3-35	SEC Network	53,262
Sept. 23	AUBURN (15/16)	L, 14-51	ESPNU	54,574
Sept. 30	Open date			
Oct. 7	at Kentucky (--/rv)	L, 34-40	SEC Network	57,476
Oct. 14	at Georgia (4/5)	L, 28-53	SEC Network	92,746
Oct. 21	IDAHO		SEC Network	11 a.m. CT
Oct. 28	at UConn		CBS Sports Net	5:30 p.m. CT
Nov. 4	FLORIDA			
Nov. 11	TENNESSEE			
Nov. 18	at Vanderbilt			
Nov. 24	at Arkansas			

### SOUTH CAROLINA GAMECOCKS (5-2, 3-2 SEC)

Home Stadium: Williams-Brice Stadium (80,250)

Sept. 2	vs. NC State (Charlotte)	W, 35-28	ESPN	50,367
Sept. 9	[RV/RV] at Missouri	W, 31-13	ESPN2	55,023
Sept. 16	[RV/RV] KENTUCKY	L, 13-23	SEC Network	82,493
Sept. 23	LOUISIANA TECH	W, 17-16	SEC Network	71,821
Sept. 30	[--/RV] at Texas A&M (--/rv)	L, 17-24	SEC Network	64,430
Oct. 7	ARKANSAS (--/rv)	W, 48-22	SEC Network	79,416
Oct. 14	[--/RV] at Tennessee	W, 15-9	ESPN	98,104
Oct. 21	Open date			
Oct. 28	VANDERBILT		SEC Network	4 p.m. ET
Nov. 4	at Georgia			
Nov. 11	FLORIDA			
Nov. 18	WOFFORD			
Nov. 25	CLEMSON			

### TENNESSEE VOLUNTEERS (3-3, 0-3 SEC)

Home Stadium: Neyland Stadium (102,455)

Sept. 4 (Mon.)	[25/24] vs. Georgia Tech (--/rv) (Atlanta)	W, 42-41 [20T]	ESPN	75,107
Sept. 9	[25/21] INDIANA STATE	W, 42-7	SEC Network	99,015
Sept. 16	[23/23] at Florida (24/25)	L, 20-26	CBS	87,736
Sept. 23	[RV/RV] UMASS	W, 17-13	SEC Network	95,324
Sept. 30	[RV/RV] GEORGIA (7/8)	L, 0-41	CBS	102,455
Oct. 7	Open date			
Oct. 14	SOUTH CAROLINA (--/rv)	L, 9-15	ESPN	98,104
Oct. 21	at Alabama (1/1)		CBS	3:30 p.m. ET
Oct. 28	at Kentucky		SEC Network	7:30 p.m. ET
Nov. 4	SOUTHERN MISS			
Nov. 11	at Missouri			
Nov. 18	LSU			
Nov. 25	VANDERBILT			

### TEXAS A&M AGGIES (5-2, 3-1 SEC)

Home Stadium: Kyle Field (102,512)

Sept. 3 (Sun.)	[RV/RV] at UCLA (rv/rv)	L, 44-45	FOX	64,635
Sept. 9	NICHOLLS	W, 24-14	ESPNU	100,276
Sept. 16	LOUISIANA-LAFAYETTE	W, 45-21	SEC Network	98,412
Sept. 23	vs. Arkansas (--/rv) (Arlington)	W, 50-43 [OT]	ESPN	64,668
Sept. 30	[--/RV] SOUTH CAROLINA (--/rv)	W, 24-17	SEC Network	96,430
Oct. 7	[RV/RV] ALABAMA (1/1)	L, 19-27	ESPN	101,058
Oct. 14	[RV/RV] at Florida (rv/rv)	W, 19-17	ESPN2	86,114
Oct. 21	Open date			
Oct. 28	MISSISSIPPI STATE		ESPN	6:15 p.m. CT
Nov. 4	AUBURN			
Nov. 11	NEW MEXICO			
Nov. 18	at Ole Miss			
Nov. 25	at LSU			

### VANDERBILT COMMODORES (3-4, 0-4 SEC)

Home Stadium: Vanderbilt Stadium (40,350)

Sept. 2	at Middle Tennessee	W, 28-6	CBS Sports Net	26,717
Sept. 9	[RV/RV] ALABAMA A&M	W, 42-0	SEC Network	25,802
Sept. 16	[RV/RV] KANSAS STATE	W, 14-7	ESPNU	40,350
Sept. 23	[RV/RV] ALABAMA (1/1)	L, 0-59	CBS	40,350
Sept. 30	at Florida (21/20)	L, 24-38	ESPN	84,478
Oct. 7	GEORGIA (5/6)	L, 14-45	ESPN	36,282
Oct. 14	at Ole Miss	L, 35-57	SEC Network	60,157
Oct. 21	Open date			
Oct. 28	at South Carolina		SEC Network	3 p.m. CT
Nov. 4	WESTERN KENTUCKY			
Nov. 11	KENTUCKY			
Nov. 18	MISSOURI			
Nov. 25	at Tennessee			

Team's AP & USA Today Rankings Listed Before Opponent's Name & Opponents' Rankings Listed after its Name (at time of game)

December 2• SEC Football Championship Game • Atlanta • Mercedes-Benz Stadium • 4 p.m. ET • CBS Sports

\* - SEC Game

**2017 SEC WEEK-BY-WEEK SCHEDULES AND RESULTS**

Aug. 31 (Thursday)

Arkansas 49, FAMU 7 (Little Rock) [TV: 5-6] (36,055)

Sept. 2

Alabama 24, Florida State 7 (Atlanta) [TV: 8] (76,330)

Auburn 41, GA Southern 7 [TV: 5-6] (87,451)

Michigan 33, Florida 17 (Arlington) [TV: 8] (75,802)

Georgia 31, Appalachian State 10 [TV: 2-6] (92,746)

Kentucky 24, Southern Miss 17 [TV: 11] (22,761)

LSU 27, BYU 0 (New Orleans) [TV: 2-6] (53,826)

Ole Miss 47, South Alabama 27 [TV: 4-6] (62,532)

Mississippi State 49, Charleston South.0 [TV: 5-6] (54,215)

Missouri 72, Missouri State 43 [5-6] (50,131)

S. Carolina 35, NC State 28 (Charlotte) [TV: 2-6] (50,367)

Vanderbilt 28, Middle Tennessee 6 [TV: 11] (26,717)

Sept. 3 (Sunday)

UCLA 45, Texas A&M 44 [TV: 12] (64,635)

Sept. 4 (Monday)

Tennessee 42, Ga. Tech 41 20T (Atlanta) [TV: 2-6] (75,107)

Sept. 9

Alabama 41, Fresno State 10 [TV: 3-6] (101,127)

TCU 28, Arkansas 7 [TV: 1] (73,668)

Clemson 14, Auburn 6 [TV: 2-6] (81,799)

N. Colorado at Florida [TV: 5-6] (Canceled)

Georgia 20, Notre Dame 19 [TV: 13] (77,622)

Kentucky 27, E. Kentucky 16 [TV: 5-6] (54,868)

LSU 45, UT Chattanooga 10 [TV: 5-6] (97,289)

Ole Miss 45, UT Martin 23 [TV: 5-6] (60,476)

Mississippi State 57, Louisiana Tech 21 [TV: 11] (28,100)

\*South Carolina 31, Missouri 13 [TV: 3-6] (55,023)

Tennessee 42, Indiana State 7 [TV: 5-6] (99,015)

Texas A&M 24, Nicholls 14 [TV: 4-6] (100,276)

Vanderbilt 42, Alabama A&M 0 [TV: 5-6] (25,802)

Sept. 16

Alabama 41, Colorado State 23 [TV: 3-6] (101,821)

Auburn 24, Mercer 10 [TV: 5-6] (87,033)

\*Florida 26, Tennessee 20 [TV: 1] (87,736)

Georgia 42, Samford 14 [TV: 5-6] (92,746)

California 27, Ole Miss 16 [TV: 2-6] (37,125)

\*Mississippi State 37, LSU 7 [TV: 2-6] (60,596)

Purdue 35, Missouri 3 [TV: 5-6] (53,262)

\*Kentucky 23, South Carolina 13 [TV: 5-6] (82,493)

Texas A&M 45, UL-Lafayette 21 [TV: 5-6] (98,412)

Vanderbilt 14, Kansas State 7 [TV: 4-6] (40,350)

Sept. 23

Texas A&M 50 vs. Arkansas 43 OT (Arlington) [TV: 2-6] (64,668)

\*Georgia 31, Mississippi State 3 [TV: 2-6] (92,746)

\*Florida 28, Kentucky 27 [TV: 5-6] (62,945)

LSU 35, Syracuse 26 [TV: 3-6] (96,044)

\*Auburn 51, Missouri 14 [TV: 4-6] (54,574)

South Carolina 17, LA Tech 16 [TV: 5-6] (71,821)

Tennessee 17, UMass 13 [TV: 5-6] (95,324)

\*Alabama 59, Vanderbilt 0 [TV: 1] (40,350)

Sept. 30

\*Alabama 66, Ole Miss 3 [TV: 2-6] (101,821)

Arkansas 42, New Mexico State 24 [TV: 5-6] (70,727)

\*Auburn 49, Mississippi State 10 [TV: 2-6] (86,901)

\*Florida 38, Vanderbilt 24 [TV: 2-6] (84,478)

Kentucky 24, E. Michigan 20 [TV: 5-6] (50,593)

Troy 24, LSU 21 [TV: 4-6] (99,879)

\*Georgia 41, Tennessee 0 [TV: 1] (102,455)

\*Texas A&M 24, South Carolina 17 [TV: 2-6] (96,430)

Oct. 7

\*Auburn 44, Ole Miss 23 [TV: 5-6] (86,700)

\*Kentucky 40, Missouri 34 [TV: 5-6] (57,476)

\*LSU 17, Florida 16 [TV: 1] (88,247)

\*South Carolina 48, Arkansas 22 [TV: 5-6] (79,416)

\*Alabama 27, Texas A&M 19 [TV: 2-6] (101,058)

\*Georgia 45, Vanderbilt 14 [TV: 2-6] (36,282)

Oct. 14

\*Alabama 41, Arkansas 9 [TV: 2-6] (101,821)

\*Texas A&M 19, Florida 17 [TV: 3-6] (86,114)

\*Georgia 53, Missouri 28 [TV: 5-6] (92,746)

\*LSU 27, Auburn 23 [TV: 1] (101,601)

\*Ole Miss 57, Vanderbilt 35 [TV: 5-6] (60,157)

Mississippi State 35, BYU 10 [TV: 5-6] (54,866)

\*South Carolina 15, Tennessee 9 [TV: 2-6] (98,104)

Oct. 21

\*Tennessee at Alabama [TV: 1] (2:30 p.m. CT)

\*Auburn at Arkansas [TV: 5-6] (6:30 p.m. CT)

\*LSU at Ole Miss [TV: 2-6] (6:15 p.m. CT)

\*Kentucky at Mississippi State [TV: 5-6] (3 p.m. CT)

Idaho at Missouri [TV: 5-6] (11 a.m. CT)

Oct. 28

\*Georgia vs. Florida (Jacksonville) [TV: 1] (3:30 p.m. ET)

\*Tennessee at Kentucky [TV: 5-6] (7:30 p.m. ET)

\*Arkansas at Ole Miss [TV: 5-6] (11 a.m. CT)

Missouri at UConn [TV: 11] (5:30 p.m. CT)

\*Vanderbilt at South Carolina [TV: 5-6] (4 p.m. ET)

\*Mississippi State at Texas A&M [TV: 2-6] (6:15 p.m. CT)

Nov. 4

\*LSU at Alabama

Coastal Carolina at Arkansas

\*South Carolina at Georgia

\*Ole Miss at Kentucky

UMass at Mississippi State

\*Florida at Missouri

Southern Miss at Tennessee

\*Auburn at Texas A&M

Western Kentucky at Vanderbilt

Nov. 11

\*Georgia at Auburn

\*Arkansas at LSU

Louisiana-Lafayette at Ole Miss

\*Alabama at Mississippi State

\*Tennessee at Missouri

\*Florida at South Carolina

New Mexico at Texas A&M

\*Kentucky at Vanderbilt

Nov. 18

Mercer at Alabama

\*Mississippi State at Arkansas

Louisiana-Monroe at Auburn

UAB at Florida

\*Kentucky at Georgia

\*Texas A&M at Ole Miss

Wofford at South Carolina

\*LSU at Tennessee

\*Missouri at Vanderbilt

Nov. 23 (Thursday)

\*Ole Miss at Mississippi State [TV: 2-6] (6:30 p.m. CT)

Nov. 24

\*Missouri at Arkansas [TV: 1] (1:30 p.m. CT)

Nov. 25

\*Alabama at Auburn

Florida State at Florida

Georgia at Georgia Tech

Louisville at Kentucky

\*Texas A&M at LSU

Clemson at South Carolina

\*Vanderbilt at Tennessee

Dec. 2

SEC Football Championship (Atlanta) [TV: 1] (4 p.m. CT)

\* SEC Game

Home team game time listed. Home team underlined.

SEC team game time listed if non-conference game.





# 2017 SEC FOOTBALL SCHEDULE

(Tentative and Subject to Change)



Date Team	Sept. 2	Sept. 9	Sept. 16	Sept. 23	Sept. 30	Oct. 7	Oct. 14	Oct. 21	Oct. 28	Nov. 4	Nov. 11	Nov. 18	Nov. 25
ALABAMA	FLORIDA STATE Atlanta	FRESNO STATE Tuscaloosa	COLORADO STATE Tuscaloosa	VANDERBILT Nashville	OLE MISS Tuscaloosa	TEXAS A&M College Station	ARKANSAS Tuscaloosa	TENNESSEE Tuscaloosa		LSU Tuscaloosa	MISSISSIPPI STATE Starkville	MERCER Tuscaloosa	AUBURN Auburn
ARKANSAS	FLORIDA A&M Little Rock (Aug. 31)	TCU Fayetteville		TEXAS A&M Arlington	NEW MEXICO STATE Fayetteville	SOUTH CAROLINA Columbia	ALABAMA Tuscaloosa	AUBURN Fayetteville	OLE MISS Oxford	COASTAL CAROLINA Fayetteville	LSU Baton Rouge	MISSISSIPPI STATE Fayetteville	MISSOURI Fayetteville (Nov. 24)
AUBURN	GEORGIA SOUTHERN Auburn	CLEMSON Clemson	MERCER Auburn	MISSOURI Columbia	MISSISSIPPI STATE Auburn	OLE MISS Auburn	LSU Baton Rouge	ARKANSAS Fayetteville		TEXAS A&M College Station	GEORGIA Auburn	LOUISIANA-MONROE Auburn	ALABAMA Auburn
FLORIDA	MICHIGAN Arlington	NORTHERN COLORADO Gainesville	TENNESSEE Gainesville	KENTUCKY Lexington	VANDERBILT Gainesville	LSU Gainesville	TEXAS A&M Gainesville		GEORGIA Jacksonville	MISSOURI Columbia	SOUTH CAROLINA Columbia	UAB Gainesville	FLORIDA STATE Gainesville
GEORGIA	APPALACHIAN STATE Athens	NOTRE DAME South Bend	SAMFORD Athens	MISSISSIPPI STATE Athens	TENNESSEE Knoxville	VANDERBILT Nashville	MISSOURI Athens		FLORIDA Jacksonville	SOUTH CAROLINA Athens	AUBURN Auburn	KENTUCKY Athens	GEORGIA TECH Atlanta
KENTUCKY	SOUTHERN MISS Hattiesburg	EASTERN KENTUCKY Lexington	SOUTH CAROLINA Columbia	FLORIDA Lexington	EASTERN MICHIGAN Lexington	MISSOURI Lexington		MISSISSIPPI STATE Starkville	TENNESSEE Lexington	OLE MISS Lexington	VANDERBILT Nashville	GEORGIA Athens	LOUISVILLE Lexington
LSU	BYU Houston	CHATTANOOGA Baton Rouge	MISSISSIPPI STATE Starkville	SYRACUSE Baton Rouge	TROY Baton Rouge	FLORIDA Gainesville	AUBURN Baton Rouge	OLE MISS Oxford		ALABAMA Tuscaloosa	ARKANSAS Baton Rouge	TENNESSEE Knoxville	TEXAS A&M Baton Rouge
OLE MISS	SOUTH ALABAMA Oxford	UT MARTIN Oxford	CALIFORNIA Berkeley		ALABAMA Tuscaloosa	AUBURN Auburn	VANDERBILT Oxford	LSU Oxford	ARKANSAS Oxford	KENTUCKY Lexington	LOUISIANA-LAFAYETTE Oxford	TEXAS A&M Oxford	MISSISSIPPI STATE Starkville (Nov. 23)
MISSISSIPPI STATE	CHARLESTON SOUTHERN Starkville	LOUISIANA TECH Ruston	LSU Starkville	GEORGIA Athens	AUBURN Auburn		BYU Starkville	KENTUCKY Starkville	TEXAS A&M College Station	UMASS Starkville	ALABAMA Starkville	ARKANSAS Fayetteville	OLE MISS Starkville (Nov. 23)
MISSOURI	MISSOURI STATE Columbia	SOUTH CAROLINA Columbia, Mo.	PURDUE Columbia	AUBURN Columbia		KENTUCKY Lexington	GEORGIA Athens	IDAHO Columbia	UCONN East Hartford	FLORIDA Columbia	TENNESSEE Columbia	VANDERBILT Nashville	ARKANSAS Fayetteville (Nov. 24)
SOUTH CAROLINA	NC STATE Charlotte	MISSOURI Columbia, Mo.	KENTUCKY Columbia	LOUISIANA TECH Columbia	TEXAS A&M College Station	ARKANSAS Columbia	TENNESSEE Knoxville		VANDERBILT Columbia	GEORGIA Athens	FLORIDA Columbia	WOFFORD Columbia	CLEMSON Columbia
TENNESSEE	GEORGIA TECH Atlanta (Sept. 4)	INDIANA STATE Knoxville	FLORIDA Gainesville	UMASS Knoxville	GEORGIA Knoxville		SOUTH CAROLINA Knoxville	ALABAMA Tuscaloosa	KENTUCKY Lexington	SOUTHERN MISS Knoxville	MISSOURI Columbia	LSU Knoxville	VANDERBILT Knoxville
TEXAS A&M	UCLA Pasadena (Sept. 3)	NICHOLLS College Station	LOUISIANA-LAFAYETTE College Station	ARKANSAS Arlington	SOUTH CAROLINA College Station	ALABAMA College Station	FLORIDA Gainesville		MISSISSIPPI STATE College Station	AUBURN College Station	NEW MEXICO College Station	OLE MISS Oxford	LSU Baton Rouge
VANDERBILT	MIDDLE TENNESSEE Murfreesboro	ALABAMA A&M Nashville	KANSAS STATE Nashville	ALABAMA Nashville	FLORIDA Gainesville	GEORGIA Nashville	OLE MISS Oxford		SOUTH CAROLINA Columbia	WESTERN KENTUCKY Nashville	KENTUCKY Nashville	MISSOURI Nashville	TENNESSEE Knoxville

2017 SEC CHAMPIONSHIP GAME • DECEMBER 2 • MERCEDES-BENZ STADIUM • ATLANTA, GA.

### SEC COACHES TELECONFERENCE

**Dates:** Every Wednesday (8/30 - 11/22)  
**Number:** (877) 381-5694 (Confidential)  
**Replays:** www.SECsports.com

#### Order of Appearance (All Times Central)

10:00 a.m. Ed Orgeron, LSU  
 10:10 a.m. Kirby Smart, Georgia  
 10:20 a.m. Jim McElwain, Florida  
 10:30 a.m. Derek Mason, Vanderbilt  
 10:40 a.m. Nick Saban, Alabama  
 10:50 a.m. Butch Jones, Tennessee  
 11:00 a.m. Bret Bielema, Arkansas  
 11:10 a.m. Barry Odom, Missouri  
 11:20 a.m. Matt Luke, Ole Miss  
 11:30 a.m. Kevin Sumlin, Texas A&M  
 11:40 a.m. Mark Stoops, Kentucky  
 11:50 a.m. Dan Mullen, Mississippi State  
 12:00 p.m. Will Muschamp, South Carolina  
 12:10 p.m. Gus Malzahn, Auburn

### SEC FOOTBALL WEEKLY MEDIA SERVICES

Sundays - Statistics, Standings (Early AM); Early Version of Release (Late PM)  
 Mondays - Final Statistics (Early AM); Players of the Week (Mid to late AM);  
 TV Selections (Mid to late AM)  
 Tuesdays - Entire Release available via email/SECsports.com/CollegePressBox (Mid to late AM)  
 Wednesdays - Football Coaches Media Teleconference (10 a.m. CT) / Available on  
 SECsports.com(mid-PM)  
 Thursdays/Fridays - Game previews/analysis on SECsports.com and SEC Network  
 Saturdays - Post-game quotes, notes, books & stats available on CollegePressBox.com; Full  
 gameday coverage at SECsports.com

### SEC COMMUNICATIONS STAFF

Herb Vincent, Associate Commissioner (hvincent@sec.org / @SECherbin)  
**Chuck Dunlap, Director (cdunlap@sec.org / @SEC\_Chuck)**  
 - **Primary SEC Football Contact**  
 Craig Pinkerton, Director (cpinkerton@sec.org / @SEC\_Craig)  
 Tammy Wilson, Director (twilson@sec.org / @SEC\_Tammy)  
 B.C. Romano, Video Director (bcromano@sec.org)  
**Ben Beaty, Assistant Director (bbeaty@sec.org / @BenBeaty)**  
 - **Secondary Football Contact**  
 Jill Skotarczak, Assistant Director (jskotarczak@sec.org / @SEC\_Jill)  
 Ann Drinkard, Assistant/Digital Media (adrinkard@sec.org / @anndrinkard)

Office Phone: (205) 458-3000 / Fax: (205) 458-3030

### SEC FOOTBALL INFORMATION ON THE INTERNET

SECsports.com is the official website of the Southeastern Conference. Football information is updated regularly on the site including stats, standings, news and notes. The site also contains video highlights and features during the season.

Collegepressbox.com is the official media website for SEC football. Access and download weekly game notes, quotes, statistics, media guides, photos, logos and more for the conference and each of its 14 member schools throughout the season. Registration information will be distributed to accredited media or you may apply for access at www.collegepressbox.com/password.

The SEC also offers a media-only section on its website - www.secsportsmedia.com. The site houses all media information for the other 20 sports the SEC sponsors as well as logos, photos and credentialing for all SEC neutral-site championships, including the SEC Football Championship Game.

## SEC FOOTBALL CONTACTS

### ALABAMA - Josh Maxson

jmaxson@ia.ua.edu  
 Phone: (205) 348-3631  
 Secondary Contact: Jessica Pare  
 jpore@ia.ua.edu  
 Phone: (205) 348-6084

### ARKANSAS - Patrick Pierson

pspierso@uark.edu  
 Phone: (479) 387-8569  
 Twitter: @pierson\_SID  
 Secondary Contact: Brandon Langlois  
 langlois@uark.edu  
 Phone: (601) 405-5650

### AUBURN - Shelly Poe

slp0019@auburn.edu  
 Phone: (479) 575-7430  
 Twitter: @shellypoe  
**Kirk Sampson**  
 kirk@auburn.edu  
 Phone: (334) 844-9800  
 Twitter: @AuburnSID

### FLORIDA - Steve McClain

stevem@gators.ufl.edu  
 Phone: (352) 317-8132  
 Secondary Contact: Will Pantages  
 WillP@gators.ufl.edu  
 Phone: (352) 275-3398  
 Secondary Contact: Dustin Ciraco  
 DustinC@gators.ufl.edu  
 Phone: (352) 538-0029

### GEORGIA - Claude Felton

cfelton@sports.uga.edu  
 Phone: (706) 542-1621  
 Secondary Contact: Christopher Lakos  
 clakos@sports.uga.edu  
 Secondary Contact: Leland Barrow  
 leland@sports.uga.edu

### KENTUCKY - Susan Lax

Slax0@uky.edu  
 Phone: (859) 257-3838  
 Twitter: @slax0  
**Tony Neely**  
 tneely@uky.edu; Twitter: @tneel  
 Secondary Contact: Evan Crane  
 wesley.crane@uky.edu; @UKMR\_Evan  
 Secondary Contact: Matt May  
 matt.may@uky.edu; @MattMayKY

### LSU - Michael Bonnette

mbonnet@lsu.edu  
 Phone: (225) 578-8226  
 Twitter: @lsubonnette  
 Secondary Contact: Brandon Berrio  
 bberri1@lsu.edu

### OLE MISS - Kyle Campbell

kyle@olemiss.edu  
 Phone: (662) 915-7522  
 Twitter: @CampbellKyle  
 Secondary Contact: Brad Sheffield  
 brads@olemiss.edu  
 Phone: (662) 915-7526  
 Secondary Contact: Brandon Lee  
 bmlee@olemiss.edu  
 Phone: (662) 915-1083

### MISSISSIPPI STATE - Bill Martin

bmartin@athletics.msstate.edu  
 Phone: (662) 325-0967  
 Twitter: @MSUBillMartin  
 Secondary Contact: Andrew Piper  
 apiper@athletics.msstate.edu  
 Phone: (662) 325-0972

### MISSOURI - Chad Moller

mollerc@missouri.edu  
 Phone: (573) 268-3110  
 Twitter: @ChadMo1  
 Secondary Contact: Shawn Davis  
 davisshaw@missouri.edu  
 (573) 268-4275  
 RJ Layton  
 laytonr@missouri.edu  
 (765) 491-5348

### SOUTH CAROLINA - Steve Fink

finksc@mailbox.sc.edu  
 Phone: (803) 777-7987  
 Secondary Contact: Kent Reichert  
 kentr2@mailbox.sc.edu  
 Phone: (803) 777-5257  
 Secondary Contact: Rob Walden  
 waldenr2@mailbox.sc.edu  
 Phone: (803) 777-7872

### TENNESSEE - Zach Stipe

zstipe@tennessee.edu  
 Phone: (865) 974-4167  
 Twitter: @zackstipe  
 Secondary Contact: Stephen Lee  
 sklee@tennessee.edu  
 (865) 974-7489

### TEXAS A&M - Alan Cannon

acannon@athletics.tamu.edu  
 Phone: (979) 845-5725  
 Secondary Contact: Brad Marquardt  
 bmarquardt@athletics.tamu.edu  
 Secondary Contact: Adam Quisenberry  
 aquisenberry@athletics.tamu.edu

### VANDERBILT - Kyle Parkinson

kyle.parkinson@vanderbilt.edu  
 Phone: (615) 343-0020  
 Twitter: @TheOtherKP  
 Secondary Contact: Larry Leathers  
 larry.leathers@vanderbilt.edu  
 Phone: (615) 480-8226

**Primary Contacts in BOLD**

### SEC SCHOOL WEEKLY PRESS CONFERENCES (*Streamed live on SEC Network +*)

(Some schools may not have a press conference prior to open date weekend.)

**ALABAMA** – Game week Mondays at Noon CT in the Naylor Stone Media Room.

**ARKANSAS** – Game week Mondays at Noon CT in the press conference room inside the Fred W. Smith Football Center.

**AUBURN** – Game week Tuesdays 11:15 a.m. CT in Auburn Athletic Complex Auditorium. Also available via teleconference (same information as below).

**FLORIDA** – Game week Mondays in the pressbox of Ben Hill Griffin Stadium (McElwain – approx. 11:45 a.m. ET with players after). Video replay at FloridaGators.com/Watch.

**GEORGIA** – Game week Mondays from noon ET to 1 p.m. At Butts-Mehre team meeting room.

**KENTUCKY** – Game week Mondays at Noon ET in the Kroger Field Media Room.

**LSU** – Game week Mondays from 12:30 – 1:15 p.m. CT in Lawto Room in Tiger Stadium.

**OLE MISS** – Game week Mondays at 11:30 a.m. CT in Team Meeting Room of Manning Center.

**MISSISSIPPI STATE** – Game week Mondays at 1 p.m. CT in the media room on the third floor of the Leo Seal Jr. Football Complex.

**MISSOURI** – Game week Mondays at 3:30 p.m. CT in MATC Complex (Coach 3:30 / Players 4:00).

**SOUTH CAROLINA** – Game week Tuesdays at 12:30 p.m. ET, Media Interview Room, Williams-Brice Stadium.

**TENNESSEE** – Game week Mondays at Noon ET, Ray and Lucy Hand Digital Studio in Brenda Lawson Center.

**TEXAS A&M** – Game week Tuesdays beginning around 11 am CT, Kyle Field Media Center. (Head coach and coordinators begin at 12 noon and will be streamed live at 12thMan.com)

**VANDERBILT** – Game week Tuesdays at Noon CT in the McGugin Center.

### SEC SCHOOL WEEKLY TELECONFERENCES

(Contact school's SID office for additional teleconference information. Phone numbers are confidential and for media use only. Some schools may not have a teleconference prior to open date weekend.)

**ALABAMA** – Coach Saban participates in the weekly SEC media teleconference.

**ARKANSAS** – Coach Bielema participates in the weekly SEC media teleconference.

**AUBURN** – Coach Malzahn participates in the weekly SEC media teleconference.

**FLORIDA** – Coach McElwain participates in the weekly SEC media teleconference.

**GEORGIA** – Coach Smart participates in the weekly SEC media teleconference.

**KENTUCKY** – Coach Stoops participates in the weekly SEC media teleconference.

**LSU** – Coach Orgeron participates in the weekly SEC media teleconference.

**OLE MISS** – Mondays at 11:30 a.m. CT at (515) 603-3158, code 839196# for Luke

**MISSISSIPPI STATE** – Coach Mullen participates in the weekly SEC media teleconference.

**MISSOURI** – Coach Odom participates in the weekly SEC media teleconference.

**SOUTH CAROLINA** – Sundays 7 p.m. ET at 800-753-1965; Access code 777 1579 for Muschamp.

**TENNESSEE** – Coach Jones participates in the weekly SEC media teleconference.

**TEXAS A&M** – Coach Sumlin participates in the weekly SEC media teleconference.

**VANDERBILT** – Coach Mason participates in the weekly SEC media teleconference.

### SEC SCHOOL SATELLITE/FTP FEEDS

(Contact school's SID office for copyright and usage information. Some schools may not have a feed prior to open date weekend.)

**ALABAMA** – Weekly feeds available on FTP. For more information contact Christopher England (cengland@ia.ua.edu).

**ARKANSAS** – Weekly feeds available on FTP. Contact Michelle Glover (mgllover@uark.edu) or Eric Frey (ericfrey@uark.edu) for more information.

**AUBURN** – Weekly feeds available on FTP on Tuesdays. Contact Andy Young of AU Athletics Department at (334) 750-6306.

**FLORIDA** – For information on how to utilize UF's XOS Digital XChange, email Jon Rubin of GatorVision at JonR@gators.ufl.edu. Video will be updated each Monday by 3:30 p.m. ET during the season.

**GEORGIA** – Weekly following Monday press conferences, Tuesdays following post-practice interviews and following home games. Contact Kim Vachon, UGA sports communications office (kva-chon@sports.uga.edu).

**KENTUCKY** – Weekly feeds available on FTP. Contact Susan Lax at UK Media Relations (slax0@uky.edu) for information.

**LSU** – Weekly feeds available via FTP each Monday after 4:30 p.m. CT. Contact Michael Bonnette at mbonnet@lsu.edu for details.

**OLE MISS** – Weekly feeds available on FTP. Contact Seth Austin at saustin@olemiss.edu for details.

**MISSISSIPPI STATE** – Weekly feeds available on FTP on Mondays. Please contact Bill Martin at bmartin@athletics.msstate.edu.

**MISSOURI** – Contact MU Media Relations for additional information.

**SOUTH CAROLINA** – Weekly feeds available on FTP. Contact Matt Freed at USC Athletics Communications (mfreed@mailbox.sc.edu) for details.

**TENNESSEE** – Coach Jones' Monday press conference and weekly highlight feeds are available via FTP site. Contact Stephen K. Lee (sklee@utk.edu) for FTP information.

**TEXAS A&M** – Weekly feeds available on FTP. Contact Adam Quisenberry (aquisenberry@athletics.tamu.edu) for username and password information.

**VANDERBILT** – Contact VU Media Relations for additional information.

### STUDENT-ATHLETE GAME WEEK INTERVIEWS

**ALABAMA** – Other than the Monday press conference attendees, players will be available by request before practice on Tuesdays and after practice on Wednesdays. Consult weekly media schedule for times and locales.

**ARKANSAS** – Players will be available by request on Tuesday (offensive players only) and Wednesday (defensive players only) after practice. Please go through UA Communications Office to arrange interviews and check player availability.

**AUBURN** – Player interviews should be arranged through the Auburn Media Relations Office. The following are the opportunities for player interviews, including phone interviews: Sunday post-practice; Tuesday following Coach Gus Malzahn's press conference. Players are not available Wednesday-Friday.

**FLORIDA** – Players are available for interviews every Monday at Coach McElwain's weekly press conference as well as Tuesday of game week at the indoor practice facility.

**GEORGIA** – Players are available at the Monday noon press conference and after practice Tuesdays and Wednesdays.

**KENTUCKY** – Players available for interviews after practice on Tuesdays and Wednesdays.

**LSU** – Players are available for interviews following coaches press conference on Monday and after practice on Monday and Tuesday.

**OLE MISS** – Players available for interviews after practice on Tuesdays and Wednesdays.

**MISSISSIPPI STATE** – Players are available following Monday and Tuesday practices in the media room on the third floor of the Leo Seal Jr. Football Complex.

**MISSOURI** – Players are available on Monday at press conference, based on requests received to Chad Moller (moller@missouri.edu) by noon on Sunday.

**SOUTH CAROLINA** – Tuesdays after practice at Williams-Brice Stadium. Requests for specific players should be submitted by 5 p.m. ET on Sunday.

**TENNESSEE** – Players are available at Monday press conference and on Tuesday at noon in Ray and Lucy Hand Digital Studio.

**TEXAS A&M** – Players are available at Tuesday media luncheon. Requests for specific players must be made 24 hours in advance to Alan Cannon (acannon@athletics.tamu.edu). No interviews after Wednesday of game week.

**VANDERBILT** – Select players are available for interviews after the Wednesday morning practice (approximately 10 am CT). Contact VU SID office to arrange interviews.

### SCHOOL WEBSITES

**ALABAMA** – www.rolltide.com

**ARKANSAS** – www.arkansasrazorbacks.com

**AUBURN** – www.auburntigers.com

**FLORIDA** – www.FloridaGators.com

**GEORGIA** – www.georgiadogs.com

**KENTUCKY** – www.ukathletics.com

**LSU** – www.lsusports.net

**OLE MISS** – www.olemisssports.com

**MISSISSIPPI STATE** – www.HailState.com

**MISSOURI** – www.mutigers.com

**SOUTH CAROLINA** – www.gamecocksonline.com

**TENNESSEE** – www.utsports.com

**TEXAS A&M** – www.12thMan.com

(Media site: www.12thman.com/media)

**VANDERBILT** – www.vucommadores.com

### WEEKLY DAY OFF

**ALABAMA** – Sunday

**ARKANSAS** – Monday

**AUBURN** – Monday (Sunday Week 2 Only)

**FLORIDA** – Sunday

**GEORGIA** – Sunday

**KENTUCKY** – Sunday

**LSU** – Sunday

**OLE MISS** – Monday

**MISSISSIPPI STATE** – Sunday

**MISSOURI** – Monday

**SOUTH CAROLINA** – Monday

**TENNESSEE** – Sunday

**TEXAS A&M** – Sunday (After Sept. 4)

**VANDERBILT** – Sunday

## SEC IN THE POLLS

### Associated Press (Oct. 15)

No.	Team	Record	Points
1	ALABAMA(61)	7-0	1525
2	Penn State	6-0	1432
3	GEORGIA	7-0	1417
4	TCU	6-0	1322
5	Wisconsin	6-0	1241
6	Ohio State	6-1	1184
7	Clemson	6-1	1117
8	Miami	5-0	1109
9	Oklahoma	5-1	1066
10	Oklahoma State	5-1	900
11	USC	6-1	886
12	Washington	6-1	811
13	Notre Dame	5-1	798
14	Virginia Tech	5-1	727
15	Washington State	6-1	578
16	NC State	6-1	573
	South Florida	6-0	573
18	Michigan State	5-1	563
19	Michigan	5-1	558
20	UCF	5-0	387
21	AUBURN	5-2	303
22	Stanford	5-2	274
23	West Virginia	4-2	157
24	LSU	5-2	108
25	Memphis	5-1	62

**Others (SEC Only):** Texas A&M 46, Kentucky 8, Mississippi State 3, South Carolina 2.

### USA Today Coaches' Poll (Oct. 15)

No.	Team	Record	Points
1	ALABAMA(63)	7-0	1575
2	Penn State	6-0	1483
3	GEORGIA	7-0	1450
4	TCU	6-0	1345
5	Wisconsin	6-0	1338
6	Ohio State	6-1	1243
7	Miami	5-0	1144
8	Clemson	6-1	1106
9	Oklahoma	5-1	1079
10	USC	6-1	930
11	Oklahoma State	5-1	917
12	Washington	6-1	914
13	South Florida	6-0	716
14	Virginia Tech	5-1	701
15	Michigan	5-1	657
16	Notre Dame	5-1	614
17	NC State	6-1	573
18	Washington State	6-1	564
19	Michigan State	5-1	469
20	UCF	5-0	439
21	AUBURN	5-2	354
22	Stanford	5-2	286
23	West Virginia	4-2	144
24	TEXAS A&M	5-2	94
25	LSU	5-2	80

**Others (SEC Only):** Kentucky 4, South Carolina 19, Mississippi State 5, Florida 2.

### College Football Playoff Rankings (First poll released in late October)

No.	Team	Record	Rating
-----	------	--------	--------

#### 2017 SEC CHAMPIONSHIP GAME

The Southeastern Conference's Eastern and Western Division winners will meet in Atlanta's newly constructed Mercedes-Benz Stadium to battle for the league championship and the right to represent the conference in the College Football Playoff. The 26th-annual title game is set for December 2 and will be televised nationally by CBS Sports.

The game was born as a result of 1992 conference expansion, which saw Arkansas and South Carolina become the first members added in SEC history. Under NCAA regulations, a conference with 12 members may play an additional football game to determine its champion, provided the regular season is played in divisions.

The participants of the game are determined each year during the eight-game regular-season conference schedule as the teams with the best overall SEC winning percentage in each division.

The 2016 SEC Championship Game was the highest rated championship game in the nation and second highest rated game of the entire 2016 season. Overall the SEC in on CBS had four of the Top 10 Most Watched College Football games last season and seven of the Top 20.

The 2009 SEC Championship Game earned an 11.8 rating and a 24 share, marking the highest-rated SEC Championship Game in history. The game matched the No. 1 Florida Gators (12-0) vs. the No. 2 Alabama Crimson Tide (12-0).

The SEC Championship Game has drawn 23 capacity crowds in its 25-year history. Only 1993 (Birmingham) and 1995 (Atlanta) were not sellouts.

The SEC, along with AMB Sports & Entertainment (AMBSE) and the Georgia World Congress Center Authority (GWCCA), have an agreement to host the SEC Championship Game at Mercedes-Benz Stadium in Atlanta through 2026.

The new agreement allows the SEC the option of adding up to two successive five-year extensions.

The Georgia Dome hosted the SEC Championship Game for 23 years beginning in 1994, with capacity crowds in the last 21 consecutive years. By the end of the new agreement, including options, the Championship will have been played in Atlanta a total of 43 years.



### SATELLITE RADIO SCHEDULE

The following games are scheduled to be on SiriusXM satellite radio this weekend:

#### Sirius/XM

#### Oct. 21

*Tennessee at Alabama (2:30 p.m. CT)	138/190
*Auburn at Arkansas (6:30 p.m. CT)	145/191
*LSU at Ole Miss (6:15 p.m. CT)	139/190
*Kentucky at Mississippi State (3 p.m. CT)	145/191
Idaho at Missouri (11 a.m. CT)	139/190

### SEC Nation on The SEC Network

SEC Network's traveling pregame show, SEC Nation presented by AT&T, is back for its fourth season on Saturday, Sept. 2, in a special three-hour edition (9 a.m. – noon ET) from Arlington, Texas, site of the Advocare Classic where the Florida Gators will face off with the Michigan Wolverines (3:30 p.m., ABC) for both teams' season openers. The show marks the first time SEC Nation has opened the season from a neutral site game and only the second time the show has aired from a neutral site city during the regular-season.

The show will include live reports, analysis and features surrounding all the Week One SEC football action.

Laura Rutledge will make her debut as host of SEC Nation. Returning as analysts for a fourth straight year are Paul Finebaum, Marcus Spears and Tim Tebow. The season premiere will also mark the debut of new reporter Lauren Sisler, an award-winning journalist who takes over the role vacated by Rutledge. Sisler, a familiar face on SEC Network's gymnastics coverage and ESPN's football sidelines, brings significant experience covering SEC football for Al.com. Ryan McGee, senior writer for ESPN The Magazine, returns as a contributor to the show as well.

### SEC Nation Schedule:

Date	Time (ET)	School/City
Sat., Sept. 2	10 a.m.	Florida/Arlington Advocate Kickoff Classic
Sat., Sept. 9	10 a.m.	Missouri/Columbia, Mo.
Sat., Sept. 16	10 a.m.	Mississippi State/Starkville
Sat., Sept. 23	10 a.m.	Vanderbilt/Nashville
Sat., Sept. 30	10 a.m.	Tennessee/Knoxville
Sat., Oct. 7	10 a.m.	Florida/Gainesville
Sat., Oct. 14	10 a.m.	Georgia/Athens
Sat., Oct. 21	10 a.m.	Alabama/Tuscaloosa





# 2017 SEC Football

## SEC IN THE POLLS (AP / USA Today / CFP Ranking)

	ALA	ARK	AUB	UF	UGA	UK	LSU	UM	MSU	MU	USC	UT	A&M	VU
Preseason	1/1/--	--RV/--	12/13/--	17/16/--	15/15/--	RV/--/--	13/12/--	--/--/--	--RV/--	--/--/--	--/--/--	25/24/--	RV/RV/--	--/--/--
Week 1	1/1/--	--RV/--	13/13/--	22/24/--	15/15/--	RV/RV/--	12/12/--	--/--/--	RV/RV/--	--/--/--	RV/RV/--	25/25/--	--/--/--	RV/RV/--
Week 2	1/1/--	--/--/--	15/17/--	24/25	13/13	--RV/--	12/11/--	--/--/--	RV/RV/--	--/--/--	RV/RV/--	23/23/--	--/--/--	RV/RV/--
Week 3	1/1/--	--RV/--	15/16/--	20/22/--	11/12/--	RV/RV/--	25/23/--	--/--/--	17/19/--	--/--/--	--/--/--	RV/RV/--	--/--/--	RV/RV/--
Week 4	1/1/--	--/--/--	13/15/--	21/20/--	7/8/--	--/--/--	25/22/--	--/--/--	24/24/--	--/--/--	--RV/--	RV/RV/--	--RV/--	--/--/--
Week 5	1/1/--	--RV/--	12/13/--	21/20/--	5/6/--	--/--/--	--/--/--	--/--/--	--RV/--	--/--/--	--/--/--	--/--/--	RV/RV/--	--/--/--
Week 6	1/1/--	--/--/--	10/11/--	RV/RV/--	4/5/--	RV/RV/--	RV/RV/--	--/--/--	--RV/--	--/--/--	--RV/--	--/--/--	RV/RV/--	--/--/--
Week 7	1/1/--	--/--/--	21/21/--	--RV/--	3/3/--	3/3/--	24/25/--	--/--/--	RV/RV/--	--/--/--	RV/RV/--	--/--/--	RV/24/--	--/--/--
Week 8	--/--/--	--/--/--	--/--/--	--/--/--	--/--/--	--/--/--	--/--/--	--/--/--	--/--/--	--/--/--	--/--/--	--/--/--	--/--/--	--/--/--
Week 9	--/--/--	--/--/--	--/--/--	--/--/--	--/--/--	--/--/--	--/--/--	--/--/--	--/--/--	--/--/--	--/--/--	--/--/--	--/--/--	--/--/--
Week 10	--/--/--	--/--/--	--/--/--	--/--/--	--/--/--	--/--/--	--/--/--	--/--/--	--/--/--	--/--/--	--/--/--	--/--/--	--/--/--	--/--/--
Week 11	--/--/--	--/--/--	--/--/--	--/--/--	--/--/--	--/--/--	--/--/--	--/--/--	--/--/--	--/--/--	--/--/--	--/--/--	--/--/--	--/--/--
Week 12	--/--/--	--/--/--	--/--/--	--/--/--	--/--/--	--/--/--	--/--/--	--/--/--	--/--/--	--/--/--	--/--/--	--/--/--	--/--/--	--/--/--
Week 13	--/--/--	--/--/--	--/--/--	--/--/--	--/--/--	--/--/--	--/--/--	--/--/--	--/--/--	--/--/--	--/--/--	--/--/--	--/--/--	--/--/--
SECCG	--/--/--	--/--/--	--/--/--	--/--/--	--/--/--	--/--/--	--/--/--	--/--/--	--/--/--	--/--/--	--/--/--	--/--/--	--/--/--	--/--/--
Bowls	--/--/--	--/--/--	--/--/--	--/--/--	--/--/--	--/--/--	--/--/--	--/--/--	--/--/--	--/--/--	--/--/--	--/--/--	--/--/--	--/--/--
FINAL	--/--/--	--/--/--	--/--/--	--/--/--	--/--/--	--/--/--	--/--/--	--/--/--	--/--/--	--/--/--	--/--/--	--/--/--	--/--/--	--/--/--

## SEC ATTENDANCE UPDATE

School	Stadium(s)	Capacity	Games	100%+	Total Att.	Average Att.	Pct. of Capacity
Alabama	Bryant-Denny Stadium	101,821	4	3	406,590	101,648	99.83
Arkansas	Donald W. Reynolds Razorback (Fayetteville)	72,000	2	1	144,415	72,208	100.29
	War Memorial (Little Rock)	54,120	1	-	36,055	36,055	66.62
			3	-	180,470	60,157	83.56
Auburn	Pat Dye Field at Jordan-Hare Stadium	87,451	4	1	348,085	87,021	99.51
Florida	Steve Spurrier-Florida Field at Ben Hill Griffin Stadium	88,548	4	-	346,600	86,650	97.86
Georgia	Sanford Stadium	92,746	4	4	370,984	92,746	100.00
Kentucky	Kroger Field	61,000	4	1	225,882	56,471	92.58
LSU	Tiger Stadium	102,321	4	-	394,812	98,703	96.46
Ole Miss	Vaught-Hemingway/Hollingsworth Field	64,038	3	-	183,171	61,057	95.34
Miss. State	Davis Wade Stadium at Scott Field	61,337	3	-	169,677	56,559	92.21
Missouri	Memorial Stadium / Faurot Field	71,168	4	-	212,990	53,248	74.82
South Carolina	Williams-Brice Stadium	80,250	3	1	233,730	77,910	97.08
Tennessee	Neyland Stadium/Shields-Watkins Field	102,455	4	1	394,888	98,722	96.36
Texas A&M	Kyle Field	102,512	4	-	396,176	99,044	96.62
Vanderbilt	Vanderbilt Stadium	40,350	4	2	142,784	35,696	88.47
<b>TOTALS</b>		<b>78,808</b>	<b>52</b>	<b>14 (27%)</b>	<b>4,006,805</b>	<b>77,054</b>	<b>97.77</b>
Neutral Site Games	[Florida vs. Georgia, Jacksonville]	-	-	-	-	-	-
	[Arkansas vs. Texas A&M, Arlington]	71,167	1	-	64,668	64,668	90.87
	[SEC Championship Game, Atlanta]	-	-	-	-	-	-

## SEC OVERTIME RECORDS

Team	Total	Pct.	vs. Non-SEC	Last Overtime Game
Alabama	5-8	.385	0-1	Alabama 20, LSU 13 (1) (2014)
Arkansas	12-7	.632	2-1	Texas A&M 50, Arkansas 43 (1) (2017)
Auburn	8-7	.533	5-2	Arkansas 54, Auburn 46 (4) (2015)
Florida	5-3	.625	1-0	Florida 20, Florida Atlantic 14 (1) (2015)
Georgia	7-5	.583	4-3	Georgia 23, Georgia Southern 17 (1) (2015)
Kentucky	3-5	.375	1-2	Kentucky 34, Eastern Kentucky 27 (1) (2015)
LSU	8-6	.571	1-0	Alabama 20, LSU 13 (1) (2014)
Ole Miss	6-8	.429	2-1	Arkansas 53, Ole Miss 52 (1) (2015)
Miss. State	5-5	.500	3-1	BYU 28, Mississippi State 21 (2) (2016)
Missouri	1-1	.500	0-0	S. Carolina 27, Missouri 24 (2) (2013)
South Carolina	2-4	.333	0-1	USF 46, South Carolina 39 (1) (2016)
Tennessee	14-6	.700	3-2	Tennessee 42, Georgia Tech 41 (2) (2017)
Texas A&M	5-0	1.000	1-0	Texas A&M 50, Arkansas 43 (1) (2017)
Vanderbilt	3-6	.333	2-2	Vanderbilt 31, Western Kentucky 1 (1) (2016)
<b>TOTALS</b>			<b>23-16 (.590)</b>	

### BREAKDOWN OF LENGTH OF OVERTIMES

Number/OTs	Games	Last Game
7	2	Arkansas 71, Kentucky 63 (2003)
6	1	Tennessee 41, Arkansas 38 (2002)
5	1	Tennessee 51, Alabama 43 (2003)
4	4	Arkansas 54, Auburn 46 (4) (2015)
3	5	Florida 36, Kentucky 30 (2014)
2	15	Tennessee 42, Georgia Tech 41 (2) (2017)
1	70	Texas A&M 50, Arkansas 43 (1) (2017)

### NOTES:

First Overtime Game: Nov. 16, 1996 at Auburn (Georgia 56, Auburn 49 - 4 OT)

First Non-Conference Overtime Game: Aug. 30, 1997 at Oxford (Ole Miss 24, Central Florida 23)

Longest Current Consecutive Win Streaks in Overtime Games: 4 (Florida)

Most Overtime Games in a Year: 12 (2014)

## 2017 SEC PLAYERS OF THE WEEK

OFFENSIVE	DEFENSIVE	SPECIAL TEAMS
<p><b>DJ CHARK, WR/PR/, LSU</b></p> <ul style="list-style-type: none"> <li>Ignited Tiger Stadium with a 75-yard punt return for a touchdown early in fourth quarter that helped spark a dramatic LSU comeback in a 27-23 win over Auburn.</li> <li>Punt return was just part of big day for Chark as he led LSU with five receptions for 150 yards.</li> <li>All five of his catches resulted in a first down, and two came on third-and-11 and third-and-15 situations.</li> </ul> <p><b>SHEA PATTERSON, QB, OLE MISS</b></p> <ul style="list-style-type: none"> <li>Accounted for five touchdowns in leading a potent Ole Miss offense in the 57-35 win over Vanderbilt.</li> <li>Completed 22-of-35 passes for 351 yards and four TDs.</li> <li>Also powered into the endzone for his first career rushing TD.</li> <li>Helped the Rebels pile up their second-most points ever in an SEC game, trailing only the 63 points against the Commodores in 1979.</li> </ul>	<p><b>DEVIN WHITE, LB, LSU</b></p> <ul style="list-style-type: none"> <li>Had fifth consecutive double-digit tackle game with career-high 15 tackles in LSU's 27-23 win over Auburn in Tiger Stadium.</li> <li>Added a sack, a pair of tackles for loss and a QB hurry in the LSU victory.</li> <li>White led an LSU defense that held Auburn to no points, 64 total yards, six passing yards and four first downs in the second half after Auburn built as much as a 20-0 first half lead.</li> <li>LSU trailed 17-0 after first quarter and 20-0 early in second quarter before White and the LSU defense stiffened and the Tiger offense and special teams mounted a rally.</li> <li>The 20-point comeback was the largest for LSU in a SEC game in school history.</li> <li>Continues to lead SEC in tackles (77) and tackles per game (11.0).</li> </ul>	<p><b>DANIEL LACAMERA, PK, TEXAS A&amp;M</b></p> <ul style="list-style-type: none"> <li>LaCamera was perfect with four field goals and one PAT.</li> <li>He kicked a 46-yard field goal in the first quarter to tie the game and responded with kicks from 43, 25 and 32 yards in the second half to propel the Aggies to a 19-17 victory over the Florida Gators.</li> <li>LaCamera's final kick came with 0:58 seconds remaining in the game, his first game-winner.</li> <li>His parents are both Florida graduates and he had a lot of family in attendance at the game in Gainesville.</li> </ul>
OFFENSIVE LINEMAN	DEFENSIVE LINEMAN	FRESHMAN
<p><b>JONAH WILLIAMS, OL, ALABAMA</b></p> <ul style="list-style-type: none"> <li>Jonah Williams anchored an offensive front that cleared a path for 308 rushing yards and 496 yards of total offense in a 41-9 victory over Arkansas.</li> <li>He graded out at a team-high 92 percent in 56 snaps at left tackle and did not have a missed assignment.</li> <li>Williams added four knockdown blocks and did not surrender a sack or a quarterback hurry.</li> <li>Alabama averaged 7.2 yards per rush in the game and 7.8 yards per snap while the offense finished with 23 first downs.</li> <li>Alabama had five players rush for at least 33 yards, led by Damien Harris' 125 yards. Bo Scarbrough added 65 yards on seven carries and Jalen Hurts finished with 41 yards on the ground.</li> </ul>	<p><b>D.J. WONNUM, DL, SOUTH CAROLINA</b></p> <ul style="list-style-type: none"> <li>Sophomore defensive end D.J. Wonnum had another big game in the Gamecocks' 15-9 win at Tennessee.</li> <li>The sophomore logged six tackles, all solo stops, including a pair of sacks for a dozen yards.</li> <li>The Carolina defense held the Vols to just 253 yards of total offense, including just 120 yards after the first quarter.</li> </ul> <p><b>MARQUIS HAYNES, DE, OLE MISS</b></p> <ul style="list-style-type: none"> <li>Turned in a career day and became Ole Miss' modern era leader in sacks and TFLs in the 57-35 win over Vanderbilt.</li> <li>Posted career highs of 3.5 TFLs, 3.0 sacks and a pair of forced fumbles.</li> <li>His eight total tackles were one shy of his career best and second-most on the team.</li> <li>With 29.0 career sacks, he passed Greg Hardy for the most by a Rebel since 1983.</li> <li>Also moved ahead of Derrick Burgess for the modern era lead in tackles for loss with 43.0.</li> </ul>	<p><b>JAKE FROMM, QB, GEORGIA</b></p> <ul style="list-style-type: none"> <li>Fromm completed 18 of 26 passes for a career-high 326 yards and two touchdowns during Georgia's 53-28 rout of Missouri.</li> <li>Starting his sixth straight game after relieving an injured Jacob Eason in the opener, Fromm directed the offense to 696 total yards on offense, which ranks second in school history for a single game, and remained poised as the Tigers tied the game at 7-all, 14-all and 21-all.</li> <li>Fromm and the Bulldogs were 6-for-6 in the Red Zone, staying perfect and ranked No. 1 nationally, and held the ball for nearly 40 minutes while converting 13-of-18 third down conversions (72 percent).</li> <li>Fromm also scored one of six Georgia touchdowns by scampering in from four yards out.</li> </ul>

## OTHER OUTSTANDING PERFORMANCES LAST WEEK

**DAMIEN HARRIS, RB (Alabama)** -- The junior running back recorded his second straight 100-yard rushing game and his third in four games in a 41-9 win over Arkansas...Harris gained 125 yards on the ground with two touchdowns and had four more first-down rushes...He broke free for his second 75-yard rushing touchdown in as many weeks on the first play of the game.

**RASHAAN EVANS, LB (Alabama)** -- He finished with six total tackles including three solo stops as Alabama held Arkansas to just 27 yards rushing and 227 total yards...Evans recorded a career-high 3.5 tackles for loss (-22 yards) as well as a career-best 2.0 sacks (-20 yards)...He also forced a fumble and matched the team high with two quarterback hurries.

**CONNOR CULP, PK (LSU)** -- Kicked a pair of fourth quarter field goals, including what proved to be the game-winner in LSU's 27-23 win over Auburn ... Nailed a 42-yard field goal with 2:36 left to complete LSU's historic 20-point come-from-behind win, giving LSU a 24-23 advantage ... Added a 36-yard field goal with 38 seconds left, stretching the LSU lead to four points, thus forcing Auburn to have to score a touchdown rather than a field goal in order to beat LSU ... Came into game with only two career field goals to his credit.

**NICK FITZGERALD, QB (Mississippi State)** -- Fitzgerald accounted for 344 yards of total offense and four touchdowns in a 35-10 win against BYU. Fitzgerald rushed for over 100 yards for the second time this season and set the MSU career record 100-yard rushing games by a quarterback (10), breaking Dak Prescott's old mark. Fitzgerald completed 19-of-30 for 241 yards and two touchdowns, while rushing for 103 yards and two scores. Fitzgerald moved from eighth place to fifth place in MSU career yards of total offense (5,630).

**PARKER WHITE, PK (South Carolina)** -- White was successful on all three of his field goal attempts, hitting from a career-long 47 yards out in the second quarter and from 21- and 36-yards in the final six minutes of the game to provide the winning margin in the Gamecocks' 15-9 win at Tennessee. White had been successful on just 4-of-11 field goal attempts this season before being perfect on his three attempts against the Vols. White also handles the Carolina kickoffs and logged four touchbacks on his five kicks, with the lone return going for just 21 yards.

**TREVOR DANIEL, P (Tennessee)** -- Daniel punted six times for a career-best 52.3-yard average against South Carolina on Oct. 14. His 52.3-yard punting average tied for the third-best in Tennessee history and was the best by a Vol since Chris Hogue posted a 52.3-yard average against Nebraska in the Orange Bowl on Jan. 2, 1998. Daniel had four punts of 50 or more yards, including a career long of 72 yards, and two punts inside the 20.

**OTARO ALAKA, LB (Texas A&M)** -- LaCamera was perfect with four field goals and one PAT. He kicked a 46-yard field goal in the first quarter to tie the game and responded with kicks from 43, 25 and 32 yards in the second half to propel the Aggies to a 19-17 victory over the Florida Gators. LaCamera's final kick came with 0:58 seconds remaining in the game, his first game-winner. His parents are both Florida graduates and he had a lot of family in attendance at the game in Gainesville.

## SEC FOOTBALL PLAYERS OF THE WEEK

### 2017 SEASON

**Week 1 (Games of Aug. 31-Sept. 4):** Offense - Drew Lock, QB, Missouri; Defense - Shaun Dion Hamilton, LB, Alabama; Special Teams - Deebo Samuel, WR/KR, South Carolina; Offensive Lineman - Garrett Brumfield, OG, LSU; Defensive Lineman - Denzil Ware, DE/LB, Kentucky; Freshman - Chase Hayden, RB, Arkansas.

**Week 2 (Games of Sept. 9):** Offense - Shea Patterson, QB, Ole Miss; Defense - Lorenzo Carter, LB, Georgia; Special Teams - Deebo Samuel, WR/KR, South Carolina; Offensive Lineman - Matt Womack, OL, Alabama; Defensive Lineman - Jeffery Simmons, DL, Mississippi State; Freshman - Ty Chandler, KR, Tennessee.

**Week 3 (Games of Sept. 16):** Offense - Nick Fitzgerald, QB, Mississippi State; Defense - Derrick Baity Jr., CB, Kentucky; LaDarius Wiley, S, Vanderbilt; Special Teams - Austin MacGinnis, PK, Kentucky; Offensive Lineman - Darryl Williams, OL, Mississippi State; Defensive Lineman - Jeffery Simmons, DL, Mississippi State; Freshman - C.J. Henderson, DB, Florida.

**Week 4 (Games of Sept. 23):** Offense - Damien Harris, RB, Alabama; Defense - Cece Jefferson, DL, Florida; Special Teams - Christian Kirk, WR/KR, Texas A&M; Offensive Lineman - Ross Pierschbacher, OL, Alabama; Defensive Lineman - Marlon Davidson, DL, Auburn; Freshman - Jake Fromm, QB, Georgia.

**Week 5 (Games of Sept. 30):** Offense - Nick Chubb, RB, Georgia; Jarrett Stidham, QB, Auburn; Defense - Levi Wallace, DB, Alabama; Special Teams - Josh Paschal, DE, Kentucky; Offensive Lineman - Brett Heggie, OL, Florida; Defensive Lineman - Landis Durham, DE, Texas A&M; Freshman - Malik Davis, RB, Florida; Nick Coe, DL, Auburn.

**Week 6 (Games of Oct. 7):** Offense - Kerryon Johnson, RB, Auburn; Defense - Minkah Fitzpatrick, DB, Alabama; Devin White, LB, LSU; Special Teams - Daniel Carlson, PK, Auburn; Offensive Lineman - Isaiah Wynn, LT, Georgia; Defensive Lineman - D.J. Wonnum, DL, South Carolina; Freshman - Lynn Bowden, WR/KR, Kentucky.

**Week 7 (Games of Oct. 14):** Offense - DJ Chark, WR/PR/, LSU; Shea Patterson, QB, Ole Miss; Defense - Devin White, LB, LSU; Special Teams - Daniel LaCamera, PK, Texas A&M; Offensive Lineman - Jonah Williams, OL, Alabama; Defensive Lineman - Marquis Haynes, DE, Ole Miss; D.J. Wonnum, DL, South Carolina; Freshman - Jake Fromm, QB, Georgia.

### 2016 SEASON

**Week 1 (Games of Sept. 1-5):** Offense - Nick Chubb, RB, Georgia; Defense - Jonathan Allen, DL, Alabama; Special Teams - Elliott Fry, PK, South Carolina; Offensive Lineman - Erik McCoy, C, Texas A&M; Defensive Lineman - Deatrich Wise, DE, Arkansas; Freshman - Jonah Williams, OL, Alabama.

**Week 2 (Games of Sept. 10):** Offense - Austin Allen, QB, Arkansas; Defense - Micah Abernathy, DB, Tennessee; Special Teams - Daniel Carlson, PK, Auburn; Tre'Davious White, DB/PR, LSU; Offensive Lineman - Dan Skipper, OL, Arkansas; Defensive Lineman - A.J. Jefferson, DE, Mississippi State; Freshman - Johnathon Johnson, WR/PR, Missouri.

**Week 3 (Games of Sept. 17):** Offense - Jalen Hurts, QB, Alabama; Defense - Justin Evans, DB, Texas A&M; Special Teams - Eddie Jackson, PR, Alabama; Josh Growden, P, LSU; Offensive Lineman - Frank Ragnow, OL, Arkansas; Defensive Lineman - Arden Key, DE, LSU; Freshman - Traveon Williams, RB, Texas A&M.

**Week 4 (Games of Sept. 24):** Offense - Joshua Dobbs, QB, Tennessee; Defense - Armani Watts, DB, Texas A&M; Special Teams - Daniel Carlson, PK, Auburn; Josh Growden, P, LSU; Offensive Lineman - Jordan Sims, OL, Ole Miss; Defensive Lineman - Derek Barnett, DE, Tennessee; Denzil Ware, DE, Kentucky; Freshman - Traveon Williams, RB, Texas A&M.

**Week 5 (Games of Oct. 1):** Offense - Derrius Guice, RB, LSU; Defense - Derek Barnett, DE, Tennessee; Special Teams - Dan Skipper, OL, Arkansas; Riley Lovingood, LS, Tennessee; Offensive Lineman - Ethan Pocic, C, LSU; Defensive Lineman - Daeshon Hall, DE, Texas A&M; Denzil Ware, DE, Kentucky; Freshman - Joshua Jacobs, RB, Alabama.

**Week 6 (Games of Oct. 8-9):** Offense - Trevor Knight, QB, Texas A&M; Defense - Minkah Fitzpatrick, DB, Alabama; Special Teams - JK Scott, P, Alabama; Offensive Lineman - Jon Toth, C, Kentucky; Defensive Lineman - Carl Lawson, DE, Auburn; Denzil Ware, DE, Kentucky; Freshman - Trayveon Williams, RB, Texas A&M; Jalen Hurts, QB, Alabama.

**Week 7 (Games of Oct. 15):** Offense - Rawleigh Williams III, RB, Arkansas; Defense - Zach Cunningham, LB, Vanderbilt; Special Teams - Darrius Sims, RS, Vanderbilt; Offensive Lineman - Jonah Williams, OL, Alabama; Defensive Lineman - Derek Barnett, DE, Tennessee; Freshman - Trayveon Williams, RB, Texas A&M; Jalen Hurts, QB, Alabama.

**Week 8 (Games of Oct. 22):** Offense - Leonard Fournette, RB, LSU; Defense - Jonathan Allen, DL, Alabama; Special Teams - Austin MacGinnis, K, Kentucky; Offensive Lineman - Alex Kozan, OL, Auburn; Ethan Pocic, C, LSU; Defensive Lineman - Montravius Adams, DL, Auburn; Freshman - Benny Snell Jr., RB, Kentucky.

**Week 9 (Games of Oct. 29):** Offense - Kamryn Pettway, RB, Auburn; Defense - Jamaricus King, DB, South Carolina; Special Teams - Daniel Carlson, PK, Auburn; Offensive Lineman - Martez Ivey, OL, Florida; Defensive Lineman - Adrian Middleton, DT, Kentucky; Freshman - Benny Snell Jr., RB, Kentucky.

**Week 10 (Games of Nov. 5):** Offense - Nick Fitzgerald, QB, Mississippi State; Rawleigh Williams III, RB, Arkansas; Defense - Ryan Anderson, LB, Alabama; Special Teams - JK Scott, P, Alabama; Rodrigo Blankenship, PK, Georgia; Offensive Lineman - Martin Rankin, OT, Mississippi State; Defensive Lineman - Lewis Neal, DE, LSU; Freshman - Jake Bentley, QB, South Carolina.

**Week 11 (Games of Nov. 12):** Offense - Jalen Hurts, QB, Alabama; Derrius Guice, RB, LSU; Defense - Maurice Smith, DB, Georgia; Special Teams - Gary Wunderlich, PK, Ole Miss; Offensive Lineman - Martez Ivey, OL, Florida; Ethan Pocic, C, LSU; Defensive Lineman - Charles Harris, DE, Missouri; Freshman - Shea Patterson, QB, Ole Miss.

**Week 12 (Games of Nov. 19):** Offense - Rawleigh Williams III, RB, Arkansas; Defense - David Reese, LB, Florida; Special Teams - Eddy Pineiro, PK, Florida; Offensive Lineman - Will Holden, LT, Vanderbilt; Dan Skipper, OL, Arkansas; Defensive Lineman - Derek Barnett, DE, Tennessee; Freshman - Tyrie Cleveland, WR, Florida.

**Week 13 (Games of Nov. 24-26):** Offense - Derrius Guice, RB, LSU; Nick Fitzgerald, QB, Mississippi State; Defense - Mike Edwards, S, Kentucky; Zach Cunningham, LB, Vanderbilt; Special Teams - Austin MacGinnis, K, Kentucky; Offensive Lineman - Cam Robinson, OL, Alabama; Defensive Lineman - Marcell Frazier, DE, Missouri; Freshman - Leo Lewis, LB, Mississippi State.

## Statistical Comparisons



**Idaho (2-4)**  
**at Missouri (1-5, 0-4 SEC)**  
 11 a.m. CT | SEC Network  
 Series: Missouri leads 2-0

**Last Week**

Georgia def. Missouri 53-28  
 Appalachian State def. Idaho 23-20

	<b>Idaho</b>	<b>Missouri</b>
Rushing Offense	146.3 (81)	156.3 (71)
Passing Offense	212.5 (75)	287.2 (29)
Total Offense	358.8 (97)	443.5 (41)
Scoring Offense	22.8 (102)	27.3 (78)
Rushing Defense	172.7 (78)	222.8 (109)
Passing Defense	162.3 (6)	275.8 (116)
Total Defense	335.0 (30)	498.7 (123)
Scoring Defense	25.7 (63)	42.2 (126)
Interceptions	4 (84)	4 (84)
Sacks	2.67 (27)	1.83 (78)
Tackles for loss	7.8 (13)	6.5 (51)
Turnover margin	-0.83 (106)	-1.67 (126)

FBS rank in ()



**Tennessee (3-3, 0-3 SEC)**  
**at Alabama (7-0, 4-0 SEC)**  
 2:30 p.m. CT | CBS  
 Series: Alabama leads 53-38-7

**Last Week**

South Carolina def. Tennessee 15-9  
 Alabama def. Arkansas 41-9

	<b>Tennessee</b>	<b>Alabama</b>
Rushing Offense	134.7 (96)	302.6 (7)
Passing Offense	185.3 (98)	182.3 (101)
Total Offense	320.0 (116)	484.9 (15)
Scoring Offense	21.7 (107)	42.7 (9)
Rushing Defense	242.8 (122)	66.7 (1)
Passing Defense	129.2 (2)	187.6 (25)
Total Defense	372.0 (52)	254.3 (4)
Scoring Defense	23.8 (53)	10.1 (2)
Interceptions	2 (114)	10 (5)
Sacks	2.17 (54)	2.71 (24)
Tackles for loss	6.2 (63)	6.4 (55)
Turnover margin	-0.67 (103)	1.57 (5)

FBS rank in ()



**Kentucky (5-1, 2-1 SEC)**  
**at Mississippi State (4-2, 1-2 SEC)**  
 3 p.m. CT | SEC Network  
 Series: Tied 22-22

**Last Week**

Kentucky: Bye  
 Mississippi State def. BYU 35-10

	<b>Kentucky</b>	<b>Mississippi State</b>
Rushing Offense	138.3 (91)	261.7 (14)
Passing Offense	211.2 (77)	181.0 (103)
Total Offense	349.5 (106)	442.7 (42)
Scoring Offense	27.5 (76)	31.8 (47)
Rushing Defense	97.2 (10)	129.8 (40)
Passing Defense	288.7 (121)	155.0 (4)
Total Defense	385.8 (68)	284.8 (8)
Scoring Defense	21.3 (44)	19.7 (28)
Interceptions	6 (47)	2 (114)
Sacks	2.00 (64)	1.67 (90)
Tackles for loss	4.5 (114)	5.3 (84)
Turnover margin	1.33 (7)	0.00 (59)

FBS rank in ()



**LSU (5-2, 2-1 SEC)**  
**at Ole Miss (3-3, 1-2 SEC)**  
 6:15 p.m. CT | ESPN  
 Series: LSU leads 60-41-4

**Last Week**

LSU def. Auburn 27-23  
 Ole Miss def. Vanderbilt 57-35

	<b>LSU</b>	<b>Ole Miss</b>
Rushing Offense	191.0 (40)	105.3 (119)
Passing Offense	201.7 (85)	357.2 (9)
Total Offense	392.7 (76)	462.5 (29)
Scoring Offense	25.6 (85)	31.8 (47)
Rushing Defense	144.7 (56)	238.5 (117)
Passing Defense	170.6 (14)	211.2 (56)
Total Defense	315.3 (22)	449.7 (108)
Scoring Defense	19.4 (26)	37.0 (116)
Interceptions	4 (84)	4 (84)
Sacks	3.29 (11)	1.83 (78)
Tackles for loss	5.6 (81)	6.2 (63)
Turnover margin	0.0 (59)	-0.33 (86)

FBS rank in ()



## Statistical Comparisons



**Auburn (5-2, 3-1 SEC)**  
**at Arkansas (2-4, 0-3 SEC)**

6:15 p.m. CT | SEC Network  
 Series: Auburn leads 14-11-1



### Last Week

LSU def. Auburn 27-23

Alabama def. Arkansas 41-9

	<b>Auburn</b>	<b>Arkansas</b>
Rushing Offense	222.4 (23)	159.0 (69)
Passing Offense	216.1 (73)	206.0 (81)
Total Offense	298.3 (13)	365.0 (96)
Scoring Offense	34.0 (39)	28.7 (67)
Rushing Defense	117.7 (25)	173.0 (79)
Passing Defense	180.6 (17)	201.3 (40)
Total Defense	298.3 (13)	374.3 (56)
Scoring Defense	15.0 (9)	33.0 (105)
Interceptions	4 (84)	4 (84)
Sacks	2.71 (24)	1.67 (90)
Tackles for loss	6.7 (44)	4.2 (122)
Turnover margin	0.0 (59)	-0.17 (78)

FBS rank in ()

## SEC FOOTBALL NOTES

### SEC FOOTBALL INSTANT REPLAY STATISTICS

	Games Using SEC Replay	Play Stoppages	Plays Overturned	Average Length of Review
2005	77	66	17 (25.76%)	1:53
2006	89	123	29 (33.58%)	1:41
2007	87	139	38 (43.68%)	1:36
2008	85	122	39 (45.90%)	1:24
2009	85	115	28 (32.91%)	1:26
2010	85	119	37 (43.27%)	1:36
2011	86	95	36 (41.86%)	1:37
2012	101	138	52 (51.46%)	1:28
2013	101	146	54 (53.49%)	1:22
2014	101	166	62 (61.39%)	1:28
2015	103	203	76 (73.88%)	1:22
2016	98	219	93 (94.89%)	1:28
TOTALS	1000	1432	467 (46.70%)	

### 2017 INSTANT REPLAY STATISTICS

	Games Using SEC Replay	Play Stoppages	Plays Overturned	Average Length of Review
Week 1	7	11	5 (45.45%)	1:20
Week 2	11	22	7 (31.82%)	1:25
Week 3	10	18	11 (61.11%)	1:46
Week 4	8	14	6 (42.86%)	1:26
Week 5	8	20	10 (50.00%)	1:11
Week 6	6	20	10 (50.00%)	1:02
Week 7	7	15	4 (26.66%)	0:56
Week 8				
Week 9				
Week 10				
Week 11				
Week 12				
Week 13				
SECCG				
TOTALS	57	120	53 (44.17%)	1:18

### THIS IS SEC FOOTBALL

- The SEC is the only conference in college football history to send at least 10 teams to bowl games in four consecutive seasons (2013-2016).
- The SEC sent 12 teams to the postseason for the second time in the last three seasons. No other league has ever sent that many in a single year.
- In the stands, the SEC remained the national leader in attendance (77,565 fans per game, down 1 percent from a record-breaking 2015 season).
- Since Florida in Jan. 2007, four different teams from the SEC have played for the national title - all of them with multiple appearances.
- For the 10th time in the last 11 seasons, a team from the SEC has now advanced to the national championship game.
- The SEC Championship on December 3 was the highest-rated and most-watched Conference Championship game – as it has been every year since 2007 – averaging 11.1 million viewers and a 6.6/15 HH rating/share.
- For the eighth consecutive year the SEC ON CBS was the highest-rated regular season college football package on any network. CBS Sports' national coverage of SEC football averaged a national household rating/share of 3.4/8 topping all other networks. The 2016 SEC ON CBS season averaged more viewers than any college football network package with an average of 5.7 million viewers. The 17-game SEC ON CBS slate delivered four of the Top 10 most-watched games of the regular-season.
- Five of the Top 10 highest rated games across all networks in 2016 involved a team from the SEC.

#### 2016 SEC Football – Led Nation With:

- Most teams in postseason bowl games
- Most First Team All-Americans
- Most Overall All-Americans
- Most non-conference Top 25 victories
- Most non-conference Top 25 opponents
- Most teams ranked in Top 10 during the season
- Most teams in final Top 25 polls

## 2017 SEC FOOTBALL VIDEO REPLAY

### THE OBJECTIVE

To allow for specific types of officiating calls to be immediately reviewed during all games hosted by SEC teams.

### THE COACHES' CHALLENGE

The head coach may challenge the ruling of any reviewable play. He retains a challenge if his initial challenge is successful and thus results in a reversal by the replay official. The head coach will then have a single challenge that he may use anytime during the game if his team has not used all its timeouts. Thus a team may have a total of two challenges in the game, but only if the first results in a reversal of the on-field ruling. A head coach may not challenge an on-field ruling if all of the team's timeouts have been used for that half or extra period.

### THE SOURCE

All reviewable video comes direct from either the television network broadcasting the game or other TV production facilities that meet established conference standards and the coach's high end zone and high 50 yard line cameras. The coach's video is also made available to the TV producer. The Southeastern Conference has used instant replay since 2005.

### THE PLAYS

#### Scoring Plays

Reviewable plays involving a potential score include:

- A potential touchdown or safety. [Exception: Safety by penalty for fouls that are not specifically reviewable with the exception of the location of the passer when an intentional grounding foul results in a safety.]
- Field goal attempts if and only if the ball is ruled (a) below or above the crossbar or (b) inside or outside the uprights when it is lower than the top of the uprights. If the ball is higher than the top of the uprights as it crosses the end line, the play may not be reviewed.

#### Passes

Reviewable plays involving passes include:

- Pass ruled complete, incomplete or intercepted anywhere in the field of play or an end zone.
- Forward pass touched by a player (eligible or ineligible) or an official, including whether the touching is behind or beyond the line of scrimmage.
- Forward pass or forward handing when a ball carrier is or has been beyond the neutral zone.
- A forward pass or forward handing after a change of team possession.
- Pass ruled forward or backward when thrown from behind the neutral zone.
  - If the pass is ruled forward and is incomplete, the play is reviewable only if the ball goes out of bounds or if there is clear recovery of a loose ball in the immediate continuing football action after the loose ball or if the ball is out of bounds. If the replay official does not have indisputable video evidence as to which team recovers, the ruling of incomplete pass stands.
  - If the replay official reverses an incomplete forward pass ruling and the ball is recovered, it belongs to the recovering team at the spot of the recovery and any advance is nullified.

#### Dead Ball and Loose Ball

Reviewable plays involving potential dead balls and loose balls include:

- Loose ball by a potential passer ruled a fumble.
- Loose ball by a passer ruled incomplete forward pass when there is clear recovery in the immediate continuing action after the loose ball.
  - If the replay official does not have indisputable video evidence as to which team recovers, the ruling of incomplete pass stands.
  - If the replay official rules fumble, the ball belongs to the recovering team at the spot of the recovery and any advance is nullified.

# 2017 SEC Football

---

- c. Live ball not ruled dead in possession of a ball carrier.
- d. Loose ball ruled dead (Rule 4-1-2-b-2), or live ball ruled dead in possession of a ball carrier when the clear recovery of a loose ball occurs in the immediate continuing football action.
  - 1. If the ball is ruled dead and the replay official does not have indisputable video evidence as to which team recovers, the dead-ball ruling stands.
  - 2. If the replay official rules that the ball was not dead, it belongs to the recovering team at the spot of the recovery and any advance is nullified.
- e. Ball carrier's forward progress, spot of fumble, or spot of out of bounds backward pass, with respect to a first down or the goal line.
- f. Catch or recovery of a fumble by a Team A player other than the fumbler before any change of possession during fourth down or a try.
- g. Ball carrier in or out of bounds. If a ball carrier is ruled out of bounds, the play is not reviewable, except as in Rules 12-3-1-a and 12-3-3-d.
- h. Catch, recovery or touching of a loose ball by a player in bounds or out of bounds.
- i. A loose ball touching on or beyond a sideline, goal line, or end line, touching a pylon, or breaking the plane of a goal line.
- j. Catch or recovery of a loose ball in the field of play or an end zone.
- k. Forward fumble that goes out of bounds with respect to a first down.
- l. Live ball declared dead under Rule 4-1-2-b-2 and b-3 (inadvertent whistle).

## Kicks

Reviewable plays involving kicks include:

- a. Touching of a kick.
- b. Player beyond the neutral zone when kicking the ball.
- c. Kicking team player advancing a ball after a potential muffed kick/fumble by the receiving team.
- d. Scrimmage kick crossing the neutral zone.
- e. Blocking by Team A players before they are eligible to touch the ball on an on-side kick.

## Targeting

- a. All targeting fouls shall be reviewed. The review includes all aspects of the targeting foul to ascertain whether there is at least one indicator of targeting action.
- b. The Replay Official may create a targeting foul, but only in egregious instances in which a foul is not called by the officials on the field. Such a review may not be initiated by a coach's challenge.

## Miscellaneous

Situations that may be addressed by the replay official:

- a. The number of players on the field for either team during a live ball.
- b. Clock adjustment and status when a ruling is reviewed.
- c. Clock adjustment at the end of any quarter. If at the end of any quarter the game clock expires, either during a down in which it should be stopped by rule through play when the ball becomes dead or following the down upon a request for an available team timeout, the replay official may restore time only under these conditions:
  - 1. The replay official has indisputable video evidence that time should have remained on the game clock when the ball became dead or when the team timeout was granted;
  - 2. In the second and fourth quarters only, the team in possession when the ball became dead would next put the ball in play from scrimmage (not the try);
  - 3. In the fourth quarter only, either the score is tied or the team that will next snap the ball is behind by eight points or fewer; and
  - 4. The replay official's video evidence includes the timeout signal by an official in the case where the game clock should have stopped for a requested team timeout.
- d. Correcting the number of a down.
  - 1. This includes the result of a penalty enforcement that includes an automatic first down or loss of down.
  - 2. The correction may be made at any time within that series of downs or before the ball is legally put in play after that series.
- e. Any person who is not a player interfering with live-ball action occurring in the field of play (Rule 9-2-3).
- f. An injured player at the initiation of the medical observer.

## Limitations on Reviewable Plays

No other plays or officiating decisions are reviewable. However, the replay official may correct egregious errors, including those involving the game clock, whether or not a play is reviewable. This excludes fouls that are not specifically reviewable (Reviewable fouls: Rules 12-3-2-c and d, 12-3-4-b and -e and 12-3-5-a).

## Reviewable Fouls

The following plays are reviewable and the replay official may create a foul when there is no call by the on-field officials:

- a. Player making a forward pass or forward handoff when beyond the neutral zone or after a change of possession.
- b. Player beyond the neutral zone when kicking the ball.
- c. Blocking by Team B players before they are eligible to touch the ball on an onside kick.
- d. The number of players on the field for either team during a live ball.
- e. Illegal touching of a forward pass by an originally eligible receiver who has gone out of bounds.
- f. Player who is out of bounds touching a free kick that had not been touched inbounds.
- g. Forward pass that becomes illegal as a second pass after an on-field ruling of a backward pass is reversed.
- h. A clear, obvious and egregious targeting foul.

## THE PROCESS

Each SEC football stadium has a secured replay booth equipped with the HD Instant Replay system provided by DVSport. Three individuals work in the booth for the duration of the game: 1. Replay Official, 2. Communicator, 3. Technician. The Replay Official and the Communicator are selected and assigned by the Conference Office.

A live HD video feed is sent directly to the replay booth from the TV truck. The Technician watches the feed on an input monitor while recording it into the DVSport Replay System. The Technician also marks the beginning of each play while the Communicator marks all incoming replays.

Each play and subsequent replay then appears on a touch screen in front of the Replay Technician. As the Technician and the Communicator mark the incoming video, each view will appear as a small picture on the computer touch screen. At any time, the Replay Technician can touch the thumbnail and immediately send that play or replay to the Replay Official.

With the Communicator's assistance, the Replay Official can quickly jump between replays while playing back the video. All replay video navigation is done via a jog shuttle remote controlled by the Replay Official. All video is viewed on an HD monitor that sits in front of the Replay Official. The touch screen is only used to select the replays and to log specific play data in the event a call is overturned.

While all plays are reviewed between the whistle and the beginning of the next play, the Replay Official can stop play on the field by using a pager system. Seven of the eight on-field officials wear pagers. If play is stopped the Referee announces on the stadium PA microphone that play has been stopped so the previous play can be reviewed. The Referee then proceeds to the sideline headset, which provides direct communication to the Replay Official in the booth. Once the play has been reviewed, the Replay Official notifies the Referee, who then announces the decision on the stadium PA system.

## RECENT ADDITIONS

\*For the 2016 season, the SEC will utilize the new experimental rule that allows personnel in a separate secure location identified by the conference to assist the Instant Replay Official at the stadium in making decisions. The SEC will locate 3 Instant Replay Officials in the SEC Video Center each week to collaborate with the onsite Replay Official during any replay stoppage. The 3 Replay Officials in the Video Center will have real time video and communications with the Replay Official in the stadium to aid in this collaboration. The goal of this process will be consistency in decision making and to help avoid incorrect outcomes.

\* Monitors may be used to view a live telecast or webcast in the football coaching booth. The home team is responsible for assuring identical television capability in the coaches' booths of both teams. This capability may not include replay equipment or recorders.

\* If at the end of any quarter the game clock expires, either during a down in which it should be stopped by rule through play when the ball becomes dead or following the down upon a request for an available team timeout, the replay official may restore time only under these conditions:

- 1. The replay official has indisputable video evidence that time should have remained on the game clock when the ball became dead or when the team timeout was granted;
- 2. The team in possession when the ball became dead would next put the ball in play from scrimmage;
- 3. In the fourth quarter only, either the score is tied or the team that will next snap the ball is behind by eight points or fewer; and
- 4. The replay official's video evidence includes the timeout signal by an official in the case where the game clock should have stopped for a requested team timeout.

## THE EQUIPMENT

Each SEC member institution uses the new multi-view HD Replay System developed by DVSport. The replay systems are maintained by the home institution with technical support from DVSport.

## SEC FOOTBALL BOWL AGREEMENTS

The Southeastern Conference has agreements with nine postseason bowls, not including College Football Playoff/New Year's Six games, and a process for the assignment of SEC member schools to bowl games that began with the 2014 season and extending for six years.

The new SEC bowl process coincided with the beginning of the new College Football Playoff that followed the 2014 college football season. The SEC also participates in the Allstate Sugar Bowl and the Capital One Orange Bowl (in selected years). Under the current SEC bowl system, the Citrus Bowl in Orlando (vs. Big Ten), a longtime SEC bowl, will have the first selection of available SEC teams after any conference schools have qualified for the College Football Playoff, the Allstate Sugar Bowl or the Capital One Orange Bowl.

Following the Citrus Bowl, there will be a pool of six bowls comprised of the Outback Bowl in Tampa (vs. Big Ten), Franklin American Mortgage Music City Bowl in Nashville (vs. ACC/Big Ten), TaxSlayer Bowl in Jacksonville (vs. ACC/Big Ten), AutoZone Liberty Bowl in Memphis (vs. Big 12), Texas Bowl in Houston (vs. Big 12) and Belk Bowl in Charlotte (vs. ACC).

In consultation with SEC member institutions, as well as these six bowls, the conference will make the assignments for the bowl games in the pool system.

The SEC also has a relationship with both the Birmingham Bowl (vs. American) and the Independence Bowl in Shreveport (vs. ACC). The Birmingham Bowl will have the first selection of available teams following the pool of six bowls. The Independence Bowl will have the next selection of available teams following the Birmingham Bowl.

### 2017 SEC Bowl Selection Process

CFP BOWLS: Sugar (Semifinal), Rose (Semifinal), Orange, Peach, Fiesta, Cotton, CFP National Championship

Contract Bowls:     Sugar     (SEC vs. Big 12 when Sugar is not a semifinal game)  
                             Rose     (Pac 12 vs. Big Ten when Rose is not a semifinal game)  
                             Orange     (ACC vs. highest ranked SEC/Big Ten non-champion or Notre Dame when Orange is not a semifinal game)

Access Bowls:     Fiesta  
                             Peach  
                             Cotton

#### 1) Which SEC Team qualifies for the CFP?

The winner of the SEC Championship Game automatically qualifies for a spot in the Peach, Cotton or Fiesta Bowls if that team is not selected to participate in the four-team playoff. If the SEC Champion is selected to participate in the four-team playoff it will play in the Sugar or Rose Bowl.

#### 2) How can additional SEC teams be selected for the CFP?

Additional SEC teams may be selected for the CFP Semifinals (Sugar or Rose) or one of the CFP access bowls (Fiesta, Peach or Cotton Bowls) based on its ranking in the final CFP Selection Committee rankings. There is no limit on the number of teams from any one conference that can be selected to participate in the CFP bowls.

#### 3) How can a SEC Team be selected to participate in the Orange Bowl?

When the Orange Bowl is not a semifinal game and a SEC team is the highest ranked team among the non-champions of the SEC and Big Ten and ranked higher than Notre Dame after the CFP semifinal games have been filled, then that team will participate in the Orange Bowl. There are eight years in which the Orange Bowl is not a semifinal game and the SEC is guaranteed three of the eight years, the Big Ten is guaranteed three of the eight years and the remaining two years can be filled by Notre Dame, the SEC or the Big Ten based on CFP Selection Committee rankings. To be clear, the SEC Champion can never participate in the Orange Bowl unless it is a semifinal game.

#### 4) How does the CFP selection process work in 2017-18?

The CFP Selection Committee ranks the top 25 teams and selects the four teams to participate in the semifinal games (Sugar and Rose). Then, after the contract bowls (Orange) are filled based on conference agreements, the Committee will assign teams to fill the remaining access bowls (Cotton, Fiesta and Peach). The Orange Bowl is filled with an ACC representative and the highest ranked non champion from the SEC and the Big Ten or Notre Dame after the CFP semifinal games have been filled. Each conference champion from the contract bowls (ACC, Big Ten, Big 12, SEC & Pac 12) has a guaranteed spot in its contracted bowl or in an access bowl (Cotton, Fiesta or Peach) if the contracted bowl is a semifinal game and the conference champion is not selected to participate in a semifinal game. The highest ranked champion from the Mountain West, American, Conference USA, Sun Belt or MAC is guaranteed a spot in a CFP bowl and the remaining spots are filled based on the rankings of teams after the contract bowls have been filled.



## 2017 SEC Football

### SEC FOOTBALL BOWL AGREEMENTS

<u>Bowl</u>	<u>Contract Teams</u>	<u>Date</u>	<u>Time</u>	<u>Network</u>
Cotton Bowl	Filled by CFP Selection Committee	December 29, 2017	8:30 pm ET	ESPN
Fiesta Bowl	Filled by CFP Selection Committee	December 30, 2017	4:00 pm ET	ESPN
Orange Bowl	ACC vs. SEC/Big Ten/ND	December 30, 2017	8:00 pm ET	ESPN
Peach Bowl	Filled by CFP Selection Committee	January 1, 2018	12:30 pm ET	ESPN
Rose Bowl	Semifinal Game	January 1, 2018	5:00 pm ET	ESPN
Sugar Bowl	Semifinal Game	January 1, 2018	8:45 pm ET	ESPN
CFP NCG	Winners of Semifinal Games (Atlanta, GA)	January 8, 2018	8:00 pm ET	ESPN

5) Where is the CFP National Championship Game played?

The CFP National Championship Game will be played in locations selected by the CFP. The 2018 CFP National Championship Game will be played in Atlanta, Georgia on January 8.

#### SEC BOWLS

CITRUS BOWL: (Orlando, FL) vs. Big 10 ▪ January 1, 2018 – 1:00 pm ET ABC

After the CFP selection process the Citrus Bowl gets the first selection of available SEC Teams.

POOL OF SIX BOWLS: After the Citrus Bowl selects a team, there will be a pool of six bowls and the Conference, in consultation with the institutions and the bowls, will make the assignments for these six bowl games from all eligible SEC teams.

The pool of six bowls are as follows:

Outback Bowl (Tampa, FL) vs. Big 10 ▪ January 1, 2018 – Noon ET	ESPN2
TaxSlayer Bowl (Jacksonville, FL) vs. Big Ten/ACC ▪ December 30, 2017 – Noon ET	ESPN
Music City Bowl (Nashville, TN) vs. ACC/Big Ten ▪ December 29, 2017 – 4:30 pm ET	ESPN
Texas Bowl (Houston, TX) vs. Big 12 ▪ December 27, 2017 – 9:00 pm ET	ESPN
Belk Bowl (Charlotte, NC) vs. ACC ▪ December 29, 2017 – 1:00 pm ET	ESPN
Liberty Bowl (Memphis, TN) vs. Big 12 ▪ December 30, 2017 – 12:30 pm ET	ABC

BOWLS AFTER THE POOL OF SIX:

Birmingham Bowl (Birmingham, AL) vs. American ▪ December 23, 2017 – Noon ET ESPN

The Birmingham Bowl selects after the CFP, Citrus Bowl and the Pool of Six Bowls (Outback Bowl, TaxSlayer Bowl, Music City Bowl, Texas Bowl, Belk Bowl and Liberty Bowl).

Independence Bowl (Shreveport, LA) vs. ACC ▪ December 27, 2017 – 1:30 pm ET ESPN

The Independence Bowl selects after the CFP, Citrus Bowl, the Pool of Six (Outback Bowl, TaxSlayer Bowl, Music City Bowl, Texas Bowl, Belk Bowl and Liberty Bowl) and the Birmingham Bowl.

## SEC BOWL SUCCESS

### NATIONAL CHAMPIONS SINCE 1992

Since the first SEC expansion in 1992, the SEC has the most national championships (AP, USA Today) with 12. During that time, the SEC has had more teams with national titles than any other conference (6). Here is a breakdown:

SEC (12) Florida (2008, 2006, 1996), LSU (2003, 2007), Tennessee (1998), Alabama (1992, 2009, 2011, 2012, 2015), Auburn (2010)

Big 12 (5) Texas (2005), Oklahoma (2000), Nebraska (1994, 1995, 1997)

Big Ten (3) Ohio State (2002, 2014), Michigan (1997)

Pac-10 (2) Southern California (2003, 2004)

ACC (4) Florida State (1993, 1999, 2013), Clemson (2016)

Big East (1) Miami, Fla. (2001)

The SEC was the first conference to claim four consecutive Associated Press (first poll - 1936), National Football Foundation and College Hall of Fame (first poll - 1959), Football Writers Association of America (first poll - 1954) and USA Today or UPI Coaches Poll (first poll - 1950) national championships.

### SEC IN BOWL GAMES

• Since 2006, the SEC has accrued more bowl wins (71) and appearances (110) than any other conference. The conference's .645 bowl winning percentage is first among FBS leagues during that time.

SEC	71-39	.645
Pac-12	41-29	.586
American	34-29	.540
Mountain West	35-27	.565
Sun Belt	18-14	.563
Conference USA	33-29	.532
Big 12	41-41	.500
Independents	12-12	.500
ACC	45-55	.450
Big Ten	35-57	.380
MAC	15-41	.268

• The SEC is 3-2 in College Football Playoff games and 1-1 in College Football Playoff National Championship Games. The SEC finished 9-2 in BCS National Championship Games (LSU 2-1, Florida 2-0, Alabama 3-0, Tennessee 1-0, Auburn 1-1), 8-1 vs. non-SEC competition. The SEC had the most wins (17) and the highest winning percentage of any conference that has three-or-more appearances in BCS bowl games. The SEC was 17-10 in BCS games (.630 percentage), 16-9 (.640) in non-conference. Since 2006, the SEC has posted a 14-7 (.667) record in BCS/CFP games, more wins, appearances and winning percentage than any other conference.

• During the recent seven-year national championship winning streak, the SEC's average margin of victory in BCS National Championship Games was 17 points, which includes a three point victory over Oregon in 2011, the only game during the streak decided by single digits.

• With conference limits being removed in 2014 with the College Football Playoff, the SEC became the first conference to place three teams in CFP/BCS postseason bowls: Ole Miss (Chick-fil-A); Mississippi State (Orange); Alabama (Sugar/National Semifinal).

• Eight different SEC teams, six from the SEC Western Division, have made BCS/New Year's Six bowl game appearances since 2006: Alabama, Arkansas, Auburn, Florida, Georgia, LSU, Ole Miss and Mississippi State.

### SEC SENDS NATIONAL RECORD-HIGH 12 TEAMS TO POSTSEASON IN 2016

BIRMINGHAM, Alabama – Twelve Southeastern Conference football teams learned their post-season bowl destinations on December 4, including No. 1-ranked Alabama which played No. 4 Washington in the Chick-fil-A Peach Bowl on December 31 in a semifinal game in the College Football Playoff. The SEC has advanced to the College Football Playoff in each of the first three seasons, earning the No. 1 slot two of the three years.

The College Football Playoff committee first selected teams for the national semifinal games, the Chick-fil-A Peach Bowl and the PlayStation Fiesta Bowl. The committee later announced the participants in the Allstate Sugar Bowl, Capital One Orange Bowl, Good Year Cotton Bowl and the Rose Bowl Game presented by Northwestern Mutual.

This marks the third year the conference assigned league schools to a "Pool of Six" bowls that include the Belk Bowl in Charlotte, the AdvoCare V100 Texas Bowl in Houston, the TaxSlayer Bowl in Jacksonville, the AutoZone Liberty Bowl in Memphis, the Franklin American Mortgage Music City Bowl in Nashville and the Outback Bowl in Tampa.

The SEC has now won 22 games in the last three postseasons, also a national record.

With 12 teams advancing to bowl games this season, the SEC became the first conference to send at least 10 teams to postseason bowls in four consecutive seasons. The SEC also sent a NCAA-record 12 teams to participate in postseason bowl games in 2014 and has sent no less than eight teams to post-season bowls in each of the last ten seasons.

The SEC established a national-record with nine postseason victories in 2015 and owned the previous record for postseason bowl victories with seven wins in 2007, 2013 and 2014.

### Most Bowl Appearances – Single Season

1. 12 – SEC, 2014, 2016
2. 11 – ACC, 2013, 2014, 2016
3. 10 – SEC, 2009, 2010, 2013, 2015  
10 – ACC, 2008  
10 – Big Ten, 2011, 2014, 2015, 2016  
10 – Pac-12, 2015
6. 9 – SEC, 2000, 2006, 2007, 2011, 2012  
9 – ACC, 2010, 2015  
9 – Big 12, 2012  
9 – Pac 12, 2013

### Most Bowl Wins – Single Season

1. 9 – SEC, 2015 (9-2)  
9 – ACC, 2016 (9-3)
3. 7 – SEC, 2007 (7-2); 2013 (7-3); 2014 (7-5)
4. 6 – SEC, 2016 (6 times); Big 12 (once); Pac-12 (3 times); Big Ten (once)

### In 2016, the SEC led the nation in the following categories:

- Most teams in postseason bowl games
- Most First Team All-Americans
- Most Overall All-Americans
- Most non-conference Top 25 victories
- Most non-conference Top 25 opponents
- Most teams ranked in Top 10 during the season
- Most teams ranked in final Top 25

# 2017 SEC Football

## SEC FOOTBALL (2006-16)

During the last 11 years (2006-16), Southeastern Conference football has experienced success that is unparalleled in its football history and in the history of college football. During this tenure, the SEC's achievements have been demonstrated by:

- Triumphs in major bowl games, including the National Championship Game
- Non-conference success in regular season and bowl games
- Defeating highly-ranked non-conference teams
- Success in the polls and rankings
- Individual awards and All-America Teams
- Academic and Community Service Standouts
- Continued accomplishments of former SEC student-athletes in the NFL and NFL Draft

### SEC IN THE CFP/BCS ERA (Since 1998)

• The SEC has won eight of the last 11 national championships, 10 of the 19 BCS/CFP-era National Championships, three runner-up finishes and 24 overall national titles (AP, BCS, FWAA, coaches poll) in SEC history. The SEC has appeared in 10 of the last 11 National Championship Games and in 10 of the 16 BCS Championship Games, winning nine.

• Four different SEC schools have won the National Championship since 2006 (Auburn, 2010; Alabama, 2009, 2011, 2012, 2015; Florida, 2006 and 2008; LSU, 2007). Tennessee (1998) and LSU (2003) have also won the former BCS crown. Auburn appeared in the 2013 BCS Championship Game, as did LSU in 2011. A team from the SEC Western Division had advanced to five consecutive national championship games prior to the 2014 season, when Alabama lost in the CFP semifinals. The ACC (Clemson, Miami and Florida State) has had each three schools win titles since 1998, while the Big 12 (Texas and Oklahoma) has had two.

• Since 2006, half of the slots in the National Championship Game have been taken by SEC teams (12 of 24). The Big Ten and ACC has three during that time, while the Big 12, Pac-12 has two.

• A SEC team has led or tied for the lead at the end of 32 of the last 44 quarters of National Championship Game play. Alabama only trailed for the final second of the 2017 National Championship Game.

• The SEC has had more teams ranked in the BCS/CFP standings for the most times than any other conference since 2006. The league has had 13 of its 14 teams ranked at one time or another since 2006. Vanderbilt is the only team to not appear in the BCS/CFP rankings during this time, however, the Commodores finished ranked in the Top 25 in both 2012 and 2013 after bowl games with 9-4 records. The BCS/CFP does not produce a poll following bowl games.

• Since 2006, the SEC has posted 14 wins in BCS - now New Year's Six/Access bowls - more wins than any other conference. Here are the BCS/CFP bowl records of all conferences since 2006:

SEC	14-11	.560
Pac-12	10-7	.588
Big Ten	10-14	.417
ACC	9-9	.500
Big 12	7-10	.412
AAC	6-3	.667
Mountain West	3-1	.750
WAC	2-1	.667
MAC	0-2	.000
Independents	0-3	.000

### CFP Era (2014-Present) (Includes CFP Championship Game)

ACC	5-3	.625
Big Ten	5-5	.500
SEC	4-5	.444
Pac-12	3-3	.500
Big 12	2-3	.400
AAC	1-0	1.000
Mountain West	1-0	1.000
MAC	0-1	.000
Independent	0-1	.000

• With conference limits being removed in 2014 with the College Football Playoff, the SEC became the first conference to place three teams in CFP/BCS postseason bowls: Ole Miss (Chick-fil-A); Mississippi State (Orange); Alabama (Sugar/National Semifinal).

• Three of the top 10 defensive performances in CFP/BCS history have been registered by SEC teams, more than any other conference. Alabama's shutout of LSU in the 2012 BCS National Championship Game was the first shutout in CFP/BCS history. Alabama defeated Michigan State soundly 38-0 in a CFP National Semifinal in 2015, while defeating Washington 24-7 in 2016 semifinal contest.

• Alabama's 28-point victory over Notre Dame in the 2013 Discover BCS National Championship is the second-largest in the CFP/BCS Championship Game era. (Southern Cal defeated Oklahoma by 36 in the 2005 BCS Championship Game for the top spot, however, that victory was later vacated.)

• During the recent seven-year national championship winning streak, the SEC's average margin of victory in National Championship Games was 17 points, which includes a three point victory over Oregon in 2011, the only game during the streak decided by single digits.

### SEC IN OVERALL BOWL GAMES

• Since 2006, the SEC has accrued more bowl wins (71) and appearances (110) than any other conference. The conference's .645 bowl winning percentage is first among FBS leagues during that time.

SEC	71-39	.645
Pac-12	41-29	.586
American	34-29	.540
Mountain West	35-27	.565
Sun Belt	18-14	.563
Conference USA	33-29	.532
Big 12	41-41	.500
Independents	12-12	.500
ACC	45-55	.450
Big Ten	35-57	.380
MAC	15-41	.268

• The SEC is 3-2 in College Football Playoff games and 1-1 in College Football Playoff National Championship Games. The SEC finished 9-2 in BCS National Championship Games (LSU 2-1, Florida 2-0, Alabama 3-0, Tennessee 1-0, Auburn 1-1), 8-1 vs. non-SEC competition. The SEC had the most wins (17) and the highest winning percentage of any conference that has three-or-more appearances in BCS bowl games. The SEC was 17-10 in BCS games (.630 percentage), 16-9 (.640) in non-conference. Since 2006, the SEC has posted a 14-11 (.560) record in BCS/CFP games, more wins and appearances than any other conference.

• The SEC has now won 22 games in the last three postseasons, a national record. With 12 teams advancing to bowl games this season, the SEC became the first conference to send at least 10 teams to postseason bowls in four consecutive seasons. The SEC also sent a NCAA-record 12 teams to participate in postseason bowl games in 2014 and has sent no less than eight teams to post-season bowls in each of the last ten seasons. The SEC established a national-record with nine postseason victories in 2015 and owned the previous record for postseason bowl victories with seven wins in 2007, 2013 and 2014.

• The SEC is 71-19 (.645) in bowl games since 2006, winning six or more bowl games each year but 2010, when the league finished 5-5.

### SEC vs. OTHER CONFERENCES

• Since 2006, the SEC has posted the highest non-conference winning percentage (regular season & bowls) than any other conference. The league has a 544-129 record, an 80.8 winning percentage. The SEC has won no less than 43 non-conference games (regular season & bowls) during the last 11 seasons (2006-2016). Last season (2016), the SEC was 48-19 (.667)

• Teams from the SEC have posted 67 wins in the last nine years against non-conference Top 25 teams (at time game was played), an average of over seven wins per season. Eleven of the 14 SEC teams have at least one win against a non-conference Top 25 team in the last nine years with Alabama (11), LSU (10), Georgia (9), Florida (6), South Carolina (7) Auburn (3) and Texas A&M (3) leading the way. SEC teams have beaten teams ranked 1-25 since 2006 with the exception of No. 6, including five victories over No. 1.

1 – Florida def. #1 Ohio State, 41-14, 2007 Tostitos BCS National Championship Game; LSU def. #1 Ohio State, 38-24, 2008 Allstate BCS National Championship Game; Florida def. #1 Oklahoma, 24-14, 2009 FedEx BCS National Championship Game; Alabama def. #1 Notre Dame, 42-14, 2013 Discover BCS National Championship Game; Alabama def. #1 Clemson, 45-40, 2016 CFP Championship Game.

2 – Florida def. #2 Oklahoma, 24-14, 2009 FedEx BCS National Championship Game; Alabama def. #2 Texas, 37-21, 2010 Citi BCS National Championship Game; Auburn def. #2 Oregon, 22-19, 2011 Tostitos BCS National Championship Game.

3 – LSU def. #3 Oregon, 40-27, Sept. 3, 2011; Alabama def. #3 Michigan State, 38-0, 2015 Cotton Bowl (CFP Semifinal).

4 – Florida def. #4 Cincinnati, 51-24, 2010 Allstate Sugar Bowl; Alabama def. #4 Washington 24-7, 2016 Peach Bowl (CFP Semifinal).

5 – Florida def. #5 Florida State, 37-26, Nov. 24, 2012.

7 – Alabama def. #7 Virginia Tech, 34-24, Sept. 5, 2009; Georgia def. #7 Georgia Tech, 30-24, Nov. 28, 2009

8 – Arkansas def. #8 Kansas State, 29-16, Jan. 6, 2012; Alabama def. #8 Michigan, 41-14, Sept. 1, 2012

9 – Kentucky def. #9 Louisville, 40-34, Sept. 15, 2007; LSU def. #9 Virginia Tech, 48-7, Sept. 8, 2007; Alabama def. #9 Clemson, 34-10, Aug. 30, 2008; South Carolina def. #9 Nebraska, 30-13, Jan. 2, 2012; South Carolina def. #9 Clemson, 27-17, Nov. 24, 2012

10 – LSU def. #10 Notre Dame, 41-14, 2007 Allstate Sugar Bowl; Georgia def. #10 Hawaii, 41-10, 2008 Allstate Sugar Bowl

11 – Texas A&M def. #11 Oklahoma, 41-13, 2013 AT&T Cotton Bowl; Kentucky def. #11 Louisville, 41-38, Nov. 26, 2016

12 – Tennessee def. #12 California, 35-18, Sept. 2, 2006, Tennessee def. #12 Northwestern, 45-6, 2016 Outback Bowl; Arkansas def. #12 TCU, 41-38 OT, Sept. 10, 2016

13 – Arkansas def. #13 Texas A&M, 42-38, Oct. 1, 2011; Missouri def. #13 Oklahoma State, 41-31, 2014 Cotton Bowl; Ole Miss def. #13 Oklahoma State 48-20, 2016 Sugar Bowl

14 – Alabama def. #14 Penn State, 24-3, Sept. 11, 2010; LSU def. #14 Wisconsin, 28-24, Aug. 30, 2014

15 – Georgia def. #15 Virginia Tech, 31-24, 2006 Chick-fil-A Bowl; Tennessee def. #15 Wisconsin, 21-17, 2008 Outback Bowl; South Carolina def. #15 Clemson, 34-17, Nov. 28, 2009; Texas A&M def. #15 Arizona State, 38-17, Sept. 5, 2015; LSU def. #15 Louisville, 29-9, 2016 Citrus Bowl

16 – Georgia def. #16 Georgia Tech, 15-12, Nov. 25, 2006; Auburn def. #16 Clemson, 23-20, 2007 Chick-fil-A Bowl; LSU def. #16 West Virginia, 47-21, Sept. 24, 2011; Georgia def. #16 Nebraska, 45-31, 2013 Capital One Bowl; Georgia def. #16 Clemson, 45-21, Aug. 30, 2014; Texas A&M def. #16 UCLA, 31-24 OT, Sept. 3, 2016

17 – LSU def. #17 Texas A&M, 41-24, 2011 AT&T Cotton Bowl; South Carolina def. #17 Clemson, 34-13, Nov. 26, 2011

18 – Ole Miss def. #18 Oklahoma State, 21-7, 2010 AT&T Cotton Bowl; LSU def. #18 North Carolina, 30-24, Sept. 4, 2010; Alabama def. #18 Wisconsin, 35-17, Sept. 5, 2015; Florida def. #18 Iowa, 30-3; 2017 Outback Bowl

19 – Georgia def. #19 Michigan State, 24-12, 2009 Capital One Bowl; South Carolina def. #19 Wisconsin, 34-24; 2014 Capital One Bowl

20 – Alabama def. #20 Penn State, 27-11, Sept. 10, 2011; South Carolina def. #20 Michigan, 33-28, 2013 Outback Bowl; LSU def. #20 TCU 37-27, Aug. 31, 2013; Auburn def. #20 Kansas State, 20-14, Sept. 18, 2014; Georgia def. #20 Louisville, 37-14, 2014 Belk Bowl; Alabama def. #20 Southern Cal, 52-6, Sept. 3, 2016; Georgia def. #20 North Carolina, 33-24, Sept. 3, 2016

21 – LSU def. #21 West Virginia, 20-14, Sept. 25, 2010; Texas A&M def. #21 Duke, 52-48, 2013 Chick-fil-A Bowl; Tennessee def. #21 Nebraska, 38-24, 2016 Music City Bowl

22 – Auburn def. #22 Nebraska, 17-14, 2007 AT&T Cotton Bowl

23 – Florida def. #23 Florida State, 45-15, Nov. 29, 2008

24 – South Carolina def. #24 Clemson, 31-28, Nov. 25, 2006; Georgia def. #24 Arizona State, 27-10, Sept. 20, 2008

25 – Georgia def. #25 Georgia Tech, 31-17, Nov. 26, 2011

[NOTE: poll used either AP, BCS, CFP, USA Today or Harris]

### SEC IN FINAL RANKINGS

• Since 2006, the SEC has had the most teams ranked in the final USA Today Coaches Poll. The conference has had 60 teams ranked in the final USA Today rankings, 17 more than the Big Ten (43) and 19 more than the Big 12 (41).

Conference	2006	2007	2008	2009	2010	2011	2012	2013	2014	2015	2016	Total
SEC	5	5	4	4	6	5	7	7	6	6	5	60
Big Ten	4	5	4	4	3	4	2	4	3	6	4	43
Big 12	2	5	5	4	5	4	3	3	3	4	3	41
Pac-12	3	3	4	2	2	2	3	5	6	3	5	38
ACC	3	3	3	3	4	3	2	3	4	3	4	31
American	3	2	1	3	0	2	2	2	1	2	1	19
MWC	2	1	3	3	2	2	1	0	1	0	1	16
CUSA	0	0	0	0	1	2	1	0	1	0	0	5
MAC	0	0	0	1	1	0	1	0	0	0	1	4

• The SEC has either led or tied for the lead with the most teams ranked in the USA Today Top 25 for 10 of the last 11 seasons, including 2016. In 2015, the SEC finished with six seven teams ranked in the final Top 25 poll. Nine SEC schools were ranked at some point during the 2016 season in the polls, with 10 receiving votes at some point during the season.

### SEC INDIVIDUAL AWARDS AND ALL-AMERICANS

• In the 31 individual awards, the SEC has had at least one recipient in 29 of them since 2006. The SEC has only not had a winner of the Lou Groza (placekicker) or Brian Burlsworth (walk-on) in the last 11 seasons.

• Since 2006, the SEC football student-athletes and coaches have won 83 major individual awards, an average of nearly eight per year. The league won an all time high 12 individual honors in 2010.

• The SEC has won a national player of the year in the last 10 seasons with six different players since 2007 – Darren McFadden, Arkansas, and Tim Tebow, Florida, in 2007; Tebow in 2008; Mark Ingram, Alabama, in 2009; Cam Newton, Auburn, in 2010; Johnny Manziel, Texas A&M, in 2012; Derrick Henry, Alabama, in 2015. The SEC did not have a national player of the year in 2011, 2013, 2014 or 2019. Three of the Heisman finalists in 2013 were, however, from the SEC, as well as one of three in 2014.

### SEC INDIVIDUAL AWARD WINNERS SINCE 2006

HEISMAN MEMORIAL TROPHY (Nation's best player) – Derrick Henry, Alabama (2015); Johnny Manziel, Texas A&M (2012); Cam Newton, Auburn (2010); Mark Ingram, Alabama (2009); Tim Tebow, Florida (2007)

CHUCK BEDNARIK AWARD (Nation's best defensive player) – Patrick Peterson, LSU (2010); Tyrann Mathieu, LSU (2011); Jonathan Allen, Alabama (2016)

RAY GUY AWARD (Nation's best punter) – Chas Henry, Florida (2010); Drew Butler, Georgia (2009)

MAXWELL AWARD (Nation's best player) – Derrick Henry, Alabama (2015); Cam Newton, Auburn (2010); Tim Tebow, Florida (2008); Tim Tebow, Florida (2007); AJ McCarron, Alabama (2013)

WALTER CAMP AWARD (Nation's best player) – Derrick Henry, Alabama (2015); Cam Newton, Auburn (2010); Darren McFadden, Arkansas (2007)

DOAK WALKER AWARD (Nation's best running back) – Derrick Henry, Alabama (2015); Trent Richardson, Alabama (2011); Darren McFadden, Arkansas (2007); Darren McFadden, Arkansas (2006)

DAVEY O'BRIEN AWARD (Nation's best quarterback) – Johnny Manziel, Texas A&M (2012); Cam Newton, Auburn (2010); Tim Tebow, Florida (2007)

JIM THORPE AWARD (Nation's best defensive back) – Johnthan Banks, Mississippi State (2012); Morris Claiborne, LSU (2011); Patrick Peterson, LSU (2010); Eric Berry, Tennessee (2009)

JOHN MACKEY AWARD (Nation's best tight end) – Hunter Henry, Arkansas (2015); D.J. Williams, Arkansas (2010); Aaron Hernandez, Florida (2009)

ROTARY LOMBARDI AWARD (Nation's outstanding lineman) – Nick Fairley, Auburn (2010); Glenn Dorsey, LSU (2007)

PAUL HORNUNG AWARD (Nation's most versatile player) -- Brandon Boykin, Georgia (2011); Odell Beckham, LSU (2013)

FRANK BROYLES AWARD (Nation's top assistant coach) – John Chavis, LSU (2011); Gus Malzahan, Auburn (2010); Kirby Smart, Alabama (2009)

WUERFFEL TROPHY (Community service with athletic and academic achievement) – Barrett Jones, Alabama (2011)

JOHNNY UNITAS GOLDEN ARM (Outstanding senior quarterback) - AJ McCarron, Alabama (2013).

AFCA ASSISTANT COACH OF THE YEAR - Kirby Smart, Alabama (2012)

DISNEY SPIRIT AWARD (Top inspirational story) – Alabama Football Team (2011); D.J. Williams, Arkansas (2010)

HOME DEPOT COACH OF THE YEAR (National Coach of the Year) – Les Miles, LSU (2011); Gene Chizik, Auburn (2010); Nick Saban, Alabama (2008); Gus Malzahn, Auburn (2013)

EDDIE ROBINSON FWAA COACH OF THE YEAR – Nick Saban, Alabama (2008); Gus Malzahn, Auburn (2013)

LIBERTY MUTUAL COACH OF THE YEAR -- Nick Saban, Alabama (2008); Les Miles, LSU (2011); Gus Malzahn, Auburn (2013)

CoSIDA/ESPN ACADEMIC ALL-AMERICAN OF THE YEAR – Barrett Jones, Alabama (2012); Greg McElroy, Alabama (2010); Tim Tebow, Florida (2009)

BUTKUS AWARD (Nation's best linebacker) – Rolando McClain, Alabama (2009); Patrick Willis, Ole Miss (2006); C.J. Mosley, Alabama (2013); Reuben Foster, Alabama (2016)

WILLIAM V. CAMPBELL TROPHY (Nation's top scholar-athlete) – Tim Tebow, Florida (2009); Barrett Jones, Alabama (2012)

RIMINGTON TROPHY (Nation's best center) – Ryan Kelly, Alabama (2015); Reece Dismukes, Auburn (2014); Barrett Jones, Alabama (2012); Maurkice Pouncey, Florida (2009); Jonathan Luigs, Arkansas (2007)



# 2017 SEC Football

## SEC FOOTBALL (2006-16)

LOWE'S SENIOR CLASS AWARD (Nation's top senior student-athlete) – Dak Prescott, Mississippi State (2015); Tim Tebow, Florida (2009)

WUERFFEL TROPHY (Community Service, Athletic and Academic Achievement) – Tim Tebow, Florida (2008); Trevor Knight, Texas A&M (2016)

BILETNIKOFF AWARD (Wide Receiver) - Amari Cooper, Alabama (2014)

OUTLAND TROPHY (Nation's top lineman) – Barrett Jones, Alabama (2011); Andre Smith, Alabama (2008); Glenn Dorsey, LSU (2007); Cam Robinson, Alabama (2016)

WALTER CAMP COACH OF THE YEAR – Nick Saban, Alabama (2008)

BRONKO NAGURSKI AWARD (Nation's top defensive player) – Glenn Dorsey, LSU (2007); Jonathan Allen, Alabama (2016)

LOTT TROPHY (Defensive IMPACT Player) – Glenn Dorsey, LSU (2007)

MANNING AWARD (Nation's top quarterback) – Johnny Manziel, Texas A&M (2012); Tim Tebow, Florida (2008); JaMarcus Russell, LSU (2006)

ASSOCIATED PRESS COLLEGE PLAYER OF THE YEAR – Derrick Henry, Alabama (2015); Johnny Manziel, Texas A&M (2012); Tim Tebow, Florida (2007)

ARA SPORTSMANSHIP AWARD -- Barrett Jones, Alabama (2011)

TED HENDRICKS TROPHY (Nation's best defensive ends) -- Jadeveon Clowney, South Carolina (2012)

POP WARNER AWARD - Max Garcia, Florida (2014)

NFF LEGACY AWARD - Mike McNeely, Florida (2014)

• The SEC would fill a complete first unit at every position of first-team All-Americans since 2006. The SEC has had 112 players make first-team All-America in the AP, Walter Camp, FWAA or AFCA squads, including a national-leading 11 for the 2016 season.

### SEC FOOTBALL ACADEMIC & COMMUNITY SERVICE STANDOUTS

• 29 SEC football student-athletes have won 31 national academic and community service awards since 2006. The SEC has had four of the last 10 CoSIDA/ESPN Academic All-Americans of the Year in football, two recipients of the William V. Campbell Trophy (known as the "Academic Heisman"), 15 first-team CoSIDA/ESPN Academic All-America first team recipients, eight National Football Foundation Scholar-Athletes and 19 representatives on the AFCA Good Works Team, including team captain Malcolm Mitchell of Georgia in 2015 and captain D.T. Shackelford of Ole Miss in 2014.

#### 2006

CoSIDA/ESPN The Magazine Academic All-America First Team – Hayden Lane, OL, Kentucky

National Football Foundation Scholar-Athlete – Chris Leak, QB, Florida

AFCA Good Works Team – William Brown, OL, South Carolina; Quentin Moses, DE, Georgia; Jacob Tamme, TE, Kentucky; James Wilhoit, PK, Tennessee

#### 2007

National Football Foundation Scholar-Athlete – Jacob Tamme, TE, Kentucky

CoSIDA/ESPN The Magazine Academic All-America First Team – Tim Tebow, QB, Florida; Jacob Tamme, TE, Kentucky

AFCA Good Works Team – Jason Cook, FB, Ole Miss; Kelin Johnson, SS, Georgia;

#### 2008

CoSIDA/ESPN The Magazine Academic All-America First Team – Tim Tebow, QB, Florida; Tim Masthay, P, Kentucky

CoSIDA/ESPN The Magazine Academic All-America of the Year – Tim Tebow, QB, Florida

AFCA Good Works Team – Tim Masthay, P, Kentucky

Wuerrfel Trophy – Tim Tebow, QB, Florida

#### 2009

National Football Foundation Scholar-Athlete – Tim Tebow, QB, Florida

NFF William V. Campbell Trophy – Tim Tebow, QB, Florida

CoSIDA/ESPN The Magazine Academic All-America First Team – Tim Tebow, QB, Florida; Colin Peek, TE, Alabama

CoSIDA/ESPN The Magazine Academic All-America of the Year – Tim Tebow, QB, Florida

AFCA Good Works Team – Tim Tebow, QB, Florida; Jeff Owens, DL, Georgia

#### 2010

National Football Foundation Scholar-Athlete – Greg McElroy, QB, Alabama; Derek Sherrod, OT, Mississippi State

CoSIDA/ESPN Academic All-America First Team – Greg McElroy, QB, Alabama; Barrett Jones, OL, Alabama; Drew Butler, P, Georgia

#### 2011

National Football Foundation Scholar-Athlete - Drew Butler, P, Georgia

Capital One/CoSIDA Academic All-America First-Team - Barrett Jones, OL, Alabama; Drew Butler, P, Georgia

AFCA Good Works Team - Aron White, TE, Georgia; Jacob Lewellen, DL, Kentucky

ARA Sportsmanship Award -- Barrett Jones, OL, Alabama

#### 2012

National Football Foundation Scholar-Athlete - Barrett Jones, C, Alabama

NFF William V. Campbell Trophy - Barrett Jones, C, Alabama

Capital One/CoSIDA Academic All-America First-Team - Barrett Jones, C, Alabama; Dylan Breeding, P, Arkansas

AFCA Good Works Team - Barrett Jones, C, Alabama; Philip Lutzenkirchen, TE, Auburn; Aaron Murray, QB, Georgia

#### 2013

National Football Foundation Scholar-Athlete - Aaron Murray, QB, Georgia

Capital One/CoSIDA Academic All-America First-Team - Aaron Murray, QB, Georgia;

AFCA Good Works Team - Carey Spear, PK, Vanderbilt

#### 2014

AFCA Good Works Team - Deterrian Shackelford, Ole Miss (Captain); Chris Conley, Georgia; Andrew East, Vanderbilt; Max Godby, Kentucky

Community Spirit Award - Dylan Thompson, South Carolina

Pop Warner Award - Max Garcia, Florida

NFF Legacy Award - Mike McNeely, Florida

#### 2015

Lowe's Senior CLASS Award - Dak Prescott, Mississippi State

AFCA Good Works Team - Jonathan Wallace, Auburn; Malcolm Mitchell, Georgia (Captain); Landon Foster, Kentucky

Community Spirit Award - Malcolm Mitchell, Georgia

#### 2016

Lowe's Senior CLASS Award - O.J. Howard, Alabama

AFCA Good Works Team - Jeb Blazevich, Georgia; Oren Burks, Vanderbilt

CoSIDA Academic All-America First-Team - Brooks Ellis, LB, Arkansas

National Football Foundation Scholar-Athlete – Brooks Ellis, LB, Arkansas

The SEC leads all conferences with 67 selections to the Good Works Team since it began in 1992.

The SEC is followed by the Big 12 Conference with 48 selections and the Atlantic Coast Conference with 37 selections. Georgia is in first place with 17 honorees to the Allstate AFCA Good Works Team®. The Bulldogs are followed by Nebraska with 14 honorees. Super Bowl XLII, XLVI and XLI champion quarterbacks Eli and Peyton Manning were members of the 2002 and 1997 Good Works Teams®, respectively.

# 2017 SEC Football

## SEC FOOTBALL (2006-16)

### SEC IN THE NFL

• The SEC has had more of its former players on NFL rosters in the last 12 seasons than any other conference. Since 2006, the SEC has averaged over 300 players per year on NFL opening weekend rosters, as well as 354 over the last five years.

• During the last 11 completed NFL seasons (2005-16), the SEC had had five of its former players named NFL MVP (2005, Shaun Alexander, RB, Alabama with Seattle; 2008-09-13, Peyton Manning, QB, Tennessee with Indianapolis and Denver; 2015, Cam Newton, QB, Auburn with Carolina).

• During the last 12 Super Bowls (2006-17), three former SEC players have been named game MVP five times (2006 – Hines Ward, WR, Georgia with Pittsburgh; 2007 – Peyton Manning, QB, Tennessee with Indianapolis; 2008 and 2012– Eli Manning, QB, Ole Miss with New York Giants. Von Miller of Texas A&M was named MVP of Super Bowl 50, although his final year was the Aggies final season prior to joining the SEC.

### SEC ON NFL ROSTERS

2006	2007	2008	2009	2010	2011	2012	2013	2014	2015	2016
266	263	259	263	272	283	257	340	345	355	362

• The Southeastern Conference led the nation in 2016 with an all-time high 368 former players on opening weekend 53-man active rosters, including injured reserve.

• The SEC led the nation's conferences in draft picks for the 10th consecutive year in 2016. The last time that the SEC did not top the conference draft list was in 2006, when the ACC had 52, the Big Ten had 41 and the SEC had 37.

• The nation-leading 51 NFL Draft picks are the third most in SEC history, trailing only the 63 in 2013 and 54 in 2015.

• The SEC has averaged over 50 selections per draft since 2006.

• For the fifth time in the last six years, the SEC once again led the nation in First Round NFL Draft selections. The SEC produced eight (8) opening-round draft picks, followed by the Big Ten (6), Pac-12 (4); ACC (4), Big 12 (3), AAC (2), Notre Dame (2) Conference USA (1) and FCS (1).

• The SEC had eight First Round picks in 2016, one more than the seven (7) the league produced in 2015. During the last 10 NFL Drafts, the SEC has a nation-leading 89 players taken in the opening round, an average of nearly nine per season.

• Over the last six NFL Drafts, the SEC has accounted for 35 percent of the Top 10 selections.

• Since 2010, the SEC has nearly double (65) the total amount of First Round selections than the next closest conference (ACC – 34).

• Five SEC schools had a player drafted in the First Round in 2015, including a record three from Ole Miss.

• This marked the first time in the last six NFL Drafts the SEC did not have a Top-3 selection.

• The SEC now has 27 Top-10 picks since 2009 and 33 since 2007.

• At least one Florida player has been selected in every NFL draft since 1952, the longest streak in SEC history. The Gators have had seven First Round picks in the last four NFL Drafts. Florida has had a first round pick in nine of the last 10 years.

• Since 2009, Top 10 NFL picks by league: SEC (27); Big 12 (17); ACC (13); Pac-12 (12); B1G (5), MAC (2); AAC (1), BYU (1), Notre Dame (1).

• Six of the first 23 selections of the 2015 NFL Draft were from the SEC.

• Over the last 18 NFL Drafts, the SEC has had the No. 1 pick seven times; Have also had a Top 3 pick 13 times and Top 5 pick 16 times.

• Prior to 2016, the SEC had at least three Top 10 selections each year since the 2006 Draft.

• Alabama has had a First Round selection in each of the past eight NFL Drafts, the nation's longest current streak.

• Alabama has the most First Round picks nationally since 2007 with 17. Florida is second with 14.

• Texas A&M has had at least one First-Round selection each year since joining the SEC.

### 2016 FIRST-ROUND SELECTIONS BY CONFERENCE

**SEC: 8**  
Big Ten: 6  
ACC: 4  
Pac-12: 4  
Big 12: 3  
AAC: 2  
Independent: 2

C-USA: 1  
FCS: 1

### FIRST-ROUND SELECTIONS SINCE 2010

**SEC: 65**  
ACC: 34  
Big 12: 32  
Pac-12: 30  
Big Ten: 27

### SEC FIRST ROUND SELECTIONS SINCE 2010

2016: 8  
2015: 7  
2014: 11  
2013: 12  
2012: 9  
2011: 11  
2010: 7

### SEC NFL DRAFT SELECTIONS

	2007	2008	2009	2010	2011	2012	2013	2014	2015	2016
SEC -	41	35	37	49	38	42	63	49	54	51
ACC -	31	33	33	31	35	31	31	42	47	26
Big Ten -	34	28	28	34	29	41	22	30	35	47
Pac-12 -	25	34	32	29	31	28	28	34	39	32
Big 12 -	28	29	28	30	30	26	22	17	25	26

The SEC led the nation's conferences in draft picks for the 10th consecutive year. The last time that the SEC did not top the conference draft list was in 2006, when the Big Ten had 41 and the SEC had 37.

### SEC IN THE NFL SUCCESS

• Former Southeastern Conference football players have had success in the National Football League. Here is a snapshot of that success since 2000.

#### 2000s All-Decade Team

OG - Alan Faneca, LSU (Pittsburgh, N.Y. Jets, Arizona)  
C - Kevin Mawae, LSU (Seattle, N.Y. Jets, Tennessee)  
QB - Peyton Manning, Tennessee (Indianapolis)  
RB - Jamal Lewis, Tennessee (Baltimore, Cleveland)  
RB - Shaun Alexander, Alabama (Seattle, Washington)  
DT - Richard Seymour, Georgia (New England, Oakland)  
CB - Champ Bailey, Georgia (Washington, Denver)

#### NFL MVPs

2003 - Peyton Manning, Indianapolis (Tennessee)  
Jamal Lewis, Baltimore (Tennessee)  
2004 - Peyton Manning, Indianapolis (Tennessee)  
2005 - Shaun Alexander, Seattle (Alabama)  
2008 - Peyton Manning, Indianapolis (Tennessee)  
2009 - Peyton Manning, Indianapolis (Tennessee)  
2013 - Peyton Manning, Denver (Tennessee)  
2015 - Cam Newton, Carolina (Auburn)

#### Super Bowl MVPs

XL - Hines Ward, Pittsburgh (Georgia)  
XLI - Peyton Manning, Indianapolis (Tennessee)  
XLII - Eli Manning, New York Giants (Ole Miss)  
XLVI - Eli Manning, New York Giants (Ole Miss)  
50 - \*Von Miller, Denver Broncos (Texas A&M)

*\*-Final season at Texas A&M was season prior to school joining the SEC.*

A total of 28 players hailing from current Southeastern Conference institutions were on the full rosters of the New England Patriots and Atlanta Falcons, the two National Football League teams who squared off for Super Bowl LI on February 5. Players listed on active rosters for the two squads who hail from current SEC institutions, not including practice squad and injured reserve, totals 21, which leads all conferences nationally.

Alabama led the SEC and the nation with five former players, while Auburn and LSU had four each. Twelve SEC schools will have at least one player represented in the Super Bowl for the second consecutive season.

A representative from a SEC institution has been named MVP of the Super Bowl five of the last 12 seasons.

## WINNINGEST SEC COACHES - ALL GAMES AT SEC INSTITUTIONS

	Wins	Coach (Schools)	Seasons	W-L-T
1.	292	Paul "Bear" Bryant (Kentucky/Alabama)	UK 1946-53 UA 1958-82	60-23-5 232-46-9
2.	208	Steve Spurrier (Florida/South Carolina)	UF 1990-2001 SC 2005-2015	122-27-1 86-49
3.	201	Vince Dooley (Georgia)	1964-88	201-77-10
4.	197	Dan McGugin (Vanderbilt)	1904-17; 1919-34	197-55-19
5.	190	John Vaught (Ole Miss)	1947-70; 1973	190-61-12
6.	176	Ralph "Shug" Jordan (Auburn)	1951-75	176-83-6
7.	173	Robert Neyland (Tennessee)	1926-34; 1936-40; 1946-52	173-31-12
8.	169	<b>Nick Saban (LSU/Alabama)</b>	<b>LS 2000-04</b> <b>UA 2007-present</b>	<b>48-16</b> <b>121-19</b>
9.	154	Mark Richt (Georgia)	2001-2015	154-52
10.	152	Phillip Fulmer (Tennessee)	1992-2008	152-52
11.	140	Wallace Butts (Georgia)	1939-60	140-86-9
12.	137	Charlie McClendon (LSU)	1962-79	137-59-7
13.	122	Mike Donahue (Auburn/LSU)	AU 1904-06; 1908-22 LSU 1923-27	99-35-5 23-19-3
14.	115	Johnny Majors (Tennessee)	1977-92	115-62-8
	115	Frank Thomas (Alabama)	1931-46	115-24-7
16.	114	Les Miles (LSU)	2005-16	114-34
17.	110	Tommy Tuberville (Ole Miss/Auburn)	UM 1995-98 AU 1999-2008	25-20 85-40
18.	104	Doug Dickey (Tennessee/Florida)	UT 1964-69 UF 1970-78	46-15-4 58-42-2
19.	99	Pat Dye (Auburn)	1981-92	99-39-4
	99	Houston Nutt (Ole Miss/Arkansas)	AR 1998-2007 UM 2008-2011	75-48 24-26
21.	98	Harry Mehre (Georgia/Ole Miss)	UG 1928-37 UM 1938-45	59-34-6 39-26-1
22.	83	Bernie Moore (LSU)	1935-47	83-39-6
23.	75	Jackie Sherrill (Mississippi State)	1991-2002	75-75-2
24.	70	Ray Graves (Florida)	1960-69	70-31-4
25.	67	Billy Brewer (Ole Miss)	1983-93	67-55-3

Minimum 50 Victories

## WINNINGEST SEC COACHES - SEC REGULAR-SEASON GAMES

	Wins	Coach (Schools)	Seasons	W-L-T
1.	159	Paul "Bear" Bryant (Kentucky/Alabama)	UK 1946-53 UA 1958-82	22-18-4 137-28-5
2.	131	Steve Spurrier (Florida/South Carolina)	UF 1990-2001 SC 2005-2015	87-14 44-39
3.	106	John Vaught (Ole Miss)	1947-70; 1973	106-41-10
4.	105	Vince Dooley (Georgia)	1964-88	105-41-4
5.	104	<b>Nick Saban (Alabama/LSU)</b>	<b>LS 2000-04</b> <b>UA 2007-present</b>	<b>30-12</b> <b>74-13</b>
6.	98	Ralph "Shug" Jordan (Auburn)	1951-75	98-63-4
	98	Phillip Fulmer (Tennessee)	1992-2008	98-36
8.	85	Mark Richt (Georgia)	2001-2015	85-40
9.	67	Wallace Butts (Georgia)	1939-60	67-60-5
10.	64	Les Miles (LSU)	2005-16	64-29
	64	Tommy Tuberville (Ole Miss/Auburn)	UM 1995-98 AU 1999-2008	12-20 52-29
12.	62	Charlie McClendon (LSU)	1962-79	62-38-0
	62	Robert Neyland (Tennessee)	1926-34; 1936-40; 1946-52	62-15-5
14.	59	Frank Thomas (Alabama)	1931-46	59-16-6
15.	57	Johnny Majors (Tennessee)	1977-92	57-40-3
16.	52	Houston Nutt (Ole Miss/Arkansas)	AR 1998-2007 UM 2008-2011	42-38 10-24
17.	49	Doug Dickey (Tennessee/Florida)	UT 1964-69 UF 1970-78	21-10-4 28-28-1
18.	48	Pat Dye (Auburn)	1981-92	48-27-1
19.	43	Jackie Sherrill (Mississippi State)	1991-2003	43-52-1
20.	39	Urban Meyer (Florida)	2005-10	39-13
21.	38	Gene Stallings (Alabama)	1990-96	38-16-0
22.	36	Ray Graves (Florida)	1960-69	36-19-3
23.	34	Harold "Red" Drew (Ole Miss/Alabama)	UM 1946 UA 1947-54	1-6-0 33-21-7
24.	33	Billy Brewer (Ole Miss)	1983-93	33-41-0
25.	30	Terry Bowden (Auburn)	1993-98	30-14-1

Minimum 25 Victories /Includes SEC Championship Games

## SEC COACHING RECORDS

Coach, Team	COLLEGIATE OVERALL RECORD		ALL GAMES AT SEC SCHOOLS		SEC vs. SEC# GAMES ONLY	
	W-L-T	Pct.	W-L-T	Pct.	W-L-T	Pct.
Nick Saban, Alabama	212-61-1	.776	169-35 (8)	.828 (2)	104-25 (5)	.806 (1)
Bret Bielema, Arkansas	95-54	.638	27-30	.474	10-25	.286
Gus Malzahn, Auburn	49-23	.681	40-20	.667	22-15	.595
Jim McElwain, Florida	44-27	.620	22-11	.667	16-7	.696
Kirby Smart, Georgia	15-5	.750	15-5	.750	8-4	.667
Mark Stoops, Kentucky	24-31	.436	24-31	.436	10-25	.286
Ed Orgeron, LSU	27-31	.466	21-29	.420	9-24	.273
Matt Luke, Ole Miss	3-3	.500	3-3	.500	1-2	.333
Dan Mullen, Mississippi State	65-44	.596	65-44	.596	30-37	.448
Barry Odom, Missouri	5-13	.278	5-13	.278	2-10	.167
Will Muschamp, South Carolina	39-30	.565	39-30	.565	23-22	.511
Butch Jones, Tennessee	83-51	.619	33-24	.579	14-21	.400
Kevin Sumlin, Texas A&M	84-40	.677	49-23	.681	24-20	.545
Derek Mason, Vanderbilt	16-28	.364	16-28	.364	5-23	.179

W-L-T Ranking indicates number of wins; Pct. ranking indicates highest winning percentage (To be listed among career leaders, must have min. 5 years coaching)

# - includes SEC Championship Game / ( ) - Current SEC Coaches' Rankings among Career Leaders

## STARTING QUARTERBACKS IN THE SEC (2017)

School	Quarterback(s)	Record	IN WINS -----				IN LOSSES -----			
			A-C-I	Yards	TD	Pct.	A-C-I	Yards	TD	Pct.
Alabama	Jalen Hurts	20-1	481-309-10	3,674	30	64.2	31-13-0	131	1	41.9
Arkansas	Austin Allen	9-9	225-151-6	2,035	20	67.1	293-158-13	2,245	13	53.9
	Cole Kelley	0-1	n/a				42-23-1	200	1	54.8
Auburn	Jarrett Stidham	5-2	115-86-2	1,266	7	74.8	50-22-0	244	1	44.0
Florida	Feleipe Franks	2-2	40-25-1	297	3	62.5	51-32-2	312	0	62.7
	Luke Del Rio	6-1	175-102-6	957	8	58.3	37-19-2	229	0	51.4
Georgia	Jacob Eason	8-5	209-116-3	1,458	11	55.6	164-89-4	976	5	54.3
	Jake Fromm	6-0	106-65-3	1,019	11	61.3	n/a			
Kentucky	Stephen Johnson	10-5	256-150-6	1,964	11	58.6	130-71-2	3755	4	54.6
LSU	Danny Etling	12-5	267-168-3	2,526	13	62.9	130-70-2	749	3	53.8
Ole Miss	Shea Patterson	4-4	155-107-2	1,607	15	69.0	170-95-4	1,053	4	55.9
Mississippi State	Nick Fitzgerald	10-9	276-166-8	2,138	24	60.1	246-119-9	1,309	7	48.4
Missouri	Drew Lock	7-18	226-149-2	2,273	23	65.9	646-309-22	3,537	19	47.8
South Carolina	Jake Bentley	8-5	243-156-2	1,801	14	64.2	159-98-6	1,204	7	61.6
Tennessee	Quinten Dormady	3-2	82-50-1	602	5	61.0	55-26-5	323	1	47.3
	Jarrett Guarantano	0-1	n/a				18-11-0	133	0	61.1
Texas A&M	Jake Hubenak	1-2	32-19-0	248	1	59.3	27-16-1	213	2	59.3
	Kellen Mond	5-1	133-74-3	961	6	55.6	29-19-1	237	1	65.5
Vanderbilt	Kyle Shurmur	11-14	277-165-2	2,291	17	60.0	385-184-13	1,952	11	47.8



## SEC vs. NON-CONFERENCE TEAMS

*[Conference alignment at times games were played]*

## 2017 SEC NON-CONFERENCE RECORD [32-7 (.821)]

(Includes Bowl Games)

Conference	2017 App.	W-L	Pct.	Since 1995*
American	0	0-0	-	32-33 (.492) #
Atlantic Coast	5	4-1	.800	106-74 (.589)
Big Ten	2	0-2	.000	53-36 (.596)
Big 12	2	1-1	-	48-34-1 (.584)
Conference USA	4	4-0	1.000	143-27 (.841)
Mid-American	2	2-0	1.000	66-6 (.917)
Mountain West	2	2-0	1.000	21-7 (.750)
Pac-12	2	0-2	.000	22-16 (.579)
Sun Belt	5	4-1	1.000	157-9 (.946)
Western Athletic	0	0-0	-	50-7 (.877)
FBS Independent	4	4-0	1.000	59-18 (.766)
Non-FBS	11	11-0	1.000	168-4 (.977)

\*-using alignment during year played.

# - formerly BIG EAST.

## SEC NON-CONFERENCE RECORD (Since 1992)

Year	Regular Season				Bowls
	App.	W-L	Pct.		
1992	36	27-9	.750		5-1
1993	36	28-7-1	.792		2-2
1994	36	27-8-1	.764		3-2
1995	36	29-7	.806		2-4
1996	36	27-9	.750		5-0
1997	36	32-4	.889		5-1
1998	36	27-9	.750		4-4
1999	36	28-8	.778		4-4
2000	36	27-9	.750		4-5
2001	36	29-7	.806		5-3
2002	49	37-12	.755		3-4
2003	46	31-15	.674		5-2
2004	36	25-11	.694		3-3
2005	36	27-9	.750		3-3
2006	48	41-7	.854		6-3
2007	48	40-8	.825		7-2
2008	48	37-11	.771		6-2
2009	48	42-6	.875		6-4
2010	48	41-7	.854		5-5
2011	48	42-6	.875		5-2
2012	56	48-8	.857		6-3
2013	56	47-9	.839		7-3
2014	55	48-7	.863		7-5
2015	55	45-10	.815		9-2
2016	54	42-12	.778		6-7
2017	39	32-7	.821		
<b>TOTALS</b>	<b>1130</b>	<b>906-222-2</b>	<b>.803</b>		<b>129-83 (.608)</b>
<b>TOTAL w/ BOWLS</b>	<b>1329</b>	<b>1,035-305-2</b>	<b>.880</b>		

## NON-CONFERENCE RECORDS (Does not include bowl games)

School	SINCE 1933					SINCE 2000					Current Streak
	Games	Won	Lost	Tied	Pct.	Games	Won	Lost	Tied	Pct.	
Alabama	334	267	61	6	.808	67	56	11	0	.833	W35
Arkansas	91	73	18	0	.802	67	58	9	0	.866	W1
Auburn	337	254	75	8	.766	67	55	12	0	.818	L1
Florida	359	244	106	9	.694	64	49	15	0	.766	L2
Georgia	388	285	89	14	.753	67	59	8	0	.879	W2
Kentucky	347	237	101	9	.696	67	50	17	0	.746	W6
LSU	368	277	80	11	.768	66	62	4	0	.939	L1
Ole Miss	355	259	88	8	.741	67	50	17	0	.758	W5
Mississippi State	331	238	83	8	.731	67	48	19	0	.716	W4
Missouri	22	17	5	0	.773	22	17	5	0	.810	W1
South Carolina	90	67	23	0	.744	66	54	12	0	.815	W2
Tennessee	370	293	68	9	.804	67	56	11	0	.833	W9
Texas A&M	23	22	1	0	.957	23	22	1	0	.955	W1
Vanderbilt	330	201	120	9	.623	67	43	24	0	.636	W4
<b>TOTALS</b>	<b>3742</b>	<b>2732</b>	<b>915</b>	<b>91</b>	<b>.742</b>	<b>841</b>	<b>677</b>	<b>164</b>	<b>0</b>	<b>.805</b>	---

## STATE OF THE SEC

## Record Last Five Years (2013-Current)

	W-L	Pct.	Bowls	SEC Champ Game App.	SEC Champ	National Champ	AP Top 25
Alabama	58-6	.906	4	3	3	2	4
LSU	40-17	.702	4	0	0	0	3
Georgia	43-19	.694	4	0	0	0	1
Auburn	40-20	.667	4	1	1	0	3
Ole Miss	35-19	.648	3	0	0	0	2
Texas A&M	38-21	.644	4	0	0	0	1
Mississippi State	36-22	.621	4	0	0	0	1
Florida	33-24	.579	3	2	0	0	2
Tennessee	33-24	.579	3	0	0	0	2
Missouri	33-25	.569	2	2	0	0	2
South Carolina	32-26	.552	3	0	0	0	1
Arkansas	27-30	.474	3	0	0	0	0
Vanderbilt	25-32	.439	2	0	0	0	1
Kentucky	24-30	.444	2	0	0	0	0

## Record Last 10 Years (2008-Current)

	W-L	Pct.	Bowls	SEC Champ Game App.	SEC Champ	National Champ	AP Top 25
Alabama	119-13	.902	9	6	5	4	9
LSU	91-32	.740	9	1	1	0	7
Georgia	89-40	.690	9	2	0	0	4
Florida	85-39	.685	9	4	1	1	5
Auburn	78-46	.629	7	2	2	1	4
South Carolina	77-47	.621	8	1	0	0	4
Texas A&M	75-48	.610	8	0	0	0	2
Missouri	74-49	.602	6	2	0	0	2
Ole Miss	66-46	.589	6	0	0	0	4
Mississippi State	69-52	.570	7	0	0	0	2
Arkansas	65-55	.542	6	0	0	0	2
Tennessee	61-58	.513	5	0	0	0	2
Kentucky	51-66	.436	4	0	0	0	0
Vanderbilt	51-69	.425	5	0	0	0	2

## SHUTOUTS IN THE SEC SINCE 1992

Which defenses in the SEC have posted the most shutouts since 1992:

Team	Total	Last
Alabama	31	9/23/17 vs. Vanderbilt (59-0)
Arkansas	8	11/22/14 vs. Ole Miss (30-0)
Auburn	15	11/19/16 vs. Alabama A&M (55-0)
Georgia	13	9/30/17 vs. Tennessee (41-0)
Florida	12	9/17/16 vs. North Texas (32-0)
Kentucky	5	9/5/09 vs. Miami, Ohio (42-0)
LSU	19	9/2/17 vs. BYU (27-0)
Ole Miss	13	11/8/14 vs. Presbyterian (48-0)
Mississippi State	10	9/2/17 vs. Charleston Southern (49-0)
Missouri	9	9/24/16 vs. Delaware State (79-0)
South Carolina	7	8/28/08 vs. N.C. State (34-0)
Tennessee	18	11/5/16 vs. Tennessee Tech (55-0)
Texas A&M	11	9/10/16 vs. Prairie View A&M (67-0)
Vanderbilt	4	9/9/17 vs. Alabama A&M (42-0)

## SEC'S BEST ROAD TEAMS SINCE 1992

Which SEC team has the best record away from home in league games since 1992 (includes neutral site games/does not include SEC Championship Game):

Team	W-L	Pct.
Florida	80-33	.708
Alabama	73-33	.689
Georgia	71-42-1	.627
Tennessee	59-44	.573
Auburn	57-45	.559
LSU	54-46-1	.540
South Carolina	42-64	.396
Arkansas	37-63-2	.373
Ole Miss	31-69	.310
Mississippi State	30-71-1	.299
Kentucky	27-75	.265
Vanderbilt	19-84	.184
-----		
Texas A&M	18-8	.692
Missouri	9-12	.429

## CLOSE LOSSES SINCE 2003

Team	Total Losses	1-7 Margin	Pct.
Alabama	42	26	.619
Georgia	49	30	.612
LSU	41	21	.512
South Carolina	75	34	.453
Florida	56	26	.464
Arkansas	77	32	.416
Texas A&M	77	31	.403
Tennessee	75	31	.413
Auburn	60	24	.400
Ole Miss	89	33	.371
Vanderbilt	106	36	.340
Missouri	69	21	.304
Kentucky	99	31	.313
Mississippi State	90	22	.244

## EASTERN DIVISION vs. WESTERN DIVISION

(Since 1992 • DOES NOT INCLUDE SEC CHAMPIONSHIP GAME)

EASTERN vs. Western	W	L	T	Pct.	Streak
Florida	41	31	0	.569	L2
Georgia	47	23	1	.664	W2
Kentucky	24	46	0	.333	W1
Missouri	5	6	0	.500	L1
South Carolina	25	46	1	.345	W1
Tennessee	36	33	1	.521	L13
Vanderbilt	13	59	0	.181	L2
TOTALS	191	244	3	.439	
WESTERN vs. Eastern	W	L	T	Pct.	Streak
Alabama	51	19	1	.721	W15
Arkansas	30	41	0	.429	L2
Auburn	43	27	1	.607	W1
LSU	39	31	1	.550	W1
Ole Miss	36	36	0	.500	W1
Mississippi State	37	34	0	.536	L2
Texas A&M	9	3	0	.750	W6
TOTALS	244	191	3	.561	

## SEC NEWS &amp; NOTES

## SEC FOOTBALL SERIES MARGINS SINCE 2000 (Min. 10 games played / Includes 2016 games)

Series	G	Total Margin	Avg. Margin	1-9	10-19	20-29	30+
South Carolina-Tennessee	18	130	7.22	13	4	1	0
Florida-Tennessee	18	195	10.83	8	8	1	1
Georgia-South Carolina	17	187	11.00	9	4	2	1
Kentucky-Mississippi State	17	196	11.53	8	6	3	0
Alabama-LSU	18	209	11.61	9	5	3	1
Florida-Georgia	17	202	11.88	9	5	2	1
LSU-Ole Miss	17	208	12.24	9	5	1	2
Ole Miss-Vanderbilt	18	231	12.83	9	5	3	1
South Carolina-Vanderbilt	17	209	12.29	7	8	1	1
Arkansas-LSU	17	209	12.29	10	3	3	1
Kentucky-South Carolina	18	223	12.39	12	2	2	2
Auburn-Ole Miss	18	224	12.44	8	5	5	0
Florida-LSU	18	232	12.89	10	3	2	3
Georgia-Tennessee	18	239	13.28	9	4	4	1
Auburn-LSU	18	242	13.44	9	3	4	2
Kentucky-Vanderbilt	17	229	13.47	6	6	2	2
Arkansas-Ole Miss	17	240	14.12	7	5	1	4
Arkansas-Mississippi State	17	248	14.59	9	3	2	3
Auburn-Georgia	17	248	14.59	9	3	3	2
Kentucky-Tennessee	17	249	14.65	6	6	2	3
Alabama-Auburn	17	250	14.71	8	5	2	2
Tennessee-Vanderbilt	17	266	15.65	8	3	4	2
Ole Miss-Mississippi State	17	272	16.00	5	7	2	3
Arkansas-South Carolina	15	245	16.33	5	4	5	1
Alabama-Tennessee	17	291	17.12	6	3	3	5
Auburn-Mississippi State	18	309	17.17	8	2	5	3
Florida-South Carolina	17	294	17.29	5	3	4	4
Arkansas-Auburn	17	297	17.47	5	6	5	1
Georgia-Kentucky	17	297	17.47	7	3	3	4
Alabama-Ole Miss	18	326	18.11	8	4	1	5
Georgia-Vanderbilt	18	335	18.61	5	6	2	5
Florida-Vanderbilt	18	336	18.67	6	5	5	2
Alabama-Arkansas	18	341	18.94	6	5	3	4
Alabama-Mississippi State	17	339	19.94	3	5	5	3
LSU-Mississippi State	18	401	22.28	5	3	2	8
Florida-Kentucky	18	406	22.56	6	2	3	7

## SEC ALL-TIME RECORDS BY WINNING PERCENTAGE (Min. 23 starts)

1.	Jay Barker, Alabama (1991-94)	35-2-1 (.934)
2.	Danny Wuerffel, Florida (1993-96)	32-3-1 (.903)
T3.	AJ McCarron, Alabama (2010-13)	36-4 (.900)
T3.	Buck Belue, Georgia (1978-81)	27-3 (.900)
5.	John Lastinger, Georgia (1981-83)	20-2-1 (.891)
6.	Greg McElroy, Alabama (2007-10)	24-3 (.889)
7.	Tee Martin, Tennessee (1996-99)	22-3 (.880)
8.	Terry Davis, Alabama (1971-72)	21-3 (.875)
9.	Bobby Scott, Tennessee (1968-70)	20-3 (.869)
10.	Peyton Manning, Tennessee (1994-97)	39-6 (.867)
11.	Tim Tebow, Florida (2006-09)	35-6 (.866)
12.	Reggie Slack, Auburn (1986-89)	22-4 (.846)
13.	Connor Shaw, South Carolina (2010-13)	27-5 (.844)
14.	John Rauch, Georgia (1945-48)	36-8-1 (.811)
15.	David Greene, Georgia (2001-04)	42-10 (.808)
16.	Matthew Stafford, Georgia (2006-08)	28-7 (.800)
17.	Shane Matthews, Florida (1990-92)	27-7 (.794)
18.	Heath Shuler, Tennessee (1991-93)	19-5 (.792)
19.	Andy Kelly, Tennessee (1988-91)	24-5-2 (.790)
20.	Babe Parilli, Kentucky (1949-51)	28-8 (.778)
21.	Jason Campbell, Auburn (2001-04)	31-9 (.775)
22.	Casey Clausen, Tennessee (2000-03)	34-10 (.773)

## CURRENT CONSECUTIVE GAMES WITHOUT BEING SHUTOUT

<u>Southeastern Conference</u>	<u>Gms</u>	<u>Last Time Shutout</u>
1. *Florida	367	Oct. 29, 1988 (lost to Auburn, 16-0)
2. Georgia	281	Sept. 30, 1995 (lost to Alabama, 31-0)
3. Alabama	220	Nov. 18, 2000 (lost to Auburn, 9-0)
4. South Carolina	148	Sept. 9, 2006 (lost to Georgia, 18-0)
5. Mississippi State	109	Nov. 28, 2008 (lost to Ole Miss, 45-0)
6. Auburn	60	Nov. 24, 2012 (lost to Alabama, 49-0)
7. Kentucky	57	Nov. 3, 2012 (lost to Vanderbilt, 40-0)
8. Arkansas	48	Oct. 19, 2013 (lost to Alabama, 52-0)
9. Missouri	38	Oct. 11, 2014 (lost to Georgia, 34-0)
9. Texas A&M	38	Oct. 18, 2014 (lost to Alabama, 59-0)
11. Ole Miss	33	Nov. 22, 2014 (lost to Arkansas, 30-0)
12. LSU	11	Nov. 5, 2016 (lost to Alabama, 10-0)
13. Vanderbilt	3	Sept. 23, 2017 (lost to Alabama, 59-0)
14. Tennessee	1	Sept. 30, 2017 (lost to Georgia, 41-0)

\* - Longest streak in NCAA FBS history.

## SEC STATISTICAL TRENDS

Below are some statistical trends in the SEC since conference expansion in 1992 through the 2015 season (Averages per Game Only):

Category	1992	1993	1994	1995	1996	1997	1998	1999	2000	2001	2002	2003	2004	2005	2006	2007	2008	2009	2010	2011	2012	2013	2014	2015	2016
Scoring Offense	21.7	24.7	26.3	27.1	24.6	25.7	25.9	24.9	26.4	27.7	25.6	27.3	25.0	24.1	25.4	30.3	25.6	28.4	31.0	27.3	30.4	31.7	31.5	28.4	29.8
Total Offense	335.1	367.2	366.9	376.7	344.7	372.6	376.4	349.5	364.8	399.2	360.4	376.9	368.9	348.3	351.6	385.9	342.9	378.6	400.2	355.0	402.4	432.5	417.7	399.6	422.2
Rushing Offense	167.4	169.8	165.1	153.7	144.7	137.9	144.0	127.7	140.9	154.1	163.9	157.8	166.6	141.4	140.5	168.4	147.1	175.8	175.2	161.1	168.4	197.0	189.0	177.1	198.3
Passing Offense	167.7	197.4	201.8	223.0	200.0	234.7	232.4	221.8	223.9	245.1	196.5	219.1	202.3	206.9	211.1	217.5	195.8	202.8	225.0	193.9	234.0	235.5	228.7	222.4	224.0
Percent Run	49.9%	46.2%	44.9%	40.8%	41.9%	37.0%	38.3%	36.5%	38.6%	38.6%	45.5%	41.9%	45.2%	40.6%	39.9%	43.6%	42.9%	46.4%	43.8%	45.4%	41.8%	45.5%	45.2%	44.3%	47.0%
Percent Pass	50.1%	53.8%	55.1%	59.2%	58.1%	63.0%	61.7%	63.5%	61.4%	61.4%	54.5%	58.1%	54.8%	59.4%	60.1%	56.8%	57.1%	53.6%	56.2%	54.6%	58.2%	54.5%	54.8%	55.7%	53.0%
Scoring Defense	18.8	19.6	21.7	22.5	20.9	21.2	22.3	21.0	22.2	23.7	21.2	22.5	21.2	20.7	19.4	23.8	20.5	20.8	23.7	20.7	23.0	24.8	23.4	21.9	24.8
Total Defense	315.1	329.9	340.9	349.0	320.3	339.1	349.5	322.4	337.1	372.5	329.2	346.6	336.9	327.6	315.0	352.9	309.4	328.7	350.3	320.7	361.3	379.8	370.3	358.1	393.1
Rushing Defense	145.8	146.1	151.4	141.6	131.7	121.6	132.9	107.3	128.8	140.7	143.1	137.7	149.5	131.7	128.4	147.4	122.3	140.7	141.2	143.8	140.2	161.0	157.7	151.0	174.8
Passing Defense	169.3	183.8	189.5	207.4	188.6	217.5	216.6	215.1	208.3	231.8	186.1	208.9	187.4	195.9	186.6	205.5	187.1	188.0	209.1	176.9	221.2	218.7	212.6	207.1	218.4
Percent Run	46.3%	44.3%	44.4%	40.6%	41.1%	35.9%	38.0%	33.3%	38.2%	37.8%	43.5%	39.7%	44.4%	40.2%	40.8%	41.8%	39.5%	42.8%	40.3%	44.8%	38.7%	42.4%	42.6%	42.3%	44.5%
Percent Pass	53.7%	55.7%	55.6%	59.4%	58.9%	64.1%	62.0%	66.7%	61.8%	62.2%	56.5%	60.3%	55.6%	58.8%	59.2%	58.2%	60.5%	57.2%	59.7%	55.2%	61.3%	57.6%	57.4%	57.8%	55.5%

## SEC CAREER STATISTICAL LEADERS

Total Offensive Yards Gained

1.	13,562 - Aaron Murray, Georgia (396 rushing, 13,166 passing).....	2010-13
2.	12,232 - Tim Tebow, Florida (2,947 rushing, 9,285 passing).....	2006-09
3.	11,897 - Dak Prescott, Mississippi State (2,521 rushing, 9,376 passing).....	2012-15
4.	11,380 - Chris Leak, Florida (137 rushing, 11,213 passing, 30 receiving).....	2003-06
5.	11,270 - David Greene, Georgia (-258 rushing, 11,528 passing).....	2001-04
6.	11,020 - Peyton Manning, Tennessee (-181 rushing, 11,201 passing).....	1994-97
7.	10,841 - Eric Zeier, Georgia (-312 rushing, 11,153 passing).....	1991-94
8.	10,637 - Jared Lorenzen, Kentucky (279 rushing, 10,354 passing).....	2000-03
9.	10,500 - Danny Wuerffel, Florida (-375 rushing, 10,875 passing).....	1993-96
10.	10,478 - Bo Wallace, Ole Miss (944 rushing, 9,534 passing).....	2012-15

Highest Active Players

1.	6,624 - Drew Lock, Missouri .....	2015-17
2.	5,630 - Nick Fitzgerald, Mississippi State .....	2014-17
3.	5,317 - Jalen Hurts, Alabama .....	2016-17

Touchdown Responsibility

1.	145 - Tim Tebow, Florida (57 rushing, 88 passing).....	2006-09
2.	137 - Aaron Murray, Georgia (16 rushing, 121 passing).....	2010-13
3.	122 - Danny Wuerffel, Florida (8 rushing, 114 passing).....	1993-96
4.	114 - Dak Prescott, Mississippi State (41 rushing, 70 passing, 3 rec.) .....	2012-15
5.	101 - Peyton Manning, Tennessee (12 rushing, 89 passing) .....	1994-97
	101 - Chris Leak, Florida (13 rushing, 88 passing) .....	2003-06
7.	93 - Johnny Manziel, Texas A&M (30 rushing, 63 passing) .....	2012-13
8.	90 - Jared Lorenzen, Kentucky (12 rushing, 78 passing) .....	2000-03
9.	87 - Joshua Dobbs, Tennessee (32 rushing, 53 passing, 2 rec.) .....	2013-16
10.	86 - Eli Manning, Ole Miss (5 rushing, 81 passing) .....	2000-03

Highest Active Players

1.	60 - Nick Fitzgerald, Mississippi State .....	2014-17
2.	50 - Jalen Hurts, Alabama .....	2016-17
3.	47 - Drew Lock, Missouri.....	2015-17

Rushing Yards Gained

1.	5,259 - Herschel Walker, Georgia (33 games) .....	1980-82
2.	4,590 - Darren McFadden, Arkansas (38 games).....	2005-07
3.	4,557 - Kevin Faulk, LSU (41 games) .....	1995-98
4.	4,303 - Bo Jackson, Auburn (38 games) .....	1982-85
5.	4,163 - Errict Rhett, Florida (48 games).....	1990-93
6.	4,050 - Dalton Hilliard, LSU (44 games).....	1982-85
7.	<b>4,112 - Nick Chubb, Georgia (39 games).....</b>	<b>2014-17</b>
8.	4,035 - Charles Alexander, LSU (44 games) .....	1975-78
9.	3,994 - Anthony Dixon, Mississippi State (47 games) .....	2006-09
10.	3,928 - Emmitt Smith, Florida (31 games) .....	1987-89

Highest Active Players

1.	4,112 - Nick Chubb, Georgia .....	2014-17
2.	3,755 - Ralph Webb, Vanderbilt .....	2014-17
3.	2,903 - Sony Michel, Georgia .....	2014-17

All-Purpose Yards

1.	6,833 - Kevin Faulk, LSU .....	1995-98
2.	5,881 - Darren McFadden, Arkansas .....	2005-07
3.	5,856 - Derek Abney, Kentucky .....	2000-03
4.	5,749 - Herschel Walker, Georgia .....	1980-82
5.	5,743 - Domanick Davis, LSU .....	1999-2002
6.	5,596 - James Brooks, Auburn .....	1977-80
7.	5,393 - Errict Rhett, Florida .....	1990-93
8.	5,343 - Rafael Little, Kentucky .....	2004-07
9.	5,330 - Dennis Johnson, Arkansas .....	2008-12
10.	5,326 - Dalton Hilliard, LSU .....	1982-85

Highest Active Players

1.	4,454 - Nick Chubb, Georgia .....	2014-17
2.	4,310 - Ralph Webb, Vanderbilt .....	2014-17
3.	3,974 - Christian Kirk, Texas A&M .....	2015-17

Pass Completions

1.	921 - Aaron Murray, Georgia (1,478 atts., 13,166 yards) .....	2010-13
2.	895 - Chris Leak, Florida (1,458 atts., 11,213 yards) .....	2003-06
3.	863 - Peyton Manning, Tennessee (1,402 atts., 11,201 yards) .....	1994-97
4.	862 - Jared Lorenzen, Kentucky (1,514 atts., 10,354 yards).....	2000-03
5.	849 - David Greene, Georgia (1,440 atts., 11,528 yards).....	2001-04
6.	838 - Eric Zeier, Georgia (1,402 atts., 11,153 yards).....	1991-94
7.	829 - Eli Manning, Ole Miss (1,363 atts., 10,119 yards) .....	2000-03
8.	795 - Tim Couch, Kentucky (1,184 atts., 8,435 yards) .....	1996-98
9.	791 - Andre' Woodson, Kentucky (1,278 atts., 9,360 yards) .....	2004-07
10.	775 - Casey Clausen, Tennessee (1,270 atts., 9,707 yards) .....	2000-03

Highest Active Players

1.	473 - Drew Lock, Missouri .....	2015-17
2.	349 - Kyle Shurmur, Vanderbilt .....	2015-17
3.	322 - Jalen Hurts, Alabama .....	2016-17

Passing Yards

1.	13,166 - Aaron Murray, Georgia (921 of 1,478) .....	2010-13
2.	11,528 - David Greene, Georgia (849 of 1,440).....	2001-04
3.	11,213 - Chris Leak, Florida (895 of 1,458) .....	2003-06
4.	11,201 - Peyton Manning, Tennessee (863 of 1,381) .....	1994-97
5.	11,153 - Eric Zeier, Georgia (838 of 1,402).....	1991-94
6.	10,875 - Danny Wuerffel, Florida (708 of 1,170).....	1993-96
7.	10,354 - Jared Lorenzen, Kentucky (862 of 1,514).....	2000-03
8.	10,119 - Eli Manning, Ole Miss (829 of 1,363) .....	2000-03
9.	9,707 - Casey Clausen, Tennessee (774 of 1,269) .....	2000-03
10.	9,534 - Bo Wallace, Ole Miss (747 of 1,186).....	2012-15

Highest Active Players

1.	6,454 - Drew Lock, Missouri .....	2015-17
2.	4,468 - Austin Allen, Arkansas .....	2014-17
3.	4,243 - Kyle Shurmur, Vanderbilt .....	2015-17

Consecutive Attempts Without An Interception

1.	325 - Andre Woodson, Kentucky .....	2006-07
2.	291 - AJ McCarron, Alabama .....	2011-12
3.	288 - Dak Prescott, Mississippi State.....	2014-15
4.	214 - David Greene, Georgia .....	2004
5.	203 - Tim Tebow, Florida .....	2008
6.	200 - Stewart Patridge, Ole Miss .....	1997
7.	190 - Brodie Croyle, Alabama.....	2005
8.	184 - Tyler Wilson, Arkansas.....	2011
9.	177 - Connor Shaw, South Carolina.....	2012-13
10.	176 - Eric Zeier, Georgia .....	1993-94
	176 - David Greene, Georgia .....	2002-03

Touchdown Passes

1.	121 - Aaron Murray, Georgia.....	2010-13
2.	114 - Danny Wuerffel, Florida .....	1993-96
3.	89 - Peyton Manning, Tennessee .....	1994-97
4.	88 - Chris Leak, Florida .....	2003-06
	88 - Tim Tebow, Florida .....	2006-09
6.	81 - Eli Manning, Ole Miss .....	2000-03
7.	79 - Andre' Woodson, Kentucky .....	2004-07
8.	78 - Jared Lorenzen, Kentucky .....	2000-03
9.	77 - Rex Grossman, Florida .....	2000-02
	77 - A.J. McCarron, Alabama.....	2010-13

Highest Active Players

1.	40 - Drew Lock, Missouri .....	2015-17
2.	34 - Austin Allen, Arkansas .....	2014-17
	34 - Nick Fitzgerald, Mississippi State .....	2014-17

## SEC CAREER STATISTICAL LEADERS

Receptions

1.	262- Jordan Matthews, Vanderbilt (3,759 yards) .....	2010-13
2.	236 - Earl Bennett, Vanderbilt (2,852 yards) .....	2005-07
3.	228 - Amari Cooper, Alabama (3,463 yards) .....	2012-15
4.	208 - Craig Yeast, Kentucky (2,899 yards) .....	1995-98
5.	207 - Kenny McKinley, South Carolina (2,781 yards) .....	2005-09
6.	204 - Terrence Edwards, Georgia (3,093 yards) .....	1999-2002
7.	202 - Laquon Treadwell, Ole Miss (2,393 yards) .....	2013-15
8.	200 - Keith Edwards, Vanderbilt (1,757 yards) .....	80,82-84
9.	199 - Fred Ross, Mississippi State (2,528 yards) .....	2013-16
10.	198 - Chris Collins, Ole Miss (2,621 yards) .....	2000-03

Highest Active Player

1.	194 - Calvin Ridley, Alabama .....	2015-17
1.	192 - Christian Kirk, Texas A&M .....	2015-17
3.	135 - Garrett Johnson, Kentucky .....	2014-17

Reception Yardage

1.	3,759- Jordan Matthews, Vanderbilt (262 catches) .....	2010-13
2.	3,463 - Amari Cooper, Alabama (228 catches) .....	2012-15
3.	3,093 - Terrence Edwards, Georgia (204 catches) .....	1999-2002
4.	3,042 - Alshon Jeffery, South Carolina (183 catches) .....	2009-11
5.	3,001 - Josh Reed, LSU (167 catches) .....	1999-2001
6.	2,964 - Boo Mitchell, Vanderbilt (188 catches) .....	1985-88
7.	2,934 - Jarius Wright, Arkansas (168 catches) .....	2008-11
8.	2,923 - DJ Hall, Alabama (194 catches) .....	2004-07
9.	2,899 - Craig Yeast, Kentucky (208 catches) .....	1995-98
10.	2,884 - Fred Gibson, Georgia (161 catches) .....	2001-04

Highest Active Players

1	2,297 - Christian Kirk, Texas A&M .....	2015-17
2.	2,255 - Calvin Ridley, Alabama .....	2015-17
3.	1,889 - Garrett Johnson, Kentucky .....	2014-17

Touchdown Receptions

1.	31 - Chris Doering, Florida (40 games) .....	1992-95
	31 - Amari Cooper, Alabama (40 games) .....	2012-15
3.	30 - Terrence Edwards, Georgia (45 games) .....	1999-2002
	30 - Josh Reynolds, Texas A&M (38 games) .....	2014-16
5.	29 - Ike Hilliard, Florida (32 games) .....	1994-96
	29 - Terry Beasley, Auburn (30 games) .....	1969-71
	29 - Jack Jackson, Florida (38 games) .....	1992-94
8.	28 - Craig Yeast, Kentucky (43 games) .....	1995-98
10.	27 - Jabar Gaffney, Florida (23 games) .....	2000-2001
	27 - Marcus Monk, Arkansas (40 games) .....	2004-07

Highest Active Players

1	21 - Christian Kirk, Texas A&M .....	2015-17
2.	16 - Calvin Ridley, Alabama .....	2015-17
3.	15 - J'Mon Moore, Missouri .....	2013-17

Rushing Touchdowns

1.	55 - Tim Tebow, Florida .....	2006-09
2.	49 - Herschel Walker, Georgia .....	1980-82
3.	46 - Kevin Faulk, LSU .....	1995-98
4.	45 - Carnell Williams, Auburn .....	2001-04
5.	44 - Dalton Hilliard, LSU .....	1982-85
6.	43 - Bo Jackson, Auburn .....	1982-85
7.	42 - Anthony Dixon, Mississippi State .....	2006-09
	42 - Derrick Henry, Alabama .....	2013-15
	42 - Mark Ingram, Alabama .....	2008-10
9.	41 - Shaun Alexander, Alabama .....	1996-99
	41 - Darren McFadden, Arkansas .....	2005-07
	41 - Dak Prescott, Mississippi State .....	2012-15

Highest Active Players

1.	37 - Nick Chubb, Georgia .....	2014-17
2.	27 - Kerryon Johnson, Auburn .....	2015-17
	27 - Ralph Webb, Vanderbilt .....	2014-17

Points Scored

1.	<b>424 - Daniel Carlson, Auburn .....</b>	<b>2014-17</b>
2.	412 - Blair Walsh, Georgia (184 PATs, 76 FGs, 53 games) .....	2008-11
3.	409 - Billy Bennett, Georgia (148 PAT, 87 FGs, 50 games) .....	2000-03
4.	407 - Marshall Morgan, Georgia (215 PATs, 64 FGs, 51 games) .....	2012-15
5.	385 - Leigh Tiffin, Alabama (136 PATs, 83 FGs, 46 games) .....	2006-09
6.	371 - Jeff Hall, Tennessee (188 PAT, 61 FGs, 46 games) .....	1995-98
7.	369 - Colt David, LSU (201 PATs, 54 FGs, 1 TD, 52 games ) .....	2005-09
8.	368 - Jeff Chandler, Florida (67 FGs, 167 PATs, 46 games) .....	1997-2001
9.	363 - Wes Byrum, Auburn (183 PATs, 60 FGs, 51 games) .....	2007-10
10.	359 - Elliott Fry, South Carolina (161 PATs, 66 FGs, 51 games) .....	2013-16

Highest Active Players

1.	424 - Daniel Carlson, Auburn .....	2014-17
2.	336 - Aaron Medley, Tennessee .....	2014-17
3.	295 - Gary Wunderlich, Ole Miss .....	2014-17

Most Touchdowns Scored

1.	57 - Tim Tebow, Florida (55 games) .....	2006-09
2.	53 - Kevin Faulk, LSU (41 games) .....	1995-98
3.	52 - Herschel Walker, Georgia (33 games) .....	1980-82
4.	50 - Dalton Hilliard, LSU (44 games) .....	1982-85
5.	50 - Shaun Alexander, Alabama (41 games) .....	1996-99
6.	46 - Carnell Williams, Auburn (42 games) .....	2001-04
	46 - Anthony Dixon, Mississippi State (47 games) .....	2006-09
	46 - Mark Ingram, Alabama (39 games) .....	2008-10
9.	45 - Bo Jackson, Auburn (38 games) .....	1982-85

Highest Active Players

1.	41 - Nick Chubb, Georgia .....	2014-17
2.	30 - Ralph Webb, Vanderbilt .....	2014-17
3.	28 - Sony Michel, Georgia .....	2014-17

Field Goals Made

1.	87 - Billy Bennett, Georgia (110 atts.) .....	2000-03
2.	83 - Leigh Tiffin, Alabama (109 atts.) .....	2006-09
	<b>83 - Daniel Carlson, Auburn (101 atts.) .....</b>	<b>2014-17</b>
4.	78 - Philip Doyle, Alabama (105 atts.) .....	1987-90
5.	77 - Kevin Butler, Georgia (98 atts.) .....	1981-84
6.	76 - Blair Walsh, Georgia (103 atts.) .....	2008-11
7.	71 - Fuad Reveiz, Tennessee (95 atts.) .....	1981-84
8.	70 - Caleb Sturgis, Florida (87 atts.) .....	2008-12
9.	67 - Jeff Chandler, Florida (80 atts.) .....	1997-2001
10.	66 - Andrew Baggett, Missouri (90 atts.) .....	2012-15
	66 - Elliott Fry, South Carolina (88 atts.) .....	2013-16

Highest Active Players

1.	83 - Daniel Carlson, Auburn .....	2014-17
2.	54 - Aaron Medley, Tennessee .....	2014-17
3.	53 - Gary Wunderlich, Ole Miss .....	2014-17

Total Points Scored by Kicking

1.	<b>418 - Daniel Carlson, Auburn .....</b>	<b>2014-17</b>
2.	412 - Blair Walsh, Georgia (184 PATs, 76 FGs, 53 games) .....	2008-11
3.	409 - Billy Bennett, Georgia (87 FGs, 148 PATs) .....	2000-03
4.	407 - Marshall Morgan, Georgia (215 PATs, 64 FGs, 51 games) .....	2012-15
5.	385 - Leigh Tiffin, Alabama (136 PATs, 83 FGs, 46 games) .....	2006-09
5.	371 - Jeff Hall, Tennessee (61 FGs, 188 PATs) .....	1995-98
7.	368 - Jeff Chandler, Florida (67 FGs, 167 PATs) .....	1997-2001
8.	363 - Colt David, LSU (201 PATs, 54 FGs, 52 games ) .....	2005-09
	363 - Wes Byrum, Auburn (183 PATs, 60 FGs, 51 games) .....	2007-10
10.	359 - Elliott Fry, South Carolina (161 PATs, 66 FGs, 51 games) .....	2013-16

Highest Active Players

1.	418 - Daniel Carlson, Auburn .....	2014-17
2.	336 - Aaron Medley, Tennessee .....	2014-17
3.	295 - Gary Wunderlich, Ole Miss .....	2014-17



## SEC CAREER STATISTICAL LEADERS

PAT Kicks Made

1.	215 - Marshall Morgan, Georgia (220 atts.)	2012-15
2.	201 - Colt David, LSU (204 atts.)	2005-08
3.	188 - Jeff Hall, Tennessee (194 atts.)	1995-98
4.	184 - Blair Walsh, Georgia (186 atts.)	2008-11
5.	183 - Wes Byrum, Auburn (186 atts.)	2007-10
6.	182 - Adam Griffith, Alabama (183 atts.)	2013-16
6.	<b>174 - Aaron Medley, Tennessee (173 atts.)</b>	<b>2014-17</b>
8.	172 - Jeremy Shelley, Alabama (175 atts.)	2009-12
9.	171 - Zach Hocker, Arkansas (173 atts.)	2010-13
10.	<b>169 - Daniel Carlson, Auburn (169 atts.)</b>	<b>2014-17</b>

Highest Active Players

1.	174 - Aaron Medley, Tennessee	2014-17
2.	169 - Daniel Carlson, Auburn	2014-17
3.	136 - Gary Wunderlich, Ole Miss	2014-17

Punt Return Yards

1.	1,752 - Javier Arenas, Alabama (125 returns)	2006-09
2.	1,695 - Lee Nalley, Vanderbilt (109 returns)	1947-49
3.	1,371 - Brandon James, Florida (117 returns)	2006-09
4.	1,332 - Tony James, Mississippi State (121 returns)	1989-92
5.	1,253 - Damien Gary, Georgia (114 returns)	2000-03
6.	1,170 - Thomas Bailey, Auburn (125 returns)	1991-94
7.	1,163 - Bobby Majors, Tennessee (117 returns)	1969-71
8.	1,142 - Junie Hovious, Ole Miss (84 returns)	1938-41
9.	1,126 - Domanick Davis, LSU (94 returns)	1999-2002
10.	1,119 - Harry Gilmer, Alabama (83 returns)	1944-47
	1,119 - Greg Richardson, Alabama (125 returns)	1983-86

Highest Active Players

1.	680 - Christian Kirk, Texas A&M	2015-17
2.	623 - Antonio Callaway, Florida	2015-17
3.	269 - Jared Cornelius, Arkansas	2014-17

Kickoff Return Yards

1.	2,784 - Dennis Johnson, Arkansas (119 returns)	2008-12
2.	2,718 - Brandon James, Florida (112 returns)	2006-09
3.	2,663 - Brandon Boykin, Georgia (110 returns)	2008-11
4.	2,558 - Darrius Sims, Vanderbilt (108 returns)	2013-16
5.	2,498 - Derek Pegues, Mississippi State (112 returns)	2005-08
6.	2,476 - Chris Culliver, South Carolina (106 returns)	2007-10
7.	2,315 - Derek Abney, Kentucky (95 returns)	2000-03
8.	2,263 - Mark Johnson, Vanderbilt (107 returns)	1986-88, 90
9.	2,168 - Domanick Davis, LSU (95 returns)	1999-2002
10.	2,116 - Javier Arenas, Alabama (88 returns)	2006-09

Highest Active Players

1.	1,763 - Evan Berry, Tennessee	2014-17
2.	881 - Christian Kirk, Texas A&M	2015-17
3.	695 - Derrius Guice, LSU	2015-17

Rushing Yards by Quarterbacks

1.	2,947 - Tim Tebow, Florida	2006-09
2.	2,535 - Matt Jones, Arkansas	2001-04
3.	2,521 - Dak Prescott, Mississippi State	2012-15
4.	2,280 - John Bond, Mississippi State	1980-83
5.	2,169 - Johnny Manziel, Texas A&M	2012-13
6.	2,160 - Joshua Dobbs, Tennessee	2013-16
7.	1,884 - Phil Gargis, Auburn	1973-76
8.	1,868 - Don Smith, Mississippi State	1983-86
9.	1,866 - Nick Marshall, Auburn	2013-15
10.	1,799 - Andy Johnson, Georgia	1971-73

Highest Active Players

1.	1,948 - Nick Fitzgerald, Mississippi State	2014-17
2.	1,512 - Jalen Hurts, Alabama	2016-17
3.	471 - Stephen Johnson, Kentucky	2017

Yards Punted

1.	12,171 - Jim Arnold, Vanderbilt (277 punts)	1979-82
2.	11,562 - Blake McAdams, Mississippi State (293 punts-SEC Record)	2005-08
3.	11,549 - Jim Miller, Ole Miss (266 punts)	1976-79
4.	11,336 - Bill Marinangel, Vanderbilt (272 punts)	1993-96
5.	11,260 - Bill Smith, Ole Miss (254 punts)	1983-86
6.	10,937 - Brett Upson, Vanderbilt (271 punts)	2006-09
7.	10,693 - Landon Foster, Kentucky (256 punts)	2012-15
8.	10,216 - Dustin Colquitt, Tennessee (240 punts)	2001-04
9.	10,179 - Lewis Colbert, Auburn (244 punts)	1982-85
10.	10,177 - Matt Wait, Arkansas (251 punts)	1994-97

Highest Active Players

1.	9,697 - Johnny Townsend, Florida	2013, 2015-17
1.	9,616 - JK Scott, Alabama	2014-17
3.	7,714 - Corey Fatony, Missouri	2015-17

Interceptions

1.	20 - Bobby Wilson, Ole Miss (379 yards)	1946-49
	20 - Chris Williams, LSU (91 yards)	1977-80
3.	19 - Glenn Cannon, Ole Miss (180 yards)	1967-69
	19 - Antonio Langham, Alabama (229 yards)	1990-93
5.	18 - Buddy McClinton, Auburn (251 yards)	1967-69
	18 - Tim Priest, Tennessee (305 yards)	1968-70
7.	16 - Johnthan Banks, Mississippi State (318 yards)	2009-12
	16 - Bacarri Rambo, Georgia (293 yards)	2009-12
	16 - Harry Gilmer, Alabama (234 yards)	1944-47
	16 - Jake Scott, Georgia (315 yards)	1967-68
	16 - Mike Jones, Tennessee (305 yards)	1967-69
	16 - Harry Harrison, Ole Miss (242 yards)	1971-73
	16 - Jeremiah Castille, Alabama (186 yards)	1979-82
	16 - John Mangum, Alabama (95 yards)	1986-89
	16 - Walter Harris, Mississippi State (162 yards)	1992-95
	16 - Senquez Golson, Ole Miss (232 yards)	2011-15

Highest Active Players

1.	14 - Dominick Sanders, Georgia	2014-17
2.	13 - Saki Moore, South Carolina	2013-17
3.	10 - Armani Watts, Texas A&M	2014-17

Tackles

1.	547 - Andy Spiva, Tennessee	1973-76
2.	528 - Freddie Smith, Auburn	1976-79
	528 - Jeff Herrod, Ole Miss	1984-87
4.	521 - Jim Kovach, Kentucky	1974-76, 1978
5.	482 - Chris Chenault, Kentucky	1985-88
6.	475 - David Little, Florida	1977-80
	475 - Jeff Kremer, Kentucky	1984-87
8.	472 - Kem Coleman, Ole Miss	1974-77
9.	470 - Marty Moore, Kentucky	1990-93
10.	467 - Scot Brantley, Florida	1976-79
	467 - Ben Zambiasi, Georgia	1974-77
	467 - Ray Costict, Mississippi State	1973-76

Highest Active Players

1.	310 - Skai Moore, South Carolina	2013-17
2.	290 - Armani Watts, Texas A&M	2014-17
3.	215 - DeMarquis Gates, Ole Miss	2014-17

## SEC CAREER STATISTICAL LEADERS

Sacks

1.	52.0 - Derrick Thomas, Alabama .....	1985-88
2.	49.0 - Billy Jackson, Mississippi State .....	1980-83
3.	37.0 - Ben Williams, Ole Miss.....	1972-75
4.	36.0 - David Pollack, Georgia .....	2001-04
5.	33.0 - Alex Brown, Florida .....	1998-01
6.	32.5 - Myles Garrett, Texas A&M .....	2014-16
7.	32.0 - Reggie White, Tennessee .....	1980-83
	32.0 - Derek Barnett, Tennessee .....	2014-16
9.	29.0 - Richard Tardits, Georgia .....	1985-88
	29.0 - Eric Norwood, South Carolina .....	2006-09

Highest Active Players

1.	29.0 - Marquis Haynes, Ole Miss .....	2014-17
2.	18.5 - Arden Key, LSU .....	2015-17
3.	14.0 - Josh Allen, Kentucky.....	2015-17

Passes Defended

1.	49 - Corey Webster, LSU .....	2001-04
2.	47 - John Mangum, Alabama .....	1985-88
3.	44 - Chevis Jackson, LSU.....	2004-07
4.	43 - Trevard Lindley, Kentucky .....	2006-09
5.	42 - Anthone Lott, Florida.....	1993-96
6.	41 - Aarion Penton, Missouri .....	2013-16
7.	40 - LaRon Landry, LSU.....	2003-06
	40 - Carlos Rogers, Auburn .....	2001-04
	40 - Tre'Davious White, LSU .....	2013-16
10.	39 - Larry Kennedy, Florida.....	1991-94

Highest Active Players017

1.	35 - Dominick Sanders (21 brup, 13 int), Georgia .....	2014-17
2.	31 - Fitzpatrick, Minkah (22 brup, 9 int), Alabama .....	2015-17
3.	30 - Carlton Davis (26 brup, 4 int), Auburn.....	2015-17

Total Kick Return Yardage (Punt + Kickoff)

1.	4,089 - Brandon James, Florida (117-1371 PR / 112-2718 KOR) .....	2006-09
2.	3,868 - Javier Arenas, Alabama (125-1752 PR / 88-2116 KOR).....	2006-09
3.	3,357 - Derek Abney, Kentucky (88-1,042 PR / 95-2,315 KOR) .....	2000-03
4.	3,294 - Domanick Davis, LSU (94-1126 PR / 95-2168 KOR) .....	1999-2002
5.	3,290 - Derek Pegues, Miss. State (112-2498 KOR / 78-792 PR) .....	2005-08
6.	3,194 - Tony James, Miss. State (121-1,332 PR / 78-1,862 KOR).....	1989-92
7.	2,821 - Brandon Boykin, Georgia (9-158 PR / 110-2,663 KOR) .....	2008-11
8.	2,837 - Marcus Murphy, Missouri 75-801 PR / 87-2,036 KOR) .....	2010-15
9.	2,784 - Dennis Johnson, Arkansas (119-2,784 KOR) .....	2008-12
10.	2,690 - Thomas Bailey, Auburn (125-1,170 PR / 74-1,520 KOR) .....	1991-94

Punt Return Touchdowns

1.	7 - Javier Arenas, Alabama .....	2006-09
2.	6 - Derek Abney, Kentucky.....	2000-03
3.	5 - Lee Nalley, Vanderbilt .....	1947-49
	5 - Joe Adams, Arkansas.....	2008-11
	5 - Christian Kirk, Texas A&M .....	2015-16
	5 - Isaiah McKenzie, Georgia.....	2014-16

Highest Active Players

1.	5 - Christian Kirk, Texas A&M .....	2015-17
2.	2 - Antonio Callaway, Florida .....	2015-17
	2 - D.J. Chark, LSU.....	2014-17

Total Kick/Punt Return Touchdowns

1.	8 - Derek Abney, Kentucky (6 PR, 2 KOR) .....	2000-03
2.	7 - Javier Arenas, Alabama (7 PR) .....	2006-09
	7 - Marcus Murphy (4 PR 3 KOR) .....	2012-15
4.	6 - Lee Nalley, Vanderbilt (5 PR, 1 KOR) .....	1947-49
	6 - Isaiah McKenzie, Georgia (4 PR, 1 KOR) .....	2014-
6.	5 - Pinky Rohm, LSU (3 PR, 2 KOR) .....	1937
	5 - Brandon James, Florida (4 PR, 1 KOR) .....	2006-09
	5 - Willie Gault, Tennessee (1 PR, 4 KOR) .....	1979-82
	5 - Tom McWilliams, Mississippi State (4 PR, 1 KOR).....	1944-48
	5 - Brandon Boykin, Georgia (4 KOR / Tied for SEC Career Record / 1 PR).....	2008-11
	5 - Joe Adams, Arkansas (5 PR).....	2008-11
	5 - Marcus Murphy, Missouri (3 PR, 2 KOR).....	2012-
	5 - Christian Kirk, Texas A&M (5 PR) .....	2015-

Highest Active Players

1.	5 - Christian Kirk, Texas A&M (5 PR) .....	2015-17
----	--	---------

Career Field Goal Percentage (Min. 25 made)

1.	87.8 - Bobby Raymond, Florida (43 of 49) .....	1982-84
2.	87.2 - Bryson Rose, Ole Miss (25 of 29) .....	2010-12
3.	83.9 - Josh Jasper, LSU (47 of 56) .....	2007-10
4.	83.8 - Jeff Chandler, Florida (67 of 80).....	1997-2001
5.	82.9 - Berj Yepremian, Florida (29 of 35) .....	1976-78
6.	82.1 - Judd Davis, Florida (32 of 39) .....	1992-94
7.	81.3 - David Browndyke, LSU (61 of 75) .....	1986-89
8.	80.3 - Brandon Coutu, Georgia (53 of 66) .....	2004-07
9.	80.0 - Jeremy Shelley, Alabama (44 of 55) .....	2009-12
10.	79.5 - Caleb Sturgis, Florida (70 of 88).....	2008-12

Highest Active Player (Min. 1 FG attempt)

1.	100.0 - Miles Butler (4-4), Kentucky .....	2016-17
	100.0 - Jace Christmann (5-5), Mississippi State .....	2017
	100.0 - David Martin (1-1), Georgia .....	2017
	100.0 - Connor Limpert (1-1), Arkansas .....	2016-17

Tackles for Loss

1.	74.0 - Derrick Thomas, Alabama .....	1985-88
2.	59.0 - Kindal Moorehead, Alabama .....	1998-2002
3.	58.0 - Wilber Marshall, Florida.....	1980-83
	58.0 - David Pollack, Georgia .....	2001-04
5.	55.0 - Alonzo Johnson, Florida.....	1981-85
	55.0 - Anthony McFarland, LSU .....	1995-98
7.	54.5 - Eric Norwood, South Carolina .....	2006-09
8.	53.0 - Leonard Little, Tennessee .....	1995-97
9.	51.5 - Derrick Harvey, Florida .....	2005-07
10.	52.0 - Derek Barnett, Tennessee .....	2014-16

Highest Active Players

1.	43.0 - Marquis Haynes, Ole Miss .....	2014-17
2.	24.5 - Otar Alaka, Texas A&M.....	2014-17
3.	23.0 - Arden Key, LSU .....	2015-17

## SEC PLAYERS ON AWARD WATCH LISTS

## PRESEASON

Name	School	Award			
Austin Allen	Arkansas	O'Brien, Maxwell	Koda Martin	Texas A&M	Wuerffel
Davin Bellamy	Georgia	Butkus	T.J. McCoy	Florida	Wuerffel, Rimington
Jake Bentley	South Carolina	O'Brien, Maxwell	Sony Michel	Georgia	Walker
Evan Berry	Tennessee	Hornung	J'Mon Moore	Missouri	Biletnikoff
Jeb Blazeovich	Georgia	Wuerffel	Skai Moore	South Carolina	Butkus, Nagurski, Bednarik
Bradley Bozeman	Alabama	Outland, Rimington	Gabe Myles	Mississippi State	Wuerffel
Oren Burks	Vanderbilt	Butkus	Isaac Nauta	Georgia	Mackey
Antonio Callaway	Florida	Hornung	Tommy Openshaw	Vanderbilt	Wuerffel, Groza
Daniel Carlson	Auburn	Camp, Wuerffel, Groza	Javon Patterson	Ole Miss	Wuerffel
Lorenzo Carter	Georgia	Butkus	Shea Patterson	Ole Miss	O'Brien, Maxwell
Nick Chubb	Georgia	Camp, Walker, Maxwell	Da'Ron Payne	Alabama	Outland, Nagurski, Bednarik
Will Clapp	LSU	Outland, Rimington	Kamryn Pettway	Auburn	Walker, Maxwell
Logan Cooke	Mississippi State	Guy	Eddy Pineiro	Florida	Groza
C.J. Conrad	Kentucky	Mackey	Colton Prater	Texas A&M	Rimington
Jared Cornelius	Arkansas	Hornung	Frank Ragnow	Arkansas	Wuerffel, Outland, Rimington
Damarea Crockett	Missouri	Walker, Maxwell	Sean Rawlings	Ole Miss	Rimington
Trevor Daniel	Tennessee	Guy	Calvin Ridley	Alabama	Camp, Biletnikoff, Maxwell
Aaron Davis	Georgia	Wuerffel	Jashon Robertson	Tennessee	Outland
Duke Dawson	Florida	Thorpe, Nagurski, Bednarik	Deebo Samuel	South Carolina	Biletnikoff, Hornung, Maxwell
Rico Dowdle	South Carolina	Walker	Dominick Sanders	Georgia	Thorpe
Jacob Eason	Georgia	O'Brien, Maxwell	Bo Scarbrough	Alabama	Camp, Walker, Maxwell
Mike Edwards	Kentucky	Thorpe	Jordan Scarlett	Florida	Walker
Danny Etling	LSU	Wuerffel	JK Scott	Alabama	Guy
Rashaan Evans	Alabama	Butkus, Nagurski	Braden Smith	Auburn	Outland
Corey Fatony	Missouri	Wuerffel, Guy	Roquan Smith	Georgia	Bednarik
Nick Fitzgerald	Mississippi State	O'Brien, Maxwell	Benny Snell	Kentucky	Walker, Maxwell
Minkah Fitzpatrick	Alabama	Camp, Wuerffel, Hornung, Thorpe, Nagurski, Maxwell, Bednarik	Jarett Stidham	Auburn	Maxwell
			Trent Thompson	Georgia	Outland, Nagurski, Bednarik
			Kevin Toliver	LSU	Nagurski, Bednarik
			Johnny Tonwsend	Florida	Guy
			Shane Tripucka	Texas A&M	Guy
Marcell Frazier	Missouri	Nagurski, Bednarik	Armani Watts	Texas A&M	Thorpe, Nagurski, Bednarik
Hjalte Froholdt	Arkansas	Outland	Ralph Webb	Vanderbilt	Walker, Maxwell
DeMarquis Gates	Ole Miss	Butkus	Devwah Whaley	Arkansas	Walker
Dre Greenlaw	Arkansas	Butkus	Antoine Wilder	South Carolina	Wuerffel
Austin Golson	Auburn	Rimington	Aeris Williams	Mississippi State	Walker
DeAndre Goolsby	Florida	Mackey	Jonah Williams	Alabama	Outland
Derrius Guice	LSU	Camp, Walker, Hornung, Maxwell	Trayveon Williams	Texas A&M	Maxwell
			Tre' Williams	Auburn	Butkus
Shaun Dion Hamilton	Alabama	Butkus	Ethan Wolf	Tennessee	Mackey
Damien Harris	Alabama	Walker	Gary Wunderlich	Ole Miss	Groza
Ronnie Harrison	Alabama	Thorpe, Nagurski	Malik Zaire	Florida	Maxwell
Marquis Haynes	Ole Miss	Nagurski, Bednarik	Jabari Zuniga	Florida	Nagurski
Hale Henteges	Alabama	Mackey			
Hayden Hurst	South Carolina	Mackey			
Jalen Hurts	Alabama	Camp, O'Brien, Maxwell			
Martez Ivey	Florida	Outland			
Donte Jackson	LSU	Thorpe			
Cece Jefferson	Florida	Bednarik			
Kerryon Johnson	Auburn	Hornung			
Jordan Jones	Kentucky	Butkus, Nagurski, Bednarik			
Todd Kelly, Jr.	Tennessee	Wuerffel			
Arden Key	LSU	Camp, Butkus, Nagurski, Maxwell, Bednarik			
Christian Kirk	Texas A&M	Biletnikoff, Hornung, Maxwell			
Alan Knott	South Carolina	Rimington			
Greg Little	Ole Miss	Outland			
Courtney Love	Kentucky	Wuerffel			
Austin MacGinnis	Kentucky	Groza			
Tray Matthews	Auburn	Bednarik			

**LIST INCLUDES 20 AWARDS:** Bednarik (Defensive Player), Maxwell (Player), Mackey (Tight End), Rimington (Center), Groza (Kicker), Guy (Punter), Nagurski (Defensive Player), Outland (Interior Lineman), Thorpe (Defensive Back), Butkus (Linebacker), Lombardi (Lineman/ Linebacker), Biletnikoff (Wide Receiver), O'Brien (Quarterback), Walker (Running Back), Camp (Player), Manning (Quarterback), Lott (Defensive Impact Player), Hendricks (Defensive End), Hornung (Multi-Purpose Player), Wuerffel (Community Service).

## **2017 SEC Football**

## **Week 8**

### **Campbell Trophy Semifinalists (Sept. 27)**

Jeb Blazeovich, Georgia  
Daniel Carlson, Auburn  
Danny Etling, LSU  
Cory Helms, South Carolina  
Todd Kelly Jr., Tennessee  
Austin MacGinnis, Kentucky  
Tommy Openshaw, Vanderbilt  
Martin Rankin, Mississippi State  
Johnny Townsend, Florida  
Gary Wunderlich, Ole Miss

### **Senior CLASS Award (Oct. 5)**

Daniel Carlson, Auburn  
Frank Ragnow, Arkansas  
JK Scott, Alabama  
Johnny Townsend, Florida

### **Mackey Award Watch List Additions (Oct. 6)**

Jake Fromm, Georgia  
John Kelly, Tennessee

### **Bednarik Award Watch List Additions (Oct. 6)**

Davin Bellamy, Georgia  
Lorenzo Carter, Georgia  
Carlton Davis, Auburn  
Jeff Holland, Auburn  
Jeffrey Simmons, Mississippi State  
Charles Wright, Vanderbilt

### **Bednarik Award Watch List Additions (Oct. 10)**

Jake Fromm, Georgia  
John Kelly, Tennessee

## PRE-SEASON ALL-SEC TEAMS

### Media Days (Chosen by media)

(\*ties)

#### OFFENSE

##### First-Team

QB Jalen Hurts, Alabama (196)  
 RB Derrius Guice, LSU (223)  
 RB Nick Chubb, Georgia (211)  
 WR Calvin Ridley, Alabama (232)  
 WR Christian Kirk, Texas A&M (197)  
 TE Isaac Nauta, Georgia (134)  
 OL Braden Smith, Auburn (201)  
 OL Martez Ivey, Florida (198)  
 OL Jonah Williams, Alabama (187)  
 OL Ross Pierschbacher, Alabama (174)  
 C Frank Ragnow, Arkansas (174)

##### Second-Team

QB Nick Fitzgerald, Mississippi State (121)  
 RB Bo Scarbrough, Alabama (151)  
 RB Kamryn Pettway, Auburn (141)  
 WR Antonio Callaway, Florida (152)  
 WR J'Mon Moore, Missouri (91)  
 TE Hayden Hurst, South Carolina (115)  
 OL Isaiah Wynn, Georgia (116)  
 OL Jashon Robertson, Tennessee (108)  
 OL K.J. Malone, LSU (101)  
 OL Martin Rankin, Mississippi State (101)  
 C Bradley Bozeman, Alabama (155)

##### Third-Team

QB Austin Allen, Arkansas (102)  
 RB Ralph Webb, Vanderbilt (105)  
 RB Sony Michel, Georgia (30)  
 WR Deebo Samuel, South Carolina (64)  
 WR Jauan Jennings, Tennessee (42)  
 TE DeAndre Goolsby, Florida (76)  
 OL Lester Cotton, Alabama (96)  
 OL Greg Little, Ole Miss (94)  
 OL Javon Patterson, Ole Miss (87)  
 OL Koda Martin, Texas A&M (69)  
 C Will Clapp, LSU (66)

#### DEFENSE

##### First-Team

DL Da'Ron Payne, Alabama (196)  
 DL Da'Shawn Hand, Alabama (180)  
 DL Trenton Thompson, Georgia (172)  
 DL Marquis Haynes, Ole Miss (159)  
 LB Arden Key, LSU (191)  
 LB Rashaan Evans, Alabama (180)  
 LB Roquan Smith, Georgia (157)  
 DB Minkah Fitzpatrick, Alabama (232)  
 DB Ronnie Harrison, Alabama (156)  
 DB Armani Watts, Texas A&M (137)  
 DB Duke Dawson, Florida (137)

##### Second-Team

DL Cece Jefferson, Florida (151)  
 DL Marlon Davidson, Auburn (120)  
 DL Christian LaCouture, LSU (107)  
 DL Denzil Ware, Kentucky (78)  
 LB Shaun Dion Hamilton, Alabama (156)  
 LB Skai Moore, South Carolina (128)  
 LB Tre' Williams, Auburn (103)  
 DB Tray Matthews, Auburn (126)  
 DB Donte Jackson, LSU (123)  
 DB Carlton Davis, Auburn (109)  
 DB Dominick Sanders, Georgia (109)

##### Third-Team

DL Marcell Frazier, Missouri (77)  
 DL Jabari Zuniga, Florida (76)  
 DL Dontavious Russell, Auburn (70)  
 DL Rashard Lawrence, LSU (54)  
 LB Jordan Jones, Kentucky (91)  
 LB Lorenzo Carter, Georgia (82)  
 LB Oren Burks, Vanderbilt (58)  
 DB Anthony Averett, Alabama (104)  
 DB Marcell Harris, Florida (83)  
 DB Mike Edwards, Kentucky (71)  
 DB Tony Brown, Alabama (62)

#### SPECIALISTS

##### First-Team

P JK Scott, Alabama (222)  
 PK Daniel Carlson, Auburn (218)  
 RS Christian Kirk, Texas A&M (176)  
 AP Christian Kirk, Texas A&M (161)

##### Second-Team

P Johnny Townsend, Florida (99)  
 PK Eddy Piniero, Florida (106)  
 RS Evan Berry, Tennessee (117)  
 AP Derrius Guice, LSU (133)

##### Third-Team

P Trevor Daniel, Tennessee (58)  
 PK Gary Wunderlich, Ole Miss (94)  
 RS Antonio Callaway, Florida (84)  
 AP Kerryon Johnson, Auburn (66)

#### PREDICTED ORDER OF FINISH

##### WESTERN DIVISION (1st Place votes)

School	Points
Alabama (225)	1683
Auburn (13)	1329
LSU (4)	1262
Arkansas (1)	796
Texas A&M	722
Mississippi State	633
Ole Miss	379

##### EASTERN DIVISION (1st Place votes)

School	Points
Georgia (138)	1572
Florida (96)	1526
Tennessee (3)	998
South Carolina (5)	897
Kentucky	869
Vanderbilt	554
Missouri	388

##### SEC CHAMPION

School	Points
Alabama	217
Auburn	11
Georgia	6
LSU	3
Florida	3
South Carolina	1
Vanderbilt	1
Arkansas	1
Vanderbilt	1
Arkansas	1

### Coaches'

#### First Team Preseason All-SEC

##### OFFENSE

TE Hayden Hurst, South Carolina  
 OL Braden Smith, Auburn  
 Martez Ivey, Florida  
 Jonah Williams, Alabama  
 Ross Pierschbacher, Alabama  
 C Frank Ragnow, Arkansas  
 WR Christian Kirk, Texas A&M  
 Calvin Ridley, Alabama

QB Jalen Hurts, Alabama

RB Derrius Guice, LSU  
 Nick Chubb, Georgia

AP Christian Kirk, Texas A&M

##### DEFENSE

DL Da'Shawn Hand, Alabama  
 Da'Ron Payne, Alabama  
 Marquis Haynes, Ole Miss  
 Trenton Thompson, Georgia

LB Arden Key, LSU  
 Skai Moore, South Carolina  
 Roquan Smith, Georgia

DB Minkah Fitzpatrick, Alabama  
 Armani Watts, Texas A&M  
 Duke Dawson, Florida  
 Ronnie Harrison, Alabama

#### SPECIAL TEAMS

PK Daniel Carlson, Auburn

P JK Scott, Alabama

RS Christian Kirk, Texas A&M

#### Second Team Preseason All-SEC

##### OFFENSE

TE Isaac Nauta, Georgia  
 OL Martin Rankin, Mississippi State  
 K.J. Malone, LSU  
 Koda Martin, Texas A&M  
 Paul Adams, Missouri\*  
 Greg Little, Ole Miss  
 Isaiah Wynn, Georgia\*

C Will Clapp, LSU

WR J'Mon Moore, Missouri  
 Antonio Callaway, Florida

QB Nick Fitzgerald, Mississippi State

RB Kamryn Pettway, Auburn  
 Bo Scarbrough, Alabama

AP Derrius Guice, LSU

##### DEFENSE

DL Cece Jefferson, Florida  
 Marlon Davidson, Auburn  
 Jabari Zuniga, Florida

Denzil Ware, Kentucky\*  
 Dontavious Russell, Auburn\*

LB Jordan Jones, Kentucky  
 Rashaan Evans, Alabama  
 Tre' Williams, Auburn

DB Donte Jackson, LSU  
 Dominick Sanders, Georgia  
 Carlton Davis, Auburn  
 Tray Matthews, Auburn

#### SPECIAL TEAMS

PK Gary Wunderlich, Ole Miss

P Johnny Townsend, Florida

RS Evan Berry, Tennessee

#### Third Team Preseason All-SEC

##### OFFENSE

TE C.J. Conrad, Kentucky\*  
 DeAndre Goolsby, Florida\*

OL Jashon Robertson, Tennessee  
 Jawaan Taylor, Florida  
 Zack Bailey, South Carolina  
 Hjalte Froholdt, Arkansas

C Bradley Bozeman, Alabama

WR Deebo Samuel, South Carolina  
 Jauan Jennings, Tennessee

QB Austin Allen, Arkansas

RB Ralph Webb, Vanderbilt  
 Benny Snell, Kentucky

AP Brandon Powell, Florida\*  
 Deebo Samuel, South Carolina\*  
 Kerryon Johnson, Auburn\*  
 Trevon Diggins, Alabama\*

##### DEFENSE

DL Terry Beckner, Jr., Missouri  
 Jonathan Ledbetter, Georgia  
 Christian LaCouture, LSU  
 Marcell Frazier, Missouri

LB Oren Burks, Vanderbilt  
 Shaun Dion Hamilton, Alabama  
 Lorenzo Carter, Georgia

DB Anthony Averett, Alabama  
 Mike Edwards, Kentucky  
 Chauncey Gardner, Florida  
 Ryan Pulley, Arkansas

#### SPECIAL TEAMS

PK Austin MacGinnis, Kentucky\*  
 Eddy Piniero, Florida\*

P Trevor Daniel, Tennessee

RS Antonio Callaway, Florida

\* - Ties



## SEC CHAMPIONSHIP GAME

### SEC DIVISIONAL TIE-BREAKER

In the event of a tie for the division championship, the following procedures will be used to break all ties to determine the SEC Football Championship Game representative. All Conference versus Conference Games (both division and non-division) will be counted in the Conference Standings.

1. **Two-Team Tie.** In the event two teams are tied for a division title, the following procedure will be used in the following order:

- Head-to-head competition between the two tied teams;
- Records of the tied teams within the division;
- Head-to-head competition against the team within the division with the best overall (divisional and non-divisional) Conference record, and proceeding through the division (multiple ties within the division will be broken from first to last and a tie for first place will be broken before a tie for fourth place);
- Overall record against non-divisional teams;
- Combined record against all common non-divisional teams;
- Record against the common non-divisional team with the best overall Conference record (divisional or non-divisional) and proceeding through other common non-divisional teams based on their order of finish within their division;
- Best cumulative Conference winning percentage of non-divisional opponents; and

#### Example: Tied Teams Non-Divisional Opponents Cumulative Record

Western 1 Eastern Opponents: 14-2

Western 2 Eastern Opponents: 12-4

(Western 1 would be the representative)

H. Coin flip of the tied teams.

2. **Three-Team Tie (or more).** If three teams (or more) are tied for a division title, the following procedure will be used in the following order: (Note: If one of the procedures results in one team being eliminated and two remaining, the two-team tiebreaker procedure as stated in No. 1 above will be used):

- Combined head-to-head record among the tied teams;
- Record of the tied teams within the division;
- Head-to-head competition against the team within the division with the best overall Conference record (divisional and non-divisional) and proceeding through the division (multiple ties within the division will be broken from first to last and a tie for first place will be broken before a tie for fourth place);
- Overall Conference record against non-divisional teams;
- Combined record against all common non-divisional teams;
- Record against the common non-divisional team with the best overall Conference record (divisional and non-divisional) and proceeding through other common non-divisional teams based on their order of finish within their division; and
- Best cumulative Conference winning percentage of non-divisional opponents (Note: If two teams' non-divisional opponents have the same cumulative record, then the two-team tiebreaker procedures apply. If four teams are tied, and three teams' non-divisional opponents have the same cumulative record, the three-team tiebreaker procedures will be used beginning with 2.A.);

#### Example: Tied Teams Non-Divisional Opponents Cumulative Record

Western 1 Eastern Opponents: 14-2

Western 2 Eastern Opponents: 12-4

Western 3 Eastern Opponents: 8-8

(Western 1 would be the representative)

H. Coin flip of the tied teams with the team with the odd result being the representative (Example: If there are two teams with tails and one team with heads, the team with heads is the representative).

### 2017 SEC CHAMPIONSHIP GAME

The Southeastern Conference's Eastern and Western Division winners will meet in Atlanta's newly constructed Mercedes-Benz Stadium to battle for the league championship and the right to represent the conference in the College Football Playoff. The 26th-annual title game is set for December 2 and will be televised nationally by CBS Sports.

The game was born as a result of 1992 conference expansion, which saw Arkansas and South Carolina become the first members added in SEC history. Under NCAA regulations, a conference with 12 members may play an additional football game to determine its champion, provided the regular season is played in divisions.

The participants of the game are determined each year during the eight-game regular-season conference schedule as the teams with the best overall SEC winning percentage in each division.

The 2016 SEC Championship Game was the highest rated championship game in the nation and second highest rated game of the entire 2016 season. Overall the SEC in on CBS had four of the Top 10 Most Watched College Football games last season and seven of the Top 20.

The 2009 SEC Championship Game earned an 11.8 rating and a 24 share, marking the highest-rated SEC Championship Game in history. The game matched the No. 1 Florida Gators (12-0) vs. the No. 2 Alabama Crimson Tide (12-0).

The SEC Championship Game has drawn 23 capacity crowds in its 25-year history. Only 1993 (Birmingham) and 1995 (Atlanta) were not sellouts.

The SEC, along with AMB Sports & Entertainment (AMBSE) and the Georgia World Congress Center Authority (GWCCA), have an agreement to host the SEC Championship Game at Mercedes-Benz Stadium in Atlanta through 2026.

The new agreement allows the SEC the option of adding up to two successive five-year extensions.

The Georgia Dome hosted the SEC Championship Game for 23 years beginning in 1994, with capacity crowds in the last 21 consecutive years. By the end of the new agreement, including options, the Championship will have been played in Atlanta a total of 43 years.

Year	Score	Attendance
1992	Alabama 28, Florida 21	83,091
1993	Florida 28, Alabama 13	76,345
1994	Florida 24, Alabama 23	74,751
1995	Florida 34, Arkansas 3	71,325
1996	Florida 45, Alabama 30	74,132
1997	Tennessee 30, Auburn 29	74,896
1998	Tennessee 24, Miss. State 14	74,795
1999	Alabama 34, Florida 7	71,500
2000	Florida 28, Auburn 6	73,427
2001	LSU 31, Tennessee 20	74,843
2002	Georgia 30, Arkansas 3	74,835
2003	LSU 34, Georgia 13	74,913
2004	Auburn 38, Tennessee 28	74,892
2005	Georgia 34, LSU 14	73,717
2006	Florida 38, Arkansas 28	73,374
2007	LSU 21, Tennessee 14	73,832
2008	Florida 31, Alabama 20	75,892
2009	Alabama 32, Florida 13	75,514
2010	Auburn 56, South Carolina 17	75,802
2011	LSU 42, Georgia 10	74,515
2012	Alabama 32, Georgia 28	75,624
2013	Auburn 59, Missouri 42	75,632
2014	Alabama 42, Missouri 13	73,526
2015	Alabama 29, Florida 15	75,320
2016	Alabama 54, Florida 16	74,632

Here's a chart of team history in the SEC Championship Game:

Team	Appearances	W-L	Pct.
Florida	12	7-5	.583
Alabama	11	7-4	.636
Auburn	5	3-2	.600
Georgia	5	2-3	.400
LSU	5	4-1	.800
Tennessee	5	2-3	.400
Arkansas	3	0-3	.000
Missouri	2	0-2	.000
Mississippi State	1	0-1	.000
South Carolina	1	0-1	.000

## SEC CHAMPIONSHIP GAME

### SEC CHAMPIONSHIP GAME RACE RECAPS

1992 - Both races decided before final weekend. Florida and Georgia (6-2 in the SEC) were co-champions in the Eastern Division. The Gators won the tie-breaker by virtue of a 26-24 win over the Bulldogs earlier in the season. Alabama (8-0) was the outright Western Division champion, even with a game against Auburn in the final weekend, which the Tide won, 17-0.

1993 - Both races decided before final weekend. Florida won the Eastern Division and Alabama won the Western Division. The Gators finished 1/2 game ahead of Tennessee (UT tied Alabama, 17-17). Alabama, at 5-2-1, finished two games ahead second-place Arkansas. Auburn was 8-0 in the SEC, but was ineligible for the conference title.

1994 - Both races decided before final weekend. Florida won the Eastern Division, finishing SEC play at 7-1, two games ahead of Tennessee. Alabama won the Western Division with an 8-0 SEC mark, three games ahead of Miss. State.

1995 - Both races decided before final weekend. Florida won the Eastern Division, finishing SEC play at 8-0, one game ahead of Tennessee. Arkansas won the Western Division with a 6-2 SEC mark, one game ahead of Auburn and Alabama.

1996 - Both races decided before final weekend. Florida won the Eastern Division, finishing SEC play at 8-0, one game ahead of Tennessee. Alabama won the Western Division with a 6-2 SEC mark, tying LSU. However, the Tide defeated the Tigers, 26-0, earlier in the year to win the tie-breaker.

1997 - Eastern Division race not finalized until after the final weekend. Tennessee defeated Vanderbilt, 17-10, to win the division on the final weekend. Tennessee, at 7-1 in the SEC, finished one game ahead of Georgia and Florida. Auburn had won the Western Division with a 6-2 SEC mark, tying LSU. However, Auburn defeated LSU, 31-28, earlier in the year to win the tie-breaker.

1998 - Western Division race not finalized until after the final weekend. Miss. State defeated Ole Miss, 28-6, on Thanksgiving night, to win division on final weekend. Arkansas and Miss. State finished in tie for the division title. However, Miss. State defeated Arkansas, 22-21, earlier that season to win the tie-breaker. Arkansas defeated LSU 41-14 on the final weekend, but when State defeated Ole Miss, the chase for the Championship Game had been won. Tennessee had clinched the Eastern Division before the final weekend and defeated Vanderbilt, 41-0, to finish the SEC at 8-0.

1999 - Both races decided before final weekend. Florida won the Eastern Division, finishing SEC play at 7-1, one game ahead of Tennessee. Alabama won the Western Division with a 7-1 SEC mark, one game ahead of Miss. State.

2000 - Both races decided before final weekend. Florida won the Eastern Division, finishing SEC play at 7-1, two games ahead of South Carolina, Georgia and Tennessee. Auburn won the Western Division with a 6-2 SEC mark, one game ahead of LSU. LSU lost to Arkansas in the final weekend, 14-3. Even if the Tigers would have beaten the Razorbacks, Auburn would have won the tie-breaker over LSU due to a 34-17 win earlier in the season.

2001 - Both races go down to the final weekend. Due to game postponements on Sept. 15, games were rescheduled for Dec. 1. On that weekend, Tennessee defeated Florida, 34-32, in Gainesville, and LSU defeated Auburn, 27-14, in Baton Rouge, to clinch berths in the SEC Championship Game. The Vols won the East with a 7-1 mark while LSU had a 5-3 mark and tied with Auburn for the West, but won the head-to-head tiebreaker.

2002 - Western division race not finalized until after the final weekend. Georgia clinched the Eastern Division championship on Nov. 16 after defeating Auburn, 24-21, in Auburn. The 7-1 Bulldogs finish one game ahead of Florida, which was 6-2. Arkansas wins the Western Division on the season's final weekend, defeating LSU, 21-20, in Little Rock on Nov. 29. The Razorbacks, LSU Tigers and Auburn Tigers are tied at 5-3 but Arkansas wins the head-to-head tiebreakers.

2003 - Both races decided on final weekend. Tennessee defeats Kentucky, 20-7, to force a three-way tie for Eastern Division championship between Vols, Georgia and Florida. Using tie-breaker involving the BCS standings, Georgia has the highest BCS ranking and has defeated Tennessee (next highest ranking) during regular season to secure SEC Championship Game berth. LSU defeats Arkansas, 55-24, and Ole Miss beats Mississippi State, 31-0, to force a tie for the Western Division championship. LSU's 17-14 win over Ole Miss the week before earns the Tigers the Western Division berth.

2004 - Auburn clinches berth in the SEC Championship Game on Oct. 30, tying the earliest since the game began in 1992 (Alabama, 1993). The Tigers (8-0) finish two games ahead in the standings of second-place LSU (6-2). Tennessee clinches berth as Eastern Division representative with 38-33 win against Vanderbilt on Nov. 20. The Vols (7-1) would win their next game on the following weekend against Kentucky to claim the division title outright. Georgia was second in the Western Division with a 6-2 mark.

2005 - Georgia (6-2) clinched Eastern Division Championship with a 45-13 win over Kentucky on Nov. 19. The Bulldogs finish one full game ahead of South Carolina and Florida in the standings. LSU clinched Western Division title with a 19-17 win over Arkansas on Nov. 25. The Tigers finished tied for the Western Division title (7-1), but defeated Auburn, 20-17, on Oct. 22, to win the tie-breaker.

2006 - Florida (7-1) clinched Eastern Division Championship and berth in the SEC Championship Game on Nov. 4, by defeating Vanderbilt, 25-19. Arkansas clinched the Western Division title and SEC Championship Game berth with a 28-14 win over Mississippi State on Nov. 18.

2007 - LSU (6-2) clinched Western Division berth in the SEC Championship Game on Week 11 after Alabama and Auburn both lose. Tennessee (6-2) gets Eastern Division berth with 52-50 four-overtime victory over Kentucky in Week 13. The Vols win the tie-breaker with Georgia (6-2), defeating the Bulldogs 35-14 in Week 6.

2008 - Alabama (8-0) clinched Western Division berth in SEC Championship Game on Week 11 (Nov. 1) after defeating LSU, 27-21. Florida (7-1) clinched Eastern Division berth in SEC Championship Game on Week 12 (Nov. 8) after defeating Vanderbilt, 42-14.

2009 - Florida (8-0) clinched Eastern Division berth in SEC Championship Game on Week 9 (Oct. 31) after defeating Georgia, 41-17. Alabama (8-0) clinched Western Division berth in SEC Championship Game on Week 11 (Nov. 14) after defeating Mississippi State, 31-3.

2010 - Both spots in the SEC Championship Game were clinched on Week 11 (Nov. 13). Auburn (8-0) clinched Western Division berth with a 49-31 win against Georgia. South Carolina (5-3) clinched Eastern Division berth with a 36-14 win against Florida.

2011 - Georgia (7-1) clinched a berth in the SEC Championship Game in Week 12 (Nov. 19) with a 19-10 win over Kentucky while LSU (8-0) clinched its berth in Week 13 (last weekend of the regular season) with a 41-17 win over Arkansas.

2012 - Georgia (7-1) clinched a berth in the SEC Championship Game in Week 11 (Nov. 10) with a 38-0 win over Auburn. Alabama clinched a berth in the SEC Championship Game in Week 13 (Nov. 24) with a 49-0 win over Auburn.

2013 - For the first time since 2003, both races were determined on the final weekend. Auburn (7-1) clinched a berth in the SEC Championship Game with a dramatic 34-28 win off a 109-yard missed field goal return for a touchdown on the game's final play at Auburn. SEC newcomer Missouri (7-1) clinched a berth in the SEC Championship Game with a 28-21 home win over Texas A&M.

2014 - For the second straight season, both divisional races were determined on the final weekend. Missouri won the SEC East outright by closing the season with three straight SEC wins, including two on the road for their second straight trip to Atlanta. Alabama won the Western Division outright as well, with Ole Miss defeating Mississippi State in the Egg Bowl, while Alabama topped Auburn in the Iron Bowl.

2015 - Florida (7-1) won the Eastern Division, clinching a spot after defeating Vanderbilt on Nov. 7. Alabama (7-1) claimed the Western Division with a victory over Auburn in the Iron Bowl on the final day of the regular season. It was the fourth straight season where the Western Champion was the Iron Bowl winner.

2016 - Florida (6-2) won the Eastern Division, clinching a spot after defeating LSU in Baton Rouge on Nov. 19. Alabama claimed the Western Division with a victory over Mississippi State on Nov. 12. This marked the first time since 2010 that saw the SEC Championship Game set prior to the final weekend of the regular season.

### SEC CHAMPIONSHIP GAME RACE RECAP

The earliest a berth has been clinched in the SEC Championship Game is Oct. 30 (Auburn, 2004, & Alabama, 1993).

In 16 of 50 divisional races (including 2016), a championship game berth has not been decided until the weekend prior to the SEC Championship Game. That occurred in 1997 (Tennessee), 1998 (Mississippi State), 2001 (Tennessee and LSU), 2002 (Arkansas), 2003 (Georgia and LSU), 2005 (LSU), 2007 (Tennessee), 2011 (LSU), 2012 (Alabama), 2013 (Auburn and Missouri), 2014 (Alabama and Missouri) and 2015 (Alabama).

# 2017 SEC Football

## 2016 SEC FOOTBALL CHAMPIONSHIP GAME

### 2016 SEC CHAMPIONSHIP GAME

The 25th annual SEC Football Championship Game was played on Dec. 3 at the Georgia Dome in Atlanta, with Alabama claiming a 54-16 victory over Florida and the No. 1 seed in the College Football Playoff.

The game drew a capacity crowd of 74,632 and had a 6.6/15 television rating for CBS Sports, the highest rated conference championship game in the nation, and second highest rated game of the entire 2016 college football season nationally.

The 2009 SEC Championship Game earned a 11.8 rating and a 24 share, the highest rated SEC Championship Game in history.

The game was played in Birmingham's Legion Field in 1992 and 1993 and moved to the Georgia Dome in 1994.

The Championship Game has drawn 23 capacity crowds in its 25-year history. Only 1993 (Birmingham) and 1995 (Atlanta) were not sellouts.

Year	Score	Attendance
1992	Alabama 28, Florida 21	83,091
1993	Florida 28, Alabama 13	76,345
1994	Florida 24, Alabama 23	74,751
1995	Florida 34, Arkansas 3	71,325
1996	Florida 45, Alabama 30	74,132
1997	Tennessee 30, Auburn 29	74,896
1998	Tennessee 24, Miss. State 14	74,795
1999	Alabama 34, Florida 7	71,500
2000	Florida 28, Auburn 6	73,427
2001	LSU 31, Tennessee 20	74,843
2002	Georgia 30, Arkansas 3	74,835
2003	LSU 34, Georgia 13	74,913
2004	Auburn 38, Tennessee 28	74,892
2005	Georgia 34, LSU 14	73,717
2006	Florida 38, Arkansas 28	73,374
2007	LSU 21, Tennessee 14	73,832
2008	Florida 31, Alabama 20	75,892
2009	Alabama 32, Florida 13	75,514
2010	Auburn 56, South Carolina 17	75,802
2011	LSU 42, Georgia 10	74,515
2012	Alabama 32, Georgia 28	75,624
2013	Auburn 59, Missouri 42	75,632
2014	Alabama 42, Missouri 13	73,526
2015	Alabama 29, Florida 15	75,320
2016	Alabama 54, Florida 16	74,632

### 2016 SEC FOOTBALL CHAMPIONSHIP GAME

Alabama 54, Florida 16

Dec. 3, 2016 • Georgia Dome (74,632) • Atlanta, Ga.

Alabama.....	16	17	7	14	-54	Record: (13-0, 8-0)
Florida.....	9	7	0	0	-16	Record: (8-4, 6-2)

#### Scoring Summary:

1st	09:51 UF - A. Callaway 5 yd TD PASS from A. Appleby (KICK by E. Pineiro), 10-64 5:09 0-7
1st	06:58 UA - Adam Griffith 31 yd FG 4--1 0:58 3-7
1st	05:06 UA - M. Fitzpatrick 44 yd TD INT (KICK by Adam Griffith), 10-7
1st	01:42 UA - Josh Jacobs 27 yd TD PUNT 16-7
1st	01:42 UF - D. Reese 98 yd PAT 16-9
2nd	11:55 UA - Gehrig Dieter 6 yd TD PASS from Jalen Hurts (KICK by Adam Griffith), 7-88 2:58 23-9
2nd	06:27 UA - Adam Griffith 25 yd FG 7-36 2:01 26-9
2nd	03:47 UA - Josh Jacobs 6 yd TD RUSH (KICK by Adam Griffith), 5-62 1:43 33-9
2nd	00:19 UF - D. Goolsby 25 yd TD PASS from A. Appleby (KICK by E. Pineiro), 10-92 3:23 33-16
3rd	03:32 UA - Bo Scarbrough 2 yd TD RUSH (KICK by Adam Griffith), 8-98 3:16 40-16
4th	09:15 UA - Bo Scarbrough 1 yd TD RUSH (KICK by Adam Griffith), 15-91 7:34 47-16
4th	03:48 UA - Derrick Gore 10 yd TD RUSH (KICK by A. Pappanastos), 4-21 2:24 54-16

	Alabama	Florida
Total Yds	372	261
Rush Yds	234	0
Pass Yds	138	261
Penalties	2-14	7-53
1st Downs	18	16
3rd Downs	5-10	7-16
4th Downs	0-0	0-2
Total Plays	58	69
Avg Yds/Play	6.4	3.8
Red Zone	7-7	1-2
Time of Poss	24:52	35:08
Turnovers	0	3
Pts Off Turns	17	0
Fumbles-Lost	1-0	1-0
Sacks	4	2
TFL	9	7

Full Game Statistics: <http://archive.statbroadcast.com/155317.html>

MVP: Alabama LB Reuben Foster was named the MVP. He becomes the fourth defensive player to take home MVP honors and first linebacker. He joins DBs Antonio Langham, Alabama in 1992 and Tyrann Mathieu, LSU in 2011 and DT Ellis Johnson, Florida 1994 as the only defensive players. Foster finished with 11 tackles, 2.5 TFLs including two sacks which tied the championship game record.

#### NOTES

- Alabama won its seventh SEC Championship Game, fifth in a row, and 26th overall conference title. The Crimson Tide are 7-4 in the title game, matching Florida for the most wins in championship game history. Florida drops to 7-5 in the title game, having lost its last three.
- Alabama has won the last three championship games, the longest streak since Florida won four consecutive from 1993-96.
- Tonight's game marked the ninth championship game meeting between Alabama and Florida. The Crimson Tide now lead 5-4.
- The Western Division has won the last eight championship games and nine of the last 10 to improve to 14-11 overall. Alabama has five titles during the win streak with Auburn two and LSU one.
- Alabama coach Nick Saban improves to 7-1 in the title game, going 5-1 with the Crimson Tide and 2-0 at LSU.

#### SEC CHAMPIONSHIP GAME HISTORY

Team	App.	Record	Titles
Florida	12	7-5 (.583)	7 (1993, 1994, 1995, 1996, 2000, 2006, 2008)
Alabama	11	7-4 (.636)	7 (1992, 1999, 2009, 2012, 2014, 2015, 2016)
Auburn	5	3-2 (.600)	3 (2004, 2010, 2013)
Georgia	5	2-3 (.400)	2 (2002, 2005)
LSU	5	4-1 (.800)	4 (2001, 2003, 2007, 2011)
Tennessee	5	2-3 (.400)	2 (1997, 1998)
Arkansas	3	0-3 (.000)	
Missouri	2	0-2 (.000)	
Mississippi State	1	0-1 (.000)	
South Carolina	1	0-1 (.000)	

### SOUTHEASTERN CONFERENCE ANNOUNCES 2017 FOOTBALL LEGENDS CLASS

BIRMINGHAM, Ala. (Oct. 10, 2017) – The Southeastern Conference on Tuesday announced its 2017 SEC Football Legends class, a collection of former football stand-outs who will be honored at events surrounding the SEC Football Championship Game in Atlanta in December.

The 2017 Football Legends Class includes 14 former stars who excelled on the grid-iron and helped write the rich history of the sport at their respective institutions. This year's class includes All-Americans, All-SEC selections and Academic All-Americans. The group represents teams that won National and SEC Championships and are represented in state, school and college football halls of fame.

The class will be honored at the 2017 SEC Football "Weekend of Champions" Dec. 1-2 in Atlanta, Ga. The annual SEC Legends Dinner presented by AT&T will be held Fri., Dec. 1 at the Hyatt Regency in Atlanta and the group will also be recognized prior to the SEC Football Championship Game, which will be held at the new Mercedes-Benz Stadium on Sat., Dec. 2.

Below is a listing and biographies of the 2017 SEC Football Legends:

### 2017 SEC FOOTBALL LEGEND BIOGRAPHIES

#### **ALABAMA – Gene Stallings, Head Coach, 1990-96**

Gene Stallings served as the head coach at Alabama from 1990-96. He led the Crimson Tide to the National Championship as well as the Southeastern Conference title in 1992, and won four SEC Western Division titles along with five bowl victories and four top-10 final national rankings. Under Stallings' direction, Alabama posted a 28-game winning streak which spanned the 1991-93 seasons. In 1992, he was the National Coach of the Year, the AFCA Coach of the Year, the Paul Bryant Coach of the Year and the SEC Coach of the Year, an honor he earned twice at Alabama. Overall, Stallings led the Tide to an on-field record of 70-16-1. The legendary coach was enshrined in the College Football Hall of Fame as part of the 2010 class. Stallings became the 22nd member of the Alabama family to be inducted in the Hall of Fame.

#### **ARKANSAS – Dan Hampton, Defensive Tackle, 1975-78**

Arkansas defensive tackle Dan Hampton was a four-year letterman from 1975-78 and a three-year starter as well as a two-time All-Conference selection. Arkansas produced a 35-10-2 record during Hampton's career, including a mark of 22-8-1 in Southwest Conference play. He totaled 239 tackles in his career, with 32 behind the line of scrimmage, while recovering six fumbles. Hampton was a first-team All-American in 1978, and he helped Arkansas to a No. 3 national finish after winning the 1978 Orange Bowl. During his senior campaign in 1978, he was named the SWC Defensive Player of the Year and earned first-team All-SWC honors. Hampton also earned the SWC Player of the Year award from the Houston Post for his senior season. A first-round draft pick of the Chicago Bears, he played in the NFL for 12 seasons and became one of only two Bears' players to play in three decades for the team. Hampton finished third on the team's all-time career sacks list with 82 and earned All-Pro honors five times.

#### **AUBURN – Carlos Rogers, Defensive Back, 2001-04**

Auburn defensive back Carlos Rogers was a consensus All-American, a first-team All-SEC recipient and winner of the Jim Thorpe Award during his senior season in 2004 while helping lead Auburn to a perfect 13-0 record and an SEC Championship. A native of Augusta, Ga., Rogers helped Auburn's defense lead the nation in scoring defense in 2004 while being named a finalist for the Bronko Nagurski Award and a semifinalist for the Chuck Bednarik Award. He started 44 games over his four-year career with 182 tackles and seven interceptions, and holds the Auburn career record with 40 pass deflections. Rogers was selected ninth overall in the 2005 NFL Draft, making him the highest drafted defensive back in Auburn history. He played 10 years in the NFL from 2005-14, with stints with the Washington Redskins (2005-10), San Francisco 49ers (2011-13) and Oakland Raiders (2014).

#### **FLORIDA – Danny Wuerffel, Quarterback, 1993-96**

Florida quarterback Danny Wuerffel was one of the most decorated players in Florida's football history. A key member of the Gators' teams that won four consecutive Southeastern Conference titles between 1993 and 1996, Wuerffel graduated from Florida with a bachelor's degree in public relations and was inducted into the University of Florida Athletic Hall of Fame in 2006. In addition, that same year, he was inducted into the Gator Football Ring of Honor alongside his former coach Steve Spurrier and former Gators Jack Youngblood and Emmitt Smith. A first-team All-American in 1995 and 1996, Wuerffel finished his career with 10,875 passing yards and 114 touchdown passes, which was the best in SEC history and the second-most in major college football history. The 1996 National Champion and Heisman Trophy winner was inducted into the College Football Hall of Fame in 2013.

#### **GEORGIA – Roland "Champ" Bailey, Defensive Back, 1996-98**

Georgia defensive back Roland "Champ" Bailey was a consensus All-American performer on offense, defense and special teams for the Bulldogs. A workhorse player, Bailey played more than 1,000 plays during his junior season in 1998, including more than 100 plays in seven different games. The All-Southeastern Conference selection was named winner of the Bronko Nagurski Award as the nation's top defensive player and was a consensus All-American selection. Bailey was drafted by the Washington Redskins in the first round of the 1999 NFL draft and was a 12-time Pro Bowl selection from 2000-2013 as a member of the Redskins and the Denver Broncos. He was named a member of the Football Writers Association of America 75th Anniversary All-America first team in 2015.

#### **KENTUCKY – Nate Northington, Defensive Back, 1966-67**

Kentucky defensive back Nate Northington became the first African-American to participate in a varsity football contest in the Southeastern Conference on September 30, 1967. 2017 marks the 50th anniversary of the year Northington integrated SEC Football. He and fellow African-American Greg Page entered UK in 1966 and were stars on the Wildcat freshman team. They were expected to make major contributions to the varsity as sophomores; however, Page sustained a neck injury in practice in August 1967, and passed away in September. Northington played his first varsity game against Indiana on Sept. 23, 1967; one week later, he made his debut in an SEC game vs. Ole Miss. He eventually left UK but encouraged the team's African-American freshmen, Wilbur Hackett and Houston Hogg, to stay at UK and continue his and Page's trailblazing legacy.



## 2017 SEC FOOTBALL LEGENDS CLASS

### LSU – Glenn Dorsey, Defensive Tackle, 2004-07

LSU defensive tackle Glenn Dorsey is the most decorated defensive player in school history. As a senior in 2007, Dorsey captured the Lombardi, Outland, Nagurski and Lott Trophies, becoming the first LSU player in history to win any of those awards. He was often double-, and sometimes triple-teamed by opposing offensive lines. A two-time first-team All-America as both a junior and senior, Dorsey opted to return to LSU for his senior season, despite being projected as a first-round NFL draft pick following his junior campaign. He led the Tigers to the SEC and National Championship that season. He finished his career by playing in 52 games for the Tigers with 31 starts while totaling 179 tackles, including 27 for losses and 13 quarterback sacks. Dorsey was chosen with the fifth overall pick by the Kansas City Chiefs in the 2008 NFL Draft, becoming the 31st player in LSU history to be selected in the first round.

### OLE MISS – Terrence Metcalf, Offensive Line, 1997, 1999-2001

Ole Miss offensive lineman Terrence Metcalf was one of the best offensive linemen ever to suit up in the Rebel Red and Blue. Metcalf was a consensus All-American in 2001 after receiving first-team honors from Walter Camp, the American Football Coaches Association, Football News and the All-America Football Foundation. He was selected the 2001 SEC Most Valuable Lineman and played in the 2002 Senior Bowl. The Clarksdale, Mississippi, native was a four-year starter, a two-time All-SEC choice and a two-time All-America selection as a left guard and left tackle. He helped Ole Miss to three bowl appearances before being taken in the third round of the 2002 NFL Draft and playing seven seasons with the Chicago Bears. He is now coaching at Pearl River Community College, and his son D.K. is a wide receiver on the Ole Miss team.

### MISSISSIPPI STATE - Floyd "Pork Chop" Womack, Offensive Line, 1997-2000

Mississippi State offensive lineman Floyd "Pork Chop" Womack is one of the greatest offensive linemen in MSU history, starting in 31 games at tackle. The 2000 season saw him earn first-team Associated Press All-America and All-Southeastern Conference honors. Womack was a member of three Mississippi State bowl teams as well as the school's only SEC Western Division championship team in 1998. A fourth-round NFL draft pick in 2001, he went on to play in the NFL for 11 seasons for the Seattle Seahawks, Cleveland Browns and Arizona Cardinals. Womack started 71 NFL games before retiring at the end of the 2011 season.

### MISSOURI – Brad Smith, Quarterback, 2002-05

Missouri quarterback Brad Smith helped lead the Mizzou program to national prominence in his record-setting quarterback career, as he left holding 69 school, conference and NCAA game, season and career records. Smith became the first player in NCAA Division I-A history to throw for 8,000 yards and rush for 4,000 yards in a career, and he broke the NCAA record for most career rushing yards by a quarterback. He led Mizzou to a pair of bowl games in 2003 and 2005, as well as 25 wins in four years as a starter. Smith was an outstanding student as he was named a finalist for the prestigious Draddy Award, also known as the Academic Heisman, and was named a National Football Foundation Scholar-Athlete. He was a fourth-round pick by the New York Jets in the 2006 NFL Draft, and played in 104 games over nine seasons with the Jets, Buffalo Bills and Philadelphia Eagles before retiring after the 2014 season.

### SOUTH CAROLINA – John Abraham, Outside Linebacker, 1996-99

South Carolina outside linebacker John Abraham was a high school track star who played just one season of prep football, but was nonetheless recruited to play for head coach Brad Scott at South Carolina. The outside linebacker led the Gamecocks in quarterback sacks each of his four seasons, amassing 23.5 sacks in his career, the fourth-highest total in school history. Abraham earned All-Southeastern Conference honors his senior season and went on to become a first-round pick by the New York Jets in 2000, the 13th selection overall. He logged 15 seasons in the NFL with the Jets, Atlanta Falcons and Arizona Cardinals, earning five trips to the Pro Bowl. The four-time All-Pro selection is the Falcons' all-time career leader in quarterback sacks.

### TENNESSEE – Chad Clifton, Offensive Line, 1995-99

Tennessee offensive lineman Chad Clifton, who hails from Martin, Tennessee, enjoyed an All-SEC career for the Volunteers from 1995-99. After using his redshirt in 1995, Clifton emerged as a fixture on the Vols' offensive line, earning All-SEC honors in 1997 and 1998 and Sporting News All-American honors as a senior in 1999. UT went 43-7 with SEC titles in 1997 and 1998 and one national title in 1998 during his four-year playing career at Rocky Top. In the summer of 2016, Clifton was inducted into the Green Bay Packers Hall of Fame in honor of his outstanding 12-year, 165-game NFL career with the Packers, who selected him the second round of the 2000 NFL Draft with the 44th overall pick. He was a two-time Pro Bowl selection (2007, 2010) and a member of the Packers' Super Bowl XLV champion team.

### TEXAS A&M – Dave Elmendorf, Defensive Back, 1968-70

Texas A&M defensive back Dave Elmendorf earned All-America honors in football as a defensive back and in baseball as an outfielder, as well as being a CoSIDA Academic All-American. Elmendorf was drafted out of high school by the Atlanta Braves, but he chose to attend Texas A&M. He lettered three years in football and earned All-SWC honors twice while earning All-America honors in 1971. Elmendorf started for the Aggie baseball team four years, earning All-SWC honors three times and All-America honors in 1971. He was drafted by the LA Rams in football and the New York Yankees in baseball following his graduation, and chose the NFL. Elmendorf played nine seasons for the Rams and was named to the All-Rookie team in 1971 as a defensive back. He earned All-NFC honors in 1974 and second-team All-Pro in 1975. Elmendorf was named to the College Football Hall of Fame in 1997.

### VANDERBILT – Don Orr, Quarterback/Safety, 1954-56

Vanderbilt quarterback/safety Don Orr helped lead Vanderbilt to the school's first-ever bowl game in the 1955 Gator Bowl. Orr overcame polio as a child to excel in athletics, eventually playing for the Commodores from 1954-56. After missing much of his sophomore season due to injury, he earned the starting quarterback position his junior year while doubling as a safety on defense. It was that year that Orr led Vanderbilt to an 8-3 record and the Commodores' first-ever bowl trip. His senior season, he served as team captain and was invited to play in the North-South All-Star Game. Orr was drafted by the Chicago Bears, but he chose to enlist in the Army. He eventually found his way back to football as an SEC official for 10 years and an NFL official for 25 seasons, officiating three Super Bowls.



# 2017 SEC Football

## 2018 SEC FOOTBALL WEEKLY CONFERENCE SCHEDULE

### Sept. 1

Alabama vs. Louisville (Orlando)  
 Eastern Illinois at Arkansas  
 Auburn vs. Washington (Atlanta)  
 Charleston Southern at Florida  
 Austin Peay at Georgia  
 Central Michigan at Kentucky  
 Ole Miss vs. Texas Tech (Houston)  
 Stephen F. Austin at Mississippi State  
 UT Martin at Missouri  
 Coastal Carolina at South Carolina  
 Tennessee vs. West Virginia (Charlotte)  
 Northwestern State at Texas A&M  
 Middle Tennessee at Vanderbilt

### Sept. 2

LSU vs. Miami (Arlington)

### Sept. 8

Arkansas State at Alabama  
 Arkansas at Colorado State  
 Alabama State at Auburn  
 Kentucky at Florida  
 Southeastern Louisiana at LSU  
 Southern Illinois at Ole Miss  
 Mississippi State at Kansas State  
 Wyoming at Missouri  
 Georgia at South Carolina  
 East Tennessee State at Tennessee  
 Clemson at Texas A&M  
 Nevada at Vanderbilt

### Sept. 15

North Texas at Arkansas  
 LSU at Auburn  
 Colorado State at Florida  
 Middle Tennessee at Georgia  
 Murray State at Kentucky  
 Alabama at Ole Miss  
 Louisiana-Lafayette at Mississippi State  
 Missouri at Purdue  
 Marshall at South Carolina  
 UTEP at Tennessee  
 Louisiana-Monroe at Texas A&M  
 Vanderbilt at Notre Dame

### Sept. 22

Texas A&M at Alabama  
 Arkansas at Auburn  
 Mississippi State at Kentucky  
 Louisiana Tech at LSU  
 Kent State at Ole Miss  
 Georgia at Missouri

Florida at Tennessee

South Carolina at Vanderbilt

### Sept. 29

Louisiana-Lafayette at Alabama  
 Arkansas vs. Texas A&M (Arlington)  
 Southern Mississippi at Auburn  
 Tennessee at Georgia  
 South Carolina at Kentucky  
 Ole Miss at LSU  
 Florida at Mississippi State  
 Tennessee State at Vanderbilt

### Oct. 6

Alabama at Arkansas  
 LSU at Florida  
 Vanderbilt at Georgia  
 Louisiana-Monroe at Ole Miss  
 Auburn at Mississippi State  
 Missouri at South Carolina  
 Kentucky at Texas A&M

### Oct. 13

Missouri at Alabama  
 Ole Miss at Arkansas  
 Tennessee at Auburn  
 Georgia at LSU  
 Texas A&M at South Carolina  
 Florida at Vanderbilt

### Oct. 20

Tulsa at Arkansas  
 Vanderbilt at Kentucky  
 Mississippi State at LSU  
 Auburn at Ole Miss  
 Memphis at Missouri  
 Alabama at Tennessee

### Oct. 27

Vanderbilt at Arkansas  
 Florida vs. Georgia (Jacksonville)  
 Texas A&M at Mississippi State  
 Kentucky at Missouri  
 Tennessee at South Carolina

### Nov. 3

Texas A&M at Auburn  
 Missouri at Florida  
 Georgia at Kentucky  
 Alabama at LSU  
 South Carolina at Ole Miss  
 Louisiana Tech at Mississippi State  
 UNC-Charlotte at Tennessee

### Nov. 10

Mississippi State at Alabama  
 LSU at Arkansas  
 South Carolina at Florida  
 Auburn at Georgia  
 Vanderbilt at Missouri  
 Kentucky at Tennessee  
 Ole Miss at Texas A&M

### Nov. 17

Citadel at Alabama  
 Liberty at Auburn  
 Idaho at Florida  
 UMass at Georgia  
 Middle Tennessee at Kentucky  
 Rice at LSU  
 Arkansas at Mississippi State  
 UT-Chattanooga at South Carolina  
 Missouri at Tennessee  
 UAB at Texas A&M  
 Ole Miss at Vanderbilt

### Nov. 22 (Thursday)

Mississippi State at Ole Miss

### Nov. 24

Auburn at Alabama  
 Florida at Florida State  
 Georgia Tech at Georgia  
 Kentucky at Louisville  
 Arkansas at Missouri  
 South Carolina at Clemson  
 LSU at Texas A&M  
 Tennessee at Vanderbilt

### Dec. 1

SEC Football Championship (Atlanta)

*Tentative and subject to change*

# 2017 SEC Football

## 2018 SEC FOOTBALL TEAM-BY-TEAM CONFERENCE SCHEDULE

### ALABAMA

Sept. 1 vs. Louisville (Orlando)  
 Sept. 8 ARKANSAS STATE  
 Sept. 15 at Ole Miss  
 Sept. 22 TEXAS A&M  
 Sept. 29 LOUISIANA-LAFAYETTE  
 Oct. 6 at Arkansas  
 Oct. 13 MISSOURI  
 Oct. 20 at Tennessee  
 Oct. 27 Open Date  
 Nov. 3 at LSU  
 Nov. 10 MISSISSIPPI STATE  
 Nov. 17 CITADEL  
 Nov. 24 AUBURN

### ARKANSAS

Sept. 1 EASTERN ILLINOIS  
 Sept. 8 at Colorado State  
 Sept. 15 NORTH TEXAS  
 Sept. 22 at Auburn  
 Sept. 29 vs. Texas A&M (Arlington)  
 Oct. 6 ALABAMA  
 Oct. 13 OLE MISS  
 Oct. 20 TULSA  
 Oct. 27 VANDERBILT  
 Nov. 3 Open Date  
 Nov. 10 LSU  
 Nov. 17 at Mississippi State  
 Nov. 24 at Missouri  
 SEC home game in Little Rock to be determined

### AUBURN

Sept. 1 vs. Washington (Atlanta)  
 Sept. 8 ALABAMA STATE  
 Sept. 15 LSU  
 Sept. 22 ARKANSAS  
 Sept. 29 SOUTHERN MISS  
 Oct. 6 at Mississippi State  
 Oct. 13 TENNESSEE  
 Oct. 20 at Ole Miss  
 Oct. 27 Open Date  
 Nov. 3 TEXAS A&M  
 Nov. 10 at Georgia  
 Nov. 17 LIBERTY  
 Nov. 24 at Alabama

### FLORIDA

Sept. 1 CHARLESTON SOUTHERN  
 Sept. 8 KENTUCKY  
 Sept. 15 COLORADO STATE  
 Sept. 22 at Tennessee  
 Sept. 29 at Mississippi State  
 Oct. 6 LSU  
 Oct. 13 at Vanderbilt  
 Oct. 20 Open Date  
 Oct. 27 vs. Georgia (Jacksonville)  
 Nov. 3 MISSOURI  
 Nov. 10 SOUTH CAROLINA  
 Nov. 17 IDAHO  
 Nov. 24 at Florida State

### GEORGIA

Sept. 1 AUSTIN PEAY  
 Sept. 8 at South Carolina  
 Sept. 15 MIDDLE TENNESSEE  
 Sept. 22 at Missouri  
 Sept. 29 TENNESSEE  
 Oct. 6 VANDERBILT  
 Oct. 13 at LSU  
 Oct. 20 Open Date  
 Oct. 27 vs. Florida (Jacksonville)

Nov. 3 at Kentucky  
 Nov. 10 AUBURN  
 Nov. 17 UMASS  
 Nov. 24 GEORGIA TECH

### KENTUCKY

Sept. 1 CENTRAL MICHIGAN  
 Sept. 8 at Florida  
 Sept. 15 MURRAY STATE  
 Sept. 22 MISSISSIPPI STATE  
 Sept. 29 SOUTH CAROLINA  
 Oct. 6 at Texas A&M  
 Oct. 13 Open Date  
 Oct. 20 VANDERBILT  
 Oct. 27 at Missouri  
 Nov. 3 GEORGIA  
 Nov. 10 at Tennessee  
 Nov. 17 MIDDLE TENNESSEE  
 Nov. 24 at Louisville

### LSU

Sept. 2 vs. Miami (Arlington)  
 Sept. 8 SOUTHEASTERN LOUISIANA  
 Sept. 15 at Auburn  
 Sept. 22 LOUISIANA TECH  
 Sept. 29 OLE MISS  
 Oct. 6 at Florida  
 Oct. 13 GEORGIA  
 Oct. 20 MISSISSIPPI STATE  
 Oct. 27 Open Date  
 Nov. 3 ALABAMA  
 Nov. 10 at Arkansas  
 Nov. 17 RICE  
 Nov. 24 at Texas A&M

### OLE MISS

Sept. 1 vs. Texas Tech (Houston)\*  
 Sept. 8 SOUTHERN ILLINOIS  
 Sept. 15 ALABAMA  
 Sept. 22 KENT STATE  
 Sept. 29 at LSU  
 Oct. 6 LOUISIANA-MONROE  
 Oct. 13 at Arkansas  
 Oct. 20 AUBURN  
 Oct. 27 Open Date  
 Nov. 3 SOUTH CAROLINA  
 Nov. 10 at Texas A&M  
 Nov. 17 at Vanderbilt  
 Nov. 22 (Thu.) MISSISSIPPI STATE

\*date subject to change

### MISSISSIPPI STATE

Sept. 1 STEPHEN F. AUSTIN  
 Sept. 8 at Kansas State  
 Sept. 15 LOUISIANA-LAFAYETTE  
 Sept. 22 at Kentucky  
 Sept. 29 FLORIDA  
 Oct. 6 AUBURN  
 Oct. 13 Open Date  
 Oct. 20 at LSU  
 Oct. 27 TEXAS A&M  
 Nov. 3 LOUISIANA TECH  
 Nov. 10 at Alabama  
 Nov. 17 ARKANSAS  
 Nov. 22 (Thu.) at Ole Miss

### MISSOURI

Sept. 1 UT MARTIN  
 Sept. 8 WYOMING  
 Sept. 15 at Purdue  
 Sept. 22 GEORGIA  
 Sept. 29 Open Date

Oct. 6 at South Carolina  
 Oct. 13 at Alabama  
 Oct. 20 MEMPHIS  
 Oct. 27 KENTUCKY  
 Nov. 3 at Florida  
 Nov. 10 VANDERBILT  
 Nov. 17 at Tennessee  
 Nov. 24 ARKANSAS

### SOUTH CAROLINA

Sept. 1 COASTAL CAROLINA  
 Sept. 8 GEORGIA  
 Sept. 15 MARSHALL  
 Sept. 22 at Vanderbilt  
 Sept. 29 at Kentucky  
 Oct. 6 MISSOURI  
 Oct. 13 TEXAS A&M  
 Oct. 20 Open Date  
 Oct. 27 TENNESSEE  
 Nov. 3 at Ole Miss  
 Nov. 10 at Florida  
 Nov. 17 UT-CHATTANOOGA  
 Nov. 24 at Clemson

### TENNESSEE

Sept. 1 vs. West Virginia (Charlotte)  
 Sept. 8 EAST TENNESSEE STATE  
 Sept. 15 UTEP  
 Sept. 22 FLORIDA  
 Sept. 29 at Georgia  
 Oct. 6 Open Date  
 Oct. 13 at Auburn  
 Oct. 20 ALABAMA  
 Oct. 27 at South Carolina  
 Nov. 3 UNC-CHARLOTTE  
 Nov. 10 KENTUCKY  
 Nov. 17 MISSOURI  
 Nov. 24 at Vanderbilt

### TEXAS A&M

Sept. 1 NORTHWESTERN STATE  
 Sept. 8 CLEMSON  
 Sept. 15 LOUISIANA-MONROE  
 Sept. 22 at Alabama  
 Sept. 29 vs. Arkansas (Arlington)  
 Oct. 6 KENTUCKY  
 Oct. 13 at South Carolina  
 Oct. 20 Open Date  
 Oct. 27 at Mississippi State  
 Nov. 3 at Auburn  
 Nov. 10 OLE MISS  
 Nov. 17 UAB  
 Nov. 24 LSU

### VANDERBILT

Sept. 1 MIDDLE TENNESSEE  
 Sept. 8 NEVADA  
 Sept. 15 at Notre Dame  
 Sept. 22 SOUTH CAROLINA  
 Sept. 29 TENNESSEE STATE  
 Oct. 6 at Georgia  
 Oct. 13 FLORIDA  
 Oct. 20 at Kentucky  
 Oct. 27 at Arkansas  
 Nov. 3 Open Date  
 Nov. 10 at Missouri  
 Nov. 17 OLE MISS  
 Nov. 24 TENNESSEE

*Tentative and subject to change*



# 2018 SEC FOOTBALL SCHEDULE

(Tentative and Subject to Change)



Date Team	Sept. 1	Sept. 8	Sept. 15	Sept. 22	Sept. 29	Oct. 6	Oct. 13	Oct. 20	Oct. 27	Nov. 3	Nov. 10	Nov. 17	Nov. 24
ALABAMA	LOUISVILLE Orlando	ARKANSAS STATE Tuscaloosa	OLE MISS Oxford	TEXAS A&M Tuscaloosa	LOUISIANA-LAFAYETTE Tuscaloosa	ARKANSAS Fayetteville	MISSOURI Tuscaloosa	TENNESSEE Knoxville		LSU Baton Rouge	MISSISSIPPI STATE Tuscaloosa	CITADEL Tuscaloosa	AUBURN Tuscaloosa
ARKANSAS	EASTERN ILLINOIS Fayetteville	COLORADO STATE Fort Collins	NORTH TEXAS Fayetteville	AUBURN Auburn	TEXAS A&M Arlington	ALABAMA *TBD	OLE MISS *TBD	TULSA Fayetteville	VANDERBILT *TBD		LSU *TBD	MISSISSIPPI STATE Starkville	MISSOURI Columbia
AUBURN	WASHINGTON Atlanta	ALABAMA STATE Auburn	LSU Auburn	ARKANSAS Auburn	SOUTHERN MISS Auburn	MISSISSIPPI STATE Starkville	TENNESSEE Auburn	OLE MISS Oxford		TEXAS A&M Auburn	GEORGIA Athens	LIBERTY Auburn	ALABAMA Tuscaloosa
FLORIDA	CHARLESTON SOUTHERN Gainesville	KENTUCKY Gainesville	COLORADO STATE Gainesville	TENNESSEE Knoxville	MISSISSIPPI STATE Starkville	LSU Gainesville	VANDERBILT Nashville		GEORGIA Jacksonville	MISSOURI Gainesville	SOUTH CAROLINA Gainesville	IDAHO Gainesville	FLORIDA STATE Tallahassee
GEORGIA	AUSTIN PEAY Athens	SOUTH CAROLINA Columbia	MIDDLE TENNESSEE Athens	MISSOURI Columbia	TENNESSEE Athens	VANDERBILT Athens	LSU Baton Rouge		FLORIDA Jacksonville	KENTUCKY Lexington	AUBURN Athens	UMASS Athens	GEORGIA TECH Athens
KENTUCKY	CENTRAL MICHIGAN Lexington	FLORIDA Gainesville	MURRAY STATE Lexington	MISSISSIPPI STATE Lexington	SOUTH CAROLINA Lexington	TEXAS A&M College Station	VANDERBILT Lexington	VANDERBILT Lexington	MISSOURI Columbia	GEORGIA Lexington	TENNESSEE Knoxville	MIDDLE TENNESSEE Lexington	LOUISVILLE Louisville
LSU	MIAMI Arlington	SOUTHEASTERN LOUISIANA Baton Rouge	AUBURN Auburn	LOUISIANA TECH Baton Rouge	OLE MISS Baton Rouge	FLORIDA Gainesville	GEORGIA Baton Rouge	MISSISSIPPI STATE Baton Rouge		ALABAMA Baton Rouge	ARKANSAS Fayetteville	RICE Baton Rouge	TEXAS A&M College Station
OLE MISS	TEXAS TECH Houston	SOUTHERN ILLINOIS Oxford	ALABAMA Oxford	KENT STATE Oxford	LSU Baton Rouge	LOUISIANA-MONROE Oxford	ARKANSAS Fayetteville	AUBURN Oxford		SOUTH CAROLINA Oxford	TEXAS A&M College Station	VANDERBILT Nashville	MISSISSIPPI STATE Oxford (Nov. 22)
MISSISSIPPI STATE	STEPHEN F. AUSTIN Starkville	KANSAS STATE Manhattan	LOUISIANA-LAFAYETTE Starkville	KENTUCKY Lexington	FLORIDA Starkville	AUBURN Starkville		LSU Baton Rouge	TEXAS A&M Starkville	LOUISIANA TECH Starkville	ALABAMA Tuscaloosa	ARKANSAS Starkville	OLE MISS Oxford (Nov. 22)
MISSOURI	UT MARTIN Columbia	WYOMING Columbia	PURDUE West Lafayette	GEORGIA Columbia		SOUTH CAROLINA Columbia, S.C.	ALABAMA Tuscaloosa	MEMPHIS Columbia	KENTUCKY Columbia	FLORIDA Gainesville	VANDERBILT Columbia	TENNESSEE Knoxville	ARKANSAS Columbia
SOUTH CAROLINA	COASTAL CAROLINA Columbia	GEORGIA Columbia	MARSHALL Columbia	VANDERBILT Nashville	KENTUCKY Lexington	MISSOURI Columbia, S.C.	TEXAS A&M Columbia		TENNESSEE Columbia	OLE MISS Oxford	FLORIDA Gainesville	CHATTANOOGA Columbia	CLEMSON Clemson
TENNESSEE	WEST VIRGINIA Charlotte	EAST TENNESSEE STATE Knoxville	UTEP Knoxville	FLORIDA Knoxville	GEORGIA Athens		AUBURN Auburn	ALABAMA Knoxville	SOUTH CAROLINA Columbia	CHARLOTTE Knoxville	KENTUCKY Knoxville	MISSOURI Knoxville	VANDERBILT Nashville
TEXAS A&M	NORTHWESTERN STATE College Station	CLEMSON College Station	LOUISIANA-MONROE College Station	ALABAMA Tuscaloosa	ARKANSAS Arlington	KENTUCKY College Station	SOUTH CAROLINA Columbia		MISSISSIPPI STATE Starkville	AUBURN Auburn	OLE MISS College Station	UAB College Station	LSU College Station
VANDERBILT	MIDDLE TENNESSEE Nashville	NEVADA Nashville	NOTRE DAME South Bend	SOUTH CAROLINA Nashville	TENNESSEE STATE Nashville	GEORGIA Athens	FLORIDA Nashville	KENTUCKY Lexington	ARKANSAS Fayetteville		MISSOURI Columbia	OLE MISS Nashville	TENNESSEE Nashville

\*All Arkansas SEC home games to be played in Fayetteville with the exception of one SEC home game in Little Rock.

**2018 SEC CHAMPIONSHIP GAME • DECEMBER 1 • MERCEDES-BENZ STADIUM • ATLANTA, GA.**

# 2017 PRIMARY SEC FOOTBALL CONTACTS



## ALABAMA

Josh Maxson/ Director of Football Communications  
FAX: (205) 348-8841  
E-Mail: jmaxson@ia.ua.edu

**(205) 348-3631**

P.O. Box 870391  
Tuscaloosa, AL 35487-0391  
Internet: <http://www.rolltide.com>



## ARKANSAS

Patrick Pierson, Assistant AD/Communications  
FAX: (479) 575-7481  
E-Mail: pspiero@uark.edu

**(479) 387-8569**

Bud Walton Arena, 1240 W. Leroy Pond Dr.  
Fayetteville, AR 72701  
Internet: <http://www.ArkansasRazorbacks.com>



## AUBURN

Shelly Poe, Assistant AD/Media Relations (slp0019@auburn.edu)  
Kirk Sampson, Associate AD/Communications (kirk@auburn.edu)  
FAX: (334) 844-9807

**(334) 844-9800**

392 S. Donahue Drive  
Auburn, AL 36849  
Internet: <http://www.auburntigers.com>



## FLORIDA

Steve McClain, Senior Associate AD/Communications  
FAX: (352) 375-4809  
E-Mail: Stevem@gators.ufl.edu

**(352) 375-4683 ext. 6100**

P.O. Box 14485  
Gainesville, FL 32604-2485  
Internet: <http://www.FloridaGators.com>



## GEORGIA

Claude Felton, Sr. Associate AD/Sports Communications  
FAX: (706) 542-9339  
E-Mail: cfelton@sports.uga.edu

**(706) 542-1621**

P.O. Box 1472  
Athens, GA 30603-1472  
Internet: <http://www.georgiadogs.com>



## KENTUCKY

Susan Lax, Associate Director/Media Relations (Slax0@uky.edu)  
Tony Neely, Assistant AD/Media Relations (tneely@uky.edu)  
FAX: (859) 323-4310

**(859) 257-3838**

Joe Craft Center, 338 Lexington Avenue  
Lexington, KY 40506  
Internet: <http://www.UKathletics.com>



## LSU

Michael Bonnette, Associate AD/Sports Information  
FAX: (225) 578-1861  
E-Mail: mbonnet@lsu.edu

**(225) 578-8226**

LSU Athletic Administration Building  
Baton Rouge, LA 70803  
Internet: <http://www.LSUsports.net>



## OLE MISS

Kyle Campbell, Associate AD/Communications  
FAX: (662) 915-7006  
E-Mail: kyle@olemiss.edu

**(662) 915-7522**

908 All-American Drive  
University, MS 38677  
Internet: <http://www.OleMissSports.com>



## MISSISSIPPI STATE

Bill Martin, Associate AD/Communications  
FAX: (662) 325-2563  
E-Mail: bmartin@athletics.msstate.edu

**(662) 325-0967**

P.O. Box 5308  
Mississippi State, MS 39762  
Internet: <http://www.hailstate.com>



## MISSOURI

Chad Moller, Associate AD/Communications  
FAX: (573) 882-4720  
E-Mail: mollerc@missouri.edu

**(573) 882-0712**

Hearnes Center ; P.O. Box 677  
Columbia, MO 65205  
Internet: <http://www.mutigers.com>



## SOUTH CAROLINA

Steve Fink, Assistant AD/Media Relations  
FAX: (803) 777-2967  
E-Mail: finksc@mailbox.sc.edu

**(803) 777-7987**

Rice Athletic Center, 1304 Heyward Street  
Columbia, SC 29208  
Internet: <http://www.gamecocksonline.com>



## TENNESSEE

Zach Stipe, Director of Football Communications  
FAX: (865) 974-1269  
E-Mail: zstipe@tennessee.edu

**(865) 974-4167**

Anderson Training Center, 1551 Lake Loudon Blvd.  
Knoxville, TN 37966  
Internet: <http://www.utsports.com>



## TEXAS A&M

Alan Cannon, Associate AD/Media Relations  
FAX: (979) 458-2273  
E-Mail: acannon@athletics.tamu.edu

**(979) 845-5725**

Texas A&M Athletics Department, 1228 TAMU  
College Station, TX 77843-1228  
Internet: <http://www.12thMan.com>



## VANDERBILT

Kyle Parkinson, Assistant AD/ Communications  
FAX: (615) 343-7064  
E-Mail: kyle.parkinson@vanderbilt.edu

**(615) 343-0020**

2601 Jess Neely Drive  
Nashville, TN 37212  
Internet: <http://www.vucommodores.com>



## SEC OFFICE

Chuck Dunlap, Director of Communications (cdunlap@sec.org)  
Ben Beaty, Assistant Director (bbeaty@sec.org)  
FAX: (205) 458-3030

**(205) 458-3000**

2201 Arrington Blvd. North  
Birmingham, AL 35203-1103  
Internet: <http://www.SECsports.com>



## THIS IS THE SOUTHEASTERN CONFERENCE

• Since its formation in 1933, the SEC has directed and organized interscholastic athletic competitions, conducted tournaments and prescribed eligibility rules for student-athletes. The Conference also facilitates and assists its member institutions in maintaining intercollegiate athletic programs compatible with the highest standards of education and competitive sports.

• The Southeastern Conference crowns champions in 21 sports - 12 women's sports and nine men's sports. They include baseball, men's and women's basketball, men's and women's cross country, equestrian, football, men's and women's golf, gymnastics, soccer, softball, men's and women's swimming and diving, men's and women's tennis, men's and women's indoor and outdoor track and field, and volleyball.

• In the fall of 2012, the University of Missouri and Texas A&M University became the 13th and 14th members of the Southeastern Conference. It marked the first expansion for the SEC since 1991 and the second-ever increase for the league since its founding in 1933.

• The SEC's mission statement reflects the priorities of the league. "The purpose of the Southeastern Conference is to assist its member institutions in the maintenance of programs of intercollegiate athletics which are compatible with the highest standards of education and competitive sports."

### ACADEMIC ACHIEVEMENTS

• The Southeastern Conference had 43 Capital One Academic All-Americans in 2016-17. The league had 24 student-athletes earn first-team honors. The Capital One Academic All-America Teams are voted on by the College Sports Information Directors of America (CoSIDA). The 43 student-athletes represent 13 of the SEC 14 schools while 10 schools had at least one person on the first-team. Since 2003, the SEC has had 329 student-athletes earn first-team Capital One Academic All-America status.

• The 24 SEC student-athletes who earned Capital One Academic All-America first-team status in 2016-17 were: Alabama's Mackenzie Brannan (gymnastics), Alex Gholston (women's track and field), Luke Kaliszek (men's swimming and diving), Anton McKee (men's swimming and diving), Keely McNeer (gymnastics) Connor Oslin (men's swimming and diving), Pavel Romanov (men's swimming and diving); Arkansas' Brooks Ellis (football); Auburn's Kasey Cooper (softball) and Cole Lipscomb (baseball); Florida's Kelly Barnhill (softball), Canyon Barry (men's basketball), Savannah Jordan (soccer), Alex McMurtry (gymnastics); Georgia's Keturah Orji (women's track and field) and Chantal Van Landeghem (women's swimming and diving); Kentucky's Danielle Galyer (women's swimming and diving) and Kiah Seymour (women's track and field); Ole Miss' Aubrey Edie (volleyball) and Craig Engels (men's track and field); South Carolina's Paige Bendell (soccer) and Chelsea Drennan (soccer); Texas A&M's Sarah Gibson (women's swimming and diving); and Vanderbilt's Simone Charley (Vanderbilt).

• Texas A&M swimmer Sarah Gibson was named the Capital One Academic All-America of the Year for 2016-17. Florida's Canyon Barry (men's basketball), Auburn's Kasey Cooper (softball), Gibson (women's at-large) and Alabama's Anton McKee (men's at-large) were selected as the 2017 CoSIDA Academic All-Americans® of the Year for their respective sports.

• The Southeastern Conference had 21 of its student-athletes earn NCAA Postgraduate Scholarships in 2016-17. The scholarships are awarded to student-athletes who excel academically and athletically and who are at least in their final year of intercollegiate athletic competition. The SEC NCAA Postgraduate Scholarship recipients are: Canyon Barry, Florida (men's basketball); Sunay Bhat, Tennessee (men's tennis); Cameron Brown, Tennessee (men's track and field); Kasey Cooper, Auburn (softball); Jason Delay, Vanderbilt (baseball); Veronica Eder, Auburn (women's cross country); Aubrey Edie, Ole Miss (volleyball); Danielle Galyer, Kentucky (women's swimming and diving); Sarah Gibson, Texas A&M (women's swimming and diving); Anton McKee, Alabama (men's swimming and diving); Keely McNeer, Alabama (gymnastics); Connor Oslin, Alabama (men's swimming and diving); Joseph Patching, Auburn (men's swimming and diving); Krystal Rivers, Alabama (volleyball); Morgan Schuetz, LSU (women's track and field); Aldila Sutjiadi, Kentucky (women's tennis); Jake Van Geffen, Vanderbilt (men's cross country); Chantal Van Landeghem, Georgia (women's swimming and diving); Ben Wagland, Georgia (men's tennis); Hannah Wilkinson, Tennessee (soccer); and Rachel Zilinskas, Georgia (women's swimming and diving).

• The SEC was well-represented on the list of the NCAA Today's Top 10 winners in 2017. Arkansas' Taylor-Ellis Watson (women's track and field), Alabama's Haylie McCleney (softball), South Carolina's Tiffany Mitchell (women's basketball) and Mississippi State's Dak Prescott (football) were chosen as recipients. The award recognizes 10 current student-athletes who will have completed their athletics eligibility for their successes on the fields and courts, in the classroom and in the community, and the SEC has had three winners in the last two years.

• The SEC also had six student-athletes earn the NCAA Elite 90 award, which is given to the student-

athlete with the highest cumulative GPA at the finals site for each of the NCAA championships. The 2016-17 SEC recipients were: Lexi Weeks, Arkansas (indoor track and field); Danielle Galyer, Kentucky (women's swimming and diving); Alex McMurtry, Florida (gymnastics); Josie Kuhlman, Florida (women's tennis); Layne Savoie, LSU (softball); Tori Weeks, Arkansas (outdoor track and field).

• The SEC has had eight student-athletes win the William V. Campbell Trophy given by the National Football Foundation. Since the inaugural award in 1990, the SEC has had more recipients than any other conference. The award, nicknamed the "Academic Heisman" goes to college football's top scholar-athlete. In 2012, Alabama's Barrett Jones was the SEC's eighth recipient of the trophy. In 2009, Florida's Tim Tebow won the honor. LSU's Rudy Niswanger won the honor in 2005, Tennessee's Michael Munoz claimed the award in 2004, Matt Stinchcomb of Georgia in 1998, Tennessee's Peyton Manning in 1997, Florida's Danny Wuerffel in 1996 and Brad Culpepper of Florida in 1991 was the league's first recipient.

• More than 3,800 student-athletes were named to the SEC Academic Honor Roll in 2016-17. Members of the SEC Academic Honor Roll must have a 3.0 grade point average for either the previous academic year or his/her academic career at the SEC institution.

### FOR THE STUDENT-ATHLETE

• University of Alabama swimmer Anton McKee and Texas A&M swimmer Sarah Gibson were named recipients of the 2016-17 H. Boyd McWhorter Southeastern Conference Scholar-Athletes of the Year Awards. The McWhorter Scholar-Athlete Award is the highest honor a student-athlete can receive in the SEC. Each McWhorter Scholar-Athlete Award recipient receives a \$15,000 postgraduate scholarship, while 26 other finalists for the award receive a \$7,500 post-graduate scholarship.

• University of South Carolina track and field athlete Maya Evans and University of Tennessee baseball player Eric Freeman were named recipients of the 2016-17 Brad Davis SEC Community Service Post-Graduate Scholarship. Each Community Service Leader of the Year receives a \$10,000 post-graduate scholarship while 26 other finalists for the award receive a \$5,000 post-graduate scholarship.

• The SEC was the first conference in the nation to assemble a Student-Athlete Advisory Committee. Two representatives from each of the SEC member schools are selected to serve on the committee which meets twice a year to discuss issues of concern to the student-athlete.

• In May 2016, the SEC introduced new Student-Athlete Leadership Councils in the sports of Football and Men's and Women's Basketball in which, in addition to the Conference's longstanding Student-Athlete Advisory Council, provide student-athletes with additional opportunities to engage with campus leaders and Conference office staff.

• One of Greg Sankey's early actions as commissioner was to create a new position in the SEC office for a Director of Student-Athlete Engagement, with the focus on creating opportunities for current and former SEC student-athletes to participate in Conference leadership and prepare for life after their intercollegiate athletics participation concludes.

• Twenty-five current and former Southeastern Conference student-athletes participated in the first SEC Corporate Career Tour in Atlanta in 2016. The event was held in conjunction with the 2016 SEC Fall Student-Athlete Advisory Committee (SAAC) meeting. The group visited the headquarters and met with executives and talent acquisition staff at several corporations in the Atlanta area including Chick-fil-A, Boys & Girls Club of America, CNN/Turner Broadcasting System and Jackson Spalding. The group also listened to presentations by Serviam Partners President Randy Hain, Growing Leaders, and former SEC student-athletes Ben Troupe and Josh Foliart on leadership and life after sports.

### SPORTSMANSHIP

• The SEC has implemented sportsmanship policies meant to strengthen the league's commitment to these principles. The league also developed a sportsmanship statement for its institutions to follow. It states:

"Coaches and student-athletes of a member institution, as well as individuals employed by or associated with that institution, including alumni, fans, patrons and boosters, shall conduct themselves with honesty and good sportsmanship. Their behavior shall at all times reflect the high standards of honor and dignity that characterize participation in the collegiate setting.

"For intercollegiate athletics to promote the character development of participants, to enhance the integrity of higher education and to promote civility in society, coaches, student-athletes and all others associated with these athletics programs and events should adhere to such fundamental values as respect, fairness, civility, honesty and responsibility. These values should be manifested



## THIS IS THE SOUTHEASTERN CONFERENCE

not only in athletics participation but also in the broad spectrum of activities affecting the athletics program.

"It is the responsibility of each member institution to establish policies for sportsmanship and ethical conduct in intercollegiate athletics consistent with the educational mission and goals of the institution. Furthermore, member institutions are responsible for educating on a continuing basis all constituencies about these policies."

- The SEC has an annual Sportsmanship Award that will be awarded to one male and one female student-athlete. Voted on by the league's athletics directors, the award honors student-athletes who, through their actions in the competitive arena of intercollegiate athletics, have demonstrated one or more of the ideals of sportsmanship, including fairness, civility, honesty, unselfishness, respect and responsibility. The recipients of the 2016-17 award were Tate Schroeder of the Missouri tennis team and the Ole Miss and Vanderbilt baseball teams.

### IN THE COMMUNITY

- In July 2017, 68 SEC student-athletes participated in community service projects at the Community Food Bank of Central Alabama and the American Cancer Society Hope Lodge as part of a joint meeting of the SEC Student-Athlete Leadership Councils and the Student-Athlete Advisory Committee. The Community Food Bank operates as a central clearinghouse for collecting food, and it serves 12 counties in Alabama. Hope Lodge offers free lodging to cancer patients and their families, and it also provides a variety of resources and information about cancer and how best to fight the disease.

- The SEC and its member institutions have partnered with the 11-state Special Olympics organizations in the SEC region. The relationship is featured on public service announcements aired on SEC telecasts, and Special Olympics participate in the Dr Pepper SEC FanFare, held in conjunction with the SEC Football and Basketball Championships.

- The SEC and its corporate sponsors host youth clinics each year in conjunction with several conference events, including the football championship game, the men's basketball tournament, the baseball tournament and the soccer tournament. These clinics provide children from host cities the opportunity to receive instruction from SEC and other area coaches.

- The SEC selects a Community Service Team in each of its 21 sports. The Community Service Team features a representative from each institution who has shown a commitment to community service.

- Jeb Blazevich (Georgia) and Oren Burks (Vanderbilt) were named to the 2016 Allstate AFCA Good Works Team®, one of the most coveted off-the-field honors in college football. The Good Works Team® award is celebrating 25 years of recognizing college football players who dedicate their time to bettering the community and the lives of others.

### SEC NATIONAL CHAMPIONSHIPS HISTORY

- The Southeastern Conference won six national championships in 2016-17: Baseball (Florida), Women's Basketball (South Carolina), Equestrian (Texas A&M), Women's Tennis (Florida), Men's Indoor Track and Field (Texas A&M) and Men's Outdoor Track and Field (Florida). The SEC also had national runners up in Baseball (LSU), Women's Basketball (Mississippi State), Football (Alabama) Gymnastics (LSU), Softball (Florida), Men's Indoor Track and Field (Florida), Men's Outdoor Track and Field (Texas A&M), Women's Indoor Track and Field (Georgia) and Women's Outdoor Track and Field (Georgia).

- The SEC became the first conference in history to win the national football championship (Florida), the national women's basketball championship (Tennessee) and the national men's basketball championship (Florida) in the same year (2006-07 academic year).

- In its history, the SEC has won 222 national championships.

- In the "big three" men's sports – football, basketball and baseball, the SEC has won 16 national championships during the last 11 academic years. The league has won eight of the last 11 football national championships.

- Since 2006, the SEC has had a national champion in 17 of its 21 sponsored sports – football, men's basketball, baseball, men's indoor track & field, men's outdoor track & field, women's indoor track & field, women's outdoor track & field, women's swimming & diving, gymnastics, women's tennis, men's tennis, men's swimming & diving, equestrian, men's golf, women's golf, softball and women's basketball.

### FOR THE FANS

- For the 35th consecutive season, the SEC recorded the largest total football attendance of any conference in the country. The league has led in average attendance during the last 19 consecutive seasons. More than 7.5 million fans attended SEC football games in 2016.

- The SEC had more than 2.6 million fans attend its home men's basketball games during the 2016-17 season. In 237 home contests, SEC teams averaged 11,080 fans per game. Kentucky was first nationally in attendance, averaging 23,461 fans per contest. The SEC led all conferences in women's basketball attendance in 2016-17.

- Year after year, the SEC is the leader in college baseball attendance. In 2017, for the sixth consecutive year, the SEC's institutions drew more than 2 million fans, with a nation-leading attendance total of more than 2.4 million fans. The SEC averaged more than 5,000 fans per game (5,006) in 2017. The SEC and its member schools own virtually all regular season, conference tournament, NCAA Regional and Super Regional attendance records.

### SECU - COMMITMENT TO THE UNIVERSITY ACADEMIC MISSION

- Through its SECU academic initiative, the Southeastern Conference sponsors, supports and promotes collaborative higher education programs and activities involving administrators, faculty and students at its member universities. SECU is led by the president or chancellor of each SEC university and is managed by the chief academic officer.

- The goals of the SECU initiative include highlighting the endeavors and achievements of SEC faculty and universities; advancing the merit and reputation of SEC universities outside of the traditional SEC region; identifying and preparing future leaders for high-level service in academia; increasing the amount and type of education abroad opportunities available to SEC students; and supporting collaboration between SEC faculty and administrators.

- The SEC Academic Leadership Development Program seeks to identify, prepare and advance academic leaders for roles within SEC institutions and beyond. It has two components, a university-level program and two, three-day, SEC-wide workshops held on specified campuses for all participants.

- The SEC College Tour occurs twice annually, once in the fall and once in the spring. Enrollment administrators from all SEC universities participate in events intended to introduce SEC universities to students, parents and high school counselors from outside of the southeast region.

- The SEC education abroad focus includes a cooperative agreement that gives SEC students access to international programs offered at other SEC universities; an engineering exchange agreement with the Politecnico di Torino in Italy; and Dr Pepper awards that support SEC students with demonstrated financial need who represent non-traditional study abroad participants.

- The SEC Faculty Achievement and Professor of the Year Awards recognize faculty with outstanding records in research and scholarship. There is one winner per campus and one overall winner for the SEC.

- The SEC Faculty Travel Program is intended to enhance collaboration that stimulates scholarly initiatives between SEC universities. The program offers faculty from each SEC university the opportunity to travel to other SEC universities to develop grant proposals, conduct research and deliver artistic performances.

- The SEC MBA Case Competition is an opportunity for SEC business schools to showcase their students' skills at solving simulated, real-world problems that cover the spectrum of business disciplines. The competition is held on one SEC campus and teams of four MBA students compete against other SEC teams, the best receiving various awards and recognition.



# COLLEGE FOOTBALL PLAYOFF

## EVERY GAME COUNTS

The College Football Playoff is a four-team event to determine college football's national champion on the field, while preserving the significance of college football's unique regular season where every game counts.

## THE BEST TEAMS

The selection committee ranks the teams based on the members' evaluation of the teams' performance on the field, using conference championships won, strength of schedule, head-to-head results, and comparison of results against common opponents to decide among teams that are comparable.

## TRADITION

The New Year's holiday period belongs to college football, with two semifinal games rotating annually among the Cotton Bowl, Fiesta Bowl, Orange Bowl, Peach Bowl, Rose Bowl and Sugar Bowl.

## CHAMPIONSHIP MONDAY

The two winning teams from the Playoff Semifinals compete for the College Football Playoff National Championship. The national championship game is in a different city each year, always on a Monday night.

## UNIVERSAL ACCESS

Every FBS team has equal access to the College Football Playoff based on its performance. No team automatically qualifies.

## GOVERNANCE

The 10 FBS conferences manage the College Football Playoff and are members of the entity CFP Administration, LLC.

## SELECTION COMMITTEE

A talented group of high-integrity individuals with experience as coaches, student-athletes, college administrators and journalists, along with sitting athletics directors, comprise the selection committee. Members of the committee are: Kirby Hocutt (chair), Frank Beamer, Jeff Bower, Herb Deromedi, Chris Howard, Tom Jernstedt, Bobby Johnson, Jeff Long, Rob Mullens, Dan Radakovich, Gene Smith, Steve Wieberg and Tyrone Willingham.

[WWW.COLLEGEFOOTBALLPLAYOFF.COM](http://WWW.COLLEGEFOOTBALLPLAYOFF.COM)

 /CollegeFootballPlayoff  @cfbplayoff  @cfbplayoff #CFBPlayoff





# COLLEGE FOOTBALL PLAYOFF

## SELECTION COMMITTEE RESPONSIBILITIES





- Rank the top 25 teams and assign the top four to semifinals sites.
- Assign teams to New Year's bowls.
  - Create competitive matchups.
  - Attempt to avoid rematches of regular-season games and repeat appearances in specific bowls.
  - Consider geography.

## PARTICIPANTS IN THE NEW YEAR'S BOWLS

Both participants in the Orange, Rose and Sugar Bowls are contracted outside the playoff arrangement (Big Ten and Pac-12 to Rose Bowl; SEC and Big 12 to Sugar Bowl; ACC to Orange Bowl against the highest ranked available team from the SEC, Big Ten and Notre Dame). If a conference champion qualifies for the playoff, then the bowl will choose a replacement from that conference. When those bowls host the semifinals and their contracted conference champions do not qualify, then the displaced champion(s) will play in one of the other New Year's bowls.

When not hosting semifinals, the Cotton, Fiesta and Peach Bowls will welcome displaced conference champions and the top-ranked champion from a non-contract conference. The highest-ranked available teams will fill any other berths. The selection committee will make the pairings.

## SCHEDULE

							
2017-18	SEMIFINAL (JAN. 1)	SEMIFINAL (JAN. 1)	ORANGE (DEC. 30)	COTTON (DEC. 29)	PEACH (JAN. 1)	FIESTA (DEC. 30)	ATLANTA (JAN. 8)
2018-19	SUGAR (JAN. 1)	ROSE (JAN. 1)	SEMIFINAL (DEC. 29)	SEMIFINAL (DEC. 29)	PEACH (DEC. 29)	FIESTA (JAN. 1)	BAY AREA (JAN. 7)
2019-20	SUGAR (JAN. 1)	ROSE (JAN. 1)	ORANGE (JAN. 1)	COTTON (DEC. 28)	SEMIFINAL (DEC. 28)	SEMIFINAL (DEC. 28)	NEW ORLEANS (JAN. 13)

WWW.COLLEGEFOOTBALLPLAYOFF.COM

 /CollegeFootballPlayoff  @cfbplayoff  @cfbplayoff #CFBPlayoff





## 2017-18 FOOTBALL BOWL ASSOCIATION SCHEDULE

Date	Time [ET]	Game	Network
Sat, Dec 16	12:00 p.m.	Air Force Reserve Celebration Bowl	ABC
	1:00 p.m.	R+L Carriers New Orleans Bowl	ESPN
	2:30 p.m.	AutoNation Cure Bowl	CBSSN
	3:30 p.m.	Las Vegas Bowl	ABC
	4:30 p.m.	Gildan New Mexico Bowl	ESPN
	8:00 p.m.	Raycom Media Camellia Bowl	ESPN
Tue, Dec 19	7:00 p.m.	Boca Raton Bowl	ESPN
Wed, Dec 20	8:00 p.m.	Frisco Bowl	ESPN
Thu, Dec 21	8:00 p.m.	St. Petersburg Bowl	ESPN
Fri, Dec 22	12:30 p.m.	Bahamas Bowl	ESPN
	4:00 p.m.	Famous Idaho Potato Bowl	ESPN
Sat, Dec 23	12:00 p.m.	Birmingham Bowl	ESPN
	3:30 p.m.	Lockheed Martin Armed Forces Bowl	ESPN
	7:00 p.m.	Dollar General Bowl	ESPN
Sun, Dec 24	8:30 p.m.	Hawai'i Bowl	ESPN
Tue, Dec 26	1:30 p.m.	Zaxby's Heart of Dallas Bowl	ESPN
	5:15 p.m.	Quick Lane Bowl	ESPN
	9:00 p.m.	Cactus Bowl	ESPN
Wed, Dec 27	1:30 p.m.	Independence Bowl	ESPN
	5:15 p.m.	New Era Pinstripe Bowl	ESPN
	8:30 p.m.	Foster Farms Bowl	FOX
	9:00 p.m.	Texas Bowl	ESPN
Thu, Dec 28	1:30 p.m.	Military Bowl Presented by Northrop Grumman	ESPN
	5:15 p.m.	Camping World Bowl	ESPN
	9:00 p.m.	San Diego County Credit Union Holiday Bowl	FS1
	9:00 p.m.	Valero Alamo Bowl	ESPN
Fri, Dec 29	1:00 p.m.	Belk Bowl	ESPN

	2:00 p.m.	Hyundai Sun Bowl	CBS
	4:30 p.m.	Franklin American Mortgage Music City Bowl	ESPN
	8:30 p.m.	Goodyear Cotton Bowl Classic	ESPN
Sat, Dec 30	12:00 p.m.	TaxSlayer Bowl	ESPN
	12:30 p.m.	AutoZone Liberty Bowl	ABC
	TBD	NOVA Home Loans Arizona Bowl	CBSSN
	4:00 p.m.	PlayStation Fiesta Bowl	ESPN
	8:00 p.m.	Capital One Orange Bowl	ESPN
Mon, Jan 1	12:00 p.m.	Outback Bowl	ESPN2
	12:30 p.m.	Chick-fil-A Peach Bowl	ESPN
	1:00 p.m.	Citrus Bowl	ABC
	5:00 p.m.	College Football Playoff at the Rose Bowl Game Presented by Northwestern Mutual	ESPN
	8:45 p.m.	College Football Playoff at the Allstate Sugar Bowl	ESPN
Mon, Jan 8	8:00 p.m.	College Football Playoff National Championship	ESPN





## 2017 Southeastern Conference Football Team Statistics Through games of Oct 15, 2017



SCORING OFFENSE	G	TD	FG	XPT	2XP	DXP	Saf	Pts	Avg/G
1. Alabama	7	37	13	36	1	0	0	299	42.7
2. Georgia	7	33	11	32	0	0	0	263	37.6
3. Auburn	7	28	14	28	0	0	0	238	34.0
4. Texas A&M	7	26	14	25	0	0	1	225	32.1
5. Ole Miss	6	24	8	21	0	0	1	191	31.8
Mississippi State	6	24	7	22	0	0	2	191	31.8
7. Arkansas	6	24	2	20	1	0	0	172	28.7
8. Kentucky	6	18	13	18	0	0	0	165	27.5
9. Missouri	6	21	6	20	0	0	0	164	27.3
10. LSU	7	23	6	23	0	0	0	179	25.6
11. South Carolina	7	22	8	20	0	0	0	176	25.1
12. Florida	6	18	6	16	0	0	0	142	23.7
13. Vanderbilt	7	22	1	22	0	0	0	157	22.4
14. Tennessee	6	16	6	16	0	0	0	130	21.7

SCORING DEFENSE	G	TD	FG	XPT	2XP	DXP	Saf	Pts	Avg/G
1. Alabama	7	8	5	6	0	0	1	71	10.1
2. Georgia	7	10	6	10	0	0	0	88	12.6
3. Auburn	7	13	5	12	0	0	0	105	15.0
4. South Carolina	7	14	13	12	0	0	0	135	19.3
5. LSU	7	15	10	14	0	0	1	136	19.4
6. Mississippi State	6	15	4	14	0	1	0	118	19.7
7. Kentucky	6	17	4	14	0	0	0	128	21.3
8. Florida	6	14	14	14	0	0	0	140	23.3
9. Tennessee	6	18	7	14	0	0	0	143	23.8
10. Texas A&M	7	23	7	21	2	0	0	184	26.3
11. Vanderbilt	7	28	5	27	0	0	1	212	30.3
12. Arkansas	6	25	8	24	0	0	0	198	33.0
13. Ole Miss	6	28	9	27	0	0	0	222	37.0
14. Missouri	6	31	12	29	1	0	0	253	42.2

TOTAL OFFENSE	G	Rush	Pass	Plays	Yards	Avg/P	TD	Avg/G
1. Alabama	7	2118	1276	484	3394	7.0	36	484.9
2. Ole Miss	6	632	2143	410	2775	6.8	23	462.5
3. Georgia	7	1980	1200	476	3180	6.7	33	454.3
4. Missouri	6	938	1723	391	2661	6.8	21	443.5
5. Mississippi State	6	1570	1086	455	2656	5.8	22	442.7
6. Auburn	7	1557	1513	497	3070	6.2	27	438.6
7. Texas A&M	7	1432	1380	526	2812	5.3	24	401.7
8. LSU	7	1337	1412	447	2749	6.1	21	392.7
9. Arkansas	6	954	1236	411	2190	5.3	23	365.0
10. Florida	6	1019	1088	372	2107	5.7	15	351.2
11. Kentucky	6	830	1267	390	2097	5.4	17	349.5
12. South Carolina	7	776	1585	429	2361	5.5	17	337.3
13. Tennessee	6	808	1112	379	1920	5.1	15	320.0
14. Vanderbilt	7	648	1431	404	2079	5.1	22	297.0

TOTAL DEFENSE	G	Rush	Pass	Plays	Yards	Avg/P	TD	Avg/G
1. Georgia	7	575	1193	423	1768	4.2	10	252.6
2. Alabama	7	467	1313	435	1780	4.1	8	254.3
3. Mississippi State	6	779	930	341	1709	5.0	14	284.8
4. Auburn	7	824	1264	489	2088	4.3	11	298.3
5. LSU	7	1013	1194	444	2207	5.0	15	315.3
6. Florida	6	863	1266	392	2129	5.4	13	354.8
7. Tennessee	6	1457	775	405	2232	5.5	17	372.0
8. South Carolina	7	994	1626	505	2620	5.2	14	374.3
9. Arkansas	6	1038	1208	385	2246	5.8	21	374.3
10. Texas A&M	7	953	1710	475	2663	5.6	23	380.4
11. Kentucky	6	583	1732	411	2315	5.6	17	385.8
12. Vanderbilt	7	1698	1193	487	2891	5.9	28	413.0
13. Ole Miss	6	1431	1267	438	2698	6.2	26	449.7
14. Missouri	6	1337	1655	453	2992	6.6	30	498.7

RUSHING OFFENSE	G	Att.	Yards	Avg/A	Long	TD	Avg/G
1. Alabama	7	324	2118	6.5	75	24	302.6
2. Georgia	7	343	1980	5.8	71	21	282.9
3. Mississippi State	6	275	1570	5.7	59	11	261.7
4. Auburn	7	325	1557	4.8	67	19	222.4
5. Texas A&M	7	319	1432	4.5	79	17	204.6
6. LSU	7	286	1337	4.7	70	13	191.0
7. Florida	6	223	1019	4.6	79	11	169.8
8. Arkansas	6	233	954	4.1	33	11	159.0
9. Missouri	6	190	938	4.9	73	4	156.3
10. Kentucky	6	229	830	3.6	71	8	138.3
11. Tennessee	6	199	808	4.1	38	8	134.7
12. South Carolina	7	215	776	3.6	35	5	110.9
13. Ole Miss	6	173	632	3.7	55	6	105.3
14. Vanderbilt	7	197	648	3.3	48	7	92.6

RUSHING DEFENSE	G	Att.	Yards	Avg/A	Long	TD	Avg/G
1. Alabama	7	200	467	2.3	44	2	66.7
2. Georgia	7	204	575	2.8	39	3	82.1
3. Kentucky	6	174	583	3.4	36	5	97.2
4. Auburn	7	265	824	3.1	70	4	117.7
5. Mississippi State	6	216	779	3.6	67	8	129.8
6. Texas A&M	7	242	953	3.9	79	10	136.1
7. South Carolina	7	267	994	3.7	54	8	142.0
8. Florida	6	220	863	3.9	38	4	143.8
9. LSU	7	240	1013	4.2	74	10	144.7
10. Arkansas	6	208	1038	5.0	79	12	173.0
11. Missouri	6	272	1337	4.9	75	20	222.8
12. Ole Miss	6	260	1431	5.5	59	16	238.5
13. Vanderbilt	7	305	1698	5.6	61	19	242.6
14. Tennessee	6	285	1457	5.1	72	12	242.8

PASS OFFENSE	G	Comp-Att-Int	Pct.	Yds	Avg/A	TD	Avg/G
1. Ole Miss	6	156-237-6	65.8	2143	9.0	17	357.2
2. Missouri	6	107-201-7	53.2	1723	8.6	17	287.2
3. South Carolina	7	129-214-4	60.3	1585	7.4	12	226.4
4. Auburn	7	113-172-2	65.7	1513	8.8	8	216.1
5. Kentucky	6	101-161-2	62.7	1267	7.9	9	211.2
6. Arkansas	6	100-178-6	56.2	1236	6.9	12	206.0
7. Vanderbilt	7	113-207-2	54.6	1431	6.9	15	204.4
8. LSU	7	94-161-3	58.4	1412	8.8	8	201.7
9. Texas A&M	7	114-207-4	55.1	1380	6.7	7	197.1
10. Tennessee	6	99-180-6	55.0	1112	6.2	7	185.3
11. Alabama	7	101-160-1	63.1	1276	8.0	12	182.3
12. Florida	6	93-149-4	62.4	1088	7.3	4	181.3
13. Mississippi State	6	96-180-7	53.3	1086	6.0	11	181.0
14. Georgia	7	80-133-5	60.2	1200	9.0	12	171.4

PASS DEFENSE	G	Comp-Att-Int	Pct.	Yds	Avg/A	TD	Avg/G
1. Tennessee	6	67-120-2	55.8	775	6.5	5	129.2
2. Mississippi State	6	69-125-2	55.2	930	7.4	6	155.0
3. Georgia	7	125-219-5	57.1	1193	5.4	7	170.4
4. Vanderbilt	7	102-182-5	56.0	1193	6.6	9	170.4
5. LSU	7	111-204-4	54.4	1194	5.9	5	170.6
6. Auburn	7	127-224-4	56.7	1264	5.6	7	180.6
7. Alabama	7	129-235-10	54.9	1313	5.6	6	187.6
8. Arkansas	6	101-177-4	57.1	1208	6.8	9	201.3
9. Florida	6	86-172-6	50.0	1266	7.4	9	211.0
10. Ole Miss	6	100-178-4	56.2	1267	7.1	10	211.2
11. South Carolina	7	148-238-6	62.2	1626	6.8	6	232.3
12. Texas A&M	7	136-233-7	58.4	1710	7.3	13	244.3
13. Missouri	6	124-181-4	68.5	1655	9.1	10	275.8
14. Kentucky	6	143-237-6	60.3	1732	7.3	12	288.7



2017 Southeastern Conference Football  
Team Statistics Through games of Oct 15, 2017



PASS EFFICIENCY	G	Comp-Att-Int	Pct.	Yds	Avg/G	TD	Effic.
1. Ole Miss	6	156-237-6	65.8	2143	357.2	17	160.4
2. Georgia	7	80-133-5	60.2	1200	171.4	12	158.2
3. Alabama	7	101-160-1	63.1	1276	182.3	12	153.6
4. Auburn	7	113-172-2	65.7	1513	216.1	8	152.6
5. Missouri	6	107-201-7	53.2	1723	287.2	17	146.2
6. Kentucky	6	101-161-2	62.7	1267	211.2	9	144.8
7. LSU	7	94-161-3	58.4	1412	201.7	8	144.7
8. South Carolina	7	129-214-4	60.3	1585	226.4	12	137.3
9. Vanderbilt	7	113-207-2	54.6	1431	204.4	15	134.6
10. Arkansas	6	100-178-6	56.2	1236	206.0	12	130.0
11. Florida	6	93-149-4	62.4	1088	181.3	4	127.2
12. Texas A&M	7	114-207-4	55.1	1380	197.1	7	118.4
13. Mississippi State	6	96-180-7	53.3	1086	181.0	11	116.4
14. Tennessee	6	99-180-6	55.0	1112	185.3	7	113.1

INTERCEPTIONS	G	No.	Yards	TD	Long	Avg.
1. Alabama	7	10	162	1	65	16.2
2. Texas A&M	7	7	56	1	40	8.0
3. South Carolina	7	6	97	2	45	16.2
4. Florida	6	6	109	3	48	18.2
5. Kentucky	6	6	28	0	21	4.7
6. Vanderbilt	7	5	48	0	28	9.6
7. Georgia	7	5	89	0	34	17.8
8. Arkansas	6	4	19	0	16	4.8
9. Ole Miss	6	4	26	0	15	6.5
10. Missouri	6	4	32	0	21	8.0
11. LSU	7	4	28	0	28	7.0
12. Auburn	7	4	37	1	37	9.2
13. Mississippi State	6	2	62	0	32	31.0
14. Tennessee	6	2	0	0	0	0.0

PASS DEFENSE EFFIC.	G	Comp-Att-Int	Pct.	Yds	Avg/G	TD	Effic.
1. Alabama	7	129-235-10	54.9	1313	187.6	6	101.7
2. LSU	7	111-204-4	54.4	1194	170.6	5	107.7
3. Georgia	7	125-219-5	57.1	1193	170.4	7	108.8
4. Auburn	7	127-224-4	56.7	1264	180.6	7	110.8
5. Tennessee	6	67-120-2	55.8	775	129.2	5	120.5
6. Vanderbilt	7	102-182-5	56.0	1193	170.4	9	121.9
7. Florida	6	86-172-6	50.0	1266	211.0	9	122.1
8. South Carolina	7	148-238-6	62.2	1626	232.3	6	122.9
9. Arkansas	6	101-177-4	57.1	1208	201.3	9	126.7
10. Ole Miss	6	100-178-4	56.2	1267	211.2	10	130.0
11. Mississippi State	6	69-125-2	55.2	930	155.0	6	130.3
12. Texas A&M	7	136-233-7	58.4	1710	244.3	13	132.4
13. Kentucky	6	143-237-6	60.3	1732	288.7	12	133.4
14. Missouri	6	124-181-4	68.5	1655	275.8	10	159.1

PUNTING	G	No.	Yards	Avg/P	Ret.	Avg/R	TB	Net/P
1. Missouri	6	29	1343	46.3	4	0.1	3	44.1
2. Georgia	7	26	1136	43.7	9	0.3	0	43.3
3. Texas A&M	7	41	1893	46.2	41	1.0	4	43.2
4. Mississippi State	6	26	1183	45.5	11	0.4	3	42.8
5. South Carolina	7	29	1264	43.6	53	1.8	1	41.1
6. Tennessee	6	36	1686	46.8	144	4.0	4	40.6
7. Florida	6	35	1675	47.9	223	6.4	2	40.3
8. Kentucky	6	33	1402	42.5	40	1.2	2	40.1
9. Ole Miss	6	28	1149	41.0	70	2.5	1	37.8
10. Arkansas	6	29	1141	39.3	29	1.0	1	37.7
11. LSU	7	32	1260	39.4	52	1.6	1	37.1
12. Alabama	7	23	862	37.5	3	0.1	2	35.6
13. Vanderbilt	7	46	1775	38.6	92	2.0	3	35.3
14. Auburn	7	26	1029	39.6	105	4.0	1	34.8

KICKOFF RETURNS	G	No.	Yards	TD	Long	Avg.
1. Tennessee	6	11	304	1	91	27.6
2. Ole Miss	6	19	493	1	97	25.9
3. Kentucky	6	11	272	0	46	24.7
4. South Carolina	7	19	465	2	97	24.5
5. Georgia	7	11	268	0	38	24.4
6. Auburn	7	11	268	0	70	24.4
7. Missouri	6	18	413	0	51	22.9
8. Texas A&M	7	22	495	1	100	22.5
9. Vanderbilt	7	16	355	0	45	22.2
10. Alabama	7	8	177	0	39	22.1
11. LSU	7	10	211	0	26	21.1
12. Mississippi State	6	8	166	0	52	20.8
13. Florida	6	14	285	0	46	20.4
14. Arkansas	6	18	340	0	42	18.9

KICKOFF COVERAGE	G	No.	Yards	Avg.	Ret.	TB	NetAvg
1. Alabama	7	58	3696	63.7	507	29	42.5
2. Mississippi State	6	37	2383	64.4	218	24	42.3
3. LSU	7	35	2244	64.1	315	18	42.3
4. Tennessee	6	26	1683	64.7	157	18	41.4
5. Vanderbilt	7	30	1891	63.0	83	23	41.1
6. Florida	6	28	1799	64.2	0	26	41.0
7. Texas A&M	7	45	2848	63.3	443	23	40.7
8. Auburn	7	49	3178	64.9	139	42	40.6
9. Georgia	7	50	3213	64.3	271	37	40.3
10. South Carolina	7	37	2348	63.5	234	25	40.2
11. Arkansas	6	32	1915	59.8	420	9	39.7
12. Ole Miss	6	37	2320	62.7	485	15	39.5
13. Kentucky	6	37	2249	60.8	392	16	39.4
14. Missouri	6	32	2034	63.6	306	19	39.2

PUNT RETURN AVG	G	No.	Yards	TD	Long	Avg.
1. Kentucky	6	5	104	0	52	20.8
2. LSU	7	10	188	2	75	18.8
3. Tennessee	6	9	119	0	36	13.2
4. Texas A&M	7	7	84	0	43	12.0
5. Vanderbilt	7	8	79	0	13	9.9
6. South Carolina	7	12	107	0	26	8.9
7. Mississippi State	6	10	88	1	35	8.8
8. Auburn	7	13	108	0	25	8.3
9. Alabama	7	19	151	0	21	7.9
10. Georgia	7	13	101	0	28	7.8
11. Florida	6	6	24	0	9	4.0
12. Arkansas	6	1	2	0	2	2.0
13. Ole Miss	6	4	8	0	5	2.0
14. Missouri	6	3	2	0	10	0.7

FIELD GOALS	G	Made	Att	Pct.
1. Georgia	7	11	12	.917
2. Florida	6	6	7	.857
3. Texas A&M	7	14	17	.824
4. Auburn	7	14	18	.778
5. Mississippi State	6	7	9	.778
6. Kentucky	6	13	18	.722
7. Alabama	7	13	18	.722
8. Ole Miss	6	8	12	.667
9. Missouri	6	6	9	.667
10. Tennessee	6	6	10	.600
11. LSU	7	6	10	.600
12. Arkansas	6	2	4	.500
13. South Carolina	7	8	17	.471
14. Vanderbilt	7	1	5	.200



2017 Southeastern Conference Football  
Team Statistics Through games of Oct 15, 2017



PAT KICKING	G	Made	Att	Pct.
1. Alabama	7	36	36	1.000
Georgia	7	32	32	1.000
Auburn	7	28	28	1.000
Texas A&M	7	25	25	1.000
LSU	7	23	23	1.000
Vanderbilt	7	22	22	1.000
Kentucky	6	18	18	1.000
Tennessee	6	16	16	1.000
9. Arkansas	6	20	21	.952
Missouri	6	20	21	.952
11. Florida	6	16	17	.941
12. Mississippi State	6	22	24	.917
13. Ole Miss	6	21	23	.913
14. South Carolina	7	20	22	.909

SACKS BY	G	No.	Yards	Avg/G
1. Texas A&M	7	28	175	4.00
2. LSU	7	23	120	3.29
3. Alabama	7	19	122	2.71
Auburn	7	19	117	2.71
5. South Carolina	7	17	115	2.43
6. Vanderbilt	7	16	113	2.29
7. Florida	6	15	80	2.50
8. Tennessee	6	13	85	2.17
9. Kentucky	6	12	88	2.00
10. Ole Miss	6	11	89	1.83
Missouri	6	11	77	1.83
Georgia	7	11	77	1.57
13. Mississippi State	6	10	64	1.67
Arkansas	6	10	70	1.67

SACKS AGAINST	G	No.	Yards	Avg/G
1. Mississippi State	6	3	14	0.50
2. Missouri	6	5	36	0.83
3. Georgia	7	8	39	1.14
4. Alabama	7	9	59	1.29
5. Vanderbilt	7	10	71	1.43
6. Tennessee	6	12	76	2.00
LSU	7	12	65	1.71
8. Kentucky	6	15	99	2.50
9. Ole Miss	6	16	111	2.67
South Carolina	7	16	112	2.29
11. Arkansas	6	18	112	3.00
12. Texas A&M	7	19	128	2.71
13. Florida	6	20	119	3.33
14. Auburn	7	22	127	3.14

FIRST DOWNS	G	Rush	Pass	Pen	Total	Avg/G
1. Alabama	7	97	63	7	167	23.9
2. Mississippi State	6	85	50	8	143	23.8
Texas A&M	7	72	59	12	143	20.4
4. Georgia	7	89	43	10	142	20.3
Auburn	7	76	53	13	142	20.3
6. LSU	7	72	52	8	132	18.9
7. Ole Miss	6	36	81	10	127	21.2
8. Arkansas	6	56	56	11	123	20.5
9. South Carolina	7	49	68	4	121	17.3
Missouri	6	54	63	4	121	20.2
11. Kentucky	6	39	60	14	113	18.8
12. Tennessee	6	43	50	13	106	17.7
13. Florida	6	47	45	7	99	16.5
14. Vanderbilt	7	29	64	3	96	13.7

OPPONENT 1ST DOWNS	G	Rush	Pass	Pen	Total	Avg/G
1. Mississippi State	6	36	27	9	72	12.0
2. Georgia	7	33	46	10	89	12.7
3. Alabama	7	29	56	15	100	14.3
4. Florida	6	45	53	10	108	18.0
5. Tennessee	6	71	38	4	113	18.8
Arkansas	6	57	51	5	113	18.8
7. Auburn	7	47	56	11	114	16.3
Kentucky	6	39	70	5	114	19.0
9. LSU	7	47	57	12	116	16.6
10. Texas A&M	7	46	73	7	126	18.0
11. Missouri	6	62	65	8	135	22.5
12. Ole Miss	6	63	63	10	136	22.7
13. South Carolina	7	54	79	9	142	20.3
14. Vanderbilt	7	85	52	12	149	21.3

3RD-DOWN CONVERSIONS	G	Conv.	Att.	Pct.
1. Georgia	7	52	102	51.0
2. Auburn	7	49	108	45.4
3. Mississippi State	6	39	88	44.3
4. Arkansas	6	36	82	43.9
5. Alabama	7	39	93	41.9
6. Missouri	6	33	81	40.7
7. Kentucky	6	34	86	39.5
8. Texas A&M	7	44	114	38.6
9. South Carolina	7	35	92	38.0
10. Vanderbilt	7	36	98	36.7
11. LSU	7	32	88	36.4
12. Ole Miss	6	28	79	35.4
13. Tennessee	6	29	84	34.5
14. Florida	6	27	81	33.3

OPP 3RD-DN CONVERT	G	Conv.	Att.	Pct.
1. Alabama	7	26	96	27.1
2. Texas A&M	7	28	98	28.6
3. Florida	6	26	87	29.9
4. Mississippi State	6	24	78	30.8
5. Georgia	7	33	103	32.0
6. Vanderbilt	7	32	95	33.7
7. Kentucky	6	30	89	33.7
8. Auburn	7	40	118	33.9
9. LSU	7	35	97	36.1
10. Ole Miss	6	38	94	40.4
11. Arkansas	6	33	78	42.3
12. South Carolina	7	45	106	42.5
13. Tennessee	6	37	86	43.0
14. Missouri	6	52	98	53.1

4TH-DOWN CONVERSIONS	G	Conv.	Att.	Pct.
1. Alabama	7	9	9	100.0
2. Kentucky	6	3	4	75.0
3. Florida	6	8	11	72.7
4. Arkansas	6	5	8	62.5
5. Texas A&M	7	5	9	55.6
Vanderbilt	7	5	9	55.6
7. LSU	7	4	8	50.0
Georgia	7	3	6	50.0
Auburn	7	5	10	50.0
10. Mississippi State	6	5	11	45.5
11. South Carolina	7	3	8	37.5
12. Missouri	6	2	7	28.6
Ole Miss	6	2	7	28.6
14. Tennessee	6	0	2	0.0



2017 Southeastern Conference Football  
Team Statistics Through games of Oct 15, 2017



OPP 4TH-DN CONVERT	G	Conv.	Att.	Pct.
1. Tennessee	6	1	4	25.0
2. Mississippi State	6	2	7	28.6
3. Georgia	7	3	9	33.3
4. Auburn	7	6	16	37.5
5. LSU	7	5	12	41.7
Alabama	7	5	12	41.7
7. South Carolina	7	3	6	50.0
8. Vanderbilt	7	7	11	63.6
9. Kentucky	6	9	14	64.3
10. Missouri	6	4	6	66.7
11. Ole Miss	6	9	12	75.0
Arkansas	6	6	8	75.0
Texas A&M	7	6	8	75.0
14. Florida	6	4	5	80.0

PENALTIES	G	No.	Yards	Avg/G
1. South Carolina	7	31	228	32.6
2. Arkansas	6	28	223	37.2
3. Auburn	7	30	268	38.3
4. Texas A&M	7	36	275	39.3
5. Tennessee	6	32	244	40.7
6. Vanderbilt	7	35	294	42.0
7. Kentucky	6	36	259	43.2
8. Missouri	6	34	272	45.3
9. Alabama	7	38	321	45.9
10. Mississippi State	6	37	282	47.0
11. Florida	6	43	311	51.8
12. Georgia	7	48	386	55.1
13. Ole Miss	6	48	359	59.8
14. LSU	7	49	433	61.9

OPPONENT PENALTIES	G	No.	Yards	Avg/G
1. Kentucky	6	46	381	63.5
2. Ole Miss	6	33	301	50.2
3. Florida	6	37	294	49.0
4. Tennessee	6	38	287	47.8
5. Vanderbilt	7	49	332	47.4
6. Arkansas	6	34	271	45.2
7. Georgia	7	40	311	44.4
8. Texas A&M	7	41	308	44.0
9. Auburn	7	41	290	41.4
10. Mississippi State	6	23	242	40.3
11. Missouri	6	30	210	35.0
LSU	7	39	245	35.0
13. South Carolina	7	35	229	32.7
14. Alabama	7	27	170	24.3

TIME OF POSSESSION	G	Total possession	Avg/G
1. Georgia	7	237:06	33:52
2. Alabama	7	227:07	32:26
3. Arkansas	6	194:28	32:24
4. Kentucky	6	193:27	32:14
5. Mississippi State	6	192:01	32:00
6. Texas A&M	7	222:52	31:50
7. LSU	7	217:15	31:02
8. Auburn	7	213:27	30:29
9. Florida	6	178:35	29:45
10. South Carolina	7	201:24	28:46
11. Vanderbilt	7	195:18	27:54
12. Tennessee	6	162:16	27:02
13. Ole Miss	6	157:35	26:15
14. Missouri	6	130:20	21:43

TURNOVER MARGIN	Gained			Lost			Margin	Per/G
	Fum	Int	Tot	Fum	Int	Tot		
1. Alabama	7	4	10	14	2	1	3	+11 1.57
2. Kentucky	6	7	6	13	3	2	5	+8 1.33
3. Texas A&M	7	8	7	15	4	4	8	+7 1.00
South Carolina	7	7	6	13	2	4	6	+7 1.00
5. Vanderbilt	7	1	5	6	3	2	5	+1 0.14
Georgia	7	5	5	10	4	5	9	+1 0.14
7. LSU	7	2	4	6	3	3	6	+0 0.00
Mississippi State	6	6	2	8	1	7	8	+0 0.00
Auburn	7	6	4	10	8	2	10	+0 0.00
10. Arkansas	6	4	4	8	3	6	9	-1 -0.17
11. Ole Miss	6	1	4	5	1	6	7	-2 -0.33
12. Florida	6	0	6	6	5	4	9	-3 -0.50
13. Tennessee	6	4	2	6	4	6	10	-4 -0.67
14. Missouri	6	1	4	5	8	7	15	-10 -1.67

RED ZONE OFFENSE	G	Scores	Pct.	TDs	(R-P)	FGs	TurnO
1. Georgia	7	29-29	100.0	20	14-6	9-9	0
Florida	6	15-15	100.0	11	9-2	4-4	0
3. Auburn	7	27-29	93.1	19	15-4	8-9	1
4. Alabama	7	33-36	91.7	25	19-6	8-8	0
5. Ole Miss	6	21-23	91.3	13	5-8	8-9	0
6. Kentucky	6	18-20	90.0	11	6-5	7-7	1
7. Texas A&M	7	27-31	87.1	17	13-4	10-11	1
8. Vanderbilt	7	16-19	84.2	16	6-10	0-2	1
9. Arkansas	6	19-23	82.6	18	11-7	1-3	1
10. Missouri	6	13-16	81.2	8	4-4	5-7	0
11. South Carolina	7	15-19	78.9	8	3-5	7-9	1
12. LSU	7	19-25	76.0	16	12-4	3-6	1
13. Mississippi State	6	22-29	75.9	17	9-8	5-6	1
14. Tennessee	6	14-19	73.7	10	6-4	4-5	2

RED ZONE DEFENSE	G	Scores	Pct.	TDs	(R-P)	FGs	TurnO
1. Alabama	7	11-15	73.3	7	2-5	4-5	1
2. Georgia	7	10-13	76.9	7	3-4	3-4	0
South Carolina	7	20-26	76.9	12	8-4	8-10	1
4. Florida	6	15-19	78.9	8	2-6	7-9	1
5. Kentucky	6	13-16	81.2	9	4-5	4-5	1
6. Mississippi State	6	9-11	81.8	8	6-2	1-1	1
7. Vanderbilt	7	21-25	84.0	16	14-2	5-5	0
8. LSU	7	19-22	86.4	11	10-1	8-9	1
9. Auburn	7	13-15	86.7	9	3-6	4-4	0
10. Texas A&M	7	25-28	89.3	19	9-10	6-6	2
11. Ole Miss	6	28-31	90.3	22	14-8	6-8	1
12. Arkansas	6	22-24	91.7	15	9-6	7-7	2
13. Tennessee	6	19-20	95.0	14	11-3	5-6	0
14. Missouri	6	25-26	96.2	18	13-5	7-8	0

ON-SIDE KICKS BY	G	Recovered	Attempts	Success%
1. LSU	7	0	2	0.0
Vanderbilt	7	0	1	0.0
Ole Miss	6	0	1	0.0
Texas A&M	7	0	1	0.0
Kentucky	6	0	0	0.0
Mississippi State	6	0	0	0.0
Auburn	7	0	0	0.0
Arkansas	6	0	0	0.0
Tennessee	6	0	0	0.0
Missouri	6	0	0	0.0
Florida	6	0	0	0.0
South Carolina	7	0	0	0.0
Georgia	7	0	0	0.0
Alabama	7	0	0	0.0



2017 Southeastern Conference Football  
Team Statistics Through games of Oct 15, 2017



ON-SIDE KICKS AGAINST	G	Recovered	Attempts	Success%
1. Alabama	7	0	2	0.0
Florida	6	0	1	0.0
Auburn	7	0	1	0.0
Kentucky	6	0	1	0.0
LSU	7	0	1	0.0
Mississippi State	6	0	0	0.0
Texas A&M	7	0	0	0.0
Ole Miss	6	0	0	0.0
Tennessee	6	0	0	0.0
Missouri	6	0	0	0.0
Vanderbilt	7	0	0	0.0
South Carolina	7	0	0	0.0
Georgia	7	0	0	0.0
Arkansas	6	0	0	0.0

ATTENDANCE	Home	Away	Neutral	Total
Alabama	4-101648	2-70704	1-76330	7-89190
Arkansas	2-72198	2-90618	2-50362	6-71059
Auburn	4-87021	3-79325	0-0	7-83723
Florida	4-86644	1-62945	1-75802	6-80887
Georgia	4-92746	3-72120	0-0	7-83906
Kentucky	4-56470	2-52627	0-0	6-55189
LSU	4-98703	2-74422	1-53826	7-85355
Mississippi State	3-56559	3-69249	0-0	6-62904
Missouri	4-53248	2-75111	0-0	6-60535
Ole Miss	3-61055	3-75215	0-0	6-68135
South Carolina	3-77910	3-83186	1-50367	7-76236
Tennessee	4-98724	1-87736	1-75107	6-92957
Texas A&M	4-99044	2-75374	1-64668	7-87370
Vanderbilt	4-35696	3-57117	0-0	7-44877
Totals	51-77858	32-73032	8-62103	91-74776





## 2017 Southeastern Conference Football Individual Statistics Through games of Oct 15, 2017



RUSHING									
	Cl	G	Att.	Yds	Avg.	TD	Lg	Avg/G	
1. Kerryon Johnson-AU	Jr	5	116	660	5.7	13	60	132.0	
2. Nick Chubb-UG	Sr	7	107	688	6.4	8	33	98.3	
3. John Kelly-UT	Jr	6	113	552	4.9	6	38	92.0	
4. Damien Harris-UA	Jr	7	68	625	9.2	9	75	89.3	
5. Benny Snell-UK	So	6	126	523	4.2	6	71	87.2	
Aeris Williams-MS	Jr	6	97	523	5.4	2	59	87.2	
7. Malik Davis-UF	Fr	6	75	506	6.7	2	72	84.3	
8. Sony Michel-UG	Sr	6	68	492	7.2	6	50	82.0	
9. D. Crockett-MO	So	6	80	481	6.0	2	73	80.2	
10. Jalen Hurts-UA	So	7	79	558	7.1	6	55	79.7	

PASSING AVG/GAME									
	Cl	G	Comp-Att-Int	Yds	TD	Avg/G			
1. Shea Patterson-UM	So	6	156-237-6	2143	17	357.2			
2. Drew Lock-MO	Jr	6	107-200-7	1723	17	287.2			
3. Jake Bentley-SC	So	7	129-212-4	1585	12	226.4			
4. Jarrett Stidham-AU	So	7	108-165-2	1510	8	215.7			
5. Stephen Johnson-UK	Sr	6	99-155-2	1238	9	206.3			
6. Kyle Shurmur-VU	Jr	7	101-184-2	1331	14	190.1			
7. Danny Etling-LS	Sr	7	84-142-1	1252	7	178.9			
8. Kellen Mond-AM	Fr	7	96-179-4	1225	7	175.0			
9. Nick Fitzgerald-MS	Jr	6	89-162-7	1024	10	170.7			
10. Austin Allen-AR	Sr	5	66-117-4	850	8	170.0			

PASS EFFICIENCY									
	Cl	G	Comp-Att-Int	Yds	TD	Eff.			
1. Tua Tagovailoa-UA	Fr	6	19-30-0	251	4	177.6			
2. Jake Fromm-UG	Fr	7	75-121-3	1162	12	170.4			
3. Shea Patterson-UM	So	6	156-237-6	2143	17	160.4			
4. Jarrett Stidham-AU	So	7	108-165-2	1510	8	155.9			
5. Jalen Hurts-UA	So	7	82-130-1	1025	8	148.1			
6. Danny Etling-LS	Sr	7	84-142-1	1252	7	148.1			
7. Stephen Johnson-UK	Sr	6	99-155-2	1238	9	147.5			
8. Drew Lock-MO	Jr	6	107-200-7	1723	17	146.9			
9. Kyle Shurmur-VU	Jr	7	101-184-2	1331	14	138.6			
10. Jake Bentley-SC	So	7	129-212-4	1585	12	138.6			

RECEPTIONS/GAME									
	Cl	G	No.	Yds	TD	Lg	Yds/G	Rec/G	
1. A.J. Brown-UM	So	6	35	678	6	77	113.0	5.8	
2. Calvin Ridley-UA	Jr	7	33	441	2	78	63.0	4.7	
Bryan Edwards-SC	So	7	33	420	1	41	60.0	4.7	
Ryan Davis-AU	Jr	7	33	318	3	75	45.4	4.7	
5. Van Jefferson-UM	So	6	28	267	0	25	44.5	4.7	
6. Garrett Johnson-UK	Sr	6	27	333	2	64	55.5	4.5	
7. J. Johnson-MO	So	6	26	357	3	75	59.5	4.3	
8. D.K. Metcalf-UM	Fr	6	25	357	4	71	59.5	4.2	
9. Christian Kirk-AM	Jr	7	29	360	5	81	51.4	4.1	
10. DaMarkus Lodge-UM	Jr	6	24	438	6	72	73.0	4.0	

RECEIVE YDS/GAME									
	Cl	G	No.	Yds	TD	Lg	Avg/C	Yds/G	
1. A.J. Brown-UM	So	6	35	678	6	77	19.4	113.0	
2. D.J. Chark-LS	Sr	7	22	535	0	52	24.3	76.4	
3. Emanuel Hall-MO	Jr	5	13	374	3	63	28.8	74.8	
4. DaMarkus Lodge-UM	Jr	6	24	438	6	72	18.2	73.0	
5. J'Mon Moore-MO	Sr	6	20	406	4	52	20.3	67.7	
6. Tyrie Cleveland-UF	So	5	15	326	2	63	21.7	65.2	
7. Calvin Ridley-UA	Jr	7	33	441	2	78	13.4	63.0	
8. Jonathan Nance-AR	Jr	6	24	377	5	49	15.7	62.8	
9. Bryan Edwards-SC	So	7	33	420	1	41	12.7	60.0	
10. J. Johnson-MO	So	6	26	357	3	75	13.7	59.5	

TOTAL OFFENSE									
	Cl	G	Rush	Pass	Plays	Total	Yds/G		
1. Shea Patterson-UM	So	6	-14	2143	279	2129	354.8		
2. Drew Lock-MO	Jr	6	19	1723	216	1742	290.3		
3. Nick Fitzgerald-MS	Jr	6	446	1024	231	1470	245.0		
4. Stephen Johnson-UK	Sr	6	144	1238	202	1382	230.3		
5. Jake Bentley-SC	So	7	14	1585	249	1599	228.4		
6. Jalen Hurts-UA	So	7	558	1025	209	1583	226.1		
7. Kellen Mond-AM	Fr	7	318	1225	259	1543	220.4		
8. Jarrett Stidham-AU	So	7	26	1510	215	1536	219.4		
9. Danny Etling-LS	Sr	7	94	1252	176	1346	192.3		
10. Kyle Shurmur-VU	Jr	7	-69	1331	198	1262	180.3		

SCORING									
	Cl	G	TD	FG	XPT	2XP	Pts	Pts/G	
1. Kerryon Johnson-AU	Jr	5	13	0	0	0	78	15.6	
2. Andy Pappanastos-UA	Sr	7	0	12	36	0	72	10.3	
3. Daniel Carlson-AU	Sr	7	0	14	28	0	70	10.0	
4. Daniel LaCamera-AM	Jr	7	0	14	25	0	67	9.6	
5. A. MacGinnis-UK	Sr	6	0	13	18	0	57	9.5	
6. Rodrigo Blankenship-UG	So	7	0	10	31	0	61	8.7	
7. Damien Harris-UA	Jr	7	9	0	0	0	54	7.7	
8. Nick Fitzgerald-MS	Jr	6	7	0	0	0	42	7.0	
9. Nick Chubb-UG	Sr	7	8	0	0	0	48	6.9	
10. Tucker McCann-MO	So	6	0	6	20	0	38	6.3	

SCORING (TDs)									
	Cl	G	TD	Run	Pass	Ret	Pat	Pts	Avg/G
1. Kerryon Johnson-AU	Jr	5	13	13	0	0	0	78	15.6
2. Damien Harris-UA	Jr	7	9	9	0	0	0	54	7.7
3. Nick Fitzgerald-MS	Jr	6	7	7	0	0	0	42	7.0
4. Nick Chubb-UG	Sr	7	8	8	0	0	0	48	6.9
5. Sony Michel-UG	Sr	6	6	6	0	0	0	36	6.0
Keith Ford-AM	Sr	7	7	7	0	0	0	42	6.0
David Williams-AR	Sr	6	6	5	1	0	0	36	6.0
John Kelly-UT	Jr	6	6	6	0	0	0	36	6.0
Lamical Perine-UF	So	6	6	6	0	0	0	36	6.0
Benny Snell-UK	So	6	6	6	0	0	0	36	6.0

SCORING (KICK)									
	Cl	G	PAT	FG	Pts	Avg/G			
1. Andy Pappanastos-UA	Sr	7	36-36	12-15	72	10.3			
2. Daniel Carlson-AU	Sr	7	28-28	14-18	70	10.0			
3. Daniel LaCamera-AM	Jr	7	25-25	14-16	67	9.6			
4. A. MacGinnis-UK	Sr	6	18-18	13-18	57	9.5			
5. Rodrigo Blankenship-UG	So	7	31-31	10-11	61	8.7			
6. Tucker McCann-MO	So	6	20-21	6-8	38	6.3			
7. Gary Wunderlich-UM	Sr	5	12-14	6-9	30	6.0			
8. Eddy Pineiro-UF	Jr	6	16-17	6-7	34	5.7			
9. Connor Culp-LS	Fr	4	9-9	4-5	21	5.2			
10. Jace Christmann-MS	Fr	6	14-14	5-5	29	4.8			

PUNT RETURN AVG		Cl	G	No.	Yds	TD	Long	Avg/G
KICK RETURN AVG		Cl	G	No.	Yds	TD	Long	Avg/G
1.	D. Mason-MO	So	4	8	220	0	51	27.5
2.	Christian Kirk-AM	Jr	7	12	323	1	100	26.9
3.	Noah Igbinoghene-AU	Fr	7	8	212	0	70	26.5
4.	Mecole Hardman-UG	So	7	7	178	0	38	25.4
5.	J. Wakefield-VU	Fr	6	9	228	0	45	25.3
6.	Jaylon Jones-UM	So	6	16	399	1	97	24.9
7.	Lynn Bowden Jr.-UK	Fr	6	7	172	0	35	24.6
8.	Tyrie Cleveland-UF	So	5	5	118	0	46	23.6
9.	De'Vion Warren-AR	Fr	6	10	226	0	42	22.6
10.	Clyd Edwards-Helaire-LS	Fr	7	8	166	0	26	20.8



2017 Southeastern Conference Football  
Individual Statistics Through games of Oct 15, 2017



ALL PURPOSE	CI	G	Rush	Rcv	PR	KR	Yds	Avg/G
1. Kerryon Johnson-AU	Jr	5	660	42	0	0	702	140.4
2. John Kelly-UT	Jr	6	552	250	0	0	802	133.7
3. A.J. Brown-UM	So	6	0	678	8	0	686	114.3
4. D.J. Chark-LS	Sr	7	60	535	188	0	783	111.9
5. Christian Kirk-AM	Jr	7	27	360	57	323	767	109.6
6. Aeris Williams-MS	Jr	6	523	77	0	0	600	100.0
7. Nick Chubb-UG	Sr	7	688	11	0	0	699	99.9
8. Damien Harris-UA	Jr	7	625	46	19	0	690	98.6
9. Benny Snell-UK	So	6	523	38	0	0	561	93.5
10. Malik Davis-UF	Fr	6	506	52	0	0	558	93.0

PUNTING	CI	G	No.	Yds	Lg	I20	50+	TB	Avg.
1. Johnny Townsend-UF	Sr	6	34	1650	67	14	16	2	48.5
2. Trevor Daniel-UT	Sr	6	35	1686	72	15	17	4	48.2
3. Corey Fatony-MO	Jr	6	29	1343	70	15	12	3	46.3
4. Logan Cooke-MS	Sr	6	25	1155	67	12	10	3	46.2
5. Shane Tripucka-AM	Jr	7	41	1893	64	12	15	4	46.2
6. Cameron Nizialek-UG	Sr	7	26	1136	59	13	7	0	43.7
7. Joseph Charlton-SC	So	7	29	1264	73	6	10	1	43.6
8. Zach Von Rosenberg-LS	Fr	5	14	597	49	3	0	1	42.6
9. Matt Panton-UK	Sr	6	33	1402	71	12	4	2	42.5
10. Will Gleeson-UM	Sr	6	23	938	51	9	1	1	40.8

FIELD GOALS	CI	G	Made	Att.	Long	Pct.	FG/G
1. A. MacGinnis-UK	Sr	6	13	18	53	72.2	2.17
2. Daniel LaCamera-AM	Jr	7	14	16	52	87.5	2.00
Daniel Carlson-AU	Sr	7	14	18	54	77.8	2.00
4. Andy Pappanastos-UA	Sr	7	12	15	46	80.0	1.71
5. Rodrigo Blankenship-UG	So	7	10	11	49	90.9	1.43
6. Brent Cimaglia-UT	Fr	3	4	7	51	57.1	1.33
7. Gary Wunderlich-UM	Sr	5	6	9	29	66.7	1.20
8. Connor Culp-LS	Fr	4	4	5	45	80.0	1.00
Eddy Pineiro-UF	Jr	6	6	7	46	85.7	1.00
Tucker McCann-MO	So	6	6	8	43	75.0	1.00

FIELD GOAL PCT	CI	G	Made	Att.	Long	Pct.
1. Daniel LaCamera-AM	Jr	7	14	16	52	87.5
2. Andy Pappanastos-UA	Sr	7	12	15	46	80.0
3. Daniel Carlson-AU	Sr	7	14	18	54	77.8
4. A. MacGinnis-UK	Sr	6	13	18	53	72.2
5. Brent Cimaglia-UT	Fr	3	4	7	51	57.1
6. Parker White-SC	Fr	7	7	14	47	50.0

PAT KICKING PCT	CI	G	Made	Att.	Pct.
1. Andy Pappanastos-UA	Sr	7	36	36	100.0
Rodrigo Blankenship-UG	So	7	31	31	100.0
Daniel Carlson-AU	Sr	7	28	28	100.0
Daniel LaCamera-AM	Jr	7	25	25	100.0
Tommy Openshaw-VU	Sr	7	21	21	100.0
A. MacGinnis-UK	Sr	6	18	18	100.0
Aaron Medley-UT	Sr	5	16	16	100.0
Jace Christmann-MS	Fr	6	14	14	100.0
Jack Gonsoulin-LS	So	5	14	14	100.0
Connor Culp-LS	Fr	4	9	9	100.0



2017 Southeastern Conference Football  
Individual Statistics Through games of Oct 15, 2017



TACKLES (All positions)	Cl	G	Pos	Solo	Ast	Total	Avg/G
1. Devin White-LS	So	7	LB	21	56	77	11.0
2. De'Jon Harris-AR	So	6	LB	33	22	55	9.2
3. David Reese-UF	So	6		23	30	53	8.8
4. L. Wiley-VU	Jr	7		35	24	59	8.4
5. Tyrel Dodson-AM	So	7	LB	35	22	57	8.1
6. T.J. Brunson-SC	So	7	LB	31	25	56	8.0
Cale Garrett-MO	So	6	LB	29	19	48	8.0
Daniel Bituli-UT	So	6		25	23	48	8.0
Cortez McDowell-UT	Sr	3		12	12	24	8.0
10. DeMarquis Gates-UM	Sr	6		31	16	47	7.8
11. Terez Hall-MO	Jr	6	LB	30	16	46	7.7
12. Roquan Smith-UG	Jr	7	LB	29	24	53	7.6
13. Nigel Warrior-UT	So	6		18	27	45	7.5
14. Dre Greenlaw-AR	Jr	6		23	21	44	7.3
15. Skai Moore-SC	Sr	7	LB	32	19	51	7.3
Emmanuel Smith-VU	Sr	7		24	27	51	7.3
17. Tre' Williams-AU	Sr	4	LB	16	13	29	7.2
18. Courtney Love-UK	Sr	6	LB	15	28	43	7.2
Mike Edwards-UK	Jr	6		21	22	43	7.2
20. Armani Watts-AM	Sr	7	DB	34	15	49	7.0
21. Oren Burks-VU	Sr	7		24	24	48	6.9
Otaro Alaka-AM	Jr	7	LB	25	23	48	6.9
23. Darius West-UK	Jr	6	DB	25	15	40	6.7
Rashaan Gaulden-UT	Jr	6		25	15	40	6.7
25. Dez Harris-MS	Sr	6		12	27	39	6.5
26. Christian LaCouture-LS	Sr	7	DE	6	39	45	6.4
27. Zedrick Woods-UM	Jr	6		26	11	37	6.2
Chauncey Gardner-UF	So	6		22	15	37	6.2
29. J.T. Gray-MS	Sr	6		9	27	36	6.0
John Battle-LS	Jr	6	DB	21	15	36	6.0
Sherrils, Anthony-MO	Sr	4	DB	19	5	24	6.0
32. Ronnie Harrison-UA	Jr	7	DB	23	18	41	5.9
33. Josh Allen-UK	Jr	6	LB	21	14	35	5.8
Colton Jumper-UT	Sr	6		13	22	35	5.8
35. Chris Lammons-SC	Sr	7	DB	30	10	40	5.7
36. Micah Abernathy-UT	Jr	6		21	13	34	5.7
Quart'e Sapp-UT	So	6		16	18	34	5.7
38. Donnie Alexander-LS	Sr	6	LB	8	25	33	5.5
39. Ryan White-VU	Sr	7		25	13	38	5.4
40. Kaleb Prewett-MO	Jr	6		24	7	31	5.2
Jeffery Simmons-MS	So	6		11	20	31	5.2
Josiah Coatney-UM	So	6		16	15	31	5.2
Mark McLaurin-MS	Jr	6		13	18	31	5.2
44. J.R. Reed-UG	So	7	DB	19	17	36	5.1
Greg Gilmore-LS	Sr	7		7	29	36	5.1
Dashaun Davis-AU	Jr	7	LB	17	19	36	5.1
47. Derrick Baity-UK	Jr	6	DB	22	8	30	5.0
48. Shaun Dion Hamilton-UA	Sr	7	LB	18	16	34	4.9
D.J. Wonnum-SC	So	7	DL	22	12	34	4.9
50. C.J. Moore-UM	Jr	6		17	12	29	4.8

SACKS	Cl	G	Pos	Solo	Ast	Total	Avg/G
1. Josh Allen-UK	Jr	6	LB	6	1	6.5	1.08
2. Jeff Holland-AU	Jr	7		6	1	6.5	0.93
3. Charles Wright-VU	Jr	7		5	2	6.0	0.86
4. Landis Durham-AM	Jr	7	DL	5	1	5.5	0.79
5. Otaro Alaka-AM	Jr	7	LB	5	0	5.0	0.71
6. Marquis Haynes-UM	Sr	6		4	1	4.5	0.75
Colton Jumper-UT	Sr	6		4	1	4.5	0.75
8. Tyrel Dodson-AM	So	7	LB	4	1	4.5	0.64
Raekwon Davis-UA	So	7	DL	4	1	4.5	0.64
Greg Gilmore-LS	Sr	7		2	5	4.5	0.64
11. Corey Thompson-LS	Sr	7	LB	3	2	4.0	0.57
D.J. Wonnum-SC	So	7	DL	4	0	4.0	0.57
13. Jeffery Simmons-MS	So	6		3	1	3.5	0.58
14. Jarrett Johnson-AM	Sr	7	DL	3	1	3.5	0.50
Christian LaCouture-LS	Sr	7	DE	3	1	3.5	0.50
Dante Sawyer-SC	Sr	6	DL	3	0	3.0	0.50
17. Lorenzo Carter-UG	Sr	7	LB	3	0	3.0	0.43
18. Taven Bryan-UF	Jr	6		2	2	3.0	0.50
19. Zaycoven Henderson-AM	Sr	7	DL	2	1	2.5	0.36
20. Dwayne Eugene-AR	Sr	6	LB	2	1	2.5	0.42

TACKLES FOR LOSS	Cl	G	Pos	Solo	Ast	Total	Avg/G
1. Otaro Alaka-AM	Jr	7	LB	11	0	11.0	1.57
2. Jeff Holland-AU	Jr	7		8	1	8.5	1.21
D.J. Wonnum-SC	So	7	DL	8	1	8.5	1.21
4. Tyrel Dodson-AM	So	7	LB	7	2	8.0	1.14
5. Terez Hall-MO	Jr	6	LB	6	4	8.0	1.33
6. Devin White-LS	So	7	LB	6	3	7.5	1.07
Armani Watts-AM	Sr	7	DB	7	1	7.5	1.07
8. Josh Allen-UK	Jr	6	LB	7	1	7.5	1.25
9. Dare Odeyingbo-VU	Jr	7		6	2	7.0	1.00
10. Colton Jumper-UT	Sr	6		5	4	7.0	1.17
11. Charles Wright-VU	Jr	7		5	4	7.0	1.00
12. CeCe Jefferson-UF	Jr	6		6	2	7.0	1.17
13. Marquis Haynes-UM	Sr	6		5	3	6.5	1.08
14. Skai Moore-SC	Sr	7	LB	5	2	6.0	0.86
Stephen Roberts-AU	Sr	7	DB	5	2	6.0	0.86
16. Lorenzo Carter-UG	Sr	7	LB	5	1	5.5	0.79
Shaun Dion Hamilton-UA	Sr	7	LB	4	3	5.5	0.79
18. Dwayne Eugene-AR	Sr	6	LB	5	1	5.5	0.92
19. Landis Durham-AM	Jr	7	DL	5	1	5.5	0.79
20. Jabari Zuniga-UF	So	5		5	1	5.5	1.10



2017 Southeastern Conference Football  
Individual Statistics Through games of Oct 15, 2017



PASSES DEFENDED	Cl	G	BrUp	Int.	Total	Avg/G
1. Levi Wallace-UA	Sr	7	9	3	12	1.71
2. Duke Dawson-UF	Sr	6	7	2	9	1.50
3. Carlton Davis-AU	Jr	7	8	1	9	1.29
Andraez Williams-LS	Fr	7	6	3	9	1.29
5. Marco Wilson-UF	Fr	6	7	0	7	1.17
Mike Edwards-UK	Jr	6	4	3	7	1.17
7. Armani Watts-AM	Sr	7	4	4	8	1.14
8. Javien Hamilton-UM	Jr	6	4	2	6	1.00
Deandre Baker-UG	Jr	7	6	1	7	1.00
Tyrel Dodson-AM	So	7	4	3	7	1.00
Tre Herndon-VU	Sr	6	6	0	6	1.00
Derrick Baity-UK	Jr	6	5	1	6	1.00
JaMarcus King-SC	Sr	7	6	1	7	1.00
14. Tyrique McGhee-UG	So	7	5	1	6	0.86
Donte Jackson-LS	Jr	7	6	0	6	0.86
16. Santos Ramirez-AR	Jr	6	4	1	5	0.83
Emmanuel Moseley-UT	Sr	6	5	0	5	0.83
18. Javaris Davis-AU	So	4	2	1	3	0.75
19. J. Williams-VU	So	7	5	0	5	0.71
Grant Delpit-LS	Fr	7	5	0	5	0.71

INTERCEPTIONS	Cl	G	No.	Yds	TD	Long	Avg/G
1. Armani Watts-AM	Sr	7	4	15	0	15	0.57
2. Mike Edwards-UK	Jr	6	3	1	0	1	0.50
3. Levi Wallace-UA	Sr	7	3	66	1	35	0.43
Tyrel Dodson-AM	So	7	3	41	1	40	0.43
Andraez Williams-LS	Fr	7	3	28	0	28	0.43
6. CJ Henderson-UF	Fr	6	2	57	2	41	0.33
Duke Dawson-UF	Sr	6	2	48	1	48	0.33
Cale Garrett-MO	So	6	2	21	0	21	0.33
C.J. Moore-UM	Jr	6	2	15	0	15	0.33
Javien Hamilton-UM	Jr	6	2	11	0	11	0.33

FUMBLES FORCED	Cl	G	No.	Avg/G
1. Deandre Johnson-UT	Fr	3	2	0.67
Dante Sawyer-SC	Sr	6	4	0.67
3. Debione Renfro-AM	Fr	7	3	0.43
Landis Durham-AM	Jr	7	3	0.43
5. Anfernee Jennings-UA	So	5	2	0.40
6. Gerri Green-MS	Jr	6	2	0.33
Denzil Ware-UK	Jr	6	2	0.33
Santos Ramirez-AR	Jr	6	2	0.33
Josh Allen-UK	Jr	6	2	0.33
Darius West-UK	Jr	6	2	0.33

FUMBLES RECOVERED	Cl	G	No.	Avg/G
1. Lorenzo Carter-UG	Sr	7	3	0.43
2. Cortez McDowell-UT	Sr	3	1	0.33
Denzil Ware-UK	Jr	6	2	0.33
Courtney Love-UK	Sr	6	2	0.33
5. T.J. Brunson-SC	So	7	2	0.29
Kingsley Keke-AM	Jr	7	2	0.29
Deshaw Capers-Smith-AM	Jr	7	2	0.29
8. Da'Shawn Hand-UA	Sr	5	1	0.20
Darrell Taylor-UT	So	5	1	0.20
Rashaan Evans-UA	Sr	5	1	0.20



**2017 Southeastern Conference Football**  
Conference Statistical Ranking Comparison Through games of Oct 15, 2017



Team	Offense				Defense			
	Rushing	Passing	Total Off.	Scoring	Rushing	Passing	Total Def.	Scoring
Alabama	1	11	1	1	1	7	2	1
Arkansas	8	6	9	7	10	8	9	12
Auburn	4	4	6	3	4	6	4	3
Florida	7	12	10	12	8	9	6	8
Georgia	2	14	3	2	2	3	1	2
Kentucky	10	5	11	8	3	14	11	7
LSU	6	8	8	10	9	5	5	5
Mississippi State	3	13	5	5	5	2	3	6
Missouri	9	2	4	9	11	13	14	14
Ole Miss	13	1	2	5	12	10	13	13
South Carolina	12	3	12	11	7	11	8	4
Tennessee	11	10	13	14	14	1	7	9
Texas A&M	5	9	7	4	6	12	10	10
Vanderbilt	14	7	14	13	13	3	12	11

Team	Kick ret.	Punt ret.	Interceptions	Sacks	TFL	Turnover Mar.
Alabama	10	9	4	4	3	1
Arkansas	14	13	12	13	14	10
Auburn	5	8	7	3	2	7
Florida	13	11	2	7	6	12
Georgia	5	10	3	10	7	5
Kentucky	3	1	13	9	13	2
LSU	11	2	10	2	8	7
Mississippi State	12	7	1	13	12	7
Missouri	7	13	9	10	8	14
Ole Miss	2	12	11	10	10	11
South Carolina	4	6	5	5	5	3
Tennessee	1	3	14	8	10	13
Texas A&M	8	4	8	1	1	3
Vanderbilt	9	5	6	6	3	5





**2017 Southeastern Conference Football  
Team Statistics Through games of Oct 15, 2017  
(Conference games)**



SCORING OFFENSE	G	TD	FG	XPT	2XP	DXP	Saf	Pts	Avg/G
1. Alabama	4	25	6	25	0	0	0	193	48.2
2. Georgia	4	21	8	20	0	0	0	170	42.5
3. Auburn	4	20	9	20	0	0	0	167	41.8
4. Kentucky	3	9	9	9	0	0	0	90	30.0
5. Texas A&M	4	12	9	11	0	0	1	112	28.0
6. Ole Miss	3	10	4	9	0	0	1	83	27.7
7. Florida	5	16	5	14	0	0	0	125	25.0
8. South Carolina	5	15	7	13	0	0	0	124	24.8
9. Arkansas	3	10	2	6	1	0	0	74	24.7
10. Missouri	4	11	4	11	0	0	0	89	22.2
11. Vanderbilt	4	10	1	10	0	0	0	73	18.2
12. LSU	3	6	3	6	0	0	0	51	17.0
13. Mississippi State	3	5	5	5	0	0	0	50	16.7
14. Tennessee	3	2	5	2	0	0	0	29	9.7

SCORING DEFENSE	G	TD	FG	XPT	2XP	DXP	Saf	Pts	Avg/G
1. Alabama	4	3	3	2	0	0	1	31	7.8
2. Georgia	4	6	1	6	0	0	0	45	11.2
3. South Carolina	5	9	10	7	0	0	0	91	18.2
4. Auburn	4	9	4	8	0	0	0	74	18.5
5. Florida	5	11	10	11	0	0	0	107	21.4
6. Kentucky	3	10	2	9	0	0	0	75	25.0
7. LSU	3	8	7	7	0	0	0	76	25.3
8. Texas A&M	4	13	4	12	1	0	0	104	26.0
9. Tennessee	3	9	7	7	0	0	0	82	27.3
10. Mississippi State	3	12	1	12	0	0	0	87	29.0
11. Missouri	4	20	12	19	0	0	0	175	43.8
12. Arkansas	3	17	7	16	0	0	0	139	46.3
13. Ole Miss	3	19	4	19	0	0	0	145	48.3
14. Vanderbilt	4	26	5	26	0	0	1	199	49.8

TOTAL OFFENSE	G	Rush	Pass	Plays	Yards	Avg/P	TD	Avg/G
1. Alabama	4	1401	740	298	2141	7.2	24	535.2
2. Georgia	4	1290	737	271	2027	7.5	21	506.8
3. Auburn	4	1022	886	272	1908	7.0	19	477.0
4. Ole Miss	3	423	862	212	1285	6.1	10	428.3
5. Missouri	4	574	1069	264	1643	6.2	11	410.8
6. Kentucky	3	492	687	208	1179	5.7	9	393.0
7. Florida	5	1008	907	319	1915	6.0	15	383.0
8. Texas A&M	4	676	792	276	1468	5.3	11	367.0
9. Mississippi State	3	656	440	225	1096	4.9	5	365.3
10. Arkansas	3	359	655	213	1014	4.8	10	338.0
11. South Carolina	5	602	1075	312	1677	5.4	11	335.4
12. LSU	3	506	468	186	974	5.2	5	324.7
13. Tennessee	3	365	472	182	837	4.6	2	279.0
14. Vanderbilt	4	338	703	225	1041	4.6	10	260.2

TOTAL DEFENSE	G	Rush	Pass	Plays	Yards	Avg/P	TD	Avg/G
1. Alabama	4	226	640	234	866	3.7	3	216.5
2. Georgia	4	362	608	224	970	4.3	6	242.5
3. Florida	5	648	1048	317	1696	5.4	11	339.2
4. South Carolina	5	825	930	345	1755	5.1	9	351.0
5. Tennessee	3	656	425	193	1081	5.6	8	360.3
6. Texas A&M	4	723	739	262	1462	5.6	13	365.5
7. Auburn	4	558	925	299	1483	5.0	8	370.8
8. LSU	3	668	453	195	1121	5.7	8	373.7
9. Mississippi State	3	580	605	168	1185	7.1	11	395.0
10. Kentucky	3	453	868	196	1321	6.7	10	440.3
11. Arkansas	3	752	603	200	1355	6.8	13	451.7
12. Missouri	4	993	1030	295	2023	6.9	19	505.8
13. Ole Miss	3	879	712	221	1591	7.2	18	530.3
14. Vanderbilt	4	1389	907	314	2296	7.3	26	574.0

RUSHING OFFENSE	G	Att.	Yards	Avg/A	Long	TD	Avg/G
1. Alabama	4	204	1401	6.9	75	17	350.2
2. Georgia	4	202	1290	6.4	71	14	322.5
3. Auburn	4	187	1022	5.5	67	13	255.5
4. Mississippi State	3	132	656	5.0	39	2	218.7
5. Florida	5	196	1008	5.1	79	11	201.6
6. Texas A&M	4	169	676	4.0	79	8	169.0
7. LSU	3	116	506	4.4	70	3	168.7
8. Kentucky	3	118	492	4.2	71	4	164.0
9. Missouri	4	125	574	4.6	27	1	143.5
10. Ole Miss	3	97	423	4.4	55	4	141.0
11. Tennessee	3	101	365	3.6	38	1	121.7
12. South Carolina	5	162	602	3.7	34	3	120.4
13. Arkansas	3	106	359	3.4	30	4	119.7
14. Vanderbilt	4	95	338	3.6	48	3	84.5

RUSHING DEFENSE	G	Att.	Yards	Avg/A	Long	TD	Avg/G
1. Alabama	4	111	226	2.0	44	1	56.5
2. Georgia	4	112	362	3.2	39	1	90.5
3. Florida	5	171	648	3.8	38	3	129.6
4. Auburn	4	147	558	3.8	70	2	139.5
5. Kentucky	3	89	453	5.1	36	3	151.0
6. South Carolina	5	204	825	4.0	54	6	165.0
7. Texas A&M	4	157	723	4.6	79	7	180.8
8. Mississippi State	3	110	580	5.3	67	7	193.3
9. Tennessee	3	124	656	5.3	72	5	218.7
10. LSU	3	130	668	5.1	28	5	222.7
11. Missouri	4	183	993	5.4	71	13	248.2
12. Arkansas	3	121	752	6.2	79	7	250.7
13. Ole Miss	3	139	879	6.3	48	10	293.0
14. Vanderbilt	4	212	1389	6.6	61	18	347.2

PASS OFFENSE	G	Comp-Att-Int	Pct.	Yds	Avg/A	TD	Avg/G
1. Ole Miss	3	70-115-2	60.9	862	7.5	6	287.3
2. Missouri	4	74-139-4	53.2	1069	7.7	10	267.2
3. Kentucky	3	56-90-2	62.2	687	7.6	5	229.0
4. Auburn	4	53-85-0	62.4	886	10.4	6	221.5
5. Arkansas	3	56-107-4	52.3	655	6.1	6	218.3
6. South Carolina	5	90-150-2	60.0	1075	7.2	8	215.0
7. Texas A&M	4	60-107-3	56.1	792	7.4	3	198.0
8. Alabama	4	58-94-1	61.7	740	7.9	7	185.0
9. Georgia	4	44-69-2	63.8	737	10.7	7	184.2
10. Florida	5	79-123-4	64.2	907	7.4	4	181.4
11. Vanderbilt	4	60-130-2	46.2	703	5.4	7	175.8
12. Tennessee	3	43-81-5	53.1	472	5.8	1	157.3
13. LSU	3	35-70-0	50.0	468	6.7	2	156.0
14. Mississippi State	3	43-93-4	46.2	440	4.7	3	146.7

PASS DEFENSE	G	Comp-Att-Int	Pct.	Yds	Avg/A	TD	Avg/G
1. Tennessee	3	40-69-2	58.0	425	6.2	3	141.7
2. LSU	3	34-65-0	52.3	453	7.0	3	151.0
3. Georgia	4	58-112-5	51.8	608	5.4	5	152.0
4. Alabama	4	63-123-5	51.2	640	5.2	2	160.0
5. Texas A&M	4	60-105-3	57.1	739	7.0	6	184.8
6. South Carolina	5	80-141-5	56.7	930	6.6	3	186.0
7. Arkansas	3	43-79-2	54.4	603	7.6	6	201.0
8. Mississippi State	3	36-58-0	62.1	605	10.4	4	201.7
9. Florida	5	74-146-4	50.7	1048	7.2	8	209.6
10. Vanderbilt	4	66-102-0	64.7	907	8.9	8	226.8
11. Auburn	4	83-152-3	54.6	925	6.1	6	231.2
12. Ole Miss	3	47-82-1	57.3	712	8.7	8	237.3
13. Missouri	4	74-112-2	66.1	1030	9.2	6	257.5
14. Kentucky	3	63-107-3	58.9	868	8.1	7	289.3



2017 Southeastern Conference Football  
Team Statistics Through games of Oct 15, 2017  
(Conference games)



PASS EFFICIENCY								INTERCEPTIONS								
	G	Comp-Att-Int	Pct.	Yds	Avg/G	TD	Effic.		G	No.	Yards	TD	Long	Avg.		
1. Georgia	4	44-69-2	63.8	737	184.2	7	181.2	1. South Carolina	5	5	97	2	45	19.4		
2. Auburn	4	53-85-0	62.4	886	221.5	6	173.2	2. Georgia	4	5	89	0	34	17.8		
3. Alabama	4	58-94-1	61.7	740	185.0	7	150.3	3. Alabama	4	5	67	1	35	13.4		
4. Kentucky	3	56-90-2	62.2	687	229.0	5	140.2	4. Florida	5	4	20	1	16	5.0		
5. Ole Miss	3	70-115-2	60.9	862	287.3	6	137.6	5. Texas A&M	4	3	0	0	0	0.0		
6. Missouri	4	74-139-4	53.2	1069	267.2	10	135.8	6. Auburn	4	3	37	1	37	12.3		
7. South Carolina	5	90-150-2	60.0	1075	215.0	8	135.1	7. Kentucky	3	3	25	0	21	8.3		
8. Florida	5	79-123-4	64.2	907	181.4	4	130.4	8. Arkansas	3	2	3	0	3	1.5		
9. Texas A&M	4	60-107-3	56.1	792	198.0	3	121.9	9. Missouri	4	2	21	0	21	10.5		
10. LSU	3	35-70-0	50.0	468	156.0	2	115.6	10. Tennessee	3	2	0	0	0	0.0		
11. Arkansas	3	56-107-4	52.3	655	218.3	6	114.8	11. Ole Miss	3	1	11	0	11	11.0		
12. Vanderbilt	4	60-130-2	46.2	703	175.8	7	106.3	12. Vanderbilt	4	0	0	0	0	0.0		
13. Tennessee	3	43-81-5	53.1	472	157.3	1	93.8	LSU	3	0	0	0	0	0.0		
14. Mississippi State	3	43-93-4	46.2	440	146.7	3	88.0	Mississippi State	3	0	0	0	0	0.0		
PASS DEFENSE EFFIC.								PUNTING								
	G	Comp-Att-Int	Pct.	Yds	Avg/G	TD	Effic.		G	No.	Yards	Avg/P	Ret.	Avg/R	TB	Net/P
1. Alabama	4	63-123-5	51.2	640	160.0	2	92.2	1. Missouri	4	18	809	44.9	1	0.1	2	42.7
2. Georgia	4	58-112-5	51.8	608	152.0	5	103.2	2. Texas A&M	4	25	1121	44.8	22	0.9	2	42.4
3. South Carolina	5	80-141-5	56.7	930	186.0	3	112.1	3. Georgia	4	11	472	42.9	13	1.2	0	41.7
4. Auburn	4	83-152-3	54.6	925	231.2	6	114.8	4. Mississippi State	3	15	676	45.1	13	0.9	2	41.5
5. Tennessee	3	40-69-2	58.0	425	141.7	3	118.3	5. South Carolina	5	21	903	43.0	13	0.6	1	41.4
6. Florida	5	74-146-4	50.7	1048	209.6	8	123.6	6. Florida	5	29	1347	46.4	183	6.3	1	39.4
7. LSU	3	34-65-0	52.3	453	151.0	3	126.1	7. Arkansas	3	20	789	39.5	15	0.8	0	38.7
8. Texas A&M	4	60-105-3	57.1	739	184.8	6	129.4	8. Kentucky	3	12	491	40.9	19	1.6	1	37.7
9. Arkansas	3	43-79-2	54.4	603	201.0	6	138.5	9. Vanderbilt	4	26	1048	40.3	50	1.9	1	37.6
10. Kentucky	3	63-107-3	58.9	868	289.3	7	143.0	10. Tennessee	3	18	822	45.7	112	6.2	2	37.2
11. Missouri	4	74-112-2	66.1	1030	257.5	6	157.4	11. LSU	3	20	800	40.0	52	2.6	1	36.4
12. Ole Miss	3	47-82-1	57.3	712	237.3	8	160.0	12. Ole Miss	3	19	748	39.4	67	3.5	0	35.8
13. Vanderbilt	4	66-102-0	64.7	907	226.8	8	165.3	13. Auburn	4	15	590	39.3	88	5.9	1	32.1
14. Mississippi State	3	36-58-0	62.1	605	201.7	4	172.4	14. Alabama	4	12	426	35.5	3	0.2	2	31.9
KICKOFF RETURNS								KICKOFF COVERAGE								
	G	No.	Yards	TD	Long	Avg.		G	No.	Yards	Avg.	Ret.	TB	NetAvg		
1. Auburn	4	7	196	0	70	28.0	1. Alabama	4	36	2285	63.5	290	17	43.6		
2. Alabama	4	4	101	0	39	25.2	2. Mississippi State	3	13	840	64.6	114	7	42.4		
3. Missouri	4	9	217	0	38	24.1	3. LSU	3	12	764	63.7	56	8	42.3		
4. Kentucky	3	4	95	0	35	23.8	4. Vanderbilt	4	15	947	63.1	49	11	41.5		
5. South Carolina	5	13	297	1	97	22.8	5. Florida	5	24	1539	64.1	0	22	41.2		
6. Georgia	4	4	91	0	25	22.8	6. Tennessee	3	10	646	64.6	87	6	40.9		
7. Vanderbilt	4	15	333	0	45	22.2	7. Auburn	4	33	2138	64.8	103	28	40.5		
8. Mississippi State	3	1	22	0	22	22.0	8. South Carolina	5	27	1709	63.3	145	19	40.3		
9. Florida	5	10	214	0	46	21.4	9. Georgia	4	32	2055	64.2	172	24	40.1		
10. Tennessee	3	4	81	0	26	20.2	10. Kentucky	3	21	1253	59.7	187	9	40.0		
11. Arkansas	3	10	202	0	42	20.2	11. Texas A&M	4	23	1464	63.7	279	12	38.5		
12. Texas A&M	4	12	241	1	100	20.1	12. Ole Miss	3	16	1029	64.3	290	5	38.4		
13. LSU	3	3	60	0	21	20.0	13. Missouri	4	19	1207	63.5	286	9	36.6		
14. Ole Miss	3	9	155	0	31	17.2	14. Arkansas	3	15	860	57.3	247	4	34.2		
PUNT RETURN AVG								FIELD GOALS								
	G	No.	Yards	TD	Long	Avg.		G	Made	Att	Pct.					
1. Kentucky	3	3	87	0	52	29.0	1. Texas A&M	4	9	9	1.000					
2. Tennessee	3	2	39	0	29	19.5	Georgia	4	8	8	1.000					
3. Mississippi State	3	3	54	0	35	18.0	Mississippi State	3	5	5	1.000					
4. LSU	3	5	89	1	75	17.8	Florida	5	5	5	1.000					
5. Texas A&M	4	5	60	0	43	12.0	LSU	3	3	3	1.000					
6. Georgia	4	7	66	0	28	9.4	Arkansas	3	2	2	1.000					
7. South Carolina	5	8	71	0	21	8.9	Auburn	4	9	10	.900					
8. Alabama	4	15	111	0	21	7.4	Kentucky	3	9	11	.818					
9. Vanderbilt	4	3	16	0	13	5.3	Ole Miss	3	4	5	.800					
10. Auburn	4	6	30	0	11	5.0	Alabama	4	6	8	.750					
11. Florida	5	6	24	0	9	4.0	Tennessee	3	5	8	.625					
Missouri	4	1	4	0	0	4.0	Missouri	4	4	7	.571					
13. Ole Miss	3	0	0	0	0	0.0	13. South Carolina	5	7	14	.500					
Arkansas	3	0	0	0	0	0.0	14. Vanderbilt	4	1	3	.333					



2017 Southeastern Conference Football  
Team Statistics Through games of Oct 15, 2017  
(Conference games)



PAT KICKING	G	Made	Att	Pct.
1. Alabama	4	25	25	1.000
Georgia	4	20	20	1.000
Auburn	4	20	20	1.000
Texas A&M	4	11	11	1.000
Missouri	4	11	11	1.000
Vanderbilt	4	10	10	1.000
Kentucky	3	9	9	1.000
Ole Miss	3	9	9	1.000
LSU	3	6	6	1.000
Mississippi State	3	5	5	1.000
Tennessee	3	2	2	1.000
12. Florida	5	14	15	.933
13. South Carolina	5	13	15	.867
14. Arkansas	3	6	7	.857

SACKS BY	G	No.	Yards	Avg/G
1. Texas A&M	4	21	133	5.25
2. Alabama	4	14	93	3.50
3. South Carolina	5	12	87	2.40
4. Florida	5	10	58	2.00
5. LSU	3	9	36	3.00
Auburn	4	9	53	2.25
7. Ole Miss	3	8	60	2.67
8. Vanderbilt	4	6	48	1.50
9. Tennessee	3	5	43	1.67
10. Missouri	4	4	27	1.00
Arkansas	3	4	26	1.33
Mississippi State	3	4	28	1.33
Kentucky	3	4	15	1.33
14. Georgia	4	3	17	0.75

SACKS AGAINST	G	No.	Yards	Avg/G
1. Mississippi State	3	3	14	1.00
2. Missouri	4	4	30	1.00
3. Georgia	4	5	30	1.25
4. Alabama	4	6	43	1.50
Kentucky	3	6	35	2.00
6. Auburn	4	7	41	1.75
7. Ole Miss	3	8	54	2.67
LSU	3	8	34	2.67
Vanderbilt	4	8	63	2.00
Texas A&M	4	8	55	2.00
11. Tennessee	3	11	69	3.67
12. South Carolina	5	12	82	2.40
13. Arkansas	3	13	90	4.33
14. Florida	5	14	84	2.80

FIRST DOWNS	G	Rush	Pass	Pen	Total	Avg/G
1. Alabama	4	60	38	5	103	25.8
2. Florida	5	45	39	6	90	18.0
3. Georgia	4	54	29	3	86	21.5
South Carolina	5	34	48	4	86	17.2
5. Auburn	4	44	25	9	78	19.5
6. Missouri	4	35	39	2	76	19.0
7. Texas A&M	4	32	29	5	66	16.5
8. Kentucky	3	21	36	6	63	21.0
9. Ole Miss	3	22	34	5	61	20.3
10. Mississippi State	3	34	19	5	58	19.3
11. Arkansas	3	22	28	5	55	18.3
12. Vanderbilt	4	14	35	3	52	13.0
13. Tennessee	3	18	20	8	46	15.3
14. LSU	3	22	18	5	45	15.0

OPPONENT 1ST DOWNS	G	Rush	Pass	Pen	Total	Avg/G
1. Mississippi State	3	20	18	4	42	14.0
2. Georgia	4	20	21	2	43	10.8
3. Alabama	4	12	24	9	45	11.2
4. Tennessee	3	30	21	2	53	17.7
5. LSU	3	29	20	9	58	19.3
Kentucky	3	25	32	1	58	19.3
7. Arkansas	3	34	25	3	62	20.7
8. Texas A&M	4	33	31	4	68	17.0
9. Ole Miss	3	36	32	4	72	24.0
10. Auburn	4	31	41	4	76	19.0
11. Missouri	4	41	41	6	88	22.0
12. Florida	5	35	45	9	89	17.8
13. South Carolina	5	43	46	7	96	19.2
14. Vanderbilt	4	68	40	7	115	28.8

3RD-DOWN CONVERSIONS	G	Conv.	Att.	Pct.
1. Georgia	4	34	56	60.7
2. Alabama	4	25	55	45.5
3. Auburn	4	25	57	43.9
4. Kentucky	3	18	43	41.9
5. Mississippi State	3	20	50	40.0
6. Missouri	4	23	58	39.7
7. Florida	5	25	68	36.8
8. Arkansas	3	16	45	35.6
9. LSU	3	15	44	34.1
10. South Carolina	5	22	66	33.3
11. Texas A&M	4	20	61	32.8
12. Vanderbilt	4	18	56	32.1
13. Ole Miss	3	11	42	26.2
14. Tennessee	3	10	41	24.4

OPP 3RD-DN CONVERT	G	Conv.	Att.	Pct.
1. Alabama	4	9	55	16.4
2. Texas A&M	4	15	55	27.3
3. Florida	5	20	69	29.0
4. LSU	3	12	36	33.3
Georgia	4	19	57	33.3
6. Auburn	4	25	69	36.2
7. Kentucky	3	16	43	37.2
8. Arkansas	3	15	39	38.5
9. Mississippi State	3	14	36	38.9
10. South Carolina	5	30	73	41.1
11. Tennessee	3	21	43	48.8
12. Ole Miss	3	24	49	49.0
13. Vanderbilt	4	26	53	49.1
14. Missouri	4	36	65	55.4

4TH-DOWN CONVERSIONS	G	Conv.	Att.	Pct.
1. Alabama	4	6	6	100.0
Kentucky	3	3	3	100.0
3. Florida	5	7	9	77.8
4. Texas A&M	4	4	6	66.7
Arkansas	3	2	3	66.7
6. Vanderbilt	4	4	7	57.1
7. Georgia	4	1	2	50.0
8. Auburn	4	2	5	40.0
9. Mississippi State	3	3	8	37.5
10. LSU	3	1	3	33.3
Missouri	4	2	6	33.3
12. South Carolina	5	2	7	28.6
13. Ole Miss	3	1	5	20.0
14. Tennessee	3	0	1	0.0



**2017 Southeastern Conference Football  
Team Statistics Through games of Oct 15, 2017  
(Conference games)**



OPP 4TH-DN CONVERT	G	Conv.	Att.	Pct.
1. Tennessee	3	0	1	0.0
LSU	3	0	3	0.0
3. Mississippi State	3	1	4	25.0
4. Georgia	4	2	6	33.3
5. Auburn	4	4	11	36.4
6. Alabama	4	4	9	44.4
7. South Carolina	5	1	2	50.0
8. Kentucky	3	5	8	62.5
9. Texas A&M	4	2	3	66.7
Missouri	4	2	3	66.7
11. Arkansas	3	3	4	75.0
Florida	5	3	4	75.0
13. Ole Miss	3	5	6	83.3
14. Vanderbilt	4	6	7	85.7

PENALTIES	G	No.	Yards	Avg/G
1. Auburn	4	15	121	30.2
2. Kentucky	3	17	99	33.0
3. South Carolina	5	24	168	33.6
4. Vanderbilt	4	20	135	33.8
5. Arkansas	3	18	119	39.7
6. Tennessee	3	19	120	40.0
7. Mississippi State	3	19	123	41.0
8. Texas A&M	4	24	174	43.5
Missouri	4	22	174	43.5
10. Ole Miss	3	18	139	46.3
11. Georgia	4	25	188	47.0
12. Florida	5	38	266	53.2
13. Alabama	4	25	216	54.0
14. LSU	3	21	219	73.0

OPPONENT PENALTIES	G	No.	Yards	Avg/G
1. Kentucky	3	22	172	57.3
2. Vanderbilt	4	33	229	57.2
3. Tennessee	3	22	162	54.0
Mississippi State	3	14	162	54.0
5. Florida	5	30	239	47.8
6. Ole Miss	3	16	142	47.3
7. Auburn	4	28	185	46.2
8. Texas A&M	4	23	173	43.2
9. Arkansas	3	15	127	42.3
10. LSU	3	18	123	41.0
11. Missouri	4	23	155	38.8
12. Georgia	4	18	126	31.5
13. Alabama	4	19	120	30.0
14. South Carolina	5	24	146	29.2

TIME OF POSSESSION	G	Total possession	Avg/G
1. Georgia	4	140:17	35:04
2. Alabama	4	137:31	34:22
3. Kentucky	3	102:53	34:17
4. Mississippi State	3	98:56	32:58
5. Arkansas	3	92:15	30:45
6. Auburn	4	122:38	30:39
7. Florida	5	152:48	30:33
8. Texas A&M	4	121:00	30:15
9. South Carolina	5	148:57	29:47
10. LSU	3	87:25	29:08
11. Tennessee	3	85:04	28:21
12. Ole Miss	3	79:26	26:28
13. Vanderbilt	4	98:31	24:37
14. Missouri	4	92:19	23:04

TURNOVER MARGIN	Gained			Lost			Margin	Per/G
	Fum	Int	Tot	Fum	Int	Tot		
1. South Carolina	5	5	5	10	1	2	3	+7 1.40
2. Auburn	4	4	3	7	2	0	2	+5 1.25
Alabama	4	3	5	8	2	1	3	+5 1.25
4. Georgia	4	2	5	7	2	2	4	+3 0.75
5. Kentucky	3	2	3	5	1	2	3	+2 0.67
6. Ole Miss	3	1	1	2	0	2	2	+0 0.00
7. Texas A&M	4	2	3	5	3	3	6	-1 -0.25
8. LSU	3	0	0	0	1	0	1	-1 -0.33
Mississippi State	3	3	0	3	0	4	4	-1 -0.33
10. Florida	5	0	4	4	2	4	6	-2 -0.40
11. Vanderbilt	4	1	0	1	2	2	4	-3 -0.75
12. Arkansas	3	1	2	3	2	4	6	-3 -1.00
Tennessee	3	2	2	4	2	5	7	-3 -1.00
14. Missouri	4	0	2	2	6	4	10	-8 -2.00

RED ZONE OFFENSE	G	Scores	Pct.	TDs	(R-P)	FGs	TurnO
1. Georgia	4	17-17	100.0	11	8-3	6-6	0
Auburn	4	17-17	100.0	13	11-2	4-4	0
Florida	5	15-15	100.0	11	9-2	4-4	0
Kentucky	3	12-12	100.0	6	3-3	6-6	0
Ole Miss	3	10-10	100.0	6	3-3	4-4	0
6. Texas A&M	4	14-15	93.3	8	6-2	6-6	1
7. Alabama	4	22-24	91.7	19	14-5	3-3	0
8. Vanderbilt	4	9-10	90.0	9	2-7	0-1	0
9. LSU	3	5-6	83.3	4	2-2	1-1	0
10. Arkansas	3	9-11	81.8	8	4-4	1-1	1
11. South Carolina	5	12-15	80.0	6	2-4	6-7	1
12. Mississippi State	3	8-12	66.7	4	2-2	4-4	0
Missouri	4	6-9	66.7	3	1-2	3-5	0
14. Tennessee	3	4-7	57.1	0	0-0	4-5	1

RED ZONE DEFENSE	G	Scores	Pct.	TDs	(R-P)	FGs	TurnO
1. Georgia	4	4-6	66.7	3	1-2	1-1	0
2. Alabama	4	5-7	71.4	3	1-2	2-2	1
3. Kentucky	3	6-8	75.0	4	2-2	2-3	0
4. Florida	5	12-15	80.0	7	1-6	5-6	1
5. Texas A&M	4	13-16	81.2	10	6-4	3-3	2
South Carolina	5	13-16	81.2	7	6-1	6-7	0
7. Auburn	4	10-11	90.9	7	2-5	3-3	0
8. LSU	3	11-12	91.7	6	5-1	5-5	0
9. Ole Miss	3	17-18	94.4	15	8-7	2-3	0
10. Missouri	4	18-19	94.7	11	9-2	7-8	0
11. Vanderbilt	4	20-21	95.2	15	13-2	5-5	0
12. Mississippi State	3	6-6	100.0	6	5-1	0-0	0
Tennessee	3	11-11	100.0	6	4-2	5-5	0
Arkansas	3	14-14	100.0	8	4-4	6-6	0

ON-SIDE KICKS BY	G	Recovered	Attempts	Success%
1. Texas A&M	4	0	1	0.0
Vanderbilt	4	0	1	0.0
Ole Miss	3	0	1	0.0
Florida	5	0	0	0.0
South Carolina	5	0	0	0.0
Auburn	4	0	0	0.0
LSU	3	0	0	0.0
Missouri	4	0	0	0.0
Mississippi State	3	0	0	0.0
Tennessee	3	0	0	0.0
Arkansas	3	0	0	0.0
Kentucky	3	0	0	0.0
Alabama	4	0	0	0.0
Georgia	4	0	0	0.0



2017 Southeastern Conference Football  
Team Statistics Through games of Oct 15, 2017  
(Conference games)



ON-SIDE KICKS AGAINST	G	Recovered	Attempts	Success%
1. Alabama	4	0	1	0.0
Florida	5	0	1	0.0
Auburn	4	0	1	0.0
South Carolina	5	0	0	0.0
LSU	3	0	0	0.0
Missouri	4	0	0	0.0
Mississippi State	3	0	0	0.0
Tennessee	3	0	0	0.0
Arkansas	3	0	0	0.0
Kentucky	3	0	0	0.0
Georgia	4	0	0	0.0
Ole Miss	3	0	0	0.0
Vanderbilt	4	0	0	0.0
Texas A&M	4	0	0	0.0

ATTENDANCE	Home	Away	Neutral	Total
Alabama	2-101821	2-70704	0-0	4-86262
Arkansas	0-0	2-90618	1-64668	3-81968
Auburn	2-86800	2-78088	0-0	4-82444
Florida	4-86644	1-62945	0-0	5-81904
Georgia	2-92746	2-69368	0-0	4-81057
Kentucky	2-60210	1-82493	0-0	3-67638
LSU	1-101601	2-74422	0-0	3-83481
Mississippi State	1-60596	2-89824	0-0	3-80081
Missouri	2-54798	2-75111	0-0	4-64955
Ole Miss	1-60157	2-94260	0-0	3-82893
South Carolina	2-80954	3-83186	0-0	5-82293
Tennessee	2-100280	1-87736	0-0	3-96098
Texas A&M	2-98744	1-86114	1-64668	4-87068
Vanderbilt	2-38316	2-72318	0-0	4-55317
Totals	25-79931	25-79931	2-64668	52-79344





# 2017 Southeastern Conference Football Individual Statistics Through games of Oct 15, 2017 (Conference games)



RUSHING								
	Cl	G	Att.	Yds	Avg.	TD	Lg	Avg/G
1. Kerryon Johnson-AU	Jr	4	100	524	5.2	12	59	131.0
2. Damien Harris-UA	Jr	4	42	467	11.1	6	75	116.8
3. Malik Davis-UF	Fr	5	74	498	6.7	2	72	99.6
4. Nick Chubb-UG	Sr	4	63	398	6.3	4	33	99.5
5. Jordan Wilkins-UM	Sr	3	43	279	6.5	2	44	93.0
6. Benny Snell-UK	So	3	66	278	4.2	4	71	92.7
7. Sony Michel-UG	Sr	4	39	332	8.5	4	50	83.0
8. John Kelly-UT	Jr	3	51	243	4.8	1	38	81.0
9. Aeris Williams-MS	Jr	3	49	219	4.5	0	28	73.0
10. Kellen Mond-AM	Fr	4	55	270	4.9	2	79	67.5

PASSING AVG/GAME								
	Cl	G	Comp-Att-Int	Yds	TD	Avg/G		
1. Shea Patterson-UM	So	3	70-115-2	862	6	287.3		
2. Drew Lock-MO	Jr	4	74-138-4	1069	10	267.2		
3. Stephen Johnson-UK	Sr	3	55-86-2	663	5	221.0		
4. Jarrett Stidham-AU	So	4	49-80-0	882	6	220.5		
5. Jake Bentley-SC	So	5	90-149-2	1075	8	215.0		
6. Kellen Mond-AM	Fr	4	60-107-3	792	3	198.0		
7. Jake Fromm-UG	Fr	4	41-64-2	713	7	178.2		
8. Kyle Shurmur-VU	Jr	4	52-115-2	628	6	157.0		
9. Austin Allen-AR	Sr	2	24-49-2	313	3	156.5		
10. Danny Etling-LS	Sr	3	35-69-0	468	2	156.0		

PASS EFFICIENCY								
	Cl	G	Comp-Att-Int	Yds	TD	Eff.		
1. Jake Fromm-UG	Fr	4	41-64-2	713	7	187.5		
2. Jarrett Stidham-AU	So	4	49-80-0	882	6	178.6		
3. Stephen Johnson-UK	Sr	3	55-86-2	663	5	143.2		
4. Shea Patterson-UM	So	3	70-115-2	862	6	137.6		
5. Drew Lock-MO	Jr	4	74-138-4	1069	10	136.8		
6. Jake Bentley-SC	So	5	90-149-2	1075	8	136.0		
7. Jalen Hurts-UA	So	4	46-77-1	553	4	134.6		
8. Feleipe Franks-UF	Fr	5	62-96-3	719	3	131.6		
9. Kellen Mond-AM	Fr	4	60-107-3	792	3	121.9		
10. Jarrett Guarantano-UT	Fr	2	17-25-0	149	0	118.1		

RECEPTIONS/GAME								
	Cl	G	No.	Yds	TD	Lg	Yds/G	Rec/G
1. A.J. Brown-UM	So	3	19	289	2	58	96.3	6.3
2. Garrett Johnson-UK	Sr	3	15	208	2	64	69.3	5.0
3. Calvin Ridley-UA	Jr	4	18	222	0	30	55.5	4.5
J. Johnson-MO	So	4	18	209	1	75	52.2	4.5
5. Bryan Edwards-SC	So	5	22	243	1	30	48.6	4.4
6. Van Jefferson-UM	So	3	13	119	0	24	39.7	4.3
7. Jonathan Nance-AR	Jr	3	12	219	2	45	73.0	4.0
John Kelly-UT	Jr	3	12	164	0	52	54.7	4.0
9. Christian Kirk-AM	Jr	4	15	219	3	81	54.8	3.8
10. Ryan Davis-AU	Jr	4	14	195	2	75	48.8	3.5

RECEIVE YDS/GAME								
	Cl	G	No.	Yds	TD	Lg	Avg/C	Yds/G
1. A.J. Brown-UM	So	3	19	289	2	58	15.2	96.3
2. Emanuel Hall-MO	Jr	4	11	336	3	63	30.5	84.0
3. D.J. Chark-LS	Sr	3	9	220	0	47	24.4	73.3
4. Jonathan Nance-AR	Jr	3	12	219	2	45	18.2	73.0
5. Garrett Johnson-UK	Sr	3	15	208	2	64	13.9	69.3
6. Tyrie Cleveland-UF	So	4	11	270	2	63	24.5	67.5
7. Terry Godwin-UG	Jr	4	10	235	2	59	23.5	58.8
8. Calvin Ridley-UA	Jr	4	18	222	0	30	12.3	55.5
9. Christian Kirk-AM	Jr	4	15	219	3	81	14.6	54.8
10. John Kelly-UT	Jr	3	12	164	0	52	13.7	54.7

TOTAL OFFENSE								
	Cl	G	Rush	Pass	Plays	Total	Yds/G	
1. Shea Patterson-UM	So	3	-18	862	134	844	281.3	
2. Drew Lock-MO	Jr	4	21	1069	152	1090	272.5	
3. Kellen Mond-AM	Fr	4	270	792	162	1062	265.5	
4. Stephen Johnson-UK	Sr	3	120	663	114	783	261.0	
5. Jarrett Stidham-AU	So	4	28	882	96	910	227.5	
6. Jake Bentley-SC	So	5	-3	1075	176	1072	214.4	
7. Nick Fitzgerald-MS	Jr	3	191	420	122	611	203.7	
8. Jalen Hurts-UA	So	4	246	553	120	799	199.8	
9. Jake Fromm-UG	Fr	4	70	713	80	783	195.8	
10. Danny Etling-LS	Sr	3	27	468	88	495	165.0	

SCORING												
	Cl	G	TD	FG	XPT	2XP	Pts	Pts/G				
1. Kerryon Johnson-AU	Jr	4	12	0	0	0	72	18.0				
2. A. MacGinnis-UK	Sr	3	0	9	9	0	36	12.0				
3. Daniel Carlson-AU	Sr	4	0	9	20	0	47	11.8				
4. Rodrigo Blankenship-UG	So	4	0	7	20	0	41	10.2				
5. Andy Pappanastos-UA	Sr	4	0	5	25	0	40	10.0				
6. Daniel LaCamera-AM	Jr	4	0	9	11	0	38	9.5				
7. Damien Harris-UA	Jr	4	6	0	0	0	36	9.0				
8. Benny Snell-UK	So	3	4	0	0	0	24	8.0				
David Williams-AR	Sr	3	4	0	0	0	24	8.0				
10. Lamical Perine-UF	So	5	6	0	0	0	36	7.2				

SCORING (TDs)												
	Cl	G	TD	Run	Pass	Ret	Pat	Pts	Avg/G			
1. Kerryon Johnson-AU	Jr	4	12	12	0	0	0	72	18.0			
2. Damien Harris-UA	Jr	4	6	6	0	0	0	36	9.0			
3. David Williams-AR	Sr	3	4	3	1	0	0	24	8.0			
Benny Snell-UK	So	3	4	4	0	0	0	24	8.0			
5. Lamical Perine-UF	So	5	6	6	0	0	0	36	7.2			
6. Sony Michel-UG	Sr	4	4	4	0	0	0	24	6.0			
Christian Kirk-AM	Jr	4	4	0	3	1	0	24	6.0			
Nick Chubb-UG	Sr	4	4	4	0	0	0	24	6.0			
Keith Ford-AM	Sr	4	4	4	0	0	0	24	6.0			
10. Jake Fromm-UG	Fr	4	3	3	0	0	0	18	4.5			

SCORING (KICK)												
	Cl	G	PAT	FG	Pts	Avg/G						
1. A. MacGinnis-UK	Sr	3	9-9	9-11	36	12.0						
2. Daniel Carlson-AU	Sr	4	20-20	9-10	47	11.8						
3. Rodrigo Blankenship-UG	So	4	20-20	7-7	41	10.2						
4. Andy Pappanastos-UA	Sr	4	25-25	5-6	40	10.0						
5. Daniel LaCamera-AM	Jr	4	11-11	9-9	38	9.5						
6. Connor Culp-LS	Fr	2	5-5	3-3	14	7.0						
7. Jace Christmann-MS	Fr	3	5-5	5-5	20	6.7						
8. Brent Cimaglia-UT	Fr	2	0-0	4-6	12	6.0						
9. Eddy Pineiro-UF	Jr	5	14-15	5-5	29	5.8						
10. Tucker McCann-MO	So	4	11-11	4-6	23	5.8						

PUNT RETURN AVG												
	Cl	G	No.	Yds	TD	Long	Avg/G					
1. Trevon Diggs-UA	So	3	7	65	0	21	9.3					
2. Henry Ruggs III-UA	Fr	4	8	46	0	16	5.8					

KICK RETURN AVG												
	Cl	G	No.	Yds	TD	Long	Avg/G					
1. Noah Igbinoghene-AU	Fr	4	7	196	0	70	28.0					
2. Christian Kirk-AM	Jr	4	6	167	1	100	27.8					
3. J. Wakefield-VU	Fr	4	9	228	0	45	25.3					
4. Lynn Bowden Jr.-UK	Fr	3	4	95	0	35	23.8					
5. Mecole Hardman-UG	So	4	4	91	0	25	22.8					
6. De'Vion Warren-AR	Fr	3	7	159	0	42	22.7					
7. D. Mason-MO	So	2	3	68	0	25	22.7					
8. Adarius Lemons-UF	Fr	4	4	82	0	26	20.5					
9. Clyd Edwards-Helaire-LS	Fr	3	3	60	0	21	20.0					
10. Ty Chandler-UT	Fr	3	3	55	0	21	18.3					



**2017 Southeastern Conference Football**  
**Individual Statistics Through games of Oct 15, 2017**  
**(Conference games)**



ALL PURPOSE	Cl	G	Rush	Rcv	PR	KR	Yds	Avg/G
1. Kerryon Johnson-AU	Jr	4	524	42	0	0	566	141.5
2. John Kelly-UT	Jr	3	243	164	0	0	407	135.7
3. Jordan Wilkins-UM	Sr	3	279	98	0	0	377	125.7
4. Damien Harris-UA	Jr	4	467	17	0	0	484	121.0
5. Christian Kirk-AM	Jr	4	0	219	57	167	443	110.8
6. D.J. Chark-LS	Sr	3	23	220	89	0	332	110.7
7. Malik Davis-UF	Fr	5	498	52	0	0	550	110.0
8. Nick Chubb-UG	Sr	4	398	0	0	0	398	99.5
9. Benny Snell-UK	So	3	278	20	0	0	298	99.3
10. A.J. Brown-UM	So	3	0	289	0	0	289	96.3

PUNTING	Cl	G	No.	Yds	Lg	I20	50+	TB	Avg.
1. Trevor Daniel-UT	Sr	3	17	822	72	3	9	2	48.4
2. Johnny Townsend-UF	Sr	5	28	1322	67	13	10	1	47.2
3. Logan Cooke-MS	Sr	3	15	676	67	8	5	2	45.1
4. Corey Fatony-MO	Jr	4	18	809	70	11	7	2	44.9
5. Shane Tripucka-AM	Jr	4	25	1121	56	7	8	2	44.8
6. Joseph Charlton-SC	So	5	21	903	73	5	7	1	43.0
7. Cameron Nizialek-UG	Sr	4	11	472	59	5	4	0	42.9
8. Zach Von Rosenberg-LS	Fr	2	9	386	49	2	0	1	42.9
9. Matt Panton-UK	Sr	3	12	491	54	3	2	1	40.9
10. Sam Loy-VU	So	4	26	1048	56	3	2	1	40.3

FIELD GOALS	Cl	G	Made	Att.	Long	Pct.	FG/G
1. A. MacGinnis-UK	Sr	3	9	11	53	81.8	3.00
2. Daniel LaCamera-AM	Jr	4	9	9	52	100.0	2.25
3. Daniel Carlson-AU	Sr	4	9	10	54	90.0	2.25
4. Brent Cimaglia-UT	Fr	2	4	6	51	66.7	2.00
5. Rodrigo Blankenship-UG	So	4	7	7	49	100.0	1.75
6. Jace Christmann-MS	Fr	3	5	5	45	100.0	1.67
7. Connor Culp-LS	Fr	2	3	3	42	100.0	1.50
8. Andy Pappanastos-UA	Sr	4	5	6	44	83.3	1.25
9. Parker White-SC	Fr	5	6	11	47	54.5	1.20
10. Gary Wunderlich-UM	Sr	2	2	3	27	66.7	1.00

FIELD GOAL PCT	Cl	G	Made	Att.	Long	Pct.
1. Daniel LaCamera-AM	Jr	4	9	9	52	100.0
2. Daniel Carlson-AU	Sr	4	9	10	54	90.0
3. A. MacGinnis-UK	Sr	3	9	11	53	81.8
4. Brent Cimaglia-UT	Fr	2	4	6	51	66.7
5. Parker White-SC	Fr	5	6	11	47	54.5

PAT KICKING PCT	Cl	G	Made	Att.	Pct.
1. Andy Pappanastos-UA	Sr	4	25	25	100.0
Rodrigo Blankenship-UG	So	4	20	20	100.0
Daniel Carlson-AU	Sr	4	20	20	100.0
Daniel LaCamera-AM	Jr	4	11	11	100.0
Tucker McCann-MO	So	4	11	11	100.0
A. MacGinnis-UK	Sr	3	9	9	100.0
Luke Logan-UM	Fr	3	9	9	100.0
Tommy Openshaw-VU	Sr	4	9	9	100.0
Connor Culp-LS	Fr	2	5	5	100.0
10. Eddy Pineiro-UF	Jr	5	14	15	93.3



**2017 Southeastern Conference Football**  
**Individual Statistics Through games of Oct 15, 2017**  
**(Conference games)**



<b>TACKLES (All positions)</b>	<b>Cl</b>	<b>G</b>	<b>Pos</b>	<b>Solo</b>	<b>Ast</b>	<b>Total</b>	<b>Avg/G</b>
1. Devin White-LS	So	3	LB	14	25	39	13.0
2. De'Jon Harris-AR	So	3	LB	24	14	38	12.7
3. L. Wiley-VU	Jr	4		25	17	42	10.5
4. Mike Edwards-UK	Jr	3		18	11	29	9.7
5. Tyrel Dodson-AM	So	4	LB	22	15	37	9.2
6. Terez Hall-MO	Jr	4	LB	20	16	36	9.0
Christian LaCouture-LS	Sr	3	DE	4	23	27	9.0
8. Rashaan Gaulden-UT	Jr	3		16	10	26	8.7
9. Roquan Smith-UG	Jr	4	LB	17	17	34	8.5
10. David Reese-UF	So	5		17	25	42	8.4
11. Oren Burks-VU	Sr	4		15	17	32	8.0
Dre Greenlaw-AR	Jr	3		13	11	24	8.0
Quart'e Sapp-UT	So	3		10	14	24	8.0
14. Nigel Warrior-UT	So	3		11	12	23	7.7
Courtney Love-UK	Sr	3	LB	8	15	23	7.7
16. Cale Garrett-MO	So	4	LB	19	11	30	7.5
17. Micah Abernathy-UT	Jr	3		15	7	22	7.3
DeMarquis Gates-UM	Sr	3		15	7	22	7.3
19. Otar Alaka-AM	Jr	4	LB	16	13	29	7.2
20. Zedrick Woods-UM	Jr	3		14	7	21	7.0
Sherrills, Anthony-MO	Sr	2	DB	12	2	14	7.0
22. Deshaun Davis-AU	Jr	4	LB	11	16	27	6.8
23. J.T. Gray-MS	Sr	3		4	16	20	6.7
Dez Harris-MS	Sr	3		2	18	20	6.7
25. T.J. Brunson-SC	So	5	LB	17	15	32	6.4
26. Darius West-UK	Jr	3	DB	12	7	19	6.3
27. Ryan White-VU	Sr	4		14	11	25	6.2
28. Skai Moore-SC	Sr	5	LB	22	9	31	6.2
Chauncey Gardner-UF	So	5		17	14	31	6.2
30. Jordan Griffin-VU	Jr	4		15	9	24	6.0
Greg Gilmore-LS	Sr	3		4	14	18	6.0
T. Ferguson-VU	Sr	3		15	3	18	6.0
Mark McLaurin-MS	Jr	3		7	11	18	6.0
34. Emmanuel Smith-VU	Sr	4		9	14	23	5.8
Armani Watts-AM	Sr	4	DB	14	9	23	5.8
Ronnie Harrison-UA	Jr	4	DB	13	10	23	5.8
37. Dwayne Eugene-AR	Sr	3	LB	10	7	17	5.7
Jeffery Simmons-MS	So	3		5	12	17	5.7
Brandon Bryant-MS	Jr	3		9	8	17	5.7
40. Vosean Joseph-UF	So	5		8	20	28	5.6
41. Montavious Atkins-AU	Jr	4	LB	8	14	22	5.5
John Battle-LS	Jr	2	DB	6	5	11	5.5
43. Chris Lammons-SC	Sr	5	DB	21	6	27	5.4
44. Kamren Curl-AR	Fr	3	DB	12	4	16	5.3
Josiah Coatney-UM	So	3		9	7	16	5.3
Breeland Speaks-UM	Jr	3		7	9	16	5.3
Johnathan Abram-MS	Jr	3		6	10	16	5.3
Josh Allen-UK	Jr	3	LB	11	5	16	5.3
Derrick Baity-UK	Jr	3	DB	13	3	16	5.3
50. J.R. Reed-UG	So	4	DB	9	12	21	5.2

<b>SACKS</b>	<b>Cl</b>	<b>G</b>	<b>Pos</b>	<b>Solo</b>	<b>Ast</b>	<b>Total</b>	<b>Avg/G</b>
1. Otar Alaka-AM	Jr	4	LB	5	0	5.0	1.25
Jeff Holland-AU	Jr	4		5	0	5.0	1.25
3. Marquis Haynes-UM	Sr	3		4	0	4.0	1.33
4. Landis Durham-AM	Jr	4	DL	4	0	4.0	1.00
5. Raekwon Davis-UA	So	4	DL	3	1	3.5	0.88
6. D.J. Wonnum-SC	So	5	DL	3	0	3.0	0.60
7. Josh Allen-UK	Jr	3	LB	3	0	3.0	1.00
8. Jarrett Johnson-AM	Sr	4	DL	2	1	2.5	0.62
Zaycoven Henderson-AM	Sr	4	DL	2	1	2.5	0.62
10. Jeffery Simmons-MS	So	3		2	1	2.5	0.83
11. Jabari Zuniga-UF	So	4		2	1	2.5	0.62
Tyrel Dodson-AM	So	4	LB	2	1	2.5	0.62
13. Greg Gilmore-LS	Sr	3		1	3	2.5	0.83
14. Rashaan Evans-UA	Sr	4	LB	2	0	2.0	0.50
15. Dante Sawyer-SC	Sr	5	DL	2	0	2.0	0.40
Taven Bryan-UF	Jr	5		1	2	2.0	0.40
17. DeMarquis Gates-UM	Sr	3		2	0	2.0	0.67
Colton Jumper-UT	Sr	3		2	0	2.0	0.67
19. Skai Moore-SC	Sr	5	LB	2	0	2.0	0.40
20. Devin White-LS	So	3	LB	2	0	2.0	0.67

<b>TACKLES FOR LOSS</b>	<b>Cl</b>	<b>G</b>	<b>Pos</b>	<b>Solo</b>	<b>Ast</b>	<b>Total</b>	<b>Avg/G</b>
1. Otar Alaka-AM	Jr	4	LB	10	0	10.0	2.50
2. Terez Hall-MO	Jr	4	LB	4	4	6.0	1.50
3. Jabari Zuniga-UF	So	4		5	1	5.5	1.38
4. D.J. Wonnum-SC	So	5	DL	5	1	5.5	1.10
Skai Moore-SC	Sr	5	LB	5	1	5.5	1.10
6. Tyrel Dodson-AM	So	4	LB	4	2	5.0	1.25
Jeff Holland-AU	Jr	4		5	0	5.0	1.25
8. CeCe Jefferson-UF	Jr	5		4	1	4.5	0.90
9. Marquis Haynes-UM	Sr	3		4	1	4.5	1.50
Devin White-LS	So	3	LB	4	1	4.5	1.50
11. Zaycoven Henderson-AM	Sr	4	DL	3	2	4.0	1.00
Landis Durham-AM	Jr	4	DL	4	0	4.0	1.00
Minkah Fitzpatrick-UA	Jr	4	DB	4	0	4.0	1.00
14. Armani Watts-AM	Sr	4	DB	3	1	3.5	0.88
15. Dante Sawyer-SC	Sr	5	DL	3	1	3.5	0.70
16. De'Jon Harris-AR	So	3	LB	3	1	3.5	1.17
17. Raekwon Davis-UA	So	4	DL	3	1	3.5	0.88
Rashaan Evans-UA	Sr	4	LB	3	1	3.5	0.88
19. Jeffery Simmons-MS	So	3		2	2	3.0	1.00
20. Taven Bryan-UF	Jr	5		2	2	3.0	0.60



**2017 Southeastern Conference Football**  
**Individual Statistics Through games of Oct 15, 2017**  
**(Conference games)**



<b>PASSES DEFENDED</b>	<b>Cl</b>	<b>G</b>	<b>BrUp</b>	<b>Int.</b>	<b>Total</b>	<b>Avg/G</b>
1. Donte Jackson-LS	Jr	3	5	0	5	1.67
2. Duke Dawson-UF	Sr	5	7	1	8	1.60
3. Levi Wallace-UA	Sr	4	4	2	6	1.50
Carlton Davis-AU	Jr	4	5	1	6	1.50
Tyrique McGhee-UG	So	4	5	1	6	1.50
6. Marco Wilson-UF	Fr	5	7	0	7	1.40
7. Javien Hamilton-UM	Jr	3	3	1	4	1.33
Derrick Baity-UK	Jr	3	3	1	4	1.33
9. Deandre Baker-UG	Jr	4	4	1	5	1.25
10. Jamel Dean-AU	So	4	4	0	4	1.00
Armani Watts-AM	Sr	4	2	2	4	1.00
Mike Edwards-UK	Jr	3	2	1	3	1.00
Debone Renfro-AM	Fr	4	4	0	4	1.00
J.R. Reed-UG	So	4	3	1	4	1.00
Kamren Curl-AR	Fr	3	3	0	3	1.00
Minkah Fitzpatrick-UA	Jr	4	3	1	4	1.00
17. JaMarcus King-SC	Sr	5	4	0	4	0.80
18. Dominick Sanders-UG	Sr	4	1	2	3	0.75
Ronnie Harrison-UA	Jr	4	2	1	3	0.75
Anthony Averett-UA	Sr	4	3	0	3	0.75

<b>INTERCEPTIONS</b>	<b>Cl</b>	<b>G</b>	<b>No.</b>	<b>Yds</b>	<b>TD</b>	<b>Long</b>	<b>Avg/G</b>
1. Levi Wallace-UA	Sr	4	2	66	1	35	0.50
Dominick Sanders-UG	Sr	4	2	33	0	18	0.50
Cale Garrett-MO	So	4	2	21	0	21	0.50
Armani Watts-AM	Sr	4	2	0	0	0	0.50
5. Skai Moore-SC	Sr	5	2	51	1	34	0.40
6. Darius West-UK	Jr	3	1	21	0	21	0.33
Javien Hamilton-UM	Jr	3	1	11	0	11	0.33
Derrick Baity-UK	Jr	3	1	3	0	3	0.33
Henre' Toliver-AR	Sr	3	1	3	0	3	0.33
Mike Edwards-UK	Jr	3	1	1	0	1	0.33

<b>FUMBLES FORCED</b>	<b>Cl</b>	<b>G</b>	<b>No.</b>	<b>Avg/G</b>
1. Nigel Warrior-UT	So	3	2	0.67
Marquis Haynes-UM	Sr	3	2	0.67
3. Darrell Taylor-UT	So	2	1	0.50
Anfernee Jennings-UA	So	4	2	0.50
Landis Durham-AM	Jr	4	2	0.50
Bryce Lewis-VU	Jr	2	1	0.50
7. Dante Sawyer-SC	Sr	5	2	0.40
8. Christopher Allen-UA	Fr	3	1	0.33
Tre Brown-MS	Jr	3	1	0.33
Kevin Toliver II-LS	Jr	3	1	0.33

<b>FUMBLES RECOVERED</b>	<b>Cl</b>	<b>G</b>	<b>No.</b>	<b>Avg/G</b>
1. Darrell Taylor-UT	So	2	1	0.50
Da'Shawn Hand-UA	Sr	2	1	0.50
3. T.J. Brunson-SC	So	5	2	0.40
4. Jamal Peters-MS	Jr	3	1	0.33
Benito Jones-UM	So	3	1	0.33
Ryder Lucas-AR	Jr	3	1	0.33
Montez Sweat-MS	Jr	3	1	0.33
Gerri Green-MS	Jr	3	1	0.33
Courtney Love-UK	Sr	3	1	0.33
10. Rashaan Evans-UA	Sr	4	1	0.25



**2017 Southeastern Conference Football**  
Conference Statistical Ranking Comparison Through games of Oct 15, 2017  
(Conference games)



Team	Offense				Defense			
	Rushing	Passing	Total Off.	Scoring	Rushing	Passing	Total Def.	Scoring
Alabama	1	8	1	1	1	4	1	1
Arkansas	13	5	10	9	12	7	11	12
Auburn	3	4	3	3	4	11	7	4
Florida	5	10	7	7	3	9	3	5
Georgia	2	9	2	2	2	3	2	2
Kentucky	8	3	6	4	5	14	10	6
LSU	7	13	12	12	10	2	8	7
Mississippi State	4	14	9	13	8	8	9	10
Missouri	9	2	5	10	11	13	12	11
Ole Miss	10	1	4	6	13	12	13	13
South Carolina	12	6	11	8	6	6	4	3
Tennessee	11	12	13	14	9	1	5	9
Texas A&M	6	7	8	5	7	5	6	8
Vanderbilt	14	11	14	11	14	10	14	14

Team	Kick ret.	Punt ret.	Interceptions	Sacks	TFL	Turnover Mar.
Alabama	2	8	3	2	4	2
Arkansas	11	13	9	10	13	11
Auburn	1	10	4	6	5	2
Florida	9	11	8	4	2	10
Georgia	6	6	2	14	7	4
Kentucky	4	1	7	10	14	5
LSU	13	4	10	5	9	7
Mississippi State	8	3	10	10	11	7
Missouri	3	12	6	10	6	14
Ole Miss	14	13	5	6	9	6
South Carolina	5	7	1	3	3	1
Tennessee	10	2	10	9	12	11
Texas A&M	12	5	10	1	1	7
Vanderbilt	7	9	10	8	8	11





**2017 Southeastern Conference Football**  
Conference Team Game Highs Through games of Oct 16, 2017



**TEAM HIGHS (highest totals made by)**

Points	72	Missouri vs MISSOURI ST. (Sept. 2)
	66	Alabama vs OLE MISS (Sept. 30)
Points scored kicking	17	Georgia vs MISSOURI (Oct. 14) [4fg,5pat]
	16	Kentucky vs MISSOURI (Oct. 7) [4fg,4pat]
Touchdowns	10	Missouri vs MISSOURI ST. (Sept. 2)
	9	Alabama vs OLE MISS (Sept. 30)
Total offense yards	815	Missouri vs MISSOURI ST. (Sept. 2) [294r,521p]
	696	Georgia vs MISSOURI (Oct. 14) [370r,326p]
Total offense plays	93	Texas A&M at UCLA (Sept. 3) [63r,30p]
	93	Alabama at Vanderbilt (Sept. 23) [66r,27p]
Total offense yards/play	10.9	Missouri vs MISSOURI ST. (Sept. 2) [75-815]
	9.1	Auburn vs MISSISSIPPI STATE (Sept. 30) [56-511]
Rushing yards	496	Alabama at Vanderbilt (Sept. 23)
	423	Georgia at Vanderbilt (Oct. 7)
Rushing attempts	66	Alabama at Vanderbilt (Sept. 23)
	63	Texas A&M at UCLA (Sept. 3)
Yards per rush	8.2	Mississippi State at LATECH (Sept. 9) [40-327]
	7.8	Georgia at Vanderbilt (Oct. 7) [54-423]
Rushing TDs	6	Alabama at Vanderbilt (Sept. 23)
	5	Texas A&M at UCLA (Sept. 3)
	5	Auburn at Missouri (Sept. 23)
	5	Florida vs VANDERBILT (Sept. 30)
	5	Alabama vs OLE MISS (Sept. 30)
Longest rush	79	Texas A&M vs Arkansas (Sept. 23)
	79	Florida vs TEXAS A&M (Oct. 14)
Passing yards	521	Missouri vs MISSOURI ST. (Sept. 2)
	489	Ole Miss vs UT MARTIN (Sept. 9)
Passing attempts	51	Ole Miss at Auburn (Oct. 7)
	44	Ole Miss at California (Sept. 16)
Passing TDs	7	Missouri vs MISSOURI ST. (Sept. 2)
	5	Ole Miss vs UT MARTIN (Sept. 9)
Longest pass	87	LSU vs SYRACUSE (Sept. 23)
	81	Texas A&M vs Arkansas (Sept. 23)
Passes completed	34	Ole Miss at Auburn (Oct. 7)
	32	Ole Miss vs UT MARTIN (Sept. 9)
	32	Auburn vs MERCER (Sept. 16)
Had intercepted	3	Tennessee at Florida (Sept. 16)
	3	Ole Miss at California (Sept. 16)
Pass completion pct	86.5	Auburn vs MERCER (Sept. 16) [32-37]
	83.3	LSU vs BYU (Sept. 2) [15-18]
Passing yards/attempt	16.8	Georgia vs MISSISSIPPI STATE (Sept. 23) [12-201]
	15.7	Auburn vs MISSISSIPPI STATE (Sept. 30) [17-267]
Yards per catch	25.8	LSU vs CHATTANOOGA (Sept. 9) [9-232]
	24.8	Missouri vs MISSOURI ST. (Sept. 2) [21-521]
Field goal attempts	5	Alabama vs FSU (Sept. 2)
	5	Tennessee at Florida (Sept. 16)
Field goals made	4	Kentucky vs MISSOURI (Oct. 7)
	4	Texas A&M at Florida (Oct. 14)
	4	Georgia vs MISSOURI (Oct. 14)
Longest field goal	54	Auburn at Missouri (Sept. 23)
	53	Kentucky vs MISSOURI (Oct. 7)
Field goal pct	100.0	Kentucky vs MISSOURI (Oct. 7) [4-4]
	100.0	Texas A&M at Florida (Oct. 14) [4-4]
	100.0	Georgia vs MISSOURI (Oct. 14) [4-4]
	100.0	Mississippi State vs LSU (Sept. 16) [3-3]



## 2017 Southeastern Conference Football Team Game Highs Through games of Oct 16, 2017



	100.0	Kentucky at South Carolina (Sept. 16) [3-3]
	100.0	Texas A&M vs Arkansas (Sept. 23) [3-3]
	100.0	Auburn at Missouri (Sept. 23) [3-3]
	100.0	Auburn vs OLE MISS (Oct. 7) [3-3]
	100.0	Auburn at LSU (Oct. 14) [3-3]
	100.0	South Carolina at Tennessee (Oct. 14) [3-3]
	100.0	Tennessee vs SOUTH CAROLINA (Oct. 14) [3-3]
	100.0	Auburn at Clemson (Sept. 9) [2-2]
	100.0	Alabama vs FRESNO STATE (Sept. 9) [2-2]
	100.0	Florida vs TENNESSEE (Sept. 16) [2-2]
	100.0	Georgia at Tennessee (Sept. 30) [2-2]
	100.0	LSU vs AUBURN (Oct. 14) [2-2]
	100.0	Alabama vs ARKANSAS (Oct. 14) [2-2]
	100.0	Ole Miss vs VANDERBILT (Oct. 14) [2-2]
PAT kicks attempted	10	Missouri vs MISSOURI ST. (Sept. 2)
	9	Alabama vs OLE MISS (Sept. 30)
PAT kicks made	9	Missouri vs MISSOURI ST. (Sept. 2)
	9	Alabama vs OLE MISS (Sept. 30)
PAT kicks pct	100.0	Alabama vs OLE MISS (Sept. 30) [9-9]
	100.0	Alabama at Vanderbilt (Sept. 23) [8-8]
	100.0	Arkansas vs Florida A&M (Aug. 31) [7-7]
	100.0	Auburn vs MISSISSIPPI STATE (Sept. 30) [7-7]
	100.0	Ole Miss vs VANDERBILT (Oct. 14) [7-7]
	100.0	Mississippi State vs CHARLESTON SOUTHERN (Sept. 2) [6-6]
	100.0	Tennessee vs Georgia Tech (Sept. 4) [6-6]
	100.0	LSU vs CHATTANOOGA (Sept. 9) [6-6]
	100.0	Ole Miss vs UT MARTIN (Sept. 9) [6-6]
	100.0	Tennessee vs INDIANA STATE (Sept. 9) [6-6]
	100.0	Vanderbilt vs ALABAMA A&M (Sept. 9) [6-6]
	100.0	Texas A&M vs LOUISIANA (Sept. 16) [6-6]
	100.0	Georgia vs SAMFORD (Sept. 16) [6-6]
	100.0	Auburn at Missouri (Sept. 23) [6-6]
	100.0	Arkansas vs NEW MEXICO STATE (Sept. 30) [6-6]
	100.0	South Carolina vs ARKANSAS (Oct. 7) [6-6]
	100.0	Georgia at Vanderbilt (Oct. 7) [6-6]
	100.0	Auburn vs GEORGIA SOUTHERN (Sept. 2) [5-5]
	100.0	South Carolina vs NC State (Sept. 2) [5-5]
	100.0	Texas A&M at UCLA (Sept. 3) [5-5]
	100.0	Alabama vs FRESNO STATE (Sept. 9) [5-5]
	100.0	Alabama vs CHARLESTON SOUTHERN (Sept. 16) [5-5]
	100.0	Texas A&M vs Arkansas (Sept. 23) [5-5]
	100.0	Arkansas vs Texas A&M (Sept. 23) [5-5]
	100.0	LSU vs SYRACUSE (Sept. 23) [5-5]
	100.0	Florida vs VANDERBILT (Sept. 30) [5-5]
	100.0	Georgia at Tennessee (Sept. 30) [5-5]
	100.0	Auburn vs OLE MISS (Oct. 7) [5-5]
	100.0	Mississippi State vs BYU (Oct. 14) [5-5]
	100.0	Alabama vs ARKANSAS (Oct. 14) [5-5]
	100.0	Vanderbilt at Ole Miss (Oct. 14) [5-5]
	100.0	Georgia vs MISSOURI (Oct. 14) [5-5]
	100.0	Georgia vs APPALACHIAN ST. (Sept. 2) [4-4]
	100.0	South Carolina at Missouri (Sept. 9) [4-4]
	100.0	Vanderbilt at Middle Tennessee (Sept. 2) [4-4]
	100.0	Mississippi State vs LSU (Sept. 16) [4-4]
	100.0	Georgia vs MISSISSIPPI STATE (Sept. 23) [4-4]
	100.0	Florida at Kentucky (Sept. 23) [4-4]



## 2017 Southeastern Conference Football Team Game Highs Through games of Oct 16, 2017



	100.0	Kentucky vs MISSOURI (Oct. 7) [4-4]
	100.0	Missouri at Kentucky (Oct. 7) [4-4]
	100.0	Missouri at Georgia (Oct. 14) [4-4]
	100.0	LSU vs BYU (Sept. 2) [3-3]
	100.0	Kentucky at Southern Miss (Sept. 2) [3-3]
	100.0	Texas A&M vs NICHOLLS (Sept. 9) [3-3]
	100.0	Kentucky vs EASTERN KENTUCKY (Sept. 9) [3-3]
	100.0	Auburn vs MERCER (Sept. 16) [3-3]
	100.0	Kentucky vs FLORIDA (Sept. 23) [3-3]
	100.0	Texas A&M vs SOUTH CAROLINA (Sept. 30) [3-3]
	100.0	LSU vs TROY (Sept. 30) [3-3]
	100.0	Vanderbilt at Florida (Sept. 30) [3-3]
	100.0	Kentucky vs EASTERN MICHIGAN (Sept. 30) [3-3]
	100.0	Alabama at Texas A&M (Oct. 7) [3-3]
	100.0	LSU vs AUBURN (Oct. 14) [3-3]
	100.0	Florida vs Michigan (Sept. 2) [2-2]
	100.0	Georgia at Notre Dame (Sept. 9) [2-2]
	100.0	Kentucky at South Carolina (Sept. 16) [2-2]
	100.0	Tennessee at Florida (Sept. 16) [2-2]
	100.0	Florida vs TENNESSEE (Sept. 16) [2-2]
	100.0	Vanderbilt vs KANSAS STATE (Sept. 16) [2-2]
	100.0	Missouri vs AUBURN (Sept. 23) [2-2]
	100.0	South Carolina vs LATECH (Sept. 23) [2-2]
	100.0	Tennessee vs UMASS (Sept. 23) [2-2]
	100.0	South Carolina at Texas A&M (Sept. 30) [2-2]
	100.0	Texas A&M vs ALABAMA (Oct. 7) [2-2]
	100.0	Ole Miss at Auburn (Oct. 7) [2-2]
	100.0	LSU at Florida (Oct. 7) [2-2]
	100.0	Vanderbilt vs GEORGIA (Oct. 7) [2-2]
	100.0	Auburn at LSU (Oct. 14) [2-2]
	100.0	Florida vs TEXAS A&M (Oct. 14) [2-2]
2-point PAT attempts	2	Arkansas at South Carolina (Oct. 7)
	1	Alabama vs FSU (Sept. 2)
	1	Arkansas vs Texas A&M (Sept. 23)
	1	Texas A&M vs Arkansas (Sept. 23)
	1	Ole Miss at Auburn (Oct. 7)
	1	Georgia vs MISSOURI (Oct. 14)
2-point PATs made	1	Alabama vs FSU (Sept. 2)
	1	Arkansas vs Texas A&M (Sept. 23)
Punts	9	Kentucky at Southern Miss (Sept. 2)
	9	Missouri vs PURDUE (Sept. 16)
	9	Vanderbilt vs ALABAMA (Sept. 23)
	9	Ole Miss at Alabama (Sept. 30)
	9	Tennessee vs GEORGIA (Sept. 30)
	9	Florida vs TEXAS A&M (Oct. 14)
Longest punt	73	South Carolina at Missouri (Sept. 9)
	72	Tennessee vs SOUTH CAROLINA (Oct. 14)
Yards punted	434	Missouri vs PURDUE (Sept. 16) [9-434]
	405	Florida vs TEXAS A&M (Oct. 14) [9-405]
Punting avg	54.7	Florida vs Michigan (Sept. 2) [6-328]
	53.8	Missouri vs SOUTH CAROLINA (Sept. 9) [4-215]
Punt returns	5	Vanderbilt vs ALABAMA A&M (Sept. 9)
	5	Auburn vs MERCER (Sept. 16)
	5	Georgia at Tennessee (Sept. 30)
	5	Alabama vs ARKANSAS (Oct. 14)
Punt return yards	87	Kentucky vs FLORIDA (Sept. 23)



## 2017 Southeastern Conference Football Team Game Highs Through games of Oct 16, 2017



	83	LSU vs AUBURN (Oct. 14)
Punt return avg	41.5	LSU vs AUBURN (Oct. 14) [2-83]
	36.5	LSU vs CHATTANOOGA (Sept. 9) [2-73]
Punt return TDs	1	LSU vs CHATTANOOGA (Sept. 9)
	1	Mississippi State at LATECH (Sept. 9)
	1	LSU vs AUBURN (Oct. 14)
Longest punt return	75	LSU vs AUBURN (Oct. 14)
	65	LSU vs CHATTANOOGA (Sept. 9)
Kick returns	7	Missouri vs MISSOURI ST. (Sept. 2)
	7	Vanderbilt at Ole Miss (Oct. 14)
Kick return yards	181	Vanderbilt at Ole Miss (Oct. 14)
	179	Texas A&M vs Arkansas (Sept. 23)
Kick return avg	60.0	South Carolina at Missouri (Sept. 9) [2-120]
	54.7	Ole Miss vs SOUTH ALABAMA (Sept. 2) [3-164]
Longest kick return	100	Texas A&M vs Arkansas (Sept. 23)
	97	Ole Miss vs SOUTH ALABAMA (Sept. 2)
	97	South Carolina vs NC State (Sept. 2)
	97	South Carolina at Missouri (Sept. 9)
Kick return TDs	1	Ole Miss vs SOUTH ALABAMA (Sept. 2)
	1	South Carolina vs NC State (Sept. 2)
	1	South Carolina at Missouri (Sept. 9)
	1	Tennessee vs INDIANA STATE (Sept. 9)
	1	Texas A&M vs Arkansas (Sept. 23)
Interceptions	3	Texas A&M vs LOUISIANA (Sept. 16)
	3	Florida vs TENNESSEE (Sept. 16)
Interception return yds	89	Florida vs Michigan (Sept. 2)
	79	South Carolina vs ARKANSAS (Oct. 7)
Interception return avg	44.5	Florida vs Michigan (Sept. 2) [2-89]
	39.5	South Carolina vs ARKANSAS (Oct. 7) [2-79]
Longest interception rtn	65	Alabama vs CHARLESTON SOUTHERN (Sept. 16)
	48	Florida vs Michigan (Sept. 2)
Interception return TDs	2	Florida vs Michigan (Sept. 2)
	2	South Carolina vs ARKANSAS (Oct. 7)
Fumbles lost	4	Auburn vs MERCER (Sept. 16)
	3	Florida vs Michigan (Sept. 2)
	3	Missouri vs AUBURN (Sept. 23)
Fumbles recovered	3	Kentucky at Southern Miss (Sept. 2)
	3	Texas A&M at UCLA (Sept. 3)
	3	Auburn at Missouri (Sept. 23)
Sacked by opp	11	Auburn at Clemson (Sept. 9)
	7	South Carolina at Texas A&M (Sept. 30)
	7	Vanderbilt at Ole Miss (Oct. 14)
	7	Tennessee vs SOUTH CAROLINA (Oct. 14)
QB sacks	7	Tennessee vs UMASS (Sept. 23)
	7	Texas A&M vs SOUTH CAROLINA (Sept. 30)
	7	Ole Miss vs VANDERBILT (Oct. 14)
	7	South Carolina at Tennessee (Oct. 14)
Turnovers committed	5	Auburn vs MERCER (Sept. 16)
	4	Missouri vs AUBURN (Sept. 23)
	4	LSU vs TROY (Sept. 30)
	4	Tennessee vs GEORGIA (Sept. 30)
	4	Arkansas at South Carolina (Oct. 7)
Turnovers caused	5	Texas A&M vs LOUISIANA (Sept. 16)
	4	Auburn at Missouri (Sept. 23)
	4	Georgia at Tennessee (Sept. 30)
	4	South Carolina vs ARKANSAS (Oct. 7)



**2017 Southeastern Conference Football  
Team Game Highs Through games of Oct 16, 2017**



Kicks blocked	2	Alabama vs FSU (Sept. 2)
	2	Mississippi State at LATECH (Sept. 9)
First downs	38	Alabama at Vanderbilt (Sept. 23)
	35	Missouri vs MISSOURI ST. (Sept. 2)
	35	Mississippi State vs BYU (Oct. 14)
1st downs rushing	24	Alabama at Vanderbilt (Sept. 23)
	21	Georgia at Vanderbilt (Oct. 7)
1st downs passing	20	Ole Miss vs UT MARTIN (Sept. 9)
	19	Missouri vs MISSOURI ST. (Sept. 2)
1st downs by penalty	4	Georgia at Notre Dame (Sept. 9)
	4	Mississippi State vs LSU (Sept. 16)
	4	Tennessee vs SOUTH CAROLINA (Oct. 14)
Penalties	16	Ole Miss at California (Sept. 16)
	12	Georgia at Notre Dame (Sept. 9)
Penalties yards	127	Georgia at Notre Dame (Sept. 9)
	113	Ole Miss at California (Sept. 16)





**2017 Southeastern Conference Football**  
Conference Individual Game Highs Through games of Oct 16, 2017



**INDIVIDUAL PLAYER GAME HIGHS**

Points scored	30	Kerryon Johnson (Auburn) at Missouri (Sept. 23)
	24	John Kelly (Tennessee) vs Georgia Tech (Sept. 4)
Touchdowns	5	Kerryon Johnson (Auburn) at Missouri (Sept. 23)
	4	John Kelly (Tennessee) vs Georgia Tech (Sept. 4)
TD responsibility	7	Drew Lock (Missouri) vs MISSOURI ST. (Sept. 2) [0r,7p]
	5	Nick Fitzgerald (Mississippi State) at LATECH (Sept. 9) [2r,3p]
	5	Shea Patterson (Ole Miss) vs UT MARTIN (Sept. 9) [0r,5p]
	5	Kyle Shurmur (Vanderbilt) vs ALABAMA A&M (Sept. 9) [1r,4p]
	5	Kerryon Johnson (Auburn) at Missouri (Sept. 23) [5r,0p]
	5	Shea Patterson (Ole Miss) vs VANDERBILT (Oct. 14) [1r,4p]
Points scored kicking	17	Rodrigo Blankenship (Georgia) vs MISSOURI (Oct. 14) [4fg,5pat]
	16	A. MacGinnis (Kentucky) vs MISSOURI (Oct. 7) [4fg,4pat]
Total offense yards	515	Drew Lock (Missouri) vs MISSOURI ST. (Sept. 2) [-6r,521p]
	495	Shea Patterson (Ole Miss) vs UT MARTIN (Sept. 9) [6r,489p]
Total offense plays	57	Shea Patterson (Ole Miss) at California (Sept. 16) [13r,44p]
	55	Shea Patterson (Ole Miss) at Auburn (Oct. 7) [4r,51p]
Total offense yards/play	35.0	Malik Willis (Auburn) vs MISSISSIPPI STATE (Sept. 30) [2-70]
	29.7	Kadarius Toney (Florida) at Kentucky (Sept. 23) [3-89]
Rushing yards	204	Kerryon Johnson (Auburn) vs OLE MISS (Oct. 7)
	203	Trayveon Williams (Texas A&M) at UCLA (Sept. 3)
Rushing attempts	34	Kamryn Pettway (Auburn) vs MERCER (Sept. 16)
	32	Benny Snell (Kentucky) at South Carolina (Sept. 16)
Yards per rush	35.5	Russell Gage (LSU) vs AUBURN (Oct. 14) [2-71]
	25.5	Josh Jacobs (Alabama) vs OLE MISS (Sept. 30) [2-51]
Rushing TDs	5	Kerryon Johnson (Auburn) at Missouri (Sept. 23)
	4	John Kelly (Tennessee) vs Georgia Tech (Sept. 4)
Longest rush	79	Kellen Mond (Texas A&M) vs Arkansas (Sept. 23)
	79	Feleipe Franks (Florida) vs TEXAS A&M (Oct. 14)
Passing yards	521	Drew Lock (Missouri) vs MISSOURI ST. (Sept. 2)
	489	Shea Patterson (Ole Miss) vs UT MARTIN (Sept. 9)
Passing attempts	51	Shea Patterson (Ole Miss) at Auburn (Oct. 7)
	44	Shea Patterson (Ole Miss) at California (Sept. 16)
Passing TDs	7	Drew Lock (Missouri) vs MISSOURI ST. (Sept. 2)
	5	Shea Patterson (Ole Miss) vs UT MARTIN (Sept. 9)
Longest pass	87	Danny Etling (LSU) vs SYRACUSE (Sept. 23)
	81	Kellen Mond (Texas A&M) vs Arkansas (Sept. 23)
Passes completed	34	Shea Patterson (Ole Miss) at Auburn (Oct. 7)
	32	Shea Patterson (Ole Miss) vs UT MARTIN (Sept. 9)
	32	Jarrett Stidham (Auburn) vs MERCER (Sept. 16)
Had intercepted	3	Quinten Dormady (Tennessee) at Florida (Sept. 16)
	3	Shea Patterson (Ole Miss) at California (Sept. 16)
Pass completion pct	100.0	Jacob Eason (Georgia) at Vanderbilt (Oct. 7) [3-3]
	86.5	Jarrett Stidham (Auburn) vs MERCER (Sept. 16) [32-37]
Pass yards/attempt	16.8	Jake Fromm (Georgia) vs MISSISSIPPI STATE (Sept. 23) [12-201]
	16.5	Jarrett Stidham (Auburn) vs MISSISSIPPI STATE (Sept. 30) [16-264]
	16.5	Tua Tagovailoa (Alabama) vs ARKANSAS (Oct. 14) [2-33]
Pass yards/catch	22.3	Jake Fromm (Georgia) vs MISSISSIPPI STATE (Sept. 23) [9-201]
	20.3	Jarrett Stidham (Auburn) vs MISSISSIPPI STATE (Sept. 30) [13-264]
Receiving yards	233	A.J. Brown (Ole Miss) vs SOUTH ALABAMA (Sept. 2)
	187	J'Mon Moore (Missouri) vs MISSOURI ST. (Sept. 2)
Receptions	10	Van Jefferson (Ole Miss) at California (Sept. 16)
	10	J. Johnson (Missouri) vs AUBURN (Sept. 23)
	10	A.J. Brown (Ole Miss) at Auburn (Oct. 7)
Yards per catch	49.0	Drake Davis (LSU) vs SYRACUSE (Sept. 23) [2-98]



**2017 Southeastern Conference Football  
Individual Game Highs Through games of Oct 16, 2017**



	46.8	J'Mon Moore (Missouri) vs MISSOURI ST. (Sept. 2) [4-187]
Receiving TDs	2	DaMarkus Lodge (Ole Miss) vs SOUTH ALABAMA (Sept. 2)
	2	A.J. Brown (Ole Miss) vs SOUTH ALABAMA (Sept. 2)
	2	J. Johnson (Missouri) vs MISSOURI ST. (Sept. 2)
	2	J'Mon Moore (Missouri) vs MISSOURI ST. (Sept. 2)
	2	Deebo Samuel (South Carolina) vs NC State (Sept. 2)
	2	Marquez Callaway (Tennessee) vs Georgia Tech (Sept. 4)
	2	A.J. Brown (Ole Miss) vs UT MARTIN (Sept. 9)
	2	Jared Pinkney (Vanderbilt) vs ALABAMA A&M (Sept. 9)
	2	Kalija Lipscomb (Vanderbilt) at Middle Tennessee (Sept. 2)
	2	Terry Godwin (Georgia) vs SAMFORD (Sept. 16)
	2	Christian Kirk (Texas A&M) vs Arkansas (Sept. 23)
	2	Jonathan Nance (Arkansas) vs NEW MEXICO STATE (Sept. 30)
	2	Foster Moreau (LSU) vs TROY (Sept. 30)
	2	D.K. Metcalf (Ole Miss) at Auburn (Oct. 7)
	2	A.J. Brown (Ole Miss) vs VANDERBILT (Oct. 14)
	2	DaMarkus Lodge (Ole Miss) vs VANDERBILT (Oct. 14)
	2	Emanuel Hall (Missouri) at Georgia (Oct. 14)
Longest reception	87	Drake Davis (LSU) vs SYRACUSE (Sept. 23)
	81	Christian Kirk (Texas A&M) vs Arkansas (Sept. 23)
Field goal attempts	5	Andy Pappanastos (Alabama) vs FSU (Sept. 2)
	4	Daniel Carlson (Auburn) vs GEORGIA SOUTHERN (Sept. 2)
	4	A. MacGinnis (Kentucky) vs FLORIDA (Sept. 23)
	4	Parker White (South Carolina) vs ARKANSAS (Oct. 7)
	4	A. MacGinnis (Kentucky) vs MISSOURI (Oct. 7)
	4	Daniel LaCamera (Texas A&M) at Florida (Oct. 14)
	4	Rodrigo Blankenship (Georgia) vs MISSOURI (Oct. 14)
Field goals made	4	A. MacGinnis (Kentucky) vs MISSOURI (Oct. 7)
	4	Daniel LaCamera (Texas A&M) at Florida (Oct. 14)
	4	Rodrigo Blankenship (Georgia) vs MISSOURI (Oct. 14)
Longest field goal	54	Daniel Carlson (Auburn) at Missouri (Sept. 23)
	53	A. MacGinnis (Kentucky) vs MISSOURI (Oct. 7)
Field goal pct	100.0	A. MacGinnis (Kentucky) vs MISSOURI (Oct. 7) [4-4]
	100.0	Daniel LaCamera (Texas A&M) at Florida (Oct. 14) [4-4]
	100.0	Rodrigo Blankenship (Georgia) vs MISSOURI (Oct. 14) [4-4]
	100.0	Daniel LaCamera (Texas A&M) at UCLA (Sept. 3) [3-3]
	100.0	Jace Christmann (Mississippi State) vs LSU (Sept. 16) [3-3]
	100.0	A. MacGinnis (Kentucky) at South Carolina (Sept. 16) [3-3]
	100.0	Daniel LaCamera (Texas A&M) vs Arkansas (Sept. 23) [3-3]
	100.0	Daniel Carlson (Auburn) at Missouri (Sept. 23) [3-3]
	100.0	Daniel Carlson (Auburn) vs OLE MISS (Oct. 7) [3-3]
	100.0	Daniel Carlson (Auburn) at LSU (Oct. 14) [3-3]
	100.0	Brent Cimaglia (Tennessee) vs SOUTH CAROLINA (Oct. 14) [3-3]
	100.0	Parker White (South Carolina) at Tennessee (Oct. 14) [3-3]
	100.0	Daniel Carlson (Auburn) at Clemson (Sept. 9) [2-2]
	100.0	Andy Pappanastos (Alabama) vs FRESNO STATE (Sept. 9) [2-2]
	100.0	Andy Pappanastos (Alabama) vs CHARLESTON SOUTHERN (Sept. 16) [2-2]
	100.0	Eddy Pineiro (Florida) vs TENNESSEE (Sept. 16) [2-2]
	100.0	Andy Pappanastos (Alabama) at Texas A&M (Oct. 7) [2-2]
	100.0	Connor Culp (LSU) vs AUBURN (Oct. 14) [2-2]
	100.0	Andy Pappanastos (Alabama) vs ARKANSAS (Oct. 14) [2-2]
	100.0	Luke Logan (Ole Miss) vs VANDERBILT (Oct. 14) [2-2]
PAT kicks attempted	10	Tucker McCann (Missouri) vs MISSOURI ST. (Sept. 2)



**2017 Southeastern Conference Football  
Individual Game Highs Through games of Oct 16, 2017**



	9	Andy Pappanastos (Alabama) vs OLE MISS (Sept. 30)
PAT kicks made	9	Tucker McCann (Missouri) vs MISSOURI ST. (Sept. 2)
	9	Andy Pappanastos (Alabama) vs OLE MISS (Sept. 30)
PAT kicks pct	100.0	Andy Pappanastos (Alabama) vs OLE MISS (Sept. 30) [9-9]
	100.0	Andy Pappanastos (Alabama) at Vanderbilt (Sept. 23) [8-8]
	100.0	Cole Hedlund (Arkansas) vs Florida A&M (Aug. 31) [7-7]
	100.0	Daniel Carlson (Auburn) vs MISSISSIPPI STATE (Sept. 30) [7-7]
	100.0	Luke Logan (Ole Miss) vs VANDERBILT (Oct. 14) [7-7]
	100.0	Aaron Medley (Tennessee) vs Georgia Tech (Sept. 4) [6-6]
	100.0	Gary Wunderlich (Ole Miss) vs UT MARTIN (Sept. 9) [6-6]
	100.0	Aaron Medley (Tennessee) vs INDIANA STATE (Sept. 9) [6-6]
	100.0	Tommy Openshaw (Vanderbilt) vs ALABAMA A&M (Sept. 9) [6-6]
	100.0	Daniel LaCamera (Texas A&M) vs LOUISIANA (Sept. 16) [6-6]
	100.0	Daniel Carlson (Auburn) at Missouri (Sept. 23) [6-6]
	100.0	Connor Limpert (Arkansas) vs NEW MEXICO STATE (Sept. 30) [6-6]
	100.0	Rodrigo Blankenship (Georgia) at Vanderbilt (Oct. 7) [6-6]
	100.0	Daniel Carlson (Auburn) vs GEORGIA SOUTHERN (Sept. 2) [5-5]
	100.0	Tucker Day (Mississippi State) vs CHARLESTON SOUTHERN (Sept. 2) [5-5]
	100.0	Alexander Woznick (South Carolina) vs NC State (Sept. 2) [5-5]
	100.0	Daniel LaCamera (Texas A&M) at UCLA (Sept. 3) [5-5]
	100.0	Andy Pappanastos (Alabama) vs FRESNO STATE (Sept. 9) [5-5]
	100.0	Andy Pappanastos (Alabama) vs CHARLESTON SOUTHERN (Sept. 16) [5-5]
	100.0	Rodrigo Blankenship (Georgia) vs SAMFORD (Sept. 16) [5-5]
	100.0	Connor Limpert (Arkansas) vs Texas A&M (Sept. 23) [5-5]
	100.0	Daniel LaCamera (Texas A&M) vs Arkansas (Sept. 23) [5-5]
	100.0	Jack Gonsoulin (LSU) vs SYRACUSE (Sept. 23) [5-5]
	100.0	Eddy Pineiro (Florida) vs VANDERBILT (Sept. 30) [5-5]
	100.0	Rodrigo Blankenship (Georgia) at Tennessee (Sept. 30) [5-5]
	100.0	Daniel Carlson (Auburn) vs OLE MISS (Oct. 7) [5-5]
	100.0	Parker White (South Carolina) vs ARKANSAS (Oct. 7) [5-5]
	100.0	Jace Christmann (Mississippi State) vs BYU (Oct. 14) [5-5]
	100.0	Andy Pappanastos (Alabama) vs ARKANSAS (Oct. 14) [5-5]
	100.0	Rodrigo Blankenship (Georgia) vs MISSOURI (Oct. 14) [5-5]
	100.0	Rodrigo Blankenship (Georgia) vs APPALACHIAN ST. (Sept. 2) [4-4]
	100.0	Connor Culp (LSU) vs CHATTANOOGA (Sept. 9) [4-4]
	100.0	Alexander Woznick (South Carolina) at Missouri (Sept. 9) [4-4]
	100.0	Tommy Openshaw (Vanderbilt) at Middle Tennessee (Sept. 2) [4-4]
	100.0	Jace Christmann (Mississippi State) vs LSU (Sept. 16) [4-4]
	100.0	Rodrigo Blankenship (Georgia) vs MISSISSIPPI STATE (Sept. 23) [4-4]
	100.0	Eddy Pineiro (Florida) at Kentucky (Sept. 23) [4-4]
	100.0	Tucker McCann (Missouri) at Kentucky (Oct. 7) [4-4]
	100.0	A. MacGinnis (Kentucky) vs MISSOURI (Oct. 7) [4-4]
	100.0	Tommy Openshaw (Vanderbilt) at Ole Miss (Oct. 14) [4-4]
	100.0	Tucker McCann (Missouri) at Georgia (Oct. 14) [4-4]
	100.0	Jack Gonsoulin (LSU) vs BYU (Sept. 2) [3-3]
	100.0	A. MacGinnis (Kentucky) at Southern Miss (Sept. 2) [3-3]
	100.0	Daniel LaCamera (Texas A&M) vs NICHOLLS (Sept. 9) [3-3]
	100.0	Jace Christmann (Mississippi State) at LATECH (Sept. 9) [3-3]
	100.0	A. MacGinnis (Kentucky) vs EASTERN KENTUCKY (Sept. 9) [3-3]
	100.0	Daniel Carlson (Auburn) vs MERCER (Sept. 16) [3-3]
	100.0	A. MacGinnis (Kentucky) vs FLORIDA (Sept. 23) [3-3]
	100.0	Daniel LaCamera (Texas A&M) vs SOUTH CAROLINA (Sept. 30) [3-3]
	100.0	Jack Gonsoulin (LSU) vs TROY (Sept. 30) [3-3]



**2017 Southeastern Conference Football**  
**Individual Game Highs Through games of Oct 16, 2017**



	100.0	Tommy Openshaw (Vanderbilt) at Florida (Sept. 30) [3-3]
	100.0	A. MacGinnis (Kentucky) vs EASTERN MICHIGAN (Sept. 30) [3-3]
	100.0	Andy Pappanastos (Alabama) at Texas A&M (Oct. 7) [3-3]
	100.0	Connor Culp (LSU) vs AUBURN (Oct. 14) [3-3]
	100.0	Eddy Pineiro (Florida) vs Michigan (Sept. 2) [2-2]
	100.0	Jack Gonsoulin (LSU) vs CHATTANOOGA (Sept. 9) [2-2]
	100.0	Rodrigo Blankenship (Georgia) at Notre Dame (Sept. 9) [2-2]
	100.0	A. MacGinnis (Kentucky) at South Carolina (Sept. 16) [2-2]
	100.0	Eddy Pineiro (Florida) vs TENNESSEE (Sept. 16) [2-2]
	100.0	Aaron Medley (Tennessee) at Florida (Sept. 16) [2-2]
	100.0	Tommy Openshaw (Vanderbilt) vs KANSAS STATE (Sept. 16) [2-2]
	100.0	Tucker McCann (Missouri) vs AUBURN (Sept. 23) [2-2]
	100.0	Parker White (South Carolina) vs LATECH (Sept. 23) [2-2]
	100.0	Aaron Medley (Tennessee) vs UMASS (Sept. 23) [2-2]
	100.0	Parker White (South Carolina) at Texas A&M (Sept. 30) [2-2]
	100.0	Daniel LaCamera (Texas A&M) vs ALABAMA (Oct. 7) [2-2]
	100.0	Luke Logan (Ole Miss) at Auburn (Oct. 7) [2-2]
	100.0	Connor Culp (LSU) at Florida (Oct. 7) [2-2]
	100.0	Tommy Openshaw (Vanderbilt) vs GEORGIA (Oct. 7) [2-2]
	100.0	Daniel Carlson (Auburn) at LSU (Oct. 14) [2-2]
	100.0	Eddy Pineiro (Florida) vs TEXAS A&M (Oct. 14) [2-2]
Punts	9	Matt Panton (Kentucky) at Southern Miss (Sept. 2)
	9	Corey Fatony (Missouri) vs PURDUE (Sept. 16)
	9	Sam Loy (Vanderbilt) vs ALABAMA (Sept. 23)
Yards punted	434	Corey Fatony (Missouri) vs PURDUE (Sept. 16) [9-434]
	393	Sam Loy (Vanderbilt) vs ALABAMA (Sept. 23) [9-393]
Longest punt	73	Joseph Charlton (South Carolina) at Missouri (Sept. 9)
	72	Trevor Daniel (Tennessee) vs SOUTH CAROLINA (Oct. 14)
Punting avg	54.7	Johnny Townsend (Florida) vs Michigan (Sept. 2) [6-328]
	53.8	Corey Fatony (Missouri) vs SOUTH CAROLINA (Sept. 9) [4-215]
Punt returns	4	Marquez Callaway (Tennessee) vs INDIANA STATE (Sept. 9)
	4	Kalija Lipscomb (Vanderbilt) vs ALABAMA A&M (Sept. 9)
	4	Stephen Roberts (Auburn) vs MERCER (Sept. 16)
	4	Mecole Hardman (Georgia) at Tennessee (Sept. 30)
	4	Chris Lammons (South Carolina) at Tennessee (Oct. 14)
Punt return yards	87	Charles Walker (Kentucky) vs FLORIDA (Sept. 23)
	83	D.J. Chark (LSU) vs AUBURN (Oct. 14)
Longest punt return	75	D.J. Chark (LSU) vs AUBURN (Oct. 14)
	65	D.J. Chark (LSU) vs CHATTANOOGA (Sept. 9)
Punt return TDs	1	D.J. Chark (LSU) vs CHATTANOOGA (Sept. 9)
	1	Jeffery Simmons (Mississippi State) at LATECH (Sept. 9)
	1	D.J. Chark (LSU) vs AUBURN (Oct. 14)
Punt return avg	41.5	D.J. Chark (LSU) vs AUBURN (Oct. 14) [2-83]
	36.5	D.J. Chark (LSU) vs CHATTANOOGA (Sept. 9) [2-73]
Kick returns	6	Jaylon Jones (Ole Miss) at Alabama (Sept. 30)
	5	J. Wakefield (Vanderbilt) at Ole Miss (Oct. 14)
Kick return yards	145	J. Wakefield (Vanderbilt) at Ole Miss (Oct. 14)
	136	Christian Kirk (Texas A&M) vs Arkansas (Sept. 23)
Kick return avg	59.0	Jaylon Jones (Ole Miss) vs SOUTH ALABAMA (Sept. 2) [2-118]
	45.3	Christian Kirk (Texas A&M) vs Arkansas (Sept. 23) [3-136]
Longest kick return	100	Christian Kirk (Texas A&M) vs Arkansas (Sept. 23)
	97	Jaylon Jones (Ole Miss) vs SOUTH ALABAMA (Sept. 2)
	97	Deebo Samuel (South Carolina) vs NC State (Sept. 2)



**2017 Southeastern Conference Football  
Individual Game Highs Through games of Oct 16, 2017**



	97	Deebo Samuel (South Carolina) at Missouri (Sept. 9)
Kick return TDs	1	Jaylon Jones (Ole Miss) vs SOUTH ALABAMA (Sept. 2)
	1	Deebo Samuel (South Carolina) vs NC State (Sept. 2)
	1	Deebo Samuel (South Carolina) at Missouri (Sept. 9)
	1	Ty Chandler (Tennessee) vs INDIANA STATE (Sept. 9)
	1	Christian Kirk (Texas A&M) vs Arkansas (Sept. 23)
Combined PR/KR yards	145	J. Wakefield (Vanderbilt) at Ole Miss (Oct. 14) [0pr-145kr]
	136	Christian Kirk (Texas A&M) vs Arkansas (Sept. 23) [0pr-136kr]
Interceptions	2	Armani Watts (Texas A&M) vs LOUISIANA (Sept. 16)
	2	C.J. Moore (Ole Miss) at California (Sept. 16)
	2	Levi Wallace (Alabama) vs OLE MISS (Sept. 30)
Interception return yds	66	Levi Wallace (Alabama) vs OLE MISS (Sept. 30)
	65	Hootie Jones (Alabama) vs CHARLESTON SOUTHERN (Sept. 16)
Interception return avg	33.0	Levi Wallace (Alabama) vs OLE MISS (Sept. 30) [2-66]
	7.5	Armani Watts (Texas A&M) vs LOUISIANA (Sept. 16) [2-15]
	7.5	C.J. Moore (Ole Miss) at California (Sept. 16) [2-15]
Longest interception rtn	65	Hootie Jones (Alabama) vs CHARLESTON SOUTHERN (Sept. 16)
	48	Duke Dawson (Florida) vs Michigan (Sept. 2)
Interception return TDs	1	CJ Henderson (Florida) vs Michigan (Sept. 2)
	1	Duke Dawson (Florida) vs Michigan (Sept. 2)
	1	Tyrel Dodson (Texas A&M) vs LOUISIANA (Sept. 16)
	1	CJ Henderson (Florida) vs TENNESSEE (Sept. 16)
	1	Javaris Davis (Auburn) vs MISSISSIPPI STATE (Sept. 30)
	1	Levi Wallace (Alabama) vs OLE MISS (Sept. 30)
	1	Skai Moore (South Carolina) vs ARKANSAS (Oct. 7)
	1	Keisean Nixon (South Carolina) vs ARKANSAS (Oct. 7)
All-purpose yards	246	Christian Kirk (Texas A&M) vs Arkansas (Sept. 23)
	240	A.J. Brown (Ole Miss) vs SOUTH ALABAMA (Sept. 2)
Tackles	23.0	Daniel Bituli (Tennessee) vs Georgia Tech (Sept. 4) [10-13]
	18.0	Colton Jumper (Tennessee) vs Georgia Tech (Sept. 4) [3-15]
Sacks	3.0	Charles Wright (Vanderbilt) at Middle Tennessee (Sept. 2) [3-0]
	3.0	Marquis Haynes (Ole Miss) vs VANDERBILT (Oct. 14) [3-0]
Tackles for loss	5.0	Otar Alaka (Texas A&M) vs SOUTH CAROLINA (Sept. 30) [5-0]
	3.5	Shaun Dion Hamilton (Alabama) vs FSU (Sept. 2) [3-1]
	3.5	Colton Jumper (Tennessee) vs UMASS (Sept. 23) [3-1]
	3.5	Rashaan Evans (Alabama) vs ARKANSAS (Oct. 14) [3-1]
	3.5	Marquis Haynes (Ole Miss) vs VANDERBILT (Oct. 14) [3-1]





**2017 Southeastern Conference Football  
Individual Stellar Games Through games of Oct 16, 2017**



**200-Yard Rushing Performances**

- 204 Kerryon Johnson (Auburn) vs OLE MISS (Oct. 7)
- 203 Trayveon Williams (Texas A&M) at UCLA (Sept. 3)
- 202 D. Crockett (Missouri) vs MISSOURI ST. (Sept. 2)

**100-Yard Rushing Performances**

- 204 Kerryon Johnson (Auburn) vs OLE MISS (Oct. 7)
- 203 Trayveon Williams (Texas A&M) at UCLA (Sept. 3)
- 202 D. Crockett (Missouri) vs MISSOURI ST. (Sept. 2)
- 163 Ralph Webb (Vanderbilt) at Ole Miss (Oct. 14)
- 156 Kerryon Johnson (Auburn) at LSU (Oct. 14)
- 154 Jalen Hurts (Alabama) vs FRESNO STATE (Sept. 9)
- 151 Damien Harris (Alabama) at Vanderbilt (Sept. 23)
- 150 Sony Michel (Georgia) at Vanderbilt (Oct. 7)
- 146 Aeris Williams (Mississippi State) vs LSU (Sept. 16)
- 141 John Kelly (Tennessee) at Florida (Sept. 16)
- 139 Ish Witter (Missouri) at Kentucky (Oct. 7)
- 138 Nick Chubb (Georgia) at Vanderbilt (Oct. 7)
- 136 Kerryon Johnson (Auburn) vs GEORGIA SOUTHERN (Sept. 2)
- 136 Kam Martin (Auburn) vs GEORGIA SOUTHERN (Sept. 2)
- 131 Nick Chubb (Georgia) vs SAMFORD (Sept. 16)
- 128 John Kelly (Tennessee) vs Georgia Tech (Sept. 4)
- 128 Kamryn Pettway (Auburn) vs MERCER (Sept. 16)
- 125 Damien Harris (Alabama) vs ARKANSAS (Oct. 14)
- 124 Malik Davis (Florida) vs VANDERBILT (Sept. 30)
- 124 Damien Harris (Alabama) at Texas A&M (Oct. 7)
- 122 Derrius Guice (LSU) vs BYU (Sept. 2)
- 120 Chase Hayden (Arkansas) vs Florida A&M (Aug. 31)
- 119 Devwah Whaley (Arkansas) vs NEW MEXICO STATE (Sept. 30)
- 117 Benny Snell (Kentucky) vs MISSOURI (Oct. 7)
- 116 Kerryon Johnson (Auburn) vs MISSISSIPPI STATE (Sept. 30)
- 114 Keith Ford (Texas A&M) at UCLA (Sept. 3)
- 114 Aeris Williams (Mississippi State) vs BYU (Oct. 14)
- 113 Jordan Wilkins (Ole Miss) vs VANDERBILT (Oct. 14)
- 111 Nick Fitzgerald (Mississippi State) at LATECH (Sept. 9)
- 109 Kellen Mond (Texas A&M) vs Arkansas (Sept. 23)
- 109 Nick Chubb (Georgia) at Tennessee (Sept. 30)
- 107 Aeris Williams (Mississippi State) at LATECH (Sept. 9)
- 103 Benny Snell (Kentucky) vs EASTERN KENTUCKY (Sept. 9)
- 103 Jalen Hurts (Alabama) vs CHARLESTON SOUTHERN (Sept. 16)
- 103 Nick Fitzgerald (Mississippi State) vs BYU (Oct. 14)
- 102 Derrius Guice (LSU) vs CHATTANOOGA (Sept. 9)
- 102 Benny Snell (Kentucky) at South Carolina (Sept. 16)
- 102 Keith Ford (Texas A&M) vs Arkansas (Sept. 23)
- 101 Jacob Kibodi (Texas A&M) vs LOUISIANA (Sept. 16)
- 101 John Kelly (Tennessee) vs UMASS (Sept. 23)
- 101 Jalen Hurts (Alabama) vs OLE MISS (Sept. 30)
- 101 Jordan Wilkins (Ole Miss) at Alabama (Sept. 30)



**2017 Southeastern Conference Football  
Individual Stellar Games Through games of Oct 16, 2017**



**Number of 100-Yard Rushing Performances**

Kerryon Johnson, Auburn - 4  
Nick Chubb, Georgia - 3  
Damien Harris, Alabama - 3  
Jalen Hurts, Alabama - 3  
John Kelly, Tennessee - 3  
Benny Snell, Kentucky - 3  
Aeris Williams, Mississippi State - 3  
Nick Fitzgerald, Mississippi State - 2  
Keith Ford, Texas A&M - 2  
Derrius Guice, LSU - 2  
Jordan Wilkins, Ole Miss - 2  
D. Crockett, Missouri - 1  
Malik Davis, Florida - 1  
Chase Hayden, Arkansas - 1  
Jacob Kibodi, Texas A&M - 1  
Kam Martin, Auburn - 1  
Sony Michel, Georgia - 1  
Kellen Mond, Texas A&M - 1  
Kamryn Pettway, Auburn - 1  
Ralph Webb, Vanderbilt - 1  
Devwah Whaley, Arkansas - 1  
Trayveon Williams, Texas A&M - 1  
Ish Witter, Missouri - 1

**500-Yard Passing Performances**

521 Drew Lock (Missouri) vs MISSOURI ST. (Sept. 2)

**400-Yard Passing Performances**

521 Drew Lock (Missouri) vs MISSOURI ST. (Sept. 2)  
489 Shea Patterson (Ole Miss) vs UT MARTIN (Sept. 9)  
429 Shea Patterson (Ole Miss) vs SOUTH ALABAMA (Sept. 2)

**300-Yard Passing Performances**

521 Drew Lock (Missouri) vs MISSOURI ST. (Sept. 2)  
489 Shea Patterson (Ole Miss) vs UT MARTIN (Sept. 9)  
429 Shea Patterson (Ole Miss) vs SOUTH ALABAMA (Sept. 2)  
364 Jarrett Stidham (Auburn) vs MERCER (Sept. 16)  
363 Shea Patterson (Ole Miss) at California (Sept. 16)  
355 Drew Lock (Missouri) at Kentucky (Oct. 7)  
351 Shea Patterson (Ole Miss) vs VANDERBILT (Oct. 14)  
346 Shea Patterson (Ole Miss) at Auburn (Oct. 7)  
326 Jake Fromm (Georgia) vs MISSOURI (Oct. 14)  
304 Jake Bentley (South Carolina) vs KENTUCKY (Sept. 16)  
301 Kellen Mond (Texas A&M) vs LOUISIANA (Sept. 16)



**2017 Southeastern Conference Football  
Individual Stellar Games Through games of Oct 16, 2017**



**Number of 300-Yard Passing Performances**

Shea Patterson, Ole Miss - 5  
Drew Lock, Missouri - 2  
Jake Bentley, South Carolina - 1  
Jake Fromm, Georgia - 1  
Kellen Mond, Texas A&M - 1  
Jarrett Stidham, Auburn - 1

**200-Yard Receiving Performances**

233 A.J. Brown (Ole Miss) vs SOUTH ALABAMA (Sept. 2)

**100-Yard Receiving Performances**

233 A.J. Brown (Ole Miss) vs SOUTH ALABAMA (Sept. 2)  
187 J'Mon Moore (Missouri) vs MISSOURI ST. (Sept. 2)  
174 A.J. Brown (Ole Miss) vs VANDERBILT (Oct. 14)  
156 A.J. Brown (Ole Miss) vs UT MARTIN (Sept. 9)  
150 D.J. Chark (LSU) vs AUBURN (Oct. 14)  
141 Emanuel Hall (Missouri) at Georgia (Oct. 14)  
133 DaMarkus Lodge (Ole Miss) vs UT MARTIN (Sept. 9)  
129 Emanuel Hall (Missouri) at Kentucky (Oct. 7)  
125 D.K. Metcalf (Ole Miss) at California (Sept. 16)  
123 Brandon Johnson (Tennessee) vs UMASS (Sept. 23)  
122 Deebo Samuel (South Carolina) vs KENTUCKY (Sept. 16)  
122 Bryan Edwards (South Carolina) vs LATECH (Sept. 23)  
116 J. Johnson (Missouri) vs MISSOURI ST. (Sept. 2)  
116 Jonathan Nance (Arkansas) at South Carolina (Oct. 7)  
115 Marquez Callaway (Tennessee) vs Georgia Tech (Sept. 4)  
111 Garrett Johnson (Kentucky) vs MISSOURI (Oct. 7)  
110 Christian Kirk (Texas A&M) vs Arkansas (Sept. 23)  
110 Tyrie Cleveland (Florida) at Kentucky (Sept. 23)  
109 A.J. Brown (Ole Miss) at Auburn (Oct. 7)  
105 D.J. Chark (LSU) vs TROY (Sept. 30)  
104 Ralph Webb (Vanderbilt) at Middle Tennessee (Sept. 2)  
103 D.J. Chark (LSU) vs CHATTANOOGA (Sept. 9)  
100 DaMarkus Lodge (Ole Miss) at California (Sept. 16)  
100 Jonathan Nance (Arkansas) vs Texas A&M (Sept. 23)

**Number of 100-Yard Receiving Performances**

A.J. Brown, Ole Miss - 4  
D.J. Chark, LSU - 3  
Emanuel Hall, Missouri - 2  
DaMarkus Lodge, Ole Miss - 2  
Jonathan Nance, Arkansas - 2  
Marquez Callaway, Tennessee - 1  
Tyrie Cleveland, Florida - 1  
Bryan Edwards, South Carolina - 1  
Brandon Johnson, Tennessee - 1  
Garrett Johnson, Kentucky - 1



**2017 Southeastern Conference Football  
Individual Stellar Games Through games of Oct 16, 2017**



J. Johnson, Missouri - 1  
Christian Kirk, Texas A&M - 1  
D.K. Metcalf, Ole Miss - 1  
J'Mon Moore, Missouri - 1  
Deebo Samuel, South Carolina - 1  
Ralph Webb, Vanderbilt - 1



**2017 Southeastern Conference Football**  
Conference Opponent Game Lows Through games of Oct 16, 2017



**OPPONENT LOWS (lowest totals allowed by)**

Total offense yards	33	Mississippi State vs CHARLESTON SOUTHERN (Sept. 2)
	78	Auburn vs GEORGIA SOUTHERN (Sept. 2)
	78	Alabama at Vanderbilt (Sept. 23)
Total offense yards/play	0.7	Mississippi State vs CHARLESTON SOUTHERN (Sept. 2) [47-33]
	1.4	Auburn vs GEORGIA SOUTHERN (Sept. 2) [56-78]
Rushing yards	-5	LSU vs BYU (Sept. 2)
	11	Arkansas vs NEW MEXICO STATE (Sept. 30)
Rushing attempts	14	Arkansas vs NEW MEXICO STATE (Sept. 30)
	14	LSU vs BYU (Sept. 2)
Yards per rush	-0.4	LSU vs BYU (Sept. 2) [14--5]
	0.5	Mississippi State vs CHARLESTON SOUTHERN (Sept. 2) [39-18]
Longest rush	6	LSU vs BYU (Sept. 2)
	7	Mississippi State vs BYU (Oct. 14)
Passing attempts	8	Mississippi State vs CHARLESTON SOUTHERN (Sept. 2)
	9	Auburn vs GEORGIA SOUTHERN (Sept. 2)
Passing yards	8	Auburn vs GEORGIA SOUTHERN (Sept. 2)
	15	Mississippi State vs CHARLESTON SOUTHERN (Sept. 2)
Yards per completion	2.0	Auburn vs GEORGIA SOUTHERN (Sept. 2) [4-8]
	5.0	Mississippi State vs CHARLESTON SOUTHERN (Sept. 2) [3-15]
Passes completed	3	Mississippi State vs CHARLESTON SOUTHERN (Sept. 2)
	4	Auburn vs GEORGIA SOUTHERN (Sept. 2)
Pass completion pct	31.8	Alabama at Vanderbilt (Sept. 23) [7-22]
	33.3	Florida vs TEXAS A&M (Oct. 14) [8-24]
Longest pass	4	Mississippi State vs CHARLESTON SOUTHERN (Sept. 2)
	7	Auburn vs GEORGIA SOUTHERN (Sept. 2)
First downs	2	Mississippi State vs CHARLESTON SOUTHERN (Sept. 2)
	3	Alabama at Vanderbilt (Sept. 23)
1st downs rushing	1	LSU vs BYU (Sept. 2)
	1	Alabama at Vanderbilt (Sept. 23)
1st downs passing	0	Auburn vs GEORGIA SOUTHERN (Sept. 2)
	0	Mississippi State vs CHARLESTON SOUTHERN (Sept. 2)
1st downs by penalty	0	Arkansas vs Florida A&M (Aug. 31)
	0	Mississippi State vs CHARLESTON SOUTHERN (Sept. 2)
	0	Georgia vs APPALACHIAN ST. (Sept. 2)
	0	Tennessee vs Georgia Tech (Sept. 4)
	0	South Carolina at Missouri (Sept. 9)
	0	Texas A&M vs LOUISIANA (Sept. 16)
	0	Kentucky at South Carolina (Sept. 16)
	0	Tennessee at Florida (Sept. 16)
	0	Vanderbilt vs KANSAS STATE (Sept. 16)
	0	Georgia vs MISSISSIPPI STATE (Sept. 23)
	0	South Carolina at Texas A&M (Sept. 30)
	0	LSU vs TROY (Sept. 30)
	0	Kentucky vs MISSOURI (Oct. 7)
	0	Georgia at Vanderbilt (Oct. 7)
	0	Vanderbilt vs GEORGIA (Oct. 7)
	0	Auburn at LSU (Oct. 14)
	0	Arkansas at Alabama (Oct. 14)
	0	Florida vs TEXAS A&M (Oct. 14)
	0	Texas A&M at Florida (Oct. 14)
	0	Tennessee vs SOUTH CAROLINA (Oct. 14)
	0	Georgia vs MISSOURI (Oct. 14)
	0	Missouri at Georgia (Oct. 14)
Penalties	1	Alabama vs FRESNO STATE (Sept. 9)
	1	Mississippi State at Auburn (Sept. 30)





**2017 Southeastern Conference Football  
Opponent Game Lows Through games of Oct 16, 2017**



Penalties yards	6	Alabama vs FRESNO STATE (Sept. 9)
	10	LSU vs CHATTANOOGA (Sept. 9)
	10	South Carolina vs KENTUCKY (Sept. 16)
	10	Texas A&M vs SOUTH CAROLINA (Sept. 30)



**2017 Southeastern Conference Football**  
Conference Team Game Lows Through games of Oct 16, 2017



**TEAM LOWS (lowest totals made by)**

Total offense yards	78	Vanderbilt vs ALABAMA (Sept. 23)
	117	Auburn at Clemson (Sept. 9)
Total offense yards/play	1.8	Auburn at Clemson (Sept. 9) [66-117]
	2.1	Vanderbilt vs ALABAMA (Sept. 23) [38-78]
Rushing yards	11	Florida vs Michigan (Sept. 2)
	23	South Carolina at Texas A&M (Sept. 30)
Rushing attempts	16	Vanderbilt vs ALABAMA (Sept. 23)
	18	Ole Miss vs UT MARTIN (Sept. 9)
Yards per rush	0.4	Florida vs Michigan (Sept. 2) [27-11]
	0.9	South Carolina at Texas A&M (Sept. 30) [26-23]
Longest rush	9	Vanderbilt vs ALABAMA (Sept. 23)
	9	Vanderbilt at Middle Tennessee (Sept. 2)
Passing attempts	12	Georgia vs MISSISSIPPI STATE (Sept. 23)
	14	Georgia at Vanderbilt (Oct. 7)
Passing yards	38	Vanderbilt vs ALABAMA (Sept. 23)
	79	Auburn at Clemson (Sept. 9)
Yards per completion	5.4	Vanderbilt vs ALABAMA (Sept. 23) [7-38]
	6.1	Auburn at Clemson (Sept. 9) [13-79]
Passes completed	7	Georgia at Tennessee (Sept. 30)
	7	Vanderbilt vs ALABAMA (Sept. 23)
Pass completion pct	30.0	Texas A&M at UCLA (Sept. 3) [9-30]
	31.8	Vanderbilt vs ALABAMA (Sept. 23) [7-22]
Longest pass	10	Vanderbilt vs ALABAMA (Sept. 23)
	15	Texas A&M at UCLA (Sept. 3)
First downs	3	Vanderbilt vs ALABAMA (Sept. 23)
	7	Tennessee vs GEORGIA (Sept. 30)
1st downs rushing	1	Vanderbilt vs ALABAMA (Sept. 23)
	2	Florida vs Michigan (Sept. 2)
	2	Ole Miss vs UT MARTIN (Sept. 9)
	2	Vanderbilt vs KANSAS STATE (Sept. 16)
	2	South Carolina at Texas A&M (Sept. 30)
1st downs passing	1	Vanderbilt vs ALABAMA (Sept. 23)
	2	Auburn at Clemson (Sept. 9)
	2	Tennessee vs GEORGIA (Sept. 30)
1st downs by penalty	0	Auburn vs GEORGIA SOUTHERN (Sept. 2)
	0	Ole Miss vs SOUTH ALABAMA (Sept. 2)
	0	South Carolina vs NC State (Sept. 2)
	0	LSU vs CHATTANOOGA (Sept. 9)
	0	Missouri vs SOUTH CAROLINA (Sept. 9)
	0	Mississippi State at LATECH (Sept. 9)
	0	Alabama vs FRESNO STATE (Sept. 9)
	0	Vanderbilt vs ALABAMA A&M (Sept. 9)
	0	Vanderbilt at Middle Tennessee (Sept. 2)
	0	South Carolina vs KENTUCKY (Sept. 16)
	0	Florida vs TENNESSEE (Sept. 16)
	0	Georgia vs SAMFORD (Sept. 16)
	0	Vanderbilt vs KANSAS STATE (Sept. 16)
	0	South Carolina vs LATECH (Sept. 23)
	0	Mississippi State at Georgia (Sept. 23)
	0	Texas A&M vs SOUTH CAROLINA (Sept. 30)
	0	LSU vs TROY (Sept. 30)
	0	Missouri at Kentucky (Oct. 7)
	0	Georgia at Vanderbilt (Oct. 7)
	0	Vanderbilt vs GEORGIA (Oct. 7)
	0	LSU vs AUBURN (Oct. 14)



**2017 Southeastern Conference Football  
Team Game Lows Through games of Oct 16, 2017**



	0	Alabama vs ARKANSAS (Oct. 14)
	0	Texas A&M at Florida (Oct. 14)
	0	Florida vs TEXAS A&M (Oct. 14)
	0	South Carolina at Tennessee (Oct. 14)
	0	Missouri at Georgia (Oct. 14)
	0	Georgia vs MISSOURI (Oct. 14)
Penalties	1	South Carolina vs LATECH (Sept. 23)
	1	Auburn vs MISSISSIPPI STATE (Sept. 30)
Penalties yards	10	Kentucky at South Carolina (Sept. 16)
	10	South Carolina at Texas A&M (Sept. 30)



**2017 Southeastern Conference Football**  
Conference Opponent Game Highs Through games of Oct 16, 2017



**OPPONENT HIGHS (highest totals allowed by)**

Points	66	Ole Miss at Alabama (Sept. 30)
	59	Vanderbilt vs ALABAMA (Sept. 23)
Points scored kicking	17	Missouri at Georgia (Oct. 14) [4fg,5pat]
	16	Missouri at Kentucky (Oct. 7) [4fg,4pat]
Touchdowns	9	Ole Miss at Alabama (Sept. 30)
	8	Vanderbilt vs ALABAMA (Sept. 23)
Total offense yards	696	Missouri at Georgia (Oct. 14) [370r,326p]
	677	Vanderbilt vs ALABAMA (Sept. 23) [496r,181p]
Total offense plays	99	South Carolina vs NC State (Sept. 2) [35r,64p]
	96	Tennessee vs Georgia Tech (Sept. 4) [86r,10p]
Total offense yards/play	9.1	Mississippi State at Auburn (Sept. 30) [56-511]
	9.0	Missouri at Georgia (Oct. 14) [77-696]
Rushing yards	535	Tennessee vs Georgia Tech (Sept. 4)
	496	Vanderbilt vs ALABAMA (Sept. 23)
Rushing attempts	86	Tennessee vs Georgia Tech (Sept. 4)
	66	Vanderbilt vs ALABAMA (Sept. 23)
Yards per rush	7.8	Vanderbilt vs GEORGIA (Oct. 7) [54-423]
	7.5	Vanderbilt vs ALABAMA (Sept. 23) [66-496]
Rushing TDs	6	Tennessee vs Georgia Tech (Sept. 4)
	6	Vanderbilt vs ALABAMA (Sept. 23)
Longest rush	79	Arkansas vs Texas A&M (Sept. 23)
	79	Texas A&M at Florida (Oct. 14)
Passing yards	491	Texas A&M at UCLA (Sept. 3)
	415	South Carolina vs NC State (Sept. 2)
Passing attempts	64	South Carolina vs NC State (Sept. 2)
	59	Texas A&M at UCLA (Sept. 3)
Passing TDs	4	Texas A&M at UCLA (Sept. 3)
	4	Vanderbilt at Ole Miss (Oct. 14)
	4	Georgia vs MISSOURI (Oct. 14)
Longest pass	89	Missouri vs MISSOURI ST. (Sept. 2)
	81	Arkansas vs Texas A&M (Sept. 23)
Passes completed	45	South Carolina vs NC State (Sept. 2)
	35	Texas A&M at UCLA (Sept. 3)
Had intercepted	3	Texas A&M vs LOUISIANA (Sept. 16)
	3	Florida vs TENNESSEE (Sept. 16)
Pass completion pct	82.4	Mississippi State at Auburn (Sept. 30) [14-17]
	76.5	Missouri vs PURDUE (Sept. 16) [26-34]
Passing yards/attempt	16.8	Mississippi State at Georgia (Sept. 23) [12-201]
	15.7	Mississippi State at Auburn (Sept. 30) [17-267]
Yards per catch	24.0	Tennessee vs Georgia Tech (Sept. 4) [5-120]
	22.5	Florida vs TEXAS A&M (Oct. 14) [8-180]
Field goal attempts	6	Florida vs Michigan (Sept. 2)
	5	Florida vs TENNESSEE (Sept. 16)
Field goals made	4	Florida vs Michigan (Sept. 2)
	4	Georgia at Notre Dame (Sept. 9)
	4	Missouri at Kentucky (Oct. 7)
	4	Florida vs TEXAS A&M (Oct. 14)
	4	Missouri at Georgia (Oct. 14)
Longest field goal	55	Florida vs Michigan (Sept. 2)
	54	Missouri vs AUBURN (Sept. 23)
Field goal pct	100.0	Georgia at Notre Dame (Sept. 9) [4-4]
	100.0	Missouri at Kentucky (Oct. 7) [4-4]
	100.0	Florida vs TEXAS A&M (Oct. 14) [4-4]
	100.0	Missouri at Georgia (Oct. 14) [4-4]
	100.0	LSU at Mississippi State (Sept. 16) [3-3]



**2017 Southeastern Conference Football  
Opponent Game Highs Through games of Oct 16, 2017**



	100.0	South Carolina vs KENTUCKY (Sept. 16) [3-3]
	100.0	Arkansas vs Texas A&M (Sept. 23) [3-3]
	100.0	Missouri vs AUBURN (Sept. 23) [3-3]
	100.0	Ole Miss at Auburn (Oct. 7) [3-3]
	100.0	LSU vs AUBURN (Oct. 14) [3-3]
	100.0	Tennessee vs SOUTH CAROLINA (Oct. 14) [3-3]
	100.0	South Carolina at Tennessee (Oct. 14) [3-3]
	100.0	Ole Miss vs SOUTH ALABAMA (Sept. 2) [2-2]
	100.0	Texas A&M vs NICHOLLS (Sept. 9) [2-2]
	100.0	Mississippi State at LATECH (Sept. 9) [2-2]
	100.0	Tennessee at Florida (Sept. 16) [2-2]
	100.0	Tennessee vs GEORGIA (Sept. 30) [2-2]
	100.0	Auburn at LSU (Oct. 14) [2-2]
	100.0	Arkansas at Alabama (Oct. 14) [2-2]
	100.0	Vanderbilt at Ole Miss (Oct. 14) [2-2]
PAT kicks attempted	9	Ole Miss at Alabama (Sept. 30)
	8	Vanderbilt vs ALABAMA (Sept. 23)
PAT kicks made	9	Ole Miss at Alabama (Sept. 30)
	8	Vanderbilt vs ALABAMA (Sept. 23)
PAT kicks pct	100.0	Ole Miss at Alabama (Sept. 30) [9-9]
	100.0	Vanderbilt vs ALABAMA (Sept. 23) [8-8]
	100.0	Mississippi State at Auburn (Sept. 30) [7-7]
	100.0	Vanderbilt at Ole Miss (Oct. 14) [7-7]
	100.0	Texas A&M at UCLA (Sept. 3) [6-6]
	100.0	Missouri vs AUBURN (Sept. 23) [6-6]
	100.0	Arkansas at South Carolina (Oct. 7) [6-6]
	100.0	Vanderbilt vs GEORGIA (Oct. 7) [6-6]
	100.0	Missouri vs MISSOURI ST. (Sept. 2) [5-5]
	100.0	Tennessee vs Georgia Tech (Sept. 4) [5-5]
	100.0	Missouri vs PURDUE (Sept. 16) [5-5]
	100.0	Arkansas vs Texas A&M (Sept. 23) [5-5]
	100.0	Texas A&M vs Arkansas (Sept. 23) [5-5]
	100.0	Vanderbilt at Florida (Sept. 30) [5-5]
	100.0	Tennessee vs GEORGIA (Sept. 30) [5-5]
	100.0	Ole Miss at Auburn (Oct. 7) [5-5]
	100.0	Arkansas at Alabama (Oct. 14) [5-5]
	100.0	Ole Miss vs VANDERBILT (Oct. 14) [5-5]
	100.0	Missouri at Georgia (Oct. 14) [5-5]
	100.0	South Carolina vs NC State (Sept. 2) [4-4]
	100.0	Arkansas vs TCU (Sept. 9) [4-4]
	100.0	Missouri vs SOUTH CAROLINA (Sept. 9) [4-4]
	100.0	LSU at Mississippi State (Sept. 16) [4-4]
	100.0	Mississippi State at Georgia (Sept. 23) [4-4]
	100.0	Kentucky vs FLORIDA (Sept. 23) [4-4]
	100.0	Kentucky vs MISSOURI (Oct. 7) [4-4]
	100.0	Missouri at Kentucky (Oct. 7) [4-4]
	100.0	Georgia vs MISSOURI (Oct. 14) [4-4]
	100.0	Florida vs Michigan (Sept. 2) [3-3]
	100.0	Ole Miss vs SOUTH ALABAMA (Sept. 2) [3-3]
	100.0	Texas A&M vs LOUISIANA (Sept. 16) [3-3]
	100.0	Ole Miss at California (Sept. 16) [3-3]
	100.0	LSU vs SYRACUSE (Sept. 23) [3-3]
	100.0	Florida at Kentucky (Sept. 23) [3-3]
	100.0	South Carolina at Texas A&M (Sept. 30) [3-3]
	100.0	Arkansas vs NEW MEXICO STATE (Sept. 30) [3-3]
	100.0	LSU vs TROY (Sept. 30) [3-3]





## 2017 Southeastern Conference Football Opponent Game Highs Through games of Oct 16, 2017



	100.0	Florida vs VANDERBILT (Sept. 30) [3-3]
	100.0	Texas A&M vs ALABAMA (Oct. 7) [3-3]
	100.0	Auburn at LSU (Oct. 14) [3-3]
	100.0	Kentucky at Southern Miss (Sept. 2) [2-2]
	100.0	Auburn at Clemson (Sept. 9) [2-2]
	100.0	South Carolina vs KENTUCKY (Sept. 16) [2-2]
	100.0	Alabama vs CHARLESTON SOUTHERN (Sept. 16) [2-2]
	100.0	Florida vs TENNESSEE (Sept. 16) [2-2]
	100.0	Tennessee at Florida (Sept. 16) [2-2]
	100.0	Georgia vs SAMFORD (Sept. 16) [2-2]
	100.0	Auburn at Missouri (Sept. 23) [2-2]
	100.0	Texas A&M vs SOUTH CAROLINA (Sept. 30) [2-2]
	100.0	Alabama at Texas A&M (Oct. 7) [2-2]
	100.0	Auburn vs OLE MISS (Oct. 7) [2-2]
	100.0	Florida vs LSU (Oct. 7) [2-2]
	100.0	Georgia at Vanderbilt (Oct. 7) [2-2]
	100.0	LSU vs AUBURN (Oct. 14) [2-2]
	100.0	Texas A&M at Florida (Oct. 14) [2-2]
2-point PAT attempts	2	South Carolina vs ARKANSAS (Oct. 7)
	1	Missouri vs MISSOURI ST. (Sept. 2)
	1	Tennessee vs Georgia Tech (Sept. 4)
	1	Texas A&M vs NICHOLLS (Sept. 9)
	1	Alabama vs CHARLESTON SOUTHERN (Sept. 16)
	1	Texas A&M vs Arkansas (Sept. 23)
	1	Arkansas vs Texas A&M (Sept. 23)
	1	Auburn vs OLE MISS (Oct. 7)
	1	Missouri at Georgia (Oct. 14)
2-point PATs made	1	Missouri vs MISSOURI ST. (Sept. 2)
	1	Texas A&M vs NICHOLLS (Sept. 9)
	1	Texas A&M vs Arkansas (Sept. 23)
Punts	12	Mississippi State vs CHARLESTON SOUTHERN (Sept. 2)
	11	Auburn vs GEORGIA SOUTHERN (Sept. 2)
Longest punt	73	Missouri vs SOUTH CAROLINA (Sept. 9)
	72	South Carolina at Tennessee (Oct. 14)
Yards punted	537	Mississippi State vs CHARLESTON SOUTHERN (Sept. 2) [12-537]
	428	Auburn vs GEORGIA SOUTHERN (Sept. 2) [11-428]
Punting avg	53.8	South Carolina at Missouri (Sept. 9) [4-215]
	52.3	South Carolina at Tennessee (Oct. 14) [6-314]
Punt returns	5	Florida vs Michigan (Sept. 2)
	5	Kentucky vs EASTERN MICHIGAN (Sept. 30)
	5	Tennessee vs GEORGIA (Sept. 30)
	5	Arkansas at Alabama (Oct. 14)
Punt return yards	87	Florida at Kentucky (Sept. 23)
	83	Auburn at LSU (Oct. 14)
Punt return avg	41.5	Auburn at LSU (Oct. 14) [2-83]
	29.0	Florida at Kentucky (Sept. 23) [3-87]
Punt return TDs	1	Auburn at LSU (Oct. 14)
Longest punt return	75	Auburn at LSU (Oct. 14)
	52	Florida at Kentucky (Sept. 23)
Kick returns	7	Ole Miss vs VANDERBILT (Oct. 14)
	6	Texas A&M at UCLA (Sept. 3)
	6	Kentucky at South Carolina (Sept. 16)
	6	Arkansas vs Texas A&M (Sept. 23)
	6	Alabama vs OLE MISS (Sept. 30)
Kick return yards	181	Ole Miss vs VANDERBILT (Oct. 14)
	179	Arkansas vs Texas A&M (Sept. 23)



## 2017 Southeastern Conference Football Opponent Game Highs Through games of Oct 16, 2017



Kick return avg	60.0	Missouri vs SOUTH CAROLINA (Sept. 9) [2-120]
	43.5	Ole Miss at Auburn (Oct. 7) [2-87]
Longest kick return	100	Arkansas vs Texas A&M (Sept. 23)
	97	Missouri vs SOUTH CAROLINA (Sept. 9)
Kick return TDs	1	Missouri vs SOUTH CAROLINA (Sept. 9)
	1	Arkansas vs Texas A&M (Sept. 23)
Interceptions	3	Tennessee at Florida (Sept. 16)
	3	Ole Miss at California (Sept. 16)
Interception return yds	105	Mississippi State vs BYU (Oct. 14)
	79	Arkansas at South Carolina (Oct. 7)
Interception return avg	52.5	Mississippi State vs BYU (Oct. 14) [2-105]
	39.5	Arkansas at South Carolina (Oct. 7) [2-79]
Longest interception rtn	67	Mississippi State vs BYU (Oct. 14)
	61	Mississippi State at LATECH (Sept. 9)
Interception return TDs	2	Arkansas at South Carolina (Oct. 7)
	1	Tennessee at Florida (Sept. 16)
	1	Ole Miss at California (Sept. 16)
	1	Mississippi State at Auburn (Sept. 30)
	1	Ole Miss at Alabama (Sept. 30)
Fumbles lost	3	Kentucky at Southern Miss (Sept. 2)
	3	Texas A&M at UCLA (Sept. 3)
	3	Auburn at Missouri (Sept. 23)
Fumbles recovered	4	Auburn vs MERCER (Sept. 16)
	3	Florida vs Michigan (Sept. 2)
	3	Missouri vs AUBURN (Sept. 23)
Sacked by opp	7	Tennessee vs UMASS (Sept. 23)
	7	Texas A&M vs SOUTH CAROLINA (Sept. 30)
	7	Ole Miss vs VANDERBILT (Oct. 14)
	7	South Carolina at Tennessee (Oct. 14)
QB sacks	11	Auburn at Clemson (Sept. 9)
	7	South Carolina at Texas A&M (Sept. 30)
	7	Vanderbilt at Ole Miss (Oct. 14)
	7	Tennessee vs SOUTH CAROLINA (Oct. 14)
Turnovers committed	5	Texas A&M vs LOUISIANA (Sept. 16)
	4	Auburn at Missouri (Sept. 23)
	4	Georgia at Tennessee (Sept. 30)
	4	South Carolina vs ARKANSAS (Oct. 7)
Turnovers caused	5	Auburn vs MERCER (Sept. 16)
	4	Missouri vs AUBURN (Sept. 23)
	4	LSU vs TROY (Sept. 30)
	4	Tennessee vs GEORGIA (Sept. 30)
	4	Arkansas at South Carolina (Oct. 7)
Kicks blocked	2	Mississippi State at LATECH (Sept. 9)
	1	Texas A&M at UCLA (Sept. 3)
	1	Missouri vs SOUTH CAROLINA (Sept. 9)
	1	Tennessee vs GEORGIA (Sept. 30)
	1	Alabama at Texas A&M (Oct. 7)
	1	Missouri at Kentucky (Oct. 7)
	1	Florida vs TEXAS A&M (Oct. 14)
First downs	38	Vanderbilt vs ALABAMA (Sept. 23)
	33	Tennessee vs Georgia Tech (Sept. 4)
1st downs rushing	29	Tennessee vs Georgia Tech (Sept. 4)
	24	Vanderbilt vs ALABAMA (Sept. 23)
1st downs passing	23	Texas A&M at UCLA (Sept. 3)
	21	South Carolina vs NC State (Sept. 2)
1st downs by penalty	7	Georgia at Notre Dame (Sept. 9)



**2017 Southeastern Conference Football  
Opponent Game Highs Through games of Oct 16, 2017**



	4	LSU at Mississippi State (Sept. 16)
	4	Ole Miss at California (Sept. 16)
	4	South Carolina at Tennessee (Oct. 14)
Penalties	11	Georgia vs APPALACHIAN ST. (Sept. 2)
	11	Kentucky vs EASTERN KENTUCKY (Sept. 9)
	11	Vanderbilt at Ole Miss (Oct. 14)
Penalties yards	112	Mississippi State vs LSU (Sept. 16)
	105	Georgia vs APPALACHIAN ST. (Sept. 2)