



FOOTBALL

## GAME 2

at No. 1/1 Alabama

2:30 p.m. | Sept. 10, 2016 | Bryant-Denny Stadium (101,821)

ON TV: **ESPN 2**  
**Play-by-Play:** Beth Mowins  
**Analyst:** Anthony Becht  
**Sideline:** Rocky Boiman

RADIO: **WKU**  
**Play-by-Play:** Randy Lee  
**Analyst:** Leo Peckenpaugh  
**Sideline:** Terry Obee

Hilltopper IMG Sports Network: 105.3 FM/1450 AM

Internet Radio: WKUSports.tv and TuneIn app

Live Stats: WKUSports.com

### (RV/RV) WKU HILLTOPPERS (1-0)

DATE	OPPONENT	TIME	TV/RESULT
<b>September</b>			
1	Rice*	7 p.m.	W, 46-14
10	at (1/1) Alabama	2:30 p.m.	ESPN 2
17	at Miami (Ohio)	2:30 p.m.	ESPN 3
24	Vanderbilt	3:30 p.m.	CBSSN
<b>October</b>			
1	Houston Baptist	6 p.m.	WKUSports.tv
6	at LA Tech*	7 p.m.	CBSSN
15	at Middle Tennessee*	1:30 p.m.	ESPN 3
22	Old Dominion* (HC)	6 p.m.	ASN
29	at Florida Atlantic*	2:30 p.m.	ASN
<b>NOVEMBER</b>			
5	FIU*	4:30 p.m.	beIN
12	North Texas*	2:30 p.m.	ESPN 3
26	at Marshall*	TBA	ESPN TBA

### (1/1) ALABAMA CRIMSON TIDE (1-0)

DATE	OPPONENT	TIME	TV/RESULT
<b>September</b>			
3	vs. USC (Dallas)	7 p.m.	W, 52-6
10	WKU	2:30 p.m.	ESPN 2
17	at Ole Miss*	2:30 p.m.	CBS
24	Kent State	TBA	TBA
<b>October</b>			
1	Kentucky*	TBA	TBA
8	at Arkansas*	TBA	TBA
15	at Tennessee*	TBA	TBA
22	Texas A&M*	TBA	TBA
<b>November</b>			
5	at LSU*	TBA	TBA
12	Mississippi State*	TBA	TBA
19	Chattanooga	TBA	TBA
26	Auburn*	TBA	TBA

# HILLTOPPERS

## 2016 GAME NOTES

@WKUFootball

/WKUFootball

WKUSports.com

@WKU\_Football

WKUSports

**Media Contact:** Kyle Neaves, Associate Athletic Director, Communications • Kyle.Neaves@wku.edu • (228) 424-6921 • @KyleNeavesWKU  
**Secondary Contact:** Bryan Fyalkowski, Assistant Director of Media Relations • Bryan.Fyalkowski@wku.edu • (412) 335-2675 • @fyalkowski

### NOTING THE HILLTOPPERS

- WKU is in its 97th season of football and third under head coach Jeff Brohm, who became the school's 19th head coach on Jan. 10, 2014.
- WKU is one of the newest members of the FBS, entering just its eighth year as full members at this level.
- Since 2010, the Hilltoppers have had remarkable consistency at the quarterback position with just two opening day starters over those six seasons - Kawaun Jakes (2010-12) and Brandon Doughty (2013-15). Enter Mike White in 2016, who won the starting job this fall.
- White inherits an offensive line that returns five starters with a combined 131 total starts between them - the second-most experienced line in the country - as well as two 900-yard receivers, a 1,000-yard rusher and a sophomore bruiser at tailback in D'Andre Ferby. **More on Page 13**
- On the other side of the ball, the Hilltoppers return just four starters but a wealth of game experience. Of the 32 players on the defense who saw at least three games of action last year, 21 return for 2016. **More on Page 13**
- WKU has reached bowl eligibility in five consecutive seasons and in five of seven years as an FBS school. It is the longest streak of bowl eligibility in Conference USA.
- WKU's current streak of 13 consecutive victories over C-USA opponents is the second-longest in league history (one shy of the record) and the longest active streak in the country. San Diego State has won 11-straight MWC games.
- In 2015, WKU became just the seventh team in C-USA's 20-year history to finish undefeated in conference play and the first team to go undefeated and win the conference championship.

### NOTING THE GAME

- Saturday's game marks the second time - in three meetings - the Hilltoppers face the Crimson Tide in their home opener, coming off a national championship, and in Week 2 following a neutral site game in Cowboys Stadium.
- Of the nine assistant coaches on WKU's staff, coaches Tony Levine (Auburn, 2000), Don Dunn (Auburn, 1999-08), and Reggie Johnson (Arkansas, 2008-11) have coached a game in Bryant-Denny Stadium.
- WKU Defensive Coordinator Nick Holt and Alabama Offensive Coordinator Lane Kiffin won the 2003 AP National Championship together while on the staff at USC - Holt as linebackers coach and Kiffin working with the wide receivers.
- WKU features 12 players from the Yellowhammer State, and of those 12, eight see regular game action and four are starters - LG Brandon Ray (Madison), KR Kylen Towner (Mobile), SS Marcus Ward (Birmingham) and LB T.J. McCollum (Birmingham).
- Against the best opponents, senior WR Taywan Taylor had his best performances in 2015. Taylor averaged 113 receiving yards and tallied 22 receptions last season at Vanderbilt, Indiana and LSU.

### WHERE TO FIND IT

#### GENERAL

Media Information .....	2
Weekly Schedule .....	2
Jeff Brohm .....	8
Brohm's Influences .....	9
National Polls .....	10
C-USA Standings .....	11
WKU Rosters .....	16-17
What Returns .....	17-18
Game Recaps .....	25
Opponent Schedules .....	28
Med. Center Indoor .....	29

#### ON THE GAME

Game Center .....	3
Depth Chart .....	7
Assistant Coaches .....	7
Record Breakdown .....	9

#### NOTEBOOK

Depth Chart Notes .....	4-6
Schedule Notes .....	6
2016 Notebook .....	10-14
Rule Changes .....	15
Quick Hits .....	12
Start Chart .....	14
Game Notables .....	20
The Last Time .....	22-23
Career Records .....	26-27

#### STATISTICS

Opening Drives .....	18
Position/Game Starts .....	19
Explosive Plays .....	20
Turnovers/Big Plays .....	21
Drive Summaries .....	24
2016 Stat Packet .....	30

### NUMBERS TO WATCH

11

WR Taywan Taylor is just 11 receptions shy of tying the program's career record. He already owns career records for yardage and touchdowns.

7

Only 7 times since 2000 has a quarterback thrown for 500 yards or more with an 80-percent completion percentage - Mike White is one of those seven.

20

Since 2014, only Oregon and Baylor have tallied as many 500-yard offensive performances as the Hilltoppers' 20.

## Media **INFORMATION**

**WORKING CREDENTIALS:** To request credentials, contact the Media Relations office. All requests should be made as early as possible and should be limited to working press only. Working space in the Houchens-Smith Stadium press box is limited and a photo work room is available on the ground level for credentialed photographers.

**MEDIA WILL-CALL:** If not received by mail, credentials may be picked up at the media "Will Call" table, located next to the press box elevators on the lower level of the east side of the stadium between gates 4 and 5. Please be mindful that parking passes cannot be picked up at will-call and must be received prior to gameday.

**PHOTOGRAPHERS:** Credentials for photographers will be issued on the basis of circulation, with priority granted to agencies covering the participating schools on a regular basis. Per NCAA rules, images or likeness of current student-athletes may not be sold, distributed or used for commercial purposes.

**SIDELINE ACCESS:** Excluding select portions of the game, media sideline access is reserved for photographers/ videographers. Credentialed photographers/videographers who arrive on the sideline without proper equipment will be removed from the sideline. Credentials must be worn at all times on the sideline. When on the sideline, media must remain outside the bench area. This includes during pre-game activities.

**RECRUITS:** Per NCAA rule, media are not permitted to have contact with a prospect or family members of a prospect during their visit (official or unofficial) to campus, including prospects in attendance at practice or games. Contact includes in-person conversations, phone calls, text messages, e-mails, etc. Media are also asked to make every effort to keep distance from prospects on campus, including at practice, during pre-game activities on the sidelines and in the stands.

**GAMEDAY SERVICES:** Members of the media covering WKU will be provided with pregame notes for both teams, a game program and a flipcard. Statistics and a running play-by-play will be handed out after each quarter. Approximately 30 minutes following the completion of the game, a final statistical book, including complete team and individual stats, running play-by-play and postgame quotes from players and coaches, will be available. The first run of books will be given directly to the visiting SID to allow for easy departure with their team.

**POSTGAME INTERVIEWS:** For home games, Coach Jeff Brohm and select student-athletes will hold a postgame news conference with the media in the team meeting room of Harbaugh Hall. Athletics Media Relations office representatives will be available to assist in postgame interviews. A member of the AMR staff will accompany members of the press wishing to go to the sidelines, beginning with five minutes remaining in the final quarter.

**PRACTICES:** WKU will begin practice at 4 p.m. on a normal game week every Tuesday through Friday. WKU football practices are open to media Tuesday and Wednesday for periods 1 through 4. Video is permitted for individual drills only during the open periods, although media may be alerted of other portions that are not available for video. Requests for players and assistants should be made by 11 a.m. on the day of practice.

### MEDIA RELATIONS

<b>Kyle Neaves</b>	<b>Associate A.D./Communications</b>
Kyle.Neaves@wku.edu	Cell: (228) 424-6921
Primary Football Contact	Office: (270) 745-3756
<b>Bryan Fyalkowski</b>	<b>Assistant Media Relations Dir.</b>
Bryan.Fyalkowski@wku.edu	Cell: (412) 335-2675
Secondary Football/Players Contact	
<b>Zach Greenwell</b>	<b>Associate Media Relations Dir.</b>
Zachary.Greenwell@wku.edu	
<b>Jessica Leifheit</b>	<b>Assistant Media Relations Dir.</b>
Jessica.Leifheit@wku.edu	
<b>Currie McFayden</b>	<b>Assistant Media Relations Dir.</b>
Currie.McFayden@wku.edu	
<b>Lance Dozier</b>	<b>Media Relations Assistant</b>
Lance.Dozier962@topper.wku.edu	
<b>Paul Just</b>	<b>Sports Information Director Emeritus</b>
Paul.Just@wku.edu	
<b>Mailing Address:</b>	
Athletic Media Relations	
E.A. Diddle Arena Room 1454	
1605 Avenue of Champions	
Bowling Green, KY 42101	

### WEEKLY PRESS CONFERENCE

Coach Jeff Brohm will hold his weekly press conference each Monday during a game week at 11:30 a.m. in the Paul Just Media Room inside Diddle Arena. A pair of players will also be available for interviews.

Both Coach Brohm and the players will be available for out-of-town media during a weekly teleconference which coincides with the press conference. The call-in number for the press conference can be obtained by contacting Kyle Neaves at Kyle.Neaves@wku.edu. This will also serve as Coach Brohm's availability to all non-local media.

### COLLEGEPRESSBOX.COM

CollegePressBox.com is the official media website for Division I football. Access and download weekly game notes, quotes, statistics, media guides, headshots, logos and more for each conference and its member schools. Login information will be distributed to accredited media or you can apply for a password by sending an e-mail to password@collegepressbox.com.

## ALABAMA WEEK

<b>4</b> <b>SUNDAY</b>	<b>5</b> <b>MONDAY</b>	<b>6</b> <b>TUESDAY</b>	<b>7</b> <b>WEDNESDAY</b>	<b>8</b> <b>THURSDAY</b>	<b>9</b> <b>FRIDAY</b>	<b>10</b> <b>SATURDAY</b>
<u>Practice</u> Closed	<u>Press Conference</u> Jeff Brohm and select players available in the Just Media Room - 11:30 a.m.	<u>Practice</u> 4-6 p.m. (Open for first four periods)	<u>Practice</u> 4-5:30 p.m. (Open for first four periods)	<u>Practice</u> 4-5:30 p.m. (Closed)	<u>Travel Day</u>	<u>Game 2</u> at Alabama Kick - 2:30 p.m. CT ESPN 2
		Offensive coaches and players available following practice.	Defensive coaches and players available following practice.	Jeff Brohm available following practice.		<u>Post Game</u> Coach Brohm and select players available.

## LAST MEETING

Sept. 8, 2012 • Bryant-Denny Stadium • Tuscaloosa, Ala.



WKU	0
#1 ALABAMA	35

**TUSCALOOSA, Ala.** -- AJ McCarron threw four touchdown passes and No. 1 Alabama's defense forced the same number of turnovers.

The result was a 35-0 victory over Western Kentucky on Saturday that was more about big plays than consistent, muscle-flexing dominance for the top-ranked Crimson Tide (2-0).

The Hilltoppers (1-1) were 40-point underdogs and the sandwich opponent between top 10 teams Michigan and No. 8 Arkansas.

McCarron had two scoring tosses apiece to Christian Jones and Kevin Norwood, matching his career high. A running game that produced 232 yards against the Wolverines took a back seat to McCarron and the opportunistic defense. McCarron completed 14 of 19 passes and played all but the final few minutes.

Kawaun Jakes competed 20 of 31 passes for 178 yards for the Hilltoppers, who also played LSU last season and lost 42-9 after keeping it close in the first half. The game ended Western Kentucky's 10-year, 120-game streak without getting shut out.

## Quarter Breakdown

	1	2	3	4	OT	Total
WKU	0	0	0	0	-	0
Alabama	14	7	7	7	-	35

## Scoring Summary

1st	13:07 - BAMA	Jones 14-yard pass from McCarron (Shelley kick), 4-72   1:53
	5:57 - BAMA	Norwood 33-yard pass from McCarron (Shelley kick), 1-33   0:07
2nd	6:53 - BAMA	Jones 22-yard pass from McCarron (Shelley kick), 7-68   3:42
3rd	13:15 - BAMA	Norwood 12-yard pass from McCarron (Shelley kick), 2-12   0:10
4th	1:47 - BAMA	Drake 32-yard rush (Shelley kick), 12-81   6:23

	WKU	BAMA
First Downs	14	17
Rushes - Net Yards	28-46	31-103
Rushing Touchdowns	0	1
Yards Passing	178	225
Completions-Attempts-Int	20-31-1	15-20-0
Total Plays - Total Offense	59-224	51-328
Fumbles: Number-Lost	3-3	1-0
Penalties: Number-Yards	5-33	1-10
Punts - Avg.	6-42.5	5-44.8
Time of Possession	32:28	27:32
Third-Down Conversions	5-13	4-10
Fourth-Down Conversions	0-0	1-1

**RUSHING: WKU-** Antonio Andrews 7-27, Leon Allen 11-26, Willie McNeal 1-4, Marquis Sumler 2-3, Ben Axon 2-3, Kadeem Jones 1-2, Kawaun Jakes 4-(-19) **BAMA-** Eddie Lacy 9-36, Kenyan Drake 1-32, T.J. Yeldon 6-25, Jalston Fowler 3-18, Cody Mandell 1-18, Dee Hart 3-12, AJ McCarron 8-38

**PASSING: WKU-** Kawaun Jakes 20-31-178-1 **BAMA-** AJ McCarron 14-19-219-0, Blake Sims 1-1-6-0

**RECEIVING: WKU-** Jack Doyle 7-45, Antonio Andrews 6-52, Boe Brand 3-25, Kadeem Jones 2-33, Mitchell Henry 1-17, Willie McNeal 1-6 **RICE-** T.J. Yeldon 4-47, Kevin Norwood 3-92, Christian Jones 3-47, Amari Cooper 2-12, DeAndrew White 1-15, Jalston Fowler 1-6, Dee Hart 1-6

## QUICK FACTS

	WKU	ALABAMA
Location	Bowling Green, Ky.	Tuscaloosa, Ala.
Founded	1906	1831
Enrollment	20,178	37,100
Nickname	Hilltoppers	Crimson Tide
Colors	Red and White	Crimson and White
Conference	Conference USA	Southeastern (SEC)
Stadium Capacity	22,113	101,821
Lettermen Ret/Lost	55/21	48/23
2015 Record	12-2	14-1
2015 Conf. Record	8-0	7-1
2015 Conf. Finish	1st, East	1st, West

## TEAM COMPARISON

## 2016 STATS

	WKU	ALABAMA
Scoring Offense Per Game	46.0	52.0
Scoring Defense Per Game	14.0	6.0
Rushing Yards Per Game	97.0	242.0
Rushing Defense Per Game	105.0	64.0
Passing Yards Per Game	552.0	223.0
Passing Defense Per Game	186.0	130.0
Total Offense Per Game	649.0	465.0
Total Defense Per Game	291.0	194.0
Int. Thrown/Opp. Int. Thrown	0/2	1/1
Sacks by/Allowed	0/0	3/3
Third Down Off./Def.	30%/50%	40%/22%
Red Zone Off./Def.	88%/50%	100%/100%
Kickoff Return Avg.	37.0	24.0
Punt Return Avg.	-2.0	23.4
Fum. Lost/Gained	0/0	1/0
Penalties/Yds. Per Game	8/74	4/29
Field Goals	3-4	1-1

## NCAA RANKING COMPARISON

## 2016 RANKINGS

	WKU	BAMA
Scoring Offense	31	t-19
Scoring Defense	t-45	t-11
First Downs Offense	t-47	105
First Downs Defense	t-78	t-10
Rushing Offense	t-97	37
Rushing Defense	t-48	19
Passing Offense	2	t-61
Passing Defense	t-58	t-25
Total Offense	8	46
Total Defense	t-47	15
Sacks	n/a	t-81
Sacks Allowed	t-1	t-81
Turnover Margin	t-8	t-73
Third Down Offense	99	t-69
Third Down Defense	t-99	t-21
Red Zone Offense	t-55	t1
Red Zone Defense	t-10	t-58
Kickoff Return Avg.	6	t-40
Punt Return Avg.	95	t-71

## SERIES BREAKDOWN


**Alabama leads, 2-0**  
in Tuscaloosa, 2-0

## Series History

SCORE	W/L	DATE	HOST
7-41	L	9-13-08	BAMA
0-35	L	9-8-12	BAMA

# Depth Chart **NOTES**

## QB



**#14 Mike White**  
6-4, 215, r-Jr., Fort Lauderdale, Fla.

- With 517 yards thru the air, he currently boasts the title as the nation's leading passer
- Second in the country in passer rating (252.67) and fifth in completion percentage (80.6)
- Leads the country in 25-plus yard plays (8) and yards per pass attempt (16.7)
- Made five starts as a true freshman for USF in 2013 and 10 games in 2014 as a sophomore
- Played most of the fourth quarter vs. Rice, completing one pass for 35 yards
- Transferred to WKU over the summer after spending the last two seasons at Louisville
- Played in five games for Penn State in 2013, going 10-for-15 for 155 yards and 1 TD

Year	GP/GS	Cmp.	Att.	Pct.	Yds.	TD/INT
2016	1/1	25	31	80.6	517	3/0
<b>Career</b>	<b>17/15</b>	<b>240</b>	<b>448</b>	<b>53.6</b>	<b>3239</b>	<b>14/16</b>
<b>Car. Highs:</b>	<b>26</b>	<b>41</b>	<b>80.6</b>	<b>517</b>	<b>3/4</b>	

Year	GP/GS	Cmp.	Att.	Pct.	Yds.	TD/INT
2016	1/0	1	3	33.3	35	0/0
<b>Car. Highs:</b>	<b>7</b>	<b>11</b>	<b>63.6</b>	<b>125</b>	<b>1/0</b>	

## RB



**#20 Anthony Wales**  
5-10, 195, r-Sr., Louisville, Ky.

- Had 58 yards and 2 TD on 15 carries vs. Rice, his fifth-career multiple TD effort
- Became WKU's sixth-consecutive 1,000-yard rusher in 2015, tallying 1,091 yards and 9 TD
- Averaged 7.04 yards per carry in 2015, the fifth-best average in C-USA history
- 2015 All-C-USA Second Team and 2016 Preseason All-C-USA and 2016 Doak Walker Watch List selection

Year	GP/GS	Rush	Yds.	Avg.	TD	Long
2016	1/0	1	3	3.0	2	17
<b>Career</b>	<b>35/8</b>	<b>269</b>	<b>1779</b>	<b>6.6</b>	<b>18</b>	<b>75</b>
<b>Car. Highs:</b>	<b>24</b>	<b>193</b>	<b>11.6</b>	<b>4</b>	<b>75</b>	

**#32 D'Andre Ferby**  
6-1, 240, r-So., Nashville, Tenn.

- Thunder to WKU's one-two punch at RB in 2015, registering 650 yards and 11 touchdowns on 164 carries
- His 11 trips to the end zone were the third-most among freshman running backs in the country
- 2015 C-USA All-Freshman selection and 2016 Doak Walker Watch List member

Year	GP/GS	Rush	Yds.	Avg.	TD	Long
2016	1/0	1	1	1.0	0	1
<b>Car. Highs:</b>	<b>22</b>	<b>115</b>	<b>7.7</b>	<b>3</b>	<b>35</b>	

## WR



**#2 Taywan Taylor**  
6-1, 195, Sr., Louisville, Ky.

- One of three receivers in the country with four receptions of 25-plus yards in Week 1
- Taylor and Norris are one of three WR tandems in the country each with 100 yards
- Set single-season records for receiving yards (1,467), receptions (86) and TD grabs (17) in 2015
- 2015 Biletnikoff Semifinalist and 2016 Biletnikoff and Maxwell Award Watch List

Year	GP/GS	Rec	Yds.	Avg.	TD	Long
2016	1/1	5	165	33.0	0	45
<b>Career</b>	<b>39/20</b>	<b>160</b>	<b>2669</b>	<b>16.7</b>	<b>24</b>	<b>78</b>
<b>Car. Highs:</b>	<b>12</b>	<b>196</b>	<b>-</b>	<b>3</b>	<b>78</b>	

**#11 Lucky Jackson**  
6-1, 185, r-Fr., Lexington, Ky.

- Made his first career catch, a 54-yarder from White, in the second quarter vs. Rice
- Redshirted his first year on The Hill after AP All-State Second Team honors his senior year
- Named District 8 Player of the Year after tallying 49 receptions, 1,018 yards and 14 TDs as a senior

Year	GP/GS	Rec	Yds.	Avg.	TD	Long
2016	1/0	1	54	54.0	0	54
<b>Car. Highs:</b>	<b>1</b>	<b>54</b>	<b>-</b>	<b>0</b>	<b>54</b>	

## WR



**#15 Nicholas Norris**  
5-9, 175, Sr., Miami, Fla.

- His 87-yard touchdown catch vs. Rice was the second-longest in the country in Week 1
- Norris and Taylor are one of three WR tandems in the country each with 100 yards
- Posted three 100-yard receiving games in 2015 against MTSU, ODU and in the Miami Beach Bowl
- 2016 Biletnikoff Award Watch List member

Year	GP/GS	Rec	Yds.	Avg.	TD	Long
2016	1/1	7	147	21.0	2	87
<b>Career</b>	<b>40/19</b>	<b>125</b>	<b>1820</b>	<b>14.6</b>	<b>14</b>	<b>87</b>
<b>Car. Highs:</b>	<b>7</b>	<b>174</b>	<b>-</b>	<b>2</b>	<b>87</b>	

**#81 Kylen Towner**  
5-8, 175, r-Jr., Mobile, Ala.

- Made his first career catch, a 17-yarder from White, in the third quarter vs. Rice
- Had a 98-yard KR for TD against LA Tech in 2015, the sixth-longest in school history
- 2015 All-C-USA (KR) and 2016 Preseason All-C-USA (KR) selection

Year	GP/GS	Rec	Yds.	Avg.	TD	Long
2016	1/0	1	17	17.0	0	17
<b>Car. Highs:</b>	<b>1</b>	<b>17</b>	<b>-</b>	<b>0</b>	<b>17</b>	

## WR



**#1 Nacarius Fant**  
5-9, 185, Jr., Bowling Green, Ky.

- Caught his first-career TD pass, a 6-yarder from White, in the second quarter vs. Rice
- Only player to record a statistic rushing, passing, receiving and returning punts and kickoffs last season
- Went 2-for-3 for 76 yards passing with 2 TD, one to Taylor and one to Doughty
- Three-time 5A state champion at Bowling Green HS and the 2013 Kentucky Mr. Football

Year	GP/GS	Rec	Yds.	Avg.	TD	Long
2016	1/1	5	44	8.8	1	16
<b>Career</b>	<b>19/2</b>	<b>19</b>	<b>206</b>	<b>10.8</b>	<b>1</b>	<b>30</b>
<b>Car. Highs:</b>	<b>5</b>	<b>58</b>	<b>-</b>	<b>1</b>	<b>30</b>	

**#13 Will Bush**  
5-11, 195, r-So., Louisville, Ky.

- Caught a career-long 35-yard pass from Tyler Ferguson in the fourth quarter vs. Rice
- Scored his first-ever TD on a 9-yard rush at FIU and added another 9-yard carry at Rice in 2015
- Placed 13th at the 2014 C-USA Indoor Championships in the 60-meter dash

Year	GP/GS	Rec	Yds.	Avg.	TD	Long
2016	1/0	1	35	35.0	0	35
<b>Car. Highs:</b>	<b>1</b>	<b>35</b>	<b>-</b>	<b>0</b>	<b>35</b>	

## TE



**#18 Shaquille Johnson**  
6-4, 235, Sr., Lake City, Fla.

- Made his first career reception (35-yards) on a flea flicker to set up WKU's first TD vs. Rice
- One of WKU's top special teams performers in 2015, tallying 14 tackles including 11 on KR cover
- Flipped between tight end and linebacker over the course of the year in 2014
- Caught 15 passes for 215 yards in his senior season with Columbia High School

Year	GP/GS	Rec	Yds.	Avg.	TD	Long
2016	1/1	1	35	35.0	0	35
<b>Career</b>	<b>39/1</b>	<b>1</b>	<b>35</b>	<b>35.0</b>	<b>0</b>	<b>35</b>
<b>Car. Highs:</b>	<b>1</b>	<b>35</b>	<b>-</b>	<b>0</b>	<b>35</b>	

**#89 Desmond Maxwell**  
6-2, 250, r-Sr., Louisville, Ky.

- Made an appearance in the opener vs. Rice but did not record a reception
- Saw action in 13 games and started at H-Back in WKU's opening drive of the season at Vanderbilt
- Used as a blocking full back and protector on field goal units in 2015

Year	GP/GS	Rec	Yds.	Avg.	TD	Long
2016	1/0	-	-	-	-	-
<b>Car. Highs:</b>	<b>-</b>	<b>-</b>	<b>-</b>	<b>-</b>	<b>-</b>	<b>-</b>

## LT



**#76 Forrest Lamp**  
6-4, 300, r-Sr., Venice, Fla.

- Has been WKU's starting left tackle for 37 consecutive games and has started every game of his Hilltopper career (40)
- Rated as the top offensive tackle from the Group of 5 leagues by ProFootballFocus.com in 2015
- Did not allow a sack and just 11 QB pressures last season while also anchoring a line that finished No. 19 nationally in sacks allowed
- 2015 All-C-USA First Team and 2016 Preseason All-C-USA, Outland Trophy Watch List and Wuerfel Trophy Watch List member

Year	GP/GS
2016	1/1
2015	14/14
<b>Career</b>	<b>40/40</b>

**#69 Matt Nord**  
6-6, 310, r-Jr., Louisville, Ky.

- Was in line to play a major role in WKU's line rotation in 2015 before a preseason injury forced him to redshirt
- Saw a majority of time in 2014 rotating with former RT Cameron Clemmons on a limited basis
- One of the rare true freshman offensive line to see game action as he did in 2013

Year	GP/GS
2016	1/0
<b>Career:</b>	<b>18/0</b>

## LG



**#51 Brandon Ray**  
6-2, 285, r-Jr., Madison, Ala.

- Has been WKU's starting left guard for 28 consecutive games and has started every game of his Hilltopper career (28)
- Was a part of the WKU offensive line during the Hilltoppers' 683 total yards at NT, fourth-most in single game in school history
- Became WKU's second Football Writer's Association of America Freshman All-American since 2011 in his debut season
- 2014 FWA Freshman All-American and C-USA All-Freshman Team and 2016 Preseason All-C-USA Second Team by Athlon

Year	GP/GS
2016	1/1
2015	14/14
<b>Career</b>	<b>28/28</b>

**#63 Miles Pate**  
6-3, 300, r-Fr., Suwanee, Ga.

- Redshirted his first season on The Hill
- Comes from a powerhouse Georgia GA program in Peachtree Ridge that went to the state playoffs three of his four seasons
- A two-star prospect coming out of high school by 247Sports and Rivals

Year	GP/GS
2016	-/-
<b>Career:</b>	<b>-/-</b>

## C



**#70 Max Halpin**  
6-3, 295, r-Sr., Fort Mitchell, Ky.

- Returned from back injury in fine form in 2015, starting all 14 games at center for the Hilltoppers
- In Halpin's 30 games of action, the Hilltoppers have averaged 508 yards of total offense
- Helped pave the way for WKU's sixth-straight 1,000-yard rusher and the WKU's third-straight record breaker in passing and total offense
- Named to the Rimington Award Watch List in last two seasons

Year	GP/GS
2016	1/1
2015	14/14
<b>Career</b>	<b>30/25</b>

**#64 Dennis Edwards**  
6-1, 305, r-So., Snellville, Ga.

- Immediately assumed a starting role in WKU's offensive front, starting 12 games and appearing all 14 at right guard for the Tops
- Was a part of the WKU offensive line during the Hilltoppers' 683 total yards at NT, fourth-most in single game in school history
- Named to the 2015 Conference USA All-Freshman Team

Year	GP/GS
2016	1/1
<b>Career:</b>	<b>15/13</b>

## RG



**#64 Dennis Edwards**  
6-1, 305, r-So., Snellville, Ga.

- Immediately assumed a starting role in WKU's offensive front, starting 12 games and appearing all 14 at right guard for the Tops
- Was a part of the WKU offensive line during the Hilltoppers' 683 total yards at NT, fourth-most in single game in school history
- Named to the 2015 Conference USA All-Freshman Team
- Serves as WKU's backup center behind senior Max Halpin

Year	GP/GS
2016	1/1
2015	14/14
<b>Career</b>	<b>15/13</b>

**#75 Jimmie Sims**  
6-5, 290, r-Jr., New Orleans, La.

- Played in 12 games last season, primarily as a reserve tackle along the offensive line
- Used initially as a protector on field goal and extra-point units but saw his snaps increase at right tackle as season progressed
- Played in 9 contests in 2014 primarily as a protector on field goal and extra-point units and saw time on the defensive line late in year

Year	GP/GS
2016	1/0
<b>Career:</b>	<b>22/0</b>

## RT



**#62 Darrell Williams**  
6-6, 310, r-Sr., Dublin, Ga.

- Started in all 14 games at right tackle for the Hilltoppers in 2015, making it 24 straight starts
- Helped pave the way for WKU's sixth-straight 1,000-yard rusher and the WKU's third-straight record breaker in passing and total offense
- Bounced back from injury early in 2014 season to start 10 straight games at right guard, while also rotating in at right tackle
- Two-sport athlete at West Laurens High School as he lettered all four years in football and basketball

Year	GP/GS
2016	1/1
2015	14/14
<b>Career</b>	<b>33/28</b>

**#68 Parker Howell**  
6-5, 285, r-Fr., Nashville, Tenn.

- Redshirted his first season on The Hill and one of the higher rated prospects of the 2015 signing class
- Led his Christ Presbyterian Academy team to a perfect 15-0 record and TSSAA Class 3A Championship and Mr. Football Lineman honors
- Rated the No. 38 prospect in the state of Tennessee in the signing class of 2015

Year	GP/GS
2016	-/-
<b>Career:</b>	<b>-/-</b>



Depth Chart **NOTES****DE**

**#42 Derik Overstreet**  
6-2, 255, Jr., Paducah, Ky

- Tied for fifth on the team vs. Rice with five total tackles (2 solo, 3 assisted)
- Led WKU defensive linemen in 2015 in total tackles with 48 (31 solo) and tackles for loss (9)
- Has made 22 consecutive starts at defensive end for WKU dating back to 2014
- 2014 C-USA All-Freshman Team and Bahamas Bowl Defensive MVP

**#48 Calvin Robinson**

6-5, 250, Sr., Birmingham, Ala.

- Played in 29 games in his career on The Hill, including a pair of starts his freshman season
- Appeared in 10 of 14 contests in 2015, recording a season-high two tackles at North Texas
- Was on the Vestavia Hills track and field squad during his high school career

**DT**

**#9 Omarus Bryant**

6-3, 310, Sr., Byram, Miss.

- Recorded four tackles (1 solo, 3 assisted) and notched the team's lone QB hurry
- Returns as the leading tackler among WKU defensive tackles after posting 30 as a junior
- Graded out as the top player in the 2015 Miami Beach Bowl per Pro Football Focus
- Transferred from Southwest Mississippi CC, where he led the Bears with 86 tackles in 2014

**#96 Julien Lewis**

6-3, 300, r-So., Madison, Ala.

- Saw time in one game (Miami (Ohio)) after redshirting his first season on The Hill
- Registered 69 tackles his senior season at Bob Jones HS, including 20 for loss and 7 sacks
- Rated a two-star prospect by Scout.com and Rivals.com

**DT**

**#3 Chris Johnson**

6-2, 290, Jr., Gulfport, Miss.

- Made four tackles (2 solo, 2 assisted) in his debut as a Hilltopper vs. Rice in the opener
- Comes to WKU after spending two seasons at Mississippi Gulf Coast Community College
- MGCCC went 16-5 over the past two seasons with Johnson appearing in all 21 contests
- Rated a three-star prospect by 247Sports.com and the No. 20 junior college DT in the 2016 class

**#56 Evan Sayner**

6-3, 290, r-So., Paducah, Ky.

- Saw time in five games last season primarily as a reserve defensive tackle
- Recorded his first-career tackle at Rice in 2015, while also breaking up at pass at NT
- AP Honorable Mention All-State his senior year and the No. 11 prospect in KY by 247Sports.com

**DE**

**#12 Nick Dawson-Brents**  
6-3, 275, Gr., Charlotte, N.C.

- Comes to WKU with former teammates Tyler Ferguson and Keith Brown from Louisville
- Spent three seasons with the Cardinals and appeared in 37 games, including all 13 in 2015
- Named to the 2016 Preseason All-C-USA Fourth Team by Athlon
- Tabbed Army All-American coming out of HS and was No. 2 inside LB in the country as a 4 star prospect

**#11 Tanner Reeves**

6-4, 255, r-Jr., Lakeland, Fla.

- Led all WKU defensive linemen with six tackles (1 solo, 5 assisted) vs. Rice in the opener
- Played in all 14 games last season, tallying a pair of tackles in six contests
- Forced and recovered a strip sack at Rice in 2015 that set up a two-yard TD run two plays later

**LB**

**#6 T.J. McCollum**

6-3, 240, r-Jr., Birmingham, Ala.

- Led the Hilltoppers with 12 tackles (5 solo, 7 assisted) vs. Rice, despite not playing most of second half
- UAB transfer started all 14 games in 2015 and led WKU in tackles (106) and tackles for loss (11.5-30)
- One of just seven C-USA linebackers to eclipse the 100-tackle mark, his 106 were fourth-most
- 2015 All-C-USA Honorable Mention and 2016 Preseason All-C-USA First Team (Athlon)

**#25 Masai Whyte**

6-0, 220, r-So., Shelbyville, Ky.

- Played in 13 games last season and tallied 22 tackles as one of WKU's top special teams contributors
- Of his 22 total tackles, 13 came on special teams (10 kickoff, 3 punt return)
- AP First Team All-State his senior year and rated as No. 16 prospect in Kentucky by 247Sports.com

**LB**

**#2 Keith Brown**

6-1, 240, GS, Miami, Fla.

- Tied for third on the team vs. Rice with six total tackles (1 solo, 5 assisted)
- Comes to WKU with former teammates Tyler Ferguson and Keith Brown from Louisville
- Recorded 33 total tackles and 2 tackles for loss last season, playing in all 13 games with five starts
- Racked up 113 tackles, six for loss, in his 40 games for the Cardinals

**#50 Der'Quione Mobley**

6-1, 230, r-So., Louisville, Ky.

- Made his collegiate debut vs. Rice and recorded four tackles (1 solo, 3 assisted)
- A physical middle LB prospect who has learned the game from the sidelines his past two seasons
- Helped lead Central HS to consecutive Class 3A State Championships in 2011 and 2012

**LB**

**#4 Joel Iyiebuniwe**

6-2, 225, r-So., Bowling Green, Ky.

- Made his first-career start vs. Rice, recording 2 solo tackles, including one TFL
- Was a major contributor on special teams and as a reserve linebacker last year
- Played in all 14 games in 2015 and three games in his debut season before a season-ending injury
- Pronounced Ee-Yay-Boo-Nee-Way, Iggy, was rated the No. 12 prospect in KY out of HS

**#34 Drew Davis**

6-1, 225, Sr., Madison, Ala.

- Made three total tackles vs. Rice (1 solo, 2 assisted) as one of four team captains
- Emerged as WKU's top tackling threat on special teams, with 18 stops coming on special teams in 2015
- Appeared in 34 of the last 35 games for WKU, including 31-straight

**CB**

**#23 De'Andre Simmons**

5-11, 195, r-So., Royal Palm Beach, Fla.

- Made ESPN SportsCenter's #1 play with his juggling interception vs. Rice Thursday night
- Served as WKU's No. 3 cornerback last season, appearing in every game and starting two
- Recorded his first-career pick in 2015 vs. Miami (Ohio), one of three that day for the Tops
- Two-sport athlete in high school as he was also on the Royal Palm Beach Track and Field team

**#27 Martavius Mims**

6-1, 200, r-Fr., Muscle Shoals, Ala.

- Played in eight contests last season, drawing his first-career start against Louisiana Tech
- Collected at least two tackles in four games (Vanderbilt, LA Tech, Rice and NT)
- Rated No. 65 prospect in Alabama by 247Sports.com and No. 167 DB in the nation out of HS

**S**

**#31 Branden Leston**


6-3, 205, r-Sr., Clearwater, Fla.

- Recorded five tackles (2 solo, 3 assisted) and notched a pass breakup vs. Rice
- Had most tackles by a WKU secondary player (96) in 2015 since Brian Lowder tallied as many in 2002
- Posted a team-high 70 solo tackles and 30 tackles on passing plays last year
- Registered at 5-plus total tackles in 13 of 14 games in 2015 and had 7-plus in six contests

**#5 Jason Johnson**

6-0, 205, r-Fr., Pahokee, Fla.

- Made his collegiate debut vs. Rice and recorded two tackles (1 solo, 1 assisted)
- Redshirted his first season on The Hill after playing wide receiver and safety at Pahokee HS
- Picked up Defensive MVP honors in the Florida-Georgia All-Star Game in 2014

**S**

**#8 Marcus Ward**

6-3, 210, Sr., Birmingham, Ala.

- Tied a career-high with 2 pass breakups vs. Rice, including a big hit on 3rd-and-long
- One of five Tops to record a tackle in all 14 contests in 2015, also earned C-USA All-Academic honors
- Named the C-USA Defensive POTW, notching a career-high 11 tackles and a forced fumble vs. LA Tech
- 2016 Wuerffel Trophy and 2016 AFCA Good Works Team Watch Lists member

**#28 Drell Greene**

6-1, 200, So., Alma, Ga.

- Lone true freshman to see action in 2015 for the Tops, appearing in the final 11 games
- Of his 12 tackles, 11 came on kickoff coverage, second-most among all WKU players
- Played RB, QB and defensive back in HS, while also starring on the basketball court

**CB**

**#7 Joe Brown**

5-10, 195, Jr., Louisville, Ky.

- Led all WKU DB with seven tackles (6 solo, 1 assisted) vs. Rice, also had one TFL and PBU
- After converting from RB to DB in the spring, Brown served as WKU's primary nickelback last season
- Played in 13 games with 4 starts in 2015, collecting 37 tackles (24 solo) and his first-career INT at FIU
- Tackle of Vandy TE Nathan Marcus at 1-yard line on 2-point try sealed WKU's 14-12 win in 2015

**#29 Leverick Johnson**

6-1, 185, Jr., Miami, Fla.

- Made two tackles (1 solo, 1 assisted) vs. Rice in the season opener Thursday
- Played in 23 contests since coming to WKU, primarily as a reserve nickelback and special teams gunner
- Matched his career high with 4 tackles at Rice and NT in 2015 and had an INT vs. Miami (Ohio)

Year	GP/GS	UT	AT	TT	Sack	TFL
2016	1/1	2	3	5	0	0.5
<b>Career</b>	<b>24/22</b>	<b>54</b>	<b>30</b>	<b>84</b>	<b>4-24</b>	<b>13-45</b>
<b>Car. Highs:</b>	<b>6</b>	<b>2</b>	<b>7</b>	<b>2.0</b>	<b>2.5</b>	

Year	GP/GS	UT	AT	TT	Sack	TFL
2016	1/0	0	0	0	0	0
<b>Car. Highs:</b>	<b>3</b>	<b>1</b>	<b>4</b>	<b>1.0</b>	<b>1.0</b>	

Year	GP/GS	UT	AT	TT	Sack	TFL
2016	1/1	2	2	4	0	0
<b>Career</b>	<b>14/3</b>	<b>18</b>	<b>16</b>	<b>34</b>	<b>1.5-12</b>	<b>5-26</b>
<b>Car. Highs:</b>	<b>3</b>	<b>3</b>	<b>5</b>	<b>1.5</b>	<b>1.5</b>	

Year	GP/GS	UT	AT	TT	Sack	TFL
2016	1/0	0	0	0	0	0
<b>Career</b>	<b>1/1</b>	<b>2</b>	<b>2</b>	<b>4</b>	<b>0</b>	<b>0</b>
<b>Car. Highs:</b>	<b>2</b>	<b>2</b>	<b>4</b>	<b>0</b>	<b>0</b>	

Year	GP/GS	UT	AT	TT	Sack	TFL
2016	1/0	0	0	0	0	0
<b>Career</b>	<b>38/0</b>	<b>13</b>	<b>10</b>	<b>23</b>	<b>1.0-2</b>	<b>4.0-5</b>
<b>Car. Highs:</b>	<b>2</b>	<b>4</b>	<b>5</b>	<b>1.0</b>	<b>1.0</b>	

Year	GP/GS	UT	AT	TT	Sack	TFL
2016	1/1	5	7	12	0	0
<b>Career</b>	<b>25/15</b>	<b>80</b>	<b>45</b>	<b>125-3-14</b>	<b>11.5-30</b>	
<b>Car. Highs:</b>	<b>8</b>	<b>7</b>	<b>13</b>	<b>1.0</b>	<b>4.0</b>	

Year	GP/GS	UT	AT	TT	Sack	TFL
2016	1/0	1	3	4	0	0
<b>Career</b>	<b>41/11</b>	<b>51</b>	<b>68</b>	<b>119</b>	<b>0</b>	<b>6.5-14</b>
<b>Car. Highs:</b>	<b>5</b>	<b>11</b>	<b>13</b>	<b>0</b>	<b>1.0</b>	

Year	GP/GS	UT	AT	TT	Sack	TFL
2016	1/1	0	1	1	0	0
<b>Career</b>	<b>21/3</b>	<b>13</b>	<b>6</b>	<b>19</b>	<b>1.0-2</b>	<b>2-1</b>
<b>Car. Highs:</b>	<b>5</b>	<b>2</b>	<b>5</b>	<b>1.0</b>	<b>1/1</b>	

Year	GP/GS	UT	AT	TT	TFL	INT/PBU
2016	1/0	0	0	0	0	0/0
<b>Career</b>	<b>2</b>	<b>1</b>	<b>2</b>	<b>0</b>	<b>0/0</b>	

Year	GP/GS	UT	AT	TT	TFL	INT/PBU
2016	1/1	0	1	1	0	0/2
<b>Career</b>	<b>35/30</b>	<b>87</b>	<b>47</b>	<b>134</b>	<b>9.5-45</b>	<b>2/12</b>
<b>Car. Highs:</b>	<b>6</b>	<b>5</b>	<b>11</b>	<b>2.5</b>	<b>1/2</b>	

Year	GP/GS	UT	AT	TT	TFL	INT/PBU
2016	1/0	0	0	0	0	0/0
<b>Career</b>	<b>23/5</b>	<b>34</b>	<b>15</b>	<b>49</b>	<b>2.5-5</b>	<b>1/10</b>
<b>Car. Highs:</b>	<b>6</b>	<b>4</b>	<b>9</b>	<b>1.0</b>	<b>1/2</b>	

Year	GP/GS	UT	AT	TT	TFL	INT/PBU
2016	1/0	1	1	2	0	0/0
<b>Career</b>	<b>3</b>	<b>2</b>	<b>4</b>	<b>1.0</b>	<b>1/0</b>	



# Depth CHART

## OFFENSE

<b>WR</b>	1	Nacarius Fant	5-9	185	Jr.
	13	Will Bush	5-11	195	r-So.
<b>LT</b>	76	Forrest Lamp	6-4	300	r-Sr.
	69	Matt Nord	6-6	310	r-Jr.
<b>LG</b>	51	Brandon Ray	6-2	285	r-Jr.
	63	Miles Pate	6-3	300	r-Fr.
<b>C</b>	70	Max Halpin	6-3	295	r-Sr.
	64	Dennis Edwards	6-1	305	r-Fr.
<b>RG</b>	64	Dennis Edwards	6-1	305	r-So.
	75	Jimmie Sims	6-5	290	r-Jr.
<b>RT</b>	62	Darrell Williams, Jr.	6-6	310	r-Sr.
	68	Parker Howell	6-5	285	r-Fr.
<b>WR</b>	15	Nicholas Norris	5-9	175	Sr.
	81	Kylen Towner	5-8	175	r-Jr.
<b>WR</b>	2	Taywan Taylor	6-1	195	Sr.
	11	Lucky Jackson	6-1	185	r-Fr.
<b>QB</b>	14	Mike White	6-4	215	r-Jr.
	7	Tyler Ferguson	6-4	225	Gr.
<b>or</b>	4	Drew Eckels	6-4	210	r-So.
<b>RB</b>	20	Anthony Wales	5-10	195	r-Sr.
	32	D'Andre Ferby	6-1	240	r-So.
<b>TE</b>	18	Shaquille Johnson	6-4	235	Sr.
	87	Stevie Donatell	6-6	235	Gr.
<b>or</b>	89	Desmond Maxwell	6-2	250	r-Sr.

## DEFENSE

<b>DE</b>	42	Derik Overstreet	6-2	255	Jr.
	48	Kalvin Robinson	6-3	250	Sr.
<b>DT</b>	9	Omarius Bryant	6-3	310	Sr.
	96	Julien Lewis	6-3	300	r-So.
<b>DT</b>	3	Chris Johnson	6-2	290	Jr.
	56	Evan Sayner	6-3	290	r-So.
<b>DE</b>	12	Nick Dawson-Brents	6-3	275	Gr.
	11	Tanner Reeves	6-4	255	r-Jr.
<b>LB</b>	6	T.J. McCollum	6-3	240	r-Jr.
	25	Masai Whyte	6-0	220	r-So.
<b>LB</b>	2	Keith Brown	6-1	240	Gr.
	50	Der'Quione Mobley	6-1	230	r-So.
<b>LB</b>	4	Joel Iyiegboniwe	6-2	225	r-So.
	34	Drew Davis	6-1	225	Sr.
<b>CB</b>	23	De'Andre Simmons	5-11	195	r-Jr.
	27	Martavius Mims	6-1	205	r-So.
<b>S</b>	31	Branden Leston	6-3	205	r-Sr.
	5	Jason Johnson	6-0	205	r-Fr.
<b>S</b>	8	Marcus Ward	6-3	210	Sr.
	28	Drell Greene	6-1	200	So.
<b>CB</b>	7	Joe Brown	5-10	195	Jr.
	29	Leverick Johnson	6-1	185	Jr.

## SPECIAL TEAMS

<b>PK</b>	37	Ryan Nuss	5-10	190	r-So.
<b>or</b>	88	Skyler Simcox	6-0	175	So
<b>KO</b>	39	Alex Rinella	6-1	220	r-Fr.
<b>or</b>	86	Josh Cole	6-0	200	So.
<b>P</b>	49	Jake Collins	6-1	200	r-So.
	15	Joseph Occhipinti	6-3	190	Sr.
<b>SNP</b>	47	Nolan Dowling	6-3	225	r-Jr.
	94	Jared Nash	5-11	230	So.
<b>H</b>	49	Jake Collins	6-1	200	r-So.
<b>PR</b>	1	Nacarius Fant	5-9	185	Jr.
	81	Kylen Towner	5-8	175	r-Jr.
<b>KOR</b>	81	Kylen Towner	5-8	175	r-Jr.
	1	Nacarius Fant	5-9	185	Jr.

## PRONUNCIATION GUIDE

<b>1</b>	<b>NACARIUS</b> Fant	nuh-CAR-ee-US
<b>2</b>	<b>TAYWAN</b> Taylor	tay-waan
<b>4</b>	Joel <b>IYIEGBUNIWE</b>	EE-yay-Boo-NEE-Way
<b>9</b>	<b>OMARIUS</b> Bryant	OH-marr-ee-us
<b>15</b>	Joseph <b>OCCHIPINTI</b>	ak-uh-PIN-tee
<b>24</b>	Devante <b>DUCLOS</b>	doo-close
<b>25</b>	<b>MASAI</b> Whyte	muh-SIGH
<b>29</b>	<b>LEVERICK</b> Johnson	Luh-VAIR-ick
<b>38</b>	<b>TACORIAN</b> Darden	Tuh-Core-Ee-Un
<b>50</b>	<b>DER'QUIONE</b> Mobley	Dare-Qwon
<b>54</b>	<b>DAESHAWN</b> Bertram	Day-Shawn
<b>71</b>	R.J. <b>SCAIFE</b>	sk-AY-ff
<b>82</b>	<b>JAHOUR</b> Pearson	Jaah-coor
<b>HC</b>	Jeff <b>BROHM</b>	Buh-Rom

## Assistant COACHES



### CHRIS BARCLAY

Running Backs  
First Year at WKU

**ON GAMEDAY:** Field



### RYAN BEARD

Safeties  
First Year at WKU

**ON GAMEDAY:** Field



### BRIAN BROHM

Co-Offensive Coordinator/QBs  
First Year at WKU

**ON GAMEDAY:** Press Box



### DON DUNN

Defensive Tackles  
Fourth Year at WKU

**ON GAMEDAY:** Field



### BRYAN ELLIS

Passing Game Coordinator/RBs  
Third Year at WKU

**ON GAMEDAY:** Field



### NICK HOLT

Defensive Coordinator/Linebackers  
Fourth Year at WKU

**ON GAMEDAY:** Field



### REGGIE JOHNSON

Defensive Ends  
First Year at WKU

**ON GAMEDAY:** Press Box



### TONY LEVINE

Co-Offensive Coordinator/Special  
Teams Coordinator/Tight Ends  
First Year at WKU

**ON GAMEDAY:** Field



### DALE WILLIAMS

Offensive Line  
First Year at WKU

**ON GAMEDAY:** Field



# Head Coach **JEFF BROHM**

**1-0/Third Year**  
**21-7 Overall/Third Year**

Jeff Brohm, a native Kentuckian and one of the state's most notable football products, enters his third season as the head football coach at WKU.

In just his second year at the helm, Brohm led WKU to arguably its greatest season in school history and certainly its greatest at the FBS level. The Hilltoppers finished No. 24 nationally after they earned their first national ranking, first FBS conference title, and first double-digit win total since moving to the FBS seven years ago. Under Brohm, the Hilltoppers have won consecutive bowl games, coming away with championships in the 2015 Miami Beach Bowl and 2014 Popeyes Bahamas Bowl. He is the first head coach in program history to win 20 games in his first two years.

Brohm's development of quarterback Brandon Doughty helped carry the Hilltoppers to such lofty heights. Under his direction, Doughty became just the third quarterback in the last 50 years to lead the country in passing yards, pass completions and completion percentage in 2015. Doughty broke every record for a quarterback in the state of Kentucky over his three years as a starter, all with Brohm on staff, and became just the third quarterback in FBS history to lead the country in passing yards and touchdowns in consecutive seasons.

The 2015 Hilltoppers were also the first team in C-USA's 20-year history to go undefeated in league play and win the conference championship game.

A 13-year collegiate coaching veteran with experience in the Big 10, Big East, Conference USA and Sun Belt conferences, Brohm came to The Hill as the offensive coordinator in 2013 where he directed a high-flying, high-scoring offensive attack that shattered 18 single-season school records including total offense, individual passing yards and individual rushing yards.

He obliterated those marks once he was given full control of the offense.

The Hilltoppers have finished inside the Top 10 in Total Offense (No. 4 in 2014, No. 9 in 2015), Passing Offense (No. 2 in 2014, No. 4 in 2015) and Scoring Offense (No. 6 in 2014, No. 3 in 2015) each of Brohm's two seasons at the helm. They are one of two programs in the country to have such a streak, along with TCU.

In Brohm's first season, WKU broke 50 school and conference records including the school's single-season and single-game records in total yards (season/game), touchdown passes (season/game), points scored in a season, and a host of others.

Doughty's 49 touchdown passes and 4,830 yards were national-best numbers as he earned C-USA MVP honors and the Sammy Baugh Award, given to the nation's top quarterback. Doughty was even more deadly at home where he finished the year without throwing a single interception to 24 touchdowns.

As the assistant head coach and offensive coordinator for the Tops, along with Doughty's improvement, running back Antonio Andrews, now with the Tennessee Titans, broke his own school rushing record, set in 2012, and became just the 11th player in FBS history to rush for 1,700 yards or more in consecutive seasons when he piled up 1,730 rushing yards in 2013.

Brohm spent two years at Illinois before making the move to UAB for the 2012 season. Prior to going to Illinois, Brohm spent the 2009 season as the quarterbacks coach at Florida Atlantic where he was reunited with his college coach, Howard Schnellenberger.

Brohm served as the quarterbacks coach at Louisville from 2003-06, assistant head coach and passing game coordinator in 2007, and the assistant head coach and offensive coordinator in 2008. Under Brohm's direction, the Cardinals' passing attack flourished, including a record-breaking season in 2007 with Brohm's younger brother, Brian, as quarterback.

Brohm began his NFL career in 1994 with the San Diego Chargers, who played in Super Bowl XXIX. He played for the San Francisco 49ers from 1995-97, backing up Hall of Famer Steve Young in 1997.

From 1998-2000, Brohm played for the Tampa Bay Buccaneers, Denver Broncos and the Cleveland Browns. In 2001, he played in the XFL for the Orlando Rage and was named first team All-XFL as he owned the league's highest QB rating at 99.9.

Brohm was one of four family members to earn a gridiron letter from Louisville. As a three-year starter for the Cards, Brohm ranks among the all-time leaders for passing yards, touchdown passes, completions, total offense and completion percentage.

As a student-athlete at Louisville, Brohm played two seasons of baseball with the Cleveland Indians' organization while playing football for the Cards. Brohm also was named the Kentucky High School Player of the Decade for the 1980s.

Brohm received his bachelor's degree in business administration from Louisville in 1994. He and his wife, Jennifer, have a son, Brady, and daughter, Brooke.



## The Brohm FILE

**Born:** April 24, 1971  
**Hometown:** Louisville, Ky.  
**College:** Louisville '94  
**Wife:** Jennifer  
**Children:** Brady and Brooke

## Coaching CAREER

<b>2002:</b>	Louisville Fire	Head Coach (AF2)
<b>2003-06:</b>	Louisville	Quarterbacks
<b>2007:</b>	Louisville	Asst HC/Passing Game
<b>2008:</b>	Louisville	Asst HC/OC
<b>2009:</b>	Florida Atlantic	Quarterbacks
<b>2010-11:</b>	Illinois	Quarterbacks
<b>2012:</b>	UAB	OC/Quarterbacks
<b>2013:</b>	WKU	Asst HC/OC
<b>2014-16:</b>	WKU	Head Coach

## Brohm by the Numbers ENTERING 2016

<b>3,387</b>	Average passing yards per season by Brohm's quarterbacks
<b>475.0</b>	Average yards from Brohm coached offenses
<b>322</b>	Touchdowns thrown by Brohm coached quarterbacks
<b>64.2</b>	Completion percentage of Brohm's quarterbacks
<b>38</b>	Touchdowns thrown by Brohm as quarterback of Louisville (1989-93)
<b>35</b>	Average points per game of Brohm's offenses
<b>24</b>	Offensive players coached by Brohm selected in the NFL Draft
<b>7</b>	Bowl appearances as a coach, including one BCS appearance
<b>1</b>	FBS rank WKU has finished in 11 times in multiple categories under Jeff Brohm including passing efficiency and completion percentage.

## Brohm's OFFENSES

	Starting Quarterbacks						Total Offense		
	Cmp.	Att.	Pct.	Yds.	TD.	INT.	YPG	PPG	Pass YPG
Louisville, 2003	219	357	61.3	3,145	17	10	488.8	34.6	260.7
Louisville, 2004	255	355	71.8	3,415	26	5	539.0	49.8	288.6
Louisville, 2005	246	374	65.7	3,523	24	9	482.1	43.4	293.6
Louisville, 2006	244	383	63.8	3,759	21	7	475.3	37.8	290.0
Louisville, 2007	308	473	65.1	4,024	30	12	488.0	35.2	341.9
Louisville, 2008	221	377	58.6	2,493	16	16	376.7	24.7	212.2
FAU, 2009	254	437	58.1	3,287	26	7	432.1	27.4	279.7
Illinois, 2010	155	264	58.7	1,825	17	8	397.1	32.5	151.0
Illinois, 2011	184	291	63.0	2,110	13	8	355.7	22.6	184.0
UAB, 2012	279	477	58.5	3,706	21	13	419.1	28.2	308.8
WKU, 2013	246	374	65.8	2,857	14	14	458.5	30.8	261.7
WKU, 2014	375	552	67.9	4,830	49	10	534.6	44.4	374.0
WKU, 2015	388	540	71.9	5,055	48	9	526.4	44.3	372.2
WKU, 2016	25	31	80.6	517	3	0	649.0	46.0	552.0
<b>Totals</b>	<b>3,399</b>	<b>5,285</b>	<b>64.3</b>	<b>44,546</b>	<b>325</b>	<b>128</b>			



# Brohm's INFLUENCES

## RECORD BREAKDOWN

	In 2016	Under Brohm
<b>Record</b> .....	1-0	21-7
<b>Conference USA</b> .....	1-0	13-4
<b>Non-Conference</b> .....	0-0	7-3
AAC.....	0-0	1-0
MAC.....	0-0	3-0
Big Ten.....	0-0	0-2
SEC.....	0-0	1-1
<b>Home</b> .....	1-0	12-1
<b>Away</b> .....	0-0	7-6
<b>Neutral</b> .....	0-0	2-0
<b>Day Games</b> .....	0-0	16-4
<b>Night Games</b> .....	1-0	5-3
<b>TV Games</b> .....	1-0	19-6
ESPN Networks.....	0-0	4-2
CBS SN.....	0-0	6-0
BTN.....	0-0	0-1
Fox Networks.....	0-0	9-1
ASN.....	0-0	0-2
<b>In the Month of...</b>		
September.....	1-0	5-3
October.....	0-0	5-3
November.....	0-0	7-1
December.....	0-0	3-0
<b>When Scoring First</b> .....	1-0	14-1
<b>When Opponent Scores First</b> .....	0-0	7-6
<b>When Leading after 1st Quarter</b> .....	1-0	15-3
<b>When Trailing after 1st Quarter</b> .....	0-0	4-4
<b>When Tied after 1st Quarter</b> .....	0-0	2-0
<b>When Leading at Half</b> .....	1-0	16-4
<b>When Trailing at Half</b> .....	0-0	4-2
<b>When Tied at Half</b> .....	0-0	1-1
<b>When Leading after 3rd Quarter</b> .....	1-0	19-3
<b>When Trailing after 3rd Quarter</b> .....	0-0	1-3
<b>When Tied after 3rd Quarter</b> .....	0-0	1-1
<b>In Overtime Games</b> .....	0-0	1-1
<b>Scoring</b>		
Less than 20 points.....	0-0	1-1
Scoring 20+ points.....	1-0	20-6
Scoring 30+ points.....	1-0	20-5
<b>Opponent Scoring</b>		
Less than 20 points.....	1-0	7-0
Foe Scoring 20+ points.....	0-0	14-7
Foe Scoring 30+ points.....	0-0	7-7
<b>Rushing for</b>		
Less than 100 yards.....	1-0	4-2
More than 100 yards.....	0-0	16-5
More than 200 yards.....	0-0	4-0
More than 300 yards.....	0-0	1-0
<b>Passing for</b>		
Less than 100 yards.....	0-0	0-0
More than 100 yards.....	1-0	21-7
More than 200 yards.....	1-0	20-6
More than 300 yards.....	1-0	16-6
<b>Total Offense</b>		
Less than 300 Yards.....	0-0	1-1
More than 300 Yards.....	1-0	20-6
<b>Allowing</b>		
Less than 100 yards rush.....	0-0	3-0
More than 100 yards rush.....	1-0	18-7
More than 200 yards passing.....	0-0	9-7
More than 300 yards passing.....	0-0	6-4
Less than 300 yards total off.....	1-0	5-0
More than 300 yards total off.....	0-0	16-7
<b>Having a 100-yard rusher</b> .....	0-0	12-3
<b>Opp. has a 100-yard rusher</b> .....	0-0	10-5
<b>Turnovers</b>		
No turnovers.....	1-0	9-1
Three or more.....	0-0	1-2
Forcing no turnovers.....	0-0	2-2
Forcing three or more turnovers.....	0-0	8-3

## AS A PLAYER

### San Diego Chargers (1994)

Bobby Ross  
Sylvester Croom  
Junior Seau (player)

### Washington Redskins (1995)

Cam Cameron  
Norv Turner  
Russ Grimm

### San Francisco 49ers (1995-97)

George Seifert  
Pete Carroll  
Steve Mariucci  
Jay Gruden  
Marty Mornhingweg  
Steve Young  
Jerry Rice  
Terrell Owens  
Rod Woodson

## AS A COACH

### Louisville (Player 1989-93, Asst. Coach 2003-08)

Howard Schnellenberger  
Bobby Petrino  
Danny Hope  
Paul Petrino  
Greg Nord  
Mike Cassidy  
Ken Delgado  
Mike Summers  
Ron English

### Tampa Bay Buccaneers (1998)

Tony Dungy  
Herm Edwards  
Monte Kiffin  
Rod Marinelli  
Mike Shula  
Lovie Smith  
Trent Dilfer  
Warren Sapp  
Derrick Brooks

### Denver Broncos (1999)

Mike Shanahan  
Gary Kubiak

### Cleveland Browns (2000)

Romeo Crennel  
Tony Sparano

### Illinois (Quarterbacks Coach 2010-11)

Ron Zook  
Dan Disch

# Brohm SUPERLATIVES

## INDIVIDUAL GAME HIGHS

Rushes	33	Allen, Leon vs Army (Nov. 15, 2014)
		Allen, Leon at Marshall (Nov. 28, 2014)
Yards Rushing	345	Allen, Leon vs Army (Nov. 15, 2014)
TD Rushes	4	Wales, Anthony at ODU (Oct. 31, 2014)
Long Rush	80	Allen, Leon vs Army (Nov. 15, 2014)
Pass attempts	66	Doughty, B. at Middle Tennessee (Sept. 13, 2014)
Pass completions	46	Doughty, B. vs Bowling Green (Aug. 29, 2014)
Yards Passing	593	Doughty, B. at Middle Tennessee (Sept. 13, 2014)
TD Passes	8	Doughty, B. at Marshall (Nov. 28, 2014)
Long Pass	87	White, Mike vs. Rice (Sept. 1, 2016)
Receptions	12	Taylor, Taywan vs Bowling Green (Aug. 29, 2014)
Yards Receiving	196	Taylor, Taywan at Indiana (Sept. 19, 2015)
TD Receptions	3	Taylor, Taywan vs. Middle Tennessee (Oct. 10, 2015)
		Higbee, Tyler at Marshall (Nov. 28, 2014)
Long Reception	87	Norris, Nicholas vs. Rice (Sept. 1, 2016)
Field Goals	4	Twice, Last (Schwettman, G. vs. LT (Sept. 10, 2015)
Long Field Goal	46	Schwettman, G. vs. LT (Sept. 10, 2015)
Punts	9	Occhipiniti, J. at Vanderbilt (Sept. 3, 2015)
Punting Avg	53.0	Occhipiniti, J. vs Bowling Green (Aug. 29, 2014)
Long Punt	59	Collins, Jake at North Texas (Oct. 15, 2015)
Punts inside 20	3	Collins, Jake vs. Marshall (Nov. 27, 2015)
		Collins, Jake at Rice (Oct. 3, 2015)
Long PR	32	Towner, Kylen vs. LT (Sept. 10, 2015)
Long KOR	98	Towner, Kylen vs. LT (Sept. 10, 2015)
Tackles	15	Randall, Daquail vs UAB (Oct. 4, 2014)
Sacks	3.0	Holt, Nick at ODU (Oct. 31, 2015)
Tackles For Loss	4.0	McCollum, T.J. at FIU (Nov. 21, 2015)
Interceptions	3	Leston, Branden at Marshall (Nov. 28, 2014)

## TEAM GAME HIGHS

Rushes	45	vs Old Dominion (Oct. 25, 2014)
Yards Rushing	383	vs Army (Nov. 15, 2014)
Yards Per Rush	9.3	vs Army (Nov. 15, 2014)
TD Rushes	5	at FIU (Nov. 21, 2015)
Pass attempts	66	at Middle Tennessee (Sept. 13, 2014)
Pass completions	46	vs Bowling Green (Aug. 29, 2014)
Yards Passing	593	at Middle Tennessee (Sept. 13, 2014)
Yards Per Pass	15.7	vs Rice (Sept. 1, 2016)
TD Passes	8	at Marshall (Nov. 28, 2014)
Total Plays	102	at Middle Tennessee (Sept. 13, 2014)
Total Offense	738	at Marshall (Nov. 28, 2014)
Yards Per Play	8.7	at Old Dominion (Oct. 31, 2015)
		vs Central Michigan (Dec. 24, 2014)
Points	67	at Marshall (Nov. 28, 2014)
Sacks By	4	Three times (Last vs. Southern Miss, Dec. 5, 2015)
First Downs	40	vs Bowling Green (Aug. 29, 2014)
Penalties	10	Twice, Last vs LA Tech (Sept. 10, 2015)
Penalty Yards	105	vs LA Tech (Sept. 10, 2015)
Turnovers	5	at LA Tech (Nov. 1, 2014)
Interceptions By	4	at Marshall (Nov. 28, 2014)
Punts	10	at Vanderbilt (Sept. 3, 2015)
Punting Avg.	53.0	vs Bowling Green (Aug. 29, 2014)
Long Punt	59	at North Texas (Oct. 15, 2015)
Punts inside 20	3	at Rice (Oct. 3, 2015)

# 2016 NOTEBOOK

## EXTRA TIME

A common line of thought across college football is that with more time to prepare for an opponent, the better chance of victory, but is that really true? Well, for Coach Brohm's Hilltoppers, the math works in their favor. Brohm has never lost an opener and is 7-4 when having more than a week to prepare - including a 6-1 mark against Group of Five foes.

### EXTRA DAYS OF PREPARATION UNDER BROHM

Date	Opponent	Result	Prep Days	Date	Opponent	Result	Prep Days
Aug. 29, 2014	Bowling Green	W, 59-18	Opener	Sept. 19, 2015	at Indiana	L, 35-38	9
Sept. 6, 2014	at Illinois	L, 34-42	8	Oct. 24, 2015	at No. 5 LSU	L, 20-48	9
Sept. 27, 2014	at Navy	W, 36-27	14	Nov. 21, 2015	at FIU	W, 63-7	14
Oct. 18, 2014	at Florida Atlantic	L, 38-45	14	Dec. 21, 2015	vs. South Florida	W, 45-35	14
Dec. 24, 2014	vs. Central Michigan	W, 49-48	26	Sept. 1, 2016	Rice	W, 46-14	Opener
Sept. 3, 2015	at Vanderbilt	W, 14-12	Opener				

## AT SEC OPPONENTS

Since their first full season in the FBS (2009), the Hilltoppers have played at an SEC foe seven times and 10 times overall. In those seven games at an SEC opponent, the Hilltoppers are 2-6 and 3-7 overall against the conference.

### AGAINST THE SEC SINCE 2009

Date	Opponent	Score	Date	Opponent	Score
9/5/09	at Tennessee	L, 7-63	9/15/12	at Kentucky	W, 32-31 (OT)
9/11/10	at Kentucky	L, 28-63	8/31/13	vs. Kentucky	W, 35-26
9/1/11	vs. Kentucky	L, 3-14	9/7/13	at Tennessee	L, 20-52
11/12/11	at #1 LSU	L, 9-42	9/3/15	at Vanderbilt	W, 14-12
9/8/12	at #1 Alabama	L, 0-35	10/24/15	at #5 LSU	L, 20-48

## TOUGH OUT OF CONFERENCE

After going 0-12 against non-conference foes in their first three years as an FBS team (2009-11), WKU has turned it around and has been on a hot streak against teams from outside their conference.

Since 2012, the Hilltoppers are 14-6 against non-conference opponents with their only losses coming at Indiana and No. 5 LSU (2015), at Illinois (2014), at Tennessee (2013), at No. 1 Alabama (2012) and vs. Central Michigan in the 2012 Little Caesar's Pizza Bowl. WKU is 11-1 over that same span against teams from outside the Power 5 conferences.

### OUT-OF-CONFERENCE WINS SINCE 2012

2012			2013			2014			2015		
Date	Opponent	Score	Date	Opponent	Score	Date	Opponent	Score	Date	Opponent	Score
S1	Austin Peay	49-10	A31	vs. Kentucky	35-26	A29	Bowling Green	59-31	S3	at Vanderbilt	14-12
S15	at Kentucky	32-31 (OT)	S21	Morgan State	58-17	S27	at Navy	36-27	S26	Miami (Ohio)	56-14
S22	Southern Miss	42-17	S28	Navy	19-7	N15	Army	52-24	D21	vs. South Florida	45-35
			N9	at Army	21-17	D24	vs. C. Michigan	49-48			

## CHECKING THE JERSEYS

Since 2013, the Hilltoppers have worn multiple jersey combinations in conjunction with apparel provider Russell Athletic. WKU typically wears a red jersey at home and a white jersey on the road with the potential for three different pant combinations - red, white, and black. Below are WKU's records in each combination.

### RECORD BY JERSEY COMBINATION

RED-RED (6-1)			BLACK-BLACK (3-1)			WHITE-RED (9-5)		
Sept. 28, 2013	Navy	W, 19-7	Oct. 15, 2013	Louisiana-Lafayette	L, 20-37	Sept. 7, 2013	at Tennessee	L, 20-52
Oct. 3, 2013	at ULM	W, 31-10	Oct. 25, 2014	Old Dominion	W, 66-51	Nov. 2, 2013	at Georgia State	W, 44-28
Nov. 30, 2013	Arkansas State	W, 34-31	Nov. 15, 2014	Army	W, 52-24	Nov. 9, 2013	at Army	W, 21-17
Aug. 29, 2014	Bowling Green	W, 59-31	Nov. 27, 2015	Marshall	W, 49-28	Nov. 23, 2013	at Texas State	W, 38-7
Oct. 4, 2014	UAB	L, 39-42	WHITE-WHITE (4-3)			Sept. 6, 2014	at Illinois	L, 34-42
Nov. 8, 2014	UTEP	W, 35-27	Sept. 14, 2013	at South Alabama	L, 24-31	Sept. 27, 2014	at Navy	W, 36-27
Oct. 10, 2015	Middle Tennessee	W, 58-28	Sept. 21, 2013	Morgan State	W, 58-17	Oct. 18, 2014	at Florida Atlantic	L, 38-45
RED-WHITE (3-1)			Sept. 19, 2014	at Middle Tennessee	L, 47-50	Nov. 1, 2014	at LA Tech	L, 10-59
Aug. 31, 2013	vs. Kentucky	W, 35-26	Sept. 26, 2015	Miami (Ohio)	W, 56-14	Nov. 28, 2014	at Marshall	W, 67-66
Oct. 26, 2013	Troy	L, 26-32	Oct. 3, 2015	at Rice	W, 49-10	Sept. 3, 2015	at Vanderbilt	W, 14-12
Dec. 24, 2014	vs. Central Michigan	W, 49-48	Oct. 24, 2015	at LSU	L, 20-48	Sept. 19, 2015	at Indiana	L, 35-38
Dec. 5, 2015	Southern Miss	W, 45-28	Nov. 21, 2015	at FIU	W, 63-7	Oct. 15, 2015	at North Texas	W, 55-28
RED-BLACK (4-0)						Oct. 31, 2015	at Old Dominion	W, 55-30
Nov. 22, 2014	UTSA	W, 45-7				Dec. 21, 2015	vs. South Florida	W, 45-35
Sept. 10, 2015	LA Tech	W, 41-38						
Nov. 7, 2015	FAU	W, 35-19						
Sept. 1, 2016	Rice	W, 46-14						

## PRESEASON AP TOP 25

Rk.	Team	Pts.
1	Alabama (33)	1469
2	Clemson (16)	1443
3	Oklahoma (4)	1352
4	Florida State (4)	1325
5	LSU (1)	1269
6	Ohio State (1)	1224
7	Michigan (1)	1147
8	Stanford	1029
9	Tennessee	1021
10	Notre Dame	1006
11	Ole Miss	718
12	Michigan State	710
13	TCU	707
14	Washington	651
15	Houston	644
16	UCLA	496
17	Iowa	484
18	Georgia	448
19	Louisville	447
20	USC	344
21	Oklahoma State	316
22	North Carolina	283
23	Baylor	280
24	Oregon	218
25	Florida	180

**Others Receiving Votes:** Miami 159, Texas A&M 81, Utah 74, Washington St. 68, Boise St. 49, San Diego St. 46, Wisconsin 42, Auburn 22, Pittsburgh 15, Arkansas 14, Texas 12, Nebraska 11, Navy 8, Northwestern 5, **WKU 4**, South Florida 2, Toledo 2

## PRESEASON AMWAY COACHES POLL

Rk.	Team	Pts.	'15 Rec.
1	Alabama (55)	1585	14-1
2	Clemson (7)	1524	14-1
3	Oklahoma	1398	11-2
4	Florida State (1)	1351	10-3
5	Ohio State	1321	12-1
6	LSU	1241	9-3
7	Stanford	1149	12-2
8	Michigan	1062	10-3
9	Notre Dame	1034	10-3
10	Tennessee	960	9-4
11	Michigan State	901	12-2
12	Ole Miss	792	10-3
13	Houston	668	13-1
14	TCU	649	11-2
15	Iowa	579	12-2
16	Georgia	525	10-3
17	USC	468	8-6
18	Washington	454	7-6
19	Oklahoma State	426	10-3
20	North Carolina	422	11-3
21	Baylor	383	10-3
22	Oregon	361	9-4
23	Louisville	331	8-5
24	UCLA	296	8-5
25	Florida	245	10-4

**Others Receiving Votes:** Miami (Fla.) 120; Wisconsin 82; Utah 73; Boise State 73; Washington State 47; Texas A&M 37; Texas 34; Arkansas 34; Northwestern 31; Navy 30; Mississippi State 19; San Diego State 18; Nebraska 17; Auburn 17; **WKU 11**; Pittsburgh 8; Brigham Young 6; Appalachian State 4; Duke 3; Arizona 2; Marshall 2; Toledo 2; South Florida 2; Memphis 1; Indiana 1; Northern Illinois 1

## CONFERENCE USA STANDINGS

## EAST

	Overall	C-USA
<b>WKU</b>	<b>1-0</b>	<b>1-0</b>
Florida Atlantic	1-0	0-0
Middle Tennessee	1-0	0-0
Old Dominion	1-0	0-0
Marshall	0-0	0-0
FIU	0-1	0-0
Charlotte	0-1	0-0

## WEST

	Overall	C-USA
Southern Miss*	1-0	0-0
UTEP	1-0	0-0
UTSA	1-0	0-0
LA Tech	0-1	0-0
North Texas	0-1	0-0
Rice	0-1	0-1

## C-USA PLAYERS OF THE WEEK

<b>Sept. 5</b>	<b>Oct. 24</b>
O:	O:
D:	D:
S:	S:
<b>Sept. 12</b>	<b>Oct. 31</b>
O:	O:
D:	D:
S:	S:
<b>Sept. 19</b>	<b>Nov. 7</b>
O:	O:
D:	D:
S:	S:
<b>Sept. 26</b>	<b>Nov. 14</b>
O:	O:
D:	D:
S:	S:
<b>Oct. 3</b>	<b>Nov. 21</b>
O:	O:
D:	D:
S:	S:
<b>Oct. 10</b>	<b>Nov. 28</b>
O:	O:
D:	D:
S:	S:
<b>Oct. 17</b>	
O:	
D:	
S:	

## 2016 TEAM CAPTAINS

WKU's season-long team captains are voted on by the team at the first team meeting of the fall. On offense, **OL Forrest Lamp**, **WR Taywan Taylor** and **RB Anthony Wales**. On defense, **LB Drew Davis**, **LB T.J. McCollum** and **DB Marcus Ward**. Lamp is a returning two-time captain.

## WHAT A DEBUT

In his first start as a Hilltopper, Mike White laid to rest the questions of WKU's post-Brandon Doughty offensive success. In three quarters of play, White threw for 517 yards on 25-of-31 passing with three touchdowns. It was the best debut by a Hilltopper quarterback in school history.

## NOTING THE PERFORMANCE

- White's 517 yards are the third-most in school history and just the third-ever 500-yard game with Doughty owning the other two in 2014 (569 vs. Bowling Green; 593 vs. Middle Tennessee)
- His 98.3 QBR, according to ESPN Stats and Info, was the highest QBR by an FBS quarterback in Week 1 in the past 10 years. Additionally, since 2000, only seven quarterbacks have thrown for at least 500 yards with an 80-percent or better completion percentage - White and Doughty are two of those seven.
- The yardage total is also the 10th-most in a single game in C-USA history, the second time a WKU quarterback has posted a 500-yard game in their conference debut (Doughty vs. Bowling Green)

## FIRST HALF DOMINANCE

One of the key points of WKU's success in 2015 was how quickly the Tops were able to build a lead. In seven of WKU's 14 games, the Hilltoppers took 20-point leads or more into halftime, including games against Miami (OH) (42 points), Middle Tennessee (38), FIU (35), Rice (25), Marshall (21) and North Texas (20).

For the season, WKU's 210 point margin works out to a 15 point average lead going into the break of each game. The Hilltoppers led the country in halftime scoring margin, ahead of Clemson and Baylor. WKU went into the half up 30-7 on Rice in the 2016 opener.

## FIRST HALF SCORING MARGIN IN 2015

Team	1Q Pts/Opp Pts	2Q Pts/Opp Pts	Total	Margin
<b>1. WKU</b>	<b>150/48</b>	<b>228/120</b>	<b>378/168</b>	<b>15.0</b>
2. Clemson	165/70	172/67	337/137	13.3
3. Baylor	214/118	154/78	368/196	13.2

## SIX STRAIGHT 1,000-YARD RUSHERS

WKU has had a running back reach the 1,000-yard mark in each of the last six seasons, after becoming just the second program in NCAA history to have a 1,500-yard rusher in five consecutive seasons. Northern Illinois has a runner go for 1,500 from 2002 to 2006. WKU is tied with Baylor and San Diego State. Auburn and Boise State have seven while Oregon's streak stands at nine-straight seasons.

**2015:** Anthony Wales - 1,098 yards  
**2014:** Leon Allen - 1,542 yards  
**2013:** Antonio Andrews - 1,730 yards

**2012:** Antonio Andrews - 1,728 yards  
**2011:** Bobby Rainey - 1,695 yards  
**2010:** Bobby Rainey - 1,649 yards

## TOP OF HIS CLASS

Of the 20 FBS coaches hired as a part of the 2014 hiring class, only two coaches led their teams to consecutive bowl victories - Jeff Brohm and Bryan Harsin (Boise State). Only Brohm was a first-year collegiate head coach when he was hired.

TEAM	NEW COACH	2014 BOWL	2015 BOWL
<b>WKU</b>	<b>Jeff Brohm*</b>	<b>Bahamas Bowl   W, 49-48</b>	<b>Miami Beach Bowl   W, 45-35</b>
Boise State	Bryan Harsin	Fiesta Bowl   W, 38-30	Poinsettia Bowl   W, 55-7

## THE GROUP OF...SEVEN

WKU is one of seven "Group of Five" programs to win seven or more games in five consecutive seasons - the longest active streak in Conference USA.

TEAM	2011	2012	2013	2014	2015	2016
<b>WKU</b>	<b>7-5</b>	<b>7-6</b>	<b>8-4</b>	<b>8-5</b>	<b>12-2</b>	<b>1-0</b>
Cincinnati	10-3	10-3	9-4	9-4	7-6	1-0
Northern Illinois	11-3	12-2	12-2	11-3	8-6	0-1
Toledo	9-4	9-4	7-5	9-4	10-2	1-0
Boise State	12-1	11-2	8-5	12-2	9-4	1-0
San Diego State	8-5	9-4	8-5	7-6	11-3	1-0
Arkansas State	10-3	10-3	8-5	7-6	9-4	0-1

## NOTE EXPANDED

**Other win totals since 2011 across C-USA include:**

Marshall - 45      Rice - 34  
**WKU - 43**      Middle Tennessee - 32  
 LA Tech - 39      North Texas - 23



# 2016 NOTEBOOK

## BROHM SQUAD - YEAR THREE

After turnover at the head coaching position resulted in three head coaches in three years (Taggart – 2012; Petrino – 2013; Brohm – 2014), the Hilltoppers enter their third year with head coach Jeff Brohm.

Consistency has been key in Brohm's success as the offensive and defensive systems have remained intact, regardless of coaching changes. WKU Associate Head Coach and Defensive Coordinator Nick Holt enters his fourth season on The Hill. However, WKU is one of four programs to have six new position coaches entering the year.

	2015 POSITION COACH	2016 POSITION COACH
<b>Quarterbacks</b>	Tyson Helton	Brian Brohm
<b>Offensive Line</b>	Neil Callaway	Dale Williams
<b>Tight Ends</b>	Ryan Wallace (GA)	Tony Levine
<b>Wide Receivers</b>	Jamarcus Shephard	Bryan Ellis
<b>Running Backs</b>	Bryan Ellis	Chris Barclay
<b>Defensive Ends</b>	Ken Delgado	Reggie Johnson
<b>Safeties</b>	Mike Cassity	Ryan Beard

## ONLY TWO IN A TOP 10 TRIO

Since Jeff Brohm's first season as head coach, only two teams have finished in the Top 10 in Total Offense, Scoring Offense and Passing Offense: WKU and TCU.

### RANKINGS BY YEAR

	2014	2015
<b>Total Offense:</b>	WKU (4, 534.6)   TCU (5, 533.0)	WKU (9, 526.4)   TCU (3, 562.8)
<b>Scoring Offense:</b>	WKU (6, 44.4)   TCU (2, 46.5)	WKU (3, 44.3)   TCU (7, 42.1)
<b>Passing Offense:</b>	WKU (2, 374.3)   TCU (7, 326.2)	WKU (4, 377.2)   TCU (8, 347.5)

## REPLACING NUMBER 12

After three years as the starter, Brandon Doughty shattered every passing record on the books and left WKU 27-11 as a starter, with a pair of bowl wins, a conference championship and a Top 25 ranking to his ledger. Where Doughty threw for a combined 12,855 yards on 1,491 attempts over his career, the four quarterbacks on the 2016 roster have combined to attempt 468 passes for 3,131 yards with a large majority of those coming from Mike White's two years as a starter at South Florida.

While you can spend hours finding more records Doughty set during his three years as a starter, here are the 35 most prominent records and two other C-USA Records.

### SCHOOL RECORDS HELD BY BRANDON DOUGHTY

CAREER (17)	SEASON (12)	GAME (6)
<b>Passing Yards</b> - 12,855	<b>Passing Yards</b> - 5,055 (2015)*	<b>Passing Yards</b> - 593 at Middle Tennessee, 9/13/14 (C-USA Record)
<b>Touchdown Passes</b> - 111	<b>Touchdown Passes</b> - 49 (2014)* (C-USA Record)	<b>Touchdown Passes</b> - 8 at Marshall, 11/28/14*
<b>Passing Completions</b> - 1,023	<b>Passing Completions</b> - 388 (2015)	<b>Passing Completions</b> - 46 vs. Bowling Green, 8/29/14
<b>Passing Attempts</b> - 1,491	<b>Passing Attempts</b> - 552 (2014)	<b>Passing Attempts</b> - 66 at Middle Tennessee, 9/13/14
<b>Completion Percentage</b> - 68.6	<b>Completion Percentage</b> - 71.9 (2015)*	<b>Completion Percentage</b> - 88.5 (23-26) vs. Old Dominion, 10/25/14
<b>C-USA Completion Percentage</b> - 69.87	<b>Passing Yards Per Game</b> - 371.5 (2014)	<b>Passer Rating</b> - 271.8 vs. Old Dominion, 10/25/14
<b>Passing Yards Per Game</b> - 299.0	<b>Passer Rating</b> - 176.5 (2015)	* - Led the FBS that season
<b>Passer Rating</b> - 161.0	<b>Total Plays</b> - 591 (2014)	
<b>C-USA Passer Rating</b> - 171.74	<b>Total Yards</b> - 4,933 (2015)	
<b>Total Plays</b> - 1,594	<b>Touchdowns Resp. For</b> - 51 (2014)	
<b>Total Yards</b> - 12,577	<b>200-yard Passing Games</b> - 14 (2015)*	
<b>Touchdowns Responsible For</b> - 114	<b>300-yard Passing Games</b> - 10 (2014/15)*	
<b>Consecutive Att. without an INT</b> - 394	<b>400-yard Passing Games</b> - 6 (2015)*	
<b>200-yard Passing Games</b> - 33	<b>500-yard Passing Games</b> - 2 (2014)	
<b>300-yard Passing Games</b> - 22	* - Led the FBS that season	
<b>400-yard Passing Games</b> - 10		
<b>500-yard Passing Games</b> - 2		

## GROUND AND POUND

Dating back to 2010, WKU has had a 100-yard rusher in 55-of-76 games (72.3 percent), even with a shift to a high-flying passing attack.

Bobby Rainey rushed for 100-yards or more in nine of 12 games in 2010 and 10 of 12 in 2011. Antonio Andrews picked up in 2012 with 10 of 13 games and 11 of 12 in 2013. Leon Allen contributed six 100-yard performances in 2014 while Ace Wales tallied over 100 yards on the ground against UAB. Freshman D'Andre Ferby tallied his first 100-yard performance, and the first of 2015, against Miami (Ohio). Wales tallied seven 100-yard performances in 2015, including six-straight vs. C-USA opponents between Middle Tennessee and Marshall.

## QUICK HITS

- WKU has held a lead in all but two games that Jeff Brohm has been on the WKU sideline, either as the head coach or assistant coach (38-of-40), and in all but four games over the last four seasons (48-of-52).
- The 2015 Hilltoppers were the first league team to win four consecutive league games by 25 points or more since Houston in 2011 who won seven straight.
- With their win at Vanderbilt in 2015, WKU became the first C-USA team to defeat an SEC opponent since UCF's win over Georgia in the 2010 Liberty Bowl.
- WKU has closed three consecutive regular seasons with four-game winning streaks and no one has won more games in November over the past three seasons than WKU's 12. Florida State and Ohio State are tied with WKU.
- In the first game on Feix Field following the passing of legendary player and coach Jimmy Feix, WKU scored 66 points in a win over ODU in 2014. Feix's No. 66 remains one of four retired jerseys for WKU.
- From 2010-2014, WKU had a running back hit the 1,500-yard barrier, becoming just the second program in FBS history to have such a streak (Northern Illinois, 2002-06).
- WKU led the nation in 40-point games with 10 in 2015. Baylor and Oklahoma each had nine while five others tied at eight. Southern Miss was the next closest C-USA school with seven.
- WKU's current active streak of scoring at least 45 points is at five games, a program-first.
- Taywan Taylor was the only player in the nation in 2015 to have a touchdown catch in 11 games. Notre Dame's Will Fuller had a touchdown catch in 10.
- WKU led the nation in 50-yard passing plays with 16 and was second nationally in 20-yard passing plays with 76. Brandon Doughty led the nation in 10, 20, 30, and 50-yard passing plays.
- D'Andre Ferby's 11 rushing touchdowns tied for third among all freshman running backs. He was a C-USA All-Freshman Team selection.
- Branden Leston's 96 tackles were the most for a player in WKU's secondary since Brian Lowder had as many in 2002.
- The 2015 Hilltoppers were the second-most dominant league champion in C-USA history, winning league games by an average margin of 27.1 points. Louisville's 2004 team won by 37.3.

## 2015 PLAYER HONORS

Below are the weekly and yearly honors in 2015 earned in-season for the Hilltoppers

**Jake Collins, P**

Conference USA All-Freshman Team  
Conference USA All-Academic Team  
Ray Guy Award Nominee

**Jared Dangerfield, WR**

All-Conference USA Honorable Mention

**Brandon Doughty, QB**

Conference USA Most Valuable Player  
Sports Illustrated Honorable Mention All-American  
All-Conference USA First Team  
C-USA Championship Game MVP  
Senior CLASS Award Finalist  
Unitas Golden Arm Award Finalist  
Maxwell Semifinalist  
Davey O'Brien Semifinalist  
ESPN Honda Helmet Sticker (Championship Week)  
C-USA Offensive POW (2) (4) (6) (13)  
Manning Award Star of the Week (2) (4) (5) (6)  
Davey O'Brien Performer of the Week (5) (6)  
CFPA Midseason Watch List Candidate  
CFPA National Performer of the Year Candidate

**Nolan Dowling, LS**

All-Conference USA Honorable Mention

**Dennis Edwards, OL**

Conference USA All-Freshman Team

**D'Andre Ferby, RB**

Conference USA All-Freshman Team

**Tyler Higbee, TE**

All-Conference USA First Team  
CBS Sports 2015 Midseason All-America 1st team  
John Mackey Tight End of the Week (1)  
John Mackey Tight End of the Week HM (3)  
Biletnikoff Award Watch List Candidate

**Nick Holt, LB**

All-Conference USA First Team  
C-USA Defensive POW (13)

**Forrest Lamp, OL**

All-Conference USA First Team

**Prince Charles Iworah, DB**

All-Conference USA Honorable Mention

**T.J. McCollum, LB**

All-Conference USA Honorable Mention

**Jontavious Morris, DL**

All-Conference USA Honorable Mention

**Nicholas Norris, WR**

All-Conference USA Honorable Mention

**Garrett Schwettman, K**

All-Conference USA First Team  
Lou Groza Award Semifinalist  
Lou Groza Star of the Week (2)  
C-USA Special Teams POW (11)

**Taywan Taylor, WR**

All-Conference USA First Team  
Fred Biletnikoff Award Semifinalist

**Kylen Towner, WR**

All-Conference USA Second Team  
C-USA Special Teams POW (2)

**Anthony Wales, RB**

All-Conference USA Second Team  
C-USA Offensive POW (9)

**Marcus Ward, DB**

C-USA Defensive POW (2)  
Conference USA All-Academic Team

## DON'T FORGET SCHWETTMAN

While the race to replace Doughty was the headliner, another point-scoring constant for the Hilltoppers will have to be replaced in the school's all-time leader in points scored, placekicker Garrett Schwettman.

A former walk-on, Schwettman was a four-year starter for the Hilltoppers and, in WKU's two seasons as a member of Conference USA, set the league record for field goal percentage (83.8) while also leading the country in field goal accuracy (93.8) during his senior year.

## SCHOOL RECORDS HELD BY GARRETT SCHWETTMAN

CAREER (5)	SEASON (4)	GAME (1)
<b>Points Scored</b> - 398;	<b>Points Scored</b> - 124 (2015)	<b>PATs Made</b> - 9, Last at FIU, 11/21/15
<b>Field Goals</b> - 54	<b>PATs Made</b> - 79 (2015)	
<b>PATs Made</b> - 236	<b>Consec. Field Goals Made</b> - 11 (2015)	
<b>Consecutive Field Goals Made</b> - 11 (10/10/15 - 12/21/15)	<b>FG Percentage</b> - 93.8 (2015)*	
<b>C-USA Field Goal Percentage</b> - 83.8	* - Led the FBS that season	

## KEY OFFENSIVE PIECES RETURN

If there were ever a situation to feel somewhat comfortable about replacing a two-time league MVP at the quarterback position, WKU might have it in 2016.

The Hilltoppers return all five starting offensive linemen, including C-USA First Teamer Forrest Lamp, as well as a 1,500-yard receiver (Taywan Taylor), a 900-yard receiver (Nicholas Norris), a 1,000-yard rusher (Anthony Wales) and a freshman running back in D'Andre Ferby who was third nationally among freshman with 11 rushing scores last season.

## TOTAL STARTS AROUND STARTING QUARTERBACK MIKE WHITE ENTERING 2016

LT	LG	C	RG	RT
Forrest Lamp - 39	Brandon Ray - 27	Max Halpin - 24	Dennis Edwards - 13 Joe Manley - 1	Darrell Williams, Jr. - 27
<b>QB</b>				
Mike White - 15*				
Nelson Fishback - 1				
<b>WR</b>				
Taywan Taylor - 19				
Nicholas Norris - 18				
Nacarius Fant - 1				
<b>RB</b>				
Leon Allen - 14				
Anthony Wales - 7				
D'Andre Ferby				
Desmond Maxwell - 1				
* - White's 15 starts at quarterback came in 2013-14 at USF.				

## DEFENSIVE DEPTH

Where the offense returns a wealth of starting experience, the defensive side of the ball returns a wealth of game experience but just four starters.

Back for 2016 are safeties Marcus Ward and Branden Leston, defensive end Derik Overstreet and linebacker T.J. McCollum – a combined 84 starts between them as only McCollum is a one-year starter in that group. What the Hilltoppers do return, however, is plenty of depth as a result of playing numerous younger players in 2015.

Of the 32 players on the defense who saw at least three games of action last year, 21 return for 2016 (See list below).

WKU also added a pair of FBS transfers out of Louisville in linebacker Keith Brown and defensive lineman Nick Dawson-Brents who will have one year of eligibility remaining.

## GAME EXPERIENCE AMONG RETURNERS

Name	Pos.	Car. GP/GS	'15 GP/GS	Name	Pos.	Car. GP/GS	'15 GP/GS
Daeshawn Bertram	LB	25/0	14/0	Martavius Mims	DB	8/1	8/1
Joe Brown	DB	22/4	13/4	Derik Overstreet	DL	23/21	14/14
Omarius Bryant	DL	13/2	13/2	Tanner Reeves	DL	24/3	14/0
Drew Davis	LB	35/0	14/0	Kalvin Robinson	DL	28/2	10/0
Devante Duclos	DL	26/1	8/0	Nathan Roush	DB	11/0	11/0
DeAndre Farris	DB	13/0	13/0	Evan Sayner	DL	5/0	5/0
Drell Greene	DB	11/0	11/0	DeAndre Simmons	DB	20/2	14/2
Joel Iyieguniwe	LB	17/0	14/0	Devante Terrell	DL	29/17	4/0
Leverick Johnson	DB	23/0	12/0	Marcus Ward	DB	34/29	14/14
Branden Leston	DB	27/20	14/13	Masai Whyte	LB	13/0	13/0
T.J. McCollum	LB	24/14	14/14				

# 2016 NOTEBOOK

## SPREADING IT AROUND

The WKU passing attack spreads the wealth and has had at least seven different players catch a ball in 24 of 28 games since 2014, with a Brohm Era-high 11 players catching at least one pass in the Popeyes Bahamas Bowl.

In 2015, the Hilltoppers had nine players catch at least one pass against LA Tech, Miami, Rice and North Texas. Eight players caught a pass against Middle Tennessee, at LSU and at Old Dominion. WKU opened 2016 with a bang as nine players caught passes against Rice with all nine having an 11-yard catch or better.

## TAKE YOUR PICK

Under Jeff Brohm, WKU has found the strength in the passing game relies on their depth at the receiver position, forcing opposing defenses to defend each pass catcher - receivers and tight ends - with equal concern.

Against both LA Tech and Indiana, tight end Tyler Higbee led WKU in receptions but wide receiver Taywan Taylor was the yardage leader. The pattern repeated itself against Miami as Jared Dangerfield tallied a team-high 11 catches but Taylor led in yardage.

**The Hilltoppers were one of five teams in the nation in 2015 with five receivers with 30 or more receptions (Arizona, BYU, Texas Tech, Wazzu):** Taywan Taylor (86), Jared Dangerfield (82), Nicholas Norris (63), Antwane Grant (55) and Tyler Higbee (38).

## ALL-PURPOSE UNIVERSITY

Since WKU's transition to full membership as an FBS team, the Hilltoppers have always found electric playmakers to get the ball to. In the 96 games played since 2009 as full FBS members, the Hilltoppers have had an individual record 100-or-more all purpose yards in 91 games including a stretch of 49 straight from 2010 to 2014.

WKU is one of just nine programs with five or more 2,000 yard all-purpose players in their school's history.

**Six:** Utah State || **Five:** LSU, Oregon, Toledo, Tulsa, Northern Illinois, San Jose State, Stanford, WKU

## DOWNFIELD BLOCKING

While WKU's offensive attack begins and ends with the triggerman, over a third of WKU's passing yardage totals come **AFTER** the catch over the last two seasons, a credit to the importance of downfield blocking.

YAC TOTALS FOR 2014		YAC TOTALS FOR 2015		YAC TOTALS FOR 2016	
Opponent	YAC (Pct. of Total)	Opponent	YAC (Pct. of Total)	Opponent	YAC (Pct. of Total)
Bowling Green	272 (48.3)	Vanderbilt	98 (46.8)	Rice	-
Illinois	94 (31.6)	LA Tech	130 (30.6)	Alabama	-
Middle Tennessee	175 (29.5)	Indiana	182 (37.6)	Miami (Ohio)	-
Navy	152 (39.3)	Miami (Ohio)	174 (37.4)	Vanderbilt	-
UAB	102 (31.4)	Rice	204 (48.1)	Houston Baptist	-
Florida Atlantic	95 (28.4)	Middle Tennessee	184 (42.9)	LA Tech	-
Old Dominion	160 (43.1)	North Texas	147 (36.5)	Middle Tennessee	-
LA Tech	71 (48.9)	LSU	151 (46.5)	Old Dominion	-
UTEP	125 (38.6)	Old Dominion	120 (42.5)	Florida Atlantic	-
Army	56 (31.4)	Florida Atlantic	105 (37.5)	FIU	-
UTSA	122 (35.6)	FIU	95 (42.4)	North Texas	-
Marshall	140 (28.5)	Marshall	125 (33.8)	Marshall	-
Central Michigan	155 (31.8)	Southern Miss	152 (37.0)	<b>TOTAL</b>	<b>1,997 (39.5)</b>
<b>TOTAL</b>	<b>1,717 (35.5)</b>	South Florida	130 (28.1)		
		<b>TOTAL</b>	<b>1,997 (39.5)</b>		

## NCAA LEADERS

For the past four seasons, WKU has led the nation in at least a pair of statistical categories.

2012	2013	2014	2015
Antonio Andrews, APY	Antonio Andrews, APY	Brandon Doughty, Passing Yds	Brandon Doughty, Passing Yds
Quanterus Smith, Sacks PG	Jonathan Dowling, Force Fum.	Brandon Doughty, Passing TDs	Brandon Doughty, Passing TDs
			Brandon Doughty, Cmp. Pct.
			Garrett Schwettman, FG Pct.

## IN-SEASON BIRTHDAYS

A number of Hilltoppers will celebrate their birthdays over the course of the season. However, just one player, senior punter Joseph Occhipinti, will celebrate a birthday on game day. Fittingly enough, it is on Senior Day vs. North Texas.

IN-SEASON HILLTOPPER BIRTHDAYS			
<b>Sept. 5</b>	Kylen Towner (22)	<b>Oct. 21</b>	Shaquille Johnson (23)
<b>Sept. 23</b>	Leverick Johnson (23)	<b>Oct. 26</b>	Omarius Bryant (22)
<b>Sept. 27</b>	Nicholas Coffey (20)	<b>Oct. 27</b>	Devante Duclos (23)
<b>Oct. 2</b>	Tyler Camp (20)	<b>Oct. 28</b>	Devon Key (19)
<b>Oct. 5</b>	Kyle Fourtenbary (19)	<b>Nov. 1</b>	Cullen Reynolds (20)
<b>Oct. 12</b>	Joel Iyiegbuniwe (21)	<b>Nov. 8</b>	Blair Vaughan (23)
<b>Oct. 17</b>	Seth Joest (19)	<b>Nov. 12</b>	Joseph Occhipinti (22)
<b>Oct. 20</b>	Drell Greene (20)	<b>Nov. 15</b>	Marquez Trigg (21)
		<b>Nov. 17</b>	Tyler Witt (19)
		<b>Nov. 23</b>	Dennis Edwards (21)
		<b>Nov. 27</b>	Wesley Vollmer (20)
		<b>Nov. 29</b>	Alex Rinella (20)
		<b>Dec. 14</b>	Miles Pate (20)
		<b>Dec. 15</b>	Evan Sayner (21)
		<b>Dec. 18</b>	Chris Cotto (19)
		<b>Jan. 6</b>	Parker Howell (20)

## RETURNER START CHART

### OFFENSE

Player	2016	Streak	Career
Leon Allen, RB	-	-	14
Dennis Edwards, OL	1	2	13
Nacarius Fant, WR	1	2	2
D'Andre Ferby, RB	-	-	4
Max Halpin, OL	1	15	25
Shaquille Johnson, TE	1	1	1
Forrest Lamp, OL	1	40	40
Joe Manley, OL	-	-	1
Desmond Maxwell, TE	-	-	1
Nicholas Norris, WR	1	14	19
Brandon Ray, OL	1	28	28
Taywan Taylor, WR	1	2	20
Anthony Wales, RB	1	2	8
Mike White, QB	1	1	16
Darrell Williams, OL	1	26	28

### DEFENSE

Player	2016	Streak	Career
Joe Brown, DB	1	1	5
Keith Brown, LB	1	1	15
Omarius Bryant, DL	1	1	3
Devante Duclos, LB	-	-	1
Joel Iyiegbuniwe, LB	1	1	1
Chris Johnson, DL	1	1	1
Branden Leston, DB	1	13	21
T.J. McCollum, LB	1	15	15
Martavius Mims, DB	-	-	1
Derik Overstreet, DL	1	22	22
Tanner Reeves, DL	1	1	4
Kalvin Robinson, DL	-	-	2
DeAndre Simmons, DB	1	1	3
Marcus Ward, DB	1	22	30

### SPECIAL TEAMS

Player	2016	Streak	Career
Jake Collins, P	1	12	12
Nolan Dowling, LS	1	40	40
Ryan Nuss, PK	1	1	10
Joseph Occhipinti, P	-	-	18
Alex Rinella, KOS	1	1	1

## NFL HILLTOPPERS

WKU has nine former Hilltoppers currently in NFL programs, the most in program history.

Player	Team
Antonio Andrews, RB	Tennessee Titans
Brandon Doughty, QB	Miami Dolphins
Jonathan Dowling, DB*	Buffalo Bills
Jack Doyle, TE	Indianapolis Colts
George Fant, OT	Seattle Seahawks
Mitchell Henry, TE*	Green Bay Packers
Tyler Higbee, TE	Los Angeles Rams
Prince Charles Iworah, DB*	San Francisco 49ers
Bobby Rainey, RB	New York Giants

\* - Practice squad or injured reserve



## Need-to-Know RULE CHANGES

*Since 2011, the National Football Foundation has partnered with Rogers Redding, the national coordinator of College Football Officiating (CFO), to help generate awareness for the rule changes in college football through a series of regular columns distributed by the NFF. Here are the 2016 major rule changes as summarized by Redding:*

1. **Blocking Below the Waist:** Offensive players who are outside the tackle box at the snap, and those who leave the tackle box after the snap, may only block an opponent below the waist if the force of the initial contact is directly at the opponent's front. However, they may not block an opponent below the waist in a direction toward the original position of the ball unless the ball carrier has clearly crossed the line of scrimmage.
2. **Low Hits on the Passer:** This rule that protects the passer is clarified that the tackler may not legally make forcible contact against the passer at the knee or below, even if he is making a wrap-up tackle.
3. **Scrimmage Kick Formation:** Punts and field goal attempts are classified as scrimmage kicks, because they are made as part of a play from scrimmage. The rules for scrimmage plays require the offense to have at least five linemen wearing jerseys numbered between 50 and 79. However, if a team is in a scrimmage kick formation, they may replace some of those players by linemen wearing numbers outside the 50-79 range; these typically are "speed players," backs who are faster than the larger linemen and can get downfield faster to cover the kick.  
  
Because some teams were beginning to "game" the rules by running or passing the ball from this formation, the rules committee felt that it needed to tighten the requirements. Under the new rules, a scrimmage kick formation must have a player at least 10 yards behind the line of scrimmage (the likely punter) OR a potential kicker and potential holder at least seven yards deep. Another important part of the rule is that "it must be obvious that a kick will be attempted."
4. **Sliding Ball Carrier: Defenseless Player:** There are several situations where a player is considered "defenseless" for purposes of the targeting rule. Examples include a pass receiver who is concentrating on catching the ball and a kick-return man awaiting a punt. This year the committee added the ball carrier who has "obviously given himself up and is sliding feet-first."
5. **Starting the Clock Near the End of a Half:** The rules give the referee broad authority in stopping and starting the game clock or the play clock if he feels that a team is manipulating the clock to gain an advantage. Near the end of a half, the clock rules become increasingly important.  
  
Under most circumstances, if the game clock is stopped because of a penalty, it starts when the referee gives the "ready-for-play" signal after completing the penalty. This year, the committee passed a rule that takes effect inside two minutes in the half. This new rule requires that the clock be started on the snap if the team ahead in the score commits a foul. Under the current rule, the clock would be started on the ready-for-play signal, allowing the fouling team the chance to gain a time advantage by running perhaps 20 or more seconds off the game clock. The new rule prevents this.
6. **Targeting: An Expanded Role for Instant Replay:** By rule, every targeting foul is reviewed by the instant replay official. Up to this point, the replay official's role has been to verify whether the forcible contact was with the crown of the helmet or was struck at the head or neck area of a defenseless player. Now as part of the review, the replay official is directed to examine all elements of the ruling made by the official on the field, not only the location of the forcible contact. In addition, the replay official is empowered to "create" a foul if he sees an obvious and egregious targeting action that the officials on the field miss. Because the action is so dangerous and the ejection penalty so severe, the committee has made these changes to increase the probability that targeting fouls are correctly ruled and administered.
7. **Tripping the Ball Carrier:** For a number of years it has been illegal for a player to stick out his foot or leg to trip an opponent, but it was legal to do this to the ball carrier. Because of leg injuries to runners over the past couple years, the committee now has made it illegal to trip any opponent, including the ball carrier.
8. **Unsportsmanlike Conduct by a Coach:** For many years, NCAA football has had a rule wherein a player who commits two fouls for unsportsmanlike conduct is disqualified for the remainder of the game after the second foul. Starting in 2016, the rule will be that a coach who commits two fouls for unsportsmanlike conduct will be disqualified from the game. He must leave the playing field before the ball is next put into play, and he must remain out of view of the playing field for the remainder of the game.

# 2016 HILLTOPPERS

NUMERICAL ROSTER		No.	NAME	POS.	HT	WT	CL	HOMETOWN/LAST SCHOOL
		33	Leon Allen	RB	6-0	235	r-Sr.-3L	Bradenton, Fla. (Manatee)
		78	Nick Allen	OL	6-6	300	r-So.-TR	Belleville, Ill. (Belleville West/UT-Martin)
1	Nacarius Fant	3	Quinton Baker	RB	5-10	195	Fr.-HS	Ashland, Ky. (Ashland Blazer)
1	Drew O'Bryan	54	Daeshawn Bertram	LB	5-11	225	r-Jr.-2L	Louisville, Ky. (Trinity)
2	Keith Brown	7	Joe Brown	DB	5-10	195	Jr.-2L	Louisville, Ky. (Butler)
2	Taywan Taylor	12	Keith Brown	LB	6-1	240	GS-TR	Miami, Fla. (Miami Norland/Louisville)
3	Quinton Baker	17	Stephon Brown	WR	5-9	190	r-Sr.-1L	Atlanta, Ga. (Henry County)
3	Chris Johnson	9	Omarius Bryant	DL	6-3	310	Sr.-1L	Byram, Miss. (Terry/Southwest MS CC)
4	Drew Eckels	13	Will Bush	WR	5-11	195	r-So.-1L	Louisville, Ky. (Ballard)
4	Joel Iyiegboniwe	46	Demetrius Cain	LB	6-1	230	Fr.-HS	Princeton, Ky. (Caldwell County)
5	Jason Johnson	55	Tyler Camp	OL	6-3	305	r-Fr.-RS	Forsyth, Ga. (Mary Persons)
5	Marquez Trigg	35	Nicholas Coffey	DL	6-4	270	r-Fr.-RS	Dunnville, Ky. (Russell County)
6	T.J. McCollum	86	Josh Cole	K	6-0	200	So.-JC	Bellaire, Texas (Bellaire/Nassau CC)
6	Devin Nixon	49	Jake Collins	P/K	6-1	200	r-So.-1L	Louisville, Ky. (St. Xavier)
7	Joe Brown	83	Chris Cotto	WR	5-11	190	Fr.-HS	Hallandale, Fla. (Hallandale)
7	Tyler Ferguson	38	Tacorian Darden	DB	5-10	185	r-Fr.-RS	Russellville, Ky. (Russellville)
8	Marcus Ward	53	Jeremy Darvin	DL	6-1	295	Fr.-HS	Nashville, Tenn. (Father Ryan)
9	Omarius Bryant	34	Drew Davis	LB	6-1	225	Sr.-3L	Madison, Ala. (Bob Jones)
9	Nelson Fishback	12	Nick Dawson-Brents	DL	6-3	275	GS-TR	Charlotte, N.C. (Phillip O'Berry/Louisville)
9	Xavier Lane	87	Stevie Donatell	TE	6-6	235	GS-TR	Lone Tree, Colo. (Highlands/Wake Forest)
10	Steven Duncan	47	Nolan Dowling	LS	6-0	230	r-Sr.-3L	Belleville, Ill. (Belleville East)
10	Devon Key	24	Devante Duclos	DL	6-1	240	Sr.-3L	Miami, Fla. (Miami Central)
11	Lucky Jackson	10	Steven Duncan	QB	6-5	230	Fr.-HS	Summerville, S.C. (Ashley Ridge)
11	Tanner Reeves	4	Drew Eckels	QB	6-4	210	r-So.-RS	Daytona, Fla. (Warner Christian Aca.)
12	Nick Dawson-Brents	64	Dennis Edwards	OL	6-1	305	r-So.-1L	Snellville, Ga. (South Gwinnett)
13	Will Bush	1	Nacarius Fant	WR	5-9	185	Jr.-2L	Bowling Green, Ky. (Bowling Green)
14	Juwan Gardner	22	DeAndre Farris	DB	5-10	190	r-So.-1L	Shelbyville, Ky. (Collins)
14	Mike White	32	D'Andre Ferby	RB	6-1	240	r-So.-1L	Nashville, Tenn. (Ensworth)
15	Nicholas Norris	60	Dylan Ferguson	DL	6-2	300	r-So.-SQ	Mount Washington, Ky. (Bullitt East)
15	Joseph Occhipinti	7	Tyler Ferguson	QB	6-4	225	GS-TR	Bakersfield, Calif. (Ridgeview/Louisville)
16	Quin Jernighan	9	Nelson Fishback	QB	6-2	215	r-Sr.-2L	Oroville, Calif. (Durham/Butte CC)
17	Stephon Brown	42	Kyle Fourtenbary	TE	6-4	225	Fr.-HS	Opelika, Ala. (Opelika)
18	Shaquille Johnson	14	Juwan Gardner	DB	6-1	205	r-Jr.-1L	Louisville, Ky. (DuPont Manual)
18	Cecil Stallings	21	Jordon Gonzalez	DB	6-0	180	r-Fr.-RS	Louisville, Ky. (DuPont Manual)
19	Deon Yelder	28	Drell Greene	DB	6-1	200	So.-1L	Alma, Ga. (Bacon County)
20	Nathan Roush	70	Max Halpin	OL	6-3	295	r-Sr.-3L	Fort Mitchell, Ky. (Covington Catholic)
20	Anthony Wales	77	Hunter Holland	OL	6-2	290	r-Fr.-RS	Buford, Ga. (Buford)
21	Jordon Gonzalez	44	Ben Holt	RB	5-11	220	r-Fr.-RS	Bowling Green, Ky. (Bowling Green)
22	DeAndre Farris	99	Ty'Ron Horton	DL	6-3	280	r-Fr.-RS	Louisville, Ky. (DuPont Manual)
23	DeAndre Simmons	68	Parker Howell	OL	6-5	285	r-Fr.-RS	Nashville, Tenn. (Christ Presbyterian Aca.)
24	Devante Duclos	4	Joel Iyiegboniwe	LB	6-2	225	r-So.-1L	Bowling Green, Ky. (South Warren)
25	Omar Stover	36	AJ Jackson	DB	5-11	175	r-Fr.-RS	Louisville, Ky. (Seneca)
26	Masai Whyte	49	Canon Jackson	LB	6-2	210	r-Fr.-RS	Louisville, Ky. (Trinity)
27	Devon Wharton	11	Lucky Jackson	WR	6-1	185	r-Fr.-RS	Lexington, Ky. (Lafayette)
28	Martavius Mims	16	Quin Jernighan	WR	6-3	205	r-Fr.-RS	LaVergne, Tenn. (LaVergne)
29	Leverick Johnson	67	Seth Joest	OL	6-3	290	Fr.-HS	Versailles, Ky. (Woodford County)
30	Gaej Walker	5	Jason Johnson	DB	6-0	205	r-Fr.-RS	Pahokee, Fla. (Pahokee)
31	Branden Leston	29	Leverick Johnson	DB	6-1	185	Jr.-2L	Miami, Fla. (Northwestern)
32	D'Andre Ferby	3	Chris Johnson	DL	6-2	290	Jr.-JC	Gulfport, Miss. (Gulfport/Mississippi Gulf Coast CC)
33	Leon Allen	18	Shaquille Johnson	TE	6-4	235	Sr.-3L	Lake City, Fla. (Columbia)
34	Drew Davis	91	Trae Jones	DL	6-1	280	r-Jr.-1L	Cusseta, Ga. (Chattahoochee County)
35	Nicholas Coffey	10	Devon Key	DB	6-1	195	Fr.-HS	Lexington, Ky. (Bryan Station)
36	AJ Jackson	76	Forrest Lamp	OL	6-4	300	r-Sr.-3L	Venice, Fla. (Venice)
37	Ryan Nuss	9	Xavier Lane	WR	6-4	200	Fr.-HS	Montgomery, Ala. (Carver)
38	Tacorian Darden	31	Branden Leston	DB	6-3	205	r-Sr.-2L	Clearwater, Fla. (Clearwater/Presbyterian)
39	Alex Rinella	96	Julien Lewis	DL	6-3	300	r-So.-SQ	Madison, Ala. (Bob Jones)
40	Anthony Robinson	55	Jalen Madden	DL	6-2	325	Fr.-HS	Tuscaloosa, Ala. (Northridge)
		79	Joe Manley	OL	6-6	315	r-Sr.-2L	Bowling Green, Ky. (Bowling Green/Louisville)
		89	Desmond Maxwell	TE	6-2	250	r-Sr.-1L	Louisville, Ky. (Pleasure Ridge Park/Georgetown Coll.)
		6	T.J. McCollum	LB	6-3	240	r-Jr.-1L	Birmingham, Ala. (Clay-Chalkville/UAB)
		61	Jordan Meredith	OL	6-2	290	Fr.-HS	Bowling Green, Ky. (Bowling Green)
		27	Martavius Mims	DB	6-1	205	r-So.-1L	Muscle Shoals, Ala. (Muscle Shoals)
		50	Der'Quione Mobley	LB	6-1	230	r-So.-SQ	Louisville, Ky. (Central)
		94	Jared Nash	LS	5-11	230	So.-JC	Fort Myers, Fla. (Fort Myers/Saddleback Coll.)
		6	Devin Nixon	WR	6-0	190	r-Fr.-RS	Melbourne, Fla. (Viera)
		69	Matt Nord	OL	6-6	310	r-Jr.-2L	Louisville, Ky. (DeSales)
		15	Nicholas Norris	WR	5-9	175	Sr.-3L	Miami, Fla. (Booker T. Washington)

## 2016 HILLTOPPERS

No.	NAME	POS.	HT	WT	CL	HOMETOWN/LAST SCHOOL
37	Ryan Nuss	K	5-10	190	r-So.-1L	Fairfield, Ohio (Fairfield/East Tennessee)
1	Drew O'Bryan	LB	6-2	230	Fr.-HS	Ashland, Ky. (Ashland Blazer)
45	Tyler Obee	LB	6-0	200	Fr.-HS	Flossmoore, Ill. (Homewood-Flossmoor)
15	Joseph Occhipinti	P	6-3	190	Sr.-3L	Nashville, Tenn. (Hillsboro)
42	Derik Overstreet	DL	6-2	255	Jr.-2L	Paducah, Ky. (Paducah Tilghman)
63	Miles Pate	OL	6-3	300	r-Fr.-RS	Suwannee, Ga. (Peachtree Ridge)
82	Jahcour Pearson	WR	5-9	180	Fr.-HS	Pembroke Pines, Fla. (Flanagan)
80	Kameron Peeler	WR	5-10	180	Fr.-HS	Clarksville, Tenn. (Northeast)
58	DeVon Quincy	LB	6-1	230	Fr.-HS	Lexington, Ky. (Lafayette)
52	Adam Raschilla	OL	6-5	310	Fr.-HS	Northport, Ala. (Tuscaloosa County)
51	Brandon Ray	OL	6-2	285	r-Jr.-2L	Madison, Ala. (Bob Jones)
11	Tanner Reeves	DL	6-4	255	r-Jr.-2L	Lakeland, Fla. (George W. Jenkins)
52	Chris Rehak	DL	6-2	305	r-Fr.-RS	Columbus, Ga. (Pacelli)
73	Cullen Reynolds	OL	6-5	310	r-Fr.-RS	Madisonville, Ky. (Madisonville-North Hopkins)
39	Alex Rinella	K	6-1	220	r-Fr.-RS	Johnson City, Tenn. (Science Hill)
40	Anthony Robinson	DL	6-3	230	Fr.-HS	Frankfort, Ky. (Frankfort)
48	Kalvin Robinson	DL	6-5	250	Sr.-3L	Birmingham, Ala. (Vestavia Hills)
20	Nathan Roush	DB	6-2	190	r-So.-1L	Louisville, Ky. (DeSales)
56	Evan Sayner	DL	6-3	290	r-So.-1L	Paducah, Ky. (McCracken County)
71	R.J. Scaife	OL	6-5	285	r-Fr.-RS	Dade City, Fla. (Pasco)
88	Skyler Simcox	K	6-0	175	So.-TR	Abingdon, Va. (Abingdon/Emory & Henry)
23	DeAndre Simmons	DB	5-11	195	r-Jr.-2L	Royal Palm Beach, Fla. (Royal Palm Beach)
75	Jimmie Sims	OL	6-5	290	r-Jr.-2L	New Orleans, La. (McDonogh 35)
59	Jarrett Sippola	LB	6-0	200	r-Fr.-RS	Carrollton, Ga. (Carrollton)
18	Cecil Stallings	DL	6-4	220	Fr.-HS	Tucker, Ga. (Tucker)
25	Omar Stover	RB	6-0	205	r-Jr.-SQ	Bolingbrook, Ill. (Bolingbrook/Wyoming)
2	Taywan Taylor	WR	6-1	195	Sr.-3L	Louisville, Ky. (Pleasure Ridge Park)
90	Jack Thompson	DL	6-2	235	r-Fr.-RS	Edmonton, Ky. (Metcalfe County)
81	Kylen Towner	WR	5-8	175	r-Jr.-2L	Mobile, Ala. (St. Paul's Episcopal)
5	Marquez Trigg	RB	6-0	220	r-Fr.-RS	Glasgow, Ky. (Glasgow)
65	Nick True	TE	6-5	265	r-So.-SQ	Fort Thomas, Ky. (Highlands)
41	Blair Vaughan	RB	6-1	225	r-Sr.-3L	Clearwater, Fla. (Central Catholic)
84	Wesley Vollmer	TE	6-4	220	r-Fr.-RS	Clearwater, Fla. (Calvary Christian)
20	Anthony Wales	RB	5-10	195	r-Sr.-3L	Louisville, Ky. (Central)
30	Gaej Walker	DB	6-0	180	Fr.-HS	Gibsonton, Fla. (East Bay)
8	Marcus Ward	DB	6-3	210	Sr.-3L	Birmingham, Ala. (Vestavia Hills)
26	Devon Wharton	DB	6-3	215	Fr.-HS	Hopkinsville, Ky. (Christian County)
14	Mike White	QB	6-4	215	r-Jr.-RS	Fort Lauderdale, Fla. (University/USF)
25	Masai Whyte	LB	6-0	220	r-So.-1L	Shelbyville, Ky. (Collins)
95	Heath Wiggins	DL	6-2	270	r-Fr.-RS	Mayfield, Ky. (Graves County)
62	Darrell Williams Jr.	OL	6-6	310	r-Sr.-3L	Dublin, Ga. (West Laurens)
74	Tyler Witt	OL	6-2	295	Fr.-HS	Joliet, Ill. (Joliet Catholic Aca.)
19	Deon Yelder	TE	6-4	240	r-Jr.-1L	Louisville, Ky. (Southern)

## WHAT RETURNS...

Rushing Yards	92.3%
Passing Yards	3%
Receiving Yards	56.6%
Punt Return Yards	100%
Kick Return Yards	94.2%
Interceptions	41.2%
Scoring	51.9%
Total Offense	30.8%
All-Purpose Yards	69.5%
Field Goals	0%
Punting Yards	100%
Tackles	61.7%
Tackles for Loss	58.4%
Sacks	50.0%
Fumbles Recovered	28.6%
Fumbles Forced	41.7%

## Offensive Starts Returning

OL Forrest Lamp	39
OL Brandon Ray	27
OL Darrell Williams, Jr.	27
OL Max Halpin	24
WR Taywan Taylor	19
RB Leon Allen	14
OL Dennis Edwards	13
WR Nicholas Norris	18
RB Anthony Wales	7
RB D'Andre Ferby	4
WR Nacarius Fant	1
QB Nelson Fishback	1
OL Joe Manley	1
TE Desmond Maxwell	1

## Defensive Starts Returning

DB Marcus Ward	29
DL Derik Overstreet	21
DB Brandon Leston	20
LB T.J. McCollum	14
DB Joe Brown	4
DL Tanner Reeves	3
DL Omarius Bryant	2
DL Calvin Robinson	2
DB DeAndre Simmons	2
DL Devante Duclos	1
DB Martavius Mims	1

## Specialist Starts Returning

LS Nolan Dowling	39
P Joseph Occhipinti	15
P Jake Collins	11

## Offensive Starts Lost

QB Brandon Doughty	38
WR Jared Dangerfield	26
TE Tim Gorski	18
WR Antwane Grant	18
TE Tyler Higbee	16

## Defensive Starts Lost

DL Gavin Rocker	39
DL Jontavious Morris	32
LB Nick Holt	27
DB P. Charles Iworah	27
DL Bryan Shorter	25
LB Dejon Brown	20
DL Devante Terrell	17
DB Wonderful Terry	11
LB Nick Newton	7
DL Ge'Monee Brown	4
DB Forrest Coleman	2

## Specialist Starts Lost

K Garrett Schwettman	51
----------------------	----

## NUMERICAL ROSTER

41	Blair Vaughan	RB
42	Kyle Fourtenbary	TE
42	Derik Overstreet	DL
44	Ben Holt	RB
45	Tyler Obee	LB
46	Demetrius Cain	LB
47	Nolan Dowling	LS
48	Kalvin Robinson	DL
49	Jake Collins	P/K
49	Canon Jackson	LB
50	Der'Quione Mobley	LB
51	Brandon Ray	OL
52	Adam Raschilla	OL
52	Chris Rehak	DL
53	Jeremy Darvin	DL
54	Daeshawn Bertram	LB
55	Tyler Camp	OL
55	Jalen Madden	DL
56	Evan Sayner	DL
58	DeVon Quincy	LB
59	Jarrett Sippola	LB
60	Dylan Ferguson	DL
61	Jordan Meredith	OL
62	Darrell Williams Jr.	OL
63	Miles Pate	OL
64	Dennis Edwards	OL
65	Nick True	OL
67	Seth Joest	OL
68	Parker Howell	OL
69	Matt Nord	OL
70	Max Halpin	OL
71	R.J. Scaife	OL
73	Cullen Reynolds	OL
74	Tyler Witt	OL
75	Jimmie Sims	OL
76	Forrest Lamp	OL
77	Hunter Holland	OL
78	Nick Allen	OL
79	Joe Manley	OL
80	Kameron Peeler	WR
81	Kylen Towner	WR
82	Jahcour Pearson	WR
83	Chris Cotto	WR
84	Wesley Vollmer	TE
86	Josh Cole	K
87	Stevie Donatell	TE
88	Skyler Simcox	K
89	Desmond Maxwell	TE
90	Jack Thompson	DL
91	Trae Jones	DL
94	Jared Nash	LS
95	Heath Wiggins	DL
96	Julien Lewis	DL
99	Ty'Ron Horton	DL



# Experience **BREAKDOWN**

## RETURNING LETTERWINNERS (52)

### OFFENSE (24)

#### Quarterbacks (2)

Nelson Fishback  
Mike White (TR)

#### Running Backs (4)

Leon Allen  
D'Andre Ferby  
Blair Vaughan  
Anthony Wales  
Stevie Donatell (TR)  
Shaquille Johnson  
Desmond Maxwell  
Deon Yelder

#### Tight Ends (4)

#### Wide Receivers (6)

Stephon Brown  
Will Bush  
Nacarius Fant  
Nicholas Norris  
Taywan Taylor  
Kylan Townner

#### Offensive Line (8)

Dennis Edwards  
Max Halpin  
Forrest Lamp  
Joe Manley  
Matt Nord  
Brandon Ray  
Jimmie Sims  
Darrell Williams, Jr.

### DEFENSE (24)

#### Defensive Line (8)

Omarus Bryant  
Nick Dawson-Brents (TR)  
Devante Duclos  
Trae Jones  
Derik Overstreet  
Tanner Reeves  
Kalvin Robinson  
Evan Sayner

#### Linebackers (6)

Daeshawn Bertram  
Keith Brown (TR)  
Drew Davis  
Joel Iyiegbuniwe  
T.J. McCollum  
Masai Whyte

#### Secondary (10)

Joe Brown  
DeAndre Farris  
Juwan Gardner  
Drell Greene  
Leverick Johnson  
Branden Leston  
Martavius Mims  
Nathan Roush  
De'Andre Simmons  
Marcus Ward

### SPECIALISTS (4)

Nolan Dowling, LS  
Joseph Occhipinti, P  
Jake Collins, P  
Ryan Nuss, KOS

## RETURNING CAREER CONSECUTIVE AND TOTAL STARTS

OFFENSE/SPEC	Yr.	Total		Consec.		---Starts by Year---			
		Starts	Starts	Starts	Starts	2016	2015	2014	2013
Nolan Dowling, LS	Sr.	40	40	1	14	13	12		
Forrest Lamp, OL	Sr.	40	40	1	14	13	12		
Brandon Ray, OL	Jr.	28	28	1	14	13	0		
Darrell Williams, Jr., OL	Sr.	28	25	1	14	10	3		
Max Halpin, OL	Sr.	25	15	1	14	3	7		
Taywan Taylor, WR	Sr.	20	1	1	5	7	7		
Nicholas Norris, WR	Sr.	19	14	1	13	0	5		
Joseph Occhipinti, P	Sr.	18	-	0	3	13	2		
Mike White, QB*	Jr.	16	1	1	0	10	5		
Leon Allen, RB	Sr.	14	-	0	2	11	1		
Dennis Edwards, OL	So.	14	13	1	13	0	0		
Jake Collins, P	So.	12	12	1	11	0	0		
Anthony Wales, RB	Sr.	8	2	1	5	2	0		
D'Andre Ferby, RB	So.	4	-	0	4	0	0		
Nacarius Fant, WR	Jr.	2	1	1	1	0	0		
Shaquille Johnson, TE	Sr.	1	1	1	0	0	0		
Ryan Nuss, PK	So.	1	1	1	0	0	0		
Alex Rinella, KOS	Fr.	1	1	1	0	0	0		
Joe Manley, OL	Sr.	1	-	0	1	0	0		
Desmond Maxwell, TE	Sr.	1	-	0	1	0	0		
Nelson Fishback, QB	Sr.	1	-	0	0	0	1		

### DEFENSE

	Yr.	Total		Consec.		---Starts by Year---			
		Starts	Starts	Starts	Starts	2016	2015	2014	2013
Marcus Ward, DB	Sr.	30	22	1	14	12	3		
Derik Overstreet, DL	Jr.	22	22	1	14	7	0		
Branden Leston, DB	Sr.	21	13	1	13	7	0		
T.J. McCollum, LB	Jr.	15	15	1	14	0	0		
Keith Brown, LB*&	Sr.	14	1	1	8	0	0		
Joe Brown, DB	Jr.	5	1	1	4	0	0		
Tanner Reeves, DL	Jr.	4	1	1	0	3	0		
Omarus Bryant, DL	Sr.	3	1	1	2	0	0		
DeAndre Simmons, DB	Jr.	3	1	1	2	0	0		
Kalvin Robinson, DL	Sr.	2	-	0	0	0	2		
Chris Johnson, DL	Jr.	1	1	1	0	0	0		
Joel Iyiegbuniwe, LB	So.	1	1	1	0	0	0		
Martavius Mims, DB	So.	1	-	0	1	0	0		
Devante Duclos, DL	Sr.	1	-	0	0	0	1		

\* - Starts prior to 2016 came at previous school

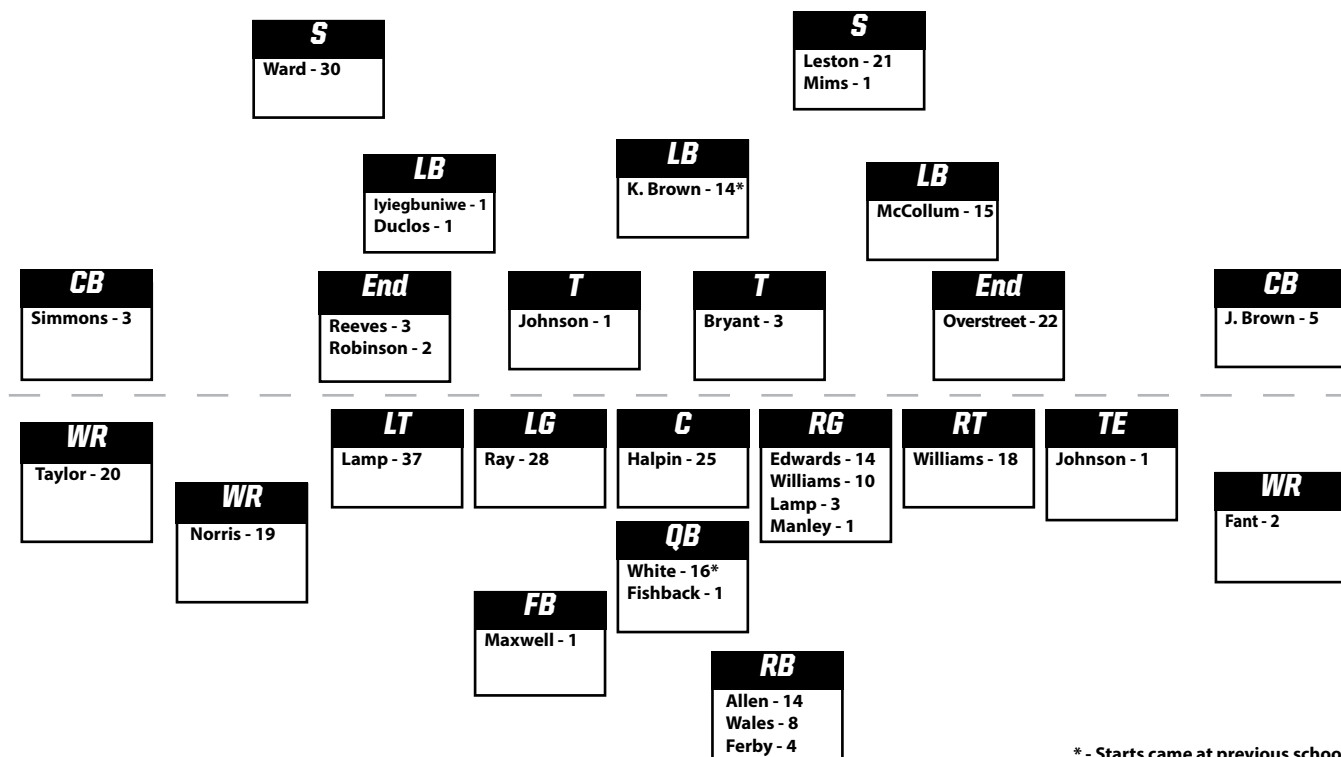
& - K. Brown had five starts in 2012 at Louisville

## GAME OPENING DRIVES

-----WKU-----					-----OPP-----			
	Plays	Yds.	TOP	Result	Plays	Yds.	TOP	Result
Rice	7	19	2:41	TOD	4	-25	1:36	Safety
at Alabama								
at Miami (OH)								
Vanderbilt								
Houston Bap.								
at LA Tech								
at MT								
ODU								
at FAU								
FIU								
North Texas								
at Marshall								

## SECOND HALF OPENING DRIVES

-----WKU-----					-----OPP-----			
	Plays	Yds.	TOP	Result	Plays	Yds.	TOP	Result
Rice	9	76	4:36	Field Goal	5	25	2:44	Punt
at Alabama								
at Miami (OH)								
Vanderbilt								
Houston Bap.								
at LA Tech								
at MT								
ODU								
at FAU								
FIU								
North Texas								
at Marshall								



\* - Starts came at previous school

**OFFENSIVE GAME-BY-GAME STARTERS**

OPPONENT	WR	WR	WR	LT	LG	C	RG	RT	TE	QB	RB
Rice	Taylor	Norris	Fant	Lamp	Ray	Halpin	Edwards	Williams	Johnson	White	Wales
Alabama											
Miami (OH)											
Vanderbilt											
Houston Baptist											
Louisiana Tech											
Middle Tennessee											
Old Dominion											
Florida Atlantic											
FIU											
North Texas											
Marshall											

**DEFENSIVE GAME-BY-GAME STARTERS**

OPPONENT	END	T	T	END	LB	LB	CB	S	S	CB	LB/NK
Rice	Reeves	Johnson	Bryant	Overstreet	Brown	McCollum	Brown	Ward	Leston	Simmons	Iyiegbuniwe
Alabama											
Miami (OH)											
Vanderbilt											
Houston Baptist											
Louisiana Tech											
Middle Tennessee											
Old Dominion											
Florida Atlantic											
FIU											
North Texas											
Marshall											

# Explosive **PLAYS**

Yds	Type	Player	Opp.	Qtr.
87*	Pass	White to Norris	Rice	1
54	Pass	White to L. Jackson	Rice	2
45	Pass	White to Taylor	Rice	1
44	Pass	White to Taylor	Rice	2
40	Pass	White to Taylor	Rice	3
39	Rush	Quinton Baker	Rice	4
35	Pass	White to S. Johnson	Rice	1
35	Pass	T. Ferguson to Bush	Rice	4
27	Pass	White to Taylor	Rice	3
26	Pass	White to Wales	Rice	2

\* indicates a touchdown scoring play

## WKU'S 20-PLUS YARDS PLAYS

### BY PLAY (TOUCHDOWNS)

Pass	9 (1)
Kickoff Return	2 (0)
Rush	1 (0)
<b>TOTALS</b>	<b>12 (1)</b>

### BY GAME

Rice	12 (1)
at Alabama	
at Miami (Ohio)	
Vanderbilt	
Houston Baptist	
at Louisiana Tech	
at Middle Tennessee	
Old Dominion	
at Florida Atlantic	
FIU	
North Texas	
at Marshall	

### BY QUARTER

1st	4
2nd	3
3rd	3
4th	2
OT	0

### PASSING

Mike White	8 (1)
Tyler Ferguson	1 (0)

### RECEIVING

Taywan Taylor	4 (0)
Nicholas Norris	1 (1)
Lucky Jackson	1 (0)
Shaquille Johnson	1 (0)
Will Bush	1 (0)
Anthony Wales	1 (0)

### RUSHING

Quinton Baker	1 (0)
---------------	-------

### RETURNING

Kylen Towner	2 (0)
--------------	-------

## GAME-BY-GAME NOTABLES

Opponent	Captains	Coin Toss	Kick/Receive	1st Poss.	Game Time	Game Length	Jerseys	Pants	Result
Rice	Davis, Lamp, Wales, Ward	Loss	Kick	TO/Downs	7:06 p.m. CT	3:33	Red	Black	W, 46-14
at Alabama									
at Miami (Ohio)									
Vanderbilt									
Houston Baptist									
at Louisiana Tech									
at Middle Tennessee									
Old Dominion									
at Florida Atlantic									
FIU									
North Texas									
at Marshall									



# Play BREAKDOWN

## TURNOVERS

Opponent	Forced by WKU		Tot	Pts Off	Pts. Off Margin	Forced by Opponent		Tot	Pts Off
	Fum	INT				Fum	INT		
Rice	0	2	2	7	7	0	0	0	0
at Alabama									
at Miami (Ohio)									
Vanderbilt									
Houston Baptist									
at Louisiana Tech									
at Middle Tennessee									
Old Dominion									
at Florida Atlantic									
FIU									
North Texas									
at Marshall									
TOTAL	0	2	2	7	+7	0	0	0	0

## WKU BIG PLAYS

Opponent	Rushing				Passing				Special Teams		Defensive Plays	
	15-19	20-29	30-39	40+	20-29	30-39	40-49	50+	Block	Ret. TD	INT	TD
Rice	1	0	1	0	2	2	3	2	0	0	2	0
at Alabama												
at Miami (Ohio)												
Vanderbilt												
Houston Baptist												
at Louisiana Tech												
at Middle Tennessee												
Old Dominion												
at Florida Atlantic												
FIU												
North Texas												
at Marshall												
TOTAL	1	0	1	0	2	2	3	2	0	0	2	0

## OPPONENT BIG PLAYS

Opponent	Rushing				Passing				Special Teams		Defensive Plays	
	15-19	20-29	30-39	40+	20-29	30-39	40-49	50+	Block	Ret. TD	INT	TD
Rice	0	2	0	0	2	0	0	0	0	0	0	0
at Alabama												
at Miami (Ohio)												
Vanderbilt												
Houston Baptist												
at Louisiana Tech												
at Middle Tennessee												
Old Dominion												
at Florida Atlantic												
FIU												
North Texas												
at Marshall												
TOTAL	0	2	0	0	2	0	0	0	0	0	0	0

## SCORING DRIVES

Opponent	No.	Plays	Yards	Time	TD Drives	Plays	Yards	Time	< 2:00
Rice	8	5.75	64.1	2:38	5	4.8	65.8	2:03	2
at Alabama									
at Miami (Ohio)									
Vanderbilt									
Houston Baptist									
at Louisiana Tech									
at Middle Tennessee									
Old Dominion									
at Florida Atlantic									
FIU									
North Texas									
at Marshall									
AVERAGE	8	5.75	64.1	2.38	5	4.8	65.8	2:03	2

# Last TIME

## WKU TEAM

<b>Scored 80+ points:</b>	(87) vs. West Virginia Tech (0), 9/8/07
<b>Scored 70+ points:</b>	(87) vs. West Virginia Tech (0), 9/8/07
<b>Scored 60-69 points:</b>	(63) at FIU (7), 11/21/15
<b>Scored 50-59 points:</b>	(55) at Old Dominion (30), 10/31/15
<b>Scored 40-49 points:</b>	(46) vs. Rice (14), 9/1/16
<b>Won as a ranked team:</b>	(No. 25) vs. South Florida, 12/21/15
<b>Defeated a ranked opponent:</b>	at No. 19 Marshall, 11/28/14
<b>Defeated a ranked opponent on the road:</b>	at No. 19 Marshall, 11/28/14
<b>Shutout an opponent:</b>	(20-0) at Florida Atlantic, 10/15/11
<b>Had consecutive shutouts:</b>	(22-0) vs. Southern Illinois, 11/18/00; (27-0) vs. Florida A&M, 11/25/00
<b>Did not allow a touchdown:</b>	(14-6) at Florida International, 10/27/12
<b>Was shutout:</b>	(0-35) at Alabama, 9/8/12
<b>600+ yards of total offense:</b>	(649) vs. Rice, 9/1/16
<b>500-599 yards total offense:</b>	(521) Southern Miss, 12/5/15
<b>400-499 yards total offense:</b>	(477) at FIU, 11/21/15
<b>90+ total plays:</b>	(102) at Middle Tennessee, 9/13/14
<b>80+ total plays:</b>	(88) Southern Miss, 12/5/15
<b>30+ first downs:</b>	(31) Marshall, 11/27/15
<b>500+ yards rushing:</b>	(551) vs. Tennessee-Martin, 9/9/00
<b>400+ yards rushing:</b>	(451) vs. West Virginia Tech, 9/1/05
<b>300+ yards rushing:</b>	(383) vs. Army, 11/15/14
<b>60+ rushing attempts:</b>	(64) vs. Troy, 11/26/11
<b>50+ rushing attempts:</b>	(51) at Louisiana-Lafayette, 11/17/12
<b>5+ rushing touchdowns:</b>	(5) at FIU, 11/21/15
<b>4+ rushing touchdowns:</b>	(4) at Old Dominion, 10/31/15
<b>500+ yards passing</b>	(552) vs. Rice, 9/1/16
<b>400-499 yards passing</b>	(461) vs. South Florida, 12/21/15
<b>300-399 yards passing:</b>	(370) Marshall, 11/27/15
<b>250-299 yards passing:</b>	(287) FAU, 11/7/15
<b>60+ pass attempts:</b>	(61) at No. 5 LSU, 10/24/15
<b>50-59 pass attempts:</b>	(52) Southern Miss, 12/5/15
<b>40+ pass completions:</b>	(43) at Middle Tennessee, 9/13/14
<b>30-39 pass completions:</b>	(32) vs. South Florida, 12/21/15
<b>6+ touchdown passes:</b>	(6) vs. Middle Tennessee, 10/10/15
<b>5 touchdown passes:</b>	(5) Marshall, 11/27/15
<b>5+ fumbles:</b>	(5) at Troy, 10/11/12 (2 lost)
<b>No turnovers:</b>	vs. Rice, 9/1/16
<b>5+ turnovers:</b>	(7) vs. Tennessee, 9/7/13
<b>100 yard rusher and 100 yard receiver:</b>	vs. South Florida, 12/21/15 (RUSH: Anthony Wales - 105; REC: Taywan Taylor - 104, Nicholas Norris - 120)
<b>Two 100-yard+ rushers:</b>	vs. Southern Miss, 9/22/12 (Antonio Andrews - 136; Leon Allen - 132)
<b>Three 100-yard+ rushers:</b>	vs. Southern Illinois, 11/7/98 (Jammie Kyle - 113; Donte Pimpleton - 111; DeWayne Gallishaw - 108)
<b>Two 100-yard receivers:</b>	vs. Rice, 9/1/16 (Nicholas Norris - 147, Taywan Taylor - 165)
<b>Returned a kickoff for TD:</b>	vs. LA Tech, 9/10/15 (Kylan Towner - 98 yds)
<b>Returned a punt for TD:</b>	vs. Austin Peay, 9/1/12 (Antonio Andrews - 70 yds)
<b>Returned an interception for a TD:</b>	at FIU, 11/21/15 (W. Terry - 92 yds)
<b>Returned a fumble for a TD:</b>	at Illinois, 9/6/14 (W. Terry - 95 yds)
<b>Returned a blocked punt for a TD:</b>	vs. MT, 11/20/10 (Derrius Brooks - 0 yds)
<b>Returned a blocked FG for a TD:</b>	vs. Morgan St., 9/21/13 (J. Dowling - 70 yds)
<b>Had 2+ defensive touchdowns:</b>	at Louisiana-Lafayette, 10/23/10 Fumble Return (Jamarcus Allen - 69 yds); Interception Return (Derrius Brooks - 62 yds)
<b>Blocked a punt:</b>	at Tennessee, 9/7/13 (Tyler Higbee)
<b>Blocked two punts:</b>	vs. Middle Tennessee, 11/20/10 (Bar'ee Boyd - 2)

<b>Blocked a field goal:</b>	vs. Morgan State, 9/21/13 (Tyree Robinson)
<b>Blocked a PAT:</b>	vs. Middle Tennessee, 10/6/11 (Jared Clendenin)
<b>Missed a PAT:</b>	at No. 5 LSU, 10/24/15 (Garrett Schwettman)
<b>Had a punt blocked:</b>	vs. CMU, 12/26/12 (Blocked by A. Cunningham)
<b>Had a field goal blocked:</b>	at Indiana, 9/19/15 (Blocked by N. Mangieri)
<b>Had a PAT Blocked:</b>	vs UAB, 10/4/14
<b>Held an opponent to less than 10 first downs:</b>	(7) vs. Austin Peay, 9/1/12
<b>Intercepted 4+ passes:</b>	(4) at Marshall, 11/28/14
<b>Intercepted 3+ passes:</b>	(3) Southern Miss, 12/5/15
<b>Held an opponent to less than 300 yards:</b>	(291) Rice, 9/1/16
<b>Held an opponent to less than 200 yards:</b>	(168) at FIU, 11/21/15
<b>Held an opponent to less than 100 yards:</b>	(15) vs. West Virginia Tech, 9/8/07
<b>Scored a safety:</b>	vs. Rice, 9/1/16 (Team)
<b>Scored a 2-point conversion:</b>	vs. LA Tech, 9/10/15 (Doughty to Ferby)

## A HILLTOPPER PLAYER...

<b>Had 400+ yards total offense in a game:</b>	(517) Mike White, Rice, 9/1/16 (517 passing, 0 rushing)
<b>Scored 4+ TDs in a game:</b>	(4) Anthony Wales at ODU, 10/31/15 (4 rush)
<b>Scored 3 TDs in a game:</b>	D'Andre Ferby at FIU, 11/21/15 (3 rush)
<b>Rushed 40+ times in a game:</b>	(43) Bobby Rainey, Troy, 11/26/11
<b>Rushed 30+ times in a game:</b>	(33) Leon Allen at Marshall, 11/28/14
<b>Rushed for 300+ yards in a game:</b>	(345) Leon Allen, Army, 11/15/14
<b>Rushed for 200-299 yards in a game:</b>	(237) Leon Allen at Marshall, 11/28/14
<b>Rushed for 100-199 yards in a game:</b>	(105) Anthony Wales, South Florida, 11/27/15
<b>Rushed for 200+ yards in consecutive games:</b>	Antonio Andrews, (238) at Louisiana-Lafayette, 11/17/12; (230) vs. North Texas, 11/24/12
<b>Rushed for 150+ yards in consecutive games:</b>	Antonio Andrews (155) at ULM, 10/3/13 and (154) vs. Louisiana, 10/15/13
<b>Rushed for 100+ yards in consecutive games:</b>	Anthony Wales (110) at FIU, 11/21/15 and (131) Marshall, 11/27/15
<b>Rushed for 4+ TDs in a game:</b>	(4) Anthony Wales at ODU, 10/31/15
<b>Passed for 400+ yards in a game:</b>	(517) Mike White, Rice, 9/1/16
<b>Passed for 300-399 yards in a game:</b>	(370) B. Doughty, Marshall, 11/27/15
<b>Attempted 60+ passes in a game:</b>	(61) Brandon Doughty at LSU, 10/24/15
<b>Attempted 50-59 passes in a game:</b>	(52) B. Doughty, Southern Miss, 12/5/15
<b>Attempted 40-49 passes in a game:</b>	(44) B. Doughty vs. South Florida, 12/21/15
<b>Attempted 30-39 passes in a game:</b>	(31) Mike White, Rice, 9/1/16
<b>Threw 6+ TD passes in a game:</b>	(6) Brandon Doughty vs. Miami, 9/26/15
<b>Threw 3-5 TD passes in game:</b>	(3) Mike White, Rice, 9/1/16
<b>Had 200+ yards receiving in a game:</b>	(276) Joey Stockton at APSU, 9/16/95
<b>Had 150+ yards receiving in a game:</b>	(65) Taywan Taylor vs. Rice, 9/1/16
<b>Had 100+ yards receiving in a game:</b>	(147) Nicholas Norris and (165) Taywan Taylor, Rice, 9/1/16
<b>Caught 10+ passes in a game:</b>	(10) Taywan Taylor at LSU, 10/24/15
<b>Caught 3+ TD passes in a game:</b>	(3) Taywan Taylor vs. MT, 10/10/15
<b>Caught 2+ TD passes in a game:</b>	(2) Nicholas Norris, Rice, 9/1/16
<b>Scored 15+ points kicking:</b>	(16) Garrett Schwettman vs. MT, 10/10/15
<b>Kicked 5+ field goals in a game:</b>	(5) Matt Lange vs. EKU, 9/20/03
<b>Kicked 4+ field goals in a game:</b>	(4) Garrett Schwettman vs. LA Tech, 9/10/15
<b>Kicked a 50-yard+ FG:</b>	(50) Tanner Siewert at Kentucky, 9/27/08
<b>Had a 60-yard+ punt:</b>	(62) Hendrix Brakefield vs. North Texas, 10/30/10
<b>Had a 70-yard+ punt:</b>	(74) Hendrix Brakefield vs. CMU, 12/26/12
<b>Intercepted 3+ passes in a game:</b>	(3) Branden Leston at Marshall, 11/28/14
<b>Intercepted 2+ passes in a game:</b>	(2) Tyree Robinson and Cam Thomas at Texas State, 11/23/13
<b>Had a 60-69-yard rush:</b>	(65) Antonio Andrews vs Morgan State, 9/21/13
<b>Had a 70-79-yard rush:</b>	(75) Anthony Wales vs UAB, 10/4/14
<b>Had an 80-yard+ rush:</b>	(80) Leon Allen vs Army, 11/15/14
<b>Had a 90-yard+ rush:</b>	(91) Lerron Moore vs. Southern Illinois, 11/1/03
<b>Had a 70-79-yard pass:</b>	(73) Doughty to Taylor at FIU, 11/21/15
<b>Had an 80-yard+ pass:</b>	(87) White to Norris vs. Rice, 9/1/16
<b>Had a 90-yard+ pass:</b>	(96) Jeff Cesarone to Keith Paskett vs. Akron, 10/5/85

**AN OPPOSING TEAM...**

<b>Failed to score a TD:</b>	(6) Florida International, 10/27/12
<b>Had 30+ first downs:</b>	(34) Indiana, 9/19/15
<b>400+ yards rushing:</b>	(412) Navy, 9/27/14
<b>300-399 yards rushing:</b>	(323) Middle Tennessee, 9/13/14
<b>60+ rushing attempts:</b>	(64) UAB, 10/4/14
<b>50-59 rushing attempts:</b>	(59) Indiana, 9/19/15
<b>400+ yards passing:</b>	(493) Central Michigan, 12/24/14
<b>300-399 yards passing:</b>	(307) South Florida, 12/21/15
<b>250-299 yards passing:</b>	(286) LSU, 10/24/15
<b>Under 200 yards passing:</b>	(186) Rice, 9/1/16
<b>50+ pass attempts:</b>	(50) Illinois, 9/6/14
<b>30+ pass completions:</b>	(34) LA Tech, 11/1/14
<b>5+ touchdown passes:</b>	(7) Central Michigan, 12/24/14
<b>4 touchdown passes:</b>	(4) North Texas, 10/15/15
<b>3 touchdown passes:</b>	(3) Old Dominion, 10/31/15
<b>600+ yards total offense:</b>	(639) Indiana, 9/19/15
<b>500-599 yards total offense:</b>	(597) South Florida, 12/21/15
<b>80+ total plays:</b>	(86) Indiana, 9/19/15
<b>60+ points:</b>	(66) No. 19 Marshall, 11/28/14
<b>50-59 points:</b>	(59) LA Tech, 11/1/14
<b>40-49 points:</b>	(48) LSU, 10/24/15
<b>No turnovers:</b>	South Florida, 12/21/15
<b>5+ Turnovers:</b>	(3 Fumble, 2 INT) at Rice, 10/3/15
<b>100-yard+ rusher and 100-yard+ receiver:</b>	South Florida, 12/21/15 (RUSH: Marlon Mack (108) and Quinton Flowers (108); REC: Rodney Adams (130))
<b>Two 100-yard+ rushers:</b>	South Florida, 12/21/15 (RUSH: Marlon Mack (108) and Quinton Flowers (108))
<b>Returned a kickoff for TD:</b>	Marshall, 11/27/15 (DeAndre Reeves - 97 yds)
<b>Returned a punt for TD:</b>	Indiana, 9/19/15 (Mitchell Paige - 91 yds)
<b>Returned an interception for a TD:</b>	Southern Miss, 12/5/15 (K. Reed - 40 yds)
<b>Returned a fumble for a TD:</b>	Florida Atlantic, 11/10/12 (Keith Reaser — 9 yds)
<b>Returned a blocked punt for a TD:</b>	North Texas, 11/24/07 (Chris Neal — 5 yds.)
<b>Blocked a punt:</b>	Central Michigan, 12/26/12 (Avery Cunningham)
<b>Missed a PAT:</b>	Old Dominion, 10/25/14
<b>Intercepted 3+ passes:</b>	(4) LA Tech, 11/1/14
<b>Scored a safety:</b>	North Texas, 10/31/08 (Eddrick Gilmore)
<b>Scored a 2-point conversion:</b>	Troy, 10/26/13

**AN OPPOSING PLAYER...**

<b>Rushed 30+ times in a game:</b>	(31) Jordan Howard, Indiana, 9/19/15
<b>Rushed for 200+ yards in a game:</b>	(203) Jordan Howard, Indiana, 9/19/15
<b>Rushed for 150+ yards in a game:</b>	(168) Kenneth Dixon, LA Tech, 9/10/15
<b>Rushed for 3+ touchdowns in a game:</b>	(4) Ray Lawry, ODU, 10/25/14
<b>Passed for 400+ yards in a game:</b>	(493) Cooper Rush, CMU, 12/24/14
<b>Passed for 300-399 yards in a game:</b>	(355) Nate Sudfeld, Indiana, 9/19/15
<b>Attempted 40+ passes in a game:</b>	(48) Jeff Driskel, LA Tech, 9/10/15
<b>Attempted 30-39 passes in a game:</b>	(32) Q. Flowers, USF, 12/21/14
<b>Threw 5+ TDs in a game:</b>	(7) Cooper Rush, CMU, 12/24/14
<b>Threw 4 TDs in a game:</b>	(4) DaMarcus Smith, NT, 10/15/15
<b>Threw 3 TDs in a game:</b>	(3) Shuler Bentley, ODU, 10/31/15
<b>Had 400+ yards total offense in a game:</b>	(412) Jeff Driskel, LA Tech, 9/10/15 (PASS: 357; RUSH: 55)
<b>Had 300-399 yards total offense in a game:</b>	(381) Q. Flowers, USF, 12/21/15 (PASS: 273; RUSH: 108)
<b>Had 150+ yards receiving in a game:</b>	(220) Antonio Vaughan, ODU, 10/25/14
<b>Had 100-149 yards receiving in a game:</b>	(130) Rodney Adams, USF, 12/21/15
<b>Caught 10+ passes in a game:</b>	(10) Tommy Shuler, Marshall, 11/28/14
<b>Caught 3+ TD passes in a game:</b>	(4) Titus Davis, Central Michigan, 12/24/14
<b>Caught 2 TD passes in a game:</b>	Richie James, MT, 10/10/15
<b>Kicked a 50-yard+ field goal:</b>	(51) Kyle Fischer, LA Tech, 11/1/14
<b>Had a 70-yard+ punt:</b>	(82) Richie Hogan, Central Michigan, 12/26/12
<b>Intercepted 2+ passes in a game:</b>	(2) Jonathan Crawford, Indiana, 9/19/15
<b>Had a 70-yard+ run:</b>	(79) Aaron Spikes, Louisiana-Lafayette, 10/22/11
<b>Had an 80-yard+ run:</b>	(83) Corey Crume, Eastern Kentucky, 9/19/98
<b>Had a 70-yard+ pass:</b>	(75) Cody Clements to Josh Magee, UAB, 10/4/14
<b>Had an 80-yard+ pass:</b>	(83) A.J. Porter to Steven Rush, Missouri State, 11/6/04
<b>Had a 90-yard+ pass:</b>	(94) Erik Hutchins to Shoun Habersham, Chattanooga, 11/2/91

## Drive **SUMMARIES**

<b>Sept. 1 vs. Rice</b>	<b>Qtr.</b>	<b>Time</b>	<b>Plays</b>	<b>Yds.</b>	<b>Elapsed</b>
Anthony Wales, 5-yard run	1	5:35	4	86	1:35
White to Norris, 87-yard pass	1	1:31	2	87	0:44
White to Fant, 6-yard pass	2	9:37	6	65	2:47
Anthony Wales, 1-yard run	2	7:03	6	46	2:01
Skyler Simcox, 29-yard FG	3	10:24	9	76	4:36
Ryan Nuss, 26-yard FG	3	4:31	7	73	3:09
White to Norris, 19-yard pass	4	14:01	6	45	3:09
Ryan Nuss, 31-yard FG	4	5:12	6	35	3:03

### **DRIVE SUPERLATIVES**

**Longest Drive (Yards)** - 2 plays, 87 yards - 0:44 (White to Norris) vs. Rice

**Most Plays on TD Drive** - 6 plays, 3x vs. Rice

**Fewest Plays on TD Drive** - 2 plays, 87 yards - 0:44 (White to Norris) vs. Rice

**Most Time Used on TD Drive** - 3:09 (White to Norris, 19-yard pass) vs. Rice

**Shortest Time Used on TD Drive** - 0:44 (White to Norris, 87-yard pass) vs. Rice

**Number of TD Drives Less than 2:00** - 2 of 5 (40-percent)



## GAME 1



Rice	0	7	7	0	-	14
WKU	16	14	6	10	-	46

Sept. 1, 2015 • Houchens-Smith Stadium • Bowling Green, Ky. • 19,286

**BOWLING GREEN, Ky. (AP)** -- Mike White threw for 517 yards and three touchdowns in his debut as starting quarterback as Western Kentucky opened the season and Conference USA play with a 46-14 drubbing of Rice.

White, who was 25 for 31 passing, is only the third quarterback to throw for 500 or more yards in Western Kentucky history.

The Hilltoppers had two receivers top 100 yards in receiving as Taywan Taylor caught five passes for 165 yards and Nicholas Norris hauled in seven for 147 yards and two scores.

Western Kentucky, which won its 13th straight conference game, finished with 552 yards passing and 97 rushing, amassing 649 yards while limiting Rice to 288 total yards.

White's first scoring strike was for 87 yards as Norris hauled that one in for a 16-0 lead with 1:31 left in the first quarter. The Hilltoppers were up 30-7 at the half.

Tyler Stehling led Rice with 183 passing yards.

## GAME BREAKDOWN

	Rice	WKU
<b>FIRST DOWNS</b>	21	23
Rushing	7	4
Passing	11	17
Penalty	3	2
<b>NET YARDS RUSHING</b>	105	97
Rushing Attempts	33	30
Average Per Rush	3.2	3.2
Rushing Touchdowns	2	2
Yards Gained Rushing	139	110
Yards Lost Rushing	34	13
<b>NET YARDS PASSING</b>	186	552
Completions-Attempts-Int	23-38-2	26-35-0
Average Per Attempt	4.9	15.8
Average Per Completion	8.1	21.2
Passing Touchdowns	0	3
<b>TOTAL OFFENSE YARDS</b>	291	649
Total offense plays	70	65
Average Gain Per Play	4.1	10.0
<b>Fumbles: Number-Lost</b>	2-0	0-0
<b>Penalties: Number-Yards</b>	10-62	8-77
<b>PUNTS-YARDS</b>	7-313	2-95
Average Yards Per Punt	44.7	47.5
Net Yards Per Punt	45.3	46.5
Inside 20	5	1
50+ Yards	3	1
Touchbacks	0	0
Fair catch	2	1
<b>KICKOFFS-YARDS</b>	4-251	9-538
Average Yards Per Kickoff	62.8	59.8
Net Yards Per Kickoff	35.0	44.3
Touchbacks	0	2
<b>Punt returns: Number-Yards-TD</b>	1-2-0	2-(-4)-0
Average Per Return	2.0	-2.0
<b>Kickoff returns: Number-Yds-TD</b>	6-89-0	3-111-0
Average Per Return	14.8	37.0
<b>Interceptions: Number-Yds-TD</b>	0-0-0	2-0-0
<b>Fumble Returns: Number-Yds-TD</b>	0-0-0	0-0-0
<b>Possession Time</b>	27:45	32:15
1st Quarter	8:15	6:45
2nd Quarter	7:01	7:59
3rd Quarter	5:05	9:55
4th Quarter	7:24	7:36
<b>Third-Down Conversions</b>	7 of 14	3 of 10
<b>Fourth-Down Conversions</b>	0 of 1	0 of 1
<b>Red-Zone Scores-Chances</b>	1-2	7-8
Touchdowns	1-2	4-8
Field goals	0-2	3-8
<b>Sacks By: Number-Yards</b>	0-0	0-0
<b>PAT Kicks</b>	2-2	5-5
<b>Field Goals</b>	0-0	3-4
<b>Points off turnovers</b>	0	7

## GAME NOTES

- The Hilltoppers have now have opened five consecutive seasons with a win, tying the longest streak since winning five openers from 1996 to 2000.
- An attendance of 19,286 was the most at Houchens-Smith Stadium in a conference games since Oct. 26, 2013 vs. Troy (Homecoming).
- WKU scored 45-plus points for the fifth straight game dating back to last season. It's the first time in program history the Tops have had such a streak.
- In his first career game as a Hilltopper Mike White threw for a career-high 517 yards and a career-high-tying 3 touchdowns. It was the third 500-yard passing performance in WKU history and the 10th most passing yards in a game Conference USA history.
- Anthony "Ace" Wales had 15 rushes for 58 yards and 2 touchdowns. It was his fifth career game of multiple scores.
- Nicholas Norris caught 7 passes for 147 yards and 2 touchdowns. His 87-yard score was the longest reception of his career, and longer than any WKU play from scrimmage in 2015. It was his third career game of multiple scores.
- Taylor (165) and Norris (147) both eclipsed 100 yards receiving, two Tops receivers had 100-plus yards in the same game four times last season. Their 312 combined receiving yards were more than any duo had in a game last season.
- T.J. McCollum led the Tops defense with 12 tackles (5 solo, 7 assisted) and a forced fumble.

## SCORING SUMMARY

Team	Qtr	Time	Scoring Play	Pl.	TOP	Score
WKU	1	13:24	Safety (TEAM)	-	-	2-0
WKU	1	4:00	Wales 5-yard rush (Nuss kick)	4-86	1:35	9-0
WKU	1	1:31	Norris 87-yard pass from White (Simcox kick)	2-87	0:44	16-0
RICE	2	12:24	Davis 2-yard rush (Tobola Kick)	12-80	4:07	16-7
WKU	2	9:37	Fant 6-yard pass from White (Nuss kick)	6-65	2:47	23-7
WKU	2	7:03	Wales 1-yard rush (Simcox kick)	6-46	2:01	30-7
WKU	3	10:24	Simcox 29-yard field goal	9-76	4:36	33-7
WKU	3	4:31	Nuss 26-yard field goal	7-73	3:09	36-7
RICE	3	2:01	Stehling 22-yard rush	6-65	2:21	36-14
WKU	4	14:01	Norris 19-yard pass from White (Simcox kick)	6-45	3:09	43-14
WKU	4	5:12	Nuss 31-yard field goal	6-35	3:03	46-14

## STATISTICS LEADERS

## WKU

PASSING	C-A-I	Yds	TD	Long	Sack
White	25-31-0	517	3	87	0
T. Ferguson	1-3-0	35	0	35	0
Fant	0-1-0	0	0	0	0

RUSHING	Att.	Yds	TD	Long	Avg.
Wales	15	58	2	17	3.9
Baker	9	47	0	39	4.7
Norris	1	2	0	2	2.0
Trigg	2	1	0	2	1.0
Ferby	1	1	0	1	1.0
TEAM	1	-2	0	0	-2.0
Fant	1	-5	0	0	-5.0
<b>TOTALS</b>	<b>30</b>	<b>97</b>	<b>2</b>	<b>39</b>	<b>3.2</b>

RECEIVING	No.	Yds	TD	Long
Taylor	5	165	0	45
Norris	7	147	2	87
L. Jackson	1	54	0	54
Fant	5	44	1	16
Wales	4	44	0	26
S. Johnson	1	35	0	35
Bush	1	35	0	35
Towner	1	17	0	17
Donatell	1	11	0	11
<b>TOTALS</b>	<b>26</b>	<b>552</b>	<b>3</b>	<b>87</b>

## Rice

PASSING	C-A-I	Yds	TD	Long	Sack
Stehling	22-38-2	186	0	26	0

RUSHING	Att.	Yds	TD	Long	Avg.
Stehling	11	85	1	22	7.7
Dillard	9	19	0	8	2.1
Stewart	3	14	0	7	4.7
Davis	6	10	1	3	1.7
Walter	3	1	0	2	0.3
TEAM	1	-24	0	0	-24.0
<b>TOTALS</b>	<b>33</b>	<b>105</b>	<b>0</b>	<b>26</b>	<b>3.2</b>

RECEIVING	No.	Yds	TD	Long
Smith	3	60	0	26
Mayden	4	56	0	22
German	3	25	0	14
Wright	3	16	0	8
Davis	1	15	0	15
Wright	1	8	0	8
Alaka	2	4	0	5
Pollard	3	0	0	5
Dillard	2	-1	0	3
<b>TOTALS</b>	<b>23</b>	<b>186</b>	<b>0</b>	<b>26</b>

## Top 10 CAREER RECORDS

### PASS ATTEMPTS

1. Brandon Doughty, 2011-15	1,491
2. Jeff Cesarone, 1984-87	1,379
3. Kawaun Jakes, 2009-2012	1,123
4. Justin Haddix, 2003-06	947
5. Leo Peckenpaugh, 1970-73	619
6. Johnny Vance, 1966-69	592
7. John Hall, 1977-80	571
8. Jimmy Feix, 1949-52	554
9. Ralph Antone, 1979-82	519
10. Willie Taggart, 1995-98	420

### PASS COMPLETIONS

1. Brandon Doughty, 2011-15	1,023
2. Jeff Cesarone, 1984-87	735
3. Kawaun Jakes, 2009-2012	650
4. Justin Haddix, 2003-06	541
5. Johnny Vance, 1966-69	289
6. John Hall, 1977-80	286
7. Leo Peckenpaugh, 1970-73	283
8. Ralph Antone, 1979-82	266
9. Willie Taggart, 1995-98	200
10. Mike Egan, 1965-68	195

### NET PASSING YARDS

1. Brandon Doughty, 2011-15	12,855
2. Jeff Cesarone, 1984-87	8,566
3. Justin Haddix, 2003-06	7,929
4. Kawaun Jakes, 2009-2012	7,538
5. Johnny Vance, 1966-69	4,046
6. John Hall, 1977-80	3,876
7. Jimmy Feix, 1949-52	3,780
8. Ralph Antone, 1979-82	3,555
9. Leo Peckenpaugh, 1970-73	3,532
10. Willie Taggart, 1995-98	3,326

### COMPLETION PERCENTAGE

1. Brandon Doughty, 2011-15	.686 (1,023-1,491; 12,855)
2. K.J. Black, 2007-08	.632 (115-182; 1,284)
3. Kawaun Jakes, 2009-2012	.579 (650-1,123; 7,538)
4. Justin Haddix, 2003-06	.571 (541-947; 7,929)
5. Jason Michael, 1999-02	.553 (126-228; 2,272)
6. David Wolke, 2007-08	.545 (194-356; 2,200)
7. Jeff Cesarone, 1984-87	.533 (735-1,379; 8,566)
8. Ralph Antone, 1979-82	.513 (266-519; 3,555)
9. Scott Campbell, 1988-90	.508 (130-256; 1,660)
10. Scott Bartholomew, 1976-77	.505 (107-212; 1,383)

### TOUCHDOWN PASSES

1. Brandon Doughty, 2011-15	111
2. Kawaun Jakes, 2009-12	51
3. Justin Haddix, 2003-06	50
4. Jeff Cesarone, 1984-87	46
5. Leo Peckenpaugh, 1970-73	35
6. Jimmy Feix, 1949-52	30
John Hall, 1977-80	30
Willie Taggart, 1995-98	30
9. Johnny Vance, 1966-69	28
10. Ralph Antone, 1979-82	27

### RECEPTIONS

1. Willie McNeal, 2010-14 (2,181 yds)	171
2. Jake Gaebler, 2006-09 (1,924 yds)	168
3. Jack Doyle, 2009-12 (1,769 yds)	162
<b>4. Taywan Taylor, 2013-Present (2,669 yds)</b>	<b>160</b>
5. Jared Dangerfield, 2014-15. (1,669 yds)	151
6. Curtis Hamilton, 2004-07 (2,324 yds)	149
7. Jay Davis, 1968-71 (2,236 yds)	131
<b>8. Nicholas Norris, 2013-Present (1,920 yds.)</b>	<b>125</b>
9. Alan Mullins, 1982-85 (1,866 yds)	124
10. Keith Paskett, 1983-86 (2,117 yds)	123

### RECEIVING YARDS

<b>1. Taywan Taylor, 2013-Present (160 catches)</b>	<b>2,669</b>
2. Curtis Hamilton, 2004-07 (149 catches)	2,324
3. Jay Davis, 1968-71 (131 catches)	2,236
4. Willie McNeal, 2010-14 (171 catches)	2,181
5. Keith Paskett, 1983-86 (123 catches)	2,117
6. Eddie Preston, 1976-79 (114 catches)	2,083
7. Joey Stockton, 1995-97 (96 catches)	2,057
8. Jake Gaebler, 2006-09 (168 catches)	1,924
<b>9. Nicholas Norris, 2013-Present (125 catches)</b>	<b>1,920</b>
10. Alan Mullins, 1982-85 (124 catches)	1,866

### TOUCHDOWN RECEPTIONS

<b>1. Taywan Taylor, 2013-Present</b>	<b>24</b>
2. Eddie Preston, 1976-79	22
3. Willie McNeal, 2010-14	21
Porter Williams, 1970-73	21
5. Jared Dangerfield, 2014-15	19
Curtis Hamilton, 2004-07	19
Jay Davis, 1968-71	19
8. Joey Stockton, 1995-97	17
<b>9. Nicholas Norris, 2013-Present</b>	<b>14</b>
Tyler Higbee, 2011-15	14
Keith Paskett, 1983-86	14
Alan Mullins, 1982-85	14

### RUSHING YARDS

1. Bobby Rainey, 2008-11 (895 atts)	4,542
2. Lerron Moore, 2003-06 (828 atts)	4,396
3. Willie Taggart, 1995-98 (721 atts)	3,997
4. Antwan Floyd, 1993-96 (697 atts)	3,775
5. Antonio Andrews, 2010-13 (618 atts)	3,674
6. Joe Arnold, 1985-88 (642 atts)	3,570
7. Dickie Moore, 1965-68 (607 atts)	3,560
8. Clarence Jackson, 1970-73 (519 atts)	2,584
9. Jimmy Woods, 1975-78 (612 atts)	2,479
<b>10. Leon Allen, 2012-Pres. (427 atts)</b>	<b>2,353</b>

# Top 10 CAREER RECORDS

## TOTAL OFFENSE, PLAYS

1. Brandon Doughty, 2011-15 (12,570 yds)	1,593
2. Jeff Cesarone, 1984-87 (7,852 yds)	1,545
3. Kawaun Jakes, 2009-2012 (8,112 yds)	1,456
4. Justin Haddix, 2003-06 (8,890 yds)	1,309
5. Willie Taggart, 1995-98 (7,270 yds)	1,141
6. Leo Peckenpaugh, 1970-73 (4,107 yds)	940
7. Bobby Rainey, 2008-11 (4,595 yds)	900
8. John Hall, 1977-80 (3,696 yds)	751

## TOTAL OFFENSE, YARDS

1. Brandon Doughty, 2011-15 (1,593 plays)	12,570
2. Justin Haddix, 2003-06 (1,309 plays)	8,890
3. Willie Taggart, 1995-98 (1,456 plays)	8,112
4. Jeff Cesarone, 1984-87 (1,545 plays)	7,852
5. Kawaun Jakes, 2009-2012 (1,104 plays)	5,766
6. Johnny Vance, 1966-69 (709 plays)	4,782
7. Bobby Rainey, 2008-11 (900 plays)	4,595
8. Eddie Thompson, 1991-93 (636 plays)	4,109

## POINTS SCORED

1. Garrett Schwettman, 2012-15 (PK)	398
2. Chris James, 2004-07 (PK)	298
3. Willie Taggart, 1995-98 (QB)	286
4. Peter Martinez, 2000-02 (PK)	279
5. Jeff Poisel, 1996-99 (PK)	263
6. Lerron Moore, 2003-06 (RB)	260
7. Clarence Jackson, 1970-73 (RB)	252
8. Dan Maher, 1985-88 (PK)	250
9. Bobby Rainey, 2008-11 (RB)	242
10. Dickie Moore, 1965-68 (RB)	203

## TOUCHDOWNS SCORED

1. Willie Taggart, 1995-98	47
2. Lerron Moore, 2003-06	43
3. Clarence Jackson, 1970-73	42
4. Bobby Rainey, 2008-11	40
5. Dickie Moore, 1965-68	34
6. Antonio Andrews, 2010-13	33
7. Joe Arnold, 1985-88	32
8. Antwan Floyd, 1993-96	27
Jim Vorhees, 1966-69	27
10. Leon Allen, 2012-Present	26
- Taywan Taylor, 2013-Present	24

## FIELD GOALS

1. Garrett Schwettman, 2012-15	54
2. Chris James, 2004-07	51
3. Peter Martinez, 2000-02	49
4. Dan Maher, 1985-88	47
5. Jeff Poisel, 1996-99	31
6. Matt Lange, 2002-03	23
7. Jim Griffiths, 1980-82	19
8. Chris Pino, 1990-93	17
9. Dave Betz, 1976-77	15
10. Casey Tinius, 2009-2011	14

## PATS MADE

1. Garrett Schwettman, 2012-15	236
2. Jeff Poisel, 1996-99	170
3. Chris James, 2004-07	145
4. Peter Martinez, 2000-02	132
5. Dan Maher, 1985-88	109
6. Steve Wilson, 1969-72	68
7. Casey Tinius, 2009-11	66
8. Tom Atwood, 1964-67	64
9. Chris Pino, 1990-93	61
Sam Clark, 1961-64	61

## CONSECUTIVE PATS MADE

1. Chris James, 9/11/04-9/29/07	119
2. Garrett Schwettman, 10/4/14-10/24/15	88
3. Garrett Schwettman, 10/11/12-11/2/13	59
4. Jeff Poisel, 9/6/97-9/12/98	55
5. Dan Maher, 10/17/87-12/3/88	54
6. Peter Martinez, 9/16/00-10/13/01	53
7. Matt Lange, 9/6/03-12/6/03	41
8. Steve Wilson, 11/8/69-11/21/70	40

## KICKOFF RETURN YARDS

1. Joey Stockton, 1994-97	2,302
2. Antonio Andrews, 2010-13	1,780
3. Bobby Rainey, 2008-11	1,631
4. <b>Kylen Towner, 2014-Present</b>	<b>1,504</b>
5. Willie McNeal, 2010-14	1,390
6. Dennis Mitchell, 2003-06	1,306
7. Joe Arnold, 1985-89	903
8. John Embree, 1970-73	884
9. Nate Jones, 1977-80	845
10. Davlin Mullen, 1979-82	833

## KICKOFF RETURNS

1. Joey Stockton, 1994-97	94
2. Antonio Andrews, 2010-13	70
3. Willie McNeal, 2010-14	64
4. <b>Kylen Towner, 2014-Present</b>	<b>63</b>
Bobby Rainey, 2008-11	63
6. Dennis Mitchell, 2003-06	62
7. Herb Davis, 1989-91	44
8. Joe Arnold, 1985-88	40
Nate Jones, 1977-80	40
Jim Sprinkle, 1965-68	40

## 2016 Opponent SCHEDULES

## RICE OWLS (0-1, 0-1 C-USA)

DATE	OPPONENT	TIME	TV/RESULT
<b>September</b>			
1	at WKU*	7 p.m.	L, 14-46
10	at Army	11 a.m.	CBSSN
16	Baylor	7 p.m.	ESPN
24	North Texas	5 p.m.	-
<b>October</b>			
1	at Southern Miss*	6 p.m.	-
15	UTSA*	6 p.m.	beIN
22	Prairie View A&M	2:30 p.m.	-
29	at LA Tech*	6 p.m.	Campus Insiders
<b>November</b>			
5	Florida Atlantic*	2:30 p.m.	ESPN3
12	at Charlotte*	1 p.m.	Campus Insiders
19	UTEP*	11 a.m.	ESPN3
26	at Stanford	TBA	TBA

## ALABAMA CRIMSON TIDE (0-0)

DATE	OPPONENT	TIME	TV/RESULT
<b>September</b>			
3	vs. USC (Dallas)	7 p.m.	ABC
10	WKU	2:30 p.m.	ESPN2
17	at Ole Miss*	2:30 p.m.	CBS
24	Kent State	TBA	TBA
<b>October</b>			
1	Kentucky*	TBA	TBA
8	at Arkansas*	TBA	TBA
15	at Tennessee*	TBA	TBA
22	Texas A&M*	TBA	TBA
<b>November</b>			
5	at LSU*	TBA	TBA
12	Mississippi State*	TBA	TBA
19	Chattanooga	TBA	TBA
26	Auburn*	TBA	TBA

## MIAMI (OH) REDHAWKS (0-1)

DATE	OPPONENT	TIME	TV/RESULT
<b>September</b>			
3	at Iowa	2:30 p.m.	L, 21-45
10	Eastern Illinois	2:30 p.m.	ESPN3
17	WKU	2:30 p.m.	ESPN3
24	at Cincinnati	TBA	TBA
<b>October</b>			
1	Ohio*	1:30 p.m.	TBA
8	at Akron*	2:00 p.m.	TBA
15	Kent State*	TBA	TBA
22	at Bowling Green*	TBA	TBA
29	at Eastern Michigan*	TBA	TBA
<b>November</b>			
4	Central Michigan*	5 p.m.	CBSSN
12	at Buffalo*	TBA	TBA
22	Ball State*	6 p.m.	ESPN3

## VANDERBILT COMMODORES (0-1)

DATE	OPPONENT	TIME	TV/RESULT
<b>September</b>			
1	South Carolina*	7 p.m.	L, 10-13
10	Middle Tennessee	3 p.m.	SECN
17	at Georgia Tech	11:30 a.m.	ACCN
24	at WKU	3:30 p.m.	CBSSN
<b>October</b>			
1	Florida*	TBA	TBA
8	at Kentucky*	TBA	TBA
15	at Georgia*	TBA	TBA
22	Tennessee State	TBA	TBA
<b>November</b>			
5	at Auburn*	TBA	TBA
12	at Mizzou*	TBA	TBA
19	Ole Miss*	TBA	TBA
26	Tennessee*	TBA	TBA

## HOUSTON BAPTIST HUSKIES (0-1)

DATE	OPPONENT	TIME	TV/RESULT
<b>September</b>			
1	at Central Arkansas*	6 p.m.	L, 13-56
10	Texas Southern	7 p.m.	ROOT
17	Abilene Christian*	7 p.m.	FCS
24	Sam Houston State*	7 p.m.	FCS
<b>October</b>			
1	at WKU	6 p.m.	WKUSports.TV
15	Nicholls State*	7 p.m.	ESPN3
22	at Southeastern LA*	4 p.m.	-
29	at Lamar*	6 p.m.	ESPN3
<b>November</b>			
5	at UTEP	7 p.m.	CUSA.TV
12	Stephen F. Austin*	2 p.m.	ESPN3
17	at Incarnate Word*	7 p.m.	FCS

## LA TECH BULLDOGS (0-1)

DATE	OPPONENT	TIME	TV/RESULT
<b>September</b>			
3	at Arkansas	3 p.m.	L, 20-21
10	South Carolina State	6 p.m.	CUSA.TV
17	at Texas Tech	6 p.m.	FSN
24	at Middle Tennessee*	6 p.m.	ASN
<b>October</b>			
1	UTEP*	6 p.m.	ASN
6	WKU*	7 p.m.	CBSSN
15	at UMass	2:30 p.m.	ESPN3
22	at FIU*	6 p.m.	ESPN3
29	Rice*	6 p.m.	Campus Insiders
<b>November</b>			
5	at North Texas*	4:30 p.m.	ESPN3
12	UTSA*	2:30 p.m.	TBA
25	at Southern Miss*	TBA	ESPN3

## MIDDLE TENNESSEE BLUE RAIDERS (1-0)

DATE	OPPONENT	TIME	TV/RESULT
<b>September</b>			
3	Alabama A&M	6 p.m.	W, 55-0
10	at Vanderbilt	3 p.m.	SECN
17	at Bowling Green	11 a.m.	ESPN3
24	LA Tech*	6 p.m.	ASN
<b>October</b>			
1	at North Texas	6 p.m.	Campus Insiders
15	WKU*	1:30 p.m.	ESPN3
22	at Mizzou	TBA	TBA
29	at FIU*	6 p.m.	ESPN3
<b>November</b>			
5	UTSA*	1:30 p.m.	ESPN3
12	at Marshall*	6 p.m.	ASN
19	at Charlotte*	1 p.m.	ESPN3
26	Florida Atlantic	4:30 p.m.	beIN

## OLD DOMINION MONARCHS (1-0)

DATE	OPPONENT	TIME	TV/RESULT
<b>September</b>			
4	Hampton	5 p.m.	W, 54-21
10	at Appalachian State	2:30 p.m.	ESPN3
17	at NC State	5 p.m.	ACCN
24	UTSA*	2:30 p.m.	WTVZ
<b>October</b>			
1	at Charlotte*	5 p.m.	CUSA.TV
8	UMass	5 p.m.	CUSA.TV
22	at WKU*	6 p.m.	ASN
29	at UTEP*	7 p.m.	CUSA.TV
<b>November</b>			
5	Marshall*	6 p.m.	ASN
12	Southern Miss*	2:30 p.m.	ASN
19	at Florida Atlantic*	5 p.m.	Campus Insiders
26	FIU*	2:30 p.m.	ESPN3

## FLORIDA ATLANTIC OWLS (1-0)

DATE	OPPONENT	TIME	TV/RESULT
<b>September</b>			
3	Southern Illinois	5 p.m.	W, 38-30
10	at Miami	5 p.m.	ACCN
17	at Kansas State	1:30 p.m.	FSN
24	Ball State	5 p.m.	TBA
<b>October</b>			
1	at FIU*	6 p.m.	beIN
8	Charlotte*	2:30 p.m.	CUSA.TV
15	at Marshall*	6 p.m.	ASN
29	WKU*	2:30 p.m.	ASN
<b>November</b>			
5	at Rice*	2:30 p.m.	ESPN3
12	UTEP*	5 p.m.	TBA
19	Old Dominion*	5 p.m.	Campus Insiders
26	at Middle Tennessee*	4:30 p.m.	beIN

## FIU PANTHERS (0-1)

DATE	OPPONENT	TIME	TV/RESULT
<b>September</b>			
1	Indiana	6:30 p.m.	L, 13-34
9	Maryland	6:30 p.m.	CBSSN
17	at UMass	2:30 p.m.	ESPN3
24	UCF	6 p.m.	beIN
<b>October</b>			
1	Florida Atlantic*	6 p.m.	beIN
8	at UTEP*	7 p.m.	TBA
15	at Charlotte*	5 p.m.	CUSA.TV
22	LA Tech*	6 p.m.	ESPN3
29	Middle Tennessee*	6 p.m.	ESPN3
<b>November</b>			
5	at WKU*	4:30 p.m.	beIN
19	Marshall*	6 p.m.	ASN
26	at Old Dominion*	2:30 p.m.	ESPN3

## NORTH TEXAS MEAN GREEN (0-1)

DATE	OPPONENT	TIME	TV/RESULT
<b>September</b>			
3	SMU	5 p.m.	L, xx-xx
10	Bethune-Cookman	6 p.m.	CUSA.TV
17	at Florida	6:30 p.m.	ESPN3
24	at Rice*	5 p.m.	TBA
<b>October</b>			
1	Middle Tennessee*	6 p.m.	Campus Insiders
8	Marshall*	6 p.m.	ASN
22	at Army	11 a.m.	CBSSN
29	at UTSA*	6 p.m.	TBA
<b>November</b>			
5	LA Tech*	4:30 p.m.	ESPN3
12	at WKU*	2:30 p.m.	ESPN3
19	Southern Miss*	4:30 p.m.	beIN
26	at UTEP*	TBA	TBA

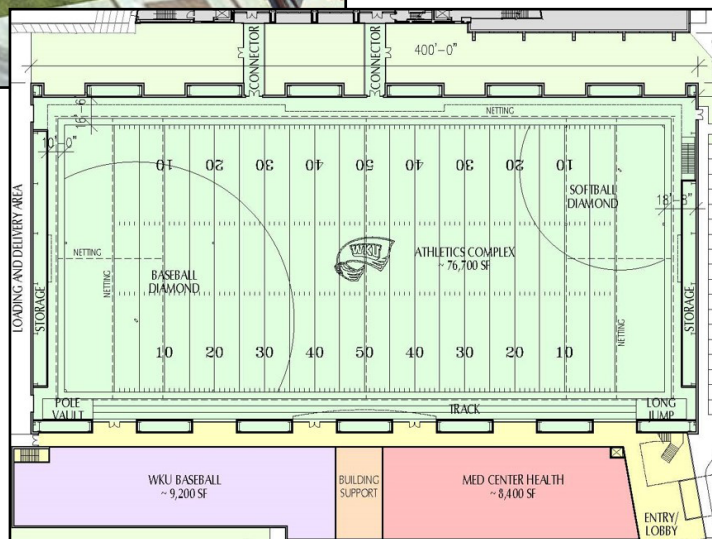
## MARSHALL THUNDERING HERD (0-0)

DATE	OPPONENT	TIME	TV/RESULT
<b>September</b>			
10	Morgan State	5 p.m.	beIN
17	Akron	11 a.m.	CBSSN
24	Louisville	7 p.m.	CBSSN
<b>October</b>			
1	at Pittsburgh	TBA	TBA
8	at North Texas*	6 p.m.	ASN
15	Florida Atlantic*	6 p.m.	ASN
22	Charlotte*	4:30 p.m.	beIN
29	at Southern Miss	6 p.m.	ASN
<b>November</b>			
5	at Old Dominion*	6 p.m.	ASN
12	Middle Tennessee*	6 p.m.	ASN
19	at FIU*	6 p.m.	ASN
26	WKU*	TBA	ESPN3



Coming Soon **IN 2018**

# The Med Center Health Sports Medicine Complex



## Key Features Include:

- Strategic partnership between Western Kentucky University and The Medical Center
- Project will cost an estimate \$22 million funded entirely by The Medical Center
- Construction is expected to begin January 2017
- 57,000 sq. ft. building to house The Medical Center Health sports medicine practice as well as WKU's baseball program on the first floor. WKU's Doctorate of Physical Therapy will be housed on the second floor
- 83,000 sq. ft indoor rehabilitation and training facility with full size football field, sprint lanes for track and training, netting for baseball, softball and golf



**The Automated ScoreBook**  
**WKU Overall Team Statistics (as of Sep 04, 2016)**  
**All games**



<b>Team Statistics</b>	<b>WKU</b>	<b>OPP</b>
SCORING	46	14
Points Per Game	46.0	14.0
Points Off Turnovers	7	0
FIRST DOWNS	23	21
Rushing	4	7
Passing	17	11
Penalty	2	3
RUSHING YARDAGE	97	105
Yards gained rushing	110	139
Yards lost rushing	13	34
Rushing Attempts	30	33
Average Per Rush	3.2	3.2
Average Per Game	97.0	105.0
TDs Rushing	2	2
PASSING YARDAGE	552	186
Comp-Att-Int	26-35-0	23-38-2
Average Per Pass	15.8	4.9
Average Per Catch	21.2	8.1
Average Per Game	552.0	186.0
TDs Passing	3	0
TOTAL OFFENSE	649	291
Total Plays	65	71
Average Per Play	10.0	4.1
Average Per Game	649.0	291.0
KICK RETURNS: #-Yards	3-111	6-89
PUNT RETURNS: #-Yards	2--4	1-2
INT RETURNS: #-Yards	2-0	0-0
KICK RETURN AVERAGE	37.0	14.8
PUNT RETURN AVERAGE	-2.0	2.0
INT RETURN AVERAGE	0.0	0.0
FUMBLES-LOST	0-0	2-0
PENALTIES-Yards	8-74	10-62
Average Per Game	74.0	62.0
PUNTS-Yards	2-95	7-313
Average Per Punt	47.5	44.7
Net punt average	46.5	45.3
KICKOFFS-Yards	9-538	4-251
Average Per Kick	59.8	62.8
Net kick average	44.3	35.0
TIME OF POSSESSION/Game	32:15	27:45
3RD-DOWN Conversions	3/10	7/14
3rd-Down Pct	30%	50%
4TH-DOWN Conversions	0/1	0/1
4th-Down Pct	0%	0%
SACKS BY-Yards	0-0	0-0
MISC YARDS	0	0
TOUCHDOWNS SCORED	5	2
FIELD GOALS-ATTEMPTS	3-4	0-0
ON-SIDE KICKS	0-0	0-0
RED-ZONE SCORES	(7-8) 88%	(1-2) 50%
RED-ZONE TOUCHDOWNS	(4-8) 50%	(1-2) 50%
PAT-ATTEMPTS	(5-5) 100%	(2-2) 100%
ATTENDANCE	19286	0
Games/Avg Per Game	1/19286	0/0
Neutral Site Games		0/0

<b>Score by Quarters</b>	<b>1st</b>	<b>2nd</b>	<b>3rd</b>	<b>4th</b>	<b>OT</b>	<b>Total</b>
WKU	16	14	6	10	0	46
Opponents	0	7	7	0	0	14



**The Automated ScoreBook**  
**WKU Overall Individual Statistics (as of Sep 04, 2016)**  
**All games**



Rushing	g	att	gain	loss	net	avg	td	lg	avg/g
WALES, Anthony	1	15	58	0	58	3.9	2	17	58.0
BAKER, Quinton	1	9	47	5	42	4.7	0	39	42.0
NORRIS, N.	1	1	2	0	2	2.0	0	2	2.0
FERBY, D'Andre	1	1	1	0	1	1.0	0	1	1.0
TRIGG, Marquez	1	2	2	1	1	0.5	0	2	1.0
TEAM	1	1	0	2	-2	-2.0	0	0	-2.0
FANT, Nacarius	1	1	0	5	-5	-5.0	0	0	-5.0
Total	1	30	110	13	97	3.2	2	39	97.0
Opponents	1	33	139	34	105	3.2	2	22	105.0

Passing	g	effic	comp	att	in	pct	yds	td	lg	avg/g
WHITE, Mike	1	25.67	25	31	0	80.6	517	3	87	517.0
FERGUSON, Tyler	1	31.33	1	3	0	33.3	35	0	35	35.0
FANT, Nacarius	1	0.00	0	1	0	0.0	0	0	0	0.0
Total	1	235.05	26	35	0	74.3	552	3	87	552.0
Opponents	1	91.12	23	38	2	60.5	186	0	26	186.0

Receiving	g	no.	yds	avg	td	lg	avg/g
NORRIS, N.	1	7	147	21.0	2	87	147.0
TAYLOR, Taywan	1	5	165	33.0	0	45	165.0
FANT, Nacarius	1	5	44	8.8	1	16	44.0
WALES, Anthony	1	4	44	11.0	0	26	44.0
JACKSON, Lucky	1	1	54	54.0	0	54	54.0
JOHNSON, S.	1	1	35	35.0	0	35	35.0
BUSH, Will	1	1	35	35.0	0	35	35.0
TOWNER, Kylen	1	1	17	17.0	0	17	17.0
DONATELL, S.	1	1	11	11.0	0	11	11.0
Total	1	26	552	21.2	3	87	552.0
Opponents	1	23	186	8.1	0	26	186.0

Punt Returns	no.	yds	avg	td	lg
FANT, Nacarius	2	-4	-2.0	0	0
Total	2	-4	-2.0	0	0
Opponents	1	2	2.0	0	2

Interceptions	no.	yds	avg	td	lg
JACKSON, AJ	1	0	0.0	0	0
SIMMONS, D.	1	0	0.0	0	0
Total	2	0	0.0	0	0
Opponents	0	0	0.0	0	0

Kick Returns	no.	yds	avg	td	lg
TOWNER, Kylen	3	111	37.0	0	54
Total	3	111	37.0	0	54
Opponents	6	89	14.8	0	22

Fumble Returns	no.	yds	avg	td	lg
Total	0	0	0.0	0	0
Opponents	0	0	0.0	0	0



**The Automated ScoreBook**  
**WKU Overall Individual Statistics (as of Sep 04, 2016)**  
**All games**



Scoring	td	fg	PAT				dx	saf	pts
			kick	rush	rcv	pass			
WALES, Anthony	2	-	-	-	-	-	-	-	12
NORRIS, N.	2	-	-	-	-	-	-	-	12
NUSS, Ryan	-	2-3	2-2	-	-	-	-	-	8
FANT, Nacarius	1	-	-	-	-	-	-	-	6
SIMCOX, Skyler	-	1-1	3-3	-	-	-	-	-	6
TEAM	-	-	-	-	-	-	-	1	2
Total	5	3-4	5-5	-	-	-	-	1	46
Opponents	2	-	2-2	-	-	-	-	-	14

Total Offense	g	plays	rush	pass	total	avg/g
WHITE, Mike	1	31	0	517	517	517.0
WALES, Anthony	1	15	58	0	58	58.0
BAKER, Quinton	1	9	42	0	42	42.0
FERGUSON, Tyler	1	3	0	35	35	35.0
NORRIS, N.	1	1	2	0	2	2.0
FERBY, D'Andre	1	1	1	0	1	1.0
TRIGG, Marquez	1	2	1	0	1	1.0
TEAM	1	1	-2	0	-2	-2.0
FANT, Nacarius	1	2	-5	0	-5	-5.0
Total	1	65	97	552	649	649.0
Opponents	1	71	105	186	291	291.0

Field Goals	fg	pct.	01-19	20-29	30-39	40-49	50-99	lg	blk
NUSS, Ryan	2-3	66.7	0-0	1-1	1-2	0-0	0-0	31	0
SIMCOX, Skyler	1-1	100.	0-0	1-1	0-0	0-0	0-0	29	0

FG Sequence	WKU	Opponents
RICE	38,(29),(26),(31)	-

Numbers in (parentheses) indicate field goal was made.

Punting	no.	yds	avg	lg	tb	fc	i20	50+	blk
COLLINS, Jake	2	95	47.5	56	0	1	1	1	0
Total	2	95	47.5	56	0	1	1	1	0
Opponents	7	313	44.7	53	0	2	5	3	0

Kickoffs	no.	yds	avg	tb	ob	retn	net yd	ln
RINELLA, Alex	6	358	59.7	2	0			
COLE, Josh	3	180	60.0	0	1			
Total	9	538	59.8	2	1	14	844.3	20
Opponents	4	251	62.8	0	1	37	035.0	30





**The Automated ScoreBook**  
**WKU Overall Individual Statistics (as of Sep 04, 2016)**  
**All games**



All Purpose	g	rush	rcv	pr	kr	ir	total	avg/g
TAYLOR, Ta	1	0	165	0	0	0	165	165.0
NORRIS, N.	1	2	147	0	0	0	149	149.0
TOWNER, K	1	0	17	0	111	0	128	128.0
WALES, Anth	1	58	44	0	0	0	102	102.0
JACKSON, L	1	0	54	0	0	0	54	54.0
BAKER, Quin	1	42	0	0	0	0	42	42.0
BUSH, Will	1	0	35	0	0	0	35	35.0
FANT, Nacari	1	-5	44	-4	0	0	35	35.0
JOHNSON, S	1	0	35	0	0	0	35	35.0
DONATELL,	1	0	11	0	0	0	11	11.0
FERBY, D'An	1	1	0	0	0	0	1	1.0
TRIGG, Marq	1	1	0	0	0	0	1	1.0
TEAM	1	-2	0	0	0	0	-2	-2.0
Total	1	97	552	-4	111	0	756	756.0
Opponents	1	105	186	2	89	0	382	382.0



**The Automated ScoreBook**  
**WKU Overall Defensive Statistics (as of Sep 04, 2016)**  
**All games**



##	Defensive Leaders	gp	Tackles				Sacks no-yds	Pass defense			Fumbles		blkd	
			ua	a	tot	tfl/yds		int-yds	brup	qbh	rcv-yds	ff	kick	saf
6	MCCOLLUM, T.J.	1	5	7	12	.	.	.	.	.	.	1	.	.
7	BROWN, Joe	1	6	1	7	1.0-1	.	.	1	.	.	.	.	.
1L	REEVES, Tanner	1	1	5	6	0.5-0	.	.	.	.	.	.	.	.
2D	BROWN, Keith	1	1	5	6	0.5-2	.	.	.	.	.	.	.	.
31	LESTON, Branden	1	2	3	5	.	.	.	1	.	.	.	.	.
42	OVERSTREET, D.	1	2	3	5	0.5-2	.	.	.	.	.	.	.	.
3	JOHNSON, Chris	1	2	2	4	.	.	.	.	.	.	.	.	.
9	BRYANT, Omarius	1	1	3	4	1.5-6	.	.	.	1	.	.	.	.
50	MOBLEY, D.	1	1	3	4	.	.	.	.	.	.	.	.	.
24	DUCLOS, Devante	1	2	1	3	.	.	.	.	.	.	.	.	.
54	BERTRAM, D.	1	.	3	3	.	.	.	.	.	.	.	.	.
34	DAVIS, Drew	1	1	2	3	.	.	.	.	.	.	.	.	.
5	JOHNSON, Jason	1	1	1	2	.	.	.	.	.	.	.	.	.
44	HOLT, Ben	1	1	1	2	.	.	.	1	.	.	.	.	.
4	IYIEGBUNIWE, J.	1	2	.	2	1.0-1	.	.	.	.	.	.	.	.
2R	ROUSH, Nathan	1	.	2	2	.	.	.	.	.	.	.	.	.
29	JOHNSON, L.	1	1	1	2	.	.	.	.	.	.	.	.	.
37	NUSS, Ryan	1	1	.	1	.	.	.	.	.	.	.	.	.
23	SIMMONS, D.	1	.	1	1	.	.	1-0	1	.	.	.	.	.
8	WARD, Marcus	1	.	1	1	.	.	.	2	.	.	.	.	.
22	FARRIS, DeAndre	1	.	1	1	.	.	.	.	.	.	.	.	.
36	JACKSON, AJ	1	.	.	.	.	.	1-0	1	.	.	.	.	.
TM	TEAM	1	.	.	.	.	.	.	.	.	.	.	.	1
Total		1	30	46	76	5-12	0-0	2-0	7	1	.	1	.	1
Opponents		1	33	40	73	3-11	0-0	.	3	.	.	.	.	.



**The Automated ScoreBook**  
**WKU Team Game-by-Game (as of Sep 04, 2016)**  
**All games**



TEAM STATISTICS

		Rushing				Receiving				Passing				Kick Returns				Punt Returns				tot		
Date	Opponent	no.	yds	td	lg	no.	yds	td	lg	cmp	att	int	yds	td	lg	no.	yds	td	lg	no.	yds	td	lg	off
Sep 01	RICE	30	97	2	39	26	552	3	87	26	35	0	552	3	87	3	111	0	54	2	-4	0	0	649
		30	97	2	39	26	552	3	87	26	35	0	552	3	87	3	111	0	54	2	-4	0	0	649
Opponents		33	105	2	22	23	186	0	26	23	38	2	186	0	26	6	89	0	22	1	2	0	2	291

Games: 1 • Avg/rush: 3.2 • Avg/catch: 21.2 • Pass effic: 235.05 • KR avg: 37.0 • PR avg: -2.0 • All purpose avg/game: 756.0 • Total offense

Date	Opponent	Tackles				Sacks no-yds	Fumble ff fr-yds		Pass Defense int-yds qbh brup			blkd kick	PAT Attempts kick rush rcv			off saf t/o pts		
		ua	a	total	tfl-yds													
Sep 0	RICE	30	46	76	5.0-12	0.0-0	1	0-0	2-0	1	7	0	5-5	0	0	1	7	46
Opponents		33	40	73	3.0-11	0.0-0	0	0-0	0-0	0	3	0	2-2	0	0	0	0	14

		Punting									Field Goals			Kickoffs				
Date	Opponent	no.	yds	avg	long	blkd	tb	fc	50+	i20	md-att	long	blkd	no.	yds	avg	tb	ob
Sep 0	RICE	2	95	47.5	56	0	0	1	1	1	3-4	31	0	9	538	59.8	2	1
		2	95	47.5	56	0	0	1	1	1	3-4	31	0	9	538	59.8	2	1
Opponents		7	313	44.7	53	0	0	2	3	5	0-0	0	0	4	251	62.8	0	1



**The Automated ScoreBook**  
**WKU Opponent Game-by-Game (as of Sep 04, 2016)**  
**All games**



**OPPONENT STATISTICS**

		Rushing				Receiving				Passing				Kick Returns				Punt Returns				tot		
Date	Opponent	no.	yds	td	lg	no.	yds	td	lg	cmp	att	int	yds	td	lg	no.	yds	td	lg	no.	yds	td	lg	off
Sep 01	RICE	33	105	2	22	23	186	0	26	23	38	2	186	0	26	6	89	0	22	1	2	0	2	291
		33	105	2	22	23	186	0	26	23	38	2	186	0	26	6	89	0	22	1	2	0	2	291
WKU		30	97	2	39	26	552	3	87	26	35	0	552	3	87	3	111	0	54	2	-4	0	0	649

Games: 1 • Avg/rush: 3.2 • Avg/catch: 8.1 • Pass effic: 91.12 • KR avg: 14.8 • PR avg: 2.0 • All purpose avg/game: 382.0 • Total offense avg

Date	Opponent	Tackles				Sacks no-yds	Fumble ff fr-yds		Pass Defense int-yds qbh brup			blkd kick	PAT Attempts kick rush rcv			off saf t/o pts		
		ua	a	total	tfl-yds													
Sep 0	RICE	33	40	73	3.0-11	0.0-0	0	0-0	0-0	0	3	0	2-2	0	0	0	0	14
		33	40	73	3.0-11	0.0-0	0	0-0	0-0	0	3	0	2-2	0	0	0	0	14
WKU		30	46	76	5.0-12	0.0-0	1	0-0	2-0	1	7	0	5-5	0	0	1	7	46

		Punting										Field Goals			Kickoffs				
Date	Opponent	no.	yds	avg	long	blkd	tb	fc	50+	i20	md-att	long	blkd	no.	yds	avg	tb	ob	
Sep 0	RICE	7	313	44.7	53	0	0	2	3	5	0-0	0	0	4	251	62.8	0	1	
WKU		7	313	44.7	53	0	0	2	3	5	0-0	0	0	4	251	62.8	0	1	
		2	95	47.5	56	0	0	1	1	1	3-4	31	0	9	538	59.8	2	1	







**The Automated ScoreBook**  
**WKU Game Superlatives (as of Sep 04, 2016)**  
**All games**



**INDIVIDUAL GAME HIGHS**

Rushes	15	WALES, Anthony vs RICE (Sep 01, 2016)
Yards Rushing	58	WALES, Anthony vs RICE (Sep 01, 2016)
TD Rushes	2	WALES, Anthony vs RICE (Sep 01, 2016)
Long Rush	39	BAKER, Quinton vs RICE (Sep 01, 2016)
Pass attempts	31	WHITE, Mike vs RICE (Sep 01, 2016)
Pass completions	25	WHITE, Mike vs RICE (Sep 01, 2016)
Yards Passing	517	WHITE, Mike vs RICE (Sep 01, 2016)
TD Passes	3	WHITE, Mike vs RICE (Sep 01, 2016)
Long Pass	87	WHITE, Mike vs RICE (Sep 01, 2016)
Receptions	7	NORRIS, N. vs RICE (Sep 01, 2016)
Yards Receiving	165	TAYLOR, Taywan vs RICE (Sep 01, 2016)
TD Receptions	2	NORRIS, N. vs RICE (Sep 01, 2016)
Long Reception	87	NORRIS, N. vs RICE (Sep 01, 2016)
Field Goals	2	NUSS, Ryan vs RICE (Sep 01, 2016)
Long Field Goal	31	NUSS, Ryan vs RICE (Sep 01, 2016)
Punts	2	COLLINS, Jake vs RICE (Sep 01, 2016)
Punting Avg	47.5	COLLINS, Jake vs RICE (Sep 01, 2016)
Long Punt	56	COLLINS, Jake vs RICE (Sep 01, 2016)
Punts inside 20	1	COLLINS, Jake vs RICE (Sep 01, 2016)
Long Kickoff Return	54	TOWNER, Kylen vs RICE (Sep 01, 2016)
Tackles	12	MCCOLLUM, T.J. vs RICE (Sep 01, 2016)
Tackles For Loss	1.5	BRYANT, Omarius vs RICE (Sep 01, 2016)
Interceptions	1	SIMMONS, D. vs RICE (Sep 01, 2016)
	1	JACKSON, AJ vs RICE (Sep 01, 2016)



**The Automated ScoreBook**  
**WKU Game Superlatives (as of Sep 04, 2016)**  
**All games**



**TEAM GAME HIGHS**

Rushes	30	vs RICE (Sep 01, 2016)
Yards Rushing	97	vs RICE (Sep 01, 2016)
Yards Per Rush	3.2	vs RICE (Sep 01, 2016)
TD Rushes	2	vs RICE (Sep 01, 2016)
Pass attempts	35	vs RICE (Sep 01, 2016)
Pass completions	26	vs RICE (Sep 01, 2016)
Yards Passing	552	vs RICE (Sep 01, 2016)
Yards Per Pass	15.8	vs RICE (Sep 01, 2016)
TD Passes	3	vs RICE (Sep 01, 2016)
Total Plays	65	vs RICE (Sep 01, 2016)
Total Offense	649	vs RICE (Sep 01, 2016)
Yards Per Play	10.0	vs RICE (Sep 01, 2016)
Points	46	vs RICE (Sep 01, 2016)
First Downs	23	vs RICE (Sep 01, 2016)
Penalties	8	vs RICE (Sep 01, 2016)
Penalty Yards	74	vs RICE (Sep 01, 2016)
Interceptions By	2	vs RICE (Sep 01, 2016)
Punts	2	vs RICE (Sep 01, 2016)
Punting Avg	47.5	vs RICE (Sep 01, 2016)
Long Punt	56	vs RICE (Sep 01, 2016)
Punts inside 20	1	vs RICE (Sep 01, 2016)



**The Automated ScoreBook**  
**WKU Game Superlatives (as of Sep 04, 2016)**  
**All games**



**OPPONENT INDIVIDUAL GAME HIGHS**

Rushes	11	STEHLING, Tyler, vs RICE (Sep 01, 2016)
Yards Rushing	85	STEHLING, Tyler, vs RICE (Sep 01, 2016)
TD Rushes	1	DAVIS, Jowan, vs RICE (Sep 01, 2016)
	1	STEHLING, Tyler, vs RICE (Sep 01, 2016)
Long Rush	22	STEHLING, Tyler, vs RICE (Sep 01, 2016)
Pass attempts	38	STEHLING, Tyler, vs RICE (Sep 01, 2016)
Pass completions	23	STEHLING, Tyler, vs RICE (Sep 01, 2016)
Yards Passing	186	STEHLING, Tyler, vs RICE (Sep 01, 2016)
Long Pass	26	STEHLING, Tyler, vs RICE (Sep 01, 2016)
Receptions	4	MAYDEN, James, vs RICE (Sep 01, 2016)
Yards Receiving	60	SMITH, Parker, vs RICE (Sep 01, 2016)
Long Reception	26	SMITH, Parker, vs RICE (Sep 01, 2016)
Punts	7	FOX, Jack, vs RICE (Sep 01, 2016)
Punting Avg	44.7	FOX, Jack, vs RICE (Sep 01, 2016)
Long Punt	53	FOX, Jack, vs RICE (Sep 01, 2016)
Punts inside 20	5	FOX, Jack, vs RICE (Sep 01, 2016)
Long Punt Return	2	BANKS, VJ, vs RICE (Sep 01, 2016)
Long Kickoff Return	22	STEWART, Samuel, vs RICE (Sep 01, 2016)
Tackles	8	ELLERBEE, E., vs RICE (Sep 01, 2016)
	8	IBE, JT, vs RICE (Sep 01, 2016)
Tackles For Loss	1.0	THOMPSON, JP, vs RICE (Sep 01, 2016)
	1.0	MCGASKEY, T., vs RICE (Sep 01, 2016)
	1.0	WILKINS, Roe, vs RICE (Sep 01, 2016)



**The Automated ScoreBook**  
**WKU Game Superlatives (as of Sep 04, 2016)**  
**All games**



**OPPONENT TEAM GAME HIGHS**

Rushes	33	vs RICE (Sep 01, 2016)
Yards Rushing	105	vs RICE (Sep 01, 2016)
Yards Per Rush	3.2	vs RICE (Sep 01, 2016)
TD Rushes	2	vs RICE (Sep 01, 2016)
Pass attempts	38	vs RICE (Sep 01, 2016)
Pass completions	23	vs RICE (Sep 01, 2016)
Yards Passing	186	vs RICE (Sep 01, 2016)
Yards Per Pass	4.9	vs RICE (Sep 01, 2016)
Total Plays	71	vs RICE (Sep 01, 2016)
Total Offense	291	vs RICE (Sep 01, 2016)
Yards Per Play	4.1	vs RICE (Sep 01, 2016)
Points	14	vs RICE (Sep 01, 2016)
First Downs	21	vs RICE (Sep 01, 2016)
Penalties	10	vs RICE (Sep 01, 2016)
Penalty Yards	62	vs RICE (Sep 01, 2016)
Turnovers	2	vs RICE (Sep 01, 2016)
Punts	7	vs RICE (Sep 01, 2016)
Punting Avg	44.7	vs RICE (Sep 01, 2016)
Long Punt	53	vs RICE (Sep 01, 2016)
Punts inside 20	5	vs RICE (Sep 01, 2016)
Long Punt Return	2	vs RICE (Sep 01, 2016)





The Automated ScoreBook  
WKU Games Played (as of Sep 04, 2016)  
All games



##	PLAYER	GP-GS	RICE
30	BAKER, Quinton	1/-	XXX
54	BERTRAM, D.	1/-	XXX
7	BROWN, Joe	1/1	START
2D	BROWN, Keith	1/1	START
17	BROWN, Stephon	1/-	XXX
9	BRYANT, Omarius	1/1	START
13	BUSH, Will	1/-	XXX
86	COLE, Josh	1/-	XXX
49	COLLINS, Jake	1/-	XXX
34	DAVIS, Drew	1/-	XXX
12	DAWSON, N.	1/-	XXX
87	DONATELL, S.	1/-	XXX
47	DOWLING, Nolan	1/-	XXX
24	DUCLOS, Devante	1/-	XXX
64	EDWARDS, Dennis	1/1	START
1	FANT, Nacarius	1/1	START
22	FARRIS, DeAndre	1/-	XXX
32	FERBY, D'Andre	1/-	XXX
7Q	FERGUSON, Tyler	1/-	XXX
4D	GARDNER, Juwan	1/-	XXX
28	GREENE, Drell	1/-	XXX
70	HALPIN, Max	1/1	START
44	HOLT, Ben	1/-	XXX
99	HORTON, Ty'Ron	1/-	XXX
4	IYIEGBUNIWE, J.	1/1	START
36	JACKSON, AJ	1/-	XXX
11	JACKSON, Lucky	1/-	XXX
3	JOHNSON, Chris	1/1	START
5	JOHNSON, Jason	1/-	XXX
29	JOHNSON, L.	1/-	XXX
18	JOHNSON, S.	1/1	START
76	LAMP, Forrest	1/1	START
31	LESTON, Branden	1/1	START
96	LEWIS, Julien	1/-	XXX
89	MAXWELL, D.	1/-	XXX
6	MCCOLLUM, T.J.	1/1	START
27	MIMS, Martavius	1/-	XXX
50	MOBLEY, D.	1/-	XXX
69	NORD, Matt	1/-	XXX
15	NORRIS, N.	1/1	START
37	NUSS, Ryan	1/-	XXX
42	OVERSTREET, D.	1/1	START
51	RAY, Brandon	1/1	START
1L	REEVES, Tanner	1/1	START
39	RINELLA, Alex	1/-	XXX
48	ROBINSON, K.	1/-	XXX
2R	ROUSH, Nathan	1/-	XXX



The Automated ScoreBook  
WKU Games Played (as of Sep 04, 2016)  
All games



##	PLAYER	GP-GS	RICE
56	SAYNER, Evan	1/-	XXX
88	SIMCOX, Skyler	1/-	XXX
23	SIMMONS, D.	1/1	START
75	SIMS, Jimmie	1/-	XXX
2	TAYLOR, Taywan	1/1	START
81	TOWNER, Kylan	1/-	XXX
50	TRIGG, Marquez	1/-	XXX
41	VAUGHAN, Blair	1/-	XXX
20	WALES, Anthony	1/1	START
8	WARD, Marcus	1/1	START
14	WHITE, Mike	1/1	START
62	WILLIAMS, D.	1/1	START
19	YELDER, Deon	1/-	XXX