



ALABAMA

CRIMSON TIDE FOOTBALL

16 NATIONAL CHAMPIONSHIPS | 119 FIRST TEAM ALL-AMERICANS | 63 BOWL APPEARANCES | 35 BOWL VICTORIES | 25 SEC CHAMPIONSHIPS

1/1 ALABAMA (2-0, 0-0 SEC)

Sept. 3	vs. 20/17 USC (ABC)	W, 52-6
Sept. 10	UR/RV Western Kentucky (ESPN2)	W, 38-10
Sept. 17	*at 19/17 Ole Miss (CBS)	2:30 p.m.
Sept. 24	Kent State (SEC Network)	11 a.m.
Oct. 1	*Kentucky	TBA
Oct. 8	*at Arkansas	TBA
Oct. 15	*at Tennessee	TBA
Oct. 22	*Texas A&M	TBA
Nov. 5	*at LSU	TBA
Nov. 12	*Mississippi State	TBA
Nov. 19	Chattanooga	TBA
Nov. 26	*Auburn	TBA

19/17 OLE MISS (1-1, 0-0 SEC)

Sept. 5	vs. 4/4 Florida State (ESPN)	L, 45-34
Sept. 10	Wofford (SEC Network)	W, 38-13
Sept. 17	*1/1 Alabama (CBS)	2:30 p.m.
Sept. 24	*Georgia (ESPN)	11 a.m.
Oct. 1	Memphis	TBA
Oct. 15	*at Arkansas	TBA
Oct. 22	*at LSU	TBA
Oct. 29	*Auburn	TBA
Nov. 5	Georgia Southern	TBA
Nov. 12	*at Texas A&M	TBA
Nov. 19	*at Vanderbilt	TBA
Nov. 26	*Mississippi State	TBA

*Conference Game

All times are Central and subject to change

Rankings listed are AP/Amway Coaches Poll

ON THE AIR

TELEVISION

CBS

Play-by-Play: Verne Lundquist
Color Analyst: Gary Danielson
Sideline: Allie LaForce



RADIO

Crimson Tide Sports Network
Play-by-Play: Eli Gold
Color Analyst: Phil Savage
Sideline: Chris Stewart



SATELLITE RADIO

CTSN on Sirius: 112
CTSN on XM: 191



(2-0, 0-0 SEC)

ALABAMA
CRIMSON TIDE

GAME 3

Date Saturday, Sept. 17
Time 2:30 p.m. CT
Location Oxford, Miss.
Venue Vaught-Hemingway
Capacity 64,038
Television CBS
Series Record ... UA leads 47-11-2
Last Meeting Sept. 19, 2015
..... Alabama 37, Ole Miss 43

Ole Miss

(1-1, 0-0 SEC)

OLE MISS
REBELS

THE GAME: The No. 1/1 University of Alabama football team travels to Oxford, Miss., to open SEC play against the No.19/17 Ole Miss Rebels at Vaught-Hemingway Stadium. The matchup between the Crimson Tide and Rebels is scheduled for a 2:30 p.m. CT kickoff on CBS. Verne Lundquist will serve as the play-by-play announcer with Gary Danielson at his side as the color analyst. The pair will be joined by sideline reporter Allie LaForce. Eli Gold and Phil Savage will handle the radio call on the Crimson Tide Sports Network, with Chris Stewart serving as the sideline reporter. Westwood One will have the national radio broadcast.

RANKINGS: Alabama remains No. 1 in both major polls this week following Saturday's 38-10 win over Western Kentucky. Ole Miss is ranked No. 19 in the Associated Press Poll and No. 17 in the Amway Coaches Poll.

OLE MISS: The Rebels enter Saturday's game with a 1-1 overall record after opening the season with a 45-34 loss to Florida State on Sept. 5 at Camping World Stadium in Orlando, Fla. Ole Miss rebounded to defeat Wofford, 38-13, in its home opener on Sept. 10. The Rebels are led by Hugh Freeze, who is in his fifth season in Oxford. Freeze has a career record of 65-26 in eight seasons, including a 35-13 mark with Ole Miss, and has led the Rebels to consecutive bowl appearances on New Year's Day.

SERIES HISTORY: Alabama and Ole Miss will meet for the 64th time in a series that dates back to 1894. The Crimson Tide owns the all-time advantage, 47-11-2 (51-10-2 actual). Ole Miss won the most recent meeting between the two teams, 43-37, in Tuscaloosa in 2015. Alabama is 7-4 all-time in Oxford and has won four of its last five games at Vaught-Hemingway Stadium, falling 23-17 in their last trip in 2014.

SEC ROAD OPENERS UNDER SABAN: Nick Saban is 8-1 in road conference openers during his time with the Crimson Tide and has outscored his opponents, 332-163 (36.8-18.1 ppg) in his first nine seasons at Alabama.

NEXT GAME: Alabama will return home to play Mid-American Conference foe Kent State on Sept. 24 on the SEC Network at 11 a.m. CT at Bryant-Denny Stadium. In their only previous meeting, the Crimson Tide defeated the Golden Flashes, 48-7, in the 2011 season opener in Tuscaloosa. Nick Saban is 2-0 against his alma mater, having also defeated Kent State, 28-14, in his first season as a head coach at Toledo in 1990.

CRIMSON TIDE FOOTBALL MEDIA SERVICES

Monday	Tuesday	Wednesday	Thursday	Friday	Saturday	Sunday
MEDIA DAY 12 p.m. - Coach Saban 12:30 p.m. - Players 4 p.m. - Viewing	PRACTICE 1 p.m. - Players 3:40 p.m. - Viewing	SEC COACHES TELECONFERENCE 10:40 a.m. PRACTICE 3:40 p.m. - Viewing 6 p.m. - Coach Saban 6:15 p.m. - Players	NO MEDIA AVAILABILITY	NO MEDIA AVAILABILITY	OLE MISS 2:30 p.m. CT CBS	OFF DAY



@ALABAMAFTBL



@ALABAMAFTBL



@ALABAMAFTBL

MONDAY

12 p.m. CT - Coach Saban Press Conference – Alabama head coach Nick Saban will be available to the media for his weekly press conference in the Naylor Stone Media Room in the Mal Moore Building at 12 p.m. The audio of Coach Saban's media briefing can also be heard by teleconference by calling 1-800-973-1544 (password is U of A). Selected players that have been requested 24 hours in advance will be available in the Naylor Stone Media Room following Coach Saban's press conference at 12:30 p.m. Player requests should be made by contacting Josh Maxson or Alex Thompson. Josh can be reached by e-mail (jmaxson@ia.ua.edu) or phone (205) 348-3631. Alex can be reached by e-mail (athompson@ia.ua.edu) or phone (205) 348-6084. Requests must be made no later than 5 p.m. CT on Sunday.

MONDAY PRESS CONFERENCE SCHEDULE

12 p.m. Coach Saban
 12:30 p.m. Selected Players

3 p.m. CT – Game notes and press conference quotes/video posted on RollTide.com.

4 p.m. – Practice at the Thomas-Drew Practice Fields (limited viewing period at beginning; no media availability following practice).

TUESDAY

1 p.m. CT – Selected players available in the Naylor Stone Media Room.

3:40 p.m. – Practice at the Thomas-Drew Practice Fields (limited viewing period at beginning).

WEDNESDAY

10 a.m.-12:10 p.m. – SEC Weekly Teleconference – Nick Saban (10:40-10:50 a.m.) - 1-877-381-5694 (Confidential). Contact SEC Office 1-205-458-3000 for weekly passcode to access the call.

3:40 p.m. – Practice at the Thomas-Drew Practice Fields (limited viewing period at beginning).

6 p.m. – Coach Saban available to the media following practice in the Naylor Stone Media Room.

6:15 p.m. – Selected players available to the media following practice in the Naylor Stone Media Room.

THURSDAY

No media availability

FRIDAY

No media availability

ON THE INTERNET

RollTide.com – Alabama's official athletics web site serves as a resource for in-depth information on current and historical Crimson Tide student-athletes, coaches and teams. The football page includes links to rosters, coaching staff, notes packages, practice reports and schedules as well as Tide TV and all of Alabama's rich football history and tradition.

SECsportsmedia.com – Media covering the Southeastern Conference have its own web site to get the latest information on the league. Through the services of Sports Systems, Inc., the site has the latest updated standings, results, schedules, statistics, notes and PDF versions of all SEC releases and media guides. On the site, the SEC has a digital image platform that provides access to the SEC's latest photographs, images, logos and links to all of the SEC school media web sites and home pages.

CRIMSON TIDE VIDEO FTP: Links to download footage for broadcast television use only will be emailed when footage is made available. For questions or to be added to the list, please contact Christopher England by e-mail at cengland@ia.ua.edu.

ALABAMA PLAYERS: Interview requests for Alabama players should be made through Alex Thompson (athompson@ia.ua.edu). Player interviews are usually conducted at Monday's press conference beginning at 12:30 p.m., before practice on Tuesday and after practice on Wednesday. All player requests for Monday's press conference need to be made by 5 p.m. on the Sunday before, so proper notice can be given to the players. Players are off limits for interviews beginning Thursday.

GAME CREDENTIALS: Media should apply for credentials at www.RollTide.com/media. All credentials are held at media will call, which is located in the northwest corner of Bryant-Denny Stadium at Ticket Window 8 which is located next to Gate 3. The media will call window opens three hours prior to kickoff. Any questions can be directed to Roots Woodruff.

ALABAMA ATHLETICS COMMUNICATIONS

Phone: 205-348-6084

Fax: 205-348-8841

Director of Football Communications:
 Josh Maxson
 Office: 205-348-3631
 e-mail: jmaxson@ia.ua.edu

Assistant Director of Athletics Communications:
 Todd Bell (Notes/Football Players)
 Phone: 972-825-6686
 e-mail: tbell@ia.ua.edu

Associate Director of Athletics Communications:
 Roots Woodruff (Football Credentials)
 Phone: 205-394-2758
 e-mail: rwoodruff@ia.ua.edu

Senior Associate Athletics Director for Athletics Communications:
 Douglas Walker
 Phone: 205-310-8682
 e-mail: dwalker@ia.ua.edu

Assistant Director of Athletics Communications:
 Alex Thompson (Football Players/Notes)
 Phone: 440-666-7615
 e-mail: athompson@ia.ua.edu

Assistant Director of Athletics Communications:
 Nathan Sheehan
 Phone: 847-846-9894
 e-mail: nsheehan@ia.ua.edu

Director of Athletics Communications:
 Jessica Paré (Football Program)
 Phone: 205-394-5985
 e-mail: jpare@ia.ua.edu

Associate Director of Athletics Communications:
 Aaron Jordan (Football Statistics)
 Phone: 205-913-1979
 e-mail: ajordan@ia.ua.edu

FACING OFF WITH THE BEST: The Crimson Tide has the fourth-toughest schedule in college football this season per ESPN.com's preseason College Football Power Index, trailing only USC, Ole Miss and Florida State. Alabama will face off with nine teams who participated in a bowl game a season ago and will meet four teams ranked in the preseason Associated Press Top 25.

ALWAYS IN THE HUNT: Since the 2008 season, Alabama has played in just three regular season games without national championship implications. Following the Crimson Tide's 24-21 loss to LSU during the 2010 calendar year, UA was essentially eliminated from a chance to keep itself in the national championship discussion. The final three games of that season mark the only three regular season contests without national championship implications during that time.

RETURNING SUCCESS: The Crimson Tide returns 14 starters and 46 letterwinners from its 2015 squad that finished 14-1 as the SEC and National Champions. The 2016 team returns five starters on a veteran defense including seniors Jonathan Allen, Eddie Jackson and Reuben Foster. The offense welcomes back key pass catchers in tight end O.J. Howard and receivers Calvin Ridley and ArDarius Stewart.

FIRST TIME STARTERS: The Crimson Tide had three student-athletes make their first career start against Western Kentucky on Sept. 10, including two on offense and one on defense. Making their first starts on offense were Jalen Hurts (QB) and Gehrig Dieter (WR). Anthony Averett (DB) made his first start on defense. Seven student-athletes made their first career start in the season-opening contest with USC, including three on defense and four on offense. Getting their first career nod on defense were Ryan Anderson (LB), Dalvin Tomlinson (DE) and Tim Williams (LB). The offensive starters were made up of Blake Barnett (QB), Miller Forristall (TE), Damien Harris (RB) and Jonah Williams (OT).

BEATING THE BEST: The Crimson Tide is 40-12 (.769) against the Associated Press top 25, including a 22-6 (.786) mark against AP top-10 teams since the start of 2008. This season, the Tide will face off against four teams in the AP preseason poll. Alabama finished 8-1 in 2015 against the AP top 25 after going 5-2 in 2014, 3-2 in 2013 and 5-1 in 2012. The Tide held a 4-1 mark vs. top-25 teams in 2011 and went 5-3 against the AP top 25 in 2010.

ALABAMA FOOTBALL

QUICK FACTS

Location	Tuscaloosa, Ala.
Enrollment	37,100
Founded	April 12, 1831
Conference	Southeastern (West)
Colors	Crimson and White
Nickname	Crimson Tide
President	Dr. Stuart Bell
Athletic Director	Bill Battle
Faculty Athletics Representative	Dr. James King

FOOTBALL HISTORY

First Season	1892
All-Time Record	866-326-43 (.718)
All-Time SEC Record	386-167-20 (.691)
National Championships	16
SEC Championships	25
First Team All-Americans	119 players, 153 times
First Team All-Conference	239 players, 319 times
Bowl Appearances	63
Bowl Victories	35

COACHING STAFF

Head Coach	Nick Saban
Alma Mater	Kent State, 1973
Collegiate Career Record (Years)	193-60-1 (21st)
Alabama Record (Years)	102-18 (10th)
Offensive Coordinator	Lane Kiffin
Alma Mater	Fresno State, 1998
Defensive Coordinator	Jeremy Pruitt
Alma Mater	West Alabama, 1999

TEAM INFORMATION

2015 Overall Record	14-1
2015 SEC Record/Finish	7-1/First (West)
2015 Bowl	Goodyear Cotton Bowl (CFP Semifinal)
Bowl Result	Alabama 38, Michigan State 0
CFP Championship	Alabama 45, Clemson 40
Final Ranking	No. 1 Associated Press
	No. 1 USA TODAY Coaches

2016 SOUTHEASTERN CONFERENCE STANDINGS

EASTERN DIVISION

School	Overall	SEC
Florida	2-0	1-0
South Carolina	1-1	1-1
Georgia	2-0	0-0
Tennessee	2-0	0-0
Missouri	1-1	0-0
Vanderbilt	0-2	0-1
Kentucky	0-2	0-1

WESTERN DIVISION

School	Overall	SEC
Mississippi State	1-1	1-0
Alabama	2-0	0-0
Arkansas	2-0	0-0
Texas A&M	2-0	0-0
Auburn	1-1	0-0
LSU	1-1	0-0
Ole Miss	1-1	0-0



PRONUNCIATION GUIDE

#65 DEONTE Brown	dee-ON-tay
#48 MEKHI Brown	Muh-KI
#5 SHYHEIM Carter	sheh-HEEM
#11 Gehrig DIETER	DEE-ter
#7 TREVON Diggs	TRAY-von
#43 Lawrence EREKOSIMA	O-seem-uh
#87 Miller FORRISTALL	FOUR-is-tall
#24 TERRELL Hall	TEAR-uhl
#63 J.C. HASSENAUER	HAAS-en-our
#81 Derek KIEF	Keef
#78 KORREN KIRVEN	CORE-in CURVE-in
#84 Hale HENTGES	HEN-ches
#19 XAVIAN Marks	Zay-V-an
#92 Andy PAPANASTOS	pop-uh-NASS-tis
#94 DA'RON Payne	DA-Ron
#72 Richie PETITBON	PETTY-bone
#71 Ross PIERSCHBACHER	PEERSCH-baker
#13 ArDARIUS Stewart	R-darius
#14 DEIONTE Thompson	dee-ON-tay

PRESEASON HONORS

Jonathan Allen

First Team Preseason All-America (Athlon)
First Team Preseason All-America (Phil Steele)
First Team Preseason All-America (Sporting News)
First Team Preseason All-America (CBS Sports)
Bednarik Award Watch List
Ronnie Lott IMPACT Trophy Watch List
Nagurski Trophy Watch List
Rotary Lombardi Award Watch List

Ryan Anderson

Butkus Award Watch List
Rotary Lombardi Award Watch List

Reuben Foster

Second Team Preseason All-America (Athlon)
Second Team Preseason All-America (Phil Steele)
Second Team Preseason All-America (Sporting News)
Second Team Preseason All-America (CBS Sports)
Bednarik Award Watch List
Butkus Award Watch List
Nagurski Trophy Watch List
Rotary Lombardi Award Watch List

Adam Griffith

Lou Groza Award Watch List

Da'Shawn Hand

Fourth Team Preseason All-America (Phil Steele)
Rotary Lombardi Award Watch List

Damien Harris

Fourth Team Preseason All-America (Phil Steele)
Doak Walker Award Watch List

O.J. Howard

First Team Preseason All-America (Phil Steele)
Second Team Preseason All-America (Sporting News)
Second Team Preseason All-America (CBS Sports)
Fourth Team Preseason All-America (Athlon)
Mackey Award Watch List
Maxwell Award Watch List
Wuerffel Award Watch List
Rotary Lombardi Award Watch List
Allstate/AFCA Good Works Team Nominee

Da'Ron Payne

Rotary Lombardi Award Watch List

Marlon Humphrey

Third Team Preseason All-America (Phil Steele)
Nagurski Trophy Watch List

Eddie Jackson

Second Team Preseason All-America (Athlon)
Second Team Preseason All-America (Phil Steele)
Second Team Preseason All-America (Sporting News)
Bednarik Award Watch List
Walter Camp Player of the Year Award Watch List
Ronnie Lott IMPACT Trophy Watch List
Nagurski Trophy Watch List
Jim Thorpe Award Watch List

Calvin Ridley

First Team Preseason All-America (Athlon)
First Team Preseason All-America (Phil Steele)
First Team Preseason All-America (Sporting News)
First Team Preseason All-America (CBS Sports)
Biletnikoff Award Watch List
Maxwell Award Watch List

Cam Robinson

First Team Preseason All-America (Athlon)
First Team Preseason All-America (Phil Steele)
First Team Preseason All-America (Sporting News)
First Team Preseason All-America (CBS Sports)
Outland Trophy Watch List
Rotary Lombardi Award Watch List

Bo Scarbrough

Doak Walker Award Watch List

JK Scott

First Team Preseason All-America (Athlon)
First Team Preseason All-America (Phil Steele)
First Team Preseason All-America (CBS Sports)
Ray Guy Award Watch List
Wuerffel Trophy Watch List

Dalvin Tomlinson

Second Team Preseason All-America (Sporting News)
Rotary Lombardi Award Watch List

Tim Williams

First Team Preseason All-America (Phil Steele)
First Team Preseason All-America (CBS Sports)
Fourth Team Preseason All-America (Athlon)
Bednarik Award Watch List
Ronnie Lott IMPACT Trophy Watch List
Nagurski Trophy Watch List
Butkus Award Watch List
Rotary Lombardi Award Watch List

ALABAMA HAS MOST WINS SINCE 2008: Dating back to the start of the 2008 season, Alabama has won 100 games, which is the most in the Football Bowl Subdivision. The Crimson Tide won 12 games in 2008, followed by a perfect 14-0 record in 2009, a 10-3 mark in 2010 and a 12-1 record in 2011. Alabama finished 13-1 in 2012, 11-2 in 2013, 12-2 in 2014 and 14-1 in 2015. Boise State is second with 92 wins while Oregon is third with 91 victories.

Total Wins (since 2008)

Team	Wins	2008+09+10+11+12+13+14+15+16
1. ALABAMA	100	12+14+10+12+13+11+12+14+2
2. Boise State	92	12+14+12+12+11+8+12+9+2
3. Oregon	91	10+10+12+12+12+11+13+9+2
4. TCU	83	11+12+13+11+7+5+12+11+1
5. LSU	79	8+9+12+13+9+10+8+9+1

NON-OFFENSIVE TDs IN THE SABAN ERA: Eddie Jackson's 55-yard interception return for a score in the second quarter against Western Kentucky was the 48th non-offensive touchdown of the Nick Saban era and the second for Alabama this season. Against USC, Marlon Humphrey returned an interception 18 yards for a touchdown in the Tide's season-opening 52-6 win over USC. Alabama has scored non-offensive touchdowns in its last four games – two interceptions, a punt return and a kickoff return – dating back to the CFP semifinal vs. Michigan State on Dec. 31, 2015. In 2015, the Tide posted 10 non-offensive touchdowns, including four interceptions, four punt returns, one kickoff return and one blocked punt return. The Crimson Tide took a school-record three interceptions back for touchdowns against Texas A&M on Oct. 17. Since Saban took over in 2007, Alabama has garnered 21 interception returns, 13 punt returns, six kickoff returns, four fumble returns and four blocked punt returns for a touchdown. Alabama scored one non-offensive touchdown in 2014. The Tide scored seven non-offensive touchdowns in 2013, including three in the season opener against Virginia Tech, marking the first time the Crimson Tide had done so in a game since Sept. 30, 1995, against Georgia.

Non-Offensive TDs in the Saban Era

Season	INT	FR	KOR	PR	BkPR	Totals
2016	2	—	—	—	—	2
2015	4	—	1	4	1	10
2014	—	1	—	—	—	1
2013	3	—	1	2	1	7
2012	1	1	1	—	—	3
2011	3	—	—	1	1	5
2010	2	—	1	—	1	4
2009	2	1	2	1	—	6
2008	4	1	—	4	—	9
2007	—	—	—	1	—	1
TOTALS	21	4	6	13	4	48

COACHING ASSIGNMENTS

Burton Burns - Associate Head Coach/Running Backs/Special Teams	Sideline
Mario Cristobal - Assistant Head Coach/Tackles & Tight Ends	Sideline
Karl Dunbar - Defensive Line	Sideline
Brent Key - Offensive Line/Centers & Guards	Sideline
Lane Kiffin - Offensive Coordinator/Quarterbacks	Sideline
Tosh Lupoi - Co-Defensive Coordinator/Outside Linebackers	Sideline
Jeremy Pruitt - Defensive Coordinator/Inside Linebackers	Sideline
Derrick Ansley - Secondary	Booth
Billy Napier - Wide Receivers	Booth

NFL DRAFT: The Crimson Tide saw seven former UA players selected in the 2016 NFL Draft, including first-round pick Ryan Kelly who went 18th overall to the Indianapolis Colts. Linebacker Reggie Ragland was the next to go (41st, Buffalo Bills) followed by Derrick Henry (45th, Tennessee Titans), A'Shawn Robinson (46th, Detroit Lions), Jarran Reed (49th, Seattle Seahawks) and Cyrus Jones (60th, New England Patriots), all in the second round. Running back Kenyan Drake rounded out the 2016 NFL Draft class when he was chosen by the Miami Dolphins at 73rd overall in the third round.

LEADING THE WAY TO THE NFL: Alabama has had more draft picks over the last six drafts (44) than any other college in the nation. Fifteen of those picks have been first-round selections and 25 have gone in the first two rounds. The list of 44 features four Super Bowl Champions, seven Pro Bowl selections, one All-Pro and one Offensive Rookie of the Year.

OFF-THE-FIELD NOTES

TIDE ALUM ARIE KOUANDJIO EARNS U.S. CITIZENSHIP: Former Alabama offensive lineman Arie Kouandjio became an American citizen earlier this week at a naturalization ceremony in Washington, D.C. Kouandjio, who is a member of the Washington Redskins, played for Alabama from 2011-14 and was a fourth round pick of the Redskins in 2015. Kouandjio and his brother Cyrus, who played for the Tide from 2011-13 and is currently with the Buffalo Bills, emigrated to the U.S. from Cameroon with their family when the pair were children.

ALABAMA DEGREES: Alabama's success on the field over the past nine seasons under the direction of head coach Nick Saban has coincided with the Crimson Tide's success in the classroom. **The 2016 squad features nine players who already have degrees in hand going into the season opener with USC.** Over the previous eight seasons (2008-15) Alabama saw **94 degrees earned (graduate and undergraduate)** by players who were still suiting up for the Crimson Tide after having graduated. Since the 2010 season, Alabama has seen an impressive **11 players earn a master's degree** before stepping foot on the field. In 2015, the Crimson Tide led all bowl teams with a total of 29 players who earned their degrees prior to the start of postseason play. Three of the 29 earned their master's degrees during the 2015 season.

GRADUATING WITH THE BEST: The Alabama football team has not only been dominant on the field, but also in the classroom. The Crimson Tide ranks fourth among Associated Press Preseason Top 25 teams for its graduation rate of 86 percent. Ahead of Alabama are only Stanford (99 percent) and Notre Dame (93 percent) and UCLA (89 percent). Alabama's percentage was the Southeastern Conference's highest graduation success rate (GSR) of all 14 SEC football programs.

ACADEMIC PROWESS: The Tide has been a model of success on the football field, but the team has generated plenty of accolades in the classroom as well. Below are some of the academic highlights under head coach Nick Saban.

- A total of nine Crimson Tide players will take the field with their degrees in hand for the season opener with USC.
- Earned Graduation Success Rate (GSR) of 86 this year, the highest across all 14 SEC football programs.
- In 2015, for the third consecutive year, Alabama football led the nation in graduates on its roster during postseason play (29 in 2015, 22 in 2014; 28 in 2013).
- Alabama's last four national title football teams (2009, 2011, 2012, 2015) included 89 players who had earned their degrees prior to game time.
- The 2014 team was recognized as one of the nation's top academic programs, ranking third in the annual academic rankings of the top 25 college football teams produced by New America, a Washington D.C. think-tank.
- The 2011 BCS national championship team had 21 graduates playing in the bowl game, which was the second most in the country.
- That 2011 team led the SEC with 38 student-athletes being named to the SEC Academic Honor Roll
- The 2009 BCS national championship team led the country with 11 graduates

ALABAMA IN THE AP POLL

Alabama has been ranked in 745 of the 1,107 Associated Press college football polls since 1936, according to the AP Poll Archive. The Crimson Tide owns a 455-127-8 (.778) all-time record in games when ranked in the Associated Press college football poll, including a 97-15 (.866) mark under head coach Nick Saban. The Crimson Tide is also ranked in the AP poll for the 132nd consecutive week, topping its previous streak set in the mid 1990s when UA was ranked for 71 straight weeks under head coach Gene Stallings. Alabama has started five seasons at No. 1 (2016, 2013, 2010, 1978, 1966).

ASSOCIATED PRESS TOP 25 (SEPT. 11)

Rank	Team (FPV)	Record	Points	Previous Rank
1	ALABAMA (56)	2-0	1,520	1
2	Florida State (4)	2-0	1,437	3
3	Ohio State	2-0	1,359	4
4	Michigan (1)	2-0	1,298	5
5	Clemson	2-0	1,284	2
6	Houston	2-0	1,264	6
7	Stanford	1-0	1,137	7
8	Washington	2-0	983	8
9	Wisconsin	2-0	893	10
10	Louisville	2-0	890	13
11	Texas	2-0	872	11
12	Michigan State	1-0	747	12
13	Iowa	2-0	694	16
14	Oklahoma	1-1	686	14
15	TENNESSEE	2-0	665	17
16	Georgia	2-0	584	9
17	TEXAS A&M	2-0	564	20
18	Notre Dame	1-1	526	18
19	OLE MISS	1-1	473	19
20	LSU	1-1	391	21
21	Baylor	2-0	305	23
22	Oregon	2-0	292	24
23	Florida	2-0	205	-
24	ARKANSAS	2-0	198	-
25	Miami	2-0	197	25

Others Receiving Votes: TCU 62, Utah 62, San Diego State 51, UCLA 47, Boise State 42, Pittsburgh 39, Oklahoma State 22, Nebraska 11, North Carolina 10, **AUBURN 7**, Central Michigan 4, Colorado 2, Cincinnati 1, Arizona State 1.

2016 Opponents in **BOLD**

SABAN AMONG THE BEST

TOP WINNING PERCENTAGE (DIVISION I) BY ACTIVE COACHES (10 YEARS)

Urban Meyer	Ohio State (13th)	156-27	.852
Chris Petersen	Washington (11th)	109-24	.820
Bob Stoops	Oklahoma (18th)	180-47	.793
NICK SABAN	ALABAMA (21ST)	193-60-1	.762
Gary Patterson	TCU (17th)	144-48	.750

ALABAMA IN THE COACHES POLL

The Crimson Tide has enjoyed much success in the coaches rankings over the past half century. The United Press International debuted the coaches poll in 1950 and ran the poll through the 1990 season. *USA TODAY* has administered the poll for the past 26 seasons (1991-2016), and in 2014, Amway became the title sponsor. Alabama was ranked No. 1 in the 2010 preseason coaches' poll after starting out the 2009 preseason poll at No. 5. Alabama remained in the top five the entire season, reaching No. 1 after defeating Florida in the SEC Championship and holding the position to claim the national championship after defeating Texas in Pasadena. The Tide then claimed the No. 1 spot to close out the 2011, 2012 and 2015 seasons, while beginning at No. 1 in 2016. The Tide has compiled five UPI (1961, 1964, 1973 & 1979) and five *USA TODAY* (1992, 2009, 2011, 2012 & 2015) coaches poll national titles.

AMWAY COACHES TOP 25 (SEPT. 11)

Rank	Team (FPV)	Record	Points	Previous Rank
1	ALABAMA (62)	2-0	1,598	1
2	Florida State (1)	2-0	1,490	3
3	Clemson (1)	2-0	1,447	2
4	Ohio State	2-0	1,440	4
5	Michigan	2-0	1,279	6
6	Stanford	1-0	1,257	5
7	Houston	2-0	1,243	7
8	Michigan State	1-0	1,034	8
9	Washington	2-0	945	11
10	Louisville	2-0	894	15
11	Iowa	2-0	875	10
12	Wisconsin	2-0	793	16
13	Georgia	2-0	777	9
14	Oklahoma	1-1	723	13
15	TENNESSEE	2-0	718	14
16	Texas	2-0	648	20
17	OLE MISS	1-1	525	18
18	Notre Dame	1-1	453	21
19	Baylor	2-0	452	19
20	TEXAS A&M	2-0	425	24
21	Oregon	2-0	403	23
22	LSU	1-1	318	22
23	Florida	2-0	267	25
24	ARKANSAS	2-0	170	32
25	Miami	2-0	137	26

Others Receiving Votes: TCU 110, North Carolina 56, Utah 52, Nebraska 47, UCLA 42, Boise State 37, Oklahoma State 29, San Diego State 27, Pittsburgh 25, **AUBURN 15**, USF 12, West Virginia 9, Navy 8, Arizona State 7, Appalachian State 3, Colorado 2, Georgia Southern 2, Marshall 1, Central Michigan 1, Minnesota 1, Toledo 1, **WESTERN KENTUCKY 1**, Western Michigan 1.

2016 Opponents in **BOLD**

playing in the bowl game.

- In 2015-16, Alabama tied for the lead in the in number of football student-athletes being named to the SEC First-Year Academic Honor Roll with 10 honorees. Alabama topped that list in 2009, 2010 and 2011.

CRIMSON TIDE IN THE COMMUNITY: Last season, Alabama worked 400-plus hours of community service in Tuscaloosa and the surrounding areas. The team volunteered their time across numerous areas last season including in schools, hospitals, with Habitat for Humanity and on campus.

ALABAMA ATHLETICS AS A WHOLE: The University of Alabama has built a total program, winning championships on the field and bringing home plenty of academic awards in the classroom.

- Since 2008, Crimson Tide athletics teams have won 10 national championships in five different sports and 22 SEC championships in seven different sports.
- Alabama claimed two SEC team titles during the 2015-16 academic year - football and women's golf.
- The overall cumulative grade-point average of UA student-athletes in 2015-16 was 3.16.
- Twelve Crimson Tide teams had cumulative GPAs above 3.0 for 2015-16
- Alabama student-athletes earned SEC Academic Honor Roll recognition 350 times during the 2015-16 academic year. The Crimson Tide had 82, 59 and 126 student-athletes named to the SEC Fall, Winter and Spring Academic Honor Rolls and 83 named to the First-Year Academic Honor Roll.
- Since 2000, UA has produced 113 Academic All-America honorees, which ranks third nationally over that span behind only Nebraska (136) and Notre Dame (125). Alabama passed Stanford (106) and Penn State (99) round out the top five.
- Since 2010, UA leads all NCAA Division I schools with 65 Academic All-America honors. Stanford is second over that span with 62, while Nebraska is third at 53.

DEFENSIVE NOTES

VETERAN DEFENSE: The 2016 Alabama defense includes five starters from a season ago. Those five return 245 total tackles, 32 tackles for loss and 16 sacks to this year's team. Of those returning starters, three come from the Tide secondary, including senior Eddie Jackson, who recorded 46 tackles, three tackles for loss and six interceptions. Jackson set a school record with 230 return yards on his interceptions and took two back for touchdowns. Senior linebacker Reuben Foster leads all returnees with 73 total tackles. Returning senior defensive lineman Jonathan Allen was the team leader in tackles for loss (14.5) and sacks (12.0) in 2015.

10 POINTS OR FEWER: Last Saturday's 38-10 win over Western Kentucky marked the 59th time the Crimson Tide has held an opponent to 10 points or fewer under head coach Nick Saban since the start of the 2007 season. In 2015, Alabama held six opponents to 10 points or less and recorded two shutouts. In 2014, Alabama shut out two opponents and held seven opponents to two touchdowns or less. Alabama held 9-of-13 opponents to 10 points or less in 2013 with three shutouts. Seven opponents were limited to 10 points or less in 2012, four of which were shutouts. Alabama was successful in holding opponents in the 0-10 point range in nine games in 2011 and eight times in 2010. UA kept opponents within that range seven times in both 2008 and 2009, and in 2007 posted two games in which it held opponents to 0-10 points. Alabama has shut out the opposition 17 times during the Saban era.

HARD TO FIND THE END ZONE AGAINST THE TIDE: Since the start of the 2009 season, no defense has allowed fewer touchdowns than the Crimson Tide. Alabama's defense has surrendered only 143 touchdowns over the last 97 games. That is 44 fewer than the second most in the nation (Florida with 187).

Fewest TDs Allowed by Defense since 2009

Team	Touchdowns
1. ALABAMA	143
2. Florida	187
3. LSU	188

HOLDING OPPONENTS UNDER 200: During head coach Nick Saban's last 112 games at the Capstone (since the start of the 2008 season), the Crimson Tide defense has held the opposing offense to fewer than 200 yards of total offense 37 times, the most recent being USC in the 2016 season opener on Sept. 3 (194 yards). In 2015, the Crimson Tide held four opponents to fewer than 200 yards (Florida – 180, Charleston Southern – 134, LSU – 182 yards, ULM – 92). Alabama's best came in 2009 when the Tide held Chattanooga to 84 yards of total offense.

HOLDING OPPONENTS UNDER 300: In head coach Nick Saban's tenure at Alabama, the Crimson Tide has limited opponents to under 300 yards of total offense 78 times, or 69.6 percent of the time. Alabama opened the 2016 season by limiting USC to just 194 yards in the Tide's 52-6 victory and followed that up by holding Western Kentucky to 239 yards last Saturday. In 2015, the Crimson Tide held the opposition to less than 300 yards of offense 10 times in 2015 (Michigan State, 239 yards; Florida, 180; Auburn, 260; LSU, 182; Arkansas, 220; Georgia, 299; ULM, 92; Middle Tennessee, 275; Wisconsin, 268).

TIDE RUSHING DEFENSE AMONG THE NATION'S BEST: Through two games in 2016, the Alabama defense has limited its opponents to just 87 yards on the ground. The 43.5 yards per game average currently ranks No. 3 in the Football Bowl Subdivision. The Crimson Tide held USC and Western Kentucky to just 1.67 yards per carry in the season's opening two games. Alabama limited USC to 2.1 yards per rush in the Tide's 52-6 win and allowed only one yard per attempt by the Hilltoppers last Saturday.

TOUGH SLEDDING ON THE GROUND: Alabama allowed only seven rushing touchdowns in 15 games in 2015, second-lowest total in the country, and hasn't surrendered a rushing score in 2016. The Tide leads the nation in allowing the fewest rushing touchdowns since the start of the 2005 season, surrendering only 78. Since head coach Nick Saban arrived in 2007, the Crimson Tide has allowed 62 rushing touchdowns. Ohio State is No. 2 in that category, giving up 96 since 2007.

RUSHING DEFENSE: Alabama has surrendered only 16 individual 100-yard rushing performances dating back to the 2005 season, a mark that leads the nation. Since head coach Nick Saban's arrival in 2007, the Tide has allowed only 11 players to rush for more than 100 yards in a game: Georgia's Nick Chubb (146 on Oct. 3, 2015), Ohio State's Ezekiel Elliot (230 on Jan. 1, 2015), Auburn's Tre Mason (164 on Nov. 30, 2013), Virginia Tech's Trey Edmunds (132 on Aug. 31, 2013), Georgia's Todd Gurley (122 yards on Dec. 1, 2012), LSU's Jeremy Hill (107 on Nov. 3, 2012), Georgia Southern's Dominique Swope (153 on Nov. 19, 2011), Tennessee's Tauren Poole (117 on Oct. 23, 2010), Ole Miss's BenJarvus Green-Ellis (131 on Oct. 13, 2007), Houston's Anthony Alridge (100 on Oct. 6, 2007) and Darren McFadden of Arkansas (195 on Sept. 15, 2007).

Fewest 100-Yard Rushers Allowed (FBS teams since 2005)

1. ALABAMA	16
2. Boston College	22
3. Ohio State	25
4. Boise State	35
5. Penn State	41

2016 COACHING STAFF PLAYERS OF THE WEEK

The Alabama coaching staff recognizes players of the week after each game. Below is a game-by-game look at the winners.

USC (ANNOUNCED SEPT. 5)

Offense	Damien Harris, Cam Robinson, ArDarius Stewart, Jonah Williams
Defense	Jonathan Allen, Reuben Foster, Marlon Humphrey
Specialists	Minkah Fitzpatrick, Adam Griffith, JK Scott

WESTERN KENTUCKY (ANNOUNCED SEPT. 12)

Offense	O.J. Howard, Calvin Ridley, Jonah Williams
Defense	Jonathan Allen, Ronnie Harrison, Marlon Humphrey, Eddie Jackson
Specialists	Minkah Fitzpatrick, Adam Griffith, Keith Holcombe, JK Scott

OLE MISS (ANNOUNCED SEPT. 19)

Offense	
Defense	
Specialists	

KENT STATE (ANNOUNCED SEPT. 26)

Offense	
Defense	
Specialists	

KENTUCKY (ANNOUNCED OCT. 3)

Offense	
Defense	
Specialists	

ARKANSAS (ANNOUNCED OCT. 10)

Offense	
Defense	
Specialists	

TENNESSEE (ANNOUNCED OCT. 17)

Offense	
Defense	
Specialists	

TEXAS A&M (ANNOUNCED OCT. 24)

Offense	
Defense	
Specialists	

LSU (ANNOUNCED NOV. 7)

Offense	
Defense	
Specialists	

MISSISSIPPI STATE (ANNOUNCED NOV. 14)

Offense	
Defense	
Specialists	

CHATTANOOGA (ANNOUNCED NOV. 21)

Offense	
Defense	
Specialists	

AUBURN (ANNOUNCED NOV. 28)

Offense	
Defense	
Specialists	

BACK-TO-BACK GAMES WITH INTERCEPTIONS FOR

TOUCHDOWNS: Eddie Jackson's 55-yard interception return for a score in the second quarter against Western Kentucky on Sept. 10 gave Alabama interception returns for touchdowns in consecutive games for the first time since 2008. On Sept. 3, Marlon Humphrey returned an interception 18 yards for a touchdown in the Tide's season-opening 52-6 win over USC. In 2008, Alabama's Rashad Johnson returned an interception 32 yards for a score in the Tide's 35-0 win over Arkansas State on Nov. 1 in Tuscaloosa. A week later, Johnson again found the end zone, taking an errant LSU pass back 52 yards for a touchdown in the Tide's 27-21 overtime win in Baton Rouge.

JACKSON EQUALS UA CAREER INTERCEPTION RETURNS FOR TOUCHDOWNS RECORD:

Senior Eddie Jackson equaled the Alabama career record for interception returns for touchdowns with his 55-yard return against Western Kentucky on Sept. 10. Jackson now has three touchdowns on interceptions in his career, equaling the record set by Antonio Langham from 1990-93. Jackson had two returns for touchdowns in 2015 - a 50-yard score against Georgia on Oct. 3 and a 93-yard return against Texas A&M on Oct. 17. The return against the Aggies was the third-longest interception return for a touchdown in Alabama history.

FITZPATRICK LEADING THE WAY: Through two games, sophomore Minkah Fitzpatrick leads the Crimson Tide in total tackles (11) and pass breakups (3) and has forced one fumble. Fitzpatrick's six tackles in Alabama's season-opening win over USC were one off his career high of seven recorded against ULM in 2015. His two pass breakups against the Trojans equaled a career high he has reached three times in his first two seasons.

ALLEN PILING UP SACKS: With a team-leading three sacks in the first two contests of 2016, senior Jonathan Allen has now recorded nine sacks in his last eight games played dating back to 2015. Allen's two sacks against USC on Sept. 3 marked the sixth time for his career that the senior has registered a multi-sack game. Allen's career-high mark of three came against Mississippi State last season as part of his team-leading total of 12.0 sacks by year's end. His 21.0 sacks for his career rank as the sixth-most in Alabama history, trailing Wallace Gilberry (2004-07) by a half sack for fifth place all-time. The Crimson Tide's all-time leader for career sacks is Derrick Thomas (1985-88) with 52.0. Kindal Moorehead (1998-2002) is second with 25.

ANDERSON CONTINUES STRONG PLAY: Senior linebacker Ryan Anderson's seven tackles, 2.5 for loss, and 1.5 sacks to start 2016 continues his hot streak that ended the 2015 season. In the final six games of the 2015 campaign, Anderson recorded eight tackles for loss and six sacks. Seven of his career 12 sacks and nine of his 22.5 career tackles for loss have come in his last eight games played. Across his time at Alabama, the redshirt senior has accumulated 22.5 tackles for a loss of 104 yards and added 12 sacks for -85 yards.

ALLEN NAMED SEC DEFENSIVE PLAYER OF THE WEEK:

Senior defensive end Jonathan Allen was named the SEC Defensive Player of the Week following his performance against USC on Sept. 3. Allen led an Alabama defense that limited No. 20 USC to just 194 yards of offense and six points in the Crimson Tide's 52-6 win. The senior leader recorded a team-high two sacks for a loss of 15 yards along with four solo tackles and two pass breakups and was a disruptive force throughout the game.

OFFENSIVE NOTES

ALABAMA OPENS SEASON WITH A BANG: Alabama's 46-point margin of victory over No. 20 USC was its largest against a top 20 team since it beat No. 14 Syracuse by 55 points (61-6) in the 1953 Orange Bowl. It is also the third largest margin of victory against any ranked team in program history with the largest coming in the 59-0 win over No. 21 Texas A&M in 2014.

FIRST-YEAR QUARTERBACKS: Alabama opened the 2016 season with a new starting quarterback for the fifth time under head coach Nick Saban and has played two first-year starters so far this season. Blake Barnett took the game's opening snap for the Crimson Tide against USC on Sept. 3 and Jalen Hurts was behind center for the first snap against Western Kentucky on Sept. 10. Since 2009, Alabama's rookie signal callers have posted a record of 55-4 (.932) and won three national championships.

Year	Quarterback	W-L
2016	Blake Barnett/Jalen Hurts	2-0
2015	Jake Coker/Cooper Bateman	15-1*
2014	Blake Sims	12-2
2011	AJ McCarron	12-1*
2009	Greg McElroy	14-0*

* - won national championship

FIRST HALF POINTS: Adam Griffith's 36-yard field goal in the first quarter extended Alabama's first half scoring streak to 120 games, the longest streak in the nation. The last time UA failed to score in the first half was on Sept. 29, 2007, when Alabama and Florida State headed into halftime in a scoreless tie. The Seminoles won that game, 21-14. Alabama owns a 103-16 record during the current streak.

SCORING STREAK CONTINUES: Alabama's school record consecutive games scoring streak was extended to 200 games with Adam Griffith's 36-yard first quarter field goal against Western Kentucky on Sept. 10.

RUSHING TO SUCCESS: Alabama is 81-4 since the start of the 2008 season when rushing for at least 140 yards. The only losses were at Auburn in 2013, at Ole Miss and vs. Ohio State in 2014, and against Ole Miss in 2015. The Crimson Tide rushed for 140 yards or more 10 times in 2015.

BALL PROTECTION: In its past 111 games dating back to a 20-6 win over Tulane on Sept. 6, 2008, Alabama has turned the ball over only 130 times (72 fumbles, 58 interceptions) for 1.17 turnovers per game. Since 2009, that mark is even better as the Tide has turned the ball over only 111 times in 97 games (1.14/gm). Since 2009, UA starting quarterbacks have thrown an impressively low 45 interceptions in 2,621 attempts (1 INT every 58.2 attempts). Dating back to the 2009 season, the top two running backs in the rotation have lost a fumble only 20 times. Over that 109-game span, the top two running backs have recorded 2,897 touches, losing a fumble once every 144.8 touches.

HURTS FIRST TRUE FRESHMAN TO START AT QB IN 32 YEARS:

With his start against Western Kentucky on Sept. 10, Alabama's Jalen Hurts is the first true freshman to start at quarterback for Alabama since Vince Sutton in 1984. Sutton's first start was against Southwestern Louisiana on Sept. 22 that season. He would go on to also start against Vanderbilt, Georgia, Penn State and Tennessee.

HURTS SETS PASS YARDS RECORD FOR STARTING DEBUT & FRESHMAN: In his first career start at quarterback for the Crimson Tide, true freshman Jalen Hurts completed 23-of-36 attempts for two touchdowns while passing for 287 yards without an interception against Western Kentucky last Saturday. In addition to breaking the previous record for passing yards in a starting debut of 285 yards set by Brodie Croyle versus Arkansas on September 28, 2002, Hurts' performance also surpassed the previous Crimson Tide freshman passing yards mark of 167 yards set by Vince Sutton against Tennessee on October 20, 1984. Hurts connected on three passes of 40 yards or longer in the performance.

RIDLEY POSTS CAREER HIGH IN RECEPTIONS: Sophomore Calvin Ridley caught nine passes for 129 yards and one touchdown against Western Kentucky last Saturday for his third-best receiving yards total in his two-plus seasons at the Capstone. Ridley's nine catches also equaled his previous career high. Ridley had 140 yards receiving on a career-high nine catches against Arkansas in 2015 and 138 yards and a career-high two touchdowns in the CFP semifinal against Michigan State a year ago.

STEWART'S CAREER NIGHT: ArDarius Stewart's third quarter 71-yard touchdown reception against USC was the longest reception of his career. Stewart finished the contest against the Trojans with career highs in touchdown receptions (2) and yards (113). The redshirt junior finished last season second on the team in receptions with 63 for 700 yards and four touchdowns. His previous career-high mark for touchdowns scored was one, which he had accomplished four times, most recently against Florida in the 2015 SEC Championship. The 88 yards receiving against Tennessee last season ranked as his previous career high.

HURTS SHOWS VERSATILITY IN FIRST GAME: In his first game as a collegiate quarterback, true freshman Jalen Hurts had a versatile performance that opened up the Crimson Tide offense after a sluggish start against USC. Hurts entered the game on the Tide's third offensive possession and lost a fumble on his first play, but he quickly settled into the role and ignited the Tide offense through the air and on the ground. Hurts ended the night against the Trojans accounting for four touchdowns (two rushing, two passing), the first time a Tide player has had two TDs both passing and rushing since Tyler Watts in 2001. Hurts passed for 118 yards and two touchdowns with one interception while completing six of 11 pass attempts. He rushed for 32 yards and two touchdowns on nine carries. Hurts' longest pass completion was a 71-yard touchdown strike to ArDarius Stewart in the second quarter.

RIDLEY LED ALL SEC FRESHMAN RECEIVERS: In 2015, Calvin Ridley broke the school and SEC single-season freshman record for receptions with 89. He finished with the second-highest catch total by a true freshman receiver in FBS history behind Antonio Brown's mark of 102 at Central Michigan in 2007. Ridley also set the Alabama single-season freshman receiving record for yards with 1,045, eclipsing the previous mark of 1,000 held by Amari Cooper (2012).

Catches by True Freshman WR in a Single Season*

Team	Receptions
1. Antonio Brown, Central Michigan (2002)	102
2. CALVIN RIDLEY, ALABAMA (2015)	89
3. Sammy Watkins, Clemson (2011)	82

* Taurean Henderson (2002) had 98 catches for Texas Tech but was a running back

WILLIAMS EARNS SEC FRESHMAN OF THE WEEK NOD: Alabama freshman offensive lineman Jonah Williams was named SEC Freshman of the Week following his performance against USC on Sept. 3. Williams made his collegiate debut as Alabama's starting right tackle and was a vital component on a unit that rolled up 465 yards in total offense and averaged 5.4 yards per attempt on the ground. The Tide offensive line played a big part in career nights from running back Damien Harris and receiver ArDarius Stewart as Alabama topped the 50-point mark in a season opener for the first time since 2007.

SPECIAL TEAMS NOTES

BLOCK PARTY: Jonathan Allen's block of Western Kentucky's field goal attempt at the end of the first half on Saturday was Alabama's 12th blocked kick/punt since 2013. That total is the fourth-most in the country, trailing only Georgia Tech (16), BYU and Temple (15 each) in that span.

SCOTT AMONG THE NATION'S BEST PUNTERS: Junior punter JK Scott is again a candidate for the Ray Guy Award, presented annually to the nation's top punter. Though two games, he is averaging 46.7 yards per punt on 10 attempts to rank 11th nationally. Scott has forced five fair catches, dropped six punts inside the 20 and six of his kicks have traveled more than 50 yards, including a season-long 58-yarder against Western Kentucky. Scott proved to be nothing short of amazing as a freshman in 2014, averaging 48.0 yards per punt to lead the nation. He also helped Alabama lead the nation in net punting at 44.67 yards per punt. Scott placed 26 of his 55 punts (56.4 percent) inside the 20, which was the best percentage nationally. Scott has placed 62 punts inside the 20 and booted 49 punts of 50 yards or more in 30 career games.

2016 PRESEASON ALL-SEC TEAMS

COACHES

First Team

Jonathan Allen
Reuben Foster
O.J. Howard
Eddie Jackson
Calvin Ridley
Cam Robinson
JK Scott

Second Team

Minkah Fitzpatrick
Adam Griffith
Alphonse Taylor
Tim Williams

Third Team

Marlon Humphrey
Ross Pierschbacher

MEDIA

First Team

Jonathan Allen
Reuben Foster
O.J. Howard
Eddie Jackson
Calvin Ridley
Cam Robinson
JK Scott

Second Team

Minkah Fitzpatrick
Adam Griffith
Alphonse Taylor
Tim Williams

Third Team

Marlon Humphrey
Ross Pierschbacher

GRIFFITH NOW NINTH ON ALL-TIME SCORING LIST: Senior placekicker Adam Griffith has accounted for 18 points through two games in 2016 with two field goals and 12 successful extra-point kicks. With 246 career points (38 FG, 132 PAT), Griffith moved into ninth place on Alabama's all-time scoring list. On Saturday against Western Knetucky, Griffith passed running back Bobby Humphrey, who scored 242 points (40 TD, two 2-point conversions) from 1985-88. Griffith also ranks sixth on Alabama's all-time kick-scoring list. Jeremy Shelley is in the No. 5 spot on the list with 304 kicking points (44 FG, 133 PAT) from 2009-12.

SERIES NOTES

ALABAMA-OLE MISS SERIES: Alabama leads the Ole Miss series 47-11-2 (51-10-2 before NCAA rulings) with wins in 26 of the last 31 games dating back to the 1977 season (including NCAA rulings). Alabama fell 43-37 in the most recent meeting between the two teams in Tuscaloosa a year ago.

Alabama vs. Ole Miss (47-11-2)

Date	Result	Site	Score	Total
Oct. 27, 1894	L	A*	0-6	0-6
Nov. 24, 1899	W	A*	7-5	7-11
Oct. 26, 1900	W	H	12-5	19-16
Oct. 19, 1901	W	H	41-0	60-16
Oct. 12, 1907	W	A**	20-0	80-16
Oct. 23, 1909	T	A*	0-0	80-16
Nov. 5, 1910	L	A***	0-16	80-32
Nov. 9, 1912	W	H	10-9	90-41
Nov. 25, 1915	W	H	53-0	143-41
Oct. 28, 1916	W	H	27-0	170-41
Oct. 26, 1917	W	H	64-0	234-41
Oct. 11, 1919	W	H	49-0	283-41
Oct. 6, 1923	W	H	56-0	339-41
Nov. 1, 1924	W	H****	61-0	400-41
Oct. 6, 1928	W	H	27-0	427-41
Oct. 5, 1929	W	H	22-7	449-48
Oct. 4, 1930	W	H	64-0	513-48
Oct. 3, 1931	W	H	55-6	568-54
Oct. 22, 1932	W	H	24-13	592-67
Oct. 7, 1933	T	H*****	0-0	592-67
Nov. 11, 1944	W	H^	34-6	626-73
Jan. 1, 1964	W	N^^	12-7	638-80
Oct. 2, 1965	W	H*****	17-16	655-96
Oct. 1, 1966	W	A*	17-7	672-103
Oct. 7, 1967	W	H*****	21-7	693-110
Oct. 5, 1968	L	A*	8-10	701-120
Oct. 4, 1969	W	H*****	33-32	734-152
Oct. 3, 1970	L	A*	23-48	757-200
Oct. 2, 1971	W	H*****	40-6	797-206
Oct. 5, 1974	W	A*	35-21	832-227
Oct. 4, 1975	W	H*****	32-6	864-233
Sept. 11, 1976	L	A*	7-10	871-243
Sept. 10, 1977	W	H*****	34-13	905-256
Sept. 20, 1980	W	A*	59-35	964-291
Oct. 3, 1981	W	H	38-7	1,002-298
Sept. 18, 1982	W	A*	42-14	1,044-312
Sept. 17, 1983	W	H	40-0	1,084-312
Oct. 8, 1988	L	H	12-22	1,096-334
Oct. 7, 1989	W	A*	62-27	1,158-361
Oct. 24, 1992	W	H	31-10	1,189-371
Oct. 23, 1993	W (F)	A	19-14	1,208-385
Oct. 22, 1994	W	H	21-10	1,229-395
Oct. 21, 1995	W	A	23-9	1,252-404
Oct. 19, 1996	W	H	37-0	1,289-404
Oct. 25, 1997	W	A	29-20	1,318-424

Oct. 10, 1998	W/OT	H	20-17	1,338-441
Oct. 16, 1999	W	A	30-24	1,368-465
Oct. 14, 2000	W	H	45-7	1,413-472
Oct. 13, 2001	L	A	24-27	1,437-499
Oct. 12, 2002	W	H	42-7	1,479-506
Oct. 18, 2003	L	A	28-43	1,507-549
Sept. 11, 2004	W	H	28-7	1,535-556
Oct. 15, 2005	W (V)	A	13-10	1,548-566
Oct. 14, 2006	W (V)	H	26-23	1,574-589
Oct. 13, 2007	W (V)	A	27-24	1,601-613
Oct. 18, 2008	W	H	24-20	1,625-633
Oct. 10, 2009	W	A	22-3	1,647-636
Oct. 16, 2010	W	H	23-10	1,670-646
Oct. 26, 2011	W	A	52-7	1,722-653
Sept. 29, 2012	W	H	33-14	1,755-667
Sept. 28, 2013	W	H	25-0	1,780-667
Oct. 4, 2014	L	A	17-23	1,797-690
Sept. 19, 2015	L	H	37-43	1,834-733

*---Jackson

**---Columbus

***---Greenville

****---Montgomery

*****---Birmingham

^---Mobile

^^---Sugar Bowl (New Orleans)

SABAN VS. OLE MISS: Alabama head coach Nick Saban owns a 10-3 record (11-3 before the vacated win in 2007) in his career against Ole Miss. He is 6-2 at Alabama (7-2 before vacated 2007 win) following last year's 43-37 loss in Tuscaloosa. Saban also posted a 4-1 record against Ole Miss while at LSU from 2000-04. His other loss to the Rebels came on Oct. 27, 2001, as Ole Miss posted a 35-24 win in Baton Rouge.

Saban vs. Ole Miss

Date	Result	Site	Score
Nov. 11, 2000	W	A	20-9
Oct. 27, 2001	L	H	35-24
Nov. 23, 2002	W	A	14-13
Nov. 22, 2003	W	A	17-14
Nov. 24, 2004	W	H	27-24
Oct. 13, 2007	W*	A	27-24
Oct. 18, 2008	W	H	24-20
Oct. 10, 2009	W	A	22-3
Oct. 16, 2010	W	H	23-10
Oct. 15, 2011	W	A	52-7
Sept. 29, 2012	W	H	33-14
Sept. 28, 2013	W	H	25-0
Oct. 4, 2014	L	A	17-23
Sept. 19, 2015	L	H	37-43

* - win later vacated by NCAA ruling

OLE MISS CONNECTIONS: Alabama offensive coordinator Lane Kiffin's brother, Chris, is an assistant coach/defensive line coach for the Rebels. Chris has been with Ole Miss since December of 2011, and also serves as the recruiting coordinator for the defense under head coach Hugh Freeze.

GENERAL NOTES

SABAN'S ROAD RECORD: Head coach Nick Saban owns a 60-29-1 mark in road games across his four career stops, including a 32-6 mark while at Alabama. Saban has notched five perfect road seasons (2008, 2009, 2011, 2012, 2015) and has lost more than one game on the road in only two seasons (2007, 2010). Alabama has won 19 of its last 21 road games dating back to the start of the 2011 season and is riding a seven-game road winning streak.

SABAN IN SEC ROAD GAMES: Head coach Nick Saban owns a 42-14 mark in SEC road games across his time at LSU and Alabama, including a 30-6 mark with the Crimson Tide. Saban has notched six perfect SEC road seasons (2003, 2008, 2009, 2011, 2012, 2015), including the last five at Alabama.

SABAN IN SEC ROAD OPENERS: Nick Saban is 10-4 all-time in Southeastern Conference road openers spanning his time at Alabama and LSU. He is 8-1 in road conference openers during his time with the Crimson Tide and has outscored his opponents, 332-163 (36.8-18.1 ppg) in his first nine seasons at Alabama.

SABAN IN SEC OPENERS: Head coach Nick Saban owns an 8-1 record in SEC openers home and away during his time at Alabama and is 10-4 for his career as a head coach in the Southeastern Conference. While at Alabama, he has outscored his opponents 350-171 (38.8-19.0 ppg) and has one shutout victory, a 52-0 win over Arkansas in 2012. For his career, Saban-coached teams have put up 442 points compared to 264 for opponents. Saban owns a 6-1 record when opening his conference slate at home and a 4-3 mark when starting SEC play on the road.

SABAN VS. SEC OPPONENTS: Crimson Tide head coach Nick Saban owns an 95-26 career record in 121 games against SEC opponents across three different stops. While at Alabama, he has compiled a 65-13 record across conference foes, and is outscoring opponents by a staggering 3,096-1,200, or 39.6-15.3 points per game. Of his 13 losses against SEC opponents while at Alabama, all but two (Florida, 2008 and South Carolina, 2010) have been by seven points or less. Saban's first matchup with an SEC team came in the 1995 Independence Bowl against LSU, where his Michigan State Spartans fell, 45-26, to the Tigers. He would later go on to coach LSU to 30-12 overall record against conference opponents.

SABAN MOVING UP SEC WINS LIST: Alabama head coach Nick Saban is quickly moving up the charts for victories in SEC regular season games against conference opponents with 94. His 94 wins rank seventh in SEC history, four behind Shug Jordan (Auburn) and Phillip Fulmer (Tennessee) on the league's list of conference wins. Each coach ahead of Saban on the list, except for recently-retired South Carolina and Florida head coach Steve Spurrier, is in the College Football Hall of Fame. Paul "Bear" Bryant tops the list with 159 conference wins at Kentucky (1946-53) and Alabama (1958-82). Spurrier is second with 131 league wins followed by Johnny Vaught (Ole Miss, 106), Vince Dooley (Georgia, 105), Jordan (Auburn, 98) and Fulmer (Tennessee, 98). Saban ranks first in league history in SEC regular season winning percentage at .790 (94-25). He is second in league history in all-time winning percentage at .815 (150-34) and ranks ninth all-time for career wins, just two shy of Fulmer's 152.

UNRANKED, NO PROBLEM UNDER SABAN: With the win over Western Kentucky on Sept. 10, Alabama has now defeated 61 consecutive unranked teams under head coach Nick Saban. The last loss to an unranked team came against Auburn to close out the 2007 season. The current streak began with a win over Colorado on Dec. 30, 2007, in the Independence Bowl. Under Saban, Alabama holds a 65-3 (61-3 after vacated wins) mark against unranked opponents, including a perfect mark in unranked matchups since 2008.

96-6 UNDER SABAN WHEN LEADING AT THE HALF: Under head coach Nick Saban, the Crimson Tide is 96-6 (.942) when leading at the half. Alabama led Western Kentucky 17-3 at the half last Saturday and had the lead in 11 of its 15 games in 2015, trailing Ole Miss and Arkansas, tied at 7-7 versus Tennessee and 14-14 vs. Clemson at the midway point. UA had converted 36 straight halftime leads into wins before falling at Auburn on Nov. 30, 2013. The Crimson Tide had converted 28 consecutive halftime leads into victories before seeing that streak snapped in 2010 against LSU. In 2007, Alabama held a 20-17 halftime lead before losing to LSU, 41-34, in 2007 at Bryant-Denny Stadium. In 2010, the Tide led 10-3 at the half before the Tigers rallied for a 24-20 win in Death Valley. Alabama lost 28-27 to Auburn to close out the 2010 season, after leading 24-7 at the half. The Crimson Tide is 4-8 under Saban when trailing at halftime after coming away with a victory against Arkansas on Oct. 10, despite trailing 7-3 at half. The four wins in the Saban era when trailing at the half: 34-24 over No. 7 Virginia Tech in 2009 (in Atlanta); a 24-15 over No. 9 LSU in 2009; 24-20 at Arkansas in 2010; 27-14 vs. Arkansas in 2015. His Tide teams are 4-3 when tied at halftime, and Alabama's four wins under Saban when tied at halftime: at LSU in 2008, (27-21), at Auburn in 2009 (26-21), against Tennessee in 2011 (37-6) and against Tennessee this season (19-14).

ROAD RECORD vs. TOP-25 TEAMS: With the Sept. 3 win in Arlington, Texas, over No. 20 USC, Alabama is 26-2 in regular-season games (does not include bowl games) away from Bryant-Denny Stadium against Associated Press top-25 teams since the start of the 2011 season. The Crimson Tide was 5-0 in 2015 with wins over No. 20 Wisconsin in Arlington, at eighth-ranked Georgia, in College Station against No. 9 Texas A&M, at No. 20 Mississippi State and against No. 18 Florida in the SEC Championship Game. Alabama was 5-1 in 2014, 4-1 in 2013, 6-0 in 2012 and 5-0 in 2011.

SABAN AMONG 20-YEAR LEADERS: Alabama's 45-40 win over Clemson in the 2016 College Football Playoff Championship Game was head coach Nick Saban's 191st victory in his first 20 years as a college head coach. That total is the second-most in FBS history for a coach in the first 20 seasons of his career. Former Nebraska head coach Tom Osborne won 195 games in the opening two decades of his tenure in Lincoln. Long-time Penn State head coach Joe Paterno ranks third with 187. Saban's five national championships in his first 20 seasons tops both Osborne (none) and Paterno (1).

ALABAMA'S TV RECORD: Alabama has compiled a 241-131-4 (.646) all-time record in 376 televised games (not including pay-per-view, tape-delayed or closed circuit telecasts). The Crimson Tide were 14-1 in televised games in 2015.

95 NATIONAL TV APPEARANCES IN 111 GAMES: With the Tide's 38-10 win over Western Kentucky last Saturday, Alabama has now played in 95 nationally televised games since the start of the 2008 season, including every contest since the start of the 2014 season. The Crimson Tide was featured on CBS seven times in 2015, including at Georgia, Texas A&M, Mississippi State and Auburn; home against Tennessee and LSU and against Florida in the SEC Championship Game. The ABC family of networks hosted the other eight contests during the 2015 season, including the season opener against Wisconsin and Clemson (ABC), against Middle Tennessee, Louisiana-Monroe and Charleston Southern (SEC Network) and on ESPN for the Ole Miss, Arkansas and Michigan State games. In 2014, UA was televised in eight games on the ABC family of networks including contests with West Virginia (ABC), FAU (SEC Network), Southern Miss (ESPN2), at Arkansas (ESPN), at Tennessee (ESPN2), Western Carolina (SEC Network), the most-viewed college football game ever on ESPN, the Iron Bowl against Auburn and the Sugar Bowl against Ohio State (ESPN). The Tide also played in six contests that were televised on CBS, including versus Florida, at Ole Miss, against Texas A&M, in the Bayou against LSU, versus top-ranked Mississippi State, and finally in the SEC Championship against the Missouri Tigers. Eleven of the Crimson Tide's 13 games in 2013 were televised nationally with the Virginia Tech, Arkansas, Mississippi State and Oklahoma games on ESPN, the Texas A&M, Tennessee, LSU and Auburn games on CBS, the Colorado State and Kentucky games on ESPN2. UA played 12 nationally televised games in 2012, with one game on ABC, six on CBS and five on ESPN. In 2011, Alabama played on CBS four times, while having one on ABC, two on ESPN and ESPN2, and one game on ESPNU. In 2010, Alabama had five games on CBS, three on ESPN, two on ESPN2, one on ABC and one on ESPNU. In 2009, UA played two games on ABC (including the BCS title game), and six on CBS, while ESPN televised two more Crimson Tide games. In 2008, Alabama had 10 of its 14 games televised nationally, including five on CBS, three on ESPN, one on ABC and one on FOX.

SEC RECORD: In 2015, Alabama extended its record for most consecutive 10-win seasons in SEC history when it defeated Charleston Southern on Nov. 21, 2015, to improve to 10-1 on the year. UA had a 12-2 record in 2008, 14-0 in 2009, 10-3 in 2010, 12-1 in 2011, 13-1 in 2012, 11-2 in 2013, 12-2 in 2014 and 14-1 in 2015.

10-WIN SEASONS: With last season's 56-6 victory over Charleston Southern, Alabama reached the 10-win milestone for the eighth consecutive season. The eight straight years with 10 wins extends the school record. The previous total for most consecutive 10-win seasons was five, set by coach Paul "Bear" Bryant's teams from 1971-75. In 120 seasons, the Tide has won 10 or more games 35 times, one behind Oklahoma (36) for the most 10-win seasons in college football history. Alabama has produced ten 10-win seasons since 2002 (2002, 2005, 2008-2015). Bryant had a school-record 12 10-win seasons at Alabama, while Saban is second with eight.

ALABAMA-USC DRAWS HUGE RATINGS: The season opening matchup on ABC's Saturday Night Football between the Alabama Crimson Tide and USC Trojans was college football's highest-rated game of the day, achieving a 4.9 overnight rating nationally, which was up 14 percent from the same window last season when Alabama's season opener with Wisconsin averaged a 4.3 overnight rating and was also the highest-rated game of the day.

FIRST TIME PLAYERS: Alabama had two new faces on the field against Western Kentucky on Saturday. Junior transfer Andy Pappanastos (PK) made his first appearance for the Crimson Tide and true freshman Raekwon Davis (DL) made his collegiate debut.

NEW HIRES: Nick Saban made three new additions to his 2016 staff during the offseason, hiring Derrick Ansley to coach the secondary, Karl Dunbar to lead the defensive line and bringing in Brent Key to coach the offensive guards and centers. Ansley rejoins the Crimson Tide staff after four seasons at Tennessee (2012) and Kentucky (2013-15). He previously served as a graduate assistant under Saban in 2010 and 2011. Dunbar is returning to college football after a decade in the National Football League with the Bills, Jets and Vikings from 2006-2015. Dunbar also worked as a defensive line coach with the Bears in 2004. He previously coached at the college level with LSU, Oklahoma and Nicholls (La.) State. Key joined the Alabama staff after 11 seasons at UCF, most recently serving as the Knights' offensive coordinator and running backs coach.

SABAN AND FIRST ROUND NFL DRAFT PICKS: Since the advent of the NFL Draft, Alabama head coach Nick Saban ranks third all-time among college coaches who have tutored first round draft picks. Saban has coached a total of 23 players who were chosen in the opening round of the draft, including 18 from Alabama.

CRIMSON TIDE PLAYERS ON NFL ROSTERS: The Alabama football program is well-represented in the NFL heading into the 2016-17 season with numerous former players dotting league rosters. The Tide has 46 former players (active or injured reserve) working on an active NFL roster this season, the most nationally. In the last eight NFL Drafts, Alabama has had 55 players selected, including 18 players in first round, 17 in the second and third rounds, five in the fourth, seven in the fifth, one in the sixth and seven in the seventh round.

Alabama Players in the NFL

Barron, Mark	Los Angeles Rams	Linebacker
Carpenter, James	New York Jets	Offensive Guard
Clinton-Dix, Ha Ha	Green Bay Packers	Free Safety
Collins, Landon	New York Giants	Free Safety
Cooper, Amari	Oakland Raiders	Wide Receiver
Dareus, Marcell	Buffalo Bills	Defensive Tackle
Dial, Quinton	San Francisco 49ers	Defensive End
Drake, Kenyan	Miami Dolphins	Running Back
Fluker, D.J.	San Diego Chargers	Offensive Tackle
Fowler, Jalston	Tennessee Titans	Fullback
Gilberry, Wallace	Detroit Lions	Defensive End
Harper, Roman	New Orleans Saints	Safety
Henry, Derrick	Tennessee Titans	Running Back
Hightower, Dont'a	New England Patriots	Linebacker
Ingram, Mark	New Orleans Saints	Running Back
Jackson, Kareem	Houston Texans	Cornerback
Johnson, Rashad	Tennessee Titans	Free Safety
Jones, Cyrus	New England Patriots	Cornerback
Jones, Julio	Atlanta Falcons	Wide Receiver
Kelly, Ryan	Indianapolis Colts	Center
Kirkpatrick, Dre	Cincinnati Bengals	Cornerback
Kouandjio, Arie	Washington Redskins	Offensive Guard
Kouandjio, Cyrus	Buffalo Bills	Offensive Tackle
Lacy, Eddie	Green Bay Packers	Running Back
Mathis, Evan	Arizona Cardinals	Offensive Guard
McCarron, AJ	Cincinnati Bengals	Quarterback
*McClain, Rolando	Dallas Cowboys	Linebacker
*Milliner, Dee	New York Jets	Cornerback
Mosley, C.J.	Baltimore Ravens	Linebacker
*Norwood, Kevin	Carolina Panthers	Wide Receiver
*Pettway, DJ	New Orleans Saints	Linebacker
*Ragland, Reggie	Buffalo Bills	Linebacker
Reed, Jarran	Seattle Seahawks	Defensive Lineman
Robinson, A'Shawn	Detroit Lions	Defensive Lineman
*Shepherd, Austin	San Diego Chargers	Offensive Tackle
*Sims, Blake	Atlanta Falcons	Running Back
*Square, Damion	San Diego Chargers	Defensive Lineman
Smith, Andre	Minnesota Vikings	Offensive Tackle
Steen, Anthony	Miami Dolphins	Offensive Guard
Stinson, Ed	Arizona Cardinals	Defensive End
Sunseri, Vinnie	New England Patriots	Cornerback
Tinker, Carson	Jacksonville Jaguars	Center
Upshaw, Courtney	Atlanta Falcons	Linebacker
Warmack, Chance	Tennessee Titans	Offensive Guard
*White, DeAndrew	New England Patriots	Wide Receiver
Yeldon, T.J.	Jacksonville Jaguars	Running Back

*Denotes injured reserve/practice squad

ALABAMA IN THE NFL (WEEK 1): Below is a look at some of the highlights from last week by former Crimson Tide players currently in the NFL.

Amari Cooper opened the 2016 season in record fashion, hauling in six passes for a career-high 137 yards in the Oakland Raiders' 35-34 victory over the New Orleans Saints. Cooper's 137 receiving yards was the fourth-highest total in the league during week one.

Julio Jones had a strong outing for the Atlanta Falcons, catching four passes for 66 yards and one touchdown in the team's 31-24 loss to the Tampa Bay Buccaneers.

Kareem Jackson helped lead the Houston Texans' defense to a 23-14 win over the Chicago Bears, finishing with five tackles, including one for a loss. Jackson also added one pass breakup from his starting corner position.

Eddie Lacy and **Ha Ha Clinton-Dix** played a large part in the Green Bay Packers' 27-23 victory over the Jacksonville Jaguars. Lacy rushed for 61 yards on 14 carries and hauled in a 17-yard pass while Clinton-Dix notched five stops, broke up a pass and forced a fumble from his safety spot.

Jarran Reed made an immediate impact along the defensive line in his NFL debut as the Seattle Seahawks defeated the Miami Dolphins, 12-10. Reed finished with two tackles and two pass breakups while anchoring the middle of a Seattle defense that held the Dolphins to just 64 yards rushing.

ALABAMA FOOTBALL CAREER PARTICIPATION CHART

	Career G-GS	2016 G-GS	2015 G-GS	2014 G-GS	2013 G-GS	2012 G-GS	Consecutive Games	Consecutive Starts
Jonathan Allen	41-25	2-2	15-11	14-12	12-0	—	43	4
Keaton Anderson	2-0	2-0	—	—	—	—	2	—
Ryan Anderson	44-2	2-2	15-0	14-0	13-0	RS	42	2
Anthony Averett	9-1	2-1	6-0	1-0	—	—	2	1
Dakota Ball	27-2	2-0	12-2	12-0	1-0	—	8	—
Blake Barnett	2-1	2-1	RS	—	—	—	2	—
Cooper Bateman	31-1	2-0	15-1	14-0	RS	—	31	—
Bradley Bozeman	26-4	2-2	15-0	9-2	—	—	17	2
Tony Brown	26-2	—	13-0	13-2	—	—	—	—
Shyheim Carter	2-0	2-0	—	—	—	—	2	—
Josh Casher	1-0	—	1-0	RS	—	—	—	—
Ronnie Clark	3-0	—	3-0	RS	—	—	—	—
Lester Cotton	6-2	2-2	4-0	—	—	—	2	2
Raekwon Davis	1-0	1-0	—	—	—	—	1	—
Will Davis	1-0	—	1-0	SQ	—	—	—	—
Gehrig Dieter	2-1	2-1	—	—	—	—	2	1
Trevon Diggs	2-0	2-0	—	—	—	—	2	—
Johnny Dwight	1-0	—	1-0	RS	—	—	—	—
B.J. Emmons	2-0	2-0	—	—	—	—	2	—
Rashaan Evans	29-0	2-0	14-0	13-0	—	—	14	—
Raheem Falkins	17-0	2-0	RS	8-0	7-0	—	2	—
Minkah Fitzpatrick	16-12	2-2	14-10	—	—	—	6	4
Miller Forristall	2-1	2-1	—	—	—	—	2	—
Reuben Foster	37-11	2-2	15-8	11-1	9-0	—	18	3
Robert Foster	14-3	2-0	3-3	9-0	RS	—	2	—
Josh Frazier	13-0	1-0	6-0	6-0	—	—	—	—
Derrick Gore	8-0	1-0	7-0	—	—	—	1	—
Brandon Greene	41-3	2-0	15-1	11-1	13-1	RS	25	—
Adam Griffith (PK)	38-30	2-2	15-15	14-14	8-0	RS	20	20
Terrell Hall	1-0	1-0	—	—	—	—	—	—
Shaun Dion Hamilton	31-7	2-2	15-5	14-0	—	—	31	2
Da'Shawn Hand	26-0	2-0	15-0	9-0	—	—	17	—
Damien Harris	14-2	2-2	12-0	—	—	—	8	2
Truett Harris	2-0	1-0	1-0	SQ	—	—	—	—
Ronnie Harrison	17-3	2-2	15-1	—	—	—	17	2
J.C. Hassenauer	10-0	2-0	7-0	1-0	—	—	2	—
Hale Hentges	16-3	2-1	14-2	—	—	—	14	1
Keith Holcombe	17-0	2-0	15-0	RS	—	—	17	—
O.J. Howard	44-25	2-1	15-15	14-3	13-6	—	44	—
Marlon Humphrey	17-17	2-2	15-15	RS	—	—	17	17
Jalen Hurts	2-1	2-1	—	—	—	—	2	1
Eddie Jackson	35-32	2-2	15-15	11-11	7-4	—	26	26
Joshua Jacobs	2-0	2-0	—	—	—	—	2	—
Anfernee Jennings	2-0	2-0	RS	—	—	—	2	—
Hootie Jones	18-0	2-0	9-0	7-0	—	—	2	—
Brandon Kennedy	2-0	2-0	RS	—	—	—	2	—
Derek Kief	12-0	2-0	10-0	RS	—	—	8	—
Jamar King	1-0	1-0	—	—	—	—	—	—
Korren Kirven	16-1	2-0	6-1	3-0	5-0	RS	2	—
Xavian Marks	1-0	—	1-0	—	—	—	—	—
Cole Mazza	41-41 (LS)	2-2	13-13	13-13	13-13	—	13	13
Christian Miller	14-0	2-0	12-0	RS	—	—	9	—
Jamey Mosley	1-0	1-0	SQ	—	—	—	—	—
Andy Pappanastos	1-0	1-0	—	—	—	—	1	—
Da'Ron Payne	17-5	2-2	15-3	—	—	—	17	2
Ross Pierschbacher	17-17	2-2	15-15	RS	—	—	17	17
Calvin Ridley	17-13	2-2	15-11	—	—	—	17	3
Aaron Robinson	2-0	2-0	—	—	—	—	2	—
Cam Robinson	31-31	2-2	15-15	14-14	—	—	31	31
Bo Scarbrough	9-0	2-0	7-0	—	—	—	5	—
JK Scott (P)	31-31	2-2	15-15	14-14	—	—	31	31
T.J. Simmons	2-0	2-0	—	—	—	—	2	—
Cam Sims	26-0	1-0	13-0	12-0	—	—	—	—
O.J. Smith	2-0	1-0	1-0	RS	—	—	1	—
ArDarius Stewart	28-19	2-2	15-15	11-2	RS	—	19	17
Alphonse Taylor	36-17	1-0	15-15	12-2	8-0	RS	1	—
Deionte Thompson	2-0	2-0	RS	—	—	—	2	—
Dalvin Tomlinson	32-2	2-2	15-0	14-0	1-0	RS	31	2
Levi Wallace	2-0	2-0	SQ	—	—	—	2	—
Dallas Warmack	9-0	2-0	7-0	—	—	—	2	—
Jonah Williams	2-2	2-2	—	—	—	—	2	2
Tim Williams	36-1	2-1	15-0	12-0	7-0	—	17	—
Mack Wilson	2-0	2-0	—	—	—	—	2	—
Matt Womack	2-0	2-0	RS	—	—	—	2	—

ALABAMA'S MILESTONE VICTORIES

Win	Result of Game (Date and Site)
1	Alabama 56, Birmingham HS 0 Nov. 11, 1892 - Birmingham, Ala.
100	Alabama 49, Ole Miss 0 Oct. 11, 1919 - Tuscaloosa, Ala.
150	Alabama 34, Florida 0 Nov. 14, 1925 - Montgomery, Ala.
200	Alabama 28, George Washington 6 Oct. 8, 1932 - Washington, D.C.
250	Alabama 26, Kentucky 6 Oct. 29, 1938 - Lexington, Ky.
300	Alabama 54, SW Louisiana 0 Oct. 12, 1946 - Tuscaloosa, Ala.
350	Alabama 33, Georgia 12 Oct. 31, 1953 - Athens, Ga.
400	Alabama 36, Miami (FL) 3 Nov. 10, 1962 - Tuscaloosa, Ala.
450	Alabama 17, Southern Mississippi 14 Sept. 28, 1968 - Mobile, Ala.
500	Alabama 21, LSU 7 Nov. 22, 1973 - Baton Rouge, La.
550	Alabama 35, Virginia Tech 0 Oct. 28, 1978 - Tuscaloosa, Ala.
600	Alabama 28, Southern Mississippi 16 Nov. 12, 1983 - Birmingham, Ala.
650	Alabama 32, LSU 16 Nov. 11, 1989 - Baton Rouge, La.
700	Alabama 23, Ole Miss 9 Oct. 21, 1995 - Oxford, Miss.
750	Alabama 34, Tennessee 14 Oct. 26, 2002 - Knoxville, Tenn.
800	Alabama 30, Mississippi State 10 Nov. 13, 2010 - Tuscaloosa, Ala.
850	Alabama 42, Missouri 13 Dec. 6, 2014 - Atlanta, Ga.

ALABAMA'S 10-WIN FOOTBALL SEASONS

Year	Record
1920	10-1
1925	10-0
1930	10-0
1934	10-0
1945	10-0
1952	10-2
1961	11-0
1962	10-2
1964	10-1
1966	11-0
1971	11-1
1972	10-2
1973	11-1
1974	11-1
1975	11-1
1977	11-1
1978	11-1
1979	12-0
1980	10-2
1986	10-3
1989	10-2
1991	11-1
1992	13-0
1994	12-1
1996	10-3
1999	10-3
2002	10-3
2008	12-2
2009	14-0
2010	10-3
2011	12-1
2012	13-1
2013	11-2
2014	12-2
2015	14-1

BRYANT-DENNY STADIUM ALL-TIME OPPONENTS

Opponent	Record
Arkansas	10-2
Arkansas State	1-0
AUBURN	3-5
BYU	1-0
Central Florida	0-1
Charleston Southern	1-0
CHATTANOOGA	6-0
Cincinnati	2-0
Clemson	6-0
Colorado State	1-0
Duke	1-0
Duquesne	2-0
Florida	8-4
Florida Atlantic	2-0
Florida International	2-0
Florida State	2-0
Furman	3-0
Georgia	5-2
Georgia Southern	1-0
Georgia State	2-0
Hawai'i	1-0
Houston	5-0
Howard	9-0
KENT STATE	1-0
KENTUCKY	7-0
LSU	8-8
Louisiana-Monroe	2-1
Louisiana Tech	0-1
Louisville	2-0
Mercer	2-0
Memphis State	4-0
Miami (Fla.)	6-0
Middle Tennessee	2-0
Millsaps	1-0
Ole Miss	17-2
Mississippi College	1-0
MISSISSIPPI STATE	36-8-1
North Carolina State	4-0
North Texas	4-0
Northern Illinois	0-1
Oglethorpe	1-0
Oklahoma	0-1
Penn State	2-2
Pensacola N.A.S.	1-0
Richmond	1-0
Rutgers	1-0
San Jose State	1-0
Sewanee	1-0
South Carolina	8-1
Southern Miss	20-1-1
Southwestern Louisiana	4-0
Southwestern Presbyterian	1-0
Tampa	1-0
Temple	1-0
Tennessee	6-3
TEXAS A&M	1-1
TCU	0-2
Tulane	2-0
Tulsa	3-0
UCLA	0-1
Utah State	2-0
Vanderbilt	15-1
Villanova	0-1
Virginia Tech	7-0
Washington	1-0
Western Carolina	4-0
WESTERN KENTUCKY	3-0
Wichita State	1-0

BOLD indicates 2016 home opponents

ALABAMA HEAD COACH NICK SABAN



PREVIOUS COACHING EXPERIENCE

Miami Dolphins	Head Coach (2005-06)
LSU	Head Coach (2000-04)
Michigan State	Head Coach (1995-99)
Cleveland Browns	Def. Coordinator (1991-94)
Toledo	Head Coach (1990)
Houston Oilers	Secondary (1988-89)
Michigan State	Defensive Coordinator Secondary (1983-87)

YEAR-BY-YEAR RECORD

TOLEDO (9-2, .818)

Year	Overall	Conf.	Notes
1990	9-2	7-1	MAC Champs

MICHIGAN STATE (34-24-1, .585)

Year	Overall	Conf.	Notes
1995	6-5-1	4-3-1	Independence Bowl
1996	6-6	5-3	Sun Bowl
1997	7-5	4-4	Aloha Bowl
1998	6-6	4-4	
1999	9-2	6-2	Second Place Big Ten

LSU (48-16, .750)

Year	Overall	Conf.	Notes
2000	8-4	5-3	Peach Bowl
2001	10-3	5-3	SEC Champions; Sugar Bowl
2002	8-5	5-3	SEC West Champions
2003	13-1	7-1	BCS and SEC Champions
2004	9-3	6-2	Capital One Bowl

MIAMI DOLPHINS (15-17, .469)

Year	Overall	Notes
2005	9-7	Dolphins' 5-game improvement
2006	6-10	was among NFL's best

ALABAMA (102-18, .850) [107-18, .856]

Year	Overall	Conf.	Notes
2007	%2-6 (7-6)	1-4 (4-4)	Independence Bowl
2008	12-2	8-0	Sugar Bowl
2009	14-0	8-0	BCS and SEC Champions
2010	10-3	5-3	Capital One Bowl Champs
2011	12-1	7-1	BCS National Champions
2012	13-1	7-1	BCS and SEC Champions
2013	11-2	7-1	Sugar Bowl
2014	12-2	7-1	SEC Champions; CFB Playoff
2015	14-1	7-1	CFP and SEC Champions
2016	2-0	0-0	

% Five wins later vacated by NCAA.

COLLEGE:	193-60-1 (.762) [198-60-1, .766]
TOTAL:	208-77-1 (.729) [213-77-1, .734]

- Saban has a 193-60-1 (.762) record as a college head coach to date. He has five national championships – four at Alabama – seven conference championships and 17 of his teams have played in postseason bowl games, including a trip to the BCS National Championship Game following the 2003, 2009, 2011 and 2012 seasons and the College Football Playoff National Championship Game in 2015.

- Saban is the only coach to win four BCS national championships and the only coach to win back-to-back BCS national championships. He has won five titles in his last 13 years coaching college football after capturing CFP National Championship following the 2015 season. Saban is one of three college coaches in the poll era (since 1936) to win three national championships in four years, joining Frank Leahy (Notre Dame - 1946-47, 1949) and Tom Osborne (Nebraska - 1994-95, 1997). He is also just the second coach in the poll era to win five national championships (Paul "Bear" Bryant).

- In 2009, Saban produced Alabama's first national championship in 17 years by guiding the Crimson Tide to a 14-0 season with dominant wins over Florida in the SEC championship and Texas in the Citi BCS National Championship Game. He then followed that up with his second BCS championship in three years with a 21-0 shutout of LSU following the 2011 season at the Allstate BCS National Championship Game. He made it back-to-back BCS national championships in 2012 with a 42-14 win over Notre Dame in the Discover BCS National Championship Game. He then took down Clemson 45-40 to capture title No. 5 following the 2015 season in the CFP National Championship Game.

- In addition to the on-field success, the 2011 team was also recognized with the Disney Spirit Award, which was presented to snapper Carson Tinker, for the team's response to the community following the tornado that devastated Tuscaloosa on April 27, 2011. The Tide also had extensive success in the classroom that year with 38 SEC Academic Honor Roll selections, a league record, and produced an Academic All-American in Barrett Jones.

- His most recent college head coaching stint, a five-season run at LSU, produced a record of 48-16 (.750), one national championship (2003), two Southeastern Conference championships, three SEC West Division championships, and a 3-2 record in bowl games including two Sugar Bowl victories and a Peach Bowl win. The Tigers constructed a 28-12 (.700) record against SEC opponents under Saban's guidance. He was named the 2003 National Coach of the Year by the Associated Press and earned both the Paul W. "Bear" Bryant National Coach of the Year Award and the Eddie Robinson Coach of the Year Award by the Football Writers Association of America. Saban was named SEC Coach of the Year twice (by the Birmingham News in 2001 and by the Associated Press in 2003).

- Saban served as head coach at Michigan State from 1995-99, his second stint at the East Lansing school as he also spent 1983-87 as the Spartans' defensive coordinator/secondary coach. After playing in just one bowl game in the previous four years, Michigan State made four postseason appearances in Saban's five years at the helm. Saban led MSU to a 34-24-1 (.585) record as head coach.

- In 1999, Saban led his final Spartans team to a No. 7 national ranking as MSU finished in a tie for second in the Big Ten. The Spartans defeated Notre Dame, Michigan, Ohio State and Penn State in the same year for the first time since 1965 and recorded six wins at home for the first time since the 1912 season. The Spartans' performance that year landed them a spot in the Citrus Bowl. The Spartans led the Big Ten in rushing defense (77.0 yards per game) and total defense (299.0 yards per game) while ranking fifth nationally in rushing defense and 11th in total defense. The Michigan State offense averaged 31.0 points per game.

- Saban's first head coaching position came at the University of Toledo in 1990, as he guided the Rockets to a record of 9-2 that year, finishing as co-champions of the Mid-American Conference. The Rockets ranked among the NCAA leaders in both total defense (12th at 284.8 yards) and scoring defense (16th at 16.2 points), and missed posting an undefeated record by a mere five points.

- A native of Fairmont, W.Va., Saban is a 1973 graduate of Kent State University where he earned a bachelor's degree in business. He earned a master's degree in sports administration from Kent State in 1975. Born October 31, 1951, Saban and his wife, the former Terry Constable, have two children, Nicholas and Kristen. They have one granddaughter, Amélie, and a daughter-in-law, Kelsé.

- At Michigan State, Saban started the "Nick's Kids" Foundation, which the Sabans continue here in Tuscaloosa. Since their arrival at the University of Alabama, the Sabans have helped raise approximately \$5.5 million for "Nick's Kids" that has been distributed to more than 250 charities and organizations throughout the state of Alabama and the Southeast. The Sabans also built 16 homes, one for each of the Tide's national championships, with Project Team Up and Habitat for Humanity following the April 27, 2011, tornado that stuck Tuscaloosa.

- In June of 2008, the Sabans announced a \$1 million gift to benefit Alabama's first-generation scholarship program. The gift has a special meaning to the Sabans as both Nick and Terry were both first-generation graduates.

SABAN PERSONAL QUICK FACTS

Born:	October 31, 1951
Wife:	Terry
Children:	Nicholas and Kristen
Education:	Kent State Bachelor's Degree Business (1973)

Kent State Master's Degree Sports Administration (1975)

SABAN YEAR-BY-YEAR RESULTS (PRIOR TO ALABAMA)

1990 - TOLEDO (9-2-0, 7-1 MAC)

Date	Opponent	Score
Sept. 8	at Miami (Ohio)	W, 20-14
Sept. 15	Northern Illinois	W, 23-14
Sept. 22	at Ball State	W, 28-16
Sept. 29	at Ohio	W, 27-20
Oct. 6	Eastern Michigan	W, 37-23
Oct. 13	Bowling Green	W, 19-13
Oct. 20	at Central Michigan	L, 12-13
Oct. 27	Kent State	W, 28-14
Nov. 3	at Western Michigan	W, 37-9
Nov. 10	Navy	L, 10-14
Nov. 17	Arkansas State	W, 43-28

1995 - MICHIGAN STATE (6-5-1, 4-3-1 Big 10)

Date	Opponent	Score
Sept. 9	Nebraska	L, 10-50
Sept. 16	at Louisville	W, 30-7
Sept. 23	at Purdue	T, 35-35
Sept. 30	Boston College	W, 25-21
Oct. 7	Iowa (HC)	L, 7-21
Oct. 14	at Illinois	W, 27-21
Oct. 21	Minnesota	W, 34-31
Oct. 28	at Wisconsin	L, 14-45
Nov. 4	Michigan	W, 28-25
Nov. 11	at Indiana	W, 31-13
Nov. 25	Penn State	L, 20-24
Dec. 29	LSU (Independence Bowl)	L, 26-45

1996 - MICHIGAN STATE (6-6, 5-3 Big 10)

Date	Opponent	Score
Aug. 31	Purdue	W, 52-14
Sept. 7	at Nebraska	L, 14-55
Sept. 21	Louisville	L, 20-30
Sept. 28	Eastern Michigan	W, 47-0
Oct. 5	at Iowa	L, 30-37
Oct. 12	Illinois (HC)	W, 42-14
Oct. 19	at Minnesota	W, 27-9
Oct. 26	Wisconsin	W, 30-13
Nov. 2	at Michigan	L, 29-45
Nov. 9	Indiana	W, 38-15
Nov. 23	at Penn State	L, 29-32
Dec. 31	Stanford (Sun Bowl)	L, 0-38

1997 - MICHIGAN STATE (7-5, 4-4)

Date	Opponent	Score
Sept. 6	Western Michigan	W, 42-10
Sept. 13	Memphis	W, 51-21
Sept. 20	at Notre Dame	W, 23-7
Oct. 4	Minnesota (HC)	W, 31-10
Oct. 11	at Indiana	W, 38-6
Oct. 18	at Northwestern	L, 17-19
Oct. 25	Michigan	L, 7-23
Nov. 1	Ohio State	L, 13-37
Nov. 8	at Purdue	L, 21-22
Nov. 22	at Illinois	W, 27-17
Nov. 29	Penn State	W, 49-14
Dec. 25	Washington (Aloha Bowl)	L, 23-51

1998 - MICHIGAN STATE (6-6, 4-4 Big 10)

Date	Opponent	Score
Aug. 29	Colorado State	L, 16-23
Sept. 5	at Oregon	L, 14-48
Sept. 12	Notre Dame	W, 45-23
Sept. 26	at Michigan	L, 17-29
Oct. 3	Central Michigan	W, 38-7
Oct. 10	Indiana (HC) (2 OT)	W, 38-31
Oct. 24	at Minnesota	L, 18-19
Oct. 31	Northwestern	W, 29-5
Nov. 7	at Ohio State	W, 28-24
Nov. 14	Purdue	L, 24-25
Nov. 21	Illinois	W, 41-9
Nov. 28	at Penn State	L, 28-51

1999 - MICHIGAN STATE (9-2, 6-2 Big 10)

Date	Opponent	Score
Sept. 2	Oregon	W, 27-20
Sept. 11	Eastern Michigan	W, 51-7
Sept. 18	at Notre Dame	W, 23-13
Sept. 25	at Illinois	W, 27-10
Oct. 2	Iowa (HC)	W, 49-3
Oct. 9	Michigan	W, 34-31
Oct. 16	at Purdue	L, 28-52
Oct. 30	at Wisconsin	L, 10-40
Nov. 6	Ohio State	W, 23-7
Nov. 13	at Northwestern	W, 34-0
Nov. 20	Penn State	W, 35-28

2000 - LSU (8-4, 5-3 SEC)

Date	Opponent	Score
Sept. 2	Western Carolina	W, 58-0
Sept. 9	Houston	W, 28-13
Sept. 16	at Auburn	L, 17-34
Sept. 23	Alabama-Birmingham (HC)	L, 10-13
Sept. 30	Tennessee (OT)	W, 38-31
Oct. 7	at Florida	L, 9-41
Oct. 14	Kentucky	W, 34-0
Oct. 21	Mississippi State (OT)	W, 45-38
Nov. 4	Alabama	W, 30-28
Nov. 11	at Ole Miss	W, 20-9
Nov. 24	at Arkansas	L, 3-14
Dec. 29	Georgia Tech (Peach Bowl)	W, 28-14

2001 - LSU (10-3, 5-3 SEC)

Date	Opponent	Score
Sept. 1	Tulane	W, 48-17
Sept. 8	Utah State	W, 31-14
Sept. 29	at Tennessee	L, 18-26
Oct. 6	Florida	L, 15-44
Oct. 13	at Kentucky	W, 29-25
Oct. 20	at Mississippi State	W, 42-0
Oct. 27	Ole Miss	L, 24-35
Nov. 3	at Alabama	W, 35-21
Nov. 10	Middle Tennessee (HC)	W, 30-14
Nov. 23	Arkansas	W, 41-38
Dec. 1	Auburn	W, 27-14
Dec. 8	Tennessee (SEC Champ.)	W, 30-21
Jan. 1	Illinois (Sugar Bowl)	W, 47-34

2002 - LSU (8-5, 5-3 SEC)

Date	Opponent	Score
Sept. 1	at Virginia Tech	L, 8-26
Sept. 7	The Citadel	W, 35-10
Sept. 14	Miami (Ohio)	W, 33-7
Sept. 28	Mississippi State	W, 31-13
Oct. 5	Louisiana-Lafayette (HC)	W, 48-0
Oct. 12	at Florida	W, 36-7
Oct. 19	South Carolina	W, 38-14
Oct. 26	at Auburn	L, 7-32
Nov. 9	at Kentucky	W, 33-30
Nov. 16	Alabama	L, 0-31
Nov. 23	Ole Miss	W, 14-13
Nov. 29	at Arkansas	L, 20-21
Jan. 1	Texas (Cotton Bowl)	L, 20-35

2003 - LSU (13-1, 7-1 SEC)

Date	Opponent	Score
Aug. 30	Louisiana-Monroe	W, 49-7
Sept. 6	at Arizona	W, 59-13
Sept. 13	Western Illinois	W, 35-7
Sept. 20	Georgia	W, 17-10
Sept. 27	at Mississippi State	W, 41-6
Oct. 11	Florida	L, 7-19
Oct. 18	at South Carolina	W, 33-7
Oct. 25	Auburn	W, 31-7
Nov. 1	Louisiana Tech (HC)	W, 49-10
Nov. 15	at Alabama	W, 27-3
Nov. 22	at Ole Miss	W, 17-14
Nov. 29	Arkansas	W, 55-24
Dec. 6	Georgia (SEC Champ.)	W, 34-13
Jan. 4	Oklahoma (BCS Champ.)	W, 21-14

2004 - LSU (9-3, 6-2 SEC)

Date	Opponent	Score
Sept. 4	Oregon State (OT)	W, 22-21
Sept. 11	Arkansas State	W, 55-3
Sept. 18	at Auburn	L, 9-10
Sept. 25	Mississippi State	W, 55-0
Oct. 2	at Georgia	L, 16-45
Oct. 9	at Florida	W, 24-21
Oct. 23	Troy State (HC)	W, 24-20
Oct. 30	Vanderbilt	W, 24-7
Nov. 13	Alabama	W, 26-10
Nov. 20	Ole Miss	W, 27-24
Nov. 26	Arkansas	W, 43-14
Jan. 1	Iowa (Capital One Bowl)	L, 25-30

SABAN YEAR-BY-YEAR RESULTS (AT ALABAMA)

2007 - ALABAMA (2-6, 1-4 SEC) [7-6, 4-4 SEC]

Date	Opponent	Score
Sept. 1	Western Carolina	%W, 52-6
Sept. 8	at Vanderbilt	%W, 24-10
Sept. 15	Arkansas	%W, 41-38
Sept. 22	Georgia (OT)	L, 23-26
Sept. 29	Florida State (Jacksonville)	L, 14-21
Oct. 6	Houston (HC)	%W, 30-24
Oct. 13	at Ole Miss	%W, 27-24
Oct. 20	Tennessee	W, 41-17
Nov. 3	LSU	L, 34-41
Nov. 10	at Mississippi State	L, 12-17
Nov. 17	Louisiana-Monroe	L, 14-21
Nov. 25	at Auburn	L, 10-17
Dec. 30	Colorado (Independence Bowl)	W, 30-24

% Later vacated by NCAA ruling.

2008 - ALABAMA (12-2, 8-0 SEC)

Date	Opponent	Score
Aug. 30	Clemson (Atlanta)	W, 34-10
Sept. 6	Tulane	W, 20-6
Sept. 13	Western Kentucky	W, 41-7
Sept. 20	at Arkansas	W, 49-14
Sept. 27	at Georgia	W, 41-30
Oct. 4	Kentucky	W, 17-14
Oct. 18	Ole Miss	W, 24-20
Oct. 25	at Tennessee	W, 29-9
Nov. 1	Arkansas State (HC)	W, 35-0
Nov. 8	at LSU (OT)	W, 27-21
Nov. 15	Mississippi State	W, 32-7
Nov. 29	Auburn	W, 36-0
Dec. 6	Florida (SEC Champ.)	L, 20-31
Jan. 1	Utah (Sugar Bowl)	L, 17-31

2009 - ALABAMA (14-0, 8-0 SEC)

Date	Opponent	Score
Sept. 5	Virginia Tech (Atlanta)	W, 34-24
Sept. 12	Florida International	W, 40-14
Sept. 19	North Texas	W, 53-7
Sept. 26	Arkansas	W, 35-7
Oct. 3	at Kentucky	W, 38-20
Oct. 10	at Ole Miss	W, 22-3
Oct. 17	South Carolina (HC)	W, 20-6
Oct. 24	Tennessee	W, 12-10
Nov. 7	LSU	W, 24-15
Nov. 14	at Mississippi State	W, 31-3
Nov. 21	Tennessee-Chattanooga	W, 45-0
Nov. 27	at Auburn	W, 26-21
Dec. 5	Florida (SEC Champ.)	W, 32-13
Jan. 7	Texas (BCS Champ.)	W, 37-21

2010 - ALABAMA (10-3, 5-3 SEC)

Date	Opponent	Score
Sept. 4	San Jose State	W, 48-3
Sept. 11	Penn State	W, 24-3
Sept. 18	at Duke	W, 62-13
Sept. 25	at Arkansas	W, 24-20
Oct. 2	Florida	W, 31-6
Oct. 9	at South Carolina	L, 21-35
Oct. 16	Ole Miss (HC)	W, 23-10
Oct. 23	at Tennessee	W, 41-10
Nov. 6	at LSU	L, 21-24
Nov. 13	Mississippi State	W, 30-10
Nov. 18	Georgia State	W, 63-7
Nov. 26	Auburn	L, 27-28
Jan. 1	Michigan State (Capital One Bowl)	W, 49-7

2011 - ALABAMA (12-1, 7-1 SEC)

Date	Opponent	Score
Sept. 3	Kent State	W, 48-7
Sept. 10	at Penn State	W, 27-11
Sept. 17	North Texas	W, 41-0
Sept. 24	Arkansas	W, 38-14
Oct. 1	at Florida	W, 38-10
Oct. 8	Vanderbilt	W, 34-0
Oct. 15	at Ole Miss	W, 52-7
Oct. 22	Tennessee	W, 37-6
Nov. 5	LSU (OT)	L, 6-9
Nov. 12	at Mississippi State	W, 24-7
Nov. 19	Georgia Southern	W, 45-21
Nov. 26	at Auburn	W, 42-14
Jan. 9	vs. LSU (BCS Champ.)	W, 21-0

2012 - ALABAMA (13-1, 7-1 SEC)

Date	Opponent	Score
Sept. 1	vs. Michigan (Arlington)	W, 41-14
Sept. 8	Western Kentucky	W, 35-0
Sept. 15	at Arkansas	W, 52-0
Sept. 22	Florida Atlantic	W, 40-7
Sept. 29	Ole Miss	W, 33-14
Oct. 13	at Missouri	W, 42-10
Oct. 20	at Tennessee	W, 44-13
Oct. 27	Mississippi State	W, 38-7
Nov. 3	at LSU	W, 21-17
Nov. 10	Texas A&M	L, 24-29
Nov. 17	Western Carolina	W, 49-0
Nov. 24	Auburn	W, 49-0
Dec. 1	vs. Georgia (SEC Champ.)	W, 32-28
Jan. 7	vs. Notre Dame (BCS Champ.)	W, 42-14

2013 - ALABAMA (11-2, 7-1 SEC)

Date	Opponent	Score
Aug. 31	vs. Virginia Tech (Atlanta)	W, 35-10
Sept. 14	at Texas A&M	W, 49-42
Sept. 21	Colorado State	W, 31-6
Sept. 28	Ole Miss	W, 25-0
Oct. 5	Georgia State	W, 45-3
Oct. 12	at Kentucky	W, 48-7
Oct. 19	Arkansas	W, 52-0
Oct. 26	Tennessee	W, 45-10
Nov. 9	LSU	W, 38-17
Nov. 16	at Mississippi State	W, 20-7
Nov. 23	Chattanooga	W, 49-0
Nov. 30	at Auburn	L, 28-34
Jan. 2	vs. Oklahoma (Sugar Bowl)	L, 31-45

2014 - ALABAMA (12-2, 7-1 SEC)

Date	Opponent	Score
Aug. 30	vs. West Virginia (Atlanta)	W, 33-23
Sept. 6	Florida Atlantic	W, 41-0
Sept. 13	Southern Miss	W, 52-12
Sept. 20	Florida	W, 42-21
Oct. 4	at Ole Miss	L, 17-23
Oct. 11	at Arkansas	W, 14-13
Oct. 18	Texas A&M	W, 59-0
Oct. 25	at Tennessee	W, 34-20
Nov. 8	at LSU (OT)	W, 20-13
Nov. 15	Mississippi State	W, 25-20
Nov. 22	Western Carolina	W, 48-14
Nov. 29	Auburn	W, 55-44
Dec. 6	vs. Missouri (SEC Champ.)	W, 42-13
Jan. 1	vs. Ohio State (CFP Semifinal)	L, 35-42

2015 - ALABAMA (14-1, 7-1 SEC)

Date	Opponent	Score
Sept. 5	vs. Wisconsin (Arlington)	W, 35-17
Sept. 12	Middle Tennessee	W, 37-10
Sept. 19	Ole Miss	L, 37-43
Sept. 26	Louisiana-Monroe	W, 34-0
Oct. 3	at Georgia	W, 38-10
Oct. 10	Arkansas	W, 27-14
Oct. 17	at Texas A&M	W, 41-23
Oct. 24	Tennessee	W, 19-14
Nov. 7	LSU	W, 30-16
Nov. 14	at Mississippi State	W, 31-6
Nov. 21	Charleston Southern	W, 56-6
Nov. 28	at Auburn	W, 29-13
Dec. 5	vs. Florida (SEC Champ.)	W, 29-15
Dec. 31	vs. Michigan State (CFP Semi.)	W, 38-0
Jan. 11	vs. Clemson (CFP Champ.)	W, 45-40

2016 - ALABAMA (2-0, 0-0 SEC)

Date	Opponent	Score
Sept. 3	vs. USC (Arlington)	W, 52-6
Sept. 10	Western Kentucky	W, 38-10

THE LAST TIME IT HAPPENED

INDIVIDUAL

Kickoff Returned for a Touchdown	Alabama:	Kenyan Drake vs. Clemson in Glendale, Jan. 11, 2016 (95 yards)
	Opponent:	Mario Alford, West Virginia in Atlanta, Aug. 30, 2014 (100 yards)
Punt Returned for a Touchdown	Alabama:	Cyrus Jones vs. Michigan State in Arlington, Dec. 31, 2015 (57 yards)
	Opponent:	Antonio Callway, Florida in Atlanta, Dec. 5, 2015 (85 yards)
Interception Returned for a Touchdown	Alabama:	Eddie Jackson vs. Western Kentucky in Tuscaloosa, Sept. 10, 2016 (55 yards)
	Opponent:	Steve Miller, Ohio State in New Orleans, Jan. 1, 2015 (41 yards)
Fumble Return/Recovery for a Touchdown	Alabama:	Cyrus Jones at Ole Miss in Oxford, Oct. 4, 2014 (13 yards)
	Opponent:	Geneo Grissom, Oklahoma in New Orleans, Jan. 2, 2014 (8 yards)
Blocked Punt Returned for a Touchdown	Alabama:	Minkah Fitzpatrick (block and return) vs. Georgia in Athens, Oct. 3, 2015 (1 yard)
	Opponent:	Thomas Davis, Georgia in Athens, Oct. 4, 2003 (7 yards)
Blocked FG Returned for a Touchdown	Alabama:	Dont'a Hightower (blk)/Dre Kirkpatrick (ret) vs. Georgia Southern in Tuscaloosa, Nov. 19, 2011 (55 yards)
	Opponent:	Cornelius Washington (blk)/Alec Ogletree (ret), Georgia in Atlanta, Dec. 1, 2012 (55 yards)
Blocked PAT for Two-Point Conversion	Alabama:	Kenny Smith & Kecalif Bailey vs. E. Carolina in Tuscaloosa, Oct. 17, 1998
	Opponent:	Kevin Woods, Northern Illinois in Tuscaloosa, Sept. 20, 2003
Blocked Punt	Alabama:	Keith Holcombe vs. Florida in Atlanta, Dec. 5, 2015
	Opponent:	Myles Garrett, Texas A&M in College Station, Oct. 17, 2015
Blocked PAT	Alabama:	A'Shawn Robinson vs. LSU in Tuscaloosa, Nov. 7, 2015
	Opponent:	Tolando Cleveland, Mississippi State in Starkville, Nov. 14, 2015
Blocked Field Goal	Alabama:	Jonathan Allen vs. Western Kentucky in Tuscaloosa, Sept. 10, 2016
	Opponent:	Cornelius Washington, Georgia in Atlanta, Dec. 1, 2012
300 Yards Total Offense	Alabama:	306, Jalen Hurts vs. Western Kentucky in Tuscaloosa, Sept. 10, 2016 (287 passing, 19 rushing)
	Opponent:	478, Deshaun Watson, Clemson in Glendale, Jan. 11, 2016 (405 passing, 73 rushing)
400 Yards Total Offense	Alabama:	484, Blake Sims vs. Florida in Tuscaloosa, Sept. 20, 2014 (445 passing, 39 rushing)
	Opponent:	478, Deshaun Watson, Clemson in Glendale, Jan. 11, 2016 (405 passing, 73 rushing)
100 Yards Rushing	Alabama:	138, Damien Harris vs. USC in Arlington, Sept. 3, 2016
	Opponent:	146, Nick Chubb, Georgia in Athens, Oct. 3, 2015
200 Yards Rushing	Alabama:	271, Derrick Henry at Auburn in Auburn, Nov. 28, 2015
	Opponent:	230, Ezekiel Elliott, Ohio State in New Orleans, Jan. 1, 2015
250 Yards Rushing	Alabama:	271, Derrick Henry vs. Auburn in Auburn, Nov. 28, 2015
	Opponent:	256, Bo Jackson, Auburn in Birmingham, Dec. 3, 1983
300 Yards Rushing	Alabama:	Has not occurred
	Opponent:	Has not occurred
Three Rushing Touchdowns	Alabama:	Derrick Henry vs. Clemson in Glendale, Jan. 11, 2016
	Opponent:	DeShaun Foster, UCLA in Los Angeles, Sept. 2, 2000
Four Rushing Touchdowns	Alabama:	Trent Richardson vs. Ole Miss in Oxford, Oct. 15, 2011
	Opponent:	N/A
Five Rushing Touchdowns	Alabama:	Santonio Beard vs. Ole Miss in Tuscaloosa, Oct. 12, 2002
	Opponent:	N/A
Two 100-Yard Rushers	Alabama:	T.J. Yeldon (126) and Derrick Henry (113) vs. West Virginia in Atlanta, Aug. 30, 2014
	Opponent:	Marion Barber (187) and Laurence Maroney (105), Minnesota in Nashville, Dec. 31, 2004
Three or More 100-Yard Rushers	Alabama:	4 (James Taylor, 142; Wilbur Jackson, 138; Calvin Culliver, 127; Richard Todd, 102), vs. Virginia Tech in Tuscaloosa, Oct. 27, 1973
	Opponent:	Has not occurred

THE LAST TIME IT HAPPENED

300-399 Yards Passing	Alabama:	312, Blake Sims vs. Auburn in Tuscaloosa, Nov. 29, 2014
	Opponent:	341, Chad Kelly, Ole Miss in Tuscaloosa, Sept. 19, 2015
400-499 Yards Passing	Alabama:	445, Blake Sims vs. Florida in Tuscaloosa, Sept. 20, 2014
	Opponent:	405, Deshaun Watson, Clemson in Glendale, Jan. 11, 2016
500-599 Yards Passing	Alabama:	Has not occurred
	Opponent:	528, Rohan Davey, LSU in Tuscaloosa, Nov. 3, 2001
Three Passing Touchdowns	Alabama:	Jake Coker vs. ULM in Tuscaloosa, Sept. 26, 2015
	Opponent:	Chad Kelly, Ole Miss in Tuscaloosa, Sept. 19, 2015
Four Passing Touchdowns	Alabama:	Blake Sims vs. Auburn in Tuscaloosa, Nov. 29, 2014
	Opponent:	Deshaun Watson, Clemson in Glendale, Jan. 11, 2016
Five Passing Touchdowns	Alabama:	Gary Hollingsworth, vs. Ole Miss in Oxford, Nov. 4, 1989
	Opponent:	Johnny Manziel, Texas A&M in College Station, Sept. 14, 2013
Six Passing Touchdowns	Alabama:	Has not occurred
	Opponent:	Danny Wuerffel, Florida in Atlanta, Dec. 7, 1996
Three Interceptions Thrown	Alabama:	Blake Sims vs. Ohio State in New Orleans, Jan. 1, 2015
	Opponent:	Kyle Allen, Texas A&M in College Station, Oct. 17, 2015
Four Interceptions Thrown	Alabama:	Andrew Zow vs. Central Florida in Tuscaloosa, Oct. 28, 2000
	Opponent:	Drew Little, Georgia State in Tuscaloosa, Nov. 18, 2010
Five Interceptions Thrown	Alabama:	Jeff Rutledge vs. Nebraska in Lincoln, Sept. 17, 1977
	Opponent:	Kent Austin, Ole Miss in Tuscaloosa, Sept. 17, 1983
10 or More Receptions in a Game	Alabama:	13, Amari Cooper vs. Auburn in Tuscaloosa, Nov. 29, 2014
	Opponent:	11, Ryan Swope, Texas A&M in Tuscaloosa, Nov. 10, 2012
100-199 Yards Receiving	Alabama:	129, Calvin Ridley vs. Western Kentucky in Tuscaloosa, Sept. 10, 2016
	Opponent:	121, Taywan Taylor, Western Kentucky in Tuscaloosa, Sept. 10, 2016
200-299 Yards Receiving	Alabama:	208, O.J. Howard vs. Clemson in Glendale, Jan. 11, 2016
	Opponent:	206, Sammie Coates, Auburn in Tuscaloosa, Nov. 29, 2014
Two 100-Yard Receivers	Alabama:	139, DeAndrew White; 121, Amari Cooper vs. Oklahoma in New Orleans, Jan. 2, 2014
	Opponent:	Sammie Coates (206) & D. Williams (121), Auburn in Tuscaloosa, Nov. 29, 2014
Four or More Field Goals in a Game	Alabama:	5, Adam Griffith vs. Auburn in Auburn, Nov. 28, 2015
	Opponent:	5, Daniel Carlson, Auburn in Tuscaloosa, Nov. 29, 2014
50-Yard or Longer Field Goal	Alabama:	50, Adam Griffith vs. Auburn in Tuscaloosa, Nov. 28, 2015
	Opponent:	(2) 54, 52, Taylor Bertolet, Texas A&M in College Station, Oct. 17, 2015
Two Interceptions in a Game	Alabama:	Eddie Jackson (2) & Minkah Fitzpatrick (2) vs. Texas A&M in College Station, Oct. 17, 2015
	Opponent:	Robert Johnson, Utah in New Orleans, Jan. 2, 2009
Three Interceptions in a Game	Alabama:	Rashad Johnson vs. LSU in Baton Rouge, Nov. 8, 2008
	Opponent:	Has not occurred
Three Quarterback Sacks in a Game	Alabama:	Jonathan Allen vs. Mississippi State in Starkville, Nov. 14, 2015
	Opponent:	Kevin Dodd, Clemson in Glendale, Jan. 11, 2016
Four Quarterback Sacks in a Game	Alabama:	Derrick Thomas vs. Kentucky in Lexington, Oct. 1, 1988
	Opponent:	Has not occurred
Five Quarterback Sacks in a Game	Alabama:	Derrick Thomas vs. Texas A&M in College Station, Dec. 1, 1988
	Opponent:	Has not occurred

THE LAST TIME IT HAPPENED

TEAM

Shutout (Defensive)	Alabama:	vs. Michigan State (38-0) in Arlington, Dec. 31, 2015
	Opponent:	Auburn (9-0) in Tuscaloosa, Nov. 18, 2000
Safety	Alabama:	vs. Florida in Atlanta, Dec. 5, 2015 (Keith Holcombe blocked punt out of the back of the end zone)
	Opponent:	vs. LSU in Tuscaloosa, Nov. 7, 2009 (McElroy intentional grounding in end zone)
Held to No Offensive Touchdowns	Alabama:	vs. LSU in Tuscaloosa, Nov. 5, 2011
	Opponent:	USC in Arlington, Sept. 3, 2016
30 First Downs in a Game	Alabama:	36 vs. Western Carolina in Tuscaloosa, Nov. 22, 2014
	Opponent:	31 by Clemson in Glendale, Jan. 11, 2016
Held Under 10 First Downs	Alabama:	8 vs. LSU in Baton Rouge, Nov. 13, 2004
	Opponent:	7 by Florida in Atlanta, Dec. 5, 2015
450-499 Yards Total Offense	Alabama:	475 vs. Western Kentucky in Tuscaloosa, Sept. 10, 2016 (351 passing, 124 rushing)
	Opponent:	475 by LSU in Tuscaloosa, Nov. 3, 2007 (388 passing, 87 rushing)
500-599 Yards Total Offense	Alabama:	503 vs. Ole Miss in Tuscaloosa, Sept. 19, 2015 (288 passing, 215 rushing)
	Opponent:	550 by Clemson in Glendale, Jan. 11, 2016 (405 passing, 145 rushing)
600-699 Yards Total Offense	Alabama:	612 vs. Western Carolina in Tuscaloosa, Nov. 22, 2014 (337 passing, 275 rushing)
	Opponent:	630 by Auburn in Tuscaloosa, Nov. 29, 2014 (456 passing, 174 rushing)
700+ Yards Total Offense	Alabama:	833 vs. Virginia Tech in Tuscaloosa, Oct. 27, 1973 (748 rushing, 85 passing)
	Opponent:	Has not occurred
800+ Yards Total Offense	Alabama:	833 vs. Virginia Tech in Tuscaloosa, Oct. 27, 1973 (748 rushing, 85 passing)
	Opponent:	Has not occurred
Held Under 200 Yards Total Offense in a Game	Alabama:	172 vs. Tulane in Tuscaloosa, Sept. 13, 2008 (73 passing, 99 rushing)
	Opponent:	194 by USC in Arlington, Sept. 3, 2016 (130 passing, 64 rushing)
300+ Yards Rushing in a Game	Alabama:	333 vs. Southern Miss in Tuscaloosa, Sept. 13, 2014
	Opponent:	302 by Georgia Southern in Tuscaloosa, Nov. 19, 2011
400+ Yards Rushing in a Game	Alabama:	435 vs. Tulane in Birmingham, Oct. 10, 1992
	Opponent:	485 by USC in Birmingham, Sept. 12, 1970
450+ Yards Rushing in a Game	Alabama:	458 vs. Ole Miss in Jackson, Miss., Sept. 20, 1980
	Opponent:	485 by USC in Birmingham, Sept. 12, 1970
500+ Yards Rushing in a Game	Alabama:	514 vs. Mississippi State in Starkville, Nov. 1, 1986
	Opponent:	Has not occurred
600+ Yards Rushing in a Game	Alabama:	748 vs. Virginia Tech in Tuscaloosa, Oct. 27, 1973
	Opponent:	Has not occurred
700+ Yard Rushing in a Game	Alabama:	748 vs. Virginia Tech in Tuscaloosa, Oct. 27, 1973
	Opponent:	Has not occurred
Held Under 100 Yards Rushing in a Game	Alabama:	66 vs. Arkansas in Fayetteville, Oct. 11, 2014
	Opponent:	23 by Western Kentucky in Tuscaloosa, Sept. 10, 2016
Negative Yards Rushing in a Game	Alabama:	Has not occurred
	Opponent:	-8 by Western Carolina in Tuscaloosa, Nov. 22, 2014
300-399 Yards Passing	Alabama:	351 vs. Western Kentucky in Tuscaloosa, Sept. 10, 2016
	Opponent:	304 by Mississippi State in Starkville, Nov. 14, 2015
400-499 Yards Passing	Alabama:	430 vs. Florida Atlantic in Tuscaloosa, Sept. 6, 2014
	Opponent:	405 by Clemson in Glendale, Jan. 11, 2016

THE LAST TIME IT HAPPENED

500 Yards Passing	Alabama:	Has not occurred
	Opponent:	528 by LSU in Tuscaloosa, Nov. 3, 2001
Held Under 100 Yards Passing	Alabama:	58 vs. Texas in Pasadena, Jan. 7, 2010
	Opponent:	49 by Charleston Southern in Tuscaloosa, Nov. 21, 2015
200 Yards in Punt Returns	Alabama:	204 vs. LSU in Baton Rouge, Nov. 10, 1947
	Opponent:	Has not occurred
200 Yards in Kickoff Returns	Alabama:	250 vs. Boston College in Birmingham, Sept. 8, 1984
	Opponent:	243 (8) by Virginia Tech in Atlanta, Sept. 5, 2009
Scored 50-59 Points in a Game	Alabama:	52 vs. USC in Arlington, Sept. 3, 2016
	Opponent:	51 by Tennessee in Tuscaloosa, Oct. 26, 2003
Scored 60-69 Points in a Game	Alabama:	63 vs. Georgia State in Tuscaloosa, Nov. 18, 2010
	Opponent:	Has not occurred
Scored 70-79 Points in a Game	Alabama:	77 vs. Virginia Tech in Tuscaloosa, Oct. 27, 1973
	Opponent:	78 by Vanderbilt in Nashville, Oct. 20, 1906
Scored 80-89 Points in a Game	Alabama:	89 vs. Delta State in Tuscaloosa, Sept. 21, 1950
	Opponent:	Has not occurred
Scored 90 or More Points in a Game	Alabama:	110 vs. Marion Institute in Tuscaloosa, Sept. 30, 1922
	Opponent:	Has not occurred
Four Interceptions Thrown in a Game	Alabama:	vs. Kent State in Tuscaloosa, Sept. 3, 2011 (AJ McCarron, 2; Phillip Sims, 2)
	Opponent:	by Texas A&M in College Station, Oct. 17, 2015 (Kyle Allen 3; Kyler Murray 1)
Five Interceptions Thrown in a Game	Alabama:	vs. Penn State in Tuscaloosa, Oct. 29, 1990 (Gary Hollingsworth, 4; Danny Woodson, 1)
	Opponent:	by Ole Miss in Tuscaloosa, Sept. 17, 1983 (Kent Austin, 5)
Five or More Quarterback Sacks in a Game	Alabama:	5 vs. Western Kentucky in Tuscaloosa, Sept. 10, 2016
	Opponent:	5 by Clemson in Glendale, Jan. 11, 2016
Five or More Fumbles	Alabama:	7 vs. South Carolina in Columbia, Sept. 29, 2001 (lost two)
	Opponent:	8 by Arkansas in Fayetteville, Sept. 15, 2012 (lost three)
40 Minutes Time of Possession	Alabama:	43:29 vs. Florida in Atlanta, Dec. 5, 2015
	Opponent:	N/A
Five Turnovers	Alabama:	Ole Miss in Tuscaloosa, Sept. 19, 2015
	Opponent:	by Arkansas in Fayetteville, Sept. 15, 2012
Six Turnovers	Alabama:	vs. Arkansas in Tuscaloosa, Sept. 25, 1999
	Opponent:	by Tennessee in Knoxville, Oct. 26, 2002
Penalized for 100 Yards	Alabama:	120 vs. Wisconsin in Arlington, Sept. 5, 2015
	Opponent:	106 by Mississippi in Tuscaloosa, Oct. 17, 2010
Penalized for Less Than 20 Yards	Alabama:	0 yards vs. Texas A&M in Tuscaloosa, Oct. 18, 2014
	Opponent:	16 by Western Kentucky in Tuscaloosa, Sept. 10, 2016
15 or More Penalties	Alabama:	16 vs. Middle Tennessee in Tuscaloosa, Aug. 31, 2002
	Opponent:	15 by Mississippi State in Starkville, Nov. 11, 2000
Recovered On-side Kick	Alabama:	vs. Clemson in Glendale, Jan. 11, 2016 (Adam Griffith kick/Marlon Humphrey recovery)
	Opponent:	by Texas in Pasadena, Jan. 7, 2010

CRIMSON TIDE SPORTS NETWORK

The multimedia rights holder for The University of Alabama is Crimson Tide Sports Marketing. CTSM is a joint venture of Learfield Communications of Jefferson City, Mo., and IMG College, based in Winston Salem, N.C. Jim Carabin serves as the network's general manager. CTSM may be reached by calling 205-348-9600.

Alabama Football on Radio and TV

Live Radio: Crimson Tide Sports Network (60-plus stations)
Sirius Satellite Radio (112); XM Satellite Radio (191)

Live TV: CBS
Verne Lundquist, Gary Danielson, Allie LaForce

CTSM Media Services

Saturday Sept. 17 11:30 a.m. Around the SEC
Join Tyler Watts and Todd Robbins
from Bob's Victory Grille

12:30 p.m. Crimson Tide Tailgate Show
Chris Stewart and Phil Savage preview
today's game

1:50 p.m. "Nick Saban Show"
Eli Gold chats with Alabama head coach
Nick Saban about today's game

2 p.m. Alabama Football Pregame Show with Eli Gold
and Phil Savage and Chris Stewart

2:30 p.m. Kickoff

6:30 p.m. Regions Bank 5th Quarter Show
Postgame interviews from the Alabama locker room
... game analysis stats and more.

CTSN RADIO AFFILIATES

Anniston	WHMA-FM
Arab	WAFN-FM
Ashland	WCKF-FM
Atlanta	WGST-AM
Birmingham	WJOX-AM
Birmingham	WJOX-FM
Brewton	WKNU-FM
Blackshear, GA	WFNS-AM
Brunswick, GA	WSFN-AM
Centre	WEIS-AM
Chattanooga, TN	WUUQ-FM
Chattanooga, TN	WUUQ-FM
Clanton	WKLF-AM
Clanton	WKLF-FM
Cookeville, TN	WATX-AM
Cookeville, TN	WATX-FM
Corinth, MS	WADI-FM
Cowan, TN	WZYX-AM
Cullman	WFMH-AM
Dacula	WWTM-AM
Dothan	WBBK-FM
Eufaula	WULA-AM
Fayette	WLTX-AM
Florence	WYTK-FM
Ft. Payne	WFPA-AM
Ft. Walton Beach, FL	WTKE-FM
Gadsden	WAAX-AM
Greenville	WFXX-FM
Haleyville	WWWH-FM
Haleyville	WWWH-AM
Hattiesburg, MS	WHSY-AM
Hiland, FL	W292DM-FM
Huntsville	WUMP-AM
Huntsville	WUMP-FM
Huntsville	WVNN-AM
Huntsville	WVNN-FM
Jackson, AL	WHOD-FM
Jackson, MS	WJQS-AM
Jasper	WJLX-AM
Linden/Demopolis	WINL-FM
Meridian	WALT-AM
Meridian	WALT-FM
Mobile	WZEW-FM
Monroeville	WMFC-FM
Montgomery	WLWI-AM
Montgomery	WVFX-FM
Nashville, TN (Pegram)	WPRT-FM
Opelika/Auburn	WMXA-FM
Opp	WAMI-FM
Panama City Beach, FL	WBPC-FM
Port St. Joe, FL	WTKP-FM
Pensacola, FL	WBSR-AM
Pensacola, FL	WBSR-FM
Rome, GA	WLAQ-AM
Russellville	WGOL-AM
Savannah, GA	WSEG-AM
Scottsboro	WKEA-FM
Selma	WDXX-FM
Spartanburg, SC	WASC-AM
Sylacauga	WFEB-AM
Tallassee	WTLS-AM
Tallassee	WTLS-FM
Tullahoma, TN	WHMT-AM
Tullahoma, TN	WHMT-FM
Tupelo, MS	WZLO-FM
Tuscaloosa	WFFN-FM
Tuscaloosa	WDGM-FM
Vernon	WJEC-FM
West Point, GA	WCJM-FM
Winfield	WKXM-FM

2016 ALABAMA ROSTER

NUMERICAL ROSTER			No.	Name	Pos.	Class	Ht.	Wt.	Exp.	Hometown/Previous School
1	Ben Davis	LB	93	Jonathan Allen	DL	Sr.	6-3	291	3L	Leesburg, Va./Stone Bridge
1	Robert Foster	WR	41	Blaine Anderson	DB	Sr.	5-10	187	SQ	Charlotte, N.C./Myers Park
2	Jalen Hurts	QB	31	Keaton Anderson	LB	R-Fr.	6-1	215	RS	Florence, Ala./Florence
2	Jared Mayden	DB	22	Ryan Anderson	LB	R-Sr.	6-2	253	3L	Daphne, Ala./Daphne
3	Calvin Ridley	WR	28	Anthony Averett	DB	R-Jr.	6-0	183	1L	Woodbury, N.J./Woodbury
4	Eddie Jackson	DB	44	Dakota Ball	DL	R-Sr.	6-3	268	2L	Lindale, Ga./Pepperell
5	Shyheim Carter	DB	8	Blake Barnett	QB	R-Fr.	6-5	211	RS	Corona, Calif./Santiago
5	Ronnie Clark	RB	18	Cooper Bateman	QB	R-Jr.	6-3	220	2L	Murray, Utah/Cottonwood
6	Hootie Jones	DB	41	Parker Bearden	WR	So.	6-1	201	SQ	Bessemer, Ala./Bessemer Academy
7	Tony Brown	DB	75	Bradley Bozeman	OL	R-Jr.	6-5	319	2L	Roanoke, Ala./Handley
7	Trevon Diggs	WR	65	Deonte Brown	OL	Fr.	6-4	350	HS	Decatur, Ala./Austin
8	Blake Barnett	QB	48	Mekhi Brown	LB	R-Fr.	6-5	246	RS	Columbus, Ga./Carver
9	Da'Shawn Hand	DL	7	Tony Brown	DB	Jr.	6-0	198	2L	Beaumont, Texas/Ozen
9	Bo Scarbrough	RB	45	Hunter Bryant	TE	Jr.	6-5	226	SQ	Roswell, Ga./Fellowship Christian School
10	Reuben Foster	LB	5	Shyheim Carter	DB	Fr.	6-0	190	HS	Kentwood, La./Kentwood
11	Gehrig Dieter	WR	67	Josh Casher	OL	R-So.	6-1	287	SQ	Mobile, Ala./St. Paul's
12	David Cornwell	QB	5	Ronnie Clark	RB	R-So.	6-2	215	1L	Calera, Ala./Calera
13	Nigel Knott	DB	12	David Cornwell	QB	R-So.	6-5	228	SQ	Norman, Okla./Norman North
13	ArDarius Stewart	WR	66	Lester Cotton	OL	So.	6-4	319	1L	Tuscaloosa, Ala./Central
14	Deionte Thompson	DB	1	Ben Davis	LB	Fr.	6-4	234	HS	Gordo, Ala./Gordo
15	Ronnie Harrison	DB	99	Raekwon Davis	DL	Fr.	6-7	315	HS	Meridian, Miss./Meridian
15	JK Scott	P	62	Will Davis	OL	Sr.	6-5	315	SQ	Letohatchee, Ala./Fort Dale Academy
16	Jamey Mosley	LB	11	Gehrig Dieter	WR	Sr.	6-3	207	TR	South Bend, Ind./Washington/Bowling Green
16	T.J. Simmons	WR	7	Trevon Diggs	WR	Fr.	6-2	195	HS	Gaithersburg, Md./Avalon School
17	Cam Sims	WR	36	Johnny Dwight	DL	R-So.	6-3	306	SQ	Rochelle, Ga./Wilcox County
18	Cooper Bateman	QB	21	B.J. Emmons	RB	Fr.	6-0	206	HS	Morganton, N.C./Freedom
19	Shawn Jennings	LB	43	Lawrence Erekosima	RB	Jr.	5-7	180	SQ	Simpsonville, S.C./Clinton
19	Xavian Marks	WR	32	Rashaan Evans	LB	Jr.	6-3	231	2L	Auburn, Ala./Auburn
19	Montana Murphy	QB	80	Raheem Falkins	WR	R-Jr.	6-4	200	2L	New Orleans, La./G.W. Carver
20	Shaun Dion Hamilton	LB	29	Minkah Fitzpatrick	DB	So.	6-1	203	1L	Old Bridge, N.J./St. Peter's Prep
21	B.J. Emmons	RB	87	Miller Forristall	TE	Fr.	6-5	225	HS	Cartersville, Ga./Cartersville
21	Rogria Lewis	DB	10	Reuben Foster	LB	Sr.	6-1	236	3L	Auburn, Ala./Auburn
22	Ryan Anderson	LB	1	Robert Foster	WR	R-Jr.	6-2	191	2L	Monaca, Pa./Central Valley
23	Aaron Robinson	DB	69	Joshua Frazier	DL	Jr.	6-4	315	2L	Springdale, Ark./Har-Ber
24	Terrell Hall	LB	46	Derrick Garnett	LB	Sr.	6-1	240	SQ	Tuscaloosa, Ala./Holy Spirit
25	Joshua Jacobs	RB	27	Derrick Gore	RB	Jr.	5-11	210	1L	Syracuse, N.Y./Milford Academy/Coffeyville C.C.
26	Marlon Humphrey	DB	45	Bo Grant	DB	Sr.	6-2	195	SQ	Valley, Ala./Valley
27	Derrick Gore	RB	89	Brandon Greene	TE	R-Sr.	6-5	295	3L	Ellenwood, Ga./Cedar Grove
28	Anthony Averett	DB	99	Adam Griffith	PK	R-Sr.	5-10	191	3L	Calhoun, Ga./Calhoun
29	Minkah Fitzpatrick	DB	24	Terrell Hall	LB	Fr.	6-5	247	HS	Washington, D.C./St. John's
30	Mack Wilson	LB	20	Shaun Dion Hamilton	LB	Jr.	6-0	232	2L	Montgomery, Ala./Carver
31	Keaton Anderson	LB	9	Da'Shawn Hand	DL	Jr.	6-4	280	2L	Woodbridge, Va./Woodbridge
32	Rashaan Evans	LB	34	Damien Harris	RB	So.	5-11	214	1L	Richmond, Ky./Madison Southern
33	Anfernee Jennings	LB	86	Truett Harris	TE	Sr.	6-3	235	SQ	Brentwood, Tenn./Brentwood
34	Damien Harris	RB	15	Ronnie Harrison	DB	So.	6-3	216	1L	Tallahassee, Fla./FSU University School
34	Nate Staskelunas	DB	63	J.C. Hassenauer	OL	Jr.	6-2	299	2L	Woodbury, Minn./East Ridge
35	Torin Marks	DB	84	Hale Hentges	TE	So.	6-5	256	1L	Jefferson City, Mo./Helias
35	Thomas Woods	WR	42	Keith Holcombe	LB	R-So.	6-4	227	1L	Tuscaloosa, Ala./Hillcrest
36	Johnny Dwight	DL	88	O.J. Howard	TE	Sr.	6-6	251	3L	Prattville, Ala./Autauga Academy
37	Donavan Mosley	DB	26	Marlon Humphrey	DB	R-So.	6-1	196	1L	Hoover, Ala./Hoover
37	Jonathan Rice	WR	2	Jalen Hurts	QB	Fr.	6-2	209	HS	Channelview, Texas/Channelview
38	Austin Johnson	WR	4	Eddie Jackson	DB	Sr.	6-0	194	3L	Lauderdale Lakes, Fla./Boyd Anderson
39	Levi Wallace	DB	25	Joshua Jacobs	RB	Fr.	5-10	204	HS	Tulsa, Okla./McLain
40	Joshua McMillon	LB	33	Anfernee Jennings	LB	R-Fr.	6-3	264	RS	Dadeville, Ala./Dadeville
41	Blaine Anderson	DB	19	Shawn Jennings	LB	Fr.	6-1	220	HS	Dadeville, Ala./Dadeville
41	Parker Bearden	WR	38	Austin Johnson	WR	So.	6-2	200	SQ	Elba, Ala./Elba
42	Keith Holcombe	LB	6	Hootie Jones	DB	Jr.	6-2	215	2L	Monroe, La./Neville
42	Jacob Parker	TE	50	Vohn Keith	DL	Jr.	6-2	221	SQ	Mobile, Ala./Faith Academy

2016 ALABAMA ROSTER

NUMERICAL ROSTER			No.	Name	Pos.	Class	Ht.	Wt.	Exp.	Hometown/Previous School
43	Lawrence Erekosima	RB	56	Brandon Kennedy	OL	R-Fr.	6-3	301	RS	Wetumpka, Ala./Wetumpka
44	Dakota Ball	DL	81	Derek Kief	WR	R-So.	6-4	200	1L	Cincinnati, Ohio/La Salle
44	Avery Reid	RB	90	Jamar King	DL	Jr.	6-4	290	JC	Detroit, Mich./Denby/Mendocino C.C.
45	Hunter Bryant	TE	78	Korren Kirven	OL	R-Sr.	6-4	311	3L	Lynchburg, Va./Brookville
45	Bo Grant	DB	13	Nigel Knott	DB	Fr.	5-11	175	HS	Madison, Miss./Germantown
46	Derrick Garnett	LB	76	Scott Lashley	OL	Fr.	6-7	313	HS	West Point, Miss./West Point
47	Christian Miller	LB	85	Donnie Lee Jr.	WR	Jr.	6-0	180	SQ	Northport, Ala./Tuscaloosa County
47	Josh Pugh	WR	21	Rogria Lewis	DB	Jr.	5-11	196	SQ	Birmingham, Ala./Gardendale
48	Mekhi Brown	LB	51	Jake Long	DL	Sr.	5-9	228	SQ	Vestavia Hills, Ala./Vestavia Hills
50	Vohn Keith	DL	35	Torin Marks	DB	R-Fr.	5-11	175	RS	Rosenberg, Texas/George Ranch
50	Alphonse Taylor	OL	19	Xavian Marks	WR	So.	5-8	166	1L	Rosenberg, Texas/George Ranch
51	Jake Long	DL	60	Malik Martin	OL	So.	6-3	370	SQ	Tuscaloosa, Ala./Hillcrest
52	Scott Meyer	SN	2	Jared Mayden	DB	Fr.	6-0	200	HS	Sachse, Texas/Sachse
53	Ryan Parris	SN	55	Cole Mazza	SN	Sr.	6-2	235	3L	Bakersfield, Calif./Liberty
54	Dalvin Tomlinson	DL	40	Joshua McMillon	LB	R-Fr.	6-3	237	RS	Memphis, Tenn./Whitehaven
55	Cole Mazza	SN	52	Scott Meyer	SN	Fr.	6-2	222	HS	Alpharetta, Ga./Blessed Trinity Catholic
56	Brandon Kennedy	OL	47	Christian Miller	LB	R-So.	6-4	230	1L	Columbia, S.C./Spring Valley
56	Tim Williams	LB	64	Brandon Moore	OL	Sr.	6-0	248	SQ	Cincinnati, Ohio/Hills Christian Academy
58	Daniel Powell	DL	37	Donavan Mosley	DB	So.	5-10	180	SQ	San Antonio, Texas/James Madison
59	Dallas Warmack	OL	16	Jamey Mosley	LB	R-So.	6-5	228	SQ	Mobile, Ala./Theodore
60	Malik Martin	OL	19	Montana Murphy	QB	Fr.	6-3	201	HS	Southlake, Texas/Carroll Senior
61	Jacob Probasco	OL	79	Chris Owens	OL	Fr.	6-3	307	HS	Arlington, Texas/Lamar
62	Will Davis	OL	92	Andy Pappanastos	PK	R-Jr.	5-11	198	TR	Montgomery, Ala./Trinity Presbyterian/Ole Miss
63	J.C. Hassenauer	OL	42	Jacob Parker	TE	Jr.	6-1	222	SQ	Meridianville, Ala./Westminster Christian
64	Brandon Moore	OL	53	Ryan Parris	SN	So.	6-0	209	SQ	Madison, Ala./James Clemens
65	Deonte Brown	OL	94	Da'Ron Payne	DL	So.	6-2	319	1L	Birmingham, Ala./Shades Valley
66	Lester Cotton	OL	72	Richie Petitbon	OL	R-Fr.	6-4	302	RS	Annapolis, Md./Gonzaga
67	Josh Casher	OL	71	Ross Pierschbacher	OL	R-So.	6-4	304	1L	Cedar Falls, Iowa/Cedar Falls
69	Joshua Frazier	DL	58	Daniel Powell	DL	Fr.	5-11	238	HS	Aliceville, Ala./Pickens Academy
71	Ross Pierschbacher	OL	61	Jacob Probasco	OL	Fr.	6-3	317	SQ	Plainsboro, N.J./West Windsor-Plainsboro South
72	Richie Petitbon	OL	47	Josh Pugh	WR	So.	6-1	208	SQ	Chelsea, Ala./Chelsea
73	Jonah Williams	OL	89	Armani Purifoye	WR	Jr.	6-0	193	SQ	Kingsland, Ga./Camden County
74	Cam Robinson	OL	44	Avery Reid	RB	So.	6-0	192	SQ	Oneonta, Ala./Oneonta
75	Bradley Bozeman	OL	37	Jonathan Rice	WR	So.	6-4	207	SQ	Madison, Ala./Bob Jones
76	Scott Lashley	OL	3	Calvin Ridley	WR	So.	6-1	188	1L	Coconut Creek, Fla./Monarch
77	Matt Womack	OL	23	Aaron Robinson	DB	Fr.	6-1	181	HS	Deerfield Beach, Fla./Deerfield Beach
78	Korren Kirven	OL	74	Cam Robinson	OL	Jr.	6-6	310	2L	Monroe, La./West Monroe
79	Chris Owens	OL	98	Brannon Satterfield	P	So.	6-2	210	SQ	Austin, Texas/Lake Travis
80	Raheem Falkins	WR	9	Bo Scarbrough	RB	So.	6-2	228	1L	Northport, Ala./Tuscaloosa County
81	Derek Kief	WR	15	JK Scott	P	Jr.	6-6	202	2L	Denver, Colo./Mullen
82	Irv Smith Jr.	TE	16	T.J. Simmons	WR	Fr.	6-2	201	HS	Pinson, Ala./Clay-Chalkville
83	Cam Stewart	TE	17	Cam Sims	WR	Jr.	6-5	203	2L	Monroe, La./Ouachita Parish
84	Hale Hentges	TE	82	Irv Smith Jr.	TE	Fr.	6-4	235	HS	New Orleans, La./Brother Martin
85	Donnie Lee Jr.	WR	91	O.J. Smith	DL	So.	6-2	309	SQ	Bossier City, La./Airline
86	Truett Harris	TE	34	Nate Staskelunas	DB	Sr.	6-3	207	SQ	Greenville, N.C./Arendell Parrott Academy
87	Miller Forristall	TE	13	ArDarius Stewart	WR	R-Jr.	6-1	204	2L	Fultondale, Ala./Fultondale
88	O.J. Howard	TE	83	Cam Stewart	TE	Fr.	6-8	254	HS	San Jose, Calif./Valley Christian
89	Brandon Greene	TE	50	Alphonse Taylor	OL	R-Sr.	6-5	345	3L	Mobile, Ala./Davidson
89	Armani Purifoye	WR	14	Deionte Thompson	DB	R-Fr.	6-2	190	RS	Orange, Texas/West Orange-Stark
90	Jamar King	DL	54	Dalvin Tomlinson	DL	R-Sr.	6-3	305	3L	McDonough, Ga./Henry County
91	O.J. Smith	DL	39	Levi Wallace	DB	Jr.	6-0	170	SQ	Tucson, Ariz./Tucson
92	Andy Pappanastos	PK	59	Dallas Warmack	OL	So.	6-2	299	1L	Atlanta, Ga./Mays
92	Quinnen Williams	DL	73	Jonah Williams	OL	Fr.	6-5	296	HS	Folsom, Calif./Folsom
93	Jonathan Allen	DL	92	Quinnen Williams	DL	Fr.	6-4	284	HS	Birmingham, Ala./Wenonah
94	Da'Ron Payne	DL	56	Tim Williams	LB	Sr.	6-4	252	3L	Baton Rouge, La./University Lab
98	Brannon Satterfield	P	30	Mack Wilson	LB	Fr.	6-2	244	HS	Montgomery, Ala./Carver
99	Raekwon Davis	DL	77	Matt Womack	OL	R-Fr.	6-7	316	RS	Hernando, Miss./Magnolia Heights
99	Adam Griffith	PK	35	Thomas Woods	WR	Jr.	5-6	165	SQ	Birmingham, Ala./Vestavia Hills

ALABAMA CRIMSON TIDE DEPTH CHART

DEFENSE						
DE	93	Jonathan Allen	6-3	291	Sr.	Leesburg, Va.
	9	Da'Shawn Hand	6-4	280	Jr.	Woodbridge, Va.
NG	94	Da'Ron Payne	6-2	319	So.	Birmingham, Ala.
	69	Joshua Frazier	6-4	315	Jr.	Springdale, Ark.
DE	54	Dalvin Tomlinson	6-3	305	R-Sr.	McDonough, Ga.
	44	Dakota Ball	6-3	268	R-Sr.	Lindale, Ga.
JACK	56	Tim Williams	6-4	252	Sr.	Baton Rouge, La.
	33	Anfernee Jennings	6-3	264	R-Fr.	Dadeville, Ala. OR
	24	Terrell Hall	6-5	247	Fr.	Washington, D.C.
SAM	22	Ryan Anderson	6-2	253	R-Sr.	Daphne, Ala.
	47	Christian Miller	6-4	230	R-So.	Columbia, S.C. OR
	16	Jamey Mosley	6-5	228	R-So.	Mobile, Ala.
MIKE	20	Shaun Dion Hamilton	6-0	232	Jr.	Montgomery, Ala.
	42	Keith Holcombe	6-4	227	R-So.	Tuscaloosa, Ala.
WILL	10	Reuben Foster	6-1	236	Sr.	Auburn, Ala.
	32	Rashaan Evans	6-3	231	Jr.	Auburn, Ala.
	30	Mack Wilson	6-2	244	Fr.	Montgomery, Ala.
CB	26	Marlon Humphrey	6-1	196	R-So.	Hoover, Ala.
	28	Anthony Averett	6-0	183	R-Jr.	Woodbury, N.J.
CB	29	Minkah Fitzpatrick	6-1	203	So.	Old Bridge, N.J.
	5	Shyheim Carter	6-0	190	Fr.	Kentwood, La.
	39	Levi Wallace	6-0	170	Jr.	Tucson, Ariz.
SS	4	Eddie Jackson	6-0	194	Sr.	Lauderdale Lakes, Fla.
	6	Hootie Jones	6-2	215	Jr.	Monroe, La.
FS	15	Ronnie Harrison	6-3	216	So.	Tallahassee, Fla.
	14	Deionte Thompson	6-2	190	R-Fr.	Orange, Texas
STAR	29	Minkah Fitzpatrick	6-1	203	So.	Old Bridge, N.J.
	5	Shyheim Carter	6-0	190	Fr.	Kentwood, La.

OFFENSE						
LT	74	Cam Robinson	6-6	310	Jr.	Monroe, La.
	77	Matt Womack	6-7	316	R-Fr.	Hernando, Miss.
LG	66	Lester Cotton	6-4	319	So.	Tuscaloosa, Ala.
	59	Dallas Warmack	6-2	299	So.	Atlanta, Ga.
	56	Brandon Kennedy	6-3	301	R-Fr.	Wetumpka, Ala.
C	75	Bradley Bozeman	6-5	319	R-Jr.	Roanoke, Ala.
	63	J.C. Hassenauer	6-2	299	Jr.	Woodbury, Minn.
	67	Josh Casher	6-1	287	R-So.	Mobile, Ala.
RG	71	Ross Pierschbacher	6-4	304	R-So.	Cedar Falls, Iowa OR
	50	Alphonse Taylor	6-5	345	R-Sr.	Mobile, Ala.
	56	Brandon Kennedy	6-3	301	R-Fr.	Wetumpka, Ala.
RT	73	Jonah Williams	6-5	296	Fr.	Folsom, Calif.
	78	Korren Kirven	6-4	311	R-Sr.	Lynchburg, Va.
TE	84	Hale Hentges	6-5	256	So.	Jefferson City, Mo.
	89	Brandon Greene	6-5	295	R-Sr.	Ellenwood, Ga.
TE-H	88	O.J. Howard	6-6	251	Sr.	Prattville, Ala.
	87	Miller Forristall	6-5	225	Fr.	Cartersville, Ga. OR
	82	Irv Smith Jr.	6-4	235	Fr.	New Orleans, La.
QB	8	Blake Barnett	6-5	211	R-Fr.	Corona, Calif. OR
	2	Jalen Hurts	6-2	209	Fr.	Channelview, Texas OR
	18	Cooper Bateman	6-3	220	R-Jr.	Murray, Utah
RB	34	Damien Harris	5-11	214	So.	Richmond, Ky. OR
	9	Bo Scarbrough	6-2	228	So.	Northport, Ala.
	21	B.J. Emmons	6-0	206	Fr.	Morganton, N.C. OR
	25	Joshua Jacobs	5-10	204	Fr.	Tulsa, Okla.
WR	13	ArDarius Stewart	6-1	204	R-Jr.	Fultondale, Ala.
	17	Cam Sims	6-5	203	Jr.	Monroe, La.
	81	Derek Kief	6-4	200	R-So.	Cincinnati, Ohio OR
	16	T.J. Simmons	6-2	201	Fr.	Pinson, Ala.
WR	3	Calvin Ridley	6-1	188	So.	Coconut Creek, Fla. OR
	1	Robert Foster	6-2	191	R-Jr.	Monaca, Pa.
	80	Raheem Falkins	6-4	200	R-Jr.	New Orleans, La.
WR-H	11	Gehrig Dieter	6-3	207	Sr.	South Bend, Ind. OR
	3	Calvin Ridley	6-1	188	So.	Coconut Creek, Fla.
	19	Xavian Marks	5-8	166	So.	Rosenberg, Texas

SPECIAL TEAMS						
PK/KO	99	Adam Griffith	5-10	191	R-Sr.	Calhoun, Ga.
	92	Andy Pappanastos	5-11	198	R-Jr.	Montgomery, Ala.
HOLD	18	Cooper Bateman	6-3	220	R-Jr.	Murray, Utah
	15	JK Scott	6-6	202	Jr.	Denver, Colo.
P	15	JK Scott	6-6	202	Jr.	Denver, Colo.
SN	55	Cole Mazza	6-2	235	Sr.	Bakersfield, Calif.
	52	Scott Meyer	6-2	222	Fr.	Alpharetta, Ga.
PR	3	Calvin Ridley	6-1	188	So.	Coconut Creek, Fla.
	7	Trevon Diggs	6-2	195	Fr.	Gaithersburg, Md.
KOR	13	ArDarius Stewart	6-1	204	R-Jr.	Fultondale, Ala. AND
	7	Trevon Diggs	6-2	195	Fr.	Gaithersburg, Md.
	19	Xavian Marks	5-8	166	So.	Rosenberg, Texas AND
	11	Gehrig Dieter	6-3	207	Sr.	South Bend, Ind.

2016 ALABAMA FOOTBALL STATISTICS

SCHEDULE/RESULTS/RECORD BREAKDOWN

Date	Opponent	Result	Score	Overall	SEC	Start	Time	Temp	Attend
Sat., Sept. 3	vs. Southern California	W	52-6	1-0	—	7:14 P.M.	3:19	Indoor	81,359
Sat., Sept. 10	WKU	W	38-10	2-0	—	2:35 P.M.	3:20	93°	101,821

* Southeastern Conference game

TEAM STATISTICS

	ALABAMA	OPPONENT
SCORING	90	16
Points Per Game	45.0	8.0
Points Off Turnovers	21	7
FIRST DOWNS	38	23
Rushing	18	7
Passing	19	13
Penalty	1	3
RUSHING YARDAGE	366	87
Yards gained rushing	427	174
Yards lost rushing	61	87
Rushing Attempts	84	52
Average Per Rush	4.4	1.7
Average Per Game	183.0	43.5
TDs Rushing	5	0
PASSING YARDAGE	574	346
Comp-Att-Int	37-60-1	37-75-3
Average Per Pass	9.6	4.6
Average Per Catch	15.5	9.4
Average Per Game	287.0	173.0
TDs Passing	5	1
TOTAL OFFENSE	940	433
Total Plays	144	127
Average Per Play	6.5	3.4
Average Per Game	470.0	216.5
KICK RETURNS: #-Yards	4-87	8-178
PUNT RETURNS: #-Yards	4-19	3-28
INT RETURNS: #-Yards	3-79	1-0
KICK RETURN AVERAGE	21.8	22.2
PUNT RETURN AVERAGE	4.8	9.3
INT RETURN AVERAGE	26.3	0.0
FUMBLES-LOST	4-2	4-0
PENALTIES-Yards	16-113	8-62
Average Per Game	56.5	31.0
PUNTS-Yards	10-467	18-779
Average Per Punt	46.7	43.3
Net punt average	43.9	41.1
KICKOFFS-Yards	16-1015	6-385
Average Per Kick	63.4	64.2
Net kick average	39.8	45.5
TIME OF POSSESSION/Game	33:13	26:46
3RD-DOWN Conversions	15/33	10/34
3rd-Down Pct	45%	29%
4TH-DOWN Conversions	3/3	0/3
4th-Down Pct	100%	0%
SACKS BY-Yards	7-59	5-36
MISC YARDS	0	0
TOUCHDOWNS SCORED	12	1
FIELD GOALS-ATTEMPTS	2-3	3-4
ON-SIDE KICKS	0-0	0-0
RED-ZONE SCORES	(9-9) 100%	(2-2) 100%
RED-ZONE TOUCHDOWNS	(7-9) 78%	(0-2) 0%
PAT-ATTEMPTS	(12-12) 100%	(1-1) 100%
ATTENDANCE	101821	0
Games/Avg Per Game	1/101821	0/0
Neutral Site Games		1/81359

BREAKDOWN

Overall	2-0
Home	1-0
Away	0-0
Neutral	1-0
SEC	0-0
Non-Conference	2-0
Overtime	0-0
Day	1-0
Night	1-0
Televised	2-0
Non-Televised	0-0
vs. Top 25	1-0
vs. Top 15	0-0
vs. Top 10	0-0
vs. Top 5	0-0
Scores First	1-0
Opponent Scores First	1-0
Leading after 1st Qtr	1-0
Trailing after 1st Qtr	1-0
Tied after 1st Qtr	0-0
Leading at Half	2-0
Trailing at Half	0-0
Tied at Half	0-0
Leading after 3rd Qtr	2-0
Trailing after 3rd Qtr	0-0
Tied after 3rd Qtr	0-0
Wins Coin Toss	1-0
Loses Coin Toss	1-0
Natural Grass	1-0
Artificial Surface	1-0

SCORE BY QUARTERS

	1st	2nd	3rd	4th	OT	Total
Alabama	10	24	28	28	0	90
Opponents	6	0	3	7	0	16

ALABAMA GAME-BY-GAME STATISTICS

OFFENSE

Date	Opponent	RUSHING				RECEIVING				PASSING				KICK RETURNS				PUNT RETURNS				tot off
		No	Yds	TD	Lg	No.	Yds	TD	Lg	Cmp-Att-Int	Yds	TD	Lg	No	Yds	TD	Lg	No	Yds	TD	Lg	
Sept. 3	vs. Southern Cal	45	242	3	73	12	223	3	71	12-18-1	223	3	71	1	24	0	24	2	4	0	6	465
Sept. 10	WKU	39	124	2	14	25	351	2	52	25-42-0	351	2	52	3	63	0	24	2	15	0	13	475
Totals		84	366	5	73	37	574	5	71	37-60-1	574	5	71	4	87	0	24	4	19	0	13	940
Opponent		52	87	0	46	37	346	1	59	37-75-3	346	1	59	8	178	0	40	3	28	0	15	433

DEFENSE

		TACKLES				SACKS	FUMBLE		PASS DEFENSE			Blkd	KICKS — XPTS					
Date	Opponent	Solo	Ast	Total	TFL-Yds	No-Yds	FF	FR-Yds	Int-Yds	QBH	Brk	Kick	Att-Made	Run	Rcv	Saf	Pts	
Sept. 3	vs. Southern Cal	42	16	58	9.0-32	3.0-20	0	0-0	1-18	1	7	0	7-7	0	0	0	52	
Sept. 10	WKU	32	24	56	5.0-40	4.0-39	2	0-0	2-61	6	5	1	5-5	0	0	0	38	
Totals		74	40	114	14.0-72	7.0-59	2	0-0	3-79	7	12	1	12-12	0	0	0	90	
Opponent		91	48	139	10.0-43	5.0-36	1	2-0	1-0	5	4	0	1-1	0	0	0	16	

SPECIAL TEAMS

		PUNTING									FIELD GOALS			KICKOFFS				
Date	Opponent	No	Yds	Avg	Long	Blkd	TB	FC	50+	I20	Att-Made	Lg	Blkd	No	Yds	Avg	TB	OB
Sept. 3	vs. Southern Cal	5	235	47.0	54	0	0	3	3	3	1-1	29	0	9	568	63.1	4	0
Sept. 10	WKU	5	232	46.4	58	0	0	2	2	3	2-1	36	0	7	447	63.9	4	0
Totals		10	467	46.7	58	0	0	5	5	6	3-2	36	0	16	1015	63.4	8	0
Opponent		18	779	43.3	54	0	1	5	4	5	4-3	47	1	6	385	64.2	1	1

RED ZONE

Date	Opponent	Score	Times In RZ		Times Scored	Total Pts	TDs	Rush TDs	Pass TDs	FGs Made	Failed to score inside RZ						Game
											FGA	Downs	Int	Fumb	Half		
Sept. 3	vs. Southern Cal	W 52-6	4	4	24	3	3	0	1	0	0	0	0	0	0	0	0
Sept. 10	WKU	W 38-10	5	5	31	4	2	2	1	0	0	0	0	0	0	0	0
Totals			9	9	55	7	5	2	2	0	0	0	0	0	0	0	0

9 of 9 (100.0%)

OPPONENT GAME-BY-GAME STATISTICS

OFFENSE

Date	Opponent	RUSHING				RECEIVING				PASSING				KICK RETURNS				PUNT RETURNS				tot off
		No.	Yds	TD	Lg	No.	Yds	TD	Lg	Cmp-Att-Int	Yds	TD	Lg	No	Yds	TD	Lg	No	Yds	TD	Lg	
Sept. 3	vs. Southern Cal	30	64	0	46	18	130	0	36	18-37-1	130	0	36	5	117	0	40	1	15	0	15	194
Sept. 10	WKU	22	23	0	16	19	216	1	59	19-38-2	216	1	59	3	61	0	22	2	13	0	13	239
Totals		52	87	0	46	37	346	1	59	37-75-3	346	1	59	8	178	0	40	3	28	0	15	433
Alabama		84	366	5	73	37	574	5	71	37-60-1	574	5	71	4	87	0	24	4	19	0	13	940

DEFENSE

		TACKLES				SACKS	FUMBLE		PASS DEFENSE			Blkd	KICKS — XPTS				
Date	Opponent	Solo	Ast	Total	TFL-Yds	No-Yds	FF	FR-Yds	Int-Yds	QBH	Brk	Kick	Att-Made	Run	Rcv	Saf	Pts
Sept. 3	vs. Southern Cal	44	16	60	8.0-28	3.0-21	1	1-0	1-0	0	1	0	0-0	0	0	0	6
Sept. 10	WKU	47	32	79	2.0-15	2.0-15	0	1-0	0-0	5	3	0	1-1	0	0	0	10
Totals		91	48	139	10.0-43	5.0-36	1	2-0	1-0	5	4	0	1-1	0	0	0	16
Alabama		74	40	114	14.0-72	7.0-59	2	0-0	3-79	7	12	1	12-12	0	0	0	90

SPECIAL TEAMS

Date	Opponent	PUNTING						FIELD GOALS				KICKOFFS			
		No	Yds	Avg	Long	Blkd	TB	FC	50+	I20	Att-Made	Lg	Blkd	No	Yds
Sept. 3	vs. Southern Cal	10	403	40.3	52	0	0	4	1	4	2-2	47	0	3	192
Sept. 10	WKU	8	376	47.0	54	0	1	1	3	1	2-1	25	1	3	193
Totals		18	779	43.3	54	0	1	5	4	5	4-3	47	1	6	385
Alabama		10	467	46.7	58	0	0	5	5	6	3-2	36	0	16	1015

RED ZONE

Date	Opponent	Score	Times		Total Pts	TDs	Rush TDs	Pass TDs	FGs Made	Failed to score inside RZ					
			In RZ	Scored						FGA	Downs	Int	Fumb	Half	Game
Sept. 3	vs. Southern Cal	W 52-6	1	1	3	0	0	0	1	0	0	0	0	0	0
Sept. 10	WKU	W 38-10	1	1	3	0	0	0	1	0	0	0	0	0	0
Totals			2	2	6	0	0	0	2	0	0	0	0	0	0

2 of 2 (100.0%)

TEAM COMPARISON GAME-BY-GAME

Opponent	Score	First Downs				Rushing Number-Yards	Passing		Yards	Total Offense Plays-Yards	Return Yards	TOs
		Total	Rush	Pass	Pen		Comp-Att-Int					
Southern Cal	52-6	15/11	9/5	6/4	0/2	45-242/30-64	12-18-1/18-37-1	223/130	63-465/67-194	46/132	2/1	
WKU	38-10	23/12	9/2	13/9	1/1	39-124/22-23	25-42-0/19-38-2	351/216	81-475/60-239	139/74	1/2	
Totals	90-16	38/23	18/7	19/13	1/3	84-366/52-87	37-60-1/37-75-3	574/346	144-940/127-433	185/206	3/3	

Opponent	3rd Down Conversions	4th Down Conversions	Time of Possession	TOP Margin	Avg Yds/Rush	Avg Yds/Pass	Avg Yds/Play	Punting Number-Avg	Penalties Number-Yards
Southern Cal	6-15/4-18	1-1/0-2	30:43/29:17	1:26	5.4/2.1	12.4/3.5	7.4/2.9	5-47.0/10-40.3	4-29/6-46
WKU	9-18/6-16	2-2/0-1	35:44/24:16	11:28	3.2/1.0	8.4/5.7	5.9/4.0	5-46.4/8-47.0	12-84/2-16
Totals	15-33/10-34	3-3/0-3	66:27/53:33	12:54	4.4/1.7	9.6/4.6	6.5/3.4	10-46.7/18-43.3	113/62

ALABAMA INDIVIDUAL STATISTICS

RUSHING

	GP	Att	Gain	Loss	Net	Avg	TD	Long	Avg/G
Damien Harris	2	20	185	2	183	9.1	0	73	91.5
B.J. Emmons	2	12	59	0	59	4.9	1	14	29.5
Bo Scarbrough	2	16	55	0	55	3.4	2	9	27.5
Jalen Hurts	2	20	70	19	51	2.5	2	9	25.5
ArDarius Stewart	2	3	29	0	29	9.7	0	17	14.5
Joshua Jacobs	2	4	20	0	20	5.0	0	8	10.0
Calvin Ridley	2	1	6	0	6	6.0	0	6	3.0
Derrick Gore	1	1	1	0	1	1.0	0	1	1.0
Robert Foster	2	1	0	5	-5	-5.0	0	0	-2.5
Cooper Bateman	2	1	0	9	-9	-9.0	0	0	-4.5
Blake Barnett	2	4	2	12	-10	-2.5	0	2	-5.0
TEAM	1	1	0	14	-14	-14.0	0	0	-14.0
Total	2	84	427	61	366	4.4	5	73	183.0
Opponents	2	52	174	87	87	1.7	0	46	43.5

PASSING

	G	Effic	Cmp-Att-Int	Pct	Yds	TD	Lng	Avg/G
Jalen Hurts	2	157.91	29-47-1	61.7	405	4	71	202.5
Blake Barnett	2	200.63	7-12-0	58.3	164	1	52	82.0
Cooper Bateman	2	142.00	1-1-0	100.0	5	0	5	2.5
Total	2	166.19	37-60-1	61.7	574	5	71	287.0
Opponents	2	84.49	37-75-3	49.3	346	1	59	173.0

RECEIVING

	G	No.	Yds	Avg	TD	Long	Avg/G
Calvin Ridley	2	11	138	12.5	1	51	69.0
ArDarius Stewart	2	9	203	22.6	3	71	101.5
O.J. Howard	2	5	68	13.6	0	40	34.0
Gehrig Dieter	2	3	101	33.7	1	45	50.5
Robert Foster	2	3	13	4.3	0	6	6.5
Damien Harris	2	2	14	7.0	0	9	7.0
Trevon Diggs	2	1	14	14.0	0	14	7.0
Cam Sims	1	1	12	12.0	0	12	12.0
Hale Hentges	2	1	6	6.0	0	6	3.0
Brandon Greene	2	1	5	5.0	0	5	2.5
Total	2	37	574	15.5	5	71	287.0
Opponents	2	37	346	9.4	1	59	173.0

PUNT RETURNS

	No.	Yds	Avg	TD	Long
Calvin Ridley	2	4	2.0	0	6
Trevon Diggs	2	15	7.5	0	13
Total	4	19	4.8	0	13
Opponents	3	28	9.3	0	15

ALABAMA INDIVIDUAL STATISTICS

INTERCEPTIONS

	No.	Yds	Avg	TD	Long
Eddie Jackson	1	55	55.0	1	55
Marlon Humphrey	1	18	18.0	1	18
Ronnie Harrison	1	6	6.0	0	6
Total	3	79	26.3	2	55
Opponents	1	0	0.0	0	0

KICK RETURNS

	No.	Yds	Avg	TD	Long
Trevon Diggs	4	87	21.8	0	24
Total	4	87	21.8	0	24
Opponents	8	178	22.2	0	40

FUMBLE RETURNS

	No.	Yds	Avg	TD	Long
Total	0	0	0.0	0	0
Opponents	0	0	0.0	0	0

SCORING

	TD	FGs	----- PATs -----					DXP	Saf	Points
			Kick	Rush	Rcv	Pass				
Adam Griffith	0	2-3	12-12	0-0	0	0-0	0	0	0	18
ArDarius Stewart	3	0-0	0-0	0-0	0	0-0	0	0	0	18
Bo Scarbrough	2	0-0	0-0	0-0	0	0-0	0	0	0	12
Jalen Hurts	2	0-0	0-0	0-0	0	0-0	0	0	0	12
Marlon Humphrey	1	0-0	0-0	0-0	0	0-0	0	0	0	6
Gehrig Dieter	1	0-0	0-0	0-0	0	0-0	0	0	0	6
Eddie Jackson	1	0-0	0-0	0-0	0	0-0	0	0	0	6
Calvin Ridley	1	0-0	0-0	0-0	0	0-0	0	0	0	6
B.J. Emmons	1	0-0	0-0	0-0	0	0-0	0	0	0	6
Total	12	2-3	12-12	0-0	0	0-0	0	0	0	90
Opponents	1	3-4	1-1	0-0	0	0-0	0	0	0	16

TOTAL OFFENSE

	G	Plays	Rush	Pass	Total	Avg/G
Jalen Hurts	2	67	51	405	456	228.0
Damien Harris	2	20	183	0	183	91.5
Blake Barnett	2	16	-10	164	154	77.0
B.J. Emmons	2	12	59	0	59	29.5
Bo Scarbrough	2	16	55	0	55	27.5
ArDarius Stewart	2	3	29	0	29	14.5
Joshua Jacobs	2	4	20	0	20	10.0
Calvin Ridley	2	1	6	0	6	3.0
Derrick Gore	1	1	1	0	1	1.0
Cooper Bateman	2	2	-9	5	-4	-2.0
Robert Foster	2	1	-5	0	-5	-2.5
TEAM	1	1	-14	0	-14	-14.0
Total	2	144	366	574	940	470.0
Opponents	2	127	87	346	433	216.5

FIELD GOALS

	FGM-FGA	Pct	01-19	20-29	30-39	40-49	50-99	Lg	Blk
Adam Griffith	2-3	66.7	0-0	1-1	1-1	0-1	0-0	36	0

FG SEQUENCE	Alabama	Opponents
Southern Cal	(29)	(47),(41)
WKU	48,(36)	(25),47

Numbers in (parentheses) indicate field goal was made.

PUNTING

	No.	Yds	Avg	Long	TB	FC	I20	50+	Blkd
JK Scott	10	467	46.7	58	0	5	6	5	0
Total	10	467	46.7	58	0	5	6	5	0
Opponents	18	779	43.3	54	1	5	5	4	0

KICKOFFS

	No.	Yds	Avg	TB	OB	Retn	Net	YdLn
Adam Griffith	15	957	63.8	8	0			
Andy Pappanastos	1	58	58.0	0	0			
Total	16	1015	63.4	8	0	178	39.8	25
Opponents	6	385	64.2	1	1	87	45.5	19

ALL PURPOSE

	G	Rush	Rec	PR	KOR	IR	Tot	Avg/G
ArDarius Stewart	2	29	203	0	0	0	232	116.0
Damien Harris	2	183	14	0	0	0	197	98.5
Calvin Ridley	2	6	138	4	0	0	148	74.0
Trevon Diggs	2	0	14	15	87	0	116	58.0
Gehrig Dieter	2	0	101	0	0	0	101	50.5
O.J. Howard	2	0	68	0	0	0	68	34.0
B.J. Emmons	2	59	0	0	0	0	59	29.5
Bo Scarbrough	2	55	0	0	0	0	55	27.5
Eddie Jackson	2	0	0	0	0	55	55	27.5
Jalen Hurts	2	51	0	0	0	0	51	25.5
Joshua Jacobs	2	20	0	0	0	0	20	10.0
Marlon Humphrey	2	0	0	0	0	18	18	9.0
Cam Sims	1	0	12	0	0	0	12	12.0
Robert Foster	2	-5	13	0	0	0	8	4.0
Hale Hentges	2	0	6	0	0	0	6	3.0
Ronnie Harrison	2	0	0	0	0	6	6	3.0
Brandon Greene	2	0	5	0	0	0	5	2.5
Derrick Gore	1	1	0	0	0	0	1	1.0
Cooper Bateman	2	-9	0	0	0	0	-9	-4.5
Blake Barnett	2	-10	0	0	0	0	-10	-5.0
TEAM	1	-14	0	0	0	0	-14	-14.0
Total	2	366	574	19	87	79	1125	562.5
Opponents	2	87	346	28	178	0	639	319.5

ALABAMA DEFENSIVE STATISTICS

DEFENSIVE LEADERS	GP	Tackles				Sacks No-Yards	Pass Def			Fumbles		Blkd	
		Solo	Ast	Total	TFL/Yds		Int-Yds	BrUp	QBH	Rcv-Yds	FF	Kick	Saf
Minkah Fitzpatrick	2	6	5	11	.	.	.	3	.	.	1	.	.
Reuben Foster	2	7	3	10	1.0-1	.	.	.	1
Anthony Averett	2	9	1	10
Shaun Dion Hamilton	2	5	4	9	2.0-5
Jonathan Allen	2	5	2	7	3.0-28	3.0-28	.	2	3	.	.	1	.
Ryan Anderson	2	4	3	7	2.5-13	1.5-12	.	.	1
Keith Holcombe	2	4	3	7	1.0-1	.	.	1
Rashaan Evans	2	6	1	7
Dakota Ball	2	4	2	6	0.5-8	0.5-8
Eddie Jackson	2	5	1	6	.	.	1-55	2
Marlon Humphrey	2	3	1	4	1.0-3	.	1-18	1	.	.	1	.	.
Dalvin Tomlinson	2	2	2	4	1.0-5	1.0-5
Anfernee Jennings	2	1	2	3	1.0-2
Ronnie Harrison	2	3	.	3	.	.	1-6	.	1
Da'Ron Payne	2	1	2	3
B.J. Emmons	2	1	1	2
JK Scott	2	.	2	2
Aaron Robinson	2	1	1	2
Tim Williams	2	2	.	2	1
Levi Wallace	2	1	1	2	.	.	.	2
Deionte Thompson	2	.	1	1
T.J. Simmons	2	1	.	1
O.J. Smith	1	1	.	1
Christian Miller	2	1	.	1	1.0-6	1.0-6
Keaton Anderson	2	.	1	1
Hootie Jones	2	1	.	1	.	.	.	1
Bo Scarbrough	2	.	1	1
Total	2	74	40	114	14-72	7-59	3-79	12	7	.	2	1	.
Opponents	2	91	48	139	10.0-43	5-36	1-0	4	5	2-0	1	.	.

PARTICIPATION CHART

Name	GP/GS	USC	WKU
Jonathan Allen	2/2	START	START
Keaton Anderson	2/-	XXX	XXX
Ryan Anderson	2/2	START	START
Anthony Averett	2/1	XXX	START
Dakota Ball	2/-	XXX	XXX
Blake Barnett	2/1	START	XXX
Cooper Bateman	2/-	XXX	XXX
Bradley Bozeman	2/2	START	START
Shyheim Carter	2/-	XXX	XXX
Lester Cotton	2/2	START	START
Raekwon Davis	1/-	...	XXX
Gehrig Dieter	2/1	XXX	START
Trevon Diggs	2/-	XXX	XXX
B.J. Emmons	2/-	XXX	XXX
Rashaan Evans	2/-	XXX	XXX
Raheem Falkins	2/-	XXX	XXX
Minkah Fitzpatrick	2/2	START	START
Miller Forristall	2/1	START	XXX
Reuben Foster	2/2	START	START
Robert Foster	2/-	XXX	XXX
Joshua Frazier	1/-	XXX	...
Derrick Gore	1/-	...	XXX
Brandon Greene	2/-	XXX	XXX
Adam Griffith	2/-	XXX	XXX
Terrell Hall	1/-	XXX	...
Shaun Dion Hamilton	2/2	START	START
Da'Shawn Hand	2/-	XXX	XXX
Damien Harris	2/2	START	START
Truett Harris	1/-	XXX	...
Ronnie Harrison	2/2	START	START
J.C. Hassenauer	2/-	XXX	XXX
Hale Hentges	2/-	XXX	START
Keith Holcombe	2/-	XXX	XXX
O.J. Howard	2/2	START	XXX
Marlon Humphrey	2/2	START	START
Jalen Hurts	2/1	XXX	START
Eddie Jackson	2/2	START	START
Joshua Jacobs	2/-	XXX	XXX
Anfernee Jennings	2/-	XXX	XXX
Hootie Jones	2/-	XXX	XXX
Brandon Kennedy	2/-	XXX	XXX
Derek Kief	2/-	XXX	XXX
Jamar King	1/-	XXX	...
Korren Kirven	2/-	XXX	XXX
Cole Mazza	2/-	XXX	XXX
Christian Miller	2/-	XXX	XXX
Jamey Mosley	1/-	XXX	...
Andy Pappanastos	1/-	...	XXX
Da'Ron Payne	2/2	START	START
Ross Pierschbacher	2/2	START	START
Calvin Ridley	2/2	START	START
Aaron Robinson	2/-	XXX	XXX
Cam Robinson	2/2	START	START
Bo Scarbrough	2/-	XXX	XXX
JK Scott	2/-	XXX	XXX
T.J. Simmons	2/-	XXX	XXX
Cam Sims	1/-	XXX	...
O.J. Smith	1/-	...	XXX
ArDarius Stewart	2/2	START	START
Alphonse Taylor	1/-	...	XXX
Deionte Thompson	2/-	XXX	XXX
Dalvin Tomlinson	2/2	START	START
Levi Wallace	2/-	XXX	XXX
Dallas Warmack	2/-	XXX	XXX
Jonah Williams	2/2	START	START
Tim Williams	2/1	START	XXX
Mack Wilson	2/-	XXX	XXX
Matt Womack	2/-	XXX	XXX

RUSHING/RECEIVING/PASSING GAME-BY-GAME

RUSHING

	No-Yds/TD	USC	WKU
Damien Harris	20-183/0	9-138/0	11-45/0
B.J. Emmons	12-59/1	6-18/0	6-41/1
Bo Scarbrough	16-55/2	11-36/1	5-19/1
Jalen Hurts	20-51/2	9-32/2	11-19/0
ArDarius Stewart	3-29/0	1-17/0	2-12/0
Joshua Jacobs	4-20/0	4-20/0	-
Calvin Ridley	1-6/0	-	1-6/0
Derrick Gore	1-1/0	DNP	1-1/0
Robert Foster	1--5/0	-	1--5/0
Cooper Bateman	1--9/0	1--9/0	-
Blake Barnett	4--10/0	4--10/0	-
TEAM	1--14/0	DNP	1--14/0

RECEIVING

	No-Yds/TD	USC	WKU
ArDarius Stewart	9-203/3	4-113/2	5-90/1
Calvin Ridley	11-138/1	2-9/0	9-129/1
Gehrig Dieter	3-101/1	1-45/1	2-56/0
O.J. Howard	5-68/0	3-39/0	2-29/0
Damien Harris	2-14/0	-	2-14/0
Trevon Diggs	1-14/0	-	1-14/0
Robert Foster	3-13/0	-	3-13/0
Cam Sims	1-12/0	1-12/0	DNP
Hale Hentges	1-6/0	-	1-6/0
Brandon Greene	1-5/0	1-5/0	-

PASSING

Jalen Hurts	Att	Comp	Int	Pct	Yards	TD	Long	Sack	Yds	Effic
Southern Cal	11	6	1	54.5	118	2	71	0	0	186.5
WKU	36	23	0	63.9	287	2	51	2	15	149.2
TOTALS	47	29	1	61.7	405	4	71	2	15	157.9

Blake Barnett	Att	Comp	Int	Pct	Yards	TD	Long	Sack	Yds	Effic
Southern Cal	6	5	0	83.3	100	1	45	2	12	278.3
WKU	6	2	0	33.3	64	0	52	0	0	122.9
TOTALS	12	7	0	58.3	164	1	52	2	12	200.6

Cooper Bateman	Att	Comp	Int	Pct	Yards	TD	Long	Sack	Yds	Effic
Southern Cal	1	1	0	100.0	5	0	5	1	9	142.0
TOTALS	1	1	0	100.0	5	0	5	1	9	142.0

TACKLES GAME-BY-GAME

TOTAL TACKLES

	UA-A	TOT	USC	WKU
Minkah Fitzpatrick	6-5	11	3-3	3-2
Reuben Foster	7-3	10	2-2	5-1
Anthony Averett	9-1	10	7-1	2-0
Shaun Dion Hamilton	5-4	9	5-0	0-4
Keith Holcombe	4-3	7	3-2	1-1
Jonathan Allen	5-2	7	4-0	1-2
Rashaan Evans	6-1	7	4-0	2-1
Ryan Anderson	4-3	7	3-1	1-2
Dakota Ball	4-2	6	1-0	3-2
Eddie Jackson	5-1	6	2-0	3-1
Dalvin Tomlinson	2-2	4	1-0	1-2
Marlon Humphrey	3-1	4	1-1	2-0
Ronnie Harrison	3-0	3	-	3-0
Anfernee Jennings	1-2	3	1-2	-
Da'Ron Payne	1-2	3	-	1-2
Aaron Robinson	1-1	2	1-1	-
Levi Wallace	1-1	2	1-0	0-1
B.J. Emmons	1-1	2	1-0	0-1
JK Scott	0-2	2	0-2	-
Tim Williams	2-0	2	2-0	-
Hootie Jones	1-0	1	-	1-0
Keaton Anderson	0-1	1	-	0-1
Christian Miller	1-0	1	-	1-0
Bo Scarbrough	0-1	1	-	0-1
T.J. Simmons	1-0	1	-	1-0
O.J. Smith	1-0	1	DNP	1-0
Deionte Thompson	0-1	1	0-1	-

SUPERLATIVES

INDIVIDUAL GAME HIGHS

Rushes	11	Bo Scarbrough vs USC (Sep 03, 2016)
		Jalen Hurts vs WKU (Sep 10, 2016)
		Damien Harris vs WKU (Sep 10, 2016)
Yards Rushing	138	Damien Harris vs USC (Sep 03, 2016)
TD Rushes	2	Jalen Hurts vs USC (Sep 03, 2016)
Long Rush	73	Damien Harris vs USC (Sep 03, 2016)
Pass attempts	36	Jalen Hurts vs WKU (Sep 10, 2016)
Pass completions	23	Jalen Hurts vs WKU (Sep 10, 2016)
Yards Passing	287	Jalen Hurts vs WKU (Sep 10, 2016)
TD Passes	2	Jalen Hurts vs USC (Sep 03, 2016)
		Jalen Hurts vs WKU (Sep 10, 2016)
Long Pass	71	Jalen Hurts vs USC (Sep 03, 2016)
Receptions	9	Calvin Ridley vs WKU (Sep 10, 2016)
Yards Receiving	129	Calvin Ridley vs WKU (Sep 10, 2016)
TD Receptions	2	A. Stewart vs USC (Sep 03, 2016)
Long Reception	71	A. Stewart vs USC (Sep 03, 2016)
Field Goals	1	Adam Griffith vs USC (Sep 03, 2016)
		Adam Griffith vs WKU (Sep 10, 2016)
Long Field Goal	36	Adam Griffith vs WKU (Sep 10, 2016)
Punts	5	JK Scott vs USC (Sep 03, 2016)
		JK Scott vs WKU (Sep 10, 2016)
Punting Avg	47.0	JK Scott vs USC (Sep 03, 2016)
Long Punt	58	JK Scott vs WKU (Sep 10, 2016)
Punts inside 20	3	JK Scott vs USC (Sep 03, 2016)
		JK Scott vs WKU (Sep 10, 2016)
Long Punt Return	13	Trevon Diggs vs WKU (Sep 10, 2016)
Long Kickoff Return	24	Trevon Diggs vs USC (Sep 03, 2016)
		Trevon Diggs vs WKU (Sep 10, 2016)
Tackles	8	Anthony Averett vs USC (Sep 03, 2016)
Sacks	2.0	Jonathan Allen vs USC (Sep 03, 2016)
Tackles For Loss	2.0	S. Hamilton vs USC (Sep 03, 2016)
		Jonathan Allen vs USC (Sep 03, 2016)
Interceptions	1	Marlon Humphrey vs USC (Sep 03, 2016)
		Ronnie Harrison vs WKU (Sep 10, 2016)
		Eddie Jackson vs WKU (Sep 10, 2016)

TEAM GAME HIGHS

Rushes	45	vs USC (Sep 03, 2016)
Yards Rushing	242	vs USC (Sep 03, 2016)
Yards Per Rush	5.4	vs USC (Sep 03, 2016)
TD Rushes	3	vs USC (Sep 03, 2016)
Pass attempts	42	vs WKU (Sep 10, 2016)
Pass completions	25	vs WKU (Sep 10, 2016)
Yards Passing	351	vs WKU (Sep 10, 2016)
Yards Per Pass	12.4	vs USC (Sep 03, 2016)
TD Passes	3	vs USC (Sep 03, 2016)
Total Plays	81	vs WKU (Sep 10, 2016)
Total Offense	475	vs WKU (Sep 10, 2016)
Yards Per Play	7.4	vs USC (Sep 03, 2016)
Points	52	vs USC (Sep 03, 2016)
Sacks By	4	vs WKU (Sep 10, 2016)
First Downs	23	vs WKU (Sep 10, 2016)
Penalties	12	vs WKU (Sep 10, 2016)
Penalty Yards	84	vs WKU (Sep 10, 2016)
Turnovers	2	vs USC (Sep 03, 2016)
Interceptions By	2	vs WKU (Sep 10, 2016)
Punts	5	vs USC (Sep 03, 2016)
		vs WKU (Sep 10, 2016)
Punting Avg	47.0	vs USC (Sep 03, 2016)
Long Punt	58	vs WKU (Sep 10, 2016)
Punts inside 20	3	vs USC (Sep 03, 2016)
		vs WKU (Sep 10, 2016)
Long Punt Return	13	vs WKU (Sep 10, 2016)

OPPONENT INDIVIDUAL GAME HIGHS

Rushes	11	WALEY, Anthony, vs WKU (Sep 10, 2016)
Yards Rushing	46	Jones, Ronald, vs USC (Sep 03, 2016)
TD Rushes	0	
Long Rush	46	Jones, Ronald, vs USC (Sep 03, 2016)
Pass attempts	29	Browne, Max, vs USC (Sep 03, 2016)
Pass completions	14	Browne, Max, vs USC (Sep 03, 2016)
Yards Passing	135	WHITE, Mike, vs WKU (Sep 10, 2016)
TD Passes	1	ECKELS, Drew, vs WKU (Sep 10, 2016)
Long Pass	59	WHITE, Mike, vs WKU (Sep 10, 2016)
Receptions	9	TAYLOR, Taywan, vs WKU (Sep 10, 2016)
Yards Receiving	121	TAYLOR, Taywan, vs WKU (Sep 10, 2016)
TD Receptions	1	JACKSON, Lucky, vs WKU (Sep 10, 2016)
Long Reception	59	TAYLOR, Taywan, vs WKU (Sep 10, 2016)
Field Goals	2	Boormeester, Ma, vs USC (Sep 03, 2016)
Long Field Goal	47	Boormeester, Ma, vs USC (Sep 03, 2016)
Punts	10	Tilbey, Chris, vs USC (Sep 03, 2016)
Punting Avg	47.0	COLLINS, Jake, vs WKU (Sep 10, 2016)
Long Punt	54	COLLINS, Jake, vs WKU (Sep 10, 2016)
Punts inside 20	4	Tilbey, Chris, vs USC (Sep 03, 2016)
Long Punt Return	15	Burnett, Deonta, vs USC (Sep 03, 2016)
Long Kickoff Return	40	Jackson, Adoree, vs USC (Sep 03, 2016)
Tackles	10	IYIEGBUNIWE, J., vs WKU (Sep 10, 2016)
Sacks	1.5	Hutchings, Mich, vs USC (Sep 03, 2016)
Tackles For Loss	2.5	Hutchings, Mich, vs USC (Sep 03, 2016)
Interceptions	1	Marshall, Iman, vs USC (Sep 03, 2016)

OPPONENT TEAM GAME HIGHS

Rushes	30	vs USC (Sep 03, 2016)
Yards Rushing	64	vs USC (Sep 03, 2016)
Yards Per Rush	2.1	vs USC (Sep 03, 2016)
TD Rushes	0	
Pass attempts	38	vs WKU (Sep 10, 2016)
Pass completions	19	vs WKU (Sep 10, 2016)
Yards Passing	216	vs WKU (Sep 10, 2016)
Yards Per Pass	5.7	vs WKU (Sep 10, 2016)
TD Passes	1	vs WKU (Sep 10, 2016)
Total Plays	67	vs USC (Sep 03, 2016)
Total Offense	239	vs WKU (Sep 10, 2016)
Yards Per Play	4.0	vs WKU (Sep 10, 2016)
Points	10	vs WKU (Sep 10, 2016)
Sacks By	3	vs USC (Sep 03, 2016)
First Downs	12	vs WKU (Sep 10, 2016)
Penalties	6	vs USC (Sep 03, 2016)
Penalty Yards	46	vs USC (Sep 03, 2016)
Turnovers	2	vs WKU (Sep 10, 2016)
Interceptions By	1	vs USC (Sep 03, 2016)
Punts	10	vs USC (Sep 03, 2016)
Punting Avg	47.0	vs WKU (Sep 10, 2016)
Long Punt	54	vs WKU (Sep 10, 2016)
Punts inside 20	4	vs USC (Sep 03, 2016)
Long Punt Return	15	vs USC (Sep 03, 2016)

SOUTHERN CALIFORNIA

Team	Qtr	Spot	Drive Started		Spot	Drive Ended		Consumed	
			Time	Obtained		Time	How Lost	Pl-Yds	TOP
UA	1st	A24	12:21	Kickoff	A31	10:23	Punt	4-7	1:58
UA	1st	A37	06:08	Downs	A44	04:25	Punt	3-7	1:43
UA	1st	A46	02:44	Punt	A48	02:37	Fumble	1-2	0:07
UA	1st	A10	01:08	Punt	A11	14:12	Punt	3-1	1:56
UA	2nd	A25	12:22	Punt	S47	09:26	Punt	8-28	2:56
UA	2nd	S36	09:02	Punt	S00	07:46	*TOUCHDOWN	3-36	1:16
UA	2nd	A25	06:25	Punt	S11	03:26	*FIELD GOAL	7-64	2:59
UA	2nd	S00	02:37	Interception	S00	02:37	*TOUCHDOWN	0-0	0:00
UA	2nd	A13	01:37	Punt	A15	00:00	End of half	3-2	1:37
UA	3rd	A25	15:00	Kickoff	S00	13:43	*TOUCHDOWN	3-75	1:17
UA	3rd	S13	12:47	Downs	S00	10:55	*TOUCHDOWN	4-13	1:52
UA	3rd	A38	09:00	Punt	A38	08:03	Interception	3-0	0:57
UA	3rd	A15	07:10	Punt	S00	05:53	*TOUCHDOWN	3-85	1:17
UA	3rd	A35	02:34	Kickoff	S00	13:11	*TOUCHDOWN	9-65	4:23
UA	4th	A33	11:19	Punt	S00	09:25	*TOUCHDOWN	4-67	1:54
UA	4th	A08	06:32	Punt	A16	02:08	Punt	6-8	4:24

WKU

Team	Qtr	Spot	Drive Started		Spot	Drive Ended		Consumed	
			Time	Obtained		Time	How Lost	Pl-Yds	TOP
UA	1st	A31	13:38	Punt	W31	11:52	Missed FG	6-38	1:46
UA	1st	A23	11:09	Punt	W18	09:10	*FIELD GOAL	5-59	1:59
UA	1st	A23	08:03	Kickoff	A08	04:15	Punt	5--15	3:48
UA	1st	A33	04:05	Interception	W00	00:00	*TOUCHDOWN	9-67	4:05
UA	2nd	A20	11:17	Punt	A23	09:43	Punt	3-3	1:34
UA	2nd	W00	08:59	Interception	W00	08:59	*TOUCHDOWN	0-0	0:00
UA	2nd	A33	08:04	Punt	A35	06:55	Punt	3-2	1:09
UA	2nd	A17	03:39	Punt	W48	01:03	Punt	6-35	2:36
UA	2nd	A29	00:00	Missed FG	A29	00:00	End of half	0-0	0:00
UA	3rd	A16	15:00	Kickoff	W40	09:25	Punt	14-44	5:35
UA	3rd	W48	06:48	Punt	W00	03:48	*TOUCHDOWN	8-48	3:00
UA	3rd	A24	02:10	Punt	W00	13:14	*TOUCHDOWN	10-76	3:56
UA	4th	A41	09:11	Downs	W00	04:27	*TOUCHDOWN	11-59	4:44
UA	4th	A30	02:20	Punt	A26	01:34	Fumble	2--4	0:46
UA	4th	A26	00:46	Kickoff	A35	00:00	End of half	1-9	0:46

OPPONENT DRIVE CHARTS

SOUTHERN CALIFORNIA

Team	Qtr	Spot	Drive Started		Spot	Drive Ended		Consumed	
			Time	Obtained		Time	How Lost	Pl-Yds	TOP
USC	1st	S25	15:00	Kickoff	A29	12:28	*FIELD GOAL	6-46	2:32
USC	1st	S19	10:23	Punt	A37	06:08	Downs	10-44	4:15
USC	1st	S02	04:25	Punt	S02	02:44	Punt	3-0	1:41
USC	1st	A48	02:37	Fumble	S49	01:08	Punt	3--3	1:29
USC	2nd	S42	14:12	Punt	S34	12:22	Punt	3--8	1:50
USC	2nd	S15	09:26	Punt	S15	09:02	Punt	3-0	0:24
USC	2nd	S25	07:46	Kickoff	S29	06:25	Punt	3-4	1:21
USC	2nd	S10	03:20	Kickoff	S12	02:37	Interception	2-2	0:43
USC	2nd	S40	02:29	Kickoff	A44	01:37	Punt	4-16	0:52
USC	3rd	S33	13:35	Kickoff	S13	12:47	Downs	4--20	0:48
USC	3rd	S20	10:49	Kickoff	S22	09:00	Punt	3-2	1:49
USC	3rd	S42	08:03	Interception	S43	07:10	Punt	3-1	0:53
USC	3rd	S21	05:44	Kickoff	A23	02:34	*FIELD GOAL	8-56	3:10
USC	4th	S25	13:11	Kickoff	S27	11:19	Punt	3-2	1:52
USC	4th	S25	09:25	Kickoff	A43	06:32	Punt	7-32	2:53
USC	4th	S47	02:08	Punt	A35	00:00	End of half	4-18	2:08

WKU

Team	Qtr	Spot	Drive Started		Spot	Drive Ended		Consumed	
			Time	Obtained		Time	How Lost	Pl-Yds	TOP
WKU	1st	W22	15:00	Kickoff	W17	13:38	Punt	3--5	1:22
WKU	1st	W31	11:52	Missed FG	W34	11:09	Punt	3-3	0:43
WKU	1st	W21	09:10	Kickoff	A08	08:03	*FIELD GOAL	5-71	1:07
WKU	1st	W47	04:15	Punt	W47	04:05	Interception	1-0	0:10
WKU	2nd	W25	15:00	Kickoff	A46	11:17	Punt	9-29	3:43
WKU	2nd	W30	09:43	Punt	W32	08:59	Interception	2-2	0:44
WKU	2nd	W25	08:59	Kickoff	W27	08:04	Punt	3-2	0:55
WKU	2nd	W09	06:55	Punt	W30	03:39	Punt	6-21	3:16
WKU	2nd	W14	01:03	Punt	A29	00:00	Missed FG	6-57	1:03
WKU	3rd	W04	09:25	Punt	W10	06:48	Punt	5-6	2:37
WKU	3rd	W25	03:48	Kickoff	W34	02:10	Punt	3-9	1:38
WKU	4th	W25	13:14	Kickoff	A41	09:11	Downs	10-34	4:03
WKU	4th	W24	04:27	Kickoff	W25	02:20	Punt	3-1	2:07
WKU	4th	A26	01:34	Fumble	A00	00:46	*TOUCHDOWN	3-26	0:48

BY QUARTER STATS

3RD-DOWN CONVERSIONS

Date	Opponent	Score	Overall		1st Qtr		2nd Qtr		3rd Qtr		4th Qtr		OT Qtr	
Sept. 3	vs. Southern Cal	W 52-6	6-15	40.0%	0-2	0.0%	2-6	33.3%	3-4	75.0%	1-3	33.3%		
Sept. 10	WKU	W 38-10	9-18	50.0%	2-5	40.0%	1-4	25.0%	2-5	40.0%	4-4	100.0%		
	Alabama		15-33	45.5%	2-7	28.6%	3-10	30.0%	5-9	55.6%	5-7	71.4%	0-0	0.0%
	Opponents		10-34	29.4%	2-9	22.2%	3-10	30.0%	1-7	14.3%	4-8	50.0%	0-0	0.0%

4TH-DOWN CONVERSIONS

Date	Opponent	Score	Overall		1st Qtr		2nd Qtr		3rd Qtr		4th Qtr		OT Qtr	
Sept. 3	vs. Southern Cal	W 52-6	1-1	100.0%	0-0	0.0%	0-0	0.0%	0-0	0.0%	1-1	100.0%		
Sept. 10	WKU	W 38-10	2-2	100.0%	0-0	0.0%	0-0	0.0%	2-2	100.0%	0-0	0.0%		
	Alabama		3-3	100.0%	0-0	0.0%	0-0	0.0%	2-2	100.0%	1-1	100.0%	0-0	0.0%
	Opponents		0-3	0.0%	0-1	0.0%	0-0	0.0%	0-1	0.0%	0-1	0.0%	0-0	0.0%

TIME OF POSSESSION

Date	Opponent	Score	Overall	1st Qtr	2nd Qtr	3rd Qtr	4th Qtr	OT Qtr
Sept. 3	vs. Southern Cal	W 52-6	30:43	5:03	9:36	7:57	8:07	
Sept. 10	WKU	W 38-10	35:44	11:38	5:19	10:45	8:02	
	Alabama	Total	66:27	16:41	14:55	18:42	16:09	0:00
		Avg.	33:13	8:20	7:27	9:21	8:04	0:00
	Opponents	Total	53:33	13:19	15:05	11:18	13:51	0:00
		Avg.	26:46	6:39	7:32	5:39	6:55	0:00

ALABAMA'S 20-PLUS YARD PLAYS

20-YARD PLUS PLAYS

Yards	Type	Player(s)	Opponent
73	Rush	Damien Harris	USC
*71	Pass	ArDarius Stewart from Jalen Hurts	USC
*55	INT	Eddie Jackson	WKU
52	Pass	ArDarius Stewart from Blake Barnett	WKU
51	Pass	Calvin Ridley from Jalen Hurts	WKU
46	Rush	Damien Harris	USC
*45	Pass	Gehrig Dieter from Blake Barnett	USC
40	Pass	Gehrig Dieter from Jalen Hurts	WKU
40	Pass	O.J. Howard from Blake Barnett	USC
*39	Pass	A. Stewart from Jalen Hurts	USC
28	Pass	Calvin Ridley from Jalen Hurts	WKU
24	KR	Trevon Diggs	USC
24	KR	Trevon Diggs	WKU
23	KR	Trevon Diggs	WKU
20	Pass	O.J. Howard from Jalen Hurts	WKU

* touchdown scored on play

LONG PLAYS BY THE NUMBERS

Long Plays By Yards	No.	TD
100+	0	0
90-99	0	0
80-89	0	0
70-79	2	1
60-69	0	0
50-59	3	1
40-49	4	1
30-39	1	1
20-29	5	0

Long Plays By Type	No.	TD
Rushing	2	0
Passing	9	3
Punt returns	0	0
Kick returns	3	0
Interceptions	1	1
Fumble returns	0	0
Other	0	0
TOTAL	15	4

20-YARD PLUS BY PLAYER

Player	No.	TD	R	P	KR	PR	IR	FR
ArDarius Stewart	3	2	0	3	0	0	0	0
Trevon Diggs	3	0	0	0	3	0	0	0
Gehrig Dieter	2	1	0	2	0	0	0	0
O.J. Howard	2	0	0	2	0	0	0	0
Calvin Ridley	2	0	0	2	0	0	0	0
Damien Harris	2	0	2	0	0	0	0	0
Eddie Jackson	1	1	0	0	0	0	1	0
TOTAL	15	4	2	9	3	0	1	0

LONGEST PLAYS OF THE YEAR

Rushing

73 Damien Harris vs. USC (Sept. 3, 2016)

Rushing Touchdown

7 Jalen Hurts vs. USC (Sept. 3, 2016)

Passing

71 ArDarius Stewart from Jalen Hurts vs. USC (Sept. 3, 2016)

Passing Touchdown

71 ArDarius Stewart from Jalen Hurts vs. USC (Sept. 3, 2016)

Punt Return

13 Trevon Diggs vs WKU (Sept. 10, 2016)

Kick Return

24 Trevon Diggs vs. USC (Sept. 3, 2016)

24 Trevon Diggs vs WKU (Sept. 10, 2016)

Interception Return

55 Eddie Jackson vs WKU (Sept. 10, 2016)

Fumble Return

None

Punt

58 JK Scott vs WKU (Sept. 10, 2016)

Field Goal

36 Adam Griffith vs WKU (Sept. 10, 2016)

SEASON/CAREER STATISTICS

OFFENSE

SEASON STATISTICS										CAREER STATISTICS									
RUSHING	GP	Att	Gain	Loss	Net	Avg	TD	Long	Avg/G	GP	Att	Gain	Loss	Net	Avg	TD	Long	Avg/G	
Damien Harris	2	20	185	2	183	9.1	0	73	91.5	14	66	363	23	340	5.2	1	73	24.3	
B.J. Emmons	2	12	59	0	59	4.9	1	14	29.5	2	12	59	0	59	4.9	1	14	29.5	
Bo Scarbrough	2	16	55	0	55	3.4	2	9	27.5	9	34	160	1	159	4.7	3	24	17.7	
Jalen Hurts	2	20	70	19	51	2.5	2	9	25.5	2	20	70	19	51	2.5	2	9	25.5	
ArDarius Stewart	2	3	29	0	29	9.7	0	17	14.5	30	8	49	6	43	5.4	0	17	1.4	
Joshua Jacobs	2	4	20	0	20	5.0	0	8	10.0	2	4	20	0	20	5.0	0	8	10.0	
Calvin Ridley	2	1	6	0	6	6.0	0	6	3.0	17	2	8	0	8	4.0	0	6	0.5	
Derrick Gore	1	1	1	0	1	1.0	0	1	1.0	8	7	19	3	16	2.3	0	8	2.0	
Robert Foster	2	1	0	5	-5	-5.0	0	0	-2.5	14	1	0	5	-5	-5.0	0	0	-0.4	
Cooper Bateman	2	1	0	9	-9	-9.0	0	0	-4.5	31	6	12	13	-1	-0.2	0	6	0.0	
Blake Barnett	2	4	2	12	-10	-2.5	0	2	-5.0	2	4	2	12	-10	-2.5	0	2	-5.0	
TEAM	1	1	0	14	-14		0	0	-14.0										
Total	2	84	427	61	366	4.4	5	73	183.0										
Opponents	2	52	174	87	87	1.7	0	46	43.5										

PASSING	GP	Effic	Cmp-Att-Int	Pct	Yds	TD	Lng	Avg/G	GP	Effic	Att-Cmp-Int	Pct	Yds	TD	Lng	Avg/G
Jalen Hurts	2	157.91	29-47-1	61.7	405	4	71	202.5	2	157.91	29-47-1	61.7	405	4	71	202.5
Blake Barnett	2	200.63	7-12-0	58.3	164	1	52	82.0	2	200.63	7-12-0	58.3	164	1	52	82.0
Cooper Bateman	2	142.00	1-1-0	100.0	5	0	5	2.5	31	117.29	38-53-2	71.7	296	1	31	9.5
Total	2	166.19	37-60-1	61.7	574	5	71	287.0								
Opponents	2	84.49	37-75-3	49.3	346	1	59	173.0								

RECEIVING	GP	No.	Yds	Avg	TD	Long	Avg/G	GP	No.	Yds	Avg	TD	Long	Avg/G
Calvin Ridley	2	11	138	12.5	1	51	69.0	17	100	1183	11.8	8	81	69.6
ArDarius Stewart	2	9	203	22.6	3	71	101.5	30	84	1052	12.5	7	71	35.1
O.J. Howard	2	5	68	13.6	0	40	34.0	44	74	1199	16.2	4	63	27.2
Gehrig Dieter	2	3	101	33.7	1	45	50.5	2	3	101	33.7	1	45	50.5
Robert Foster	2	3	13	4.3	0	6	6.5	14	19	173	9.1	2	22	12.4
Damien Harris	2	2	14	7.0	0	9	7.0	14	6	27	4.5	0	9	1.9
Trevon Diggs	2	1	14	14.0	0	14	7.0	2	1	14	14.0	0	14	7.0
Cam Sims	1	1	12	12.0	0	12	12.0	26	14	120	8.6	1	22	4.6
Hale Hentges	2	1	6	6.0	0	6	3.0	16	2	11	5.5	0	6	0.7
Brandon Greene	2	1	5	5.0	0	5	2.5	41	2	29	14.5	0	24	0.7
Total	2	37	574	15.5	5	71	287.0							
Opponents	2	37	346	9.4	1	59	173.0							

TOTAL OFFENSE	G	Plays	Rush	Pass	Total	Avg/G	G	Plays	Rush	Pass	Total	Avg/G
Jalen Hurts	2	67	51	405	456	228.0	2	67	51	405	456	228.0
Damien Harris	2	20	183	0	183	91.5	14	66	340	0	340	24.3
Blake Barnett	2	16	-10	164	154	77.0	2	16	-10	164	154	77.0
B.J. Emmons	2	12	59	0	59	29.5	2	12	59	0	59	29.5
Bo Scarbrough	2	16	55	0	55	27.5	9	34	159	0	159	17.7
ArDarius Stewart	2	3	29	0	29	14.5	30	8	43	0	43	1.4
Joshua Jacobs	2	4	20	0	20	10.0	2	4	20	0	20	10.0
Calvin Ridley	2	1	6	0	6	3.0	17	2	8	0	8	0.5
Derrick Gore	1	1	1	0	1	1.0	8	7	16	0	16	2.0
Cooper Bateman	2	2	-9	5	-4	-2.0	31	59	-1	296	295	9.5
Robert Foster	2	1	-5	0	-5	-2.5	14	1	-5	0	-5	-0.4
TEAM	1	1	-14	0	-14	-14.0						
Total	2	144	366	574	940	470.0						
Opponents	2	127	87	346	433	216.5						

SEASON/CAREER STATISTICS

OFFENSE/SPECIAL TEAMS

SEASON STATISTICS										CAREER STATISTICS								
SCORING	TD	FGs	PATs				DXP	Saf	Points	TD	FGs	PATs				DXP	Saf	Points
			Kick	Rush	Rcv	Pass						Kick	Rush	Rcv	Pass			
ArDarius Stewart	3	0-0	0-0	0-0	0	0-0	0	0	18	7	0-0	0-0	0-0	0	0-0	0	0	42
Adam Griffith	0	2-3	12-12	0-0	0	0-0	0	0	18	0	38-57	132-133	0-0	0	0-0	0	0	246
Jalen Hurts	2	0-0	0-0	0-0	0	0-0	0	0	12	2	0-0	0-0	0-0	0	0-0	0	0	12
Bo Scarbrough	2	0-0	0-0	0-0	0	0-0	0	0	12	3	0-0	0-0	0-0	0	0-0	0	0	18
B.J. Emmons	1	0-0	0-0	0-0	0	0-0	0	0	6	1	0-0	0-0	0-0	0	0-0	0	0	6
Marlon Humphrey	1	0-0	0-0	0-0	0	0-0	0	0	6	1	0-0	0-0	0-0	0	0-0	0	0	6
Gehrig Dieter	1	0-0	0-0	0-0	0	0-0	0	0	6	1	0-0	0-0	0-0	0	0-0	0	0	6
Calvin Ridley	1	0-0	0-0	0-0	0	0-0	0	0	6	8	0-0	0-0	0-0	0	0-0	0	0	48
Eddie Jackson	1	0-0	0-0	0-0	0	0-0	0	0	6	3	0-0	0-0	0-0	0	0-0	0	0	18
Total	12	2-3	12-12	0-0	0	0-0	0	0	90									
Opponents	1	3-4	1-1	0-0	0	0-0	0	0	16									

SEASON STATISTICS						CAREER STATISTICS					
PUNT RETURNS	No.	Yds	Avg	TD	Long	No.	Yds	Avg	TD	Long	
Trevon Diggs	2	15	7.5	0	13	2	15	7.5	0	13	
Calvin Ridley	2	4	2.0	0	6	2	4	2.0	0	6	
Total	4	19	4.8	0	13						
Opponents	3	28	9.3	0	15						
KICK RETURNS	No.	Yds	Avg	TD	Long	No.	Yds	Avg	TD	Long	
Trevon Diggs	4	87	21.8	0	24	4	87	21.8	0	24	
Total	4	87	21.8	0	24						
Opponents	8	178	22.2	0	40						
INTERCEPTIONS	No.	Yds	Avg	TD	Long	No.	Yds	Avg	TD	Long	
Ronnie Harrison	1	6	6.0	0	6	3	47	15.7	0	29	
Marlon Humphrey	1	18	18.0	1	18	4	46	11.5	1	29	
Eddie Jackson	1	55	55.0	1	55	9	303	33.7	3	93	
Total	3	79	26.3	2	55						
Opponents	1	0	0.0	0	0						
FUMBLE RETURNS	No.	Yds	Avg	TD	Long	No.	Yds	Avg	TD	Long	
Total	0	0	0.0	0	0						
Opponents	0	0	0.0	0	0						

SEASON/CAREER STATISTICS

OFFENSE/SPECIAL TEAMS

SEASON STATISTICS									CAREER STATISTICS							
ALL PURPOSE	G	Rush	Rec	PR	KOR	IR	Tot	Avg/G	G	Rush	Rec	PR	KOR	IR	Tot	Avg/G
ArDarius Stewart	2	29	203	0	0	0	232	116.0	30	43	1052	0	30	0	1125	37.5
Damien Harris	2	183	14	0	0	0	197	98.5	14	340	27	0	174	0	541	38.6
Calvin Ridley	2	6	138	4	0	0	148	74.0	17	8	1183	4	0	0	1195	70.3
Trevon Diggs	2	0	14	15	87	0	116	58.0	2	0	14	15	87	0	116	58.0
Gehrig Dieter	2	0	101	0	0	0	101	50.5	2	0	101	0	0	0	101	50.5
O.J. Howard	2	0	68	0	0	0	68	34.0	44	0	1199	0	10	0	1209	27.5
B.J. Emmons	2	59	0	0	0	0	59	29.5	2	59	0	0	0	0	59	29.5
Bo Scarbrough	2	55	0	0	0	0	55	27.5	9	159	0	0	0	0	159	17.7
Eddie Jackson	2	0	0	0	0	55	55	27.5	35	0	0	0	0	303	303	8.7
Jalen Hurts	2	51	0	0	0	0	51	25.5	2	51	0	0	0	0	51	25.5
Joshua Jacobs	2	20	0	0	0	0	20	10.0	2	20	0	0	0	0	20	10.0
Marlon Humphrey	2	0	0	0	0	18	18	9.0	17	0	0	0	0	46	46	2.7
Cam Sims	1	0	12	0	0	0	12	12.0	26	0	120	0	0	0	120	4.6
Robert Foster	2	-5	13	0	0	0	8	4.0	14	-5	173	0	0	0	168	12.0
Hale Hentges	2	0	6	0	0	0	6	3.0	16	0	11	0	2	0	13	0.8
Ronnie Harrison	2	0	0	0	0	6	6	3.0	17	0	0	8	0	47	55	3.2
Brandon Greene	2	0	5	0	0	0	5	2.5	41	0	29	0	0	0	29	0.7
Derrick Gore	1	1	0	0	0	0	1	1.0	8	16	0	0	0	0	16	2.0
Cooper Bateman	2	-9	0	0	0	0	-9	-4.5	31	-1	0	0	0	0	-1	0.0
Blake Barnett	2	-10	0	0	0	0	-10	-5.0	2	-10	0	0	0	0	-10	-5.0
TEAM	1	-14	0	0	0	0	-14	-14.0								
Total	2	366	574	19	87	79	1125	562.5								
Opponents	2	87	346	28	178	0	639	319.5								

FIELD GOALS	Att	Good	Long	Blkd	Att	Good	Long	Blkd	Pct.
Adam Griffith	3	2	36	0	57	38	55	1	.667
Total	3	2	36	0					
Opponents	4	3	47	1					

PUNTING	No.	Yds	Avg	Long	TB	FC	I20	Blkd	No.	Yds	Avg	Long	TB	FC	I20	Blkd
JK Scott	10	467	46.7	58	0	5	6	0	135	6201	45.9	73	14	42	65	1
Total	10	467	46.7	58	0	5	6	0								
Opponents	18	779	43.3	54	1	5	5	0								

KICKOFFS	No.	Yds	Avg	TB	OB	No.	Yds	Avg	TB	OB
Adam Griffith	15	957	63.8	8	0	198	12404	62.6	87	3
Andy Pappanastos	1	58	58.0	0	0	1	58	58.0	0	0
Total	16	1015	63.4	8	0					
Opponents	6	385	64.2	1	1					

SEASON/CAREER STATISTICS

DEFENSE

DEFENSIVE LEADERS	SEASON STATISTICS											CAREER STATISTICS										
	GP	Solo	Ast	Total	TFL	Sacks	Int	PBU	FR	FF	Blk	GP	Solo	Ast	Total	TFL	Sacks	Int	PBU	FR	FF	Blk
Minkah Fitzpatrick	2	6	5	11	.	.	.	3	.	1	.	16	36	20	56	3.0-18	2.0-17	2-88	14	.	1	1
Reuben Foster	2	7	3	10	1.0-1	38	70	47	117	12.0-31	3.0-10	.	9	.	.	.
Anthony Averett	2	9	1	10	3	9	1	10
Shaun Dion Hamilton	2	5	4	9	2.0-5	31	19	20	39	3.5	.	.	1	.	.	.
Rashaan Evans	2	6	1	7	29	24	8	32	6.0-39	5.0-38
Jonathan Allen	2	5	2	7	3.0-28	3.0-28	.	2	.	.	1	43	50	42	92	32.0-175	21.0-151	.	7	.	3	2
Ryan Anderson	2	4	3	7	2.5-13	1.5-12	44	38	36	74	23.5-104	12.0-85	.	.	3	2	.
Keith Holcombe	2	4	3	7	1.0-1	.	.	1	.	.	.	17	10	6	16	1.0-1	.	.	2	.	.	1
Eddie Jackson	2	5	1	6	.	.	1-55	2	.	.	.	35	87	25	112	6.0-27	1.0-11	9-303	12	4	3	.
Dakota Ball	2	4	2	6	0.5-8	0.5-8	27	4	3	7	0.5-8	0.5-8
Dalvin Tomlinson	2	2	2	4	1.0-5	1.0-5	32	24	40	64	7.0-17	3.0-10	.	6	.	.	.
Marlon Humphrey	2	3	1	4	1.0-3	.	1-18	1	.	1	.	17	38	11	49	4.5	.	4	9	.	3	.
Ronnie Harrison	2	3	.	3	.	.	1-6	17	14	6	20	1.0	1.0	3	6	.	1	1
Da'Ron Payne	2	1	2	3	17	7	9	16	0.5	0.5	.	1	.	1	.
Anfernee Jennings	2	1	2	3	1.0-2	2	1	2	3	1.0-2
Tim Williams	2	2	.	2	36	19	10	29	15.0-125	12.0-102	.	1	.	.	.
Levi Wallace	2	1	1	2	.	.	.	2	.	.	.	2	1	1	2	.	.	.	2	.	.	.
B.J. Emmons	2	1	1	2	2	1	1	2
Aaron Robinson	2	1	1	2	2	1	1	2
JK Scott	2	.	2	2	30	.	2	2
Bo Scarbrough	2	.	1	1	9	.	1	1
Deionte Thompson	2	.	1	1	2	.	1	1
T.J. Simmons	2	1	.	1	2	1	.	1
Keaton Anderson	2	.	1	1	2	.	1	1
O.J. Smith	1	1	.	1	2	1	1	2
Hootie Jones	2	1	.	1	.	.	.	1	.	.	.	18	1	4	5	.	.	.	1	.	.	.
Christian Miller	2	1	.	1	1.0-6	1.0-6	14	1	.	1	1.0-6	1.0-6	.	1	.	.	.
Total	2	74	40	114	14-72	7-59	3-79	12	.	2	1											
Opponents	2	91	48	139	10.0-43	5-36	1-0	4	2	1	.											

2016 RECAPS AND BOXSCORES

	20/17	SOUTHERN CAL (0-1)	6
	1/1	ALABAMA (1-0)	52

SATURDAY, SEPTEMBER 3 • AT&T STADIUM • ARLINGTON, TEXAS
ATTENDANCE: 81,359 • TV: ABC

ARLINGTON, Texas — True freshman quarterback Jalen Hurts accounted for four touchdowns (two passing, two rushing) while receiver ArDarius Stewart and running back Damien Harris had career-best performances, supplementing a suffocating performance by the Crimson Tide defense to lead the No. 1 ranked University of Alabama football team to a 52-6 victory over the 20th-ranked University of Southern California Trojans before a crowd of 81,359 at AT&T Stadium.

The 46-point margin of victory was the largest Alabama winning margin over a top-20 ranked opponent since a 35-0 win at sixth-ranked Florida in 1991, and was the second-largest victory margin over a top 20 team in Crimson Tide history following only a 55-point win (61-6) over Syracuse in the 1953 Orange Bowl (1952 season). The largest Alabama victory margin ever against a ranked team was a 59-0 win over No. 21 Texas A&M in 2014.

Defensively, Alabama was stifling after allowing a scoring drive to open the game. The Tide was dominant at the line of scrimmage, holding the Trojans to 64 yards rushing on 30 attempts, an average of 2.1 yards per rush. Redshirt freshman cornerback Anthony Averett recorded a team-best eight total tackles, including seven solos. Additionally, cornerback Minkah Fitzpatrick had six tackles and broke up two passes, defensive end Jonathan Allen had two quarterback sacks and the team broke up seven passes, had nine tackles for loss and three sacks. Sophomore cornerback Marlon Humphrey returned an interception for a touchdown in the first half.

	1	2	3	4	Score
Southern Cal	3	0	3	0	6
Alabama	0	17	21	14	52

SCORING SUMMARY

1st	12:28	USC	Boormeester, Ma 47 yd field goal, 6-46 2:32	USC 3 - UA 0
2nd	07:46	UA	A. Stewart 39 yd pass from Jalen Hurts (Adam Griffith kick), 3-36 1:16	USC 3 - UA 7
	03:26	UA	Adam Griffith 29 yd field goal, 7-64 2:59	USC 3 - UA 10
	02:37	UA	Marlon Humphrey 18 yd interception return (Adam Griffith kick)	USC 3 - UA 17
3rd	13:43	UA	A. Stewart 71 yd pass from Jalen Hurts (Adam Griffith kick), 3-75 1:17	USC 3 - UA 24
	10:55	UA	Jalen Hurts 7 yd run (Adam Griffith kick), 4-13 1:52	USC 3 - UA 31
	05:53	UA	Jalen Hurts 6 yd run (Adam Griffith kick), 3-85 1:17	USC 3 - UA 38
	02:34	USC	Boormeester, Ma 41 yd field goal, 8-56 3:10	USC 6 - UA 38
4th	13:11	UA	Bo Scarbrough 2 yd run (Adam Griffith kick), 9-65 4:23	USC 6 - UA 45
	09:25	UA	Gehrig Dieter 45 yd pass from Blake Barnett (Adam Griffith kick), 4-67 1:54	USC 6 - UA 52

	USC	UA
FIRST DOWNS	11	15
RUSHES-YARDS (NET)	30-64	45-242
PASSING YDS (NET)	130	223
Passes Att-Comp-Int	37-18-1	18-12-1
TOTAL OFFENSE PLAYS-YARDS	67-194	63-465
Fumble Returns-Yards	0-0	0-0
Punt Returns-Yards	1-15	2-4
Kickoff Returns-Yards	5-117	1-24
Interception Returns-Yards	1-0	1-18
Punts (Number-Avg)	10-40.3	5-47.0
Fumbles-Lost	2-0	3-1
Penalties-Yards	6-46	4-29
Possession Time	29:17	30:43
Third-Down Conversions	4 of 18	6 of 15
Fourth-Down Conversions	0 of 2	1 of 1
Red-Zone Scores-Chances	1-1	4-4
Sacks By: Number-Yards	3-21	3-20


RUSHING: USC - Jones, Ronald 7-46; Ware, Aca'Cedri 6-22; Darnold, Sam 3-9; Davis, Dominic 2-5; Davis, Justin 7-2; Browne, Max 4-minus 3; Tilbey, Chris 1-minus 17. UA - Damien Harris 9-138; Bo Scarbrough 11-36; Jalen Hurts 9-32; Joshua Jacobs 4-20; B.J. Emmons 6-18; A. Stewart 1-17; Cooper Bateman 1-minus 9; Blake Barnett 4-minus 10.

PASSING: USC - Browne, Max 14-29-1-101; Darnold, Sam 4-8-0-29. UA - Jalen Hurts 6-11-1-118; Blake Barnett 5-6-0-100; Cooper Bateman 1-1-0-5.

RECEIVING: USC - Burnett, Deonta 4-26; Mitchell, Steve 4-22; Rogers, Darreus 2-45; McNamara, Taylo 2-10; Davis, Justin 2-5; Smith-Schuster 1-9; Davis, Dominic 1-6; Petite, Tyler 1-5; Jones, Ronald 1-2. UA - A. Stewart 4-113; O.J. Howard 3-39; Calvin Ridley 2-9; Gehrig Dieter 1-45; Cam Sims 1-12; Brandon Greene 1-5.

INTERCEPTIONS: USC - Marshall, Iman 1-0. UA - Marlon Humphrey 1-18.

FUMBLES: USC - Tilbey, Chris 1-0; Jones, Jack 1-0. UA - Jalen Hurts 1-1; Calvin Ridley 1-0; B.J. Emmons 1-0.

		WKU (1-1)	10
	1/1	ALABAMA (2-0)	38

SATURDAY, SEPTEMBER 10 • BRYANT-DENNY STADIUM • TUSCALOOSA, ALA.
ATTENDANCE: 101,821 • TV: ESPN2

TUSCALOOSA, Ala. — Alabama quarterback Jalen Hurts set a school record for passing yards by a quarterback in a career starting debut, throwing for 287 yards and two touchdowns to lead the top-ranked Crimson Tide football team to a 38-10 victory over the Western Kentucky Hilltoppers before a crowd of 101,821 at Bryant-Denny Stadium on The University of Alabama campus.

In addition to breaking the previous record for passing yards in a starting debut of 285 yards set by Brodie Croyle versus Arkansas on September 28, 2002. Hurts' performance also surpassed the previous Crimson Tide freshman passing yards mark of 167 yards set by Vince Sutton against Tennessee on October 20, 1984.

Tide wide receiver Calvin Ridley's 129 yards and a touchdown on nine catches led all receivers, while receiver ArDarius Stewart had five catches for 90 yards and a touchdown, including a 52-yarder. Running back Damien Harris rushed for 45 yards on 11 carries to lead the Tide on the ground.

Defensively, Alabama was as stingy as ever, allowing the only touchdown of the season with just 46 seconds remaining after WKU recovered a Tide fumble at the Alabama 26-yard line. Linebacker Reuben Foster recorded a team-best six total tackles, including five solos, and Eddie Jackson posted an interception return for a touchdown.

Punter JK Scott averaged 46.4 yards on five punts, placing three inside the Tide 20 and two traveling more than 50 yards with a long of 58.

	1	2	3	4	Score
WKU	3	0	0	7	10
Alabama	10	7	7	14	38

SCORING SUMMARY

1st	09:10	UA	Adam Griffith 36 yd field goal, 5-59 1:59	WKU 0 - UA 3
	08:03	WKU	NUSS, Ryan 25 yd field goal, 5-71 1:07	WKU 3 - UA 3
	00:00	UA	Calvin Ridley 4 yd pass from Jalen Hurts (Adam Griffith kick), 9-67 4:05	WKU 3 - UA 10
2nd	08:59	UA	Eddie Jackson 55 yd interception return (Adam Griffith kick)	WKU 3 - UA 17
3rd	03:48	UA	A. Stewart 8 yd pass from Jalen Hurts (Adam Griffith kick), 8-48 3:00	WKU 3 - UA 24
4th	13:14	UA	Bo Scarbrough 2 yd run (Adam Griffith kick), 10-76 3:56	WKU 3 - UA 31
	04:27	UA	B.J. Emmons 6 yd run (Adam Griffith kick), 11-59 4:44	WKU 3 - UA 38
	00:46	WKU	JACKSON, Lucky 24 yd pass from ECKELS, Drew (NUSS, Ryan kick), 3-26 0:48	WKU 10 - UA 38

	WKU	UA
FIRST DOWNS	12	23
RUSHES-YARDS (NET)	22-23	39-124
PASSING YDS (NET)	216	351
Passes Att-Comp-Int	38-19-2	42-25-0
TOTAL OFFENSE PLAYS-YARDS	60-239	81-475
Fumble Returns-Yards	0-0	0-0
Punt Returns-Yards	2-13	2-15
Kickoff Returns-Yards	3-61	3-63
Interception Returns-Yards	0-0	2-61
Punts (Number-Avg)	8-47.0	5-46.4
Fumbles-Lost	2-0	1-1
Penalties-Yards	2-16	12-84
Possession Time	24:16	35:44
Third-Down Conversions	6 of 16	9 of 18
Fourth-Down Conversions	0 of 1	2 of 2
Red-Zone Scores-Chances	1-1	5-5
Sacks By: Number-Yards	2-15	4-39


RUSHING: WKU - WALES, Anthony 11-44; BAKER, Quinton 4-7; TRIGG, Marquez 2-7; ECKELS, Drew 1-minus 6; WHITE, Mike 3-minus 14; FERGUSON, Tyler 1-minus 15. UA - Damien Harris 11-45; B.J. Emmons 6-41; Jalen Hurts 11-19; Bo Scarbrough 5-19; A. Stewart 2-12; Calvin Ridley 1-6; Derrick Gore 1-1; Robert Foster 1-minus 5; TEAM 1-minus 14.

PASSING: WKU - WHITE, Mike 10-24-1-135; FERGUSON, Tyler 7-10-0-55; ECKELS, Drew 2-3-0-26; FANT, Nacarius 0-1-1-0. UA-Jalen Hurts 23-36-0-287; Blake Barnett 2-6-0-64.

RECEIVING: WKU-TAYLOR, Taywan 9-121; DONATELL, S. 3-20; JACKSON, Lucky 2-45; NORRIS, N. 2-20; JOHNSON, S. 1-9; JOHNSON, Jason 1-2; WALES, Anthony 1-minus 1. UA - Calvin Ridley 9-129; A. Stewart 5-90; Robert Foster 3-13; Gehrig Dieter 2-56; .J. Howard 2-29; Damien Harris 2-14; Trevon Diggs 1-14; Hale Hentges 1-6.

INTERCEPTIONS: WKU - None. UA - Eddie Jackson 1-55; Ronnie Harrison 1-6.

FUMBLES: WKU - TAYLOR, Taywan 1-0; TOWNER, Kylan 1-0. UA - Robert Foster 1-1.



JONATHAN ALLEN

DL

Sr. • 6-3 • 294 • 3L

Leesburg, Va./
Stone Bridge

93

SENIOR (2016): Passed on early entry into the NFL Draft and returns for his senior season as one of the nation's best defensive players and most feared pass rushers ... top candidate for the Lombardi and Ted Hendricks Award ... also selected to the Nagurski Trophy, Bednarik Award and Lott IMPACT Trophy Watch Lists ... has seven tackles with a team-high three quarterback hurries ... totaled three sacks through the first two games for a 1.5 sack per game average, good enough to tie for eighth nationally ... his three sacks is tied for the league lead and ranks him tied for fourth in tackles for a loss ... also selected as the SEC Defensive Player of the Week for his performance against USC ... named one of the UA coaching staff's players of the week on defense for his performances against USC and Western Kentucky. **USC:** Finished the season-opener with four unassisted tackles, including a team-high 2.0 sacks for -15 yards ... also broke up two passes from the line ... the multi-sack game was the sixth such instance of his career ... helped limit the Trojan offense to only 194 yards of total offense. **Western Kentucky:** Finished the game with three tackles, including one sack for a loss of -13 yards ... also blocked a field goal for the Crimson Tide ... helped limit WKU to only 239 yards and only 23 on the ground.

ALLEN'S CAREER STATISTICS

Year	Tackles					Fumbles				
	G-S	TT	UT	AT	TFL	QBH	Sacks	FF	FR	PBU INT
2013	12-0	16	10	6	3-11	1	0.5-5	1	0	0 0-0
2014	14-12	33	16	17	11.5-44	7	5.5-30	0	0	1 0-0
2015	15-11	36	19	17	14.5-92	6	12-88	2	0	4 0-0
2016	2-2	7	5	2	3-28	3	3-28	0	0	2 0-0
Total	43-25	92	50	43	32-175	17	21-151	3	0	7 0-0

ALLEN'S CAREER BESTS

Tackles 7 at Mississippi State, 2015
Tackles for Loss 4.0 at Texas A&M, 2015
Yards Lost 17 (twice); last at Mississippi State, 2015
Sacks 3.0 at Mississippi State, 2015
Yards Lost 17 at Mississippi State, 2015
Quarterback Hurries 3 vs. Western Kentucky, 2015
Forced Fumbles . . . 1 (three times); last at Miss. State, 2015
Blocked Field Goal 1 vs. Western Kentucky, 2016
Blocked Point After Touchdown 1 at Arkansas, 2014



KEATON ANDERSON


LB

R-Fr. • 6-1 • 215 • RS

Florence, Ala./
Florence

31

REDSHIRT FRESHMAN (2016): A versatile linebacker who redshirted a season ago. **USC:** Made his first career appearance on special teams coverage but did not record any stats. **Western Kentucky:** Recorded one tackle on punt coverage, the first stop of his career.



RYAN ANDERSON

LB

R-Sr. • 6-2 • 253 • 3L

Daphne, Ala./
Daphne

22


SENIOR (2016): An outside linebacker who is in his fifth season in the program ... came into his own as a junior in 2015 and enters his senior season as a leader on the Alabama defense ... a pass-rushing threat and disruptive force for the Crimson Tide ... has 2.5 tackles for a loss of -13 yards, both ranking second on the team ... tabbed to the Butkus and Lombardi Award Watch Lists. **USC:** Registered four tackles, with one for a loss of -5 yards ... helped limit the Trojan offense to only 194 yards and no offensive touchdowns. **Western Kentucky:** Was dominant on the outside, notching a team-leading 1.5 tackles for a loss of -8 yards ... added half a sack for -7 yards as part of his three tackles on the day ... also added one quarterback hurry ... helped limit the Hilltoppers to 239 yards of offense, including 23 on the ground.

ANDERSON'S CAREER STATISTICS

Year	Tackles					Fumbles				
	G-S	TT	UT	AT	TFL	QBH	Sacks	FF	FR	PBU INT
2013	13-0	5	2	3	1.5-4	1	1.5-4	0	0	0 0-0
2014	14-0	25	11	14	8-37	9	3-28	0	1-3	0 0-0
2015	15-0	37	21	16	11.5-50	9	6-41	2	2-0	0 0-0
2016	2-2	7	4	3	2.5-13	1	1.5-12	0	0	0 0-0
Total	44-2	74	38	36	23.5-104	20	12-85	2	3-3	0 0-0

ANDERSON'S CAREER BESTS

Tackles 6 vs. Texas A&M, 2014
Tackles for Loss . . . 2.0 (three times); last vs. Michigan State, 2015
Yards Lost 15 vs. FAU, 2014
Quarterback Hurries . . . 3 (twice); last vs. Florida, 2015
Sacks 2 at Mississippi State, 2015
Kick Returns 1 at Auburn, 2013
Return Yards 11 at Auburn, 2013
Fumble Recoveries . . . 1 (three times); last at Miss. State, 2015
Forced Fumbles . . . 1 (twice); last at Miss. State, 2015



ANTHONY AVERETT

DB

R-Jr. • 6-0 • 180 • 1L

Woodbury, N.J./
Woodbury

28

JUNIOR (2016): A speedy defensive back who provides depth in the Alabama secondary ... tied for second on the team in tackles with 10 stops, nine of which are solo. **USC:** Contributed in a big way, making a team-high and career-high eight tackles as the first defensive back off the bench against the Trojans ... helped hold the Trojans to only 130 yards through the air. **Western Kentucky:** Made his first career start at corner, finishing with two tackles on the afternoon.

AVERETT'S CAREER STATISTICS

Year	Tackles					Fumbles				
	G-S	TT	UT	AT	TFL	QBH	Sacks	FF	FR	PBU INT
2014	1-0	--	--	--	--	--	--	--	--	--
2015	6-0	2	1	1	0-0	0	0-0	0	0	0 0
2016	2-1	10	9	1	0-0	0	0-0	0	0	0 0
Total	9-1	12	10	2	0-0	0	0-0	0	0	0 0

AVERETT'S CAREER BESTS

Tackles 8 vs. USC, 2016



DAKOTA BALL

DL

R-Sr. • 6-3 • 268 • 2L

Lindale, Ga./
Pepperell

44

SENIOR (2016): Moved into the rotation along the defensive front after spending last season as a tight end/H back. **USC:** Entered in a reserve role along the defensive line, making one solo stop on the night. **Western Kentucky:** Finished with a career-high five tackles, including half a sack for -8 yards ... his five tackles tied for the second most against the Hilltoppers.

BALL'S CAREER STATISTICS

Year	Tackles					Fumbles				
	G-S	TT	UT	AT	TFL	QBH	Sacks	FF	FR	PBU INT
2013	1-0	--	--	--	--	--	--	--	--	--
2014	12-0	--	--	--	--	--	--	--	--	--
2015	12-2	1	0	1	0-0	0	0-0	0	0	0 0
2016	2-0	5	3	2	0.5-8	0	0.5-8	0	0	0 0
Total	27-2	6	3	3	0.5-8	0	0.5-8	0	0	0 0

BALL'S CAREER BESTS

Tackles 5 vs. Western Kentucky, 2016
Tackles for Loss 0.5 vs. Western Kentucky, 2016
Yards Lost 8 vs. Western Kentucky, 2016
Sacks 0.5 vs. Western Kentucky, 2016



BLAKE BARNETT

QB

R-Fr. • 6-5 • 198 • RS

Corona, Calif./
Santiago

8

REDSHIRT FRESHMAN (2016): One of the top quarterback prospects coming out of high school in 2014 ... battling for the starting quarterback spot after the departure of Jake Coker. **USC:** Got the start in his first collegiate game ... quarterbacked the team on the first two drives before returning later in the game ... finished 5-of-6 for 100 yards with a touchdown ... had a long play of 45 yards on a touchdown pass off a play action to Gehrig Dieter to score the Crimson Tide's final points of the night ... also found O.J. Howard on a fourth-quarter throw down the seam for 40 yards. **Western Kentucky:** Entered the game as a reserve, finishing 2-of-6 for 64 yards with a long pass play of 52 yards to ArDarius Stewart.

BARNETT'S CAREER STATISTICS

Year	Passing				Rushing			
	G-S	Com-Att	Int	Pct.	Yds	TD	LP	TD LP
2016	2-1	7-12	0	82.0	164	1	52	4 -10 -5.0 0 2

BARNETT'S CAREER BESTS

Completions	5 vs. USC, 2016
Attempts	6 (twice); last vs. Western Kentucky, 2016
Passing Yards	100 vs. USC, 2016
Long Pass	52 vs. Western Kentucky, 2016
Touchdowns (Passing)	1 vs. USC, 2016
Rushes	4 vs. USC, 2016
Long Rush	2 vs. USC, 2016



COOPER BATEMAN

QB

R-Jr. • 6-3 • 224 • 2L

Murray, Utah/
Cottonwood

18


JUNIOR (2016): The most veteran of several quarterbacks vying for the opening at quarterback created by the departure Jake Coker. **USC:** Resumed his holding duties on special team and entered late in the game at quarterback for the Crimson Tide ... finished 1-of-1 for five yards through the air. **Western Kentucky:** Did not see time under center but resumed his duties as the holder on field goals and PATs.

BATEMAN'S CAREER STATISTICS

Year	Passing				Rushing			
	G-S	Com-Att	Int	Pct.	Yds	TD	LP	TD LP
2014	14-0	0-0	0	--	--	--	--	--
2015	15-1	37-52	2	72.5	291	1	31	5 8 1.6 0 6
2016	1-0	1-1	0	100.0	5	0	5	1 -9 0.0 0 0
Total	30-1	38-53	2	71.7	296	1	31	6 -1 0.0 0 6

BATEMAN'S CAREER BESTS

Completions	11 vs. Middle Tennessee, 2015
Attempts	17 vs. Middle Tennessee, 2015
Passing Yards	98 vs. Middle Tennessee, 2015
Long Pass	31 vs. Middle Tennessee, 2015
Rushes	2 (twice); last vs. Middle Tennessee, 2015
Rushing Yards	6 vs. Middle Tennessee, 2015
Long Run	6 (twice); last vs. Middle Tennessee, 2015



BRADLEY BOZEMAN


OL

R-Jr. • 6-5 • 312 • 2L

Roanoke, Ala./
Handley

75

JUNIOR (2016): Starting at center in 2016 for the Crimson Tide after filling a reserve role his first two seasons ... helps the offense rank 24th in scoring offense (45.0 ppg) and 22nd in team passing efficiency (166.19) ... blocked for one 100-yard rushing game. **USC:** Graded out at 80 percent with two knockdown blocks in the Tide's victory over the Trojans ... did not allow a pressure or a sack ... opened holes for 242 rushing yards, including 138 yards from sophomore running back Damien Harris. **Western Kentucky:** Started and provided time for Jalen Hurts and Blake Barnett to throw for 351 yards and two touchdowns ... did not allow a sack or a hurry and graded out at 80 percent ... had one knockdown block.



SHYHEIM CARTER

DB

Fr. • 6-0 • 190 • HS

Kentwood, La./
Kentwood

5

FRESHMAN (2016): One of the top defensive back recruits coming out of high school a year ago. **USC:** Saw time against the Trojans but did not record any stats. **Western Kentucky:** Entered late in the game on defense but did not come away with any tackles.



LESTER COTTON

OL

So. • 6-4 • 319 • 1L

Tuscaloosa, Ala./
Central

66

SOPHOMORE (2016): A talented sophomore who gained valuable experience in a reserve role as a true freshman ... now the Crimson Tide's starting left guard in 2016 ... has started each of the Tide's games ... helps the offense rank 24th in scoring offense (45.0 ppg) and 22nd in team passing efficiency (166.19) ... blocked for one 100-yard rushing game in his career. **USC:** Played 59 snaps at left guard with one knockdown block ... did not allow a pressure or a sack ... opened holes for 242 rushing yards, including 138 yards from sophomore running back Damien Harris. **Western Kentucky:** Started and provided time for Jalen Hurts and Blake Barnett to throw for 351 yards and two touchdowns ... did not allow a sack.



RAEKWON DAVIS

DL

Fr. • 6-7 • 315 • HS

Meridian, Miss./
Meridian

99

FRESHMAN (2016): A highly touted defensive line recruit from the state of Mississippi. **Western Kentucky:** Saw his first career action against the Hilltoppers but did not record any stats.



Sr. • 6-3 • 207 • TR

South Bend, Ind./
Washington/Bowling Green

DIETER'S STATISTICS (AT ALABAMA)

		Rushing					Receiving					
Year	G-S	Att	Yds	Avg.	TD	LP	Rec	Yds	Avg.	TD	LP	
2016	2-1	0	0	0.0	0	--	3	101	40.5	1	45	

DIETER'S CAREER BESTS (AT ALABAMA)

Receptions..... 2 vs. Western Kentucky, 2016
Receiving Yards..... 56 vs. Western Kentucky, 2016
Long Reception..... 45 vs. USC, 2016
Touchdowns 1 vs. USC, 2016



Fr. • 6-2 • 195 • HS

Gaithersburg, Md./
Avalon School

DIGGS' CAREER STATISTICS

[illegible]

	Rushing	Receiving
1. Player	10	10
2. Player	10	10
3. Player	10	10
4. Player	10	10
5. Player	10	10
6. Player	10	10
7. Player	10	10
8. Player	10	10
9. Player	10	10
10. Player	10	10
11. Player	10	10
12. Player	10	10
13. Player	10	10
14. Player	10	10
15. Player	10	10
16. Player	10	10
17. Player	10	10
18. Player	10	10
19. Player	10	10
20. Player	10	10
21. Player	10	10
22. Player	10	10
23. Player	10	10
24. Player	10	10
25. Player	10	10
26. Player	10	10
27. Player	10	10
28. Player	10	10
29. Player	10	10
30. Player	10	10
31. Player	10	10
32. Player	10	10
33. Player	10	10
34. Player	10	10
35. Player	10	10
36. Player	10	10
37. Player	10	10
38. Player	10	10
39. Player	10	10
40. Player	10	10
41. Player	10	10
42. Player	10	10
43. Player	10	10
44. Player	10	10
45. Player	10	10
46. Player	10	10
47. Player	10	10
48. Player	10	10
49. Player	10	10
50. Player	10	10
51. Player	10	10
52. Player	10	10
53. Player	10	10
54. Player	10	10
55. Player	10	10
56. Player	10	10
57. Player	10	10
58. Player	10	10
59. Player	10	10
60. Player	10	10
61. Player	10	10
62. Player	10	10
63. Player	10	10
64. Player	10	10
65. Player	10	10
66. Player	10	10
67. Player	10	10
68. Player	10	10
69. Player	10	10
70. Player	10	10
71. Player	10	10
72. Player	10	10
73. Player	10	10
74. Player	10	10
75. Player	10	10
76. Player	10	10
77. Player	10	10
78. Player	10	10
79. Player	10	10
80. Player	10	10
81. Player	10	10
82. Player	10	10
83. Player	10	10
84. Player	10	10
85. Player	10	10
86. Player	10	10
87. Player	10	10
88. Player	10	10
89. Player	10	10
90. Player	10	10
91. Player	10	10
92. Player	10	10
93. Player	10	10
94. Player	10	10
95. Player	10	10
96. Player	10	10
97. Player	10	10
98. Player	10	10
99. Player	10	10
100. Player	10	10

2016	2-0	0	0	0.0	0	--	1	14	14.0	0	14
------	-----	---	---	-----	---	----	---	----	------	---	----

KICKOFF RETURNS

Year	G	No.	Yards	Avg.	TD	LP
------	---	-----	-------	------	----	----

PUNT RETURNS

Year	G	No.	Yards	Avg.	TD	LP
2016	2	2	15	7.5	0	13

DIGGS' CAREER BESTS

Receptions	1 vs. Western Kentucky, 2016
Receiving Yards	14 vs. Western Kentucky, 2016
Long Reception	14 vs. Western Kentucky, 2016
Kickoff Returns	3 vs. Western Kentucky, 2016
Kickoff Return Yards	63 vs. Western Kentucky, 2016
Long Kickoff Return 24 (twice)	last vs. Western Kentucky, 2016
Punt Returns	2 vs. Western Kentucky, 2016
Punt Return Yards	15 vs. Western Kentucky, 2016
Long Punt Return	13 vs. Western Kentucky, 2016



Fr. • 6-0 • 206 • HS

Morganton, N.C./
Freedom

EMMONS' CAREER STATISTICS

		Rushing				Receiving					
Year	G-S	Att	Yds	Avg	TD	LP	Rec	Yds	Avg	TD	LP
2016	2-0	12	59	29.5	1	14	0	0	0.0	0	--

EMMONS' CAREER BESTS

Rushes..... 6 (twice); last vs. Western Kentucky, 2016
Yards 41 vs. Western Kentucky, 2016
Long Rush 14 vs. Western Kentucky, 2016
Touchdowns 1 vs. Western Kentucky, 2016



Jr. • 6-3 • 230 • 2L


Auburn, Ala./
Auburn

EVANS' CAREER STATISTICS

Year	Tackles					Fumbles					
	G-S	TT	UT	AT	TFL	QBH	Sacks	FF	FR	PBU	INT
2014	13-0	15	11	4	2-11	3	1-10	0	0	0	0-0
2015	14-0	10	7	3	4-28	3	4-28	0	0	0	0-0
2016	2-0	7	6	1	0-0	0	0-0	0	0	0	0-0
Total	30-0	32	24	8	6-39	6	5-38	0	0	0	0-0

EVANS' CAREER BESTS

Tackles	4 vs. USC, 2016
Sacks	2 vs. Clemson, 2015
Tackles for Loss	2 vs. Clemson, 2015
Yards Lost	14 vs. Clemson, 2015



RAHEEM FALKINS

WR

R-Jr. • 6-4 • 202 • 2L

New Orleans, La./
G.W. Carver

80

JUNIOR (2016): Looks to play a role in a deep Crimson Tide receiving group ... returns after sitting out last season due to an injury that resulted in a medical redshirt. **USC:** Entered the game in the second half but did not record any stats. **Western Kentucky:** Saw time at wideout but did not catch any passes.

FALKINS' CAREER STATISTICS

Year	Rushing					Receiving				
	G-S	Att	Yds	Avg.	TD	LP	Rec	Yds	Avg.	TD
2013	7-0	0	0	0.0	0	--	0	0	0.0	0
2014	8-0	0	0	0.0	0	--	0	0	0.0	0
2015	SAT OUT THE SEASON DUE TO INJURY									
2016	2-0	0	0	0.0	0	--	0	0	0.0	0
Total	17-0	0	0	0.0	0	--	0	0	0.0	0



MINKAH FITZPATRICK

DB

So. • 6-1 • 200 • 1L

Old Bridge, N.J./
St. Peter's Prep

29

SOPHOMORE (2016): Earned himself Freshman All-America honors a season ago, starting in 10 games and playing in 14 contests ... leads the Tide in tackles (11) and pass breakups (3) ... named by the UA coaching staff as one of its players of the week on special teams against USC and Western Kentucky. **USC:** Finished with six total tackles, including one on kickoff coverage, and a career-high tying two pass breakups by night's end ... helped limit the Trojan offense to only 130 yards through the air. **Western Kentucky:** Recorded five tackles with a pass breakup and a forced fumble ... caused the fumble on the opening kickoff, recording his second special teams tackle of the season ... helped limit the Hilltoppers to 216 yards through the air.

FITZPATRICK'S CAREER STATISTICS

Year	Tackles					Fumbles				
	G-S	TT	UT	AT	TFL	QBH	Sacks	FF	FR	PBU
2015	14-10	45	30	15	3-18	1	2-17	0	0	11
2016	2-2	11	6	5	0-0	0	0-0	1	0	3
Total	16-12	56	36	20	3-18	1	2-17	1	0	14

FITZPATRICK'S CAREER BESTS

Tackles 7 vs. ULM, 2015
Tackles for Loss 1 (three times); last at Georgia, 2015
Sacks 1 (twice); last at Georgia, 2015
Forced Fumbles 1 vs. Western Kentucky, 2016
Pass Breakups 2 (three times); last vs. USC, 2016
Quarterback Hurries 1 at Auburn, 2015
Interceptions 2 at Texas A&M, 2015
Touchdowns 2 (interception returns); at Texas A&M 2015
Blocked Punt 1 at Georgia, 2015



MILLER FORRISTALL

TE

Fr. • 6-5 • 225 • HS


Cartersville, Ga./
Cartersville

87

FRESHMAN (2016): A highly touted tight end recruit that enrolled early at Alabama. **USC:** Started for the Crimson Tide in his first collegiate game ... did not record any stats against the Trojans. **Western Kentucky:** Saw time in his second straight game, but did not record any stats.

FORRISTALL'S CAREER STATISTICS

Year	Rushing					Receiving				
	G-S	Att	Yds	Avg.	TD	LP	Rec	Yds	Avg.	TD
2016	2-1	0	0	0.0	0	--	0	0	0.0	0



REUBEN FOSTER

LB

Sr. • 6-1 • 240 • 3L

Auburn, Ala./
Auburn

10


SENIOR (2016): An instinctive linebacker who leads the Alabama linebacker group as a senior ... selected to the Bednarik, Butkus, Nagurski and Lombardi Award Preseason Watch Lists ... tied for second on the team in total tackles with 10, seven of which are solo stops ... named as one of the UA coaching staff's defensive players of the week for his performance against USC in the season opener. **USC:** Delivered some huge hits as part of his four tackles, including one for a loss ... helped captain a defensive front seven that limited the Trojans to only 64 yards rushing. **Western Kentucky:** Registered a team-high six tackles, five of which were unassisted ... added one quarterback hurry ... helped limit the high-powered Hilltopper offense to only 239 yards.

FOSTER'S CAREER STATISTICS

Year	Tackles					Fumbles				
	G-S	TT	UT	AT	TFL	QBH	Sacks	FF	FR	PBU
2013	10-0	12	4	8	1-1	0	0-0	0	0	0
2014	11-1	22	11	11	2-5	0	1-3	0	0	0
2015	15-8	73	48	25	8-24	3	2-7	0	0	9
2016	2-2	10	7	3	1-1	1	0-0	0	0	0
Total	38-11	117	70	47	12-31	4	3-10	0	0	9

FOSTER'S CAREER BESTS

Tackles 11 vs. Tennessee, 2015
Tackles for Loss 2 (twice); last vs. Florida, 2015
Yards Lost 8 vs. Tennessee, 2015
Pass Breakups 2 (twice); last at Mississippi State, 2015
Sacks 1 (three times); last vs. Florida, 2015
Quarterback Hurries 2 at Mississippi State, 2015



ROBERT FOSTER

WR

R-Jr. • 6-2 • 191 • 2L

Monaca, Pa./
Central Valley

1


JUNIOR (2016): An explosive wide receiver who was the Tide's No. 1 option in 2015 before a shoulder injury ended his season in the third game ... returns from injury as part of one the nation's deepest receiving units. **USC:** Saw extensive playing time in his first game back since getting injured a year ago ... did not record any stats in the game against the Trojans. **Western Kentucky:** Caught his first three passes of the season for a total of 13 yards ... had a long reception of six yards ... also rushed one time for a loss of -5 yards.

FOSTER'S CAREER STATISTICS

Year	Rushing					Receiving				
	G-S	Att	Yds	Avg.	TD	LP	Rec	Yds	Avg.	TD
2014	9-0	0	0	0.0	0	--	6	44	7.3	0
2015	3-3	0	0	0.0	0	--	10	116	11.6	2
2016	2-0	1	-5	0.0	0	--	3	13	6.5	0
Total	14-3	1	-5	0.0	0	--	19	173	12.4	2

FOSTER'S CAREER BESTS

Receptions ... 4 (three times); last vs. Middle Tennessee, 2015
Receiving Yards 50 vs. Wisconsin, 2015
Long Reception 22 vs. Wisconsin, 2015
Touchdowns 1 (twice); last vs. Middle Tennessee, 2015



JOSHUA FRAZIER

DL

Jr. • 6-4 • 315 • 2L

Springdale, Ark./
Har-Ber

69

JUNIOR (2016): One of the key reserves along the Crimson Tide defensive front. **USC:** Entered the game late, but did not record any stats.

FRAZIER'S CAREER STATISTICS

Year	Tackles					Fumbles				
	G-S	TT	UT	AT	TFL	QBH	Sacks	FF	FR	PBU
2014	6-0	1	1	0	1-12	0	1-12	0	0	0
2015	6-0	4	1	3	0-0	0	0-0	0	0	0
2016	1-0	0	0	0	0-0	0	0-0	0	0	0
Total	13-0	5	2	3	1-12	0	1-12	0	0	0

FRAZIER'S CAREER BESTS

Tackles 1 (five times); last vs. Charleston Southern, 2015
Tackles for Loss 1 vs. Western Carolina, 2014
Yards Lost 12 vs. Western Carolina, 2014
Sacks 1 vs. Western Carolina, 2014



DERRICK GORE

RB

Jr. • 5-11 • 212 • 1L

Syracuse, N.Y./
Milford Academy/Coffeyville C.C.

27

JUNIOR (2016): Arrived before the start of the 2015 season and provided needed depth and talent at running back ... carried six times in his first season on campus. **Western Kentucky:** Made his first appearance of the season, rushing once for a one-yard gain.

GORE'S CAREER STATISTICS

Year	Rushing					Receiving				
	G-S	Att	Yds	Avg	TD	LP	Rec	Yds	Avg	TD
2015	7-0	6	15	2.5	0	8	0	0	0.0	0
2016	1-0	1	1	1.0	0	1	0	0	0.0	0
Total	8-0	7	16	2.3	0	8	0	0	0.0	0

GORE'S CAREER BESTS

Rushes 3 vs. ULM, 2015
Yards 9 vs. Middle Tennessee, 2015
Long Rush 8 vs. Middle Tennessee, 2015



BRANDON GREENE

TE

R-Sr. • 6-5 • 307 • 3L

Ellenwood, Ga./
Cedar Grove

89


SENIOR (2016): Moved to strictly playing tight end after spending parts of the past few seasons split between offense and defense. **USC:** Hauled in one catch for five yards against the Trojans while helping block for the Crimson Tide's 242 yards rushing. **Western Kentucky:** Entered in the game as a blocking end on offense ... helped Alabama rush for 124 yards on the ground.

GREENE'S CAREER STATISTICS

Year	Rushing					Receiving				
	G-S	Att	Yds	Avg.	TD	LP	Rec	Yds	Avg.	TD
2013	13-1	0	0	0	0	--	0	0	0	0
2014	11-1	0	0	0	0	--	1	24	24.0	0
2015	15-1	0	0	0	0	--	0	0	0	0
2016	2-0	0	0	0	0	--	1	5	5.0	0
Total	41-3	0	0	0	0	--	2	29	14.5	0

GREEN'S CAREER BESTS

Receptions 1 (twice); last vs. USC, 2016
Receiving Yards 24 at LSU, 2014
Long Reception 24 at LSU, 2014



ADAM GRIFFITH

PK

R-Sr. • 5-10 • 193 • 3L

Calhoun, Ga./
Calhoun

99

SENIOR (2016): The Crimson Tide's primary place-kicker each of the last three years ... returns for his senior season looking to cement himself in the Alabama record books ... added to the Lou Groza Award Preseason Watch List, an honor that goes to the nation's top kicker ... selected as one of the UA coaching staff's special teams players of the week for his performances against USC and Western Kentucky. **USC:** Made his lone field goal attempt from 29 yards out while going a perfect 7-for-7 on extra point attempts to tie his career high total ... averaged 63.1 yards per kick on kickoffs with four touchbacks ... accumulated 568 total yards on nine kickoffs, both career-high marks. **Western Kentucky:** Went 1-of-2 on field goal attempts, hitting from 36 yards out, while going 5-for-5 on PATs ... kicked off six times for 389 yards to average 64.8 yards per kickoff ... four of his six kickoffs went for a touchback.

GRIFFITH'S CAREER STATISTICS

Year	Extra Points			Field Goals			
	G-S	XP-A	Pct.	FG-A	Pct.	Long	Pts.
2013	8-0	5-5	100.0	1-3	33.3	20	8
2014	13-12	53-54	98.1	12-19	63.2	47	89
2015	15-15	62-62	100.0	23-32	71.9	55	131
2016	2-2	12-12	100.0	2-3	100.0	27	18
Total	38-29	132-133	99.2	38-57	66.7	55	246

FG BREAKDOWN

	1-19	20-29	30-39	40-49	50+
2013	0-0	1-1	0-1	0-0	0-1
2014	0-0	5-6	3-5	4-7	0-1
2015	0-0	10-13	6-8	5-9	2-2
2016	0-0	1-1	1-1	0-1	0-0
Total	0-0	17-21	10-15	9-17	2-2

KICKOFFS

	No.	Yards	Avg.	TB	OB
2013	14	885	63.2	4	0
2014	69	4,240	61.4	20	2
2015	100	6,322	63.2	55	1
2016	15	957	63.8	8	0
Total	198	12,404	62.7	87	3

GRIFFITH'S CAREER BESTS

Field Goals Made 5 at Auburn, 2015
Field Goal Attempts 5 at Auburn, 2015
Long Field Goal 55 vs. LSU, 2015
PAT Made 7 (four times); last vs. USC, 2016
PAT Attempts 7 (four times); last vs. USC, 2016
Points 17 at Auburn, 2015
Kickoffs 9 vs. USC, 2016
Yards 568 vs. USC, 2016
Average 65.0 (six times); last vs. Florida, 2015



TERRELL HALL

LB

Fr. • 6-5 • 247 • HS

Washington, D.C./
St. John's

24

FRESHMAN (2016): One of the top defensive ends in the latest recruiting cycle. **USC:** Saw playing time in the second half against the Trojans but did not record any stats.



SHAUN DION HAMILTON

LB

Jr. • 6-0 • 232 • 2L

Montgomery, Ala./
Carver

20

JUNIOR (2016): Slotted into one of the starting middle linebacker roles following the conclusion of camp in the fall ... ranks third on the team in tackles with nine, including two tackles for a loss of -5 yards. **USC:** Finished the season opener with five tackles, including a career-high two for a loss of -5 yards ... helped limit the Trojan rushing attack to only 64 yards on the ground. **Western Kentucky:** Collected four tackles by day's end ... helped limit the high-powered WKU offense to 239 yards, including 23 on the ground.

HAMILTON'S CAREER STATISTICS

Year	Tackles					Fumbles				
	G-S	TT	UT	AT	TFL	QBH	Sacks	FF	FR	PBU
2014	14-0	3	0	3	0-0	0	0-0	0	0	0
2015	15-5	27	14	13	1.5-3	1	0-0	0	0	1
2016	2-2	9	5	4	2-5	0	0-0	0	0	0
Total	31-7	39	19	20	3.5-8	1	0-0	0	0	1

HAMILTON'S CAREER BESTS

Tackles 6 vs. Wisconsin, 2015
Tackles for Loss 2 vs. USC, 2016
Yards Lost 4 vs. USC, 2016
Quarterback Hurries 1 vs. Arkansas, 2015
Pass Breakups 1 vs. Michigan State, 2015



DA'SHAWN
HAND

DL

Jr. • 6-4 • 278 • 2L

Woodbridge, Va./
Woodbridge

9


JUNIOR (2016): One of the keys to the Crimson Tide's vaunted defensive front ... selected to the Lombardi Award Preseason Watch List, given annually to the nation's top lineman. **USC:** Saw time as one of the first reserves to enter the contest with the Trojans but did not record any stats. **Western Kentucky:** Provided a threat off the edge against the Hilltoppers but did not produce any stats.

HAND'S CAREER STATISTICS

Year	Tackles					Fumbles				
	G-S	TT	UT	AT	TFL	QBH	Sacks	FF	FR	PBU INT
2014	9-0	7	4	3	2-10	0	2-10	0	0	0 0-0
2015	15-0	16	7	9	6.5-17	2	3-10	0	0	0 0-0
2016	2-0	0	0	0	0-0	0	0-0	0	0	0 0-0
Total	27-0	23	11	12	8.5-27	2	5-20	0	0	0 0-0

HAND'S CAREER BESTS

Tackles 5 vs. ULM, 2015
Tackles for Loss 2 vs. Clemson, 2015
Yards Lost 9 at Tennessee, 2014
Sacks 1.5 vs. ULM, 2015
Quarterback Hurries 1 (twice); last vs. Tennessee, 2015



DAMIEN
HARRIS

RB

So. • 5-11 • 214 • 1L

Richmond, Ky./
Madison Southern

34


SOPHOMORE (2016): Looking to earn the starting role at tailback following the departure of Heisman Trophy winner Derrick Henry ... selected to the Doak Walker Award Preseason Watch List ... has a team-leading 20 rushes for 193 yards to average 9.1 yards per carry ... seven of his rushes on the season have gone for a first down ... his 183 yards ranks seventh in the SEC ... named one of the UA coaching staff's offensive players of the week for his performance in the USC game. **USC:** Had a career day against the Trojans, using nine carries to rush for a team-leading 138 yards ... had long rushes of 46 and 73 yards ... four of his nine rushing attempts went for a first down. **Western Kentucky:** Rushed 11 times for 45 yards with a long of 11 ... also added two catches for 14 total yards.

HARRIS' CAREER STATISTICS

Year	Rushing					Receiving				
	G-S	Att	Yds	Avg	TD	LP	Rec	Yds	Avg	TD LP
2015	12-0	46	157	3.4	1	41	4	13	3.2	0 8
2016	2-2	20	183	9.1	0	73	2	14	7.0	0 9
Total	14-2	66	340	5.2	1	73	6	27	4.5	0 9

HARRIS' CAREER BESTS

Rushes 11 vs. Western Kentucky, 2016
Yards 138 vs. USC, 2016
Touchdowns 1 vs. Charleston Southern, 2015
Long Rush 73 vs. USC, 2016
Receptions 2 vs. Western Kentucky, 2016
Yards 14 vs. Western Kentucky, 2016
Long Reception 9 vs. Western Kentucky, 2016
Kickoff Returns 4 at Texas A&M, 2015
Kickoff Return Yards ... 61 (twice); last at Texas A&M, 2015
Long Kickoff Return 30 at Auburn, 2015



TRUETT
HARRIS

TE

Sr. • 6-3 • 235 • SQ

Brentwood, Tenn./
Brentwood

86

SENIOR (2016): A walk-on who returns for his senior season with the Tide. **USC:** Entered in a reserve role at tight end but did not record any stats.



RONNIE
HARRISON

DB

So. • 6-3 • 216 • 1L

Tallahassee, Fla./
FSU University School

15


SOPHOMORE (2016): Begins his sophomore season as a starter in the Tide's secondary after a standout freshman campaign a season ago ... named one of the UA coaching staff's defensive players of the week for his performance against Western Kentucky. **USC:** Started at free safety against the Trojans but did not record any stats ... helped limit the SC passing attack to only 130 yards through the air and just six total points. **Western Kentucky:** Picked off his first pass of the season for six yards, one of the Crimson Tide's two interceptions on the afternoon ... registered three tackles and a quarterback hurry to go with his pick.

HARRISON'S CAREER STATISTICS

Year	Tackles					Fumbles				
	G-S	TT	UT	AT	TFL	QBH	Sacks	FF	FR	PBU Int
2015	15-1	17	11	6	1-5	1	1-5	1	0	6 2-41
2016	2-2	3	3	0	0-0	1	0-0	0	0	0 1-6
Total	17-3	20	14	6	1-5	2	1-5	1	0	6 3-47

HARRISON'S CAREER BESTS

Tackles 4 at Texas A&M, 2015
Sacks 1 at Texas A&M, 2015
Yards Lost 5 at Texas A&M, 2015
Blocked Punt 1 vs. Middle Tennessee, 2015
Interceptions . . 1 (three times); last vs. Western Kentucky, 2016
Forced Fumbles 1 vs. Charleston Southern, 2015
Pass Breakups 1 (six times); last vs. Clemson, 2015
Tackles for Loss 1 at Texas A&M, 2015
Quarterback Hurries 1 (twice); last vs. Western Kentucky, 2016



J.C.
HASSENAUER

OL

Jr. • 6-2 • 297 • 2L

Woodbury, Minn./
East Ridge

63

JUNIOR (2016): The Crimson Tide's backup center in 2016 ... has played two games for the Tide in 2016 and 10 career contests. **USC:** Played 10 snaps as Alabama's backup center. **Western Kentucky:** Came off the bench for a series in the fourth quarter.



HALE HENTGES

TE

So. • 6-5 • 256 • 1L

Jefferson City, Mo./ Helias

84

SOPHOMORE (2016): Saw time in 14 games as a freshman and returns for his second season after gaining valuable experience a year ago. **USC:** Saw time against the Trojans but did not record any stats ... helped provide the blocks for the Tide's 242 yards on the ground. **Western Kentucky:** Earned the start at tight end, finishing with one reception for six yards ... also helped block for the Tide's 124 yards rushing.

HENTGES' CAREER STATISTICS

Year	Rushing					Receiving				
	G-S	Att	Yds	Avg.	TD	LP	Rec	Yds	Avg.	TD
2015	14-2	0	0	0.0	0	0	1	5	5.0	0
2016	2-1	0	0	0.0	0	0	1	6	6.0	0
Total	16-3	0	0	0.0	0	0	2	11	5.5	0

HENTGES' CAREER BESTS

Receptions. 1 (twice); last vs. Western Kentucky, 2016
Receiving Yards..... 6 vs. Western Kentucky, 2016
Long Reception..... 6 vs. Western Kentucky



KEITH HOLCOMBE

LB

R-So. • 6-4 • 227 • 1L

Tuscaloosa, Ala./ Hillcrest

42

SOPHOMORE (2016): A talented athlete who is a stalwart on special teams ... tied for the team lead in special teams tackles with two, both coming on punt coverage ... has seven total tackles to tie for fourth on the Tide ... also plays for the Crimson Tide baseball team in the spring ... selected as one the UA coaching staff's special teams players of the week for his performance against Western Kentucky. **USC:** Tied for second on the team in tackles with a career-high five, including one for a loss of a yard ... also broke up one pass from the middle linebacker spot. **Western Kentucky:** Saw time on defense and special teams ... had one tackle on punt coverage while adding another stop from his linebacker position.

HOLCOMBE'S CAREER STATISTICS

Year	G-S	Tackles				Fumbles				
		TT	UT	AT	TFL	QBH	Sacks	FF	FR	PBU
2015	15-0	9	6	3	0-0	0	0-0	0	0	1
2016	2-0	7	4	3	1-1	0	0-0	0	0	1
Total	17-0	16	10	6	1-1	0	0-0	0	0	1

HOLCOMBE'S CAREER BESTS

Tackles..... 5 vs. USC, 2016
Tackles for Loss..... 1 vs. USC, 2016
Pass Breakups..... 1 (twice); last vs. USC, 2016
Blocked Punt 1 vs. Florida, 2015



O.J. HOWARD

TE

Sr. • 6-6 • 242 • 3L

Prattville, Ala./ Autauga Academy

88

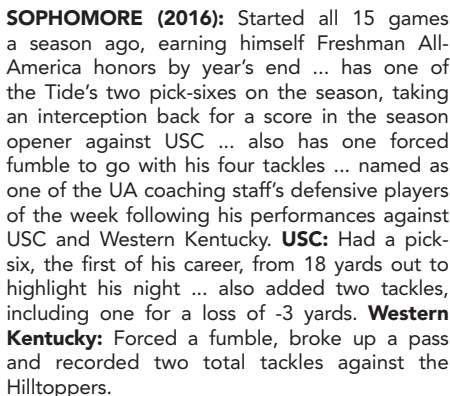
SENIOR (2016): Provides an athletic threat at tight end and is a game planning nightmare for defensive coordinators ... finished his junior season as the team leader in yards per catch, averaging 15.8 yards per reception ... was selected as the MVP of the 2015 College Football Playoff National Championship Game thanks to his five catches for a career-high 208 yards and two touchdowns against Clemson ... selected to the Mackey, Maxwell, Wuerffel and Lombardi Award Preseason Watch Lists while also being tabbed an Allstate/AFCA Good Works Team nominee ... has five receptions for 68 yards to average 13.6 ypc ... two of his five receptions have been explosive with both catches going for a first down ... chosen as one of the UA coaching staff's offensive players of the week for his game against Western Kentucky. **USC:** Finished second on the team in receptions with three for 39 yards ... had a long catch of 40 yards on a laser from Blake Barnett late in the third quarter ... also provided blocks for the Alabama backs to accumulate 242 yards on the ground. **Western Kentucky:** Caught a pair of passes for 29 yards with a long of 20 ... helped provide blocks on the edge to allow for the Tide's 124 yards rushing.

HOWARD'S CAREER STATISTICS

Year	G-S	Rec.	Yards	Avg.	TD	LP
2013	13-6	14	269	19.2	2	52
2014	14-3	17	260	15.3	0	53
2015	15-15	38	602	15.8	2	63
2016	2-1	5	68	13.6	0	40
Total	44-26	74	1,199	16.2	4	63

HOWARD'S CAREER BESTS

Receptions. 7 vs. Tennessee, 2015
Yards 208 vs. Clemson, 2015
Long Reception..... 63 vs. Clemson, 2015
Touchdowns..... 2 vs. Clemson, 2015



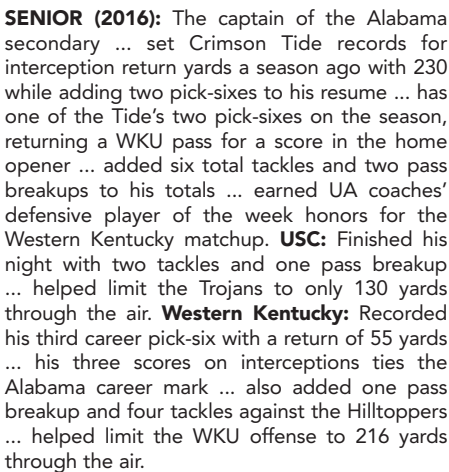
HUMPHREY'S CAREER STATISTICS												
	Tackles							Fumbles				
Year	G-S	TT	UT	AT	TFL	QBH	Sacks	FF	FR	PBU	INT	
2015	15-15	45	35	10	3.5-16	0	0-0	2	0	8	3-28	
2016	2-2	4	3	1	1-3	0	0-0	1	0	1	1-18	
Total	17-17	49	38	11	4.5-19	0	0-0	3	0	9	4-46	

Tackles 6 (twice); last at Auburn, 2015
Tackles for Loss 2 vs. ULM, 2015
Yards Lost 11 vs. ULM, 2015
Forced Fumbles. 1 (three times); last vs. Western Kentucky, 2016
Interceptions 1 (four times); last vs. USC, 2016
Touchdowns 1 vs. USC, 2016
Pass Breakups 2 (twice); last vs. Clemson, 2015

FRESHMAN (2016): An early enrollee at UA who is making a push for the starting quarterback job in 2016 ... has thrown for 405 yards in two games this season (one start) with four touchdowns and one interception ... completing 61.7 percent of his passes with a 157.91 quarterback rating that ranks 33rd nationally and second in the SEC ... was the first Tide true freshman to start at quarterback since Vince Sutton in 1984 and set the record for passing yards in a game by a freshman in that same start (Western Kentucky) ... earned Earl Campbell Tyler Rose Award Player of the Week Honorable Mention and Davey O'Brien "Great 8" recognition for his performance against USC in the season opener. **USC:** Entered on the Crimson Tide's third offensive drive of the evening and dazzled during his time in action ... finished 6-of-11 for 118 yards with two touchdowns and a pick through the air ... added nine rushes for 32 yards and two scores on the ground with a long of nine ... became the first Alabama quarterback since Tyler Watts in 2001 to have a pair of scores through the air and on the ground. **Western Kentucky:** Made his first career start, finishing 23-of-36 for 287 yards and a pair of touchdowns ... had a long pass of 51 yards ... also rushed 11 times for 19 yards with a long rush of nine.


Hurts' Career Statistics												
	Passing					Rushing						
Year	G-S	Com-Att-Int	Pct.	Yds	TD	LP	No.	Yds	Avg.	TD	LP	
2016	2-1	29-47-1	61.7	405	4	71	20	51	2.5	2	9	

Completions	23 vs. Western Kentucky, 2016
Attempts	36 vs. Western Kentucky, 2016
Passing Yards	287 vs. Western Kentucky, 2016
Long Pass	71 vs. USC, 2016
Touchdowns (Passing) 2 (twice); last vs. Western Kentucky, 2016	
Rushes	11 vs. Western Kentucky, 2016
Rushing Yards	32 vs. USC, 2016
Long Rush	9 vs. USC, 2016
Touchdowns (Rushing)	2 vs. USC, 2016



JACKSON'S CAREER STATISTICS												
Year	Tackles					Fumbles						
	G-S	TT	UT	AT	TFL	QBH	Sacks	FF	FB	PBU	INT	
2013	7-4	19	16	3	1-3	1	0-0	0	2	3	1-0	
2014	11-11	41	32	9	2-12	0	1-11	2	1	7	1-18	
2015	15-15	46	34	3	12-12	0	0-0	1	1	2	6-230	
2016	2-2	6	5	1	0-0	0	0-0	0	0	2	1-55	
Total	35-32	112	87	25	6-27	1	1-11	3	4	14	9-303	

Tackles. 10 vs. Oklahoma, 2013
Tackles for Loss. 1 (six times); last at Auburn, 2015
Yards Lost 11 at Arkansas, 2014
Sacks 1 at Arkansas, 2014
Quarterback Hurries 1 vs. Georgia State, 2013
Interceptions 2 at Texas A&M, 2015
Fumble Recoveries 1 (four times); last vs. Middle Tennessee, 2015
Forced Fumbles. 1 (three times); last vs. Middle Tennessee, 2015
Pass Breakups 3 vs. Mississippi State, 2016
Touchdowns. 1 (three); last vs. Western Kentucky, 2014



JOSHUA JACOBS

RB

Fr. • 5-10 • 204 • HS

Tulsa, Okla./
McLain

25


FRESHMAN (2016): A highly touted running back coming out of high school in Oklahoma ... looking to secure a spot in a Tide backfield that must replace Heisman Trophy winner Derrick Henry. **USC:** Saw his first collegiate action against the Trojans, rushing four times for 20 yards with a long of eight yards. **Western Kentucky:** Saw time against the Hilltoppers but did not record any stats.

JACOBS' CAREER STATISTICS

Year	Rushing					Receiving				
	G-S	Att	Yds	Avg	TD	LP	Rec	Yds	Avg	TD
2016	2-0	4	20	5.0	0	8	0	0	0	0

JACOBS' CAREER BESTS

Rushes 4 vs. USC, 2016
Yards 20 vs. USC, 2016
Long Rush 8 vs. USC, 2016



ANFERNEE JENNINGS

LB

R-Fr. • 6-3 • 268 • RS

Dadeville, Ala./
Dadeville

33

REDSHIRT FRESHMAN (2016): A talented linebacker who redshirted his freshman season ... will look to earn a spot in the Tide's deep linebacker rotation. **USC:** Totaled three tackles, including one for a loss of -2 yards, in his first collegiate action. **Western Kentucky:** Entered the game against the Hilltoppers but did not record any stats.

JENNINGS' CAREER STATISTICS

Year	Tackles					Fumbles				
	G-S	TT	UT	AT	TFL	QBH	Sacks	FF	FR	PBU
2016	2-0	3	1	2	1-2	0	0-0	0	0	0

JENNINGS' CAREER BESTS

Tackles 3 vs. USC, 2016
Tackles for Loss 1 vs. USC, 2016
Yards Lost 2 vs. USC, 2016



HOOTIE JONES

DB

Jr. • 6-2 • 214 • 2L

Monroe, La./
Neville

6

JUNIOR (2016): Reserve defensive back looking to make an impact in the Crimson Tide's secondary ... also plays a key role on special teams. **USC:** Saw time in the Tide secondary but did not record any stats ... helped limit the Trojans to only 130 yards through the air. **Western Kentucky:** Entered as a reserve in the Tide secondary, recording one tackle and a pass breakup ... helped limit the high-powered WKU offense to 216 yards through the air.

JONES' CAREER STATISTICS

Year	Tackles					Fumbles				
	G-S	TT	UT	AT	TFL	QBH	Sacks	FF	FR	PBU
2014	7-0	2	0	2	0-0	0	0-0	0	0	0
2015	9-0	2	0	2	0-0	0	0-0	0	0	0
2016	2-0	1	1	0	0-0	0	0-0	0	0	1
Total	18-0	5	1	4	0-0	0	0-0	0	0	1

JONES' CAREER BESTS

Tackles 2 vs. ULM, 2015
Pass Breakups 1 vs. Western Kentucky, 2016



BRANDON KENNEDY

OL

R-Fr. • 6-3 • 302 • RS

Wetumpka, Ala./
Wetumpka

56

REDSHIRT FRESHMAN (2016): A reserve option for the Crimson Tide on the offensive line at guard. **USC:** Saw his first career action for the Crimson Tide in the 2016 season opener against the Trojans, playing six snaps off the bench in the fourth quarter. **Western Kentucky:** Came off the bench for a series in the fourth quarter.



DEREK KIEF

WR

R-So. • 6-4 • 200 • 1L

Cincinnati, Ohio/
La Salle

81

SOPHOMORE (2016): A long and rangy receiver who earned playing time during his redshirt freshman season ... provides depth to a highly touted wide receiving corps. **USC:** Saw time in a reserve role but did not record any stats. **Western Kentucky:** Entered in a reserve role but did not catch any passes.

KIEF'S CAREER STATISTICS

Year	Rushing					Receiving				
	G-S	Att	Yds	Avg.	TD	LP	Rec	Yds	Avg.	TD
2015	10-0	0	0	0.0	0	--	1	-3	0.0	0
2016	2-0	0	0	0.0	0	--	0	0	0.0	0
Total	12-0	0	0	0.0	0	--	1	-3	0.0	0

KIEF'S CAREER BESTS

Receptions 1 at Texas A&M, 2015



JAMAR KING

DL

Jr. • 6-4 • 290 • JC

Detroit, Mich./
Denby/Mendocino C.C.

90

JUNIOR (2016): Transferred to Tuscaloosa from Mendocino Community College ... looks to gain playing time along the Crimson Tide defensive front. **USC:** Entered the game late in a reserve role but did not record any stats.



KORREN KIRVEN

OL

R-Sr. • 6-4 • 308 • 3L

Lynchburg, Va./
Brookville

78

SENIOR (2016): Returns to the offensive side of the ball to provide depth along the Tide's line ... part of the Crimson Tide's rotation at offensive tackle ... has played in 16 career games. **USC:** Came off the bench as a reserve offensive lineman, playing 10 snaps against the Trojans. **Western Kentucky:** Came off the bench for a series in the fourth quarter.



COLE MAZZA

SN

Sr. • 6-2 • 235 • 3L

Bakersfield, Calif./
Liberty

55

SENIOR (2016): Three-year starter at long snapper for the Crimson Tide ... has gone perfect on all snaps for his career ... has started both games this season and has maintained his perfect snapping.



CHRISTIAN MILLER

LB

R-So. • 6-4 • 230 • 1L

Columbia, S.C./
Spring Valley

47

SOPHOMORE (2016): Coming into his second season after gaining valuable experience on special teams a season ago. **USC:** Saw time on special teams and the defensive side of the ball but did not record any stats. **Western Kentucky:** Recorded his first career tackle, sacking the Hilltopper quarterback for a loss of -6 yards.

MILLER'S CAREER STATISTICS

Year	Tackles					Fumbles				
	G-S	TT	UT	AT	TFL	QBH	Sacks	FF	FR	PBU INT
2016	2-0	1	1	0	1-6	0	1-6	0	0	0 0-0


MILLER'S CAREER BESTS

Tackles 1 vs. Western Kentucky, 2016

Tackles for Loss 1 vs. Western Kentucky, 2016

Yards Lost 6 vs. Western Kentucky, 2016

Sacks 1 vs. Western Kentucky, 2016



JAMEY MOSLEY


LB

R-So. • 6-5 • 228 • SQ

Mobile, Ala./
Theodore

16

SOPHOMORE (2016): Earned a scholarship during the fall for his hard work as a walk-on ... looking to produce on the outside for the Tide linebacking corps. **USC:** Saw his first collegiate playing time in the contest with the Trojans but did not record any stats.



ANDY PAPPANASTOS

PK

R-Jr. • 5-11 • 198 • TR

Montgomery, Ala./
Trinity Presbyterian/Ole Miss

92

REDSHIRT JUNIOR (2016): A transfer from Ole Miss ... provides depth at place-kicker. **Western Kentucky:** Saw his first action as a member of the Crimson Tide, kicking off once for 58 yards.

PAPPANASTOS' CAREER STATISTICS (AT ALABAMA)


KICKOFFS	No.	Yards	Avg.	TB	OB
2016	1	58	58.0	0	0

PAPPANASTOS' CAREER BESTS (AT ALABAMA)

Kickoffs 1 vs. Western Kentucky, 2016

Yards 58 vs. Western Kentucky, 2016

Average 58.0 vs. Western Kentucky, 2016



DA'RON PAYNE

DL

So. • 6-2 • 319 • 1L

Birmingham, Ala./
Shades Valley

94

SOPHOMORE (2016): One of the key cogs along the Crimson Tide's vaunted defensive front ... looking to improve upon a standout freshman campaign a season ago ... selected to the Lombardi Award Preseason Watch List, given annually to the nation's top lineman on offense or defense. **USC:** Started at nose guard but did not record any stats ... helped occupy blockers and limit the Trojan rushing attack to only 64 yards on the ground. **Western Kentucky:** Recorded three tackles along the defensive line ... helped limit the Hilltopper rushing attack to only 23 yards on the ground.

PAYNE'S CAREER STATISTICS

Year	Tackles					Fumbles				
	G-S	TT	UT	AT	TFL	QBH	Sacks	FF	FR	PBU Int
2015	15-3	13	6	7	0.5-3	1	0.5-3	1	0	1 0-0
2016	2-2	3	1	2	0-0	0	0-0	0	0	0 0-0
Total	17-5	16	7	9	0.5	1	0.5-3	1	0	1 0-0

PAYNE'S CAREER BESTS

Tackles . . . 3 (three times); last vs. Western Kentucky, 2016

Tackles for Loss 0.5 vs. Tennessee, 2015


Yards Lost 3 vs. Tennessee, 2015

Sacks 0.5 vs. Tennessee, 2015

Quarterback Hurries 1 vs. Middle Tennessee, 2015

Pass Breakups 1 at Georgia, 2015

Forced Fumbles 1 at Mississippi State, 2015



ROSS PIERSCHBACHER

OL

R-So. • 6-4 • 304 • 1L

Cedar Falls, Iowa/
Cedar Falls

71

SOPHOMORE (2016): Earned Freshman All-America honors a season ago after a standout first season at left guard ... made the move to center during the fall but was switched to right guard during game week preparations for the season opener ... has started 17 career games along the offensive line, including two in 2016 ... helps the offense rank 24th in scoring offense (45.0 ppg) and 22nd in team passing efficiency (166.19) ... opened holes for 11 100-yard rushers during his career. **USC:** Started his first career game at right guard ... opened holes for 242 rushing yards, including 138 yards from sophomore running back Damien Harris. **Western Kentucky:** Started and provided time for Jalen Hurts and Blake Barnett to throw for 351 yards and two touchdowns ... played 30 snaps, splitting time with Alphonse Taylor ... had one knockdown block.



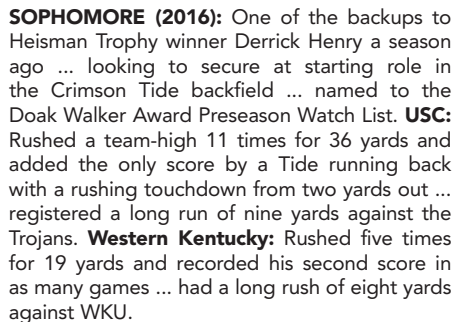
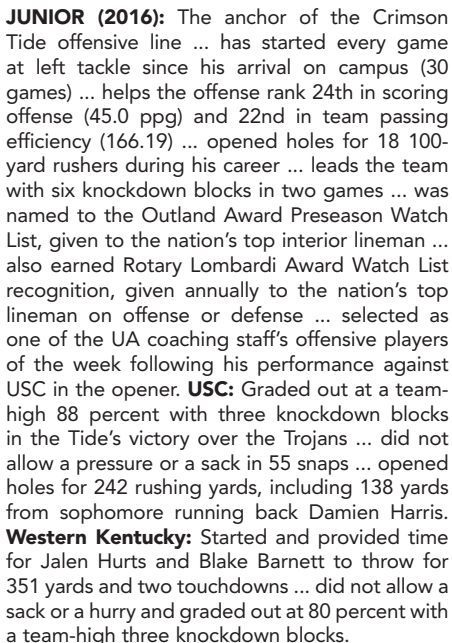
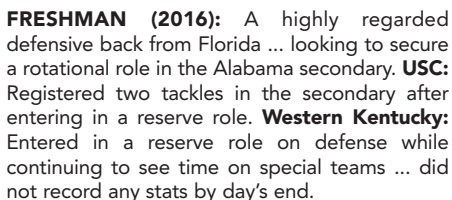
RIDLEY'S CAREER STATISTICS												
	Rushing						Receiving					
Year	G-S	Att	Yds	Avg.	TD	LP	Rec	Yds	Avg.	TD	LP	
2015	15-11	1	2	2.0	0	2	89	1,045	11.7	7	81	
2016	2-2	1	6	6.0	0	6	11	138	5.5	1	51	
Total	17-13	2	8	4.0	0	6	100	1,183	11.8	8	81	

PUNT RETURNS

Year	G	No.	Yards	Avg.	TD	LP
2016	2	2	4	2.0	0	6

RIDLEY'S CAREER BESTS

Receptions 9 (twice); last vs. Western Kentucky, 2016
Receiving Yards 140 vs. Arkansas, 2015
Long Reception 81 vs. Arkansas, 2015
Touchdowns 2 vs. Michigan State, 2015
Punt Returns 2 vs. USC, 2016
Punt Return Yards 4 vs. USC, 2016
Long Punt Return 6 vs. USC, 2016

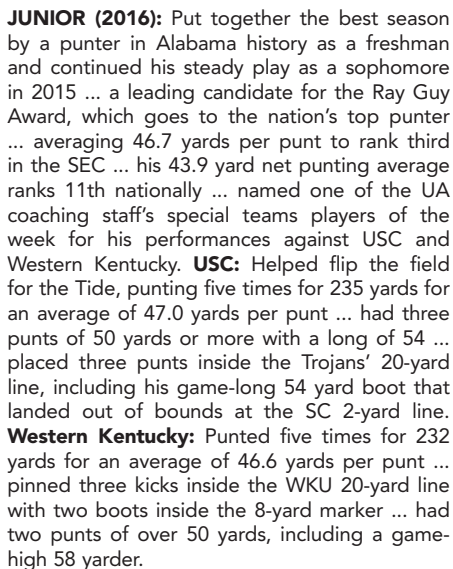


SCARBROUGH'S CAREER STATISTICS

	Rushing						Receiving					
Year	G-S	Att	Yds	Avg	TD	LP	Rec	Yds	Avg	TD	LP	
2015	7-0	18	104	5.8	1	24	0	0	0.0	0	--	
2016	2-0	16	55	3.4	2	9	0	0	0.0	0	--	
Total	9-0	34	159	4.7	3	24	0	0	0.0	0	--	

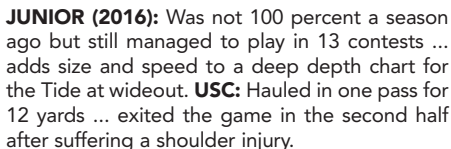
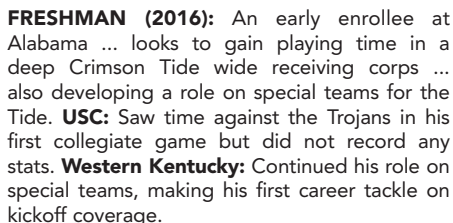
SCABROUGH'S CAREER BESTS

Rushes 10 vs. Charleston Southern, 2015
Yards 69 vs. Charleston Southern, 2015
Long Rush 24 vs. Charleston Southern, 2015
Touchdowns. . . . 1 (three times): last vs. Western Kentucky, 2016



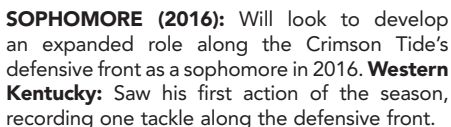
SCOTT'S CAREER STATISTICS												
PUNTING					In		Ret.		Net		Net	
Year	G-S	No.	Yds	Avg.	Lng	20	50+	Blk	Yds	Yds	Avg.	Avg.
2014	13-13	55	2,640	48.0	73	31	23	0	83	2,557	46.4	46.4
2015	15-15	70	3,094	44.2	59	25	21	1	279	2,815	40.2	40.2
2016	2-2	10	467	46.7	58	6	5	0	28	439	43.9	43.9
Total	30-30	135	6,261	45.9	73	62	49	1	403	5,798	42.9	42.9

SCOTT'S CAREER BESTS	
Punts	9 at LSU, 2014
Yards	437 at LSU, 2014
Long	73 vs. Ohio State, 2014
Average	55.5 (two punts) vs. Auburn, 2014
Inside 20	7 at Arkansas, 2014
50+ Yards	5 vs. Ohio State, 2014




SIMS' CAREER STATISTICS											
Year	G-S	Rushing				Receiving					
		Att	Yds	Avg.	TD	LP	Rec	Yds	Avg.	TD	LP
2014	12-0	0	0	0	0	--	7	62	8.9	1	22
2015	13-0	0	0	0	0	--	6	46	7.7	0	16
2016	1-0	0	0	0	0	--	1	12	12.0	0	12
Total	26-0	0	0	0	0	0	14	120	8.6	1	22

SIM'S CAREER BESTS	
Receptions.....	3 (twice); vs. Western Carolina, 2014
Yards	33 vs. Western Carolina, 2014
Long Play.....	22 vs. Western Carolina, 2014
Touchdowns.....	1 vs. Western Carolina, 2014



STEWART'S CAREER STATISTICS												
Year	Rushing						Receiving					
	G-S	Att	Yds	Avg.	TD	LP	Rec	Yds	Avg.	TD	LP	
2014	13-2	0	0	0	0	0	12	149	12.4	0	40	
2015	15-15	5	14	2.8	0	8	63	700	11.1	4	38	
2016	2-2	3	29	9.7	0	17	9	203	22.6	3	71	
Total	30-19	8	43	5.4	0	17	84	1,052	12.5	7	71	

STEWART'S CAREER BESTS	
Receptions.....	8 (twice); last at Auburn, 2015
Yards.....	113 vs. USC, 2016
Long Reception.....	71 vs. USC, 2016
Touchdowns.....	2 vs. USC, 2016
Rushes.....	2 vs. Western Kentucky, 2016
Yards.....	17 vs. Western Kentucky, 2016
Long Rush.....	17 vs. USC, 2016



ALPHONSE TAYLOR

OL

R-Sr. • 6-5 • 345 • 3L

Mobile, Ala./
Davidson

50

SENIOR (2016): Alabama's returning starter at right guard ... a veteran of 17 starts while playing in 36 career games ... blocked for 10 100-yard rushers during his career. **Western Kentucky:** Came off the bench at right guard, splitting time with Ross Pierschbacher, to provide time for Jalen Hurts and Blake Barnett to throw for 351 yards and two touchdowns ... did not allow a sack or miss an assignment ... graded out at 80 percent.



DEIONTE THOMPSON

DB

R-Fr. • 6-2 • 190 • RS

Orange, Texas/
West Orange-Stark

14

REDSHIRT FRESHMAN (2016): Redshirted during his first season at the Capstone ... looking to develop a role in the defensive secondary while also playing on special teams. **USC:** Registered his first career tackle, taking down the Trojan return man on kickoff coverage. **Western Kentucky:** Saw time on special teams but did not record any stats.



DALVIN TOMLINSON

DL

R-Sr. • 6-3 • 307 • 3L

McDonough, Ga./
Henry County

54

SENIOR (2016): A dominant force up front on defense, looks to fill the void left by the departure of Jarran Reed and A'Shawn Robinson ... named to the Lombardi Award Preseason Watch List. **USC:** Made his first career start, beginning the game at defensive tackle and collecting one stop by night's end ... helped occupy blockers and limit the Trojan rushing attack to only 64 yards on the ground. **Western Kentucky:** Finished with three tackles, including a sack for a loss of -5 yards ... helped limit the high-powered Hilltopper offense to 239 yards of total offense, including only 23 on the ground.

TOMLINSON'S CAREER STATISTICS													
Tackles							Fumbles						
Year	G-S	TT	UT	AT	TFL	QBH	Sacks	FF	FR	PBU	INT		
2013	1-0	4	2	2	0-0	0	0-0	0	0-0	0	0-0		
2014	14-0	22	8	14	5.5-11	2	2-5	0	0-0	0	0-0		
2015	15-0	34	12	22	0.5-1	4	0-0	0	0-0	6	0-0		
2016	2-2	4	2	2	1-5	0	1-5	0	0-0	0	0-0		
Total	32-2	64	24	40	7-17	6	3-10	0	0-0	6	0-0		

TOMLINSON'S CAREER BESTS													
Tackles	7 vs. Mississippi State, 2014												
Tackles for Loss	2 (twice); last vs. Mississippi State, 2014												
Yards Lost	7 vs. Mississippi State, 2014												
Sacks	1 (three times); last vs. Western Kentucky, 2016												
Yards Lost	5 vs. Western Kentucky, 2016												
Quarterback Hurries	2 vs. Arkansas, 2015												
Pass Breakups	3 vs. Wisconsin, 2015												



LEVI WALLACE

DB

Jr. • 6-0 • 170 • SQ

Tucson, Ariz./
Tucson

39

JUNIOR (2016): A former walk-on who was awarded a scholarship during fall camp ... provides depth at corner for the Tide. **USC:** Played in his first collegiate game, making one tackle and breaking up a pass. **Western Kentucky:** Recorded one tackle and a pass breakup, entering in a reserve role in the Tide secondary.

WALLACE'S CAREER STATISTICS													
Tackles							Fumbles						
Year	G-S	TT	UT	AT	TFL	QBH	Sacks	FF	FR	PBU	INT		
2016	2-0	2	1	1	0	0	0	0	0	0	2	0	

WALLACE'S CAREER BESTS													
Tackles	1 (twice) vs. Western Kentucky, 2016												
Pass Breakups	1 (twice) vs. Western Kentucky, 2016												



DALLAS WARMACK


OL

So. • 6-2 • 299 • 1L

Atlanta, Ga./
Mays

59

SOPHOMORE (2016): Earned valuable time along the offensive line as a true freshman in 2015 and has played in nine career games for the Crimson Tide, including two this season (USC, Western Kentucky).



JONAH WILLIAMS


OL

Fr. • 6-5 • 296 • HS

Folsom, Calif./
Folsom

73

FRESHMAN (2016): One of the top overall players in the state of California who arrived at the Capstone as an early enrollee in the spring and earned a starting job at right tackle for the Crimson Tide in 2016 ... helps the offense rank 24th in scoring offense (45.0 ppg) and 22nd in team passing efficiency (166.19) ... chosen as the SEC Freshman of the Week for his performance against USC ... selected as one of the UA coaching staff's offensive players of the week for his games against USC and Western Kentucky. **USC:** Named SEC Freshman of the Week for his performance against the USC Trojans when he graded out at 83 percent with two knockdown blocks ... opened holes for 242 rushing yards, including 138 yards from sophomore running back Damien Harris. **Western Kentucky:** Started and provided time for Jalen Hurts and Blake Barnett to throw for 351 yards and two touchdowns ... did not allow a sack or a hurry and graded out at a team-high 80 percent with two knockdown blocks.



TIM WILLIAMS

LB

Sr. • 6-4 • 237 • 3L

Baton Rouge, La./
University Lab

56

SENIOR (2016): A disruptive force on the outside for the Crimson Tide ... ranked second on the team in sacks a year ago with 10.5 for a loss of -78 yards ... tabbed to the Bednarik, Lott, Nagurski, Butkus and Lombardi Award Preseason Watch Lists. **USC:** Recorded two tackles and one quarterback hurry against the Trojans ... helped pressure the SC passers into an 18-of-37 day that included one pick and only 130 yards through the air. **Western Kentucky:** Pressured the WKU quarterback off the edge but did not record any stats ... help force the Hilltopper signal-callers into two interceptions by day's end.

WILLIAMS' CAREER STATISTICS

Year	Tackles					Fumbles						
	G-S	TT	UT	AT	TFL	QBH	Sacks	FF	FR	PBU	Int	
2013	7-0	3	2	1	1-9	0	0-0	0	0-0	0	0-0	
2014	12-0	5	2	3	1.5-24	4	1.5-24	0	0-0	0	0-0	
2015	15-0	19	13	6	12.5-92	4	10.5-78	0	0-0	1	0-0	
2016	2-1	2	2	0	0-0	1	0-0	0	0-0	0	0-0	
Total	36-1	29	19	10	15-125	9	12-102	0	0-0	1	0-0	

WILLIAMS' CAREER BESTS

Tackles 5 at Mississippi State, 2015
Tackles for Loss 2 (three times); last vs. Florida, 2015
Yards Lost 23 at Auburn, 2015
Sacks 2 (twice); last vs. Florida, 2015
Quarterback Hurries 2 at Auburn, 2015
Pass Breakup 1 at Georgia, 2015



MACK WILSON

LB

Fr. • 6-2 • 244 • HS

Montgomery, Ala./
Carver

30

FRESHMAN (2016): A five-star, in-state product at linebacker for the Crimson Tide ... looking to make an impact on special teams while also serving in a reserve role at linebacker. **USC:** Made his first collegiate appearance but did not record any stats against the Trojans. **Western Kentucky:** Entered the game as a fullback, blocking for Bo Scarbrough's 2-yard score at the beginning of the fourth quarter.



MATT WOMACK

OL

R-Fr. • 6-7 • 320 • RS

Hernando, Miss./
Magnolia Heights

77

REDSHIRT FRESHMAN (2016): After a redshirt season, looks to develop a role along the Crimson Tide's offensive front ... has played in two games at tackle (USC, Western Kentucky).