

# ALABAMA

## CRIMSON TIDE

### WOMEN'S BASKETBALL



#### 2016-17 SCHEDULE/RESULTS

Opponent	TV	Time (CT)/Result
<b>November</b>		
4 WEST ALABAMA <sup>1</sup>	SECN+	W, 86-34
11 NEW ORLEANS	SECN+	W, 78-57
14 MISSISSIPPI VALLEY STATE	SECN+	W, 93-44
17 LIPSCOMB	SECN+	W, 82-35
22 GEORGIA SOUTHERN	SECN+	W, 66-48
27 ALABAMA A&M	SECN+	2 p.m.

<b>December</b>		
1 ALCORN STATE	SECN+	7 p.m.
4 KANSAS <sup>2</sup>	SEC Network	11 a.m.
11 at Georgetown		1 p.m.
15 GEORGIA STATE <sup>3</sup>	SECN+	11:30 a.m.
17 GEORGIA TECH	SECN+	2 p.m.
19 vs. McNeese State <sup>4</sup>		7 p.m.
20 vs. UTEP <sup>4</sup>		7 p.m.
28 FLORIDA A&M	SECN+	7 p.m.

<b>January</b>		
1 at 3/3 South Carolina *	ESPN2	1 p.m.
5 OLE MISS *	SECN+	7 p.m.
8 at Missouri *	SECN+	2 p.m.
12 20/24 KENTUCKY *	SECN+	7 p.m.
15 ARKANSAS *	SEC Network	4 p.m.
19 7/7 MISSISSIPPI STATE * <sup>5</sup>	SECN+	7 p.m.
22 at Ole Miss *	SECN+	2 p.m.
26 at Vanderbilt *	SEC Network	8 p.m.
29 AUBURN *	SEC Network	5 p.m.

<b>February</b>		
5 at LSU *	SEC Network	3 p.m.
9 at RV/25 Texas A&M *	SECN+	7 p.m.
12 16/20 FLORIDA * <sup>6</sup>	SEC Network	1 p.m.
16 17/16 TENNESSEE *	SECN+	7 p.m.
20 at Auburn *	SEC Network	6 p.m.
23 at Georgia *	SECN+	6 p.m.
26 MISSOURI *	SECN+	2 p.m.

<b>March</b>		
1-5 at SEC Tournament <sup>7</sup>	SECN/ESPNU/2	TBA

1 Exhibition Game  
 2 SEC/Big 12 Challenge  
 3 5th Grade Fastbreak Game  
 4 Patrick Harrington Tournament (Niceville, Fla.)  
 5 We Back Pat Game  
 6 Play4Kay/Power of Pink Game  
 7 Southeastern Conference Tournament (Greenville, S.C.)  
 \* Southeastern Conference game  
**BOLD indicates home game**  
 Rankings listed are AP/Coaches

#### FOLLOW US

Follow Alabama women's basketball on social media sites listed below for up-to-date news, exclusive content and more.



FOLLOW US ON TWITTER AND  
 INSTAGRAM @ALABAMAWBB



LIKE US ON FACEBOOK AT  
 ALABAMAWBB

#### GAME 5: ALABAMA A&M AT ALABAMA

NOV. 27, 2016 | 2 P.M. CT | TUSCALOOSA, ALA. | COLEMAN COLISEUM (15,383)

TV: SEC NETWORK + (PLAY-BY-PLAY: ELI GOLD, ANALYST: RICK MOODY)

RADIO: CRIMSON TIDE NETWORK (PLAY-BY-PLAY: ROGER HOOVER, ANALYST: TYLER WILLIAMS)



**ALABAMA**  
**CRIMSON TIDE**

2016-17 Record: \_\_\_\_\_ 4-0  
 2016-17 SEC Record: \_\_\_\_\_ 0-0  
 Leading Scorer: \_ M.Knight/Lewis (13.0)  
 Leading Rebounder: \_\_\_\_ Williams (8.5)  
 Leader in Assists: \_\_\_\_ Lewis (3.8)  
 Head Coach: \_\_\_\_\_ Kristy Curry  
 Record at Alabama (Years): \_\_\_\_ 46-51 (4)  
 Career Record (Years): \_\_\_\_ 355-200 (18)



**ALABAMA A&M**  
**LADY BULLDOGS**

2016-17 Record: \_\_\_\_\_ 1-3  
 2016-17 SWAC Record: \_\_\_\_\_ 0-0  
 Leading Scorer: \_\_\_\_\_ Cobb (17.8)  
 Leading Rebounder: \_\_\_\_\_ Cobb (9.0)  
 Leader in Assists: \_\_\_\_\_ Williams (2.8)  
 Head Coach: \_\_\_\_\_ Margaret Richards  
 Record at Alabama A&M (Years): 1-3 (1)  
 Career Record (Years): \_\_\_\_\_ 1-3 (1)

#### INSIDE THE SERIES

Overall: 11th Meeting (Alabama leads 10-0)

In Tuscaloosa: 10-0 | In Huntsville: 0-0 | At Neutral Sites: 0-0 | Current Streak: Alabama +10

Last Meeting: Nov. 13, 2015 (W, 96-44 in Tuscaloosa)

Series Notes: Alabama has won all 10 prior meetings with Alabama A&M and has outscored the Lady Bulldogs in the series by an average of 22.5 points per game (73.8-51.3)

#### OPENING TIP

► Sunday's game will be broadcast on SEC Network + with Eli Gold on play-by-play and Rick Moody as the analyst. The game will also be available via the Crimson Tide Sports Network on 100.1 FM locally, with Roger Hoover and Tyler Williams calling all the action. Fans will be able to follow along with live scoring on RollTide.com and game updates will be available on Twitter via @AlabamaWBB.

► Alabama is playing in game five of its seven-game homestand Sunday when it hosts Alabama A&M. This is the longest home stretch to start a season in program history.

► The Tide is led in scoring by junior Meoshonti Knight and freshman Jordan Lewis with 13.0 points per game each. Lewis also leads the team in assists at 3.8 per contest, while junior Ashley Williams paces Alabama in rebounds with 8.5 per contest.

► Alabama has five student-athletes averaging double-figure points thus far. Joining junior Meoshonti Knight (13.0 ppg) and freshman Jordan Lewis (13.0 ppg) is junior Hannah Cook (12.0 ppg), sophomore Shaquera Wade (11.5 ppg) and junior Ashley Williams (10.0 ppg).












► The Tide is currently outscoring its opponents by 33.8 points per game (79.8-46.0) and outrebounding the opposition by an average of 14.5 boards (50.2-35.8) per contest.

► Alabama is 4-0 for the second consecutive season under head coach Kristy Curry. The Tide won its first six games last season before picking up its first loss at UT-Martin on Dec. 2, 2015.

**OVERALL • 4-0**  
**SEC • 0-0**  
**LAST 10 • 4-0**

**HOME • 4-0**  
**AWAY • 0-0**  
**NEUTRAL • 0-0**

**PREVIOUS GAME'S STARTERS  
HIGHLIGHTED IN SHADED BOX**

0		<b>LAKYESHA STENNIS (Goes by: KeKe)</b> G • 5-9 • Jr. • Lexington, Ky. <table><tr><td>PPG</td><td>RPG</td><td>APG</td><td>SPG</td><td>BPG</td><td>MPG</td></tr><tr><td>0.0</td><td>0.8</td><td>0.0</td><td>0.0</td><td>0.0</td><td>5.5</td></tr></table>	PPG	RPG	APG	SPG	BPG	MPG	0.0	0.8	0.0	0.0	0.0	5.5	<b>LAST GAME:</b> Played 2 rebounds in 3 minutes of play <b>NOTE:</b> Transferred to UA after two seasons at Southwest Tennessee CC ... 2016 NJCAA Third Team All-American ... 2016 TCCAA Player of the Year.	<b>CAREER HIGHS</b> Pts: — Rebs: 2 vs. Ga. Southern (11/22/16) Asts: —
PPG	RPG	APG	SPG	BPG	MPG											
0.0	0.8	0.0	0.0	0.0	5.5											
1		<b>QUANETRIA BOLTON (Goes by: NeNe)</b> F • 6-0 • Jr. • Anniston, Ala. <table><tr><td>PPG</td><td>RPG</td><td>APG</td><td>SPG</td><td>BPG</td><td>MPG</td></tr><tr><td>5.3</td><td>4.7</td><td>0.7</td><td>0.3</td><td>1.7</td><td>15.7</td></tr></table>	PPG	RPG	APG	SPG	BPG	MPG	5.3	4.7	0.7	0.3	1.7	15.7	<b>LAST GAME:</b> 2 rebounds in 11 minutes <b>NOTE:</b> Had three double-doubles during 2015-16 season ... recorded a career-high five blocks in the win over Mississippi Valley State.	<b>CAREER HIGHS</b> Pts: 21 vs. Miss. Valley St. (11/22/15) Rebs: 12 vs. Georgetown (12/12/15) Blks: 5 vs. MVSU (11/14/16)
PPG	RPG	APG	SPG	BPG	MPG											
5.3	4.7	0.7	0.3	1.7	15.7											
2		<b>TRISTA MAGEE</b> G • 6-0 • So. • Ellisville, Miss. <table><tr><td>PPG</td><td>RPG</td><td>APG</td><td>SPG</td><td>BPG</td><td>MPG</td></tr><tr><td>—</td><td>—</td><td>—</td><td>—</td><td>—</td><td>—</td></tr></table>	PPG	RPG	APG	SPG	BPG	MPG	—	—	—	—	—	—	<b>LAST GAME:</b> Did not play <b>NOTE:</b> Missed the final nine games of the season with a left hip injury ... Season-high nine points at UT Martin ... Kristy Curry's first verbal commitment at Alabama.	<b>CAREER HIGHS</b> Pts: 9 at UT Martin (12/2/15) Rebs: 4 vs. Georgia State (11/24/15) Asts: 1, five times
PPG	RPG	APG	SPG	BPG	MPG											
—	—	—	—	—	—											
3		<b>JORDAN LEWIS</b> G • 5-7 • Fr. • Windermere, Fla. <table><tr><td>PPG</td><td>RPG</td><td>APG</td><td>SPG</td><td>BPG</td><td>MPG</td></tr><tr><td>13.0</td><td>6.5</td><td>3.8</td><td>2.0</td><td>0.0</td><td>30.5</td></tr></table>	PPG	RPG	APG	SPG	BPG	MPG	13.0	6.5	3.8	2.0	0.0	30.5	<b>LAST GAME:</b> 7 points, 4 rebounds, 4 assist, 1 steal <b>NOTE:</b> SEC Freshman of the Week (11/15) ... Starting point guard as a true freshman ... Alabama's leader in assists (3.8) and tied for the lead in points (13.0).	<b>CAREER HIGHS</b> Pts: 21 vs. MVSU (11/14/16) Rebs: 8 vs. UNO (11/11/16) Asts: 5 vs. Lipscomb (11/17/16)
PPG	RPG	APG	SPG	BPG	MPG											
13.0	6.5	3.8	2.0	0.0	30.5											
5		<b>ALANA DA SILVA</b> G • 5-6 • Jr. • Sao Paulo, Brazil <table><tr><td>PPG</td><td>RPG</td><td>APG</td><td>SPG</td><td>BPG</td><td>MPG</td></tr><tr><td>3.3</td><td>1.8</td><td>1.5</td><td>0.8</td><td>0.0</td><td>11.0</td></tr></table>	PPG	RPG	APG	SPG	BPG	MPG	3.3	1.8	1.5	0.8	0.0	11.0	<b>LAST GAME:</b> 3 points, 1 assist, 1 steal <b>NOTE:</b> Transferred to UA after two seasons at New Mexico JC ... 2016 NJCAA Honorable Mention All-American ... two-time Western Junior College Athletic All-Conference Team ... 2015 WJCAC Freshman of the Year.	<b>CAREER HIGHS</b> Pts: 8 vs. MVSU (11/14/16) Rebs: 4 vs. Lipscomb (11/17/16) Asts: 3 vs. Lipscomb (11/17/16)
PPG	RPG	APG	SPG	BPG	MPG											
3.3	1.8	1.5	0.8	0.0	11.0											
10		<b>DAIJIA RUFFIN</b> G • 5-9 • So. • Louisville, Ky. <table><tr><td>PPG</td><td>RPG</td><td>APG</td><td>SPG</td><td>BPG</td><td>MPG</td></tr><tr><td>—</td><td>—</td><td>—</td><td>—</td><td>—</td><td>—</td></tr></table>	PPG	RPG	APG	SPG	BPG	MPG	—	—	—	—	—	—	<b>NOTE:</b> Transferred to UA after playing one season at UT Martin ... will sit out the 2016-17 season ... Three-time OVC Freshman of the Week ... OVC Player of the Week (Dec. 1, 2015) ... averaged 14.1 pts, on 47.2 percent shooting, 5.7 rebs, 3.1 asts and 1.8 stls.	<b>CAREER HIGHS</b> Pts: — Rebs: — Asts: —
PPG	RPG	APG	SPG	BPG	MPG											
—	—	—	—	—	—											
11		<b>HANNAH COOK</b> G • 6-0 • Jr. • Ozark, Mo. <table><tr><td>PPG</td><td>RPG</td><td>APG</td><td>SPG</td><td>BPG</td><td>MPG</td></tr><tr><td>12.0</td><td>5.5</td><td>2.3</td><td>1.3</td><td>0.0</td><td>26.8</td></tr></table>	PPG	RPG	APG	SPG	BPG	MPG	12.0	5.5	2.3	1.3	0.0	26.8	<b>LAST GAME:</b> 17 points, 8 rebounds, 1 assist, 1 steal <b>NOTE:</b> Hit five three-pointers in the win over Georgia Southern ... recorded three double-doubles in 2015-16 ... scored 20+ points in four games.	<b>CAREER HIGHS</b> Pts: 24, twice Rebs: 15 vs. Middle Tenn. (11/27/15) Asts: 6 at Arkansas (2/18/16)
PPG	RPG	APG	SPG	BPG	MPG											
12.0	5.5	2.3	1.3	0.0	26.8											
13		<b>TCHENEAVIA KNIGHT (Goes by: Coco)</b> G • 5-7 • Jr. • Bay Minette, Ala. <table><tr><td>PPG</td><td>RPG</td><td>APG</td><td>SPG</td><td>BPG</td><td>MPG</td></tr><tr><td>4.3</td><td>2.5</td><td>1.0</td><td>0.5</td><td>0.0</td><td>12.8</td></tr></table>	PPG	RPG	APG	SPG	BPG	MPG	4.3	2.5	1.0	0.5	0.0	12.8	<b>LAST GAME:</b> 1 assist in 5 minutes off the bench <b>NOTE:</b> Scored a season-high 11 points in the win over Lipscomb ... transferred to UA after playing two seasons at Shelton State CC ... 2016 NJCAA Second Team All-American.	<b>CAREER HIGHS</b> Pts: 11 vs. Lipscomb (11/17/16) Rebs: 5 vs. MVSU (11/14/16) Asts: 3 vs. MVSU (11/14/16)
PPG	RPG	APG	SPG	BPG	MPG											
4.3	2.5	1.0	0.5	0.0	12.8											
15		<b>MEOSHONTI KNIGHT (Goes by: Meo)</b> G • 5-8 • Jr. • Morgan City, La. <table><tr><td>PPG</td><td>RPG</td><td>APG</td><td>SPG</td><td>BPG</td><td>MPG</td></tr><tr><td>13.0</td><td>5.0</td><td>2.8</td><td>2.3</td><td>0.3</td><td>30.0</td></tr></table>	PPG	RPG	APG	SPG	BPG	MPG	13.0	5.0	2.8	2.3	0.3	30.0	<b>LAST GAME:</b> 14 points, 3 rebounds, 4 assists, 2 steals <b>NOTE:</b> Scored all 14 of her points in the second half vs. Georgia Southern ... 2015 Nugget Classic All-Tournament Team ... has one double-double (12/14/15 vs. UNF).	<b>CAREER HIGHS</b> Pts: 23 at Florida (1/21/16) Rebs: 10 vs. UNF (12/14/15) Asts: 5 vs. Middle Tenn. (11/27/15)
PPG	RPG	APG	SPG	BPG	MPG											
13.0	5.0	2.8	2.3	0.3	30.0											
20		<b>ASHLEY WILLIAMS</b> F • 6-0 • Jr. • Covington, Ga. <table><tr><td>PPG</td><td>RPG</td><td>APG</td><td>SPG</td><td>BPG</td><td>MPG</td></tr><tr><td>10.0</td><td>8.5</td><td>0.5</td><td>0.3</td><td>0.3</td><td>22.3</td></tr></table>	PPG	RPG	APG	SPG	BPG	MPG	10.0	8.5	0.5	0.3	0.3	22.3	<b>LAST GAME:</b> 19 points, 14 rebounds <b>NOTE:</b> Has 10 career double-doubles, including one this season (11/22 vs. Ga. Southern) ... 178 points away from 1,000.	<b>CAREER HIGHS</b> Pts: 29 vs. Alabama A&M (11/26/14) Rebs: 15 vs. Miss State (2/20/14) Blks: 3 vs. Miss State (2/20/14)
PPG	RPG	APG	SPG	BPG	MPG											
10.0	8.5	0.5	0.3	0.3	22.3											
21		<b>TAYLOR BERRY</b> G • 5-9 • So. • New Orleans, La. <table><tr><td>PPG</td><td>RPG</td><td>APG</td><td>SPG</td><td>BPG</td><td>MPG</td></tr><tr><td>1.0</td><td>0.0</td><td>0.0</td><td>0.3</td><td>0.0</td><td>3.3</td></tr></table>	PPG	RPG	APG	SPG	BPG	MPG	1.0	0.0	0.0	0.3	0.0	3.3	<b>LAST GAME:</b> Did not play <b>NOTE:</b> Walk-on, who earned an academic scholarship to UA ... class Valedictorian at Mount Carmel in New Orleans.	<b>CAREER HIGHS</b> Pts: 3 vs. Lipscomb (11/17/16) Rebs: — Asts: 1 vs. Lipscomb (12/28/15)
PPG	RPG	APG	SPG	BPG	MPG											
1.0	0.0	0.0	0.3	0.0	3.3											
23		<b>SHAQUERA WADE (Goes by: Shaq)</b> F • 6-0 • So. • Huntsville, Ala. <table><tr><td>PPG</td><td>RPG</td><td>APG</td><td>SPG</td><td>BPG</td><td>MPG</td></tr><tr><td>11.5</td><td>7.3</td><td>2.3</td><td>2.0</td><td>0.8</td><td>30.8</td></tr></table>	PPG	RPG	APG	SPG	BPG	MPG	11.5	7.3	2.3	2.0	0.8	30.8	<b>LAST GAME:</b> 6 points, 11 rebounds, 4 assists, 1 block, 1 steal <b>NOTE:</b> Recorded her first double-double with 15 points and 11 rebounds against Mississippi Valley State.	<b>CAREER HIGHS</b> Pts: 16 vs. UNO (11/11/16) Rebs: 11, twice Stls: 5 vs. Alcorn State (12/6/15)
PPG	RPG	APG	SPG	BPG	MPG											
11.5	7.3	2.3	2.0	0.8	30.8											
25		<b>ASHLEY KNIGHT (Goes by: AK)</b> F • 6-5 • Fr. • Austin, Texas <table><tr><td>PPG</td><td>RPG</td><td>APG</td><td>SPG</td><td>BPG</td><td>MPG</td></tr><tr><td>8.0</td><td>5.0</td><td>0.0</td><td>0.5</td><td>2.0</td><td>16.3</td></tr></table>	PPG	RPG	APG	SPG	BPG	MPG	8.0	5.0	0.0	0.5	2.0	16.3	<b>LAST GAME:</b> 1 rebound in 5 minutes of play <b>NOTE:</b> Scored in double figures in two of four games ... leads the team in blocks with 2.0 per game.	<b>CAREER HIGHS</b> Pts: 12, twice Rebs: 7 vs. UNO (11/11/16) Blks: 4 vs. MVSU (11/14/16)
PPG	RPG	APG	SPG	BPG	MPG											
8.0	5.0	0.0	0.5	2.0	16.3											

# TALE OF THE TAPE: ALABAMA VS. ALABAMA A&M



2016-17	Season	2016-17
4-0	<b>Overall</b>	1-3
0-0	<b>Conference</b>	0-0
4-0	<b>Last 10</b>	1-3
4-0	<b>Last 5</b>	1-3
79.8	<b>PPG</b>	44.2
46.0	<b>OPP PPG</b>	78.8
+33.8	<b>Margin</b>	-34.5
.452	<b>FG%</b>	.312
.297	<b>FG% DEF</b>	.429
.314	<b>3PT%</b>	.135
.236	<b>3PT% DEF</b>	.356
.612	<b>FT%</b>	.571
50.2	<b>RPG</b>	34.5
35.8	<b>OPP RPG</b>	45.0
+14.5	<b>Margin</b>	-10.5
14.5	<b>APG</b>	9.0
13.8	<b>TOs PG</b>	25.3
10.0	<b>SPG</b>	9.3
4.5	<b>BPG</b>	1.5

## ALABAMA-ALABAMA A&M SERIES INFORMATION

Overall Series Record .....Alabama leads 10-0  
 Last five contests..... Alabama, 5-0  
 Last 10 contests..... Alabama, 10-0  
 Most points by Alabama..... 96 (11/13/15)  
 Fewest points by Alabama ..... 60 (11/25/13)  
 UA Largest Win Margin....52 (96-44 on 11/13/15)  
 Most points by AAMU..... 65 (12/22/08)  
 Fewest points by AAMU ..... 32 (11/25/13)  
 AAMU Largest Win Margin..... N/A  
 At Alabama ..... 10-0  
 At AAMU ..... 0-0  
 Neutral site..... 0-0  
 Series Streak .....Alabama +10  
 First Meeting..... 12/11/99 (W, 76-51)  
 Last Meeting ..... 11/13/15 (W, 96-44)

## LAST TIME VS. ALABAMA A&M - NOV. 13, 2015



Official Basketball Box Score -- Game Totals -- Final Statistics  
 Alabama A&M vs Alabama  
 11/13/15 4:30 p.m. at Tuscaloosa, Ala. (Coleman Coliseum)



### Alabama A&M 44 • 0-1

##	Player		Total			3-Ptr			Rebounds			PF	TP	A	TO	Blk	Stl	Min
			FG-FGA	FG-FGA	FT-FTA	FG-FGA	FG-FGA	FT-FTA	Off	Def	Tot							
20	Janie Myles	f	7-12	0-0	0-2	5	6	11	3	14	0	3	0	1	25			
23	Ebony Johnson	f	0-4	0-1	3-4	0	2	2	4	3	0	2	0	0	20			
13	Deborah Martin	c	1-3	0-0	2-2	0	4	4	4	4	0	0	0	0	20			
04	Alexia DeBose	g	1-2	0-0	0-0	0	1	1	2	2	0	0	0	0	11			
14	ShaTerrion Moffett	g	1-5	0-0	0-2	0	3	3	2	2	4	6	0	0	28			
02	Nashaye Sutton		1-8	0-4	0-0	0	1	1	2	2	0	5	0	2	27			
05	Sydney Spencer		1-4	0-1	1-2	0	2	2	1	3	0	2	0	0	12			
12	Haniyyah Howard		2-7	0-1	2-2	1	3	4	2	6	0	2	0	0	14			
15	Josta Totten		1-6	0-1	4-6	0	0	0	2	6	1	2	0	1	17			
24	Shakira Logan		0-6	0-0	0-0	2	5	7	3	0	1	2	0	1	20			
32	Bria Venson		1-2	0-0	0-0	1	0	1	2	2	0	3	0	0	6			
	Team					4	2	6			1							
	Totals		16-59	0-8	12-20	13	29	42	27	44	6	28	0	5	200			
	FG % 1st Half:	5-23	21.7%	2nd half:	11-36	30.6%	Game:	16-59	27.1%									Deadball
	3FG % 1st Half:	0-4	0.0%	2nd half:	0-4	0.0%	Game:	0-8	0.0%									Rebounds
	FT % 1st Half:	7-10	70.0%	2nd half:	5-10	50.0%	Game:	12-20	60.0%									5,1

### Alabama 96 • 1-0

##	Player		Total			3-Ptr			Rebounds			PF	TP	A	TO	Blk	Stl	Min
			FG-FGA	FG-FGA	FT-FTA	FG-FGA	FG-FGA	FT-FTA	Off	Def	Tot							
01	Bolton, Quanetria	f	7-14	0-1	5-8	6	4	10	1	19	0	1	4	0	22			
13	Hegstetter, Nikki	f	1-4	1-1	0-0	4	4	8	0	3	1	2	0	0	21			
11	Cook, Hannah	g	5-15	4-13	0-0	2	4	6	3	14	1	1	0	2	28			
15	Knight, Meoshonti	g	3-4	0-1	4-9	0	2	2	4	10	1	2	0	0	19			
22	Middlebrook, Karyla	g	5-12	0-2	5-6	0	6	6	3	15	6	2	0	1	29			
03	Carter, Khadijah		4-8	1-5	4-4	0	3	3	0	13	2	2	3	4	21			
12	Foy, C'Coriea		4-8	0-3	2-3	1	1	2	1	10	1	1	1	1	12			
21	Berry, Taylor		1-4	0-3	0-0	0	0	0	0	2	0	1	0	1	8			
23	Wade, Shaquera		4-8	0-1	2-4	6	2	8	4	10	0	0	0	3	28			
35	Martinez, Diamante		0-1	0-0	0-0	0	3	3	5	0	0	2	6	0	12			
	Team					1	3	4										
	Totals		34-78	6-30	22-34	20	32	52	21	96	12	14	14	12	200			
	FG % 1st Half:	19-41	46.3%	2nd half:	15-37	40.5%	Game:	34-78	43.6%									Deadball
	3FG % 1st Half:	6-14	42.9%	2nd half:	0-16	0.0%	Game:	6-30	20.0%									Rebounds
	FT % 1st Half:	9-12	75.0%	2nd half:	13-22	59.1%	Game:	22-34	64.7%									6,1

Officials: Denise Brooks, Mary Day, Dawn Marsh  
 Technical fouls: Alabama A&M-None. Alabama-None.  
 Attendance: 2120

Score by periods	1st	2nd	3rd	4th	Total
Alabama A&M	10	7	12	15	44
Alabama	32	21	22	21	96

Last FG - AAMUWBKB 4th-00:55, UA 4th-00:17.  
 Largest lead - AAMUWBKB None, UA by 52 4th-04:12.  
 AAMUWBKB led for 00:00. UA led for 38:48. Game was tied for 01:11.

Points	In	Off	2nd	Fast	Bench
AAMUWB	22	8	12	0	19
UA	50	35	21	20	35

Score tied - 1 time.  
 Lead changed - 0 times.

## ABOUT ALABAMA'S OPPONENT — ALABAMA A&M

- ▶ Alabama A&M will be playing its fourth road game of the season when it tips off against Alabama in Tuscaloosa on Sunday. The Lady Bulldogs are 0-3 on the road and 1-0 at home with their first win of the season coming last time out against Concordia, 61-58, in overtime.
- ▶ Freshman Jameica Cobb, who leads the team with 17.8 points per game and 9.0 rebounds per contest, was named the Southwestern Athletic Conference Player of the Week for women's basketball on Nov. 22, following her 25-point, 11-rebound performance at North Carolina. At the time of the award she led the conference in scoring and was seventh in rebounding.
- ▶ As a team, the Lady Bulldogs are averaging 44.2 points per game, while allowing 78.8 to their opponents. Alabama A&M is also being outrebounded by the opposition, 45.0-34.5 boards per game (-10.5).
- ▶ Alabama A&M is under the direction of first-year head coach Margaret Richards. Richards took over the program on June 2, following one season as an assistant at Clemson. She also has assistant coaching stops at Western Kentucky (2012-15), Weber State (2011-12), North Texas (2010-11) and Kentucky State (2005-07). She was a graduate assistant at Louisville during the 2007-08 season and also spent two seasons as head coach at St. Augustine College (2008-10). Richards played college basketball at Nebraska, where she captained the Cornhuskers during her junior and senior seasons.

# LAST TIME OUT: ALABAMA 82, LIPSCOMB 35 - NOV. 17, 2016



## Official Basketball Box Score -- Game Totals -- Final Statistics Georgia Southern vs Alabama 11/22/16 7 p.m. at Tuscaloosa, Ala. (Coleman Coliseum)



### Georgia Southern 48 • 2-3

#	Player	Total			3-Ptr			Rebounds			PF	TP	A	TO	Blk	Stl	Min
		FG-FGA	FG-FGA	FT-FTA	Off	Def	Tot										
25	Butler, Sierra	f	3-7	0-1	0-2	2	7	9	3	6	1	1	1	0	0	32	
35	Butler, Patrice	f	8-12	1-3	0-1	0	4	4	4	17	0	1	0	0	0	28	
11	McGowan, Angel	g	2-10	1-4	0-0	1	3	4	2	5	1	2	0	2	0	37	
15	Atwater, Amira	g	6-12	2-5	0-0	0	3	3	4	14	4	8	0	1	0	35	
23	Sams, Alexis	g	0-4	0-4	2-2	0	1	1	4	2	1	1	0	0	0	33	
00	Brown, Alexis		0-0	0-0	2-2	1	0	1	2	2	0	2	0	0	0	6	
04	Akins, Jakayvea		0-1	0-0	0-0	0	0	0	0	0	0	0	0	0	0	5	
05	Foulks, Alexis		1-3	0-1	0-0	0	1	1	0	2	0	0	1	1	0	11	
24	Beamon, Rhein		0-0	0-0	0-2	0	0	0	0	0	0	1	0	1	0	5	
44	Marcus, Jessica		0-2	0-0	0-0	1	3	4	1	0	0	0	0	1	0	8	
Team						0	5	5					1				
Totals			20-51	4-18	4-9	5	27	32	20	48	7	17	2	6		200	
1st FG %:		5-13	38.5%	2nd: 5-12	41.7%	3rd: 5-14	35.7%	4th: 5-12	41.7%	Game: 20-51	39.2%	Deadball					
3FG %:		3-6	50.0%	0-3	0.0%	1-6	16.7%	0-3	0.0%	4-18	22.2%	Rebounds					
FT %:		2-2	100.0%	0-3	0.0%	2-4	50.0%	0-0	0.0%	4-9	44.4%	2					

### Alabama 66 • 4-0

#	Player		Total		3-Ptr		Rebounds			PF	TP	A	TO	Blk	Stl	Min
			FG-FGA	FG-FGA	FT-FTA	Off	Def	Tot								
20	Williams, Ashley	f	7-14	0-0	5-8	5	9	14	1	19	0	3	0	0	33	
23	Wade, Shaquera	f	2-5	0-1	1-3	4	7	11	3	5	4	2	1	1	31	
03	Lewis, Jordan	g	2-7	2-4	2-6	1	3	4	1	8	4	1	0	1	34	
11	Cook, Hannah	g	6-16	5-14	0-0	1	7	8	4	17	1	1	0	1	33	
15	Knight, Meoshonti	g	6-14	1-4	1-1	1	2	3	0	14	4	1	0	2	36	
00	Stennis, LaKyesha		0-3	0-1	0-0	2	0	2	0	0	0	0	0	0	3	
01	Bolton, Quanetria		0-5	0-0	0-0	2	0	2	2	0	0	1	0	0	11	
05	da Silva, Alana		1-2	1-2	0-0	0	0	0	0	3	1	1	0	1	9	
13	Knight, Coco		0-0	0-0	0-0	0	0	0	0	0	1	1	0	0	5	
25	Knight, Ashley		0-1	0-0	0-0	1	0	1	0	0	0	2	0	0	5	
Team						3	1	4								
Totals			24-67	9-26	9-18	20	29	49	11	66	15	13	1	6	200	
1st FG %:		6-15	40.0%	2nd: 2-18	11.1%	3rd: 8-19	42.1%	4th: 8-15	53.3%	Game: 24-67	35.8%	Deadball				
3FG %:		4-8	50.0%	1-7	14.3%	2-6	33.3%	2-5	40.0%	9-26	34.6%	Rebounds				
FT %:		2-4	50.0%	1-4	25.0%	3-6	50.0%	3-4	75.0%	9-18	50.0%	5				

Officials: Susan Blauch, Roy Gulbeyan, Troy Winders  
Technical fouls: Georgia Southern-None. Alabama-None.  
Attendance: 933

Score by periods	1st	2nd	3rd	4th	Total
Georgia Southern	15	10	13	10	48
Alabama	18	6	21	21	66

**TUSCALOOSA, Ala.** - Junior Ashley Williams recorded the 10th double-double of her career with 19 points and 14 rebounds to lead the Alabama women's basketball team to a 66-48 victory over Georgia Southern in Coleman Coliseum. With the win, the Crimson Tide moves to 4-0 on the season, while the loss drops the Eagles to 2-3 overall.

Joining Williams in double-figure points were fellow juniors Hannah Cook and Meoshonti Knight, who finished with 17 and 14, respectively. Sophomore Shaquera Wade tied her career high in rebounds with 11 and also added four assists, one block and a steal. Georgia Southern was led in scoring by senior Patrice Butler with 17 points. Junior Sierra Butler had a team-best nine boards for the Eagles.

Alabama struggled offensively in the first half, hitting only 24.2 percent (8-33) from the field, which allowed Georgia Southern to push ahead and lead by one, 25-24, at the half.

The Tide's veteran leaders made a statement coming out of the locker room and scored all 21 of Alabama's third quarter points, led by Meoshonti Knight, who finished the frame with eight points, hitting all of her attempts.

In the fourth, the Tide pulled away midway through the quarter, taking its first double-digit lead of the game following a jumper by Knight. Alabama went on to score nine of the final 11 points in the contest for the victory.

As a team, the Tide finished 24-67 from the floor, good for 35.8 percent, while the Eagles fared slightly better at 39.2 percent (20-51). Once again, Alabama won the battle of the boards, outrebounding Georgia Southern 49-32.

## 2016-17 NUMERICAL ROSTER

No.	Name	Pos.	Ht.	Cl.	Exp.	Hometown (Previous School)
0	LaKyesha Stennis	G	5-9	Jr.	TR	Lexington, Ky. (Southwest Tenn. CC)
1	Quanetria Bolton	F	6-0	Jr.	2L	Anniston, Ala. (Anniston HS)
2	Trista Magee	G	6-0	So.	1L	Ellisville, Miss. (Presbyterian Christian)
3	Jordan Lewis	G	5-7	Fr.	HS	Windermere, Fla. (Lake Highland Prep)
5	Alana da Silva	G	5-6	Jr.	TR	Sao Paulo, Brazil (New Mexico JC)
10	DaiJia Ruffin #	G	5-9	So.	TR	Louisville, Ky. (UT Martin)
11	Hannah Cook	G	6-0	Jr.	2L	Ozark, Mo. (Ozark HS)
13	Coco Knight	G	5-7	Jr.	TR	Bay Minette, Ala. (Shelton State CC)
15	Meoshonti Knight	G	5-8	Jr.	2L	Morgan City, La. (Central Catholic HS)
20	Ashley Williams	F	6-0	Jr.	2L	Covington, Ga. (Alcovy HS)
21	Taylor Berry	G	5-9	So.	1L	New Orleans, La. (Mount Carmel Academy)
23	Shaquera Wade	F	6-0	So.	1L	Huntsville, Ala. (Huntsville HS)
25	Ashley Knight	F	6-5	Fr.	HS	Austin, Texas (Lyndon B. Johnson HS)

# Must sit the 2016-17 season due to NCAA transfer rules

## 2016-17 PRONUNCIATION GUIDE

<b>Quanetria Bolton</b>	kwan-EE-tree-uh
<b>Alana da Silva</b>	uh-LAH-nuh
<b>Meoshonti Knight</b>	mee-oh-SHON-tee
<b>DaiJia Ruffin</b>	DAY-juh
<b>LaKyesha Stennis</b>	luh-KEE-shuh
<b>Shaquera Wade</b>	shuh-KEER-uh
<b>Shereka Wright</b>	sure-EE-kah
<b>Grant Fausset</b>	faucet





**KRISTY CURRY**

Head Coach

Fourth Season

NORTHEAST LOUISIANA, 1988

## COACHING HIGHLIGHTS

- **Nine NCAA Tournament appearances**
- **One NCAA Final Four**
- **Two NCAA Elite Eights**
- **Four NCAA Sweet 16s**
- **Four Women's National Invitation Tournament appearances**
- **Two Big Ten regular season titles**
- **Nine 20-win seasons**

## CAREER HISTORY AND RESULTS

### UNIVERSITY OF ALABAMA, HEAD COACH, 2013-PRESENT

Year	Record	Pct.	SEC Record	Pct.	Postseason/Honors
2013-14	14-16	.467	7-9	.438	
2014-15	13-19	.406	2-14	.125	
2015-16	15-16	.484	4-12	.250	WNIT First Round
2016-17	4-0	1.00	0-0	.000	
<b>Total (4)</b>	<b>46-51</b>	<b>.474</b>	<b>13-35</b>	<b>.271</b>	

### TEXAS TECH UNIVERSITY, HEAD COACH, 2006-13

Year	Record	Pct.	Big 12 Record	Pct.	Postseason/Honors
2006-07	15-16	.484	6-10	.375	
2007-08	17-16	.515	4-12	.250	WNIT Third Round
2008-09	16-15	.516	6-10	.375	
2009-10	18-15	.545	5-11	.313	WNIT Second Round
2010-11	22-11	.667	8-8	.500	NCAA First Round
2011-12	21-14	.600	6-12	.333	WNIT Third Round
2012-13	21-11	.656	11-7	.611	NCAA First Round
<b>Total (7)</b>	<b>130-98</b>	<b>.570</b>	<b>46-70</b>	<b>.397</b>	

### PURDUE UNIVERSITY, HEAD COACH, 1999-2006

Year	Record	Pct.	Big Ten Record	Pct.	Postseason/Honors
1999-2000	23-8	.742	11-5	.688	NCAA Second Round
2000-01	31-7	.816	14-2	.875	NCAA Runner Up
2001-02	24-6	.800	13-3	.813	NCAA Second Round
2002-03	29-6	.829	12-4	.750	NCAA Elite Eight
2003-04	29-4	.879	14-2	.875	NCAA Sweet 16
2004-05	17-13	.567	9-7	.563	NCAA Second Round
2005-06	26-7	.788	13-3	.813	NCAA Sweet 16
<b>Total (7)</b>	<b>179-51</b>	<b>.778</b>	<b>86-26</b>	<b>.768</b>	

**CAREER (18)**    **355-200**    **.640**    **145-131**    **.525**

## ON THE BENCH



### KELLY CURRY

Assistant Coach, Fourth Season

Kelly Curry is in his fourth season with the Crimson Tide women's basketball team, working primarily with the perimeter players, while also handling scheduling, recruiting and scouting.



### BROOKS WILLIAMS

Assistant Coach, First Season

Brooks Williams joined the UA staff on April 7, 2016 after nine years as head coach at McNeese State. She was the 2011 Southland Conference Coach of the Year and is the Cowgirls' all-time winningest coach with 161 victories. Williams teams with Curry to coach the perimeters and also scouts.



### SHEREKA WRIGHT

Assistant Coach, Fourth Season


Shereka Wright, former collegiate standout at Purdue and member of the WNBA, is in her fourth season at Alabama as assistant coach and recruiting coordinator. Wright works primarily with the post players and also assists with scouting.



### GRANT FAUSSET

Operations, Fourth Season

Grant Fausset is in his fourth year at Alabama coordinating all travel, serving as the team liaison within athletics; coordinating logistics for all official and unofficial visits.



### BRIAN JOHNSON

Video, First Season

Brian Johnson joined the Alabama women's basketball staff as Coordinator of Player Development, Recruiting and Video Operations on May 10, 2016, after serving as a manager for Tennessee for four years.



### TERRY JONES

Strength and Conditioning, 29th Season

Terry Jones, Sr. enters his second stint as strength and conditioning coach for the women's basketball team and has been a member of the Crimson Tide staff for 29 years. In 2003, he was certified as a Master Strength & Conditioning Coach.



### MALLORI CROCKETT

Athletic Trainer, Fourth Season

Mallori Crockett is in her fourth season as athletic trainer for the women's basketball team. She also oversees the graduate assistant athletic trainer working with volleyball.

## ALABAMA WOMEN'S BASKETBALL NOTES

### VETERAN LEADERS PROPEL TIDE TO WIN OVER GEORGIA SOUTHERN

Alabama trailed for the first time at the half this season in its game against Georgia Southern on Nov. 22. The Crimson Tide's veteran leaders made a statement coming out of the locker room and scored all 21 of Alabama's third quarter points, led by junior Meoshonti Knight, who finished the frame with eight points, hitting all of her attempts. For the game, UA's juniors scored 53 of its 66 points.

### BALANCED OFFENSE

One of Coach Curry's team goals for the season is to have at least four in double-figure points each outing. The Crimson Tide surpassed that goal in three of its four games this season as five recorded 10 or more points. Alabama was just shy in its game against Georgia Southern as three finished in double figures and one had eight.

### ALABAMA DOMINATING POINTS IN THE PAINT

Through four games, Alabama has outscored its opponents 168-50 in points in the paint. That averages out to 29.5 more points in the paint (42.0-12.5) for the Crimson Tide per game than the opposition.

### CRIMSON TIDE RANKED IN THE TOP 10 NATIONALLY/TOP 3 IN THE SEC IN SEVEN CATEGORIES

Through games played on Nov. 25, Alabama ranks in the top 10 nationally and the top three in the Southeastern Conference in seven different categories.

Category	NCAA Rank	SEC Rank	Value
Scoring Defense	2	1	46.0
Scoring Margin	6	2	+33.8
Rebounds Per Game	7	1	50.25
Defensive Rebounds Per Game	3	1	35
Field Goal Percentage Defense	6	1	29.7
Fewest Fouls	10	2	52
Personal Fouls Per Game	10	3	13.0

### LEWIS EARNS SEC FRESHMAN OF THE WEEK HONORS

After a pair of solid all-around performances in her first two games in a Crimson Tide uniform, Jordan Lewis was named the Southeastern Conference Freshman of the Week by the league office on Nov. 15.

The Windermere, Fla., native earned the starting point guard position for Alabama and was extremely successful in running the offense. Not only had she been productive herself, but she has also helped UA with its balance early on as the team has had five finish in double figures each time out.

Lewis averaged 16.0 points, 7.5 rebounds, 3.0 assists and 3.0 steals per game. In her Tide debut, she just missed out on a double-double as she recorded 11 points and eight rebounds in addition to four assists and four steals. Her eight rebounds and four assists were also game highs.

Lewis backed that performance up with an even better one as she led all scorers with 21 points, hitting 66.7 percent from the floor, against Mississippi Valley State.

She was the only freshman in the SEC to rank in the top 25 in scoring with her 16.0 point-per-game average, good for 14th place in the league. Lewis was also the only freshman to be ranked in rebounding (12th), field goal percentage (seventh) and minutes played (30th).

### FAB FROSH

Alabama's freshmen, Ashley Knight and Jordan Lewis, have made an immediate impact in the Tide's lineup. Lewis, who has started at point guard, leads the team in assists (3.8 apg) is tied for the team lead in scoring (13.0 ppg) and is third in rebounding (6.5 rpg). Knight, the 6-5 post, averages 8.0 points per game and 5.0 rebounds per game and leads the team in blocks with 2.0 per game.

### GETTING TO THE LINE

Alabama finished the 2015-16 season ranked 73rd in the nation in free throw attempts (615) and 77th in free throws made (430) while averaging 69.9 percent made per game. The Crimson Tide is off to another strong start getting to the line a total of 103 times (29 vs. New Orleans, 36 vs. Mississippi Valley State, 20 vs. Lipscomb and 18 vs. Georgia Southern). Alabama ranks 66nd nationally and fifth in the SEC in free throw attempts.

## QUICK FACTS

### UNIVERSITY

Location	Tuscaloosa, Ala.
Founded	April 12, 1831
Enrollment	37,655
Conference	Southeastern
Colors	Crimson and White
Nickname	Crimson Tide
President	Dr. Stuart Bell
Athletic Director	Bill Battle
Faculty Athletics Representative	Dr. James King
Arena	Foster Auditorium (3,800)

### COACHING STAFF

Head Coach	Kristy Curry
Alma Mater	Northeast Louisiana, 1988
Record at Alabama	46-51 (Third Season)
SEC Record	13-35 (Third Season)
Career Record	355-200 (17th Season)
Assistant Coach	Kelly Curry
Assistant Coach	Shereka Wright
Director of Operations/Video	Grant Fausset
Strength and Conditioning	Terry Jones
Athletic Trainer	Mallori Crockett

### TEAM INFORMATION

2015-16 Record	15-16
2015-16 SEC Record/Finish	4-12/12th
2015-16 H/A/N Record	13-4/0-11/2-1
Starters Returning/Lost	4/2
Letterwinners Returning/Lost	7/6
Newcomers	6

### PROGRAM HISTORY

All-Time Record	704-549 (.562)/42 Seasons
SEC Record	147-278 (.346)
Overall Home Record	351-169 (.675)
Coleman Coliseum Record	280-126 (.690)
Foster Auditorium Record	71-43 (.623)
First Season	1974-75
SEC Tournament Record	25-36 (.409)
NCAA Appearances	10 (1984, 88, 92, 93, 94, 95, 96, 97, 98, 99)
NCAA Record	16-10 (.615)
WNIT Appearances	5 (2000, 01, 02, 11, 16)
WNIT Record	5-5 (.500)

### ATHLETICS COMMUNICATIONS

Basketball Contact	Jessica Paré
Office	205-348-6084
Cell	205-394-5985
E-mail	jpare@ia.ua.edu
Fax	205-348-8841
Website	www.RollTide.com
Mailing Address	1201 Coliseum Drive Room 170 Tuscaloosa, AL 35487

## TIDE SIGNS ARIYAH COPELAND TO 2017 CLASS

Ariyah Copeland, one of the top-rated post prospects of the 2017 class, has signed with Coach Kristy Curry and the Alabama women's basketball program.

"Ariyah is one of the top 2017 post players in the country and will be a great addition to our front court," said Curry. "She is a legitimate interior scoring threat that can face up and hit the mid-range jumper or score with her back to the basket. Ariyah will bring a physical presence on both ends of the floor."

Copeland, the 6-3 4/5 post from Columbus, Ga., is rated No. 50 overall by Prospects Nation and No. 72 overall by All Star Girls Report. Prospects Nation also has her as the No. 7 post, while HoopGurlz espnW ranks Copeland No. 14 at her position.

As a junior, Copeland averaged 15.0 points, 11.0 rebounds, 2.5 blocks and 1.7 assists per game for Columbus High School. She helped lead the Blue Devils to the 2016 AAAAA quarterfinals after winning the region 1-5A championship, where she had 17 points.

Copeland was named honorable mention all-state by the Atlanta Journal Constitution at the conclusion of last season and was also named to the Ledger-Enquirer All-Bi-City Team. She was awarded MVP honors at the 2016 All-Star Game, featuring players from Harris and Muscogee counties, and was selected to participate in the 2016 Valley All-Star Underclassmen Game.

## #CATCHUSATCOLEMAN

On May 31, Alabama women's basketball announced it would be returning to Coleman Coliseum starting with the 2016-17 season. The Crimson Tide has played primarily at Foster Auditorium following the building's renovation in 2011.

The women's basketball team split time between Foster Auditorium and Coleman Coliseum from 1974-81, until permanently moving to Coleman from 1981-2011. The Crimson Tide reopened Foster with its game against Florida on Feb. 13, 2011, following an extensive renovation of the building. Since then, women's basketball has played all but four of its home games, which includes two season-opening doubleheaders with men's basketball and a pair of 5th Grade Fastbreak games, at Foster Auditorium.

## CURRY RECEIVES CONTRACT EXTENSION

Head Coach Kristy Curry received a contract extension prior to the 2016-17 season, keeping her on as head coach of the Crimson Tide women's basketball team through 2020.

Each season under Curry has produced significant wins, beginning in 2014 when her team won seven Southeastern Conference games marking the most since the 2001-02 season. Included in those wins was the first in Lexington against Kentucky since 2002, the first against Georgia since 2004, snapping a 23-game losing streak to the Lady Bulldogs, and the first in program history at Vanderbilt's Memorial Gym. In 2014-15, the Tide reached double-digit wins in non-conference play for the first time since 2010, which included a victory over 12th-ranked Nebraska.

Perhaps the most significant win, however, was the 54-46 victory over Tennessee on Feb. 25, 2016. It was the first in the series for the Tide since 1984, ending a 42-game losing streak to the Lady Volunteers, and the first victory in the series in program history in Tuscaloosa. Later that year, Alabama also made it back to the postseason after having been out the five previous seasons.

## CLASSROOM CHAMPION: NENE BOLTON

Heading into her junior season, NeNe Bolton has been a key to Alabama women's basketball's quest to return to the elite level both at the Southeastern Conference and national level. She has also been an important part of the Crimson Tide's ongoing mission of being dominant in the classroom.

"Coach (Kristy) Curry and the staff really emphasize that we are student-athletes and that the student part of that comes first," Bolton said. "They keep us focused on academics and let us know that what we do in the classroom is first and foremost."

That emphasis on academics paid dividends when Bolton earned a summer grade point average of 3.468, helping pace the women's basketball team to an outstanding 3.58 team GPA for the summer.

## SPECIALTY STATS

Opponent	Pts off				
	Paint	T/O	2ndCh	FastB	Bench
ALABAMA	48	25	20	18	16
New Orleans	16	12	16	0	10
ALABAMA	46	34	13	14	32
Mississippi Valley St.	12	12	6	4	4
ALABAMA	48	23	7	22	30
Lipscomb	6	11	2	0	20
ALABAMA	26	13	13	10	3
Georgia Southern	16	6	2	5	4
ALABAMA					
Alabama A&M					
ALABAMA					
Alcorn State					
ALABAMA					
Kansas					
ALABAMA					
at Georgetown					
ALABAMA					
Georgia State					
ALABAMA					
Georgia Tech					
ALABAMA					
vs. McNeese State					
ALABAMA					
vs. UTEP					
ALABAMA					
Florida A&M					
ALABAMA					
at South Carolina					
ALABAMA					
Ole Miss					
ALABAMA					
at Missouri					
ALABAMA					
Kentucky					
ALABAMA					
Arkansas					
ALABAMA					
Mississippi State					
ALABAMA					
at Ole Miss					
ALABAMA					
at Vanderbilt					
ALABAMA					
Auburn					
ALABAMA					
at LSU					
ALABAMA					
at Texas A&M					
ALABAMA					
Florida					
ALABAMA					
Tennessee					
ALABAMA					
at Auburn					
ALABAMA					
at Georgia					
ALABAMA					
Missouri					
ALABAMA Totals	168	95	53	64	81
Average/Game	42.0	23.8	13.3	16.0	20.3
Opponent Totals	50	41	26	9	38
Average/Game	12.5	10.3	6.5	2.3	9.5

Among the women's basketball players who attended classes this summer, all 11 posted better than a 3.0 GPA including Taylor Berry and Jordan Lewis who both hold career GPAs of 4.0. In addition to those two carrying a career 4.0, Trista Magee earned a 4.0, all A-pluses, for the summer.

#### FANS EXCITED ABOUT WOMEN'S BASKETBALL

Season ticket sales have increased over 50 percent since Kristy Curry took over at the Capstone. Each season a new single-game attendance record has been set, with the most recent coming on Sunday, Jan. 17, when 3,732 were on hand for the Crimson Tide's win over Georgia. That number also ranks 13th among all Alabama women's basketball attendance figures, which includes games at Coleman Coliseum. Alabama's average attendance has continued to grow and is up an average of 1,506 per game since Curry's arrival (1,145 in 2012-13; 1,992 in 2013-14; 2,550 in 2014-15; 2,651 in 2015-16).

## RANKINGS

### TEAM

Category	NCAA	SEC	Value
Assist Turnover Ratio	67	6	1.05
Assists	183	14	58
Assists Per Game	120	10	14.5
Blocked Shots	118	7	18
Block Shots Per Game	82	3	4.5
Defensive Rebounds Per Game	3	1	35
Fewest Fouls	10	2	52
Fewest Turnovers	38	3	55
Field Goal Percentage	47	6	45.2
Field Goal Percentage Defense	6	1	29.7
Free Throw Attempts	66	5	103
Free Throws Made	113	10	63
Free Throw Percentage	284	13	61.2
Personal Fouls Per Game	10	3	13.0
Rebounding Margin	14	2	14.5
Rebounds	111	7	201
Rebounds Per Game	7	1	50.25
Scoring Defense	2	1	46.0
Scoring Margin	6	2	33.8
Scoring Offense	39	4	79.8
Steals	134	9	40
Steals Per Game	78	5	10.0
Three-Point Field Goal Defense	29	4	23.6
Three-Point Field Goals Made	223	10	22
Three-Point Field Goals Per Game	186	7	5.5
Three-Point Field Goal Percentage	163	9	31.4
Turnover Margin	51	5	5.50
Turnovers Forced	92	6	19.25
Turnovers Per Game	43	5	13.8

### INDIVIDUAL

Category	Name	NCAA	SEC	Value
Assist Turnover Ratio	J. Lewis	96	8	2.14
Assists Per Game	J. Lewis	193	11	3.8
Block Shots	A. Knight	86	4	8
Blocked Shots Per Game	A. Knight	61	3	2.00
	Q. Bolton	108	4	1.67
Field Goal Percentage	J. Lewis	109	7	52.6
Free Throw Attempts	M. Knight	123	11	25



## STARTING LINEUPS

OPPONENT	RESULT	POINT GUARD	GUARD	GUARD	FORWARD	FORWARD
New Orleans	W, 78-57	Jordan Lewis	Meo Knight	Hannah Cook	Shaquera Wade	Ashley Williams
Mississippi Valley State	W, 93-44	Jordan Lewis	Meo Knight	Hannah Cook	Shaquera Wade	Ashley Williams
Lipscomb	W, 82-35	Jordan Lewis	Meo Knight	Hannah Cook	Shaquera Wade	Ashley Williams
Georgia Southern	W, 66-48	Jordan Lewis	Meo Knight	Hannah Cook	Shaquera Wade	Ashley Williams

## ALABAMA RECORD WHEN ...

At home .....	4-0	40% or better on 3PT .....	1-0
On the road .....		Less than 40% on 3PT .....	3-0
At neutral sites .....			
In SEC games .....		More turnovers than opp. ....	
SEC home games .....		Less turnovers than opp. ....	4-0
SEC road games .....		Same turnovers as opp. ....	
In non-conference games .....	4-0		
In overtime .....		Scoring 80 or more points .....	2-0
		Scoring 70-79 points .....	1-0
In games decided by		Scoring 60-69 points .....	1-0
5 points or less .....		Scoring 50-59 points .....	
6-10 points .....		Scoring less than 50 points .....	
11 points or more .....	4-0		
		Allowing 80 or more points .....	
Leading at the half .....	3-0	Allowing 70-79 points .....	
Trailing at the half .....	1-0	Allowing 60-69 points .....	
Tied at the half .....		Allowing 50-59 points .....	1-0
		Allowing less than 50 points .....	3-0
Shooting 40% or better .....	3-0		
Shooting less than 40% .....	1-0	On Sunday .....	
Opp. better than 40% .....		On Monday .....	1-0
Opp. 40% or less .....	4-0	On Tuesday .....	1-0
Shooting better than opp. ....	3-0	On Wednesday .....	
Shooting worse than opp. ....	1-0	On Thursday .....	1-0
		On Friday .....	1-0
Outrebounding opp. ....	4-0	On Saturday .....	
Opp. outrebounds UA.....			
Rebounds are tied .....		In November .....	4-0
		In December .....	
70% or better on FT .....	1-0	In January .....	
70% or less on FT .....	3-0	In February .....	
More FT att. than opp. ....	4-0	In March .....	
Less FT att. than opp. ....			
Same FT att. as opp. ....			

## PLAYER GAME-BY-GAME (POINTS - REBOUNDS - ASSISTS)

OPPONENT	0 STENNIS	1 BOLTON	2 MAGEE	3 LEWIS	5 DA SILVA	11 COOK	13 C. KNIGHT	15 M. KNIGHT	20 WILLIAMS	21 BERRY	23 WADE	25 A. KNIGHT
New Orleans	0-1-0	INJ	INJ	11-8-4	0-1-0	7-3-2	4-4-0	18-4-4	10-6-0	0-0-0	16-3-1	12-7-0
Mississippi Valley State	0-0-0	10-5-1	INJ	21-7-2	8-2-2	11-3-2	2-5-3	8-7-2	6-6-2	0-0-0	15-11-3	12-6-0
Lipscomb	0-0-0	6-7-1	INJ	12-7-5	2-4-3	13-8-4	11-1-0	12-6-1	5-8-0	3-0-0	10-4-1	8-6-0
Georgia Southern	0-2-0	0-2-0	INJ	7-4-4	3-0-1	17-8-1	0-0-1	14-3-4	19-14-0	DNP	6-11-4	0-1-0

## POINT PRODUCTION

OPPONENT	BACK COURT	FRONT COURT	STARTERS	RESERVES	SENIORS	JUNIORS	SOPHOMORES	FRESHMEN
New Orleans	40	38	62	16	0	39	16	23
Mississippi Valley State	50	43	61	32	0	45	15	33
Lipscomb	53	29	52	30	0	49	13	20
Georgia Southern	41	25	63	3	0	53	6	7
<b>TOTALS</b>	<b>184</b>	<b>135</b>	<b>238</b>	<b>81</b>	<b>0</b>	<b>186</b>	<b>50</b>	<b>83</b>

## GAME-BY-GAME HIGHS

OPPONENT	RESULT	POINTS	REBOUNDS	ASSISTS	STEALS	BLOCKS
New Orleans	W, 78-57	18, M. Knight	8, Lewis	4, M. Knight 4, Lewis	5, M. Knight	1, A. Knight
Mississippi Valley State	W, 93-44	21, Lewis	11, Wade	3, C. Knight 3, Wade	2, Cook 2, A. Knight 2, Lewis 2, Wade	5, Bolton
Lipscomb	W, 82-35	13, Cook	8, Williams	5, Lewis	3, Wade	3, A. Knight
Georgia Southern	W, 66-48	19, Williams	14, Williams	4, M. Knight 4, Lewis 4, Wade	2, M. Knight	1, Wade



0

5-9 • Junior

Guard

**LaKYESHA STENNIS**

Lexington, Ky. (Southwest Tennessee CC)

**CAREER HIGHS**

Points

Rebounds 2 vs. Georgia Southern (11/22/16)

FG Made

FG Att. 3 vs. Georgia Southern (11/22/16)

3PT FG Made

3PT FG Att. 2 vs. New Orleans (11/11/16)

FT Made

FT Att.

Assists

Steals

Blocks

Minutes 10 vs. New Orleans (11/11/16)

**SEC HIGHS**

Points

Rebounds

FG Made

FG Att.

3PT FG Made

3PT FG Att.

FT Made

FT Att.

Assists

Steals

Blocks

Minutes

**2016-17 SEASON HIGHS**

Points

Rebounds 2 vs. Georgia Southern (11/22)

FG Made

FG Att. 3 vs. Georgia Southern (11/22)

3PT FG Made

3PT FG Att. 2 vs. New Orleans (11/11)

FT Made

FT Att.

Assists

Steals

Blocks

Minutes 10 vs. New Orleans (11/11)

**2016-17 NOTES:****New Orleans (11/11):** Played 10 minutes of reserve action off the bench and collected one rebound.**Georgia Southern (11/22):** Collected a season-best two boards in the win.**2016-17 GAME-BY-GAME STATS**

OPPONENT	DATE	GS	MIN	FG	FGA	PCT	3FG	FGA	PCT	FT	FTA	PCT	OFF	DEF	TOT	AVG	PF	A	TO	BLK	STL	PTS	AVG
New Orleans	11/11	10	0	2	.000	0	2	.000	0	0	.000	0	1	1	1.0	0	0	0	0	0	0	0.0	
Miss. Valley St.	11/14	6	0	0	.000	0	0	.000	0	0	.000	0	0	0	0.5	1	0	0	0	0	0	0.0	
Lipscomb	11/17	3	0	2	.000	0	1	.000	0	0	.000	0	0	0	0.3	0	0	0	0	0	0	0.0	
Ga. Southern	11/22	3	0	3	.000	0	1	.000	0	0	.000	2	0	2	0.8	0	0	0	0	0	0	0.0	

Miscellaneous Stats	2016-17	Career	Miscellaneous Stats	2016-17	Career
Games Started	—	—	Led UA in Scoring	—	—
Double Figure Points	—	—	Led UA in Rebounding	—	—
Double Figure Rebounds	—	—	Led UA in Assists	—	—
Double-Doubles	—	—	Led UA in Steals	—	—
20-plus Points	—	—	Led UA in Blocks	—	—

**CAREER STATS**

Year	GP	GS	Min	Avg	FG	FGA	Pct	3FG	3FGA	Pct	FT	FTA	Pct	Off	Def	Tot	Avg	PF	FO	A	TO	Blk	Stl	Pts	Avg
2016-17	4	0	22	5.5	0	7	.000	0	4	.000	0	0	.000	2	1	3	0.8	1	0	0	0	0	0	0.0	







6-0 • Sophomore

Guard

TRISTA MAGEE

Ellisville, Miss. (Presbyterian Christian)

CAREER HIGHS

Points	9 at UT Martin (12/2/15)
Rebounds	4 vs. Georgia State (11/24/15)
FG Made	3 - 2X, last at Georgia Tech (12/18/15)
FG Att.	7 - 2X, last at Georgia Tech (12/18/15)
3PT FG Made	3 at UT Martin (12/2/15)
3PT FG Att.	5 - 2X, last at Georgia Tech (12/18/15)
FT Made	2 - 3X, last vs. LSU (1/3/16)
FT Att.	2 - 3X, last vs. LSU (1/3/16)
Assists	1 - 6X, last vs. Georgia (1/17/16)
Steals	2 - 3X, last at Auburn (1/14/16)
Blocks	1 at Tennessee (1/31/16)
Minutes	23 vs. Alcorn State (12/6/15)

SEC HIGHS

Points	2 vs. LSU (1/3/16)
Rebounds	2 vs. Texas A&M (1/28/16)
FG Made	
FG Att.	3 - 2X, last at Auburn (1/14/16)
3PT FG Made	
3PT FG Att.	3 - 2X, last at Auburn (1/14/16)
FT Made	2 vs. LSU (1/3/16)
FT Att.	2 vs. LSU (1/3/16)
Assists	1 - 3X, last vs. Georgia (1/17/16)
Steals	2 at Auburn (1/14/16)
Blocks	1 at Tennessee (1/31/16)
Minutes	13 - 2X, last at Auburn (1/14/16)

2016-17 SEASON HIGHS

Points	
Rebounds	
FG Made	
FG Att.	
3PT FG Made	
3PT FG Att.	
FT Made	
FT Att.	
Assists	
Steals	
Blocks	
Minutes	

2016-17 NOTES

Has not played during the 2016-17 season.

2016-17 GAME-BY-GAME STATS

OPPONENT	DATE	GS	MIN	FG	FGA	PCT	3FG	FGA	PCT	FT	FTA	PCT	OFF	DEF	TOT	AVG	PF	A	TO	BLK	STL	PTS	AVG
New Orleans	11/11	DNP																					
Miss. Valley St.	11/14	DNP																					
Lipscomb	11/17	DNP																					
Ga. Southern	11/22	DNP																					

Miscellaneous Stats	2016-17	Career	Miscellaneous Stats	2016-17	Career
Games Started	—	—	Led UA in Scoring	—	—
Double Figure Points	—	—	Led UA in Rebounding	—	—
Double Figure Rebounds	—	—	Led UA in Assists	—	—
Double-Doubles	—	—	Led UA in Steals	—	1
20-plus Points	—	—	Led UA in Blocks	—	—

CAREER STATS

Year	GP	GS	Min	Avg	FG	FGA	Pct	3FG	3FGA	Pct	FT	FTA	Pct	Off	Def	Tot	Avg	PF	FO	A	TO	Blk	Stl	Pts	Avg
2015-16	19	0	261	13.7	11	48	.229	10	39	.256	6	6	1.000	4	23	27	1.4	22	0	6	9	1	8	38	2.0



3

5-7 • Freshman

Guard

JORDAN LEWIS

Windermere, Fla. (Lake Highland Prep)

CAREER HIGHS

Points	21 vs. Miss. Valley State (11/14/16)
Rebounds	8 vs. New Orleans (11/11/16)
FG Made	8 vs. Miss. Valley State (11/14/16)
FG Att.	12 vs. Miss. Valley State (11/14/16)
3PT FG Made	2 - 2X, last vs. Ga. Southern (11/22/16)
3PT FG Att.	4 vs. Ga. Southern (11/22/16)
FT Made	3 vs. Miss. Valley State (11/14/16)
FT Att.	7 vs. Miss. Valley State (11/14/16)
Assists	5 vs. Lipscomb (11/17/16)
Steals	4 vs. New Orleans (11/11/16)
Blocks	
Minutes	34 vs. Ga. Southern (11/22/16)

SEC HIGHS

Points	
Rebounds	
FG Made	
FG Att.	
3PT FG Made	
3PT FG Att.	
FT Made	
FT Att.	
Assists	
Steals	
Blocks	
Minutes	

2016-17 SEASON HIGHS

Points	21 vs. Miss. Valley State (11/14)
Rebounds	8 vs. New Orleans (11/11)
FG Made	8 vs. Miss. Valley State (11/14)
FG Att.	12 vs. Miss. Valley State (11/14)
3PT FG Made	2 - 2X, last vs. Ga. Southern (11/22)
3PT FG Att.	4 vs. Ga. Southern (11/22)
FT Made	3 vs. Miss. Valley State (11/14)
FT Att.	7 vs. Miss. Valley State (11/14)
Assists	5 vs. Lipscomb (11/17)
Steals	4 vs. New Orleans (11/11)
Blocks	
Minutes	34 vs. Ga. Southern (11/22)

2016-17 AWARDS

- SEC Freshman of the Week (Nov. 15)

2016-17 NOTES

**New Orleans (11/11):** Started at point guard in her Crimson Tide debut where she finished with 11 points, eight rebounds, four assists, both of which were game highs, and four steals. **Mississippi Valley State (11/14):** Led the game in scoring with 21 points in addition to seven rebounds, two assists and two steals. **Lipscomb (11/17):** Added 12 points, seven rebounds, a season-best five assists and one steal. **Georgia Southern (11/22):** Chipped in seven points, four rebounds, a game-high four assists and a steal.

2016-17 GAME-BY-GAME STATS

OPPONENT	DATE	GS	MIN	FG	FGA	PCT	3FG	FGA	PCT	FT	FTA	PCT	OFF	DEF	TOT	AVG	PF	A	TO	BLK	STL	PTS	AVG
New Orleans	11/11	*	32	5	11	.455	1	3	.333	0	2	.000	1	7	8	8.0	3	4	4	0	4	11	11.0
Miss. Valley St.	11/14	*	28	8	12	.667	2	3	.667	3	7	.429	3	4	7	7.5	2	2	2	0	2	21	16.0
Lipscomb	11/17	*	28	5	8	.625	0	1	.000	2	3	.667	3	4	7	7.3	0	5	0	0	1	12	14.7
Ga. Southern	11/22	*	34	2	7	.286	2	4	.500	2	6	.333	1	3	4	6.5	1	4	1	0	1	8	13.0

Miscellaneous Stats	2016-17	Career	Miscellaneous Stats	2016-17	Career
Games Started	4	4	Led UA in Scoring	1	1
Double Figure Points	3	3	Led UA in Rebounding	1	1
Double Figure Rebounds	--	--	Led UA in Assists	3	3
Double-Doubles	--	--	Led UA in Steals	1	1
20-plus Points	1	1	Led UA in Blocks	--	--

CAREER STATS																									
Year	GP	GS	Min	Avg	FG	FGA	Pct	3FG	3FGA	Pct	FT	FTA	Pct	Off	Def	Tot	Avg	PF	FO	A	TO	Blk	Stl	Pts	Avg
2016-17	4	4	122	30.5	20	38	.526	5	11	.455	7	18	.389	8	18	26	6.5	6	0	15	7	0	8	52	13.0



5

5-6 • Junior

Guard

**ALANA DA SILVA**

Sao Paulo, Brazil (New Mexico JC)

#### CAREER HIGHS

Points	8 vs. Miss. Valley State (11/14/16)
Rebounds	4 vs. Lipscomb (11/17/16)
FG Made	3 vs. Miss. Valley State (11/14/16)
FG Att.	5 vs. Miss. Valley State (11/14/16)
3PT FG Made	1 - 2X, last vs. Ga. Southern (11/22/16)
3PT FG Att.	2 - 2X, last vs. Ga. Southern (11/22/16)
FT Made	1 vs. Miss. Valley State (11/14/16)
FT Att.	2 - 2X, last vs. Miss. Valley State (11/14/16)
Assists	3 vs. Lipscomb (11/17/16)
Steals	1 - 3X, last vs. Ga. Southern (11/22/16)
Blocks	
Minutes	14 vs. Miss. Valley State (11/14/16)

#### SEC HIGHS

Points	
Rebounds	
FG Made	
FG Att.	
3PT FG Made	
3PT FG Att.	
FT Made	
FT Att.	
Assists	
Steals	
Blocks	
Minutes	

#### 2016-17 SEASON HIGHS

Points	8 vs. Miss. Valley State (11/14)
Rebounds	4 vs. Lipscomb (11/17)
FG Made	3 vs. Miss. Valley State (11/14)
FG Att.	5 vs. Miss. Valley State (11/14)
3PT FG Made	1 - 2X, last vs. Ga. Southern (11/22)
3PT FG Att.	2 - 2X, last vs. Ga. Southern (11/22)
FT Made	1 vs. Miss. Valley State (11/14)
FT Att.	2 - 2X, last vs. Miss. Valley State (11/14)
Assists	3 vs. Lipscomb (11/17)
Steals	1 - 3X, last vs. Ga. Southern (11/22)
Blocks	
Minutes	14 vs. Miss. Valley State (11/14)

#### 2016-17 NOTES

**New Orleans (11/11):** Played nine minutes in the season opener and collected one rebound. **Mississippi Valley State (11/14):** Had eight points, two rebounds, two assists and a steal. **Lipscomb (11/17):** Collected two points, four rebounds, three assists and a steal. **Georgia Southern (11/22):** Scored the only points off the bench for the Tide with three ... also added one assist and a steal.

#### 2016-17 GAME-BY-GAME STATS

OPPONENT	DATE	GS	MIN	FG	FGA	PCT	3FG	FGA	PCT	FT	FTA	PCT	OFF	DEF	TOT	AVG	PF	A	TO	BLK	STL	PTS	AVG
New Orleans	11/11	9	0	2	.000	0	1	.000	0	2	.000	0	1	1	1.0	0	0	0	0	0	0	0.0	
Miss. Valley St.	11/14	14	3	5	.600	1	2	.500	1	2	.500	0	2	2	1.5	1	2	4	0	1	8	4.0	
Lipscomb	11/17	12	1	2	.500	0	1	.000	0	0	.000	0	4	4	2.3	0	3	1	0	1	2	3.3	
Ga. Southern	11/22	9	1	2	.500	1	2	.500	0	0	.000	0	0	0	1.8	0	1	1	0	1	3	3.3	

Miscellaneous Stats	2016-17	Career	Miscellaneous Stats	2016-17	Career
Games Started	—	—	Led UA in Scoring	—	—
Double Figure Points	—	—	Led UA in Rebounding	—	—
Double Figure Rebounds	—	—	Led UA in Assists	—	—
Double-Doubles	—	—	Led UA in Steals	—	—
20-plus Points	—	—	Led UA in Blocks	—	—

#### CAREER STATS

Year	GP	GS	Min	Avg	FG	FGA	Pct	3FG	3FGA	Pct	FT	FTA	Pct	Off	Def	Tot	Avg	PF	FO	A	TO	Blk	Stl	Pts	Avg
2016-17	4	0	44	11.0	5	11	.455	2	6	.333	1	4	.250	0	7	7	1.8	1	0	6	6	0	3	13	3.3





11

6-0 • Junior

Guard

## HANNAH COOK

Ozark, Mo. (Ozark HS)

## CAREER HIGHS

Points	24 - 2X, last at Arkansas (2/18/16)
Rebounds	15 vs. Middle Tennessee (11/27/15)
FG Made	8 at UT Martin (12/2/15)
FG Att.	19 vs. Duke (11/16/14)
3PT FG Made	6 vs. Georgetown (12/12/15)
3PT FG Att.	14 vs. Ga. Southern (11/22/16)
FT Made	6 vs. Lipscomb (12/28/15)
FT Att.	8 - 3X, last vs. Tennessee (2/25/16)
Assists	6 at Arkansas (2/18/16)
Steals	4 - 3X, last at Arkansas (2/18/16)
Blocks	1 - 10X, last at Arkansas (2/18/16)
Minutes	37 - 4X, last at Arkansas (2/18/16)

## SEC HIGHS

Points	24 - 2X, last at Arkansas (2/18/16)
Rebounds	10 - 2X, last vs. Tennessee (2/25/16)
FG Made	7 - 2X, last at Arkansas (2/18/16)
FG Att.	14 vs. Kentucky (1/2/15)
3PT FG Made	5 - 2X, last at Auburn (1/14/16)
3PT FG Att.	10 - 2X, last at Auburn (1/14/16)
FT Made	6 at Arkansas (2/18/16)
FT Att.	8 - 2X, last vs. Tennessee (2/25/16)
Assists	3 at Missouri (2/11/16)
Steals	4 - 2X, last at Arkansas (2/18/16)
Blocks	1 - 5X, last at Arkansas (2/18/16)
Minutes	37 - 3X, last at Arkansas (2/18/16)

## 2016-17 SEASON HIGHS

Points	17 vs. Ga. Southern (11/22)
Rebounds	8 - 2X, last vs. Ga. Southern (11/22)
FG Made	6 vs. Ga. Southern (11/22)
FG Att.	16 vs. Ga. Southern (11/22)
3PT FG Made	5 vs. Ga. Southern (11/22)
3PT FG Att.	14 vs. Ga. Southern (11/22)
FT Made	
FT Att.	
Assists	4 vs. Lipscomb (11/17)
Steals	2 vs. Miss. Valley State (11/14)
Blocks	
Minutes	33 vs. Ga. Southern (11/22)

## 2016-17 NOTES

**New Orleans (11/11):** Recorded seven points, three rebounds, two assists and a steal in 21 minutes against the Privateers. **Mississippi Valley State (11/14):** Added 11 points, three rebounds, two assists and a pair of steals. **Lipscomb (11/17):** Led all scorers with 13 points in addition to eight rebounds, four assists and a steal. **Georgia Southern (11/22):** Had a season-high 17 points, 15 of which came from three-point range, eight rebounds, one assist and one steal.

## 2016-17 GAME-BY-GAME STATS

OPPONENT	DATE	GS	MIN	FG	FGA	PCT	3FG	3FGA	PCT	FT	FTA	PCT	OFF	DEF	TOT	AVG	PF	A	TO	BLK	STL	PTS	AVG
New Orleans	11/11	*	21	3	5	.600	1	2	.500	0	0	.000	2	1	3	3.0	2	2	2	0	1	7	7.0
Miss. Valley St.	11/14	*	28	4	9	.444	3	7	.429	0	0	.000	0	3	3	3.0	3	2	3	0	2	11	9.0
Lipscomb	11/17	*	25	5	11	.455	3	8	.375	0	0	.000	0	8	8	4.7	0	4	2	0	1	13	10.3
Ga. Southern	11/22	*	33	6	16	.375	5	14	.357	0	0	.000	1	7	8	5.5	4	1	1	0	1	17	12.0

Miscellaneous Stats	2016-17	Career
Games Started	4	60
Double Figure Points	3	36
Double Figure Rebounds	—	5
Double-Doubles	—	3
20-plus Points	—	5

Miscellaneous Stats	2016-17	Career
Led UA in Scoring	1	15
Led UA in Rebounding	1	15
Led UA in Assists	—	4
Led UA in Steals	1	15
Led UA in Blocks	—	2

## CAREER STATS

Year	GP	GS	Min	Avg	FG	FGA	Pct	3FG	3FGA	Pct	FT	FTA	Pct	Off	Def	Tot	Avg	PF	FO	A	TO	Blk	Stl	Pts	Avg
2014-15	32	25	819	25.6	93	285	.326	51	171	.298	44	71	.620	16	89	105	3.3	76	1	43	60	7	38	281	8.8
2015-16	31	31	925	29.8	117	310	.377	70	192	.365	68	93	.731	36	144	180	5.8	78	2	35	77	3	54	372	12.0
2016-17	4	4	107	26.8	18	41	.439	12	31	.387	0	0	.000	3	19	22	5.5	9	0	9	8	0	5	48	12.0
TOTAL	67	60	1851	27.6	228	636	.358	133	394	.338	112	164	.683	55	252	307	4.6	163	3	87	145	10	97	701	10.5



13

5-7 • Junior

Guard

**COCO KNIGHT**

Bay Minette, Ala. (Shelton State CC)

#### CAREER HIGHS

Points	11 vs. Lipscomb (11/17/16)
Rebounds	5 vs. Miss. Valley State (11/14/16)
FG Made	5 vs. Lipscomb (11/17/16)
FG Att.	10 vs. Lipscomb (11/17/16)
3PT FG Made	
3PT FG Att.	
FT Made	2 - 2X, last vs. Miss. Valley State (11/14/16)
FT Att.	3 vs. New Orleans (11/11/16)
Assists	3 vs. Miss. Valley State (11/14/16)
Steals	1 - 2X, last vs. Lipscomb (11/17/16)
Blocks	
Minutes	21 vs. Lipscomb (11/17/16)

#### SEC HIGHS

Points	
Rebounds	
FG Made	
FG Att.	
3PT FG Made	
3PT FG Att.	
FT Made	
FT Att.	
Assists	
Steals	
Blocks	
Minutes	

#### 2016-17 SEASON HIGHS

Points	11 vs. Lipscomb (11/17)
Rebounds	5 vs. Miss. Valley State (11/14)
FG Made	5 vs. Lipscomb (11/17)
FG Att.	10 vs. Lipscomb (11/17)
3PT FG Made	
3PT FG Att.	
FT Made	2 - 2X, last vs. Miss. Valley State (11/14)
FT Att.	3 vs. New Orleans (11/11)
Assists	3 vs. Miss. Valley State (11/14)
Steals	1 - 2X, last vs. Lipscomb (11/17)
Blocks	
Minutes	21 vs. Lipscomb (11/17)

#### 2016-17 NOTES

**New Orleans (11/11):** Added four points and four rebounds in 11 minutes off the bench. **Mississippi Valley State (11/14):** Finished with two points, five rebounds, three assists and one steal. **Lipscomb (11/17):** Scored 11 points and had one rebound and a steal.

#### 2016-17 GAME-BY-GAME STATS

OPPONENT	DATE	GS	MIN	FG	FGA	PCT	3FG	3FGA	PCT	FT	FTA	PCT	OFF	DEF	TOT	AVG	PF	A	TO	BLK	STL	PTS	AVG
New Orleans	11/11	11	1	3	.333	0	0	.000	2	3	.667	2	2	4	4.0	1	0	0	0	0	4	4.0	
Miss. Valley St.	11/14	14	0	2	.000	0	0	.000	2	2	1.000	1	4	5	4.5	1	3	2	0	1	2	3.0	
Lipscomb	11/17	21	5	10	.500	0	0	.000	1	1	1.000	0	1	1	3.3	1	0	0	0	1	11	5.7	
Ga. Southern	11/22	5	0	0	.000	0	0	.000	0	0	.000	0	0	0	2.5	0	1	1	0	0	0	4.3	

Miscellaneous Stats	2016-17	Career	Miscellaneous Stats	2016-17	Career
Games Started	—	—	Led UA in Scoring	—	—
Double Figure Points	1	1	Led UA in Rebounding	—	—
Double Figure Rebounds	—	—	Led UA in Assists	1	1
Double-Doubles	—	—	Led UA in Steals	—	—
20-plus Points	—	—	Led UA in Blocks	—	—

CAREER STATS																									
Year	GP	GS	Min	Avg	FG	FGA	Pct	3FG	3FGA	Pct	FT	FTA	Pct	Off	Def	Tot	Avg	PF	FO	A	TO	Blk	Stl	Pts	Avg
2016-17	4	0	51	12.8	6	15	.400	0	0	.000	5	6	.833	3	7	10	2.5	3	0	4	3	0	2	17	4.3



15

5-8 • Junior

Guard

## MEOSHONTI KNIGHT

Morgan City, La. (Central Catholic HS)

### CAREER HIGHS

Points	23 at Florida (1/21/16)
Rebounds	10 vs. North Florida (12/14/15)
FG Made	9 at Florida (1/21/16)
FG Att.	18 vs. LSU (3/2/16)
3PT FG Made	3 at Vanderbilt (1/25/16)
3PT FG Att.	5 - 2X, last vs. LSU (3/2/16)
FT Made	9 - 2X, last vs. Appalachian State (11/16/15)
FT Att.	14 vs. Appalachian State (11/16/15)
Assists	5 - 2X, last vs. Grambling State (12/20/15)
Steals	6 - 2X, last vs. Florida (1/21/16)
Blocks	2 - 2X, last vs. Tennessee (2/25/16)
Minutes	40 vs. LSU (3/2/16)

### SEC HIGHS

Points	23 at Florida (1/21/16)
Rebounds	5 - 4X, last at Mississippi State (2/28/16)
FG Made	9 at Florida (1/21/16)
FG Att.	18 vs. LSU (3/2/16)
3PT FG Made	3 at Vanderbilt (1/25/16)
3PT FG Att.	5 - 2X, last vs. LSU (3/2/16)
FT Made	9 at Miss. State (1/18/15)
FT Att.	12 vs. Ole Miss (2/4/16)
Assists	4 at Vanderbilt (1/25/16)
Steals	6 - 2X, last vs. Florida (1/21/16)
Blocks	2 vs. Tennessee (2/25/16)
Minutes	40 vs. LSU (3/2/16)

### 2016-17 SEASON HIGHS

Points	18 vs. New Orleans (11/11)
Rebounds	7 vs. Miss. Valley State (11/14)
FG Made	6 - 2X, last vs. Ga. Southern (11/22)
FG Att.	14 - 2X, last vs. Ga. Southern (11/22)
3PT FG Made	1 - 2X, last vs. Ga. Southern (11/22)
3PT FG Att.	4 - 2X, last vs. Ga. Southern (11/22)
FT Made	6 - 2X, last vs. Miss. Valley State (11/14)
FT Att.	12 vs. Miss. Valley State (11/14)
Assists	4 - 2X, last vs. Ga. Southern (11/22)
Steals	5 vs. New Orleans (11/11)
Blocks	1 vs. Lipscomb (11/17)
Minutes	36 vs. Ga. Southern (11/22)

### 2016-17 NOTES

**New Orleans (11/11):** Scored a team-high 18 points while adding five steals, four assists, both of which were game highs, and four rebounds. **Mississippi Valley State (11/14):** Added eight points, seven rebounds, two assists and a steal. **Lipscomb (11/17):** Recorded 12 points, six rebounds, one assist, one block and a steal. **Georgia Southern (11/22):** Scored all 14 points in the second half to propel the Tide to victory ... also contributed three rebounds, four assists and two steals playing in 36 of the 40 minutes.

### 2016-17 GAME-BY-GAME STATS

OPPONENT	DATE	GS	MIN	FG	FGA	PCT	3FG	FGA	PCT	FT	FTA	PCT	OFF	DEF	TOT	AVG	PF	A	TO	BLK	STL	PTS	AVG
New Orleans	11/11	*	34	6	14	.429	0	4	.000	6	8	.750	2	2	4	4.0	1	4	1	0	5	18	18.0
Miss. Valley St.	11/14	*	23	1	6	.167	0	1	.000	6	12	.500	2	5	7	5.5	1	2	5	0	1	8	13.0
Lipscomb	11/17	*	27	4	10	.400	1	3	.333	3	4	.750	1	5	6	5.7	0	1	0	1	1	12	12.7
Ga. Southern	11/22	*	36	6	14	.429	1	4	.250	1	1	1.000	1	2	3	5.0	0	4	1	0	2	14	13.0

Miscellaneous Stats	2016-17	Career	Miscellaneous Stats	2016-17	Career
Games Started	4	38	Led UA in Scoring	1	13
Double Figure Points	3	29	Led UA in Rebounding	—	1
Double Figure Rebounds	—	1	Led UA in Assists	2	12
Double-Doubles	—	1	Led UA in Steals	2	18
20-plus Points	—	2	Led UA in Blocks	—	9

### CAREER STATS

Year	GP	GS	Min	Avg	FG	FGA	Pct	3FG	3FGA	Pct	FT	FTA	Pct	Off	Def	Tot	Avg	PF	FO	A	TO	Blk	Stl	Pts	Avg
2014-15	32	3	627	19.6	73	187	.390	10	34	.294	79	121	.653	22	59	81	2.5	40	0	38	64	5	43	235	7.3
2015-16	31	31	863	27.8	108	277	.390	16	70	.229	82	134	.612	20	93	113	3.6	63	2	61	87	10	50	314	10.1
2016-17	4	4	120	30.0	17	44	.386	2	12	.167	16	25	.640	6	14	20	5.0	2	0	11	7	1	9	52	13.0
TOTAL	67	38	1610	24.0	198	508	.390	28	116	.241	177	280	.632	48	166	214	3.2	105	2	110	158	16	102	601	9.0



20

6-0 • Junior

Forward

**ASHLEY WILLIAMS**

Covington, Ga. (Alcovy HS)

**CAREER HIGHS**

Points	29 vs. Alabama A&M (11/26/14)
Rebounds	15 vs. Miss. State (2/20/14)
FG Made	13 vs. Alabama A&M (11/26/14)
FG Att.	19 vs. Alabama A&M (11/26/14)
3PT FG Made	
3PT FG Att.	
FT Made	10 vs. LSU (3/2/14)
FT Att.	16 vs. LSU (3/2/14)
Assists	2 - 3X, last vs. Vanderbilt (1/25/15)
Steals	5 vs. Miss. State (2/22/15)
Blocks	3 vs. Miss. State (2/20/14)
Minutes	42 at Auburn (2/27/14)

**SEC HIGHS**

Points	22 at Auburn (2/27/14)
Rebounds	15 vs. Miss. State (2/20/14)
FG Made	8 - 4X, last vs. Miss. State (2/22/15)
FG Att.	15 - 2X, last vs. LSU (3/2/14)
3PT FG Made	
3PT FG Att.	
FT Made	10 vs. LSU (3/2/14)
FT Att.	16 vs. LSU (3/2/14)
Assists	2 vs. Vanderbilt (1/25/15)
Steals	5 vs. Miss. State (2/22/15)
Blocks	5 vs. Miss. State (2/22/15)
Minutes	42 at Auburn (2/27/14)

**2016-17 SEASON HIGHS**

Points	19 vs. Ga. Southern (11/22)
Rebounds	14 vs. Ga. Southern (11/22)
FG Made	7 vs. Ga. Southern (11/22)
FG Att.	14 vs. Ga. Southern (11/22)
3PT FG Made	
3PT FG Att.	
FT Made	5 - 2X, last vs. Ga. Southern (11/22)
FT Att.	8 vs. Ga. Southern (11/22)
Assists	2 vs. Miss. Valley State (11/14)
Steals	1 vs. New Orleans (11/11)
Blocks	1 vs. Miss. Valley State (11/14)
Minutes	33 vs. Ga. Southern (11/22)

**2016-17 NOTES****New Orleans (11/11):** Registered 10 points, six rebounds and a steal in the season-opening win.**Mississippi Valley State (11/14):** In limited minutes had six points, six rebounds, two assists and a block.**Lipscomb (11/17):** Chipped in five points and a game-high eight rebounds. **Georgia Southern (11/22):** Had her first double-double of the season with 19 points and 14 rebounds.**2016-17 GAME-BY-GAME STATS**

OPPONENT	DATE	GS	MIN	FG	FGA	PCT	3FG	3FGA	PCT	FT	FTA	PCT	OFF	DEF	TOT	AVG	PF	A	TO	BLK	STL	PTS	AVG
New Orleans	11/11	*	23	3	7	.429	0	0	.000	4	6	.667	2	4	6	6.0	3	0	1	0	1	10	10.0
Miss. Valley St.	11/14	*	15	2	6	.333	0	0	.000	2	2	1.000	2	4	6	6.0	2	2	0	1	0	6	8.0
Lipscomb	11/17	*	18	0	3	.000	0	0	.000	5	6	.833	3	5	8	6.7	0	0	3	0	0	5	7.0
Ga. Southern	11/22	*	33	7	14	.500	0	0	.000	5	8	.625	5	9	14	8.5	1	0	3	0	0	19	10.0

Miscellaneous Stats	2016-17	Career	Miscellaneous Stats	2016-17	Career
Games Started	4	58	Led UA in Scoring	1	12
Double Figure Points	2	44	Led UA in Rebounding	2	14
Double Figure Rebounds	1	12	Led UA in Assists	—	—
Double-Doubles	1	10	Led UA in Steals	—	3
20-plus Points	—	11	Led UA in Blocks	—	8

**CAREER STATS**

Year	GP	GS	Min	Avg	FG	FGA	Pct	3FG	3FGA	Pct	FT	FTA	Pct	Off	Def	Tot	Avg	PF	FO	A	TO	Blk	Stl	Pts	Avg
2013-14	30	23	828	27.6	133	268	.496	0	0	.000	107	182	.588	88	110	198	6.6	65	0	13	73	6	16	373	12.4
2014-15	31	31	931	30.0	162	296	.547	0	0	.000	101	199	.508	71	118	189	6.1	70	1	15	110	7	36	425	13.7
2016-17	4	4	89	22.3	12	30	.400	0	0	.000	16	22	.727	12	22	34	8.5	6	0	2	7	1	1	40	10.0
TOTAL	65	58	1848	28.4	307	594	.517	0	0	.000	224	403	.556	171	250	421	6.5	141	1	30	190	14	53	838	12.9

20

ALABAMA BASKETBALL





21

5-9 • Sophomore

Guard

TAYLOR BERRY

New Orleans, La. (Mount Carmel)

CAREER HIGHS

Points	3 vs. Lipscomb (11/17/16)
Rebounds	
FG Made	1 - 2X, last vs. Lipscomb (11/17/16)
FG Att.	4 vs. Alabama A&M (11/13/15)
3PT FG Made	
3PT FG Att.	3 vs. Alabama A&M (11/13/15)
FT Made	1 vs. Lipscomb (11/17/16)
FT Att.	1 vs. Lipscomb (11/17/16)
Assists	1 vs. Lipscomb (12/28/15)
Steals	1 - 3X, last vs. Lipscomb (11/17/16)
Blocks	
Minutes	8 vs. Alabama A&M (11/13/15)

SEC HIGHS

Points	
Rebounds	
FG Made	
FG Att.	
3PT FG Made	
3PT FG Att.	
FT Made	
FT Att.	
Assists	
Steals	
Blocks	
Minutes	1 vs. LSU (1/3/16)

2016-17 SEASON HIGHS

Points	3 vs. Lipscomb (11/17/16)
Rebounds	
FG Made	1 vs. Lipscomb (11/17/16)
FG Att.	2 vs. Lipscomb (11/17/16)
3PT FG Made	
3PT FG Att.	
FT Made	1 vs. Lipscomb (11/17/16)
FT Att.	1 vs. Lipscomb (11/17/16)
Assists	
Steals	1 vs. Lipscomb (11/17/16)
Blocks	
Minutes	5 vs. Lipscomb (11/17/16)

2016-17 NOTES

**New Orleans (11/11):** Played one minute but did not record any stats. **Mississippi Valley State (11/14):** Played four minutes but did not record any stats. **Lipscomb (11/17):** Scored a career-high three points and also collected a steal.

2016-17 GAME-BY-GAME STATS

OPPONENT	DATE	GS	MIN	FG	FBA	PCT	3FG	FBA	PCT	FT	FTA	PCT	OFF	DEF	TOT	AVG	PF	A	TO	BLK	STL	PTS	AVG
New Orleans	11/11	1	0	0	.000	0	0	.000	0	0	.000	0	0	0	0	0.0	0	0	0	0	0	0	0.0
Miss. Valley St.	11/14	4	0	0	.000	0	0	.000	0	0	.000	0	0	0	0	0.0	0	0	1	0	0	0	0.0
Lipscomb	11/17	5	1	2	.500	0	1	.000	1	1	1.000	0	0	0	0	0.0	1	0	1	0	1	3	1.0
Ga. Southern	11/22	DNP																					

Miscellaneous Stats	2016-17	Career	Miscellaneous Stats	2016-17	Career
Games Started	—	—	Led UA in Scoring	—	—
Double Figure Points	—	—	Led UA in Rebounding	—	—
Double Figure Rebounds	—	—	Led UA in Assists	—	—
Double-Doubles	—	—	Led UA in Steals	—	—
20-plus Points	—	—	Led UA in Blocks	—	—

CAREER STATS																									
Year	GP	GS	Min	Avg	FG	FGA	Pct	3FG	3FGA	Pct	FT	FTA	Pct	Off	Def	Tot	Avg	PF	FO	A	TO	Blk	Stl	Pts	Avg
2015-16	8	0	24	3.0	1	6	.167	0	4	.000	0	0	.000	0	0	0	0.0	2	0	1	2	0	2	2	0.3
2016-17	3	0	10	3.3	1	2	.500	0	1	.000	1	1	1.000	0	0	0	0.0	1	0	0	2	0	1	3	1.0
TOTAL	11	0	34	3.1	2	8	.250	0	5	.000	1	1	1.000	0	0	0	0.0	3	0	1	4	0	3	5	0.5



23

6-0 • Sophomore

Guard

SHAQUERA WADE

Huntsville, Ala. (Huntsville HS)

CAREER HIGHS

Points	16 vs. New Orleans (11/11/16)
Rebounds	11 - 2X, last vs. Ga. Southern (11/22/16)
FG Made	6 - 3X, last vs. Miss. Valley State (11/14/16)
FG Att.	15 vs. New Orleans (11/11/16)
3PT FG Made	2 - 3X, last at Missouri (2/11/16)
3PT FG Att.	5 at Missouri (2/11/16)
FT Made	4 - 3X, last vs. New Orleans (11/11/16)
FT Att.	6 vs. Tennessee (2/25/16)
Assists	5 vs. Alcorn State (12/6/15)
Steals	5 vs. Alcorn State (12/6/15)
Blocks	2 - 2X, last vs. Miss. Valley State (11/14/16)
Minutes	37 at Missouri (2/11/16)

SEC HIGHS

Points	14 vs. Auburn (2/7/16)
Rebounds	9 vs. Auburn (2/7/16)
FG Made	6 vs. Auburn (2/7/16)
FG Att.	13 vs. Auburn (2/7/16)
3PT FG Made	2 - 2X, last at Missouri (2/11/16)
3PT FG Att.	5 at Missouri (2/11/16)
FT Made	4 vs. Tennessee (2/25/16)
FT Att.	6 vs. Tennessee (2/25/16)
Assists	3 at Arkansas (2/18/16)
Steals	3 - 3X, last vs LSU (3/2/16)
Blocks	1 - 6X, last vs. South Carolina (2/22/16)
Minutes	37 at Missouri (2/11/16)

2016-17 SEASON HIGHS

Points	16 vs. New Orleans (11/11)
Rebounds	11 - 2X, last vs. Ga. Southern (11/22)
FG Made	6 - 2X, last vs. Miss. Valley State (11/14)
FG Att.	15 vs. New Orleans (11/11)
3PT FG Made	1 vs. Miss. Valley State (11/14)
3PT FG Att.	2 vs. New Orleans (11/11)
FT Made	4 vs. New Orleans (11/11)
FT Att.	4 - 2X, last vs. Lipscomb (11/17)
Assists	4 vs. Ga. Southern (11/22)
Steals	3 vs. Lipscomb (11/17)
Blocks	2 vs. Miss. Valley State (11/14)
Minutes	34 vs. New Orleans (11/11)

2016-17 NOTES

**New Orleans (11/11):** Had a career-high 16 points to go along with three rebounds, two steals and an assist in the season-opening win. **Mississippi Valley State (11/14):** Recorded her first career double-double with 15 points and 11 rebounds to go along with three assists, two blocks and two steals ... 11 rebounds were also a career best. **Lipscomb (11/17):** Added 10 points, four rebounds, one assist and a game-high three steals. **Georgia Southern (11/22):** Made some key hustle plays for Alabama that did not show up in the stats, but still ended up with six points, a career-high tying 11 rebounds, four assists, one block and one steal.

2016-17 GAME-BY-GAME STATS

OPPONENT	DATE	GS	MIN	FG	FGA	PCT	3FG	FGA	PCT	FT	FTA	PCT	OFF	DEF	TOT	AVG	PF	A	TO	BLK	STL	PTS	AVG
New Orleans	11/11	*	34	6	15	.400	0	2	.000	4	4	1.000	1	2	3	3.0	1	1	1	0	2	16	16.0
Miss. Valley St.	11/14	*	31	6	9	.667	1	1	1.000	2	2	1.000	0	11	11	7.0	2	3	0	2	2	15	15.5
Lipscomb	11/17	*	27	4	6	.667	0	1	.000	2	4	.500	0	4	4	6.0	1	1	1	0	3	10	13.7
Ga. Southern	11/22	*	31	2	5	.400	0	1	.000	1	3	.333	4	7	11	7.3	3	4	2	1	1	5	11.5

Miscellaneous Stats	2016-17	Career	Miscellaneous Stats	2016-17	Career
Games Started	4	13	Led UA in Scoring	—	1
Double Figure Points	3	7	Led UA in Rebounding	1	2
Double Figure Rebounds	2	2	Led UA in Assists	2	5
Double-Doubles	1	1	Led UA in Steals	2	8
20-plus Points	—	—	Led UA in Blocks	—	2

CAREER STATS																									
Year	GP	GS	Min	Avg	FG	FGA	Pct	3FG	3FGA	Pct	FT	FTA	Pct	Off	Def	Tot	Avg	PF	FO	A	TO	Blk	Stl	Pts	Avg
2015-16	30	9	688	22.9	72	195	.369	11	43	.256	26	44	.591	46	70	116	3.9	63	0	31	48	11	38	181	6.0
2016-17	4	4	123	30.8	18	35	.514	1	5	.200	9	13	.692	5	24	29	7.3	7	0	9	4	3	8	46	11.5
TOTAL	34	13	811	23.9	90	230	.391	12	48	.250	35	57	.614	51	94	145	4.3	70	0	40	52	14	46	227	6.7



25

6-5 • Freshman

Forward

**ASHLEY KNIGHT**

Austin, Texas (Lyndon B. Johnson)

**CAREER HIGHS**

Points 12 - 2X, last vs. Miss. Valley State (11/14/16)  
Rebounds 7 vs. New Orleans (11/11/16)  
FG Made 5 vs. New Orleans (11/11/16)  
FG Att. 7 vs. Lipscomb (11/17/16)  
3PT FG Made  
3PT FG Att.  
FT Made 4 vs. Miss. Valley State (11/14/16)  
FT Att. 4 - 2X, last vs. Miss. Valley State (11/14/16)  
Assists  
Steals 2 vs. Miss. Valley State (11/14/16)  
Blocks 4 vs. Miss. Valley State (11/14/16)  
Minutes 25 vs. New Orleans (11/11/16)

**SEC HIGHS**

Points  
Rebounds  
FG Made  
FG Att.  
3PT FG Made  
3PT FG Att.  
FT Made  
FT Att.  
Assists  
Steals  
Blocks  
Minutes

**2016-17 SEASON HIGHS**

Points 12 - 2X, last vs. Miss. Valley State (11/14)  
Rebounds 7 vs. New Orleans (11/11)  
FG Made 5 vs. New Orleans (11/11)  
FG Att. 7 vs. Lipscomb (11/17)  
3PT FG Made  
3PT FG Att.  
FT Made 4 vs. Miss. Valley State (11/14)  
FT Att. 4 - 2X, last vs. Miss. Valley State (11/14)  
Assists  
Steals 2 vs. Miss. Valley State (11/14)  
Blocks 4 vs. Miss. Valley State (11/14)  
Minutes 25 vs. New Orleans (11/11)

**2016-17 NOTES**

**New Orleans (11/11):** Provided a big spark off the bench in the post contributing 12 points, seven rebounds and a block in 25 minutes. **Mississippi Valley State (11/14):** Added 12 points, six rebounds, four blocks and two steals. **Lipscomb (11/17):** Chipped in eight points, six rebounds and a game-high three blocks.

**2016-17 GAME-BY-GAME STATS**

OPPONENT	DATE	GS	MIN	FG	FGA	PCT	3FG	3FGA	PCT	FT	FTA	PCT	OFF	DEF	TOT	AVG	PF	A	TO	BLK	STL	PTS	AVG
New Orleans	11/11		25	5	6	.833	0	0	.000	2	4	.500	3	4	7	7.0	3	0	3	1	0	12	12.0
Miss. Valley St.	11/14		17	4	6	.667	0	0	.000	4	4	1.000	2	4	6	6.5	5	0	0	4	2	12	12.0
Lipscomb	11/17		18	4	7	.571	0	0	.000	0	1	.000	3	3	6	6.3	1	0	2	3	0	8	10.7
Ga. Southern	11/22		5	0	1	.000	0	0	.000	0	0	.000	1	0	1	5.0	0	0	2	0	0	0	8.0

Miscellaneous Stats	2016-17	Career	Miscellaneous Stats	2016-17	Career
Games Started	—	—	Led UA in Scoring	—	—
Double Figure Points	2	2	Led UA in Rebounding	—	—
Double Figure Rebounds	—	—	Led UA in Assists	—	—
Double-Doubles	—	—	Led UA in Steals	1	1
20-plus Points	—	—	Led UA in Blocks	2	2

CAREER STATS																						
Year	GP	GS	Min	Avg	FG	FGA	Pct	3FG	3FGA	Pct	FT	FTA	Pct	Off	Def	Tot	Avg	PF	FO	A	TO	Blk
2016-17	4	0	65	16.3	13	20	.650	0	0	.000	6	9	.667	9	11	20	5.0	9	1	0	7	8



**2016-17 Alabama Women's Basketball**  
**Alabama Combined Team Statistics (as of Nov 22, 2016)**  
**All games**



<b>RECORD:</b>	<b>OVERALL</b>	<b>HOME</b>	<b>AWAY</b>	<b>NEUTRAL</b>
ALL GAMES	4-0	4-0	0-0	0-0
CONFERENCE	0-0	0-0	0-0	0-0
NON-CONFERENCE	4-0	4-0	0-0	0-0

#	Player	gp-gs	min	avg	Total		3-Point		F-Throw		Rebounds								pts	avg		
					fg-fga	fg%	3fg-fga	3fg%	ft-fa	ft%	off	def	tot	avg	pf	dq	a	to			blk	stl
03	Lewis, Jordan	4-4	122	30.5	20-38	.526	5-11	.455	7-18	.389	8	18	26	6.5	6	0	15	7	0	8	52	13.0
15	Knight, Meoshonti	4-4	120	30.0	17-44	.386	2-12	.167	16-25	.640	6	14	20	5.0	2	0	11	7	1	9	52	13.0
11	Cook, Hannah	4-4	107	26.8	18-41	.439	12-31	.387	0-0	.000	3	19	22	5.5	9	0	9	8	0	5	48	12.0
23	Wade, Shaquera	4-4	123	30.8	18-35	.514	1-5	.200	9-13	.692	5	24	29	7.3	7	0	9	4	3	8	46	11.5
20	Williams, Ashley	4-4	89	22.3	12-30	.400	0-0	.000	16-22	.727	12	22	34	8.5	6	0	2	7	1	1	40	10.0
25	Knight, Ashley	4-0	65	16.3	13-20	.650	0-0	.000	6-9	.667	9	11	20	5.0	9	1	0	7	8	2	32	8.0
01	Bolton, Quanetria	3-0	47	15.7	7-16	.438	0-0	.000	2-5	.400	4	10	14	4.7	7	0	2	3	5	1	16	5.3
13	Knight, Coco	4-0	51	12.8	6-15	.400	0-0	.000	5-6	.833	3	7	10	2.5	3	0	4	3	0	2	17	4.3
05	da Silva, Alana	4-0	44	11.0	5-11	.455	2-6	.333	1-4	.250	0	7	7	1.8	1	0	6	6	0	3	13	3.3
21	Berry, Taylor	3-0	10	3.3	1-2	.500	0-1	.000	1-1	1.000	0	0	0	0.0	1	0	0	2	0	1	3	1.0
00	Stennis, LaKyesha	4-0	22	5.5	0-7	.000	0-4	.000	0-0	.000	2	1	3	0.8	1	0	0	0	0	0	0	0.0
	Team										8	8	16					1				
	Total.....	0	800		117-259	.452	22-70	.314	63-103	.612	60	141	201	0.0	52	1	58	55	18	40	319	0.0
	Opponents.....	0	800		70-236	.297	17-72	.236	27-52	.519	40	103	143	0.0	101	-	25	77	10	27	184	0.0

<b>TEAM STATISTICS</b>	<b>UA</b>	<b>OPP</b>
SCORING	319	184
Points per game	79.8	46.0
Scoring margin	+33.8	-
FIELD GOALS-ATT	117-259	70-236
Field goal pct	.452	.297
3 POINT FG-ATT	22-70	17-72
3-point FG pct	.314	.236
3-pt FG made per game	5.5	4.3
FREE THROWS-ATT	63-103	27-52
Free throw pct	.612	.519
F-Throws made per game	15.8	6.8
REBOUNDS	201	143
Rebounds per game	50.2	35.8
Rebounding margin	+14.5	-
ASSISTS	58	25
Assists per game	14.5	6.3
TURNOVERS	55	77
Turnovers per game	13.8	19.3
Turnover margin	+5.5	-
Assist/turnover ratio	1.1	0.3
STEALS	40	27
Steals per game	10.0	6.8
BLOCKS	18	10
Blocks per game	4.5	2.5
ATTENDANCE	10073	0
Home games-Avg/Game	4-2518	0-0
Neutral site-Avg/Game	-	0-0

<b>Date</b>	<b>Opponent</b>		<b>Score</b>	<b>Att.</b>
11/11/16	NEW ORLEANS	w	78-57	7042
11/14/16	MISS. VALLEY STATE	w	93-44	1016
11/17/16	LIPSCOMB	w	82-35	1082
11/22/16	GEORGIA SOUTHERN	w	66-48	933

\* - Conference game

<b>Score by Periods</b>	<b>1st</b>	<b>2nd</b>	<b>3rd</b>	<b>4th</b>	<b>Totals</b>
Alabama	78	83	75	83	319
Opponents	45	34	51	54	184