



2016 FOOTBALL

IT JUST MEANS MORE.



Week 12 - Games of Nov. 19
 Southeastern Conference Communications Office
 SECsports.com • CollegePressBox.com

Chuck Dunlap (Primary SEC Football Contact) • cdunlap@sec.org • @SEC_Chuck
 Ben Beaty (Secondary Football Contact) • bbeaty@sec.org • @BenBeaty
 Phone: (205) 458-3000 • Fax: (205) 458-3030

EASTERN DIVISION

	SEC	Pct.	PF	PA	Overall	Pct.	PF	PA	Home	Away	Neutral	vs. Div.	Top 25	Top 10	Streak
Florida	5-2	.714	180	113	7-2	.778	236	120	5-0	1-2	1-0	5-1	0-1	0-0	W1
Tennessee	3-3	.500	190	213	7-3	.700	338	269	5-1	2-1	1-0	3-1	2-2	0-2	W2
Georgia	4-4	.500	167	192	6-4	.600	226	240	2-2	3-1	1-1	3-3	2-3	1-0	W2
Kentucky	4-4	.500	185	237	5-5	.500	282	323	4-2	1-3	0-0	3-3	0-3	0-1	L2
South Carolina	3-5	.375	126	168	5-5	.500	180	211	4-2	1-3	0-0	3-3	1-2	0-1	L1
Missouri	1-5	.167	116	193	3-7	.300	312	291	3-3	0-4	0-0	1-4	0-2	0-0	W1
Vanderbilt	1-5	.167	79	111	4-6	.400	199	220	2-2	2-4	0-0	1-4	0-2	0-0	L4

WESTERN DIVISION

	SEC	Pct.	PF	PA	Overall	Pct.	PF	PA	Home	Away	Neutral	vs. Div.	Top 25	Top 10	Streak
#Alabama	7-0	1.000	274	106	10-0	1.000	412	122	5-0	4-0	1-0	5-0	6-0	2-0	W10
Auburn	5-2	.714	198	117	7-3	.700	320	157	5-2	2-1	0-0	4-1	2-2	0-1	L1
LSU	4-2	.667	154	86	6-3	.667	247	125	5-1	1-1	0-1	3-2	2-1	0-1	W1
Texas A&M	4-3	.571	213	188	7-3	.700	363	222	4-1	2-2	1-0	2-3	3-1	1-1	L2
Arkansas	2-4	.333	132	228	6-4	.600	288	299	5-2	1-1	0-1	1-4	3-4	1-1	L1
Ole Miss	2-4	.333	197	202	5-5	.500	354	315	4-2	1-2	0-1	1-4	2-5	1-2	W2
Mississippi State	2-4	.333	137	194	4-6	.400	281	319	3-2	1-4	0-0	1-3	1-2	1-1	L1

- Western Division Champion

vs. Top 25 / Top 10 - Record vs. teams in Top 25 / Top 10 (AP, USA Today) when game was played; Teams listed in alphabetical order unless tie-breaker applicable

WEEK 12 IN THE SEC

SATURDAY, NOV. 19

Texas-San Antonio (5-5) at Texas A&M (7-3, 4-3 SEC)	Series: First Meeting
11 a.m. CT • ESPN2	
College Station, Texas • Kyle Field (102,512)	Sirius: 138 • XM: 190
Louisiana-Lafayette (4-5) at Georgia (6-4, 4-4 SEC)	Series: UGA leads, 1-0
Noon ET • SEC Network Alternate Channel	
Athens, Ga. • Sanford Stadium (92,746)	Sirius: 145 • XM: 191
Florida (7-2, 5-2 SEC) at LSU (6-3, 4-2 SEC)	Series: UF leads, 31-28-3
Noon CT • SEC Network	Last: LSU, 35-28 (2015 at Baton Rouge)
Baton Rouge, La. • Tiger Stadium (102,321)	Sirius: 108 • XM: 192
Missouri (3-7, 1-5 SEC) at Tennessee (7-3, 3-3 SEC)	Series: MIZ leads, 3-1
3:30 p.m. ET • CBS	Last: UT, 19-8 (2015 at Columbia)
Knoxville, Tenn. • Neyland Stadium (102,455)	Sirius: 138 • XM: 190
Western Carolina (2-8) at South Carolina (5-5, 3-5 SEC)	Series: SC leads, 4-0
4 p.m. ET • SEC Network Alternate Channel	
Columbia, S.C. • Williams-Brice Stadium (80,250)	Sirius: 145 • XM: 191

Austin Peay (0-10) at Kentucky (5-5, 4-4 SEC)	Series: First Meeting
4:30 p.m. ET • SEC Network	
Lexington, Ky. • Commonwealth Stadium (61,000)	Sirius: 108 • XM: 192
UT-Chattanooga (8-2) at Alabama (10-0, 7-0 SEC)	Series: UA leads, 12-0
6 p.m. CT • ESPN2	
Tuscaloosa, Ala. • Bryant-Denny Stadium (101,821)	Sirius: 138 • XM: 190
Arkansas (6-4, 2-4 SEC) at Mississippi State (4-6, 2-4 SEC)	Series: ARK leads, 15-10-1
6 p.m. CT • ESPN2	Last: MSU, 51-50 (2015 at Fayetteville)
Starkville, Miss. • Davis Wade Stadium at Scott Field (61,337)	Sirius: 93/81 • XM: 203/81
Alabama A&M (4-6) at Auburn (7-3, 5-2 SEC)	Series: AU leads, 1-0
6:30 p.m. CT • SEC Network Alternate Channel	
Auburn, Ala. • Jordan-Hare Stadium (87,451)	Sirius: 145 • XM: 191
Ole Miss (5-5, 2-4 SEC) at Vanderbilt (4-6, 1-5 SEC)	Series: UM leads, 50-39-2
7 p.m. CT • SEC Network	Last: UM, 27-16 (2015 at Oxford)
Nashville, Tenn. • Vanderbilt Stadium (40,350)	Sirius: 108 • XM: 192

SECsports.com • CollegePressBox.com • SECsportsMedia.com • @SEC



SEC on Facebook, Instagram, Shapchat



2016 SOUTHEASTERN CONFERENCE TEAM SCHEDULES AND RESULTS

ALABAMA CRIMSON TIDE (10-0, 7-0 SEC)

Home Stadium: Bryant-Denny Stadium (101,821)

Sept. 3	[1/1] vs. Southern California (20/22) [TV: 7]	81,359	W, 52-6
Sept. 10	[1/1] WESTERN KENTUCKY [TV: 3-6]	101,821	W, 38-10
Sept. 17	[1/1] at Ole Miss* (19/17) [TV: 1]	66,176	W, 48-43
Sept. 24	[1/1] KENT STATE [TV: 5-6]	101,821	W, 48-0
Oct. 1	[1/1] KENTUCKY* [TV: 2-6]	101,821	W, 34-6
Oct. 8	[1/1] at Arkansas* (16/17) [TV: 2-6]	75,459	W, 49-30
Oct. 15	[1/1] at Tennessee* (9/11) [TV: 1]	102,455	W, 49-10
Oct. 22	[1/1] TEXAS A&M* (6/6) [TV: 1]	101,821	W, 33-14
Nov. 5	[1/1] at LSU* (15/14) [TV: 1]	102,321	W, 10-0
Nov. 12	[1/1] MISSISSIPPI STATE* [TV: 2-6]	101,821	W, 51-3
Nov. 19	[1/1] CHATTANOOGA [TV: 3-6]	6 p.m. CT	UA leads 12-0
Nov. 26	AUBURN* [TV: 1]	2:30 p.m. CT	UA leads 44-35-1

ARKANSAS RAZORBACKS (6-4, 2-4 SEC)

Home Stadium(s): Reynolds Razorback (72,000); War Memorial (54,120)

Sept. 3	[RV/RV] LOUISIANA TECH [TV: 5-6]	69,132	W, 21-20
Sept. 10	[--/RV] at TCU (15/12) [TV: 2-6]	48,091	W, 41-38 [20T]
Sept. 17	[24/24] TEXAS STATE [TV: 5-6]	72,114	W, 42-3
Sept. 24	[17/18] vs. Texas A&M* (10/13) [TV: 2-6]	67,751	L, 24-45
Oct. 1	[20/22] ALCORN STATE [TV: 5-6]	46,988	W, 52-10
Oct. 8	[16/17] ALABAMA* (1/1) [TV: 2-6]	75,459	L, 30-49
Oct. 15	[22/22] OLE MISS* (12/13) [TV: 2-6]	73,786	W, 34-30
Oct. 22	[17/17] at Auburn* (21/24) [TV: 2-6]	87,451	L, 3-56
Nov. 5	[RV/RV] FLORIDA* (10/9) [TV: 1]	74,432	W, 31-10
Nov. 12	[RV/RV] LSU* (19/19) [TV: 2-6]	75,156	L, 10-38
Nov. 19	[RV/RV] at Mississippi State*[TV: TBA]	6 p.m. CT	ARK leads 15-10-1
Nov. 25	at Missouri* [TV: 1]	1:30 p.m. CT	Mizzou leads 4-3

AUBURN TIGERS (7-3, 5-2 SEC)

Home Stadium: Jordan-Hare (87,451)

Sept. 3	[RV/RV] CLEMSON (2/2) [TV: 2-6]	87,451	L, 13-19
Sept. 10	[RV/RV] ARKANSAS STATE* [TV: 5-6]	86,825	W, 51-14
Sept. 17	[RV/RV] TEXAS A&M* (17/20) [TV: 2-6]	87,175	L, 16-29
Sept. 24	[--/RV] LSU* (18/17) [TV: 2-6]	87,451	W, 18-13
Oct. 1	[RV/RV] ULM [TV: 5-6]	84,243	W, 58-7
Oct. 8	[RV/RV] at Mississippi State*[TV: 2-6]	60,102	W, 38-14
Oct. 22	[21/24] ARKANSAS* (17/17) [TV: 2-6]	87,451	W, 56-3
Oct. 29	[15/17] at Ole Miss* (--/rv) [TV: 5-6]	65,927	W, 40-29
Nov. 5	[11/12] VANDERBILT* [TV: 2-6]	87,451	W, 23-16
Nov. 12	[8/8] at Georgia* [TV: 1]	92,746	L, 7-13
Nov. 19	[18/16] ALABAMA A&M [TV: 5-6]	6:30 p.m. CT	AU leads 1-0
Nov. 26	at Alabama* [TV: 1]	2:30 p.m. CT	UA leads 44-35-1

FLORIDA GATORS (7-2, 5-2 SEC)

Home Stadium: Ben Hill Griffin Stadium at Steve Spurrier-Florida Field (88,548)

Sept. 3	[25/25] MASSACHUSETTS [TV: 5-6]	88,121	W, 24-7
Sept. 10	[RV/25] KENTUCKY* [TV: 1]	85,821	W, 45-7
Sept. 17	[23/23] NORTH TEXAS [TV: 4-6]	86,848	W, 32-0
Sept. 24	[19/16] at Tennessee* (14/12) [TV: 1]	102,455	L, 28-38
Oct. 1	[23/21] at Vanderbilt* [TV: 5-6]	30,565	W, 13-6
Oct. 8	[18/18] LSU* (rv/rv) [TV: 2-6]		Postponed
Oct. 15	[18/14] MISSOURI* [TV: 5-6]	88,825	W, 40-14
Oct. 29	[14/12] vs. Georgia* [TV: 1] (Jacksonville)	84,681	W, 24-10
Nov. 5	[10/9] at Arkansas* (rv/rv) [TV: 1]	74,432	L, 10-31
Nov. 12	[22/16] SOUTH CAROLINA* [TV: 1]	89,614	W, 20-7
Nov. 19	[21/18] at LSU* (16/14) [TV: 5-6]	1 p.m. ET	UF leads 31-27-3
Nov. 26	at Florida State		UF leads 34-24-2

GEORGIA BULLDOGS (6-4, 4-4 SEC)

Home Stadium: Sanford Stadium (92,746)

Sept. 3	[18/16] vs. N. Carolina (22/20) (Atlanta) [TV: 2-6]	75,405	W, 33-24
Sept. 10	[9/9] NICHOLLS [TV: 5-6]	92,746	W, 26-24
Sept. 17	[16/13] at Missouri* [TV: 5-6]	57,098	W, 28-27
Sept. 24	[12/11] at Ole Miss* (23/21) [TV: 2-6]	65,843	L, 14-45
Oct. 1	[25/20] TENNESSEE* (11/11) [TV: 1]	92,746	L, 31-34
Oct. 9	[RV/RV] at South Carolina* [TV: 5-6]	77,221	W, 28-14
Oct. 15	[RV/RV] VANDERBILT* [TV: 5-6]	92,746	L, 16-17
Oct. 29	vs. Florida*(14/12) [TV: 1] (Jacksonville)	84,681	L, 10-24
Nov. 5	at Kentucky* [TV: 5-6]	62,507	W, 27-24
Nov. 12	AUBURN* (8/8) [TV: 1]	92,746	W, 13-7
Nov. 19	LOUISIANA-LAFAYETTE [TV: 5-6]	Noon ET	UGA leads 1-0-0
Nov. 26	GEORGIA TECH [TV: 5-6]	Noon ET	UGA leads 65-38-5

KENTUCKY WILDCATS (5-5, 4-4 SEC)

Home Stadium: Commonwealth Stadium (61,000)

Sept. 3	SOUTHERN MISS [TV: 4-6]	57,230	L, 35-44
Sept. 10	at Florida* (rv/25) [TV: 1]	85,821	L, 7-45
Sept. 17	NEW MEXICO STATE [TV: 5-6]	49,669	W, 62-42
Sept. 24	SOUTH CAROLINA* [TV: 5-6]	51,702	W, 17-10
Oct. 1	at Alabama* (1/1) [TV: 2-6]	101,821	L, 6-34
Oct. 8	VANDERBILT* [TV: 5-6]	55,030	W, 20-13
Oct. 22	MISSISSIPPI STATE* [TV: 5-6]	50,414	W, 40-38
Oct. 29	at Missouri* [TV: 5-6]	50,234	W, 35-21
Nov. 5	GEORGIA* [TV: 5-6]	62,507	L, 24-27
Nov. 12	at Tennessee* (rv/rv) [TV: 5-6]	101,075	L, 36-49
Nov. 19	AUSTIN PEAY [TV: 5-6]	4:30 p.m. ET	First meeting
Nov. 26	at Louisville		Series tied 14-14

LSU TIGERS (6-3, 4-2 SEC)

Home Stadium: Tiger Stadium (102,321)

Sept. 3	[5/6] vs. Wisconsin (rv/rv) (Green Bay) [TV: 7]	77,823	L, 14-16
Sept. 10	[21/22] JACKSONVILLE STATE [TV: 4-6]	98,389	W, 34-13
Sept. 17	[20/22] MISSISSIPPI STATE* [TV: 3-6]	99,910	W, 23-20
Sept. 24	[18/17] at Auburn* (--/rv) [TV: 2-6]	87,451	L, 13-18
Oct. 1	[RV/RV] MISSOURI* [TV: 5-6]	102,071	W, 42-7
Oct. 8	[RV/RV] at Florida* (18/18) [TV: 2-6]		Postponed
Oct. 15	[RV/25] SOUTHERN MISS [TV: 5-6]	102,164	W, 45-10
Oct. 22	[25/23] OLE MISS* (23/22) [TV: 2-6]	101,720	W, 38-21
Nov. 5	[15/14] ALABAMA* (1/1) [TV: 1]	102,321	L, 0-10
Nov. 12	[19/19] at Arkansas* (rv/rv) [TV: 2-6]	75,156	W, 38-10
Nov. 19	[16/14] FLORIDA* (21/18) [TV: 5-6]	Noon CT	UF leads 31-27-3
Nov. 24	at Texas A&M* [TV: 2-6]	6:30 p.m. CT	LSU leads 31-20-3

OLE MISS REBELS (5-5, 2-4 SEC)

Home Stadium: Vaught-Hemingway Stadium (64,038)

Sept. 5	[11/12] vs. Florida State (4/4) (Orlando) [TV: 2-6]	63,042	L, 34-45
Sept. 10	[19/18] WOFFORD [TV: 5-6]	64,232	W, 38-13
Sept. 17	[19/17] ALABAMA* (1/1) [TV: 1]	66,176	L, 43-48
Sept. 24	[23/21] GEORGIA* (12/11) [TV: 2-6]	65,843	W, 45-14
Oct. 1	[16/17] MEMPHIS (rv/rv) [TV: TBA]	65,889	W, 48-28
Oct. 15	[12/13] at Arkansas* (22/22) [TV: 2-6]	73,786	L, 30-34
Oct. 22	[23/22] at LSU* (25/23) [TV: 2-6]	101,720	L, 21-38
Oct. 29	[--/RV] AUBURN* (15/17) [TV: 5-6]	65,927	L, 29-40
Nov. 5	[--/RV] GEORGIA SOUTHERN [TV: 4-6]	60,263	W, 37-27
Nov. 12	at Texas A&M* (10/11) [TV: 5-6]	104,892	W, 29-28
Nov. 19	[RV/--] at Vanderbilt* [TV: 5-6]	7 p.m. CT	OM leads 50-38-2
Nov. 26	MISSISSIPPI STATE* [TV: 5-6]	2:30 p.m. CT	OM leads 63-43-6

2016 SOUTHEASTERN CONFERENCE TEAM SCHEDULES AND RESULTS

MISSISSIPPI STATE BULLDOGS (4-6, 2-4 SEC)

Home Stadium: Davis Wade Stadium at Scott Field (61,337)

Sept. 3	[--/RV] SOUTH ALABAMA [TV: 5-6]	57,075	L, 20-21
Sept. 10	SOUTH CAROLINA* [TV: 3-6]	57,763	W, 27-14
Sept. 17	at LSU* (20/22) [TV: 3-6]	99,910	L, 20-23
Sept. 24	at UMass [TV: 10]	13,074	W, 47-35
Oct. 8	AUBURN* (rv/rv) [TV: 2-6]	60,102	L, 14-38
Oct. 14	at BYU [TV: 2-6]	62,184	L, 21-28 [20T]
Oct. 22	at Kentucky* [TV: 5-6]	50,414	L, 38-40
Oct. 29	SAMFORD [TV: 5-6]	58,019	W, 56-41
Nov. 5	TEXAS A&M* (7/7) [TV: 5-6]	58,407	W, 35-28
Nov. 12	at Alabama* (1/1) [TV: 2-6]	101,821	L, 3-51
Nov. 19	ARKANSAS* (rv/rv) [TV: 4-6]	6 p.m. CT	UA leads 15-10-1
Nov. 26	at Ole Miss* [TV: 5-6]	2:30 p.m. CT	UM leads 63-43-6

MISSOURI TIGERS (3-7, 1-5 SEC)

Home Stadium(s): Memorial Stadium - Faurot Field (71,168)

Sept. 3	at West Virginia [TV: 8]	60,125	L, 11-26
Sept. 10	EASTERN MICHIGAN [TV: 5-6]	51,192	W, 61-21
Sept. 17	GEORGIA* (16/13) [TV: 5-6]	57,098	L, 27-28
Sept. 24	DELAWARE STATE [TV: 5-6]	53,472	W, 79-0
Oct. 1	at LSU* (rv/rv) [TV: 5-6]	102,071	L, 7-42
Oct. 15	at Florida* (18/14) [TV: 5-6]	88,825	L, 14-40
Oct. 22	MIDDLE TENNESSEE (HC) [TV: 5-6]	52,351	L, 45-51
Oct. 29	KENTUCKY* [TV: 5-6]	50,234	L, 21-35
Nov. 5	at South Carolina* [TV: 5-6]	73,817	L, 21-31
Nov. 12	VANDERBILT* [TV: 5-6]	50,261	W, 26-17
Nov. 19	at Tennessee* (rv/rv) [TV: 1]	2:30 p.m. CT	MIZ leads 3-1
Nov. 25	ARKANSAS* [TV: 1]	1:30 p.m. CT	MIZ leads 4-3

SOUTH CAROLINA GAMECOCKS (5-5, 3-5 SEC)

Home Stadium: Williams-Brice Stadium (80,250)

Sept. 1	at Vanderbilt* [TV: 2-6]	30,304	W, 13-10
Sept. 10	at Mississippi State* [TV: 3-6]	57,763	L, 14-27
Sept. 17	East Carolina [TV: 5-6]	80,384	W, 20-15
Sept. 24	at Kentucky* [TV: 5-6]	51,702	L, 10-17
Oct. 1	TEXAS A&M* (9/10) [TV: 5-6]	78,245	L, 13-24
Oct. 8	GEORGIA* (rv/rv) [TV: 5-6]	77,221	L, 14-28
Oct. 22	MASSACHUSETTS [TV: 5-6]	73,428	W, 34-28
Oct. 29	TENNESSEE* (18/18) [TV: 3-6]	78,696	W, 24-21
Nov. 5	MISSOURI* [TV: 5-6]	73,817	W, 31-21
Nov. 12	at Florida* [TV: 1]	89,614	L, 7-20
Nov. 19	WESTERN CAROLINA [TV: 5-6]	4 p.m. ET	SC leads 4-0-0
Nov. 26	at Clemson		CU leads 67-42-4

TENNESSEE VOLUNTEERS (7-3, 3-3 SEC)

Home Stadium: Neyland Stadium (102,455)

Sept. 1	[9/10] APPALACHIAN STATE [TV: 5-6]	100,074	W, 20-13 [OT]
Sept. 10	[17/14] vs. Virginia Tech [TV: 7]	156,990	W, 45-24
Sept. 17	[15/15] OHIO [TV: 5-6]	101,362	W, 28-19
Sept. 24	[14/12] FLORIDA* (19/16) [TV: 1]	102,455	W, 38-28
Oct. 1	[11/11] at Georgia* (25/20) [TV: 1]	92,746	W, 34-31
Oct. 8	[9/9] at Texas A&M* (8/7) [TV: 1]	106,248	L, 38-45 [20T]
Oct. 15	[9/11] ALABAMA* (1/1) [TV: 1]	102,455	L, 10-49
Oct. 29	[18/18] at South Carolina* [TV: 3-6]	78,696	L, 21-24
Nov. 5	[RV/RV] TENNESSEE TECH [TV: 5-6]	98,343	W, 55-0
Nov. 12	[RV/RV] KENTUCKY* [TV: 5-6]	101,075	W, 49-36
Nov. 19	[RV/RV] MISSOURI* [TV: 1]	3:30 p.m. ET	Mizz leads 3-1
Nov. 26	at Vanderbilt* [TV: 5-6]	7:30 p.m. ET	UT leads 75-29-5

TEXAS A&M AGGIES (7-3, 4-3 SEC)

Home Stadium: Kyle Field (102,512)

Sept. 3	[RV/RV] UCLA (16/24) [TV: 1]	100,443	W, 31-24 [OT]
Sept. 10	[20/24] PRAIRIE VIEW A&M [TV: 5-6]	96,412	W, 67-0
Sept. 17	[17/20] at Auburn* (rv/rv) [TV: 2-6]	87,175	W, 29-16
Sept. 24	[10/13] vs. Arkansas* (17/18) [TV: 2-6]	67,751	W, 45-24
Oct. 1	[9/10] at South Carolina* [TV: 5-6]	78,245	W, 24-13
Oct. 8	[8/7] TENNESSEE* (9/9) [TV: 1]	106,248	W, 45-38 [20T]
Oct. 22	[6/6] at Alabama* (1/1) [TV: 1]	101,821	L, 14-33
Oct. 29	[9/10] NEW MEXICO ST. [TV: 4-6]	99,960	W, 52-10
Nov. 5	[7/7] at Mississippi State* [TV: 5-6]	58,407	L, 28-35
Nov. 12	[10/11] OLE MISS* [TV: 5-6]	104,892	L, 28-29
Nov. 19	[23/22] UTSA [TV: 4-6]	11 a.m. CT	First Meeting
Nov. 24	LSU* [TV: 2-6]	6:30 p.m. CT	LSU leads 20-31-3

VANDERBILT COMMODORES (4-6, 1-5 SEC)

Home Stadium: Vanderbilt Stadium (40,350)

Sept. 1	SOUTH CAROLINA* [TV: 2-6]	30,304	L, 10-13
Sept. 10	MIDDLE TENNESSEE [TV: 5-6]	29,627	W, 47-24
Sept. 17	at Georgia Tech [TV: 12]	41,916	L, 7-38
Sept. 24	at Western Kentucky [TV: 11]	23,674	W, 31-30 [OT]
Oct. 1	FLORIDA* (23/21) [TV: 5-6]	30,565	L, 6-13
Oct. 8	at Kentucky* [TV: 5-6]	55,030	L, 13-20
Oct. 15	at Georgia* (rv/rv) [TV: 5-6]	92,746	W, 17-16
Oct. 22	TENNESSEE STATE [TV: 4-6]	31,084	W, 35-17
Nov. 5	at Auburn* (11/12) [TV: 2-6]	87,451	L, 16-23
Nov. 12	at Missouri* [TV: 5-6]	50,261	L, 17-26
Nov. 19	OLE MISS* (rv/--) [TV: 5-6]	7 p.m. CT	UM leads 39-50-2
Nov. 26	TENNESSEE* [TV: 5-6]	6:30 p.m. CT	UT leads 30-75-5

Team's AP & USA Today Rankings Listed Before Opponent's Name & Opponents' Rankings Listed after its Name (at time of game)
 December 3 • SEC Football Championship Game • Atlanta • Georgia Dome • 4 p.m. ET • CBS Sports

TV Key - (1) CBS; (2) ESPN; (3) ESPN2; (4) ESPNU; (5) SEC Network; (6) WatchESPN; (7) ABC; (8) Fox Sports 1; (9) ESPNews; (10) ESPN3; (11) CBS Sports Network (12) ACC Network

* - SEC Game

2016 SEC WEEK-BY-WEEK SCHEDULES AND RESULTS

<p><u>Sept. 1</u> *South Carolina 13, <u>Vanderbilt</u> 10 [TV: 2-6] (30,304) <u>Tennessee</u> 20, Appalachian State 13 OT [TV: 5-6] (100,074)</p> <p><u>Sept. 3</u> Alabama 52, Southern Cal 6 (Arlington) [TV: 7] (81,359) Arkansas 21, Louisiana Tech 20 [TV: 5-6] (69,132) Clemson 19, <u>Auburn</u> 13 [TV: 2-6] (87,451) <u>Florida</u> 24, UMass 7 [TV: 5-6] (88,121) Georgia 33, N. Carolina 24 (Atlanta) [TV: 2-6] (75,405) Southern Miss 44, <u>Kentucky</u> 35 [TV: 4-6] (57,230) Wisconsin 16, LSU 14 (Green Bay) [TV: 7] (77,823) S. Alabama 21, <u>Mississippi State</u> 20 [TV: 5-6] (57,075) <u>West Virginia</u> 26, Missouri 11 [TV: 8] (60,125) <u>Texas A&M</u> 31, UCLA 24 OT [TV: 1] (100,443)</p> <p><u>Sept. 5</u> Florida State 45, Ole Miss 34 (Orlando) [TV: 2-6] (63,042)</p>	<p><u>Oct. 1</u> *<u>Alabama</u> 34, Kentucky 6 [TV: 2-6] (101,821) <u>Arkansas</u> 52, Alcorn State 10 (Little Rock) [TV: 5-6] (46,988) <u>Auburn</u> 58, Louisiana-Monroe 7 [TV: 5-6] (84,243) *<u>Tennessee</u> 34, <u>Georgia</u> 31 [TV: 1] (92,746) *<u>LSU</u> 42, Missouri 7 [TV: 5-6] (102,071) <u>Ole Miss</u> 48, Memphis 28 [TV: 3-6] (65,889) *<u>Texas A&M</u> 24, <u>South Carolina</u> 13 [TV: 5-6] (78,245) *<u>Florida</u> 13, <u>Vanderbilt</u> 6 [TV: 5-6] (30,565)</p> <p><u>Oct. 8</u> *Alabama 49, <u>Arkansas</u> 30 [TV: 2-6] (75,459) *LSU at <u>Florida</u> [TV: 2-6] (Postponed) *<u>Kentucky</u> 20, <u>Vanderbilt</u> 13 [TV: 5-6] (55,030) *<u>Auburn</u> 38, <u>Mississippi State</u> 14 [TV: 2-6] (60,102) *<u>Texas A&M</u> 45, <u>Tennessee</u> 38 2OT [TV: 1] (106,246)</p> <p><u>Oct. 9</u> *<u>Georgia</u> 28, <u>South Carolina</u> 14 [TV: 5-6] (77,221)</p>	<p><u>Nov. 12</u> *<u>Alabama</u> 51, Mississippi State 3 [TV: 2-6] (101,821) *LSU 38, <u>Arkansas</u> 10 [TV: 2-6] (75,146) *<u>Florida</u> 20, South Carolina 7 [TV: 1] (89,614) *<u>Georgia</u> 13, Auburn 7 [TV: 1] (92,746) *<u>Missouri</u> 26, <u>Vanderbilt</u> 17 [TV: 5-6] (50,261) *<u>Tennessee</u> 49, Kentucky 36 [TV: 5-6] (101,075) *<u>Ole Miss</u> 29, <u>Texas A&M</u> 28 [TV: 5-6] (104,892)</p> <p><u>Nov. 19</u> UT-Chattanooga at Alabama [TV: 3-6] (6 p.m. CT) Alabama A&M at Auburn [TV: 5-6] (6:30 p.m. CT) Louisiana-Lafayette at Georgia [TV: 5-6] (Noon ET) Austin Peay at Kentucky [TV: 5-6] (4:30 p.m. ET) *<u>Florida</u> at LSU [TV: 5-6] (Noon CT) *<u>Arkansas</u> at Mississippi State [TV: 4-6] (6 p.m. CT) Western Carolina at South Carolina [TV: 5-6] (4 p.m. ET) *<u>Missouri</u> at Tennessee [TV: 1] (3:30 p.m. ET) Texas-San Antonio at Texas A&M [TV: 4-6] (11 a.m. CT) *<u>Ole Miss</u> at <u>Vanderbilt</u> [TV: 5-6] (7 p.m. CT)</p>
<p><u>Sept. 10</u> <u>Alabama</u> 38, Western Kentucky 10 [TV: 3-6] (101,821) Arkansas 41, <u>TCU</u> 38 2OT [TV: 2-6] (48,091) <u>Auburn</u> 51, Arkansas State 14 [TV: 5-6] (86,825) *<u>Florida</u> 45, Kentucky 7 [TV: 1] (85,821) <u>Georgia</u> 26, Nicholls 24 [TV: 5-6] (92,746) <u>LSU</u> 34, Jacksonville State 13 [TV: 4-6] (98,389) <u>Ole Miss</u> 38, Wofford 13 [TV: 5-6] (64,232) *<u>Mississippi State</u> 27, South Carolina 14 [TV: 3-6] (57,763) <u>Missouri</u> 61, Eastern Michigan 21 [TV: 5-6] (51,192) <u>Tennessee</u> 45, Virginia Tech 24 (Bristol) [TV: 7] (156,990) <u>Texas A&M</u> 67, Prairie View 0 [TV: 5-6] (96,412) <u>Vanderbilt</u> 47, Middle Tennessee 24 [TV: 5-6] (29,627)</p>	<p><u>Oct. 15</u> *<u>Arkansas</u> 34, Ole Miss 30 [TV: 2-6] (73,786) *<u>Florida</u> 40, Missouri 14 [TV: 5-6] (88,825) *<u>Vanderbilt</u> 17, <u>Georgia</u> 16 [TV: 5-6] (92,746) <u>LSU</u> 45, Southern Miss 10 [TV: 5-6] (102,164) *<u>Alabama</u> 49, <u>Tennessee</u> 10 [TV: 1] (102,455)</p> <p><u>Oct. 22</u> *<u>Alabama</u> 33, Texas A&M 14 [TV: 1] (101,821) *<u>Auburn</u> 56, Arkansas 3 [TV: 2-6] (87,451) *<u>Kentucky</u> 40, Mississippi State 38 [TV: 5-6] (50,414) *<u>LSU</u> 38, Ole Miss 21 [TV: 2-6] (101,720) Middle Tennessee 51, <u>Missouri</u> 45 [TV: 5-6] (52,351) <u>South Carolina</u> 34, UMass 28 [TV: 5-6] (73,428) <u>Vanderbilt</u> 35, Tennessee State 17 [TV: 4-6] (31,084)</p>	<p><u>Nov. 24</u> *LSU at Texas A&M [TV: 2-6] (6:30 p.m. CT)</p> <p><u>Nov. 25</u> *Arkansas at Missouri [TV: 1] (1:30 p.m. CT)</p> <p><u>Nov. 26</u> *Auburn at Alabama [TV: 1] (2:30 p.m. CT) Florida at Florida State Georgia Tech at Georgia [TV: 5-6] (Noon ET) Kentucky at Louisville *Mississippi State at Ole Miss [TV: 5-6] (2:30 p.m. CT) South Carolina at Clemson *Tennessee at Vanderbilt [TV: 5-6] (6:30 p.m. CT)</p>
<p><u>Sept. 17</u> <u>Arkansas</u> 42, Texas State 3 [TV: 5-6] (72,114) *Texas A&M 29, <u>Auburn</u> 16 [TV: 2-6] (87,175) <u>Florida</u> 32, North Texas 0 [TV: 4-6] (86,848) <u>Kentucky</u> 62, New Mexico State 42 [TV: 5-6] (49,669) *<u>LSU</u> 23, Mississippi State 20 [TV: 3-6] (99,910) *Alabama 48, <u>Ole Miss</u> 43 [TV: 1] (66,176) *Georgia 28, <u>Missouri</u> 27 [TV: 5-6] (57,098) South Carolina 20, East Carolina 15 [TV: 5-6] (80,384) <u>Tennessee</u> 28, Ohio 19 [TV: 5-6] (101,362) <u>Georgia Tech</u> 38, Vanderbilt 7 [TV: 12] (41,916)</p>	<p><u>Oct. 29</u> *<u>Florida</u> 24, Georgia 10 (Jacksonville) [TV: 1] (84,681) *Auburn 40, <u>Ole Miss</u> 29 [TV: 5-6] (65,927) <u>Mississippi State</u> 56, Samford 41 [TV: 5-6] (58,019) *<u>Kentucky</u> 35, <u>Missouri</u> 21 [TV: 5-6] (50,234) *<u>South Carolina</u> 24, Tennessee 21 [TV: 3-6] (78,696) <u>Texas A&M</u> 52, New Mexico State 10 [TV: 4-6] (99,960)</p>	<p><u>Dec. 3</u> SEC Football Championship (Atlanta) [TV:1] (4 p.m. ET)</p> <p>* SEC Game</p>
<p><u>Sept. 24</u> <u>Alabama</u> 48, Kent State 0 [TV: 5-6] (101,821) *<u>Auburn</u> 18, LSU 13 [TV: 2-6] (87,451) *<u>Kentucky</u> 17, South Carolina 10 [TV: 5-6] (51,702) *<u>Ole Miss</u> 45, Georgia 14 [TV: 2-6] (65,843) Mississippi State 47, UMass 35 [TV: 10] (13,074) <u>Missouri</u> 79, Delaware State 0 [TV: 5-6] (53,472) *<u>Tennessee</u> 38, Florida 28 [TV: 1] (102,455) *Texas A&M 45, Arkansas 24 (Arlington) [TV: 2-6] (67,751) Vanderbilt 31, <u>Western Kentucky</u> 30 OT [TV: 11] (23,674)</p>	<p><u>Nov. 5</u> *<u>Arkansas</u> 31, Florida 10 [TV: 1] (74,432) *<u>Auburn</u> 23, Vanderbilt 16 [TV: 2-6] (87,451) *Georgia 27, <u>Kentucky</u> 24 [TV: 5-6] (62,507) *Alabama 10, <u>LSU</u> 0 [TV: 1] (102,321) <u>Ole Miss</u> 37, Georgia Southern 27 [TV: 4-6] (60,263) *<u>Mississippi State</u> 35, Texas A&M 28 [TV: 5-6] (58,407) *<u>South Carolina</u> 31, Missouri 21 [TV: 5-6] (73,817) <u>Tennessee</u> 55, Tennessee Tech 0 [TV: 5-6] (98,343)</p>	<p>NOTES: Home team game time listed. Home team underlined. SEC team game time listed if non-conference game.</p>



2016 SEC FOOTBALL SCHEDULE

(Tentative and Subject to Change)



Date Team	Sept. 3	Sept. 10	Sept. 17	Sept. 24	Oct. 1	Oct. 8	Oct. 15	Oct. 22	Oct. 29	Nov. 5	Nov. 12	Nov. 19	Nov. 26
ALABAMA	SOUTHERN CAL Arlington, Texas	WESTERN KENTUCKY Tuscaloosa	OLE MISS Oxford	KENT STATE Tuscaloosa	KENTUCKY Tuscaloosa	ARKANSAS Fayetteville	TENNESSEE Knoxville	TEXAS A&M Tuscaloosa	TEXAS A&M Tuscaloosa	LSU Baton Rouge	MISSISSIPPI STATE Tuscaloosa	CHATTANOOGA Tuscaloosa	AUBURN Tuscaloosa
ARKANSAS	LOUISIANA TECH Fayetteville	TCU Fort Worth	TEXAS STATE Fayetteville	TEXAS A&M Arlington, Texas	ALCORN STATE Little Rock	ALABAMA Fayetteville	OLE MISS Fayetteville	AUBURN Auburn	AUBURN Auburn	FLORIDA Fayetteville	LSU Fayetteville	MISSISSIPPI STATE Starkville	MISSOURI Columbia (Nov. 25)
AUBURN	CLEMSON Auburn	ARKANSAS STATE Auburn	TEXAS A&M Auburn	LSU Auburn	LOUISIANA-MONROE Auburn	MISSISSIPPI STATE Starkville	MISSOURI Gainesville	ARKANSAS Auburn	OLE MISS Oxford	VANDERBILT Auburn	GEORGIA Athens	ALABAMA A&M Auburn	ALABAMA Tuscaloosa
FLORIDA	UMASS Gainesville	KENTUCKY Gainesville	NORTH TEXAS Gainesville	TENNESSEE Knoxville	VANDERBILT Nashville	MISSOURI Gainesville	MISSOURI Gainesville		GEORGIA Jacksonville	ARKANSAS Fayetteville	SOUTH CAROLINA Gainesville	LSU Baton Rouge	FLORIDA STATE Tallahassee
GEORGIA	NORTH CAROLINA Atlanta	NICHOLS STATE Athens	MISSOURI Columbia	OLE MISS Oxford	TENNESSEE Athens	SOUTH CAROLINA Columbia	VANDERBILT Athens		FLORIDA Jacksonville	KENTUCKY Lexington	AUBURN Athens	LOUISIANA-LAFAYETTE Athens	GEORGIA TECH Athens
KENTUCKY	SOUTHERN MISS Lexington	FLORIDA Gainesville	NEW MEXICO STATE Lexington	SOUTH CAROLINA Lexington	ALABAMA Tuscaloosa	VANDERBILT Lexington		MISSISSIPPI STATE Lexington	MISSOURI Columbia	GEORGIA Lexington	TENNESSEE Knoxville	AUSTIN PEAY Lexington	LOUISVILLE Louisville
LSU	WISCONSIN Green Bay	JACKSONVILLE STATE Baton Rouge	MISSISSIPPI STATE Baton Rouge	AUBURN Auburn	MISSOURI Baton Rouge	FLORIDA Gainesville	SOUTHERN MISS Baton Rouge	OLE MISS Baton Rouge	OLE MISS Baton Rouge	ALABAMA Baton Rouge	ARKANSAS Fayetteville	FLORIDA Baton Rouge	TEXAS A&M College Station (Nov. 24)
OLE MISS	FLORIDA STATE Orlando (Sept. 5)	WOFFORD Oxford	ALABAMA Oxford	GEORGIA Oxford	MEMPHIS Oxford	ARKANSAS Fayetteville	ARKANSAS Fayetteville	LSU Baton Rouge	AUBURN Oxford	GEORGIA SOUTHERN Oxford	TEXAS A&M College Station	VANDERBILT Nashville	MISSISSIPPI STATE Oxford
MISSISSIPPI STATE	SOUTH ALABAMA Starkville	SOUTH CAROLINA Starkville	LSU Baton Rouge	UMASS Foxborough	AUBURN Starkville	BYU Provo (Oct. 14)	BYU Provo (Oct. 14)	KENTUCKY Lexington	SAMFORD Starkville	TEXAS A&M Starkville	ALABAMA Tuscaloosa	ARKANSAS Starkville	OLE MISS Oxford
MISSOURI	WEST VIRGINIA Morgantown	EASTERN MICHIGAN Columbia	GEORGIA Columbia	DELAWARE STATE Columbia	LSU Baton Rouge	FLORIDA Gainesville	FLORIDA Gainesville	MIDDLE TENNESSEE Columbia	KENTUCKY Columbia	SOUTH CAROLINA Columbia, S.C.	VANDERBILT Columbia	TENNESSEE Knoxville	ARKANSAS Columbia (Nov. 25)
SOUTH CAROLINA	VANDERBILT Nashville (Sept. 1)	MISSISSIPPI STATE Starkville	EAST CAROLINA Columbia	KENTUCKY Lexington	TEXAS A&M Columbia	GEORGIA Columbia		UMASS Columbia	TENNESSEE Columbia	MISSOURI Columbia, S.C.	FLORIDA Gainesville	WESTERN CAROLINA Columbia	CLEMSON Clemson
TENNESSEE	APPALACHIAN STATE Knoxville (Sept. 1)	VIRGINIA TECH Bristol, Tenn.	OHIO Knoxville	FLORIDA Knoxville	GEORGIA Athens	TEXAS A&M College Station	ALABAMA Knoxville		SOUTH CAROLINA Columbia	TENNESSEE TECH Knoxville	KENTUCKY Knoxville	MISSOURI Knoxville	VANDERBILT Nashville
TEXAS A&M	UCLA College Station	PRAIRIE VIEW College Station	AUBURN Auburn	ARKANSAS Arlington, Texas	SOUTH CAROLINA Columbia	TENNESSEE College Station		ALABAMA Tuscaloosa	NEW MEXICO STATE College Station	MISSISSIPPI STATE Starkville	OLE MISS College Station	TEXAS-SAN ANTONIO College Station	LSU College Station (Nov. 24)
VANDERBILT	SOUTH CAROLINA Nashville (Sept. 1)	MIDDLE TENNESSEE Nashville	GEORGIA TECH Atlanta	WESTERN KENTUCKY Bowling Green	FLORIDA Nashville	KENTUCKY Lexington	GEORGIA Athens	TENNESSEE STATE Nashville		AUBURN Auburn	MISSOURI Columbia	OLE MISS Nashville	TENNESSEE Nashville

2016 SEC CHAMPIONSHIP GAME • DECEMBER 3 • GEORGIA DOME • ATLANTA, GA.

2016 SEC FOOTBALL MEDIA SERVICES

SEC COACHES TELECONFERENCE

Dates: Every Wednesday (8/31 - 11/23)
Number: (877) 381-5694 (Confidential)
Replays: www.SECsports.com

Order of Appearance (All Times Central)

10:00 a.m. Ed Orgeron, LSU
 10:10 a.m. Kirby Smart, Georgia
 10:20 a.m. Jim McElwain, Florida
 10:30 a.m. Derek Mason, Vanderbilt
 10:40 a.m. Nick Saban, Alabama
 10:50 a.m. Butch Jones, Tennessee
 11:00 a.m. Bret Bielema, Arkansas
 11:10 a.m. Barry Odom, Missouri
 11:20 a.m. Hugh Freeze, Ole Miss
 11:30 a.m. Kevin Sumlin, Texas A&M
 11:40 a.m. Mark Stoops, Kentucky
 11:50 a.m. Dan Mullen, Mississippi State
 12:00 p.m. Will Muschamp, South Carolina
 12:10 p.m. Gus Malzahn, Auburn

SEC FOOTBALL WEEKLY MEDIA SERVICES

Sundays - Statistics, Standings (Early AM); Early Version of Release (Late PM)
 Mondays - Final Statistics (Early AM); Players of the Week (Mid to late AM);
 TV Selections (Mid to late AM)

Tuesdays - Entire Release available via email/SECsports.com/CollegePressBox (Mid to late AM)

Wednesdays - Football Coaches Media Teleconference (10 a.m. CT) / Available on
 SECsports.com(mid-PM)

Thursdays/Fridays - Game previews/analysis on SECsports.com and SEC Network

Saturdays - Post-game quotes, notes, books & stats available on CollegePressBox.com; Full
 gameday coverage at SECsports.com

SEC COMMUNICATIONS STAFF

Herb Vincent, Associate Commissioner (hvincent@sec.org / @SECherbin)

Chuck Dunlap, Director (cdunlap@sec.org / @SEC_Chuck)

- Primary SEC Football Contact

Craig Pinkerton, Director (cpinkerton@sec.org / @SEC_Craig)

Tammy Wilson, Director (twilson@sec.org / @SEC_Tammy)

B.C. Romano, Video Director (bcromano@sec.org)

Ben Beaty, Assistant Director (bbeaty@sec.org / @BenBeaty)

- Secondary Football Contact

Jill Skotarczak, Assistant Director (jskotarczak@sec.org / @SEC_Jill)

Ann Drinkard, Assistant/Digital Media (adrinkard@sec.org / @anndrinkard)

Office Phone: (205) 458-3000 / Fax: (205) 458-3030

SEC FOOTBALL INFORMATION ON THE INTERNET

SECsports.com is the official website of the Southeastern Conference. Football information is updated regularly on the site including stats, standings, news and notes. The site also contains video highlights and features during the season.

Collegepressbox.com is the official media website for SEC football. Access and download weekly game notes, quotes, statistics, media guides, photos, logos and more for the conference and each of its 14 member schools throughout the season. Registration information will be distributed to accredited media or you may apply for access at www.collegepressbox.com/password.

The SEC also offers a media-only section on its website - www.secsportsmedia.com. The site houses all media information for the other 20 sports the SEC sponsors as well as logos, photos and credentialing for all SEC neutral-site championships, including the SEC Football Championship Game.

SEC FOOTBALL CONTACTS**ALABAMA - Josh Maxson**

jmaxson@ia.ua.edu
 Phone: (205) 348-3631
 Secondary Contact: Jessica Pare
 jpare@ia.ua.edu
 Phone: (205) 348-6084

ARKANSAS - Patrick Pierson

pspierso@uark.edu
 Phone: (479) 387-8569
 Twitter: @pierson_SID
 Secondary Contact: Brandon Langlois
 langlois@uark.edu
 Phone: (601) 405-5650

AUBURN - Shelly Poe

slp0019@auburn.edu
 Phone: (479) 575-7430
 Twitter: @shellypoe

Kirk Sampson

kirk@auburn.edu
 Phone: (334) 844-9800
 Twitter: @AuburnSID

FLORIDA - Steve McClain

stevem@gators.ufl.edu
 Phone: (352) 317-8132
 Secondary Contact: Will Pantages
 WillP@gators.ufl.edu
 Phone: (352) 275-3398

GEORGIA - Claude Felton

cfelton@sports.uga.edu
 Phone: (706) 542-1621
 Secondary Contact: Christopher Lakos
 clakos@sports.uga.edu
 Secondary Contact: Leland Barrow
 leland@sports.uga.edu

KENTUCKY - Susan Lax

Slax0@uky.edu
 Phone: (859) 257-3838
 Twitter: @slax0

Tony Neely

tneely@uky.edu; Twitter: @tneel
 Secondary Contact: Evan Crane
 wesley.crane@uky.edu; @UKMR_Evan

LSU - Michael Bonnette

mbonnet@lsu.edu
 Phone: (225) 578-8226
 Twitter: @Subonnette
 Secondary Contact: Jake Terry
 jterry9@lsu.edu

OLE MISS - Kyle Campbell

kyle@olemiss.edu
 Phone: (662) 915-7522
 Twitter: @CampbellKyle
 Secondary Contact: Joey Jones
 joeyj@olemiss.edu
 Phone: (662) 915-7526

MISSISSIPPI STATE - Bill Martin

bmartin@athletics.msstate.edu
 Phone: (662) 325-0967
 Twitter: @MSUBillMartin
 Secondary Contact: Andrew Piper
 apiper@athletics.msstate.edu
 Phone: (662) 325-0972

MISSOURI - Chad Moller

mollerc@missouri.edu
 Phone: (573) 268-3110
 Twitter: @ChadMo1
 Secondary Contact: Shawn Davis
 davisshaw@missouri.edu
 (573) 268-4275
 RJ Layton
 laytonr@missouri.edu
 (765) 491-5348

SOUTH CAROLINA - Steve Fink

finksc@mailbox.sc.edu
 Phone: (803) 777-7987
 Secondary Contact: Andrew Kitick
 kitick@mailbox.sc.edu
 Phone: (803) 777-5257

TENNESSEE - Stephen Lee

sklee@tennessee.edu
 Phone: (865) 974-7489
 Twitter: @StephenKLeeUT
 Secondary Contact: MJ Burns
 mjburns@utk.edu
 (865) 974-8876

TEXAS A&M - Alan Cannon

acannon@athletics.tamu.edu
 Phone: (979) 845-5725
 Secondary Contact: Brad Marquardt
 bmarquardt@athletics.tamu.edu
 Secondary Contact: Adam Quisenberry
 aquisenberry@athletics.tamu.edu

VANDERBILT - Larry Leathers

larry.leathers@vanderbilt.edu
 Phone: (615) 480-8226
 Secondary Contact: Kyle Parkinson
 kyle.parkinson@vanderbilt.edu
 Phone: (615) 343-0020

Primary Contacts in BOLD

2016 SEC FOOTBALL MEDIA SERVICES

SEC SCHOOL WEEKLY PRESS CONFERENCES (Streamed live on SEC Network +)

(Some schools may not have a press conference prior to open date weekend.)

ALABAMA – Game week Mondays at Noon CT in the Naylor Stone Media Room.

ARKANSAS – Game week Mondays at Noon CT in the press conference room inside the Fred W. Smith Football Center.

AUBURN – Game week Tuesdays 11:15 a.m. CT in Auburn Athletic Complex Auditorium. Also available via teleconference (same information as below).

FLORIDA – Game week Mondays in the pressbox of Ben Hill Griffin Stadium (McElwain - approx. 11:45 a.m. ET with players after). Video replay at Gatorvision.com. Contact UF Communications Dept. for passcodes or emailed transcripts.

GEORGIA – Game week Mondays from noon ET to 1 p.m. At Butts-Mehre team meeting room.

KENTUCKY – Game week Mondays at Noon ET in the Commonwealth Stadium Media Room.

LSU – Game week Mondays from 12:30 – 1:15 p.m. CT in LSU Athletic Admin. Building.

OLE MISS – Game week Mondays at 11:30 a.m. CT in Team Meeting Room of Manning Center.

MISSISSIPPI STATE – Game week Mondays at 1 p.m. CT in the media room on the third floor of the Leo Seal Jr. Football Complex.

MISSOURI – Game week Mondays at 3:30 p.m. CT in MATC Complex (Coach 3:30 / Players 4:00).

SOUTH CAROLINA – Game week Tuesdays at 1 p.m. ET, Media Interview Room, Williams-Brice Stadium.

TENNESSEE – Game week Mondays at Noon ET, Ray and Lucy Hand Digital Studio in Brenda Lawson Center.

TEXAS A&M – Game week Tuesdays beginning around 11 am CT, Kyle Field Media Center. (Head coach and coordinators begin at 12 noon and will be streamed live at 12thMan.com)

VANDERBILT – Game week Tuesdays at Noon CT in the McGugin Center.

SEC SCHOOL WEEKLY TELECONFERENCES

(Contact school's SID office for additional teleconference information. Phone numbers are confidential and for media use only. Some schools may not have a teleconference prior to open date weekend.)

ALABAMA – Coach Saban participates in the weekly SEC media teleconference.

ARKANSAS – Coach Bielema participates in the weekly SEC media teleconference.

AUBURN – Coach Malzahn participates in the weekly SEC media teleconference.

FLORIDA – Coach McElwain participates in the weekly SEC media teleconference.

GEORGIA – Coach Smart participates in the weekly SEC media teleconference.

KENTUCKY – Coach Stoops participates in the weekly SEC media teleconference.

LSU – Coach Orgeron participates in the weekly SEC media teleconference.

OLE MISS – Mondays at 11:30 a.m. CT at (800) 793-6775, code 7332 0717 for Freeze.

MISSISSIPPI STATE – Coach Mullen participates in the weekly SEC media teleconference.

MISSOURI – Coach Odom participates in the weekly SEC media teleconference.

SOUTH CAROLINA – Sundays 7 p.m. ET at (800) 793-6775, code 1767 9277 for Muschamp.

TENNESSEE – Coach Jones participates in the weekly SEC media teleconference.

TEXAS A&M – Coach Sumlin participates in the weekly SEC media teleconference.

VANDERBILT – Coach Mason participates in the weekly SEC media teleconference.

SEC SCHOOL SATELLITE/FTP FEEDS

(Contact school's SID office for copyright and usage information. Some schools may not have a feed prior to open date weekend.)

ALABAMA – Weekly feeds available on FTP. For more information contact Christopher England (cengland@ia.ua.edu).

ARKANSAS – Weekly feeds available on FTP. Contact Michelle Glover (mgllover@uark.edu) or Eric Frey (ericfrey@uark.edu) for more information.

AUBURN – Weekly feeds available on FTP on Tuesdays. Contact Andy Young of AU Athletics Department at (334) 750-6306.

FLORIDA – For information on how to utilize UF's XOS Digital XChange, email Jon Rubin of GatorVision at JonR@gators.ufl.edu. Video will be updated each Monday by 3:30 p.m. ET during the season.

GEORGIA – Weekly following Monday press conferences and following home games. Contact Karen Huff, UGA sports communications office (khuff@sports.uga.edu).

KENTUCKY – Weekly feeds available on FTP. Contact Susan Lax at UK Media Relations (slax0@uky.edu) for information.

LSU – Weekly feeds available via FTP each Monday after 4:30 p.m. CT. Contact Michael Bonnette at mbonnet@lsu.edu for details.

OLE MISS – Weekly feeds available on FTP after 4 p.m. CT on Mondays. Contact Micah Ginn (micah@olemiss.edu) of Ole Miss Athletics.

MISSISSIPPI STATE – Weekly feeds available on FTP on Mondays. Please contact Bill Martin at bmartin@athletics.msstate.edu.

MISSOURI – Contact MU Media Relations for additional information.

SOUTH CAROLINA – Weekly feeds available on FTP. Contact Matt Freed at USC Media Relations (mfreed@mailbox.sc.edu) for details.

TENNESSEE – Coach Jones' Monday press conference and weekly highlight feeds are available via FTP site. Contact Stephen K. Lee (sklee@utk.edu) for FTP information.

TEXAS A&M – Weekly feeds available on FTP. Contact Adam Quisenberry (aquisenberry@athletics.tamu.edu) for username and password information.

VANDERBILT – Contact VU Media Relations for additional information.

STUDENT-ATHLETE GAME WEEK INTERVIEWS

ALABAMA – Other than the Monday press conference attendees, players will be available by request before practice on Tuesdays and after practice on Wednesdays. Consult weekly media schedule for times and locales.

ARKANSAS – Players will be available by request on Tuesday (defensive players only) and Wednesday (offensive players only) after practice. Please go through UA Communications Office to arrange interviews and check player availability.

AUBURN – Player interviews should be arranged through the Auburn Media Relations Office. The following are the opportunities for player interviews, including phone interviews: Sunday post-practice; Tuesday following Coach Gus Malzahn's press conference. Players are not available Wednesday-Friday.

FLORIDA – Players are available for interviews every Monday at Coach McElwain's weekly press conference as well as Tuesday of game week at the indoor practice facility.

GEORGIA – Players are available at the Monday noon press conference and after practice Tuesdays and Wednesdays.

KENTUCKY – Players available for interviews after practice on Tuesdays and Wednesdays.

LSU – Players are available for interviews following coaches press conference on Monday and after practice on Monday and Tuesday.

OLE MISS – Players available for interviews following the coaches press conference on Monday, based on requests received by Ole Miss SID office by 3 p.m. CT on Sunday. Additional interviews will be conducted after evening practices on Tuesday.

MISSISSIPPI STATE – Players are available following Monday and Tuesday practices in the media room on the third floor of the Leo Seal Jr. Football Complex.

MISSOURI – Players are available on Monday at press conference, based on requests received to Chad Moller (mollerc@missouri.edu) by noon on Sunday.

SOUTH CAROLINA – Tuesdays after practice at Williams-Brice Stadium. Requests for specific players should be submitted 24 hours in advance.

TENNESSEE – Players are available at Monday press conference and on Tuesday at noon in Ray and Lucy Hand Digital Studio.

TEXAS A&M – Players are available at Tuesday media luncheon. Requests for specific players must be made 24 hours in advance to Alan Cannon (acannon@athletics.tamu.edu). No interviews after Wednesday of game week.

VANDERBILT – Select players are available for interviews after the Wednesday morning practice (approximately 10 am CT). Contact VU SID office to arrange interviews.

SCHOOL WEBSITES

ALABAMA – www.rolltide.com

ARKANSAS – www.arkansasrazorbacks.com

AUBURN – www.auburntigers.com

FLORIDA – www.FloridaGators.com

GEORGIA – www.georgiadogs.com

KENTUCKY – www.ukathletics.com

LSU – www.lsusports.net

OLE MISS – www.olemisssports.com

MISSISSIPPI STATE – www.HailState.com

MISSOURI – www.mutigers.com

SOUTH CAROLINA – www.gamecocksonline.com

TENNESSEE – www.utsports.com

TEXAS A&M – www.12thMan.com (Media site: www.12thman.com/media)

VANDERBILT – www.vucommODOres.com

Statistical Comparisons



Texas-San Antonio (5-5)
at Texas A&M (7-3, 4-3 SEC)
 11 a.m. CT | ESPN
 Series: First Meeting



Last Week

Ole Miss def. Texas A&M 29-28
 Louisiana Tech def. UTSA 63-35

	Texas-San Antonio	Texas A&M
Rushing Offense	170.4 (71)	223.9 (24)
Passing Offense	204.1 (94)	247.5 (49)
Total Offense	471.4 (28)	374.5 (100)
Scoring Offense	31.6 (50)	36.3 (30)
Rushing Defense	170.2 (69)	192.9 (82)
Passing Defense	243.0 (80)	252.7 (87)
Total Defense	413.2 (72)	445.6 (97)
Scoring Defense	30.3 (78)	22.2 (31)
Interceptions	7 (81)	12 (21)
Sacks	2.90 (18)	2.20 (56)
Tackles for loss	5.6 (76)	9.0 (1)
Turnover margin	+0.50 (28)	+0.60 (22)

FBS rank in ()



Louisiana-Lafayette (4-5)
at Georgia (6-4, 4-4 SEC)
 Noon ET | SEC Network Alt.
 Series: UGA leads 1-0



Last Week

Georgia def. Auburn 13-7
 Louisiana-Lafayette def. Georgia Southern 33-26

	Louisiana-Lafayette	Georgia
Rushing Offense	178.1 (62)	174.0 (66)
Passing Offense	199.0 (96)	204.7 (93)
Total Offense	377.1 (96)	378.7 (94)
Scoring Offense	23.4 (106)	22.6 (112)
Rushing Defense	118.3 (20)	119.1 (21)
Passing Defense	257.1 (94)	189.0 (17)
Total Defense	375.4 (42)	308.1 (11)
Scoring Defense	27.1 (61)	24.0 (40)
Interceptions	5 (108)	11 (31)
Sacks	2.33 (47)	2.10 (68)
Tackles for loss	6.7 (36)	4.5 (116)
Turnover margin	-0.22 (89)	+0.50 (28)

FBS rank in ()



Florida (7-2, 5-2 SEC)
at LSU (6-3, 4-2 SEC)
 Noon CT | SEC Network
 Series: UF leads 31-28-3



Last Week

Florida def. South Carolina 20-7
 LSU def. Arkansas 38-10

	Florida	LSU
Rushing Offense	152.7 (93)	233.6 (21)
Passing Offense	225.4 (73)	170.7 (112)
Total Offense	378.1 (95)	404.2 (71)
Scoring Offense	26.2 (82)	27.4 (74)
Rushing Defense	111.7 (12)	114.0 (16)
Passing Defense	155.1 (3)	198.3 (28)
Total Defense	266.8 (3)	312.3 (13)
Scoring Defense	13.3 (5)	13.9 (6)
Interceptions	12 (21)	9 (52)
Sacks	3.00 (16)	2.67 (29)
Tackles for loss	6.2 (50)	6.3 (45)
Turnover margin	+0.11 (53)	+0.11 (53)

FBS rank in ()



Missouri (3-7, 1-5 SEC)
at Tennessee (7-3, 3-3 SEC)
 3:30 p.m. ET | CBS
 Series: MO leads 3-1



Last Week

Missouri def. Vanderbilt 26-17
 Tennessee def. Kentucky 49-36

	Missouri	Tennessee
Rushing Offense	191.0 (47)	187.6 (50)
Passing Offense	295.7 (24)	224.6 (74)
Total Offense	486.7 (24)	412.2 (62)
Scoring Offense	31.2 (54)	33.8 (42)
Rushing Defense	225.3 (109)	216.8 (102)
Passing Defense	239.1 (78)	200.6 (31)
Total Defense	464.4 (110)	417.4 (76)
Scoring Defense	29.1 (70)	26.9 (57)
Interceptions	13 (14)	8 (67)
Sacks	2.10 (68)	2.40 (42)
Tackles for loss	5.5 (80)	7.9 (12)
Turnover margin	0.00 (61)	-0.50 (102)

FBS rank in ()

Statistical Comparisons



Western Carolina (2-8)
at South Carolina (5-5, 3-5 SEC)
 4 p.m. ET | SEC Network Alt.
 Series: SC leads 4-0



Last Week

Florida def. South Carolina 20-7
 Furman def. Western Carolina 49-21

	Western Carolina	South Carolina
Rushing Offense	144.3	112.3 (120)
Passing Offense	244.3	210.8 (92)
Total Offense	388.6	323.1 (121)
Scoring Offense	23.4	18.0 (125)
Rushing Defense	297.8	194.8 (85)
Passing Defense	217.9	194.9 (25)
Total Defense	515.7	389.7 (52)
Scoring Defense	35.2	21.1 (23)
Interceptions	6	13 (14)
Sacks	0.90	1.90 (81)
Tackles for loss	3.6	5.9 (60)
Turnover margin	-0.60	+1.00 (7)

FBS rank in ()



Austin Peay (0-10)
at Kentucky (5-5, 4-4 SEC)
 4:30 p.m. ET | SEC Network
 Series: First Meeting



Last Week

Tennessee def. Kentucky 49-36
 Eastern Kentucky def. Austin Peay 67-30

	Austin Peay	Kentucky
Rushing Offense	175.7	238.5 (17)
Passing Offense	200.1	176.3 (108)
Total Offense	375.8	414.8 (59)
Scoring Offense	24.6	28.2 (68)
Rushing Defense	255.5	216.3 (99)
Passing Defense	260.8	226.6 (61)
Total Defense	516.3	442.9 (91)
Scoring Defense	46.8	32.3 (95)
Interceptions	4	8 (67)
Sacks	0.90	1.70 (91)
Tackles for loss	4.8	5.2 (96)
Turnover margin	-1.00	-0.90 (119)

FBS rank in ()



Chattanooga (8-2)
at Alabama (10-0, 7-0 SEC)
 6 p.m. CT | ESPN2
 Series: UA leads 12-0



Last Week

Alabama def. Mississippi State 51-3
 Wofford def. Chattanooga 36-28

	Chattanooga	Alabama
Rushing Offense	214.7	255.2 (12)
Passing Offense	211.8	237.0 (62)
Total Offense	426.5	492.2 (23)
Scoring Offense	36.1	41.2 (14)
Rushing Defense	135.9	68.8 (1)
Passing Defense	139.3	190.7 (18)
Total Defense	275.2	259.5 (2)
Scoring Defense	16.9	12.2 (2)
Interceptions	5	10 (42)
Sacks	2.60	4.00 (1)
Tackles for loss	6.1	8.1 (9)
Turnover margin	+0.10	+0.20 (45)

FBS rank in ()



Arkansas (6-4, 2-4 SEC)
at Mississippi State (4-6, 2-4 SEC)
 6 p.m. CT | ESPNU
 Series: ARK leads 15-10-1



Last Week

LSU def. Arkansas 38-10
 Alabama def. Mississippi State 51-3

	Arkansas	Mississippi State
Rushing Offense	158.7 (82)	213.6 (32)
Passing Offense	250.4 (47)	215.3 (86)
Total Offense	409.1 (64)	428.9 (51)
Scoring Offense	28.8 (63)	28.1 (69)
Rushing Defense	217.6 (103)	157.3 (54)
Passing Defense	203.6 (36)	277.3 (116)
Total Defense	421.2 (77)	434.6 (84)
Scoring Defense	29.9 (76)	31.9 (91)
Interceptions	9 (52)	11 (31)
Sacks	1.90 (81)	2.10 (68)
Tackles for loss	4.7 (111)	6.6 (38)
Turnover margin	-0.10 (70)	+0.40 (33)

FBS rank in ()

Statistical Comparisons



**Alabama A&M (4-6)
at Auburn (7-3, 5-2 SEC)**
6:30 p.m. CT | SEC Network Alt.
Series: AU leads 1-0



Last Week

Georgia def. Auburn 13-7
Alabama A&M: Bye

	Alabama A&M	Auburn
Rushing Offense	193.1	282.5 (7)
Passing Offense	197.2	178.6 (105)
Total Offense	390.3	461.1 (36)
Scoring Offense	26.2	32.0 (48)
Rushing Defense	218.3	126.8 (26)
Passing Defense	228.7	228.2 (63)
Total Defense	447.0	355.0 (25)
Scoring Defense	26.2	15.7 (8)
Interceptions	9	7 (81)
Sacks	1.40	2.30 (49)
Tackles for loss	6.4	6.4 (43)
Turnover margin	-0.10	+0.20 (45)

FBS rank in ()



**Ole Miss (5-5, 2-4 SEC)
at Vanderbilt (4-6, 1-5 SEC)**
7 p.m. CT | SEC Network
Series: UM leads 50-39-2



Last Week

Ole Miss def. Texas A&M 29-28
Missouri def. Vanderbilt 26-17

	Ole Miss	Vanderbilt
Rushing Offense	149.5 (96)	158.2 (83)
Passing Offense	318.6 (13)	163.9 (114)
Total Offense	468.1 (30)	322.1 (122)
Scoring Offense	35.4 (32)	19.9 (120)
Rushing Defense	229.1 (114)	171.9 (71)
Passing Defense	219.7 (54)	233.2 (70)
Total Defense	448.8 (100)	405.1 (61)
Scoring Defense	31.5 (89)	22.0 (29)
Interceptions	8 (67)	5 (108)
Sacks	1.70 (91)	1.00 (121)
Tackles for loss	6.3 (47)	5.3 (93)
Turnover margin	-0.20 (84)	+0.50 (28)

FBS rank in ()

THE STRENGTH OF THE SEC SCHEDULE

STRENGTH OF SCHEDULE RATINGS

SAGARIN RATINGS

The numbers to the right of a team's schedule strength are its rank of schedule - (in parentheses) - and its record versus teams in these rating's CURRENT top 10 and top 30 respectively.

CONFERENCE	CENTRAL MEAN	SIMPLE AVERAGE TEAMS	WIN50%
1 SEC-WEST	(A) = 86.18	86.48 (1) 7 86.16 (1)	
2 PAC-12(SOUTH)	(A) = 79.02	78.33 (4) 6 78.65 (3)	
3 PAC-12(NORTH)	(A) = 78.89	79.08 (2) 6 79.02 (2)	
4 BIG TEN-EAST	(A) = 77.63	78.57 (3) 7 77.57 (4)	
5 ACC-ATLANTIC	(A) = 77.33	77.79 (5) 7 77.46 (5)	
6 BIG 12	(A) = 77.21	75.95 (7) 10 76.75 (6)	
7 ACC-COASTAL	(A) = 77.09	76.30 (6) 7 76.52 (7)	
8 BIG TEN-WEST	(A) = 75.25	74.34 (8) 7 74.83 (8)	
9 SEC-EAST	(A) = 72.34	73.22 (9) 7 73.02 (9)	
10 AAC WEST	(A) = 71.29	70.39 (10) 6 70.71 (10)	

1 Alabama	A = 105.09
2 Ohio State	A = 101.96
3 Michigan	A = 99.50
4 Louisville	A = 93.47
5 Clemson	A = 92.96
6 Washington	A = 91.87
7 LSU	A = 90.90
8 Wisconsin	A = 89.71
9 Auburn	A = 88.57
10 Oklahoma	A = 87.97
13. Texas A&M	
18. Ole Miss	
21. Tennessee	
23. Florida	

CFB MATRIX STRENGTH OF SCHEDULE RANKINGS

CONFERENCE AVERAGE RANKING

SEC - 26.21
PAC - 12 - 42.22
ACC - 43.35
BIG TEN - 45
Big 12 - 78.9

SOS RANKINGS

1 Oregon St
2 Florida St
3 Tennessee
4 Ole Miss
5 Arkansas
6 Alabama
7 Penn St
8 Rutgers
9 Arizona
10 Clemson
11 Auburn
12 Vanderbilt
13 UCLA
14 Texas A&M
15 LSU
16 Ohio St
17 Oregon
18 Syracuse
19 Northwestern
20 Illinois

NCAA.COM STRENGTH OF SCHEDULE

1 Tennessee
2. Oregon State
3. Clemson
Florida State
5. Arkansas
6. Ole Miss
7. Penn State
8. Arizona
Northwestern
Oregon
13. Alabama
17. LSU

COLLEGE FOOTBALL COMPUTER COMPOSITE (CFCC) RANKING

(Five of the computer rankings that contributed to the Bowl Championship Series have reunited for a composite ranking that takes the human element out of college football team evaluation.

Richard Billingsley, Wes Colley, Ken Massey, Jeff Sagarin and Peter Wolfe have combined the metrics that helped forge 16 years of championship matchups. Those include such factors as wins and losses, strength of schedule, home-field advantage, recency of game and, in some cases, margin of victory to give an objective rating of all 128 FBS teams.

College Football Computer Composite (CFCC) Ranking (Nov. 14, 2016)									
CFCC	Team	W-L	Change	BIL	COL	MAS	SAG	WOL	GEO. MEAN
1	Alabama	10-0	0	1	1	1	1	1	1
2	Ohio State	9-1	3	2	2	2	2	2	2
3	Michigan	9-1	0	5	4	3	3	4	3.7279
4	Clemson	9-1	-2	3	3	6	5	3	3.8168
5	Washington	9-1	-1	4	9	4	6	5	5.3345
6	Louisville	9-1	0	7	7	8	4	7	6.4282
7	Wisconsin	8-2	0	6	8	5	8	6	6.4907
8	Penn State	8-2	3	16	5	11	17	8	10.3658
9	USC	7-3	12	13	14	7	12	11	11.0955
10	Western Michigan	10-0	0	8	10	18	22	14	13.4705
11	Washington State	8-2	3	11	17	13	11	18	13.6927
12	Colorado	8-2	0	22	16	9	14	12	13.9707
13	Oklahoma	8-2	2	9	18	17	10	20	14.0669
14	Nebraska	8-2	2	10	12	21	30	10	14.9866
15	LSU	6-3	5	21	26	10	7	22	15.3089
16	Florida State	7-3	-3	12	21	14	15	16	15.3302
17	West Virginia	8-1	5	17	11	20	19	15	16.0525
18	Boise State	9-1	-1	24	6	22	29	13	16.422
19	Auburn	7-3	-11	30	15	16	9	23	17.1657
20	Tennessee	7-3	-1	14	13	24	21	17	17.3217
21	Texas A&M	7-3	-12	20	25	19	13	21	19.1768
22	Utah	8-2	3	19	19	15	28	19	19.584
23	Stanford	7-3	3	28	27	12	16	24	20.3426
24	Florida	7-2	3	18	22	27	23	25	22.7901
25	Oklahoma State	8-2	3	15	24	31	25	30	24.2407

• Alabama has six victories over AP Top-25 teams this season and two versus the Top 10, all of which but one (Texas A&M) have come away from home.

• Alabama is the first team in all of college football since Auburn in 1983 to defeat four consecutive AP Top 25 opponents in the regular season.

• Alabama has a nation-leading four victories over teams in the current CFP Top 25.

• Alabama has played and won four Top-25 road games on the season, as well as one at a neutral site.

• Auburn has played five AP Top 25 opponents with three victories. Auburn has also played two teams in the CFP Top 10.

• Texas A&M has three Top-25 wins, including then No. 9 Tennessee.

• Seven of Arkansas' 10 opponents were ranked in the AP Top 25 at the time.

• Tennessee has two victories over Top 25 opponents. Versus Alabama was their fourth straight Top-25 opponent of the season and second straight in the Top 10.

• The SEC has played a national-leading six (6) non-conference Top 25 opponents, including two in the Top 5.

• The SEC (tied with the Big Ten) leads the nation with four (4) wins over non-conference, Top-25 teams. The SEC tied the all-time national record with three (3) on opening weekend.

• Of the SEC's national-leading four (4) Top-25, non-conference wins, only one of the four was played at home. Of the SEC's national-leading six games versus non-conference, Top-25 teams, only two of the six were played at home.

• Only three major conference teams nationally out of 64 faced Top-25 opponents in three of their first four games. Two of those teams are in the SEC: Auburn and Ole Miss.

• All five of Ole Miss' losses are to AP Top 25 teams. Ole Miss played Top 25 teams in six of their first eight games. All six of their SEC opponents have been ranked.

SEC IN THE POLLS

Associated Press (Nov. 13)

No.	Team	Record	Points
1	ALABAMA(61)	10-0	1525
2	Ohio State	9-1	1455
3	Louisville	9-1	1357
4	Michigan	9-1	1323
5	Clemson	9-1	1304
6	Wisconsin	8-2	1214
7	Washington	9-1	1150
8	Oklahoma	8-2	1064
9	Penn State	8-2	961
10	West Virginia	8-1	920
11	Utah	8-2	807
12	Colorado	8-2	797
13	Oklahoma State	8-2	659
14	Western Michigan	10-0	634
15	USC	7-3	584
16	LSU	6-3	582
17	Florida State	7-3	569
18	AUBURN	7-3	543
19	Nebraska	8-2	504
20	Washington State	8-2	501
21	FLORIDA	7-2	435
22	Boise State	9-1	315
23	TEXAS A&M	7-3	238
24	San Diego State	9-1	97
25	Troy	8-1	63

Others (SEC Only): Tennessee (21), Arkansas (7), Ole Miss (2).

USA Today Coaches' Poll (Nov. 13)

No.	Team	Record	Points
1	ALABAMA(63)	10-0	1575
2	Ohio State	9-1	1495
3	Louisville	9-1	1418
4	Michigan	9-1	1332
5	Clemson	9-1	1318
6	Wisconsin	8-2	1231
7	Washington	9-1	1190
8	Oklahoma	8-2	1147
9	West Virginia	8-1	994
10	Penn State	8-2	923
11	Utah	8-2	909
12	Colorado	8-2	861
13	Oklahoma State	8-2	745
14	LSU	6-3	572
15	Florida State	7-3	559
16	AUBURN	7-3	542
17	Nebraska	8-2	541
18	FLORIDA	7-2	538
19	USC	7-3	473
20	Washington State	8-2	438
21	Western Michigan	10-0	431
22	TEXAS A&M	7-3	396
23	Boise State	9-1	355
24	North Carolina	7-3	114
25	San Diego State	9-1	112

Others (SEC Only): Tennessee (20), Arkansas (5).

College Football Playoff Rankings (Nov. 8)

No.	Team	Record	Rating
1	ALABAMA	9-0	—
2	Clemson	9-0	—
3	Michigan	9-0	—
4	Washington	9-0	1
5	Ohio State	8-1	1
6	Louisville	8-1	1
7	Wisconsin	7-2	1
8	TEXAS A&M	7-2	4
9	AUBURN	7-2	—
10	Penn State	7-2	2
11	Oklahoma	7-2	3
12	Colorado	7-2	3
13	Oklahoma State	7-2	5
14	Virginia Tech	7-2	5
15	Utah	7-2	1
16	West Virginia	7-1	4
17	North Carolina	7-2	4
18	Florida State	6-3	4
19	Nebraska	7-2	9
20	USC	6-3	NR
21	Western Michigan	9-0	2
22	Boise State	8-1	2
23	Washington State	7-2	2
24	LSU	5-3	11
25	ARKANSAS	6-3	NR



SATELLITE RADIO SCHEDULE

The following games are scheduled to be on SiriusXM satellite radio for the weekend of Nov. 19:

	Sirius / XM
Nov. 19	
UT-Chattanooga at Alabama (6 p.m. CT)	138/190
Alabama A&M at Auburn (6:30 p.m. CT)	145/191
Louisiana-Lafayette at Georgia (Noon ET)	145/191
Austin Peay at Kentucky (4:30 p.m. ET)	108/192
*Florida at LSU (Noon CT)	108/192
*Arkansas at Mississippi State (6 p.m. CT)	93/203
Western Carolina at South Carolina (4 p.m. ET)	145/191
*Missouri at Tennessee (3:30 p.m. ET)	138/190
Texas-San Antonio at Texas A&M (11 a.m. CT)	138/190
*Ole Miss at Vanderbilt (7 p.m. CT)	108/192

SEC Nation on The SEC Network

Saturdays in the SEC are all about family, food, football... and SEC Nation. SEC Nation airs live from a different SEC campus each Saturday at 10 a.m. ET.

SEC Nation enters its third college football season with a new host. Maria Taylor will anchor the traveling pregame show, navigating the Saturday morning conversations of returning analysts Tim Tebow, Marcus Spears and Paul Finebaum.

SEC Network's Laura Rutledge also begins traveling with the show this fall, providing live reports of the sights and sounds of southern tailgating. Kaylee Hartung will continue to contribute to the show with features.

SEC Nation Schedule:

Date	Time (ET)	School/City
Thurs., Sept. 1	6 p.m.	Tennessee/Knoxville
Sat., Sept. 3	10 a.m.	Texas A&M/College Station
Sat., Sept. 10	10 a.m.	Miss. State/Starkville
Sat., Sept. 17	10 a.m.	Ole Miss/Oxford
Sat., Sept. 24	10 a.m.	Auburn/Auburn
Sat., Oct. 1	10 a.m.	Georgia/Athens
Sat., Oct. 8	10 a.m.	SEC Network Studios
Sat., Oct. 15	10 a.m.	Tennessee/Knoxville
Sat., Oct. 22	10 a.m.	Kentucky/Lexington
Sat., Oct. 29	10 a.m.	UGA-UF/Jacksonville
Sat., Nov. 5	10 a.m.	Arkansas/Fayetteville
Sat., Nov. 12	10 a.m.	Florida/Gainesville
Sat., Nov. 19	10 a.m.	LSU/Baton Rouge
Sat., Nov. 26	10 a.m.	Alabama/Tuscaloosa



SEC IN THE POLLS (AP / USA Today / CFP Ranking)

	ALA	ARK	AUB	UF	UGA	UK	LSU	UM	MSU	MU	USC	UT	A&M	VU
Preseason	1/1--	RV/RV--	RV/RV--	25/25--	18/16--	--/--	5/6--	11/12--	--/RV--	--/--	--/--	9/10--	RV/RV--	--/--
Week 1	1/1--	--/RV--	RV/RV--	RV/25--	9/9--	--/--	21/22	19/18--	--/--	--/--	--/--	17/14--	20/24	--/--
Week 2	1/1--	24/24--	RV/RV--	23/23--	16/13--	--/--	20/22--	19/17--	--/--	--/--	--/--	15/15--	17/20--	--/--
Week 3	1/1--	17/18--	--/RV--	19/16--	12/11--	--/--	18/17--	23/21--	--/--	--/--	--/--	14/12--	10/13--	--/--
Week 4	1/1--	20/22--	RV/RV--	23/21--	25/20--	--/--	RV/RV--	16/17--	--/--	--/--	--/--	11/11--	9/10--	--/--
Week 5	1/1--	16/17--	RV/RV--	18/18--	RV/RV--	--/--	RV/RV--	14/14--	--/--	--/--	--/--	9/9--	8/7--	--/--
Week 6	1/1--	22/22--	23/RV--	18/14--	RV/RV--	--/--	RV/25--	12/13--	--/--	--/--	--/--	9/11--	6/6--	--/--
Week 7	1/1--	17/17--	21/24--	15/12--	--/--	--/--	25/23	23/22--	--/--	--/--	--/--	18/19	6/6--	--/--
Week 8	1/1--	RV/RV--	15/17--	14/12	--/--	--/--	19/19	--/RV--	--/--	--/--	--/--	18/18--	9/10--	--/--
Week 9	1/1--	RV/RV--	11/12--	10/9--	--/--	--/--	15/14--	--/RV--	--/--	--/--	--/--	RV/RV--	7/7--	--/--
Week 10	1/1/1	RV/RV--	8/8/9	22/16/11	--/--	--/--	19/19/13	--/--	--/--	--/--	--/--	RV/RV--	10/11/4	--/--
Week 11	1/1/1	RV/RV/25	18/16/9	21/18--	--/--	--/--	16/14/24	RV/--	--/--	--/--	--/--	RV/RV--	23/22/8	--/--
Week 12	--/--	--/--	--/--	--/--	--/--	--/--	--/--	--/--	--/--	--/--	--/--	--/--	--/--	--/--
SECCG	--/--	--/--	--/--	--/--	--/--	--/--	--/--	--/--	--/--	--/--	--/--	--/--	--/--	--/--
Bowls	--/--	--/--	--/--	--/--	--/--	--/--	--/--	--/--	--/--	--/--	--/--	--/--	--/--	--/--
FINAL	--/--	--/--	--/--	--/--	--/--	--/--	--/--	--/--	--/--	--/--	--/--	--/--	--/--	--/--

SEC ATTENDANCE UPDATE

School	Stadium(s)	Capacity	Games	100%+	Total Att.	Average Att.	Pct. of Capacity
Alabama	Bryant-Denny Stadium	101,821	5	5	509,105	101,821	100.00
Arkansas	Donald W. Reynolds Razorback (Fayetteville)	72,000	6	5	440,069	73,344	101.87
	War Memorial (Little Rock)	54,120	1	-	46,988	46,988	86.82
Auburn	Pat Dye Field at Jordan-Hare Stadium	87,451	7	4	608,047	86,864	99.33
Florida	Ben Hill Griffin at Stadium at Florida Field	88,548	5	1	439,229	87,846	99.21
Georgia	Sanford Stadium	92,746	4	4	370,984	92,746	100.00
Kentucky	Commonwealth Stadium	61,000	6	1	326,552	54,425	89.22
LSU	Tiger Stadium	102,321	6	1	606,575	101,096	98.80
Ole Miss	Vaught-Hemingway/Hollingsworth Field	64,038	6	5	388,330	64,722	101.06
Miss. State	Davis Wade Stadium at Scott Field	61,337	5	-	291,366	58,273	95.00
Missouri	Memorial Stadium / Faurot Field	71,168	6	-	314,608	52,435	73.68
South Carolina	Williams-Brice Stadium	80,250	6	1	461,791	76,965	95.91
Tennessee	Neyland Stadium/Shields-Watkins Field	102,455	6	2	605,764	100,961	98.54
Texas A&M	Kyle Field	102,512	5	2	507,953	101,591	99.10
Vanderbilt	Vanderbilt Stadium	40,350	4	-	121,580	30,395	75.33
TOTALS		78,808	78	31 (39.74%)	6,038,941	77,422	98.24
Neutral Site Games	[Florida vs. Georgia, Jacksonville]	82,871	1	1	84,681	84,681	102.18
	[Arkansas vs. Texas A&M, Arlington]	71,167	1	-	67,751	67,751	95.20
	[SEC Championship Game, Atlanta]	-	-	-	-	-	-
TOTALS		78,598	80	32 (40.00%)	6,191,373	77,392	98.47

SEC OVERTIME RECORDS

Team	Total	Pct.	vs. Non-SEC	Last Overtime Game
Alabama	5-8	.385	0-1	Alabama 20, LSU 13 (1) (2014)
Arkansas	12-6	.667	2-1	Arkansas 41, TCU 38 (2) (2016)
Auburn	8-7	.533	5-2	Arkansas 54, Auburn 46 (4) (2015)
Florida	5-3	.625	1-0	Florida 20, Florida Atlantic 14 (1) (2015)
Georgia	7-5	.583	4-3	Georgia 23, Georgia Southern 17 (1) (2015)
Kentucky	3-5	.375	1-2	Kentucky 34, Eastern Kentucky 27 (1) (2015)
LSU	8-6	.571	1-0	Alabama 20, LSU 13 (1) (2014)
Ole Miss	6-8	.429	2-1	Arkansas 53, Ole Miss 52 (1) (2015)
Miss. State	5-5	.500	3-1	BYU 28, Mississippi State 21 (2) (2016)
Missouri	1-1	.500	0-0	S. Carolina 27, Missouri 24 (2) (2013)
South Carolina	2-3	.400	0-0	South Carolina 23, Florida 20 (2014)
Tennessee	13-6	.684	2-2	Texas A&M 45, Tennessee 38 (2) (2016)
Texas A&M	4-0	1.000	1-0	Texas A&M 45, Tennessee 38 (2) (2016)
Vanderbilt	3-6	.333	2-2	Vanderbilt 31, Western Kentucky (1) (2016)
TOTALS			23-15 (.605)	

BREAKDOWN OF LENGTH OF OVERTIMES

Number/OTs	Games	Last Game
7	2	Arkansas 71, Kentucky 63 (2003)
6	1	Tennessee 41, Arkansas 38 (2002)
5	1	Tennessee 51, Alabama 43 (2003)
4	4	Arkansas 54, Auburn 46 (4) (2015)
3	5	Florida 36, Kentucky 30 (2014)
2	14	BYU 28, Mississippi State 21 (2) (2016)
1	68	Vanderbilt 31, Western Kentucky (1) (2016)

NOTES:

First Overtime Game: Nov. 16, 1996 at Auburn (Georgia 56, Auburn 49 - 4 OT)
 First Non-Conference Overtime Game: Aug. 30, 1997 at Oxford (Ole Miss 24, Central Florida 23)
 Longest Current Consecutive Win Streaks in Overtime Games: 4 (Florida)
 Most Overtime Games in a Year: 12 (2014)

2016 SEC PLAYERS OF THE WEEK

OFFENSIVE

JALEN HURTS, QB, ALABAMA

- Became the first quarterback in Alabama history to throw for 300 yards (347) and rush for 100 yards (100) in the same game.
- Accounted for 447 yards of total offense, which ranks as the third-best total in school history.
- Hurts completed 28-of-37 passes (75.7 percent) for 347 yards passing and five touchdowns, which is the second most passing scores in a game in school history.

DERRIUS GUICE, RB, LSU

- Rushed for a career-best 252 yards and 2 TDs in 38-10 win over Arkansas.
- Broke the LSU record for longest rushing TD with a 96-yard run in the fourth quarter.
- It was also the longest scoring play from scrimmage in LSU history.
- Averaged 12.0 yards per carry as the Tigers racked up 390 rushing and five rushing TDs in the win over the Razorbacks.

DEFENSIVE

MAURICE SMITH, DB, GEORGIA

- Smith had a third quarter interception and returned it 34 yards for the Bulldogs' only touchdown during the 13-7 win over #8 Auburn.
- This was Smith's second pick this year and the first he returned for a score since his high school playing career.
- Smith also had three tackles during a Georgia defensive effort that held Auburn to just 7 points which matches a career low under coach Gus Malzahn with the Tigers.
- The Tigers had been averaging 494.1 yards per game this season and 43.0 points per game over the last five contests coming into Saturday. Auburn finished the game with only 164 total yards and was just 2-for-12-on third downs. Under Malzahn, the Tigers were averaging 32.4 points in road games coming in to the contest.

SPECIAL TEAMS

GARY WUNDERLICH, PK, OLE MISS

- Nailed three field goals including the game-winning 39-yarder with 37 seconds left to lift Ole Miss at eighth-ranked Texas A&M.
- Also connected on FGs of 25 and 24 yards while making two PATs.
- Punted four times for a 40.5-yard average, including a 47-yarder.
- Moved into third place in school history in career points scored (252) and third on the career FGs made list (44).

OFFENSIVE LINEMAN

MARTEZ IVEY, OL, FLORIDA

- Ivey, the SEC Offensive Lineman of the Week in Week 9, and the rest of the Gator offensive line did well in protecting Florida in both rushing and passing.
- Florida gave up just one sack and allowed no QB hurries, which aided quarterback Austin Appleby in throwing for 201 yards and two touchdowns, and it also helped running back Jordan Scarlett to a career-high 134 yards on the ground and his second game of 100+ yards this year.

ETHAN POCIC, C, LSU

- Played every snap (67) in LSU's 38-10 win over Arkansas.
- Led LSU with 11 knockdown blocks as the Tigers racked up 547 total yards, including 390 on the ground, in the victory.
- LSU averaged 7.6 yards on 51 rushing attempts ... Helped pave the way for Derrius Guice's 252 rushing yards, the second-highest total in LSU history.

DEFENSIVE LINEMAN

CHARLES HARRIS, DE, MISSOURI

- Had a very impactful and disruptive day as he helped lead Mizzou to a much-needed 26-17 win at home over Vanderbilt, breaking Mizzou's 5-game losing streak (and 11-game conference losing streak). Ended the game with 9 tackles, including 2.5 QB sacks, and 3.5 tackles for loss in all.
- Also forced a fumble on one of his sacks, while getting loose for a pair of QB pressures.
- Vanderbilt had allowed only 15 sacks on the season in 9 previous games coming into Saturday, but Harris and his line mates were very effective, as they combined for 6.0 sacks total, for 41 yards in losses.
- Harris ranks 4th in the SEC through 10 games with 8.0 QB sacks, and is also 7th in the league in tackles for loss (11.0).

FRESHMAN

SHEA PATTERSON, QB, OLE MISS

- Shattered records and led a fourth-quarter comeback win in his debut for Ole Miss at eighth-ranked Texas A&M.
- Trailing by 15 in the 4th quarter, Patterson tossed a pair of touchdowns and set up the game-winning field goal with 37 seconds left.
- Set Rebel records for passing yards (338) and total yards (402) in a single game by a freshman.
- Completed 25 of 42 passes and rushed for 64 yards on 15 attempts.

OTHER OUTSTANDING PERFORMANCES IN WEEK 11

JOEY IVIE, DL (Florida) -- Ivie helped lead a Gator defense that has lost a handful of starters to injury. He led with two (totaling a loss of eight yards) of Florida's five sacks and also was the team leader with three of seven QB hurries. On one of his sacks, he forced a fumble from South Carolina quarterback Jake Bentley. Additionally, Ivie and the rest of the Florida defense allowed South Carolina only 43 yards on the ground, which marked Florida's fourth time this season giving up under 50 net rushing yards in a game.

JORDAN SCARLETT, RB (Florida) -- Scarlett played a big role in the Florida offense's bounce-back from last week at Arkansas, rushing to a career-high and team-leading 134 net yards (Florida put up 171 total rushing yards). He also posted three carries for 10+ yards. His average of 6.7 yards per carry ranked eighth-highest in the SEC in Week 11 games.

DAMAREA CROCKETT, RB (Missouri) -- True freshman running back continued his stellar play as he rushed for a game-high 154 yards, averaging 7.7 yards per carry (20 attempts) and a touchdown to help pace the offense to a solid outing in Mizzou's 26-17 win over Vanderbilt...His output was crucial for the Tiger offense, as the rest of the rushing attack was held in check by Vandy's stingy defense. Crockett accounted for 154 yards on Saturday, while the rest of the team managed just 33 yards on 17 attempts (1.9 avg.).

JOSHUA DOBBS, QB (Tennessee) -- Dobbs accounted for five touchdowns for the Vols in their 49-36 victory over Kentucky on Saturday. Dobbs completed 11 of 17 passes for 223 yards, throwing three touchdowns and one interception. He also rushed for 147 yards and two touchdowns on 14 carries...Dobbs gave the Vols a 14-10 lead with 1:30 left in the first quarter when he punched in a one-yard touchdown. The score marked the 26th rushing touchdown of his career, making him Tennessee's all-time leader in rushing touchdowns by a quarterback. With a 45-yard touchdown run in the fourth quarter, Dobbs now has 27 career rushing touchdowns, including seven in 2016...With 370 yards (223 passing, 147 rushing) against Kentucky, Dobbs now has 8,145 yards of total offense (passing, rushing, receiving) in his career. He joins Peyton Manning (11,020), Casey Clausen (9,577) and Erik Ainge (8,473) as the only Vols with 8,000 yards or more of total offense...Dobbs' 147 rushing yards marked the second-highest total of his career and the fifth time in his career he had rushed for 100 or more yards.

COREY VEREEN, DL (Tennessee) -- Senior defensive lineman had five tackles, 2.0 sacks and 3.0 tackles for loss in Tennessee's 49-36 win over Kentucky on Saturday...Vereen's 3.0 tackles for loss set a new career high and tied for the most by a Vol in a single game this season. His 2.0 sacks also matched his career high. He previously had two sacks against Alabama on Oct. 24, 2015.

SEC FOOTBALL PLAYERS OF THE WEEK

2016 SEASON

Week 1 (Games of Sept. 1-5): Offense - Nick Chubb, RB, Georgia; Defense - Jonathan Allen, DL, Alabama; Special Teams - Elliott Fry, PK, South Carolina; Offensive Lineman - Erik McCoy, C, Texas A&M; Defensive Lineman - Deatrich Wise, DE, Arkansas; Freshman - Jonah Williams, OL, Alabama.

Week 2 (Games of Sept. 10): Offense - Austin Allen, QB, Arkansas; Defense - Micah Abernathy, DB, Tennessee; Special Teams - Daniel Carlson, PK, Auburn; Tre'Davious White, DB/PR, LSU; Offensive Lineman - Dan Skipper, OL, Arkansas; Defensive Lineman - A.J. Jefferson, DE, Mississippi State; Freshman - Johnathon Johnson, WR/PR, Missouri.

Week 3 (Games of Sept. 17): Offense - Jalen Hurts, QB, Alabama; Defense - Justin Evans, DB, Texas A&M; Special Teams - Eddie Jackson, PR, Alabama; Josh Growden, P, LSU; Offensive Lineman - Frank Ragnow, OL, Arkansas; Defensive Lineman - Arden Key, DE, LSU; Freshman - Traveon Williams, RB, Texas A&M.

Week 4 (Games of Sept. 24): Offense - Joshua Dobbs, QB, Tennessee; Defense - Armani Watts, DB, Texas A&M; Special Teams - Daniel Carlson, PK, Auburn; Josh Growden, P, LSU; Offensive Lineman - Jordan Sims, OL, Ole Miss; Defensive Lineman - Derek Barnett, DE, Tennessee; Denzil Ware, DE, Kentucky; Freshman - Traveon Williams, RB, Texas A&M.

Week 5 (Games of Oct. 1): Offense - Derrius Guice, RB, LSU; Defense - Derek Barnett, DE, Tennessee; Special Teams - Dan Skipper, OL, Arkansas; Riley Lovingood, LS, Tennessee; Offensive Lineman - Ethan Pocic, C, LSU; Defensive Lineman - Daeshon Hall, DE, Texas A&M; Denzil Ware, DE, Kentucky; Freshman - Joshua Jacobs, RB, Alabama.

Week 6 (Games of Oct. 8-9): Offense - Trevor Knight, QB, Texas A&M; Defense - Minkah Fitzpatrick, DB, Alabama; Special Teams - JK Scott, P, Alabama; Offensive Lineman - Jon Toth, C, Kentucky; Defensive Lineman - Carl Lawson, DE, Auburn; Denzil Ware, DE, Kentucky; Freshman - Trayveon Williams, RB, Texas A&M; Jalen Hurts, QB, Alabama.

Week 7 (Games of Oct. 15): Offense - Rawleigh Williams III, RB, Arkansas; Defense - Zach Cunningham, LB, Vanderbilt; Special Teams - Darrius Sims, RS, Vanderbilt; Offensive Lineman - Jonah Williams, OL, Alabama; Defensive Lineman - Derek Barnett, DE, Tennessee; Freshman - Trayveon Williams, RB, Texas A&M; Jalen Hurts, QB, Alabama.

Week 8 (Games of Oct. 22): Offense - Leonard Fournette, RB, LSU; Defense - Jonathan Allen, DL, Alabama; Special Teams - Austin MacGinnis, K, Kentucky; Offensive Lineman - Alex Koza, OL, Auburn; Ethan Pocic, C, LSU; Defensive Lineman - Montravius Adams, DL, Auburn; Freshman - Benny Snell Jr., RB, Kentucky.

Week 9 (Games of Oct. 29): Offense - Kamryn Pettway, RB, Auburn; Defense - Jamarcus King, DB, South Carolina; Special Teams - Daniel Carlson, PK, Auburn; Offensive Lineman - Martez Ivey, OL, Florida; Defensive Lineman - Adrian Middleton, DT, Kentucky; Freshman - Benny Snell Jr., RB, Kentucky.

Week 10 (Games of Nov. 5): Offense - Nick Fitzgerald, QB, Mississippi State; Rawleigh Williams III, RB, Arkansas; Defense - Ryan Anderson, LB, Alabama; Special Teams - JK Scott, P, Alabama; Rodrigo Blankenship, PK, Georgia; Offensive Lineman - Martin Rankin, OT, Mississippi State; Defensive Lineman - Lewis Neal, DE, LSU; Jake Bentley, QB, South Carolina.

Week 11 (Games of Nov. 5): Offense - Jalen Hurts, QB, Alabama; Derrius Guice, RB, LSU; Defense - Maurice Smith, DB, Georgia; Special Teams - Gary Wunderlich, PK, Ole Miss; Rodrigo Blankenship, PK, Georgia; Offensive Lineman - Martez Ivey, OL, Florida; Ethan Pocic, C, LSU; Defensive Lineman - Charles Harris, DE, Missouri; Shea Patterson, QB, Ole Miss.

2015 SEASON

Week 1 (Games of Sept. 3-5): Offense - Derrick Henry, RB, Alabama; Defense - Skai Moore, LB, South Carolina; Special Teams - Daniel Carlson, PK, Auburn; Offensive Lineman - Kyler Kerbyson, OL, Tennessee; Defensive Lineman - Daeshon Hall, DL, Texas A&M; Freshman - Christian Kirk, WR/PR/KR, Texas A&M.

Week 2 (Games of Sept. 12): Offense - Leonard Fournette, RB, LSU; Defense - Kentrell Brothers, LB, Missouri; Special Teams - Isaiah McKenzie, PR, Georgia; Offensive Lineman - Ethan Pocic, C, LSU; Defensive Lineman - Jordan Jenkins, DL, Georgia; Freshman - Chris Westry, DB, Kentucky.

Week 3 (Games of Sept. 19): Offense - Leonard Fournette, RB, LSU; Greyson Lambert, QB, Georgia; Defense - Robert Nkemdiche, DE, Ole Miss; Special Teams - Gary Wunderlich, PK, Ole Miss; Offensive Lineman - Vadal Alexander, OT, LSU; Defensive Lineman - Jonathan Bullard, DL, Florida; Freshman - Preston Williams, WR, Tennessee.

Week 4 (Games of Sept. 26): Offense - Leonard Fournette, RB; Defense - Richie Brown, LB, Mississippi State; Special Teams - Christian Kirk, KR/WR, Texas A&M; Offensive Lineman - Fahn Cooper, OT, Ole Miss; Defensive Lineman - Cory Johnson, DT, Kentucky; Freshman - Antonio Callaway, WR, Florida.

Week 5 (Games of Oct. 3): Offense - Derrick Henry, RB, Alabama; Defense - Antonio Morrison, LB, Florida; Special Teams - Johnathan Ford, KR, Auburn; Offensive Lineman - Sebastian Tretola, OL, Arkansas; Defensive Lineman - Myles Garrett, DE, Texas A&M; Freshman - Calvin Ridley, WR, Alabama.

Week 6 (Games of Oct. 10): Offense - Joshua Dobbs, QB, Tennessee; Defense - Reggie Ragland, LB, Alabama; Special Teams - Reggie Davis, PR/KR, Georgia; Offensive Lineman - Ethan Pocic, C, LSU; Defensive Lineman - Ryan Brown, DE, Mississippi State; Freshman - Derrius Guice, RB, LSU.

Week 7 (Games of Oct. 15/17): Offense - Derrick Henry, RB, Alabama; Defense - Lewis Neal, DE, LSU; Special Teams - Marshall Morgan, PK, Georgia; Offensive Lineman - Vadal Alexander, OT, LSU; Defensive Lineman - Myles Garrett, DE, Texas A&M; Freshman - Minkah Fitzpatrick, DB, Alabama.

Week 8 (Games of Oct. 24): Offense - Dak Prescott, QB, Mississippi State; Defense - Trae Elston, DB, Ole Miss; Special Teams - JK Scott, P, Alabama; Offensive Lineman - Spencer Pulley, C, Vanderbilt; Defensive Lineman - Marquis Haynes, DE, Ole Miss; Freshman - Dre Greenlaw, LB, Arkansas.

Week 9 (Games of Oct. 31): Offense - Chad Kelly, QB, Ole Miss; Defense - Antonio Morrison, LB, Florida; Special Teams - Evan Berry, RS, Tennessee; Offensive Lineman - Mitch Smothers, C, Arkansas; Defensive Lineman - Marquis Haynes, DE, Ole Miss; Freshman - Kyler Murray, QB, Texas A&M.

Week 10 (Games of Nov. 5/7): Offense - Brandon Allen, QB, Arkansas; Defense - Alex McCalister, Rush End, Florida; Special Teams - Adam Griffith, PK, Alabama; Offensive Lineman - Ryan Kelly, OL, Alabama; Defensive Lineman - Chris Jones, DE, Mississippi State; Freshman - Darrin Kirkland, LB, Tennessee.

Week 11 (Games of Nov. 14): Offense - Derrick Henry, RB, Alabama; Defense - Oren Burks, S, Vanderbilt; Special Teams - Isaiah McKenzie, PR, Georgia; Offensive Lineman - Dan Skipper, OL, Arkansas; Defensive Lineman - Jonathan Allen, DE, Alabama; Freshman - Dre Greenlaw, LB, Arkansas.

Week 12 (Games of Nov. 21): Offense - Dak Prescott, QB, Mississippi State; Defense - DeMarquis Gates, LB, Ole Miss; Special Teams - Cyrus Jones, PR, Alabama; Taylor Bertolet, PK, Texas A&M; Offensive Lineman - Coleman Thomas, OL, Tennessee; Defensive Lineman - Marquis Haynes, DE, Ole Miss; Freshman - Mike Edwards, S, Kentucky.

Week 13 (Games of Nov. 27/28): Offense - Derrick Henry, RB, Alabama; Defense - Deion Jones, LB, LSU; Special Teams - Adam Griffith, PK, Alabama; Offensive Lineman - Kyler Kerbyson, OL, Tennessee; Defensive Lineman - Robert Nkemdiche, DT, Ole Miss; Deatrich Wise Jr., DE, Arkansas; Freshman - Arden Key, DE, LSU.

2016 SEC Football

SEC FOOTBALL NOTES

SEC FOOTBALL INSTANT REPLAY STATISTICS

	Games Using SEC Replay	Play Stoppages	Plays Overturned	Average Length of Review
2005	77	66	17 (25.76%)	1:53
2006	89	123	29 (23.58%)	1:41
2007	87	139	38 (27.34%)	1:36
2008	85	122	39 (31.97%)	1:24
2009	85	115	28 (24.35%)	1:26
2010	85	119	37 (31.09%)	1:36
2011	86	95	36 (37.89%)	1:37
2012	101	138	52 (37.68%)	1:28
2013	101	146	54 (36.99%)	1:22
2014	101	166	62 (37.35%)	1:28
2015	103	203	76 (37.44%)	1:22
TOTALS	1000	1432	467 (32.6%)	

2016 INSTANT REPLAY STATISTICS

	Games Using SEC Replay	Play Stoppages	Plays Overturned	Average Length of Review
Week 1	8	21	6 (28.57%)	1:44
Week 2	10	20	9 (45.00%)	1:41
Week 3	9	28	15 (53.57%)	1:17
Week 4	8	14	6 (42.86%)	1:32
Week 5	8	14	5 (35.71%)	1:29
Week 6	5	16	7 (43.75%)	1:17
Week 7	5	5	3 (60.00%)	1:46
Week 8	7	10	1 (10.00%)	1:29
Week 9	6	7	3 (42.86%)	1:40
Week 10	8	21	11 (52.38%)	1:36
Week 11	7	14	5 (35.71%)	1:04
Week 12				
Week 13				
SECCG				
TOTALS	81	173	71 (41.04%)	1:29

THIS IS SEC FOOTBALL

- With the victory in the College Football Playoff National Championship Game, the SEC captured its ninth victory of the football postseason in 2015, breaking its own national record of postseason wins. The SEC led nation once again in bowl victories, while boasting an equally impressive 82 percent winning percentage in its 11 postseason games. The SEC owned the previous record for postseason bowl victories with seven wins in 2007, 2013 and 2014.
- The SEC has now won 16 games in the last two postseasons, also a record. Eight of the nine victories last season came versus major conference opponents, including a 4-1 record versus Top 25 teams. The average margin of victory in the SEC's postseason wins last postseason was 24 points.
- With ten teams advancing to bowl games last season, the SEC became the first conference to send at least 10 teams to postseason bowls in three consecutive seasons. The SEC sent a NCAA-record 12 teams to participate in postseason bowl games in 2014 and has sent no less than eight teams to post-season bowls in each of the last ten seasons.
- For the second straight year, the SEC sent an entire division (SEC West) to postseason bowl games in 2015. That marks the only time in SEC and NCAA history a conference has accomplished that feat.
- The SEC on CBS was the highest rated television package for the 7th year in a row in 2015.
- SEC stadiums were filled to over 100.00 percent capacity on average last season, up again from the previous season despite a downward trend nationally. Nearly 60% of all games played last season involving SEC teams (including non-conference), were sold out. Unlike the national trend, the SEC has enjoyed an increase in football attendance for three straight years, despite all games now being televised nationally.
- The SEC has won eight of the last 10 national championships, 10 of the 18 BCS/CFP-era National Championships, two runner-up finishes and 24 overall national titles (AP, BCS, FWAA, coaches poll) in SEC history. The SEC has appeared in nine of the last 10 National Championship Games.

2016 SEC FOOTBALL VIDEO REPLAY

THE OBJECTIVE

To allow for specific types of officiating calls to be immediately reviewed during all games hosted by SEC teams.

THE COACHES' CHALLENGE

The head coach may challenge the ruling of any reviewable play. He retains a challenge if his initial challenge is successful and thus results in a reversal by the replay official. The head coach will then have a single challenge that he may use anytime during the game if his team has not used all its timeouts. Thus a team may have a total of two challenges in the game, but only if the first results in a reversal of the on-field ruling. A head coach may not challenge an on-field ruling if all of the team's timeouts have been used for that half or extra period.

THE SOURCE

All reviewable video comes direct from either the television network broadcasting the game or other TV production facilities that meet established conference standards and the coach's high end zone and high 50 yard line cameras. The Southeastern Conference has used instant replay since 2005.

THE PLAYS

Scoring Plays

Reviewable plays involving a potential score include:

- a. A potential touchdown or safety. [Exception: Safety by penalty for fouls that are not specifically reviewable with the exception of the location of the passer when an intentional grounding foul results in a safety.]
- b. Field goal attempts if and only if the ball is ruled (a) below or above the crossbar or (b) inside or outside the uprights when it is lower than the top of the uprights. If the ball is higher than the top of the uprights as it crosses the end line, the play may not be reviewed.

Passes

Reviewable plays involving passes include:

- a. Pass ruled complete, incomplete or intercepted anywhere in the field of play or an end zone.
- b. Forward pass touched by a player (eligible or ineligible) or an official.
- c. Forward pass or forward handing when a ball carrier is or has been beyond the neutral zone.
- d. A forward pass or forward handing after a change of team possession.
- e. Pass ruled forward or backward when thrown from behind the neutral zone.
 1. If the pass is ruled forward and is incomplete, the play is reviewable only if the ball goes out of bounds or if there is clear recovery of a loose ball in the immediate continuing action after the loose ball or if the ball is out of bounds. If the replay official does not have indisputable video evidence as to which team recovers, the ruling of incomplete pass stands.
 2. If the replay official reverses an incomplete forward pass ruling and the ball is recovered, it belongs to the recovering team at the spot of the recovery and any advance is nullified.

Dead Ball and Loose Ball

Reviewable plays involving potential dead balls and loose balls include:

- a. Loose ball by a potential passer ruled a fumble.
- b. Loose ball by a passer ruled incomplete forward pass when there is clear recovery in the immediate continuing action after the loose ball.
 1. If the replay official does not have indisputable video evidence as to which team recovers, the ruling of incomplete pass stands.

2016 SEC Football

2. If the replay official rules fumble, the ball belongs to the recovering team at the spot of the recovery and any advance is nullified.
- c. Live ball not ruled dead in possession of a ball carrier.
- d. Loose ball ruled dead, or live ball ruled dead in possession of a ball carrier when the clear recovery of a loose ball occurs in the immediate continuing action.
 1. If the ball is ruled dead and the replay official does not have indisputable video evidence as to which team recovers, the dead-ball ruling stands.
 2. If the replay official rules that the ball was not dead, it belongs to the recovering team at the spot of the recovery and any advance is nullified.
- e. Ball carrier's forward progress, spot of fumble, or spot of out of bounds backward pass, with respect to a first down.
- f. Catch or recovery of a fumble by a Team A player other than the fumbler before any change of possession during fourth down or a try.
- g. Ball carrier in or out of bounds. If a ball carrier is ruled out of bounds, the play is not reviewable, except as in Rules 12-3-1-a and 12-3-3-d.
- h. Catch, recovery or touching of a loose ball by a player in bounds or out of bounds.
- i. A loose ball touching on or beyond a sideline, goal line, or end line, touching a pylon, or breaking the plane of a goal line.
- j. Catch or recovery of a loose ball in the field of play or an end zone.
- K. Forward fumble that goes out of bounds with respect to a first down.

Kicks

Reviewable plays involving kicks include:

- a. Touching of a kick.
- b. Player beyond the neutral zone when kicking the ball.
- c. Kicking team player advancing a ball after a potential muffed kick/fumble by the receiving team.
- d. Scrimmage kick crossing the neutral zone.
- e. Blocking by Team A players before they are eligible to touch the ball on an on-side kick.

Targeting

- a. All targeting fouls shall be reviewed. The review includes all aspects of the targeting foul to ascertain whether there is at least one indicator of targeting action.
- b. The Replay Official may create a targeting foul, but only in egregious instances in which a foul is not called by the officials on the field. Such a review may not be initiated by a coach's challenge.

Miscellaneous

Situations that may be addressed by the replay official:

- a. The number of players on the field for either team during a live ball.
- b. Clock adjustment and status when a ruling is reviewed.
- c. Clock adjustment at the end of any quarter. If at the end of any quarter the game clock expires, either during a down in which it should be stopped by rule when the ball becomes dead or following the down upon a request for an available team timeout, the replay official may restore time only under these conditions:
 1. The replay official has indisputable video evidence that time should have remained on the game clock when the ball became dead or when the team timeout was granted;
 2. In the second and fourth quarters only, the team in possession when the ball became dead would next put the ball in play from scrimmage (not the try);
 3. In the fourth quarter only, either the score is tied or the team that will next snap the ball is behind by eight points or fewer; and
 4. The replay official's video evidence includes the timeout signal by an official in the case where the game clock should have stopped for a requested team timeout.
- d. Correcting the number of a down.
 1. This includes the result of a penalty enforcement that includes an automatic first down or loss of down.
 2. The correction may be made at any time within that series of downs or before the ball is legally put in play after that series.
- e. Any person who is not a player interfering with live-ball action occurring in the field of play (Rule 9-2-3).

Limitations on Reviewable Plays

No other plays or officiating decisions are reviewable. However, the replay official may correct egregious errors, including those involving the game clock, whether or not a play is reviewable. This excludes fouls that are not specifically reviewable (Reviewable fouls: Rules 12-3-2-c and d, 12-3-4-b and -e and 12-3-5-a).

Reviewable Fouls

The following plays are reviewable and the replay official may create a foul when there is no call by the on-field officials:

- a. Player making a forward pass or forward handoff when beyond the neutral zone or after a change of possession.
- b. Player beyond the neutral zone when kicking the ball.
- c. Blocking by Team B players before they are eligible to touch the ball on an onside kick.
- d. The number of players on the field for either team during a live ball.
- e. Illegal touching of a forward pass by an originally eligible receiver who has gone out of bounds.
- f. Player who is out of bounds touching a free kick that had not been touched inbounds.
- g. Forward pass that becomes illegal as a second pass after an on-field ruling of a backward pass is reversed.
- h. A clear, obvious and egregious targeting foul.

THE PROCESS

Each SEC football stadium has a secured replay booth equipped with the HD Instant Replay system provided by DVSPORT. Three individuals work in the booth for the duration of the game: 1. Replay Official, 2. Communicator, 3. Technician. The Replay Official and the Communicator are selected and assigned by the Conference Office.

A live HD video feed is sent directly to the replay booth from the TV truck. The Technician watches the feed on an input monitor while recording it into the DVSPORT Replay System. The Technician also marks the beginning of each play while the Communicator marks all incoming replays.

Each play and subsequent replay then appears on a touch screen in front of the Replay Technician. As the Technician and the Communicator mark the incoming video, each view will appear as a small picture on the computer touch screen. At any time, the Replay Technician can touch the thumbnail and immediately send that play or replay to the Replay Official.

With the Communicator's assistance, the Replay Official can quickly jump between replays while playing back the video. All replay video navigation is done via a jog shuttle remote controlled by the Replay Official. All video is viewed on an HD monitor that sits in front of the Replay Official. The touch screen is only used to select the replays and to log specific play data in the event a call is overturned.

While all plays are reviewed between the whistle and the beginning of the next play, the Replay Official can stop play on the field by using a pager system. Seven of the eight on-field officials wear pagers. If play is stopped the Referee announces on the stadium PA microphone that play has been stopped so the previous play can be reviewed. The Referee then proceeds to the sideline headset, which provides direct communication to the Replay Official in the booth. Once the play has been reviewed, the Replay Official notifies the Referee, who then announces the decision on the stadium PA system.

RECENT ADDITIONS

* For the 2016 season, the SEC will utilize the new experimental rule that allows personnel in a separate secure location identified by the conference to assist the Instant Replay Official at the stadium in making decisions. The SEC will locate 3 Instant Replay Officials in the SEC Video Center each week to collaborate with the onsite Replay Official during any replay stoppage. The 3 Replay Officials in the Video Center will have real time video and communications with the Replay Official in the stadium to aid in this collaboration. The goal of this process will be consistency in decision making and to help avoid incorrect outcomes.

* Monitors may be used to view a live telecast or webcast in the football coaching booth. The home team is responsible for assuring identical television capability in the coaches' booths of both teams. This capability may not include replay equipment or recorders.

* If at the end of a half the game clock expires, either during a down in which it should be stopped by rule when the ball becomes dead or following the down upon a request for an available team timeout, the replay official may restore time only under these conditions:

1. The replay official has indisputable video evidence that time should have remained on the game clock when the ball became dead or when the team timeout was granted;
2. The team in possession when the ball became dead would next put the ball in play from scrimmage;
3. In the fourth quarter only, either the score is tied or the team that will next snap the ball is behind by eight points or fewer; and
4. The replay official's video evidence includes the timeout signal by an official in the case where the game clock should have stopped for a requested team timeout.

THE EQUIPMENT

Each SEC member institution uses the new multi-view HD Replay System developed by DVSPORT. The replay systems are maintained by the home institution with technical support from DVSPORT.

SEC FOOTBALL BOWL AGREEMENTS

The Southeastern Conference has agreements with nine postseason bowls and a process for the assignment of SEC member schools to bowl games that began with the 2014 season and extending for six years.

The new SEC bowl process coincided with the beginning of the new College Football Playoff that followed the 2014 college football season. The SEC also participates in the Allstate Sugar Bowl and the Capital One Orange Bowl (in selected years).

Under the current SEC bowl system, the Buffalo Wild Wings Citrus Bowl in Orlando (vs. Big Ten), a longtime SEC bowl, will have the first selection of available SEC teams after any conference schools have qualified for the College Football Playoff, the Allstate Sugar Bowl or the Capital One Orange Bowl.

Following the Buffalo Wild Wings Citrus Bowl, there will be a pool of six bowls comprised of renewals with the Outback Bowl in Tampa (vs. Big Ten), Franklin American Mortgage Music City Bowl in Nashville (vs. ACC/Big Ten), TaxSlayer Bowl in Jacksonville (vs. ACC/Big Ten) and AutoZone Liberty Bowl in Memphis (vs. Big 12), as well as agreements with the Advocare V100 Texas Bowl in Houston (vs. Big 12) and Belk Bowl in Charlotte (vs. ACC).

In consultation with SEC member institutions, as well as these six bowls, the conference will make the assignments for the bowl games in this newly created pool system.

The SEC also renewed its relationship with both the Birmingham Bowl (vs. American) and the Camping World Independence Bowl in Shreveport (vs. ACC). The Birmingham Bowl will have the first selection of available teams following the pool of six bowls. The Independence Bowl will have the next selection of available teams following the Birmingham Bowl.

2016 SEC Bowl Selection Process

CFP BOWLS (Cotton, Orange, Fiesta [Semifinal], Sugar, Peach [Semifinal], Rose, CFP National Championship)

Contract Bowls: Sugar (SEC vs. Big 12 when Sugar is not a semifinal game)
Rose (Pac 12 vs. Big Ten when Rose is not a semifinal game)
Orange (ACC vs. highest ranked SEC/Big Ten non-champion or Notre Dame when Orange is not a semifinal game)

Access Bowls: Cotton
Fiesta (Semifinal in 2016)
Peach (Semifinal in 2016)

1) Which SEC Team qualifies for the College Football Playoff?

The winner of the SEC Championship Game (December 3, 2016) automatically qualifies for a spot in the Sugar Bowl if that team is not selected to participate in the four-team playoff. The top four teams in the CFP Standings will play in the semifinals (Peach Bowl and Fiesta Bowl) with the winners advancing to the CFP National Championship Game in Tampa, Fla. (Monday, January 9).

2) How can additional SEC teams be selected for the CFP?

Additional SEC teams may be selected for one of the CFP access bowls based on its ranking in the final CFP Selection Committee rankings. There is no limit on the number of teams from any one conference that can be selected to participate in the CFP bowls.

3) How can a SEC Team be selected to participate in the Orange Bowl?

When the Orange Bowl is not a semifinal game and a SEC team is the highest ranked team among the non-champions of the SEC and Big Ten and ranked higher than Notre Dame (See Mississippi State in 2014) then that team will participate in the Orange Bowl. There are eight years in which the Orange Bowl is not a semifinal game and the SEC is guaranteed three of the eight years, the Big Ten is guaranteed three of the eight years and the remaining two years can be filled by Notre Dame, the SEC or the Big Ten based on CFP Selection Committee rankings. The SEC Champion can never participate in the Orange Bowl unless it is a semifinal game.

4) How does the CFP selection process work in 2016?

The CFP Selection Committee ranks the top 25 teams and selects the four teams to participate in the semifinal games. Then, after the contract bowls are filled based on conference agreements, the Committee will assign teams to fill the remaining access bowls. Each conference champion from the contract bowls (ACC, Big Ten, Big 12, SEC & Pac 12) has a guaranteed spot in its contracted bowl or in an access bowl (Cotton in 2016) if the contracted bowl is a semifinal game and the conference champion is not selected to participate in a semifinal game. The highest ranked champion from the Mountain West, American, Conference USA, Sun Belt or MAC is guaranteed a spot in a CFP bowl and the remaining spots are filled based on the rankings of teams after the contract bowls have been filled.

2016 SEC Football

SEC FOOTBALL BOWL AGREEMENTS

5) Where is the CFP National Championship Game played?

The CFP National Championship Game will be played in locations selected by the CFP. The 2017 CFP National Championship Game will be played in Tampa, Fla. on January 9, 2017. Atlanta, Ga. will host the 2018 game on January 8, 2018.

Bowl	Contract Teams	Date	Time
Cotton Bowl	Filled by CFP Selection Committee	Jan. 2, 2017	1 pm ET
Orange Bowl	ACC/SEC, Big Ten, ND	Dec. 30, 2016	8 pm ET
Sugar Bowl	SEC vs. Big 12	Jan. 2, 2017	8:30 pm ET
Rose Bowl	Big Ten vs. Pac 12	Jan. 2, 2017	5 pm ET
Fiesta Bowl	Semifinal Game	Dec. 31, 2016	3 pm or 7 pm ET
Peach Bowl	Semifinal Game	Dec. 31, 2016	3 pm or 7 pm ET
CFP NCG	Winners of Semifinal Games (Tampa, Fla.) (Glendale, Ariz.)	Jan. 9, 2017	8:30 pm ET

SEC BOWLS

CITRUS BOWL: (Orlando, FL) vs. Big Ten • December 31 – 11 a.m. (ET) ABC

After the CFP selection process the Citrus Bowl gets the first selection of available SEC Teams.

POOL OF SIX BOWLS: After the Citrus Bowl selects a team, there will be a pool of six bowls and the Conference, in consultation with the institutions and the bowls, will make the assignments for these six bowl games from all eligible SEC teams. The pool of six bowls are as follows:

Outback Bowl (Tampa, FL) vs. Big Ten	Jan. 2 – 1 pm (ET)	ABC
TaxSlayer Bowl (Jacksonville, FL) vs. Big Ten/ACC	Dec. 31 – 11 a.m. (ET)	ESPN
Music City Bowl (Nashville, TN) vs. ACC/Big Ten	Dec. 30 – 3:30 pm (ET)	ESPN
Texas Bowl (Houston, TX) vs. Big 12	Dec. 28 – 9:00 pm (ET)	ESPN
Belk Bowl (Charlotte, NC) vs. ACC	Dec. 29 – 5:30 pm (ET)	ESPN
Liberty Bowl (Memphis, TN) vs. Big 12	Dec. 30 – Noon (ET)	ESPN

BOWLS AFTER THE POOL OF SIX:

Birmingham Bowl (Birmingham, AL) vs. American December 29 – 2 p.m. (ET) ESPN

The Birmingham Bowl selects after the CFP, Citrus Bowl and the Pool of Six Bowls (Outback Bowl, TaxSlayer Bowl, Music City Bowl, Texas Bowl, Belk Bowl and Liberty Bowl).

Independence Bowl (Shreveport, LA) vs. ACC December 26 – 5 p.m. (ET) ESPN2

The Independence Bowl selects after the CFP, Citrus Bowl, the Pool of Six (Outback Bowl, TaxSlayer Bowl, Music City Bowl, Texas Bowl, Belk Bowl and Liberty Bowl) and the Birmingham Bowl.

SEC BOWL SUCCESS

NATIONAL CHAMPIONS SINCE 1992

Since the first SEC expansion in 1992, the SEC has the most national championships (AP, USA Today) with 12. During that time, the SEC has had more teams with national titles than any other conference (6). Here is a breakdown:

SEC (12) Florida (2008, 2006, 1996), LSU (2003, 2007), Tennessee (1998), Alabama (1992, 2009, 2011, 2012, 2015), Auburn (2010)

Big 12 (5) Texas (2005), Oklahoma (2000), Nebraska (1994, 1995, 1997)

Big Ten (3) Ohio State (2002, 2014), Michigan (1997)

Pac-10 (2) Southern California (2003, 2004)

ACC (3) Florida State (1993, 1999, 2013)

Big East (1) Miami, Fla. (2001)

The SEC was the first conference to claim four consecutive Associated Press (first poll - 1936), National Football Foundation and College Hall of Fame (first poll - 1959), Football Writers Association of America (first poll - 1954) and USA Today or UPI Coaches Poll (first poll - 1950) national championships.

SEC IN BOWL GAMES

• Since 2006, the SEC has accrued more bowl wins (65) and appearances (97) than any other conference. The conference's .670 bowl winning percentage is first among FBS leagues during that time.

SEC	65-32	.670
Pac-12	38-26	.594
American	32-24	.571
Mountain West	31-24	.564
Sun Belt	14-12	.538
Conference USA	29-26	.527
Big 12	37-39	.487
Independents	10-12	.455
ACC	36-52	.409
Big Ten	32-50	.390
MAC	15-35	.300

• The SEC is 2-1 in College Football Playoff games and 1-0 in College Football Playoff National Championship Games. The SEC finished 9-2 in BCS National Championship Games (LSU 2-1, Florida 2-0, Alabama 3-0, Tennessee 1-0, Auburn 1-1), 8-1 vs. non-SEC competition. The SEC had the most wins (17) and the highest winning percentage of any conference that has three-or-more appearances in BCS bowl games. The SEC was 17-10 in BCS games (.630 percentage), 16-9 (.640) in non-conference. Since 2006, the SEC has posted a 13-6 (.684) record in BCS/CFP games, more wins, appearances and winning percentage than any other conference.

• During the recent seven-year national championship winning streak, the SEC's average margin of victory in BCS National Championship Games was 17 points, which includes a three point victory over Oregon in 2011, the only game during the streak decided by single digits.

• With conference limits being removed in 2014 with the College Football Playoff, the SEC became the first conference to place three teams in CFP/BCS postseason bowls: Ole Miss (Chick-fil-A); Mississippi State (Orange); Alabama (Sugar/National Semifinal).

• Eight different SEC teams, six from the SEC Western Division, have made BCS/New Year's Six bowl game appearances since 2006: Alabama, Arkansas, Auburn, Florida, Georgia, LSU, Ole Miss and Mississippi State.

SEC Sets New NCAA Record with Nine Postseason Victories

With the win in the College Football Playoff National Championship Game, the SEC captured its ninth victory of the football postseason. The SEC led nation once again in bowl victories, while boasting an equally impressive 82 percent winning percentage in its 11 postseason games.

"There is great satisfaction in hearing 'S-E-C' chanted at stadiums across the south during the last week," said SEC commissioner Greg Sankey. "My congratulations to our football teams for establishing a record reflecting the focus, preparation and competitive spirit of hundreds of student-athletes and their coaches. SEC fans turned out to attend bowl games in impressive numbers and showed the passion that sets our Conference apart. We now look forward to January 11 when Alabama meets Clemson for the SEC's ninth trip to the national title game in the last 10 years."

The SEC has now won 16 games in the last two postseasons, also a record. Eight of the nine victories this season came versus major conference opponents, including a 4-1 record versus Top 25 teams. The average margin of victory in the SEC's postseason wins this postseason is 24 points.

With ten teams advancing to bowl games this season, the SEC became the first conference to send at least 10 teams to postseason bowls in three consecutive seasons. The SEC sent a NCAA-record 12 teams to participate in postseason bowl games in 2014 and has sent no less than eight teams to post-season bowls in each of the last ten seasons.

The SEC owned the previous record for postseason bowl victories with seven wins in 2007, 2013 and 2014.

Most Bowl Appearances – Single Season

1. 12 – SEC, 2014
2. 11 – ACC, 2013, 2014
3. 10 – SEC, 2009, 2010, 2013, 2015
 - 10 – ACC, 2008
 - 10 – Big Ten, 2011, 2014, 2015
 - 10 – Pac-12, 2015
6. 9 – SEC, 2000, 2006, 2007, 2011, 2012
 - 9 – ACC, 2010, 2015
 - 9 – Big 12, 2012
 - 9 – Pac 12, 2013

Most Bowl Wins – Single Season

1. 9 – SEC, 2015 (9-2)
1. 7 – SEC, 2007 (7-2); 2013 (7-3); 2014 (7-5)
2. 6 – SEC, 2013 (5 times); Big 12 (once); Pac-12 (3 times); Big Ten (once)
7. 5 – SEC (7 times); Big 12 (3 times); Pac-10 (twice); ACC (3 times); Big Ten (once)

2015-16 Postseason Record by Conference:

Conference	Record	Win Pct.
SEC	9-2	.818
Pac-12	6-4	.600
Big Ten	5-5	.500
ACC	4-6	.400
Big 12	3-4	.429

2016 SEC Football

SEC FOOTBALL (2006-15) ... A DECADE OF DOMINANCE

During the last 10 years (2006-15), Southeastern Conference football has experienced success that is unparalleled in its football history and in the history of college football. During this tenure, the SEC's achievements have been demonstrated by:

- Triumphs in major bowl games, including the National Championship Game
- Non-conference success in regular season and bowl games
- Defeating highly-ranked non-conference teams
- Success in the polls and rankings
- Individual awards and All-America Teams
- Academic and Community Service Standouts
- Continued accomplishments of former SEC student-athletes in the NFL and NFL Draft

SEC IN THE CFP/BCS ERA (Since 1998)

• The SEC has won eight of the last 10 national championships, 10 of the 18 BCS/CFP-era National Championships, two runner-up finishes and 24 overall national titles (AP, BCS, FWAA, coaches poll) in SEC history. The SEC has appeared in nine of the last 10 National Championship Games and in 10 of the 16 BCS Championship Games, winning nine.

• Four different SEC schools have won the National Championship since 2006 (Auburn, 2010; Alabama, 2009, 2011, 2012, 2015; Florida, 2006 and 2008; LSU, 2007). Tennessee (1998) and LSU (2003) have also won the former BCS crown. Auburn appeared in the 2013 BCS Championship Game, as did LSU in 2011. A team from the SEC Western Division had advanced to five consecutive national championship games prior to the 2014 season, when Alabama lost in the CFP semifinals. The Big 12 (Texas and Oklahoma) and the ACC (Miami and Florida State) have each had two schools win titles since 1998.

• Since 2006, half of the slots in the National Championship Game have been taken by SEC teams (11 of 22). The Big Ten has three, while the Big 12, Pac-12 and ACC have two each.

• A SEC team has led or tied for the lead at the end of 29 of the last 40 quarters of National Championship Game play.

• The SEC has had more teams ranked in the BCS/CFP standings for the most times than any other conference since 2006. The league has had 13 of its 14 teams ranked at one time or another since 2006. Vanderbilt is the only team to not appear in the BCS/CFP rankings during this time, however, the Commodores finished ranked in the Top 25 in both 2012 and 2013 after bowl games with 9-4 records. The BCS/CFP does not produce a poll following bowl games.

• Since 2006, the SEC has posted 10 wins in BCS - now New Year's Six/Access bowls - more wins than any other conference. Here are the BCS/CFP bowl records of all conferences since 2006:

SEC	13-9	.591
Pac-12	9-6	.600
Big Ten	9-11	.450
AAC	6-3	.667
ACC	6-9	.400
Big 12	6-10	.375
Mountain West	3-1	.750
WAC	2-1	.667
MAC	0-1	.000
Independents	0-3	.000

• With conference limits being removed in 2014 with the College Football Playoff, the SEC became the first conference to place three teams in CFP/BCS postseason bowls: Ole Miss (Chick-fil-A); Mississippi State (Orange); Alabama (Sugar/National Semifinal).

• Four of the top 10 defensive performances in CFP/BCS history have been registered by SEC teams, more than any other conference. Alabama's shutout of LSU in the 2012 BCS National Championship Game was the first shutout in CFP/BCS history. Georgia defeated Hawaii, 41-10, in the 2008 Sugar Bowl, and Florida defeated Syracuse, 31-10, in the 1999 Orange Bowl - both are tied for 8th in lowest point total allowed in a CFP/BCS game. Alabama defeated Michigan State soundly 38-0 in a CFP National Semifinal in 2015.

• Alabama's 28-point victory over Notre Dame in the 2013 Discover BCS National Championship is the second-largest in the CFP/BCS Championship Game era. (Southern Cal defeated Oklahoma by 36 in the 2005 BCS Championship Game for the top spot, however, that victory was later vacated.)

• During the recent seven-year national championship winning streak, the SEC's average margin of victory in National Championship Games was 17 points, which includes a three point victory over Oregon in 2011, the only game during the streak decided by single digits.

SEC IN OVERALL BOWL GAMES

• Since 2006, the SEC has accrued more bowl wins (65) and appearances (97) than any other conference. The conference's .670 bowl winning percentage is first among FBS leagues during that time.

SEC	65-32	.670
Pac-12	38-26	.594
American	32-24	.571
Mountain West	31-24	.564
Sun Belt	14-12	.538
Conference USA	29-26	.527
Big 12	37-39	.487
Independents	10-12	.455
ACC	36-52	.409
Big Ten	32-50	.390
MAC	15-35	.300

• The SEC led nation once again in bowl victories in 2016, while boasting an equally impressive 82 percent winning percentage in its 11 postseason games. The SEC has now won 16 games in the last two postseasons, also a record. Eight of the nine victories last season came versus major conference opponents, including a 4-1 record versus Top 25 teams. The average margin of victory in the SEC's postseason wins this postseason is 24 points.

• With ten teams advancing to bowl games this season, the SEC became the first conference to send at least 10 teams to postseason bowls in three consecutive seasons. The SEC sent a NCAA-record 12 teams to participate in postseason bowl games in 2014 and has sent no less than eight teams to post-season bowls in each of the last ten seasons. The SEC owned the previous record for postseason bowl victories with seven wins in 2007, 2013 and 2014.

• The SEC is 65-32 (.670) in bowl games since 2006, winning six or more bowl games each year but 2010, when the league finished 5-5.

SEC vs. OTHER CONFERENCES

• Since 2006, the SEC has posted the highest non-conference winning percentage (regular season & bowls) than any other conference. The league has a 496-110 record, an 81.8 winning percentage. The SEC has won no less than 43 non-conference games (regular season & bowls) during the last 10 seasons (2006-2015). This season, the SEC was 54-12 (.818), the highest percentage among FBS conferences.

• Teams from the SEC have posted 58 wins in the last eight years against non-conference Top 25 teams (at time game was played), an average of over seven wins per season. Ten of the 14 SEC teams have at least one win against a non-conference Top 25 team in the last seven years with Alabama (9), LSU (9), Georgia (8), Florida (5), South Carolina (7) Auburn (3) and Texas A&M (3) leading the way. SEC teams have beaten teams ranked 1-25 since 2006 with the exception of No. 6.

1 - Florida def. #1 Ohio State, 41-14, 2007 Tostitos BCS National Championship Game; LSU def. #1 Ohio State, 38-24, 2008 Allstate BCS National Championship Game; Florida def. #1 Oklahoma, 24-14, 2009 FedEx BCS National Championship Game; Alabama def. #1 Notre Dame, 42-14, 2013 Discover BCS National Championship Game; Alabama def. #1 Clemson, 45-40, 2016 CFP Championship Game.

2 - Florida def. #2 Oklahoma, 24-14, 2009 FedEx BCS National Championship Game; Alabama def. #2 Texas, 37-21, 2010 Citi BCS National Championship Game; Auburn def. #2 Oregon, 22-19, 2011 Tostitos BCS National Championship Game.

3 - LSU def. #3 Oregon, 40-27, Sept. 3, 2011; Alabama def. #3 Michigan State, 38-0, 2015 Cotton Bowl (CFP Semifinal).

4 - Florida def. #4 Cincinnati, 51-24, 2010 Allstate Sugar Bowl.

5 - Florida def. #5 Florida State, 37-26, Nov. 24, 2012.

2016 SEC Football

SEC FOOTBALL (2006-15) ... A DECADE OF DOMINANCE

9 – Kentucky def. #9 Louisville, 40-34, Sept. 15, 2007; LSU def. #9 Virginia Tech, 48-7, Sept. 8, 2007; Alabama def. #9 Clemson, 34-10, Aug. 30, 2008; South Carolina def. #9 Nebraska, 30-13, Jan. 2, 2012; South Carolina def. #9 Clemson, 27-17, Nov. 24, 2012

10 – LSU def. #10 Notre Dame, 41-14, 2007 Allstate Sugar Bowl; Georgia def. #10 Hawaii, 41-10, 2008 Allstate Sugar Bowl

11 – Texas A&M def. #11 Oklahoma, 41-13, 2013 AT&T Cotton Bowl

12 – Tennessee def. #12 California, 35-18, Sept. 2, 2006, Tennessee def. #12 Northwestern, 45-6, 2016 Outback Bowl

13 – Arkansas def. #13 Texas A&M, 42-38, Oct. 1, 2011; Missouri def. #13 Oklahoma State, 41-31, 2014 Cotton Bowl; Ole Miss def. #13 Oklahoma State 48-20, 2016 Sugar Bowl

14 – Alabama def. #14 Penn State, 24-3, Sept. 11, 2010; LSU def. #14 Wisconsin, 28-24, Aug. 30, 2014

15 – Georgia def. #15 Virginia Tech, 31-24, 2006 Chick-fil-A Bowl; Tennessee def. #15 Wisconsin, 21-17, 2008 Outback Bowl; South Carolina def. #15 Clemson, 34-17, Nov. 28, 2009; Texas A&M def. #15 Arizona State, 38-17, Sept. 5, 2015.

16 – Georgia def. #16 Georgia Tech, 15-12, Nov. 25, 2006; Auburn def. #16 Clemson, 23-20, 2007 Chick-fil-A Bowl; LSU def. #16 West Virginia, 47-21, Sept. 24, 2011; Georgia def. #16 Nebraska, 45-31, 2013 Capital One Bowl; Georgia def. #16 Clemson, 45-21, Aug. 30, 2014

17 – LSU def. #17 Texas A&M, 41-24, 2011 AT&T Cotton Bowl; South Carolina def. #17 Clemson, 34-13, Nov. 26, 2011

18 – Ole Miss def. #18 Oklahoma State, 21-7, 2010 AT&T Cotton Bowl; LSU def. #18 North Carolina, 30-24, Sept. 4, 2010; Alabama def. #18 Wisconsin, 35-17, Sept. 5, 2015

19 – Georgia def. #19 Michigan State, 24-12, 2009 Capital One Bowl; South Carolina def. #19 Wisconsin, 34-24; 2014 Capital One Bowl

20 – Alabama def. #20 Penn State, 27-11, Sept. 10, 2011; South Carolina def. #20 Michigan, 33-28, 2013 Outback Bowl; LSU def. #20 TCU 37-27, Aug. 31, 2013; Auburn def. #20 Kansas State, 20-14, Sept. 18, 2014; Georgia def. #20 Louisville, 37-14, 2014 Belk Bowl

21 – LSU def. #21 West Virginia, 20-14, Sept. 25, 2010; Texas A&M def. #21 Duke, 52-48, 2013 Chick-fil-A Bowl

22 – Auburn def. #22 Nebraska, 17-14, 2007 AT&T Cotton Bowl

23 – Florida def. #23 Florida State, 45-15, Nov. 29, 2008

24 – South Carolina def. #24 Clemson, 31-28, Nov. 25, 2006; Georgia def. #24 Arizona State, 27-10, Sept. 20, 2008

25 – Georgia def. #25 Georgia Tech, 31-17, Nov. 26, 2011

[NOTE: poll used either AP, BCS, CFP, USA Today or Harris]

SEC IN FINAL RANKINGS

• Since 2006, the SEC has had the most teams ranked in the final USA Today Coaches Poll. The conference has had 55 teams ranked in the final USA Today rankings, 16 more than the Big Ten (39) and 17 more than the Big 12 (38).

Conference	2006	2007	2008	2009	2010	2011	2012	2013	2014	2015	Total
SEC	5	5	4	4	6	5	7	7	6	6	55
Big Ten	4	5	4	4	3	4	2	4	3	6	39
Big 12	2	5	5	4	5	4	3	3	3	4	38
Pac-12	3	3	4	2	2	2	3	5	6	3	33
ACC	3	3	3	3	4	3	2	3	4	3	31
American	3	2	1	3	0	2	2	2	1	2	18
MWC	2	1	3	3	2	2	1	0	1	0	15
CUSA	0	0	0	0	1	2	1	0	1	0	5
MAC	0	0	0	1	1	0	1	0	0	0	3

• The SEC has either led or tied for the lead with the most teams ranked in the USA Today Top 25 for nine of the last 10 seasons. In 2015, the SEC finished with six seven teams ranked in the final Top 25 poll. Eleven SEC schools were ranked at some point during the 2015 season in the polls, with 13 receiving votes at some point during the season.

SEC INDIVIDUAL AWARDS AND ALL-AMERICANS

• In the 31 individual awards, the SEC has had at least one recipient in 29 of them since 2006. The SEC has only not had a winner of the Lou Groza (placekicker) or Brian Burlsworth (walk-on) in the

last 10 seasons.

• Since 2006, the SEC football student-athletes and coaches have won 78 major individual awards, an average of nearly eight per year. The league won an all time high 12 individual honors in 2010.

• The SEC has won a national player of the year in the last nine seasons with six different players since 2007— Darren McFadden, Arkansas, and Tim Tebow, Florida, in 2007; Tebow in 2008; Mark Ingram, Alabama, in 2009; Cam Newton, Auburn, in 2010; Johnny Manziel, Texas A&M, in 2012; Derrick Henry, Alabama, in 2015. The SEC did not have a national player of the year in 2011, 2013, or 2014. Three of the Heisman finalists in 2013 were, however, from the SEC, as well as one of three in 2014.

SEC INDIVIDUAL AWARD WINNERS SINCE 2006

HEISMAN MEMORIAL TROPHY (Nation's best player) – Derrick Henry, Alabama (2015); Johnny Manziel, Texas A&M (2012); Cam Newton, Auburn (2010); Mark Ingram, Alabama (2009); Tim Tebow, Florida (2007)

CHUCK BEDNARIK AWARD (Nation's best defensive player) – Patrick Peterson, LSU (2010); Tyrann Mathieu, LSU (2011)

RAY GUY AWARD (Nation's best punter) – Chas Henry, Florida (2010); Drew Butler, Georgia (2009)

MAXWELL AWARD (Nation's best player) – Derrick Henry, Alabama (2015); Cam Newton, Auburn (2010); Tim Tebow, Florida (2008); Tim Tebow, Florida (2007); AJ McCarron, Alabama (2013)

WALTER CAMP AWARD (Nation's best player) – Derrick Henry, Alabama (2015); Cam Newton, Auburn (2010); Darren McFadden, Arkansas (2007)

DOAK WALKER AWARD (Nation's best running back) – Derrick Henry, Alabama (2015); Trent Richardson, Alabama (2011); Darren McFadden, Arkansas (2007); Darren McFadden, Arkansas (2006)

DAVEY O'BRIEN AWARD (Nation's best quarterback) – Johnny Manziel, Texas A&M (2012); Cam Newton, Auburn (2010); Tim Tebow, Florida (2007)

JIM THORPE AWARD (Nation's best defensive back) – Johnthan Banks, Mississippi State (2012); Morris Claiborne, LSU (2011); Patrick Peterson, LSU (2010); Eric Berry, Tennessee (2009)

JOHN MACKKEY AWARD (Nation's best tight end) – Hunter Henry, Arkansas (2015); D.J. Williams, Arkansas (2010); Aaron Hernandez, Florida (2009)

ROTARY LOMBARDI AWARD (Nation's outstanding lineman) – Nick Fairley, Auburn (2010); Glenn Dorsey, LSU (2007)

PAUL HORNUNG AWARD (Nation's most versatile player) -- Brandon Boykin, Georgia (2011); Odell Beckham, LSU (2013)

FRANK BROYLES AWARD (Nation's top assistant coach) – John Chavis, LSU (2011); Gus Malzahn, Auburn (2010); Kirby Smart, Alabama (2009)

WUERFFEL TROPHY (Community service with athletic and academic achievement) – Barrett Jones, Alabama (2011)

JOHNNY UNITAS GOLDEN ARM (Outstanding senior quarterback) - AJ McCarron, Alabama (2013).

AFC A ASSISTANT COACH OF THE YEAR - Kirby Smart, Alabama (2012)

DISNEY SPIRIT AWARD (Top inspirational story) – Alabama Football Team (2011); D.J. Williams, Arkansas (2010)

HOME DEPOT COACH OF THE YEAR (National Coach of the Year) – Les Miles, LSU (2011); Gene Chizik, Auburn (2010); Nick Saban, Alabama (2008); Gus Malzahn, Auburn (2013)

EDDIE ROBINSON FWAA COACH OF THE YEAR – Nick Saban, Alabama (2008); Gus Malzahn, Auburn (2013)

LIBERTY MUTUAL COACH OF THE YEAR -- Nick Saban, Alabama (2008); Les Miles, LSU (2011); Gus Malzahn, Auburn (2013)

CoSIDA/ESPN ACADEMIC ALL-AMERICAN OF THE YEAR – Barrett Jones, Alabama (2012); Greg McElroy, Alabama (2010); Tim Tebow, Florida (2009)

BUTKUS AWARD (Nation's best linebacker) – Rolando McClain, Alabama (2009); Patrick Willis, Ole Miss (2006); C.J. Mosley, Alabama (2013)

WILLIAM V. CAMPBELL TROPHY (Nation's top scholar-athlete) – Tim Tebow, Florida (2009); Barrett Jones, Alabama (2012)

RIMINGTON TROPHY (Nation's best center) – Ryan Kelly, Alabama (2015); Reece Dismukes, Auburn (2014); Barrett Jones, Alabama (2012); Maurkice Pouncey, Florida (2009); Jonathan Luigs, Arkansas (2007)

LOWE'S SENIOR CLASS AWARD (Nation's top senior student-athlete) – Dak Prescott, Mississippi State (2015); Tim Tebow, Florida (2009)
 WUERFEL TROPHY (Community Service, Athletic and Academic Achievement) – Tim Tebow, Florida (2008)
 BILETNIKOFF AWARD (Wide Receiver) - Amari Cooper, Alabama (2014)
 OUTLAND TROPHY (Nation's top lineman) – Barrett Jones, Alabama (2011); Andre Smith, Alabama (2008); Glenn Dorsey, LSU (2007)
 WALTER CAMP COACH OF THE YEAR – Nick Saban, Alabama (2008)
 BRONKO NAGURSKI AWARD (Nation's top defensive player) – Glenn Dorsey, LSU (2007)
 LOTT TROPHY (Defensive IMPACT Player) – Glenn Dorsey, LSU (2007)
 MANNING AWARD (Nation's top quarterback) – Johnny Manziel, Texas A&M (2012); Tim Tebow, Florida (2008); JaMarcus Russell, LSU (2006)
 ASSOCIATED PRESS COLLEGE PLAYER OF THE YEAR – Derrick Henry, Alabama (2015); Johnny Manziel, Texas A&M (2012); Tim Tebow, Florida (2007)
 ARA SPORTSMANSHIP AWARD -- Barrett Jones, Alabama (2011)
 TED HENDRICKS TROPHY (Nation's best defensive ends) -- Jadeveon Clowney, South Carolina (2012)
 POP WARNER AWARD - Max Garcia, Florida (2014)
 NFF LEGACY AWARD - Mike McNeely, Florida (2014)

• The SEC would fill a complete first unit of first-team All-Americas since 2006. The SEC has had 101 players make first-team All-America in the AP, Walter Camp, FWAA or AFCA squads, including 9 for the 2015 season. The list represents at least one player at every position.

Offense (33)

QB – Tim Tebow, Florida (2007)
 QB – Cam Newton, Auburn (2010)
 QB – Johnny Manziel, Texas A&M (2012)
 QB – AJ McCarron, Alabama (2013)
 RB – Darren McFadden, Arkansas (2006-07)
 RB – Knowshon Moreno, Georgia (2008)
 RB – Mark Ingram, Alabama (2009)
 RB – Trent Richardson, Alabama (2011)
 RB – Leonard Fournette, LSU (2015)
 RB – Derrick Henry, Alabama (2015)
 WR – Robert Meachem, Tennessee (2006)
 WR – Alshon Jeffery, South Carolina (2010)
 WR – Mike Evans, Texas A&M (2013)
 WR – Amari Cooper, Alabama (2014)
 TE – Aaron Hernandez, Florida (2009)
 TE – Orson Charles, Georgia (2011)
 TE – Hunter Henry, Arkansas (2015)
 OL – Arron Sears, Tennessee (2006)
 OL – Michael Oher, Ole Miss (2008)
 OL – Andre Smith, Alabama (2008)
 OL – Herman Johnson, LSU (2008)
 OL – Mike Johnson, Alabama (2009)
 OL – Lee Ziemba, Auburn (2010)
 OL – Barrett Jones, Alabama (2011-12)
 OL – Chance Warmack, Alabama (2012)
 OL – Luke Joeckel, Texas A&M (2012)
 OL – Jake Matthews, Texas A&M (2013)
 OL – Cyrus Kouandjio, Alabama (2012)
 OL – Arie Kouandjio, Alabama (2014)
 OL – A.J. Cann, South Carolina (2014)
 OL – Cedric Ogbuehi, Texas A&M (2014)
 C – Jonathan Luigs, Arkansas (2007)
 C – Andre Caldwell, Alabama (2008)
 C – Maurice Pouncey, Florida (2009)
 C – Reese Dismukes, Auburn (2014)
 C – Ryan Kelly, Alabama (2015)

Defense (46)

DL – Glenn Dorsey, LSU (2006-07)
 DL – Terrence Cody, Alabama (2008-09)
 DL – Peria Jerry, Ole Miss (2008)
 DL – Nick Fairley, Auburn (2010)
 DL – Melvin Ingram, South Carolina (2011)
 DL – Sam Montgomery, LSU (2011)
 DL – Jadeveon Clowney, South Carolina (2012)
 DL – Damontre Moore, Texas A&M (2012)
 DL – Michael Sam, Missouri (2013)
 DL – Jadeveon Clowney, South Carolina (2013)
 DL – Shane Ray, Missouri (2014)
 DL – A'Shawn Robinson, Alabama (2015)
 DL – Myles Garrett, Texas A&M (2015)
 LB – Patrick Willis, Ole Miss (2006)

LB – Brandon Spikes, Florida (2008)
 LB – Rolando McClain, Alabama (2009)
 LB – Eric Norwood, South Carolina (2009)
 LB – Justin Houston, Georgia (2010)
 LB – Jarvis Jones, Georgia (2011)
 LB – Courtney Upshaw, Alabama (2011)
 LB – Dont'a Hightower, Alabama (2011)
 LB – Jarvis Jones, Georgia (2012)
 LB – C.J. Mosley, Alabama (2012)
 LB – C.J. Mosley, Alabama (2013)
 LB – Trey DePriest, Alabama (2014)
 LB – Benardrick McKinney, Miss. State (2014)
 LB – Reggie Ragland, Alabama (2015)
 DB – Eric Berry, Tennessee (2008-09)
 DB – LaRon Landry, LSU (2006)
 DB – Craig Steltz, LSU (2007)
 DB – Rashad Johnson, Alabama (2008)
 DB – Javier Arenas, Alabama (2009)
 DB – Joe Haden, Florida (2009)
 DB – Mark Barron, Alabama (2010)
 DB – Patrick Peterson, LSU (2010)
 DB – Morris Claiborne, LSU (2011)
 DB – Tyrann Mathieu, LSU (2011)
 DB – Mark Barron, Alabama (2011)
 DB – Bacarri Rambo, Georgia (2011)
 DB – DeQuan Menzie, Alabama (2011)
 DB – Dre Kirkpatrick, Alabama (2011)
 DB – Eric Reid, LSU (2012)
 DB – Dee Milliner, Alabama (2012)
 DB – Johnthan Banks, Mississippi State (2012)
 DB – Ha Ha Clinton-Dix, Alabama (2013)
 DB – Senquez Golson, Ole Miss (2014)
 DB – Landon Collins, Alabama (2014)
 DB – Vernon Hargreaves, Florida (2014)
 DB – Vernon Hargreaves, Florida (2015)
 SAF – Matt Elam, Florida (2012)
 SAF – Cody Prewitt, Ole Miss (2013)

Specialists (13)

PK – Daniel Lincoln, Tennessee (2007)
 PK – Leigh Tiffin, Alabama (2009)
 PK – Josh Jasper, LSU (2010)
 P – Drew Butler, Georgia (2009)
 P – Chas Henry, Florida (2010)
 P – Brad Wing, LSU (2011)
 P – JK Scott, Alabama (2014)
 RS – Felix Jones, Arkansas (2007)
 RS – Brandon James, Florida (2008)
 RS – Joe Adams, Arkansas (2011)
 RS – Odell Beckham, Jr. (2013)
 RS – Evan Berry, Tennessee (2015)
 RS – Cameron Sutton, Tennessee (2015)
 AP – Randall Cobb, Kentucky (2010)

SEC FOOTBALL ACADEMIC & COMMUNITY SERVICE STANDOUTS

• 24 SEC football student-athletes have won 27 national academic and community service awards since 2006. The SEC has had four of the last nine CoSIDA/ESPN Academic All-Americas of the Year in football, two recipients of the William V. Campbell Trophy (known as the "Academic Heisman"), 14 first-team CoSIDA/ESPN Academic All-America first team recipients, seven National Football Foundation Scholar-Athletes and 17 representatives on the AFCA Good Works Team, including team captain Malcolm Mitchell of Georgia in 2015 and D.T. Shackelford of Ole Miss in 2014.

2006

CoSIDA/ESPN The Magazine Academic All-America First Team – Hayden Lane, OL, Kentucky
 National Football Foundation Scholar-Athlete – Chris Leak, QB, Florida
 AFCA Good Works Team – William Brown, OL, South Carolina; Quentin Moses, DE, Georgia; Jacob Tamme, TE, Kentucky; James Wilhoit, PK, Tennessee

2007

National Football Foundation Scholar-Athlete – Jacob Tamme, TE, Kentucky
 CoSIDA/ESPN The Magazine Academic All-America First Team – Tim Tebow, QB, Florida; Jacob Tamme, TE, Kentucky
 AFCA Good Works Team – Jason Cook, FB, Ole Miss; Kelin Johnson, SS, Georgia;

2008

CoSIDA/ESPN The Magazine Academic All-America First Team – Tim Tebow, QB, Florida; Tim Masthay, P, Kentucky
 CoSIDA/ESPN The Magazine Academic All-America of the Year – Tim Tebow, QB, Florida
 AFCA Good Works Team – Tim Masthay, P, Kentucky
 Wuerrfel Trophy – Tim Tebow, QB, Florida

2009

National Football Foundation Scholar-Athlete – Tim Tebow, QB, Florida
 NFF William V. Campbell Trophy – Tim Tebow, QB, Florida
 CoSIDA/ESPN The Magazine Academic All-America First Team – Tim Tebow, QB, Florida; Colin Peek, TE, Alabama
 CoSIDA/ESPN The Magazine Academic All-America of the Year – Tim Tebow, QB, Florida
 AFCA Good Works Team – Tim Tebow, QB, Florida; Jeff Owens, DL, Georgia

2010

National Football Foundation Scholar-Athlete – Greg McElroy, QB, Alabama; Derek Sherrod, OT, Mississippi State
 CoSIDA/ESPN Academic All-America First Team – Greg McElroy, QB, Alabama; Barrett Jones, OL, Alabama; Drew Butler, P, Georgia

2011

National Football Foundation Scholar-Athlete - Drew Butler, P, Georgia
 Capital One/CoSIDA Academic All-America First-Team - Barrett Jones, OL, Alabama; Drew Butler, P, Georgia
 AFCA Good Works Team - Aron White, TE, Georgia; Jacob Lewellen, DL, Kentucky
 ARA Sportsmanship Award -- Barrett Jones, OL, Alabama

2012

National Football Foundation Scholar-Athlete - Barrett Jones, C, Alabama
 NFF William V. Campbell Trophy - Barrett Jones, C, Alabama
 Capital One/CoSIDA Academic All-America First-Team - Barrett Jones, C, Alabama; Dylan Breeding, P, Arkansas
 AFCA Good Works Team - Barrett Jones, C, Alabama; Philip Lutzenkirchen, TE, Auburn; Aaron Murray, QB, Georgia

2013

National Football Foundation Scholar-Athlete - Aaron Murray, QB, Georgia
 Capital One/CoSIDA Academic All-America First-Team - Aaron Murray, QB, Georgia;
 AFCA Good Works Team - Carey Spear, PK, Vanderbilt

2014

AFCA Good Works Team - Deterian Shackelford, Ole Miss (Captain); Chris Conley, Georgia; Andrew East, Vanderbilt; Max Godby, Kentucky
 Community Spirit Award - Dylan Thompson, South Carolina
 Pop Warner Award - Max Garcia, Florida
 NFF Legacy Award - Mike McNeely, Florida

2015

Lowe's Senior CLASS Award - Dak Prescott, Mississippi State
 AFCA Good Works Team - Jonathan Wallace, Auburn; Malcolm Mitchell, Georgia (Captain); Landon Foster, Kentucky
 Community Spirit Award - Malcolm Mitchell, Georgia

The SEC leads all conferences with 65 selections to the Good Works Team since it began in 1992.

The SEC is followed by the Big 12 Conference with 47 selections and the Atlantic Coast Conference with 32 selections. Georgia is in first place with 16 honorees to the Allstate AFCA Good Works Team.® The Bulldogs are followed by Nebraska with 14 honorees. Super Bowl XLII, XLVI and XLI champion quarterbacks Eli and Peyton Manning were members of the 2002 and 1997 Good Works Teams®, respectively.

2016 SEC Football

SEC FOOTBALL (2006-15) ... A DECADE OF DOMINANCE

SEC IN THE NFL

- The SEC has had more of its former players on NFL rosters in the last 10 seasons than any other conference. Since 2006, the SEC has averaged 297 players per year on NFL opening weekend rosters, as well as 332 over the last five years.
- During the last ten completed NFL seasons (2005-15), the SEC had had five of its former players named NFL MVP (2005, Shaun Alexander, RB, Alabama with Seattle; 2008-09-13, Peyton Manning, QB, Tennessee with Indianapolis and Denver; 2015, Cam Newton, QB, Auburn with Carolina).
- During the last nine Super Bowls (2006-13), three former SEC players have been named game MVP (2006 – Hines Ward, WR, Georgia with Pittsburgh; 2007 – Peyton Manning, QB, Tennessee with Indianapolis; 2008 and 2012– Eli Manning, QB, Ole Miss with New York Giants. Von Miller of Texas A&M was named MVP of Super Bowl 50, although his final year was the Aggies final season prior to joining the SEC.

SEC ON NFL ROSTERS

	2006	2007	2008	2009	2010	2011	2012	2013	2014	2015
SEC –	266	263	259	263	272	283	257	340	345	355

- The Southeastern Conference led the nation in 2016 with an all-time high 362 former players on opening weekend 53-man active rosters, including injured reserve.
- The SEC led the nation's conferences in draft picks for the ninth consecutive year in 2015. The last time that the SEC did not top the conference draft list was in 2006, when the ACC had 52, the Big Ten had 41 and the SEC had 37.
- The nation-leading 54 NFL Draft picks are the second most in SEC history, trailing only the 63 in 2013.
- The SEC has averaged over 50 selections per draft since 2006.
- The SEC had seven First Round picks in 2015. During the last nine NFL Drafts, the SEC has a nation-leading 81 players taken in the opening round, an average of nine per season.
- Over the last five NFL Drafts, the SEC has now accounted for 40% of the Top 10 selections.
- Six SEC schools had a player drafted in the First Round in 2015.
- This is the 13th time in last 17 NFL Drafts, and fifth in a row, the SEC has had a Top 3 pick.
- This marks the fifth time since 2008 the SEC had multiple Top 5 picks.
- For the second straight year and fourth of last seven NFL Drafts, half of the Top 4 selections are from the SEC.
- The SEC has now had at least three Top 10 selections in the NFL Draft every year since 2007.
- The SEC now has 26 Top 10 picks since 2009 and 32 since 2007.
- At least one Florida player has been selected in every NFL draft since 1952, the longest streak in SEC history. The Gators have had five First Round picks in the last three NFL Drafts. Florida has had a first round pick in eight of the last nine years.
- Since 2009, Top 10 NFL picks by league: SEC (26); Big 12 (17); ACC (12); Pac-12 (10); MAC (2); AAC (1), BYU (1), B1G (1).
- Seven of the first 24 selections of the 2015 NFL Draft were from the SEC.
- This is the ninth year in a row and 11th in last 13 NFL Drafts the SEC has had multiple picks in the Top 7.
- Over the last 17 NFL Drafts, the SEC has had the No. 1 pick seven times; Have also had a Top 3 pick 13 times and Top 5 pick 16 times.
- Prior to 2015 Draft, the last time a Florida player was the top SEC pick in the NFL Draft - 2001 (Gerard Warren - No. 3).

- Alabama has the most First Round picks nationally since 2007 with 16. Florida and LSU are tied for second with 12.
- Bud Dupree is the first Kentucky player drafted in NFL first round since Dewayne Robertson in 2003 (No. 4).
- Texas A&M has had at least one First Round selection each year since joining the SEC, while Missouri has had an opening round pick two of those three seasons.

SEC NFL DRAFT SELECTIONS

	2006	2007	2008	2009	2010	2011	2012	2013	2014	2015
SEC -	37	41	35	37	49	38	42	63	49	54
ACC -	52	31	33	33	31	35	31	31	42	47
Big Ten -	41	34	28	28	34	29	41	22	30	35
Pac-12 -	32	25	34	32	29	31	28	28	34	39
Big 12 -	29	28	29	28	30	30	26	22	17	25

The SEC led the nation's conferences in draft picks for the ninth consecutive year. The last time that the SEC did not top the conference draft list was in 2006, when the Big Ten had 41 and the SEC had 37.

SEC IN THE NFL SUCCESS

- Former Southeastern Conference football players have had success in the National Football League. Here is a snapshot of that success since 2000.

2000s All-Decade Team

OG - Alan Faneca, LSU (Pittsburgh, N.Y. Jets, Arizona)
 C - Kevin Mawae, LSU (Seattle, N.Y. Jets, Tennessee)
 QB - Peyton Manning, Tennessee (Indianapolis)
 RB - Jamal Lewis, Tennessee (Baltimore, Cleveland)
 RB - Shaun Alexander, Alabama (Seattle, Washington)
 DT - Richard Seymour, Georgia (New England, Oakland)
 CB - Champ Bailey, Georgia (Washington, Denver)

NFL MVPs

2003 - Peyton Manning, Indianapolis (Tennessee)
 Jamal Lewis, Baltimore (Tennessee)
 2004 - Peyton Manning, Indianapolis (Tennessee)
 2005 - Shaun Alexander, Seattle (Alabama)
 2008 - Peyton Manning, Indianapolis (Tennessee)
 2009 - Peyton Manning, Indianapolis (Tennessee)
 2013 - Peyton Manning, Denver (Tennessee)
 2015 - Cam Newton, Carolina (Auburn)

Super Bowl MVPs

XL - Hines Ward, Pittsburgh (Georgia)
 XLI - Peyton Manning, Indianapolis (Tennessee)
 XLII - Eli Manning, New York Giants (Ole Miss)
 XLVI - Eli Manning, New York Giants (Ole Miss)
 50 - *Von Miller, Denver Broncos (Texas A&M)

**-Final season at Texas A&M was season prior to school joining the SEC.*

A nation-leading 23 players hailing from current Southeastern Conference institutions were on the rosters of the Denver Broncos and Carolina Panthers, the two National Football League teams who met in Super Bowl 50 on February 7.

Tennessee leads the SEC and is second in the nation with four former players, while Alabama, Florida and Georgia had three each. Twelve SEC schools had at least one player represented in the Super Bowl.

The SEC also led the nation once again in 2016 in the number of underclassmen declaring for the NFL Draft (28) and number of former players invited to the NFL Combine (74).

WINNINGEST SEC COACHES - ALL GAMES AT SEC INSTITUTIONS

Wins	Coach (Schools)	Seasons	W-L-T
1. 292	Paul "Bear" Bryant (Kentucky/Alabama)	UK 1946-53 UA 1958-82	60-23-5 232-46-9
2. 208	Steve Spurrier (Florida/South Carolina)	UF 1990-2001 SC 2005-2015	122-27-1 86-49
3. 201	Vince Dooley (Georgia)	1964-88	201-77-10
4. 197	Dan McGugin (Vanderbilt)	1904-17; 1919-34	197-55-19
5. 190	John Vaught (Ole Miss)	1947-70; 1973	190-61-12
6. 176	Ralph "Shug" Jordan (Auburn)	1951-75	176-83-6
7. 173	Robert Neyland (Tennessee)	1926-34; 1936-40; 1946-52	173-31-12
8. 158	Nick Saban (LSU/Alabama)	LS 2000-04 UA 2007-present	48-16 110-18
9. 154	Mark Richt (Georgia)	2001-2015	154-52
10. 152	Phillip Fulmer (Tennessee)	1992-2008	152-52
11. 140	Wallace Butts (Georgia)	1939-60	140-86-9
12. 137	Charlie McClendon (LSU)	1962-79	137-59-7
13. 122	Mike Donahue (Auburn/LSU)	AU 1904-06; 1908-22 LSU 1923-27	99-35-5 23-19-3
14. 115	Johnny Majors (Tennessee)	1977-92	115-62-8
115	Frank Thomas (Alabama)	1931-46	115-24-7
16. 114	Les Miles (LSU)	2005-16	114-34
17. 110	Tommy Tuberville (Ole Miss/Auburn)	UM 1995-98 AU 1999-2008	25-20 85-40
18. 104	Doug Dickey (Tennessee/Florida)	UT 1964-69 UF 1970-78	46-15-4 58-42-2
19. 99	Pat Dye (Auburn)	1981-92	99-39-4
99	Houston Nutt (Ole Miss/Arkansas)	AR 1998-2007 UM 2008-2011	75-48 24-26
21. 98	Harry Mehre (Georgia/Ole Miss)	UG 1928-37 UM 1938-45	59-34-6 39-26-1
22. 83	Bernie Moore (LSU)	1935-47	83-39-6
23. 75	Jackie Sherrill (Mississippi State)	1991-2002	75-75-2
24. 70	Ray Graves (Florida)	1960-69	70-31-4
25. 67	Billy Brewer (Ole Miss)	1983-93	67-55-3

Minimum 50 Victories

WINNINGEST SEC COACHES - SEC REGULAR-SEASON GAMES

Wins	Coach (Schools)	Seasons	W-L-T
1. 159	Paul "Bear" Bryant (Kentucky/Alabama)	UK 1946-53 UA 1958-82	22-18-4 137-28-5
2. 131	Steve Spurrier (Florida/South Carolina)	UF 1990-2001 SC 2005-2015	87-14 44-39
3. 106	John Vaught (Ole Miss)	1947-70; 1973	106-41-10
4. 105	Vince Dooley (Georgia)	1964-88	105-41-4
5. 101	Nick Saban (Alabama/LSU)	LS 2000-04 UA 2007-present	30-12 71-13
6. 98	Ralph "Shug" Jordan (Auburn)	1951-75	98-63-4
98	Phillip Fulmer (Tennessee)	1992-2008	98-36
8. 85	Mark Richt (Georgia)	2001-2015	85-40
9. 67	Wallace Butts (Georgia)	1939-60	67-60-5
10. 64	Les Miles (LSU)	2005-16	64-29
64	Tommy Tuberville (Ole Miss/Auburn)	UM 1995-98 AU 1999-2008	12-20 52-29
12. 62	Charlie McClendon (LSU)	1962-79	62-38-0
62	Robert Neyland (Tennessee)	1926-34; 1936-40; 1946-52	62-15-5
14. 59	Frank Thomas (Alabama)	1931-46	59-16-6
15. 57	Johnny Majors (Tennessee)	1977-92	57-40-3
16. 52	Houston Nutt (Ole Miss/Arkansas)	AR 1998-2007 UM 2008-2011	42-38 10-24
17. 49	Doug Dickey (Tennessee/Florida)	UT 1964-69 UF 1970-78	21-10-4 28-28-1
18. 48	Pat Dye (Auburn)	1981-92	48-27-1
19. 43	Jackie Sherrill (Mississippi State)	1991-2003	43-52-1
20. 39	Urban Meyer (Florida)	2005-10	39-13
21. 38	Gene Stallings (Alabama)	1990-96	38-16-0
22. 36	Ray Graves (Florida)	1960-69	36-19-3
23. 34	Harold "Red" Drew (Ole Miss/Alabama)	UM 1946 UA 1947-54	1-6-0 33-21-7
24. 33	Billy Brewer (Ole Miss)	1983-93	33-41-0
25. 30	Terry Bowden (Auburn)	1993-98	30-14-1

Minimum 25 Victories /Includes SEC Championship Games

SEC COACHING RECORDS

Coach, Team	COLLEGIATE OVERALL RECORD		ALL GAMES AT SEC SCHOOLS		SEC vs. SEC# GAMES ONLY	
	W-L-T	Pct.	W-L-T	Pct.	W-L-T	Pct.
Nick Saban, Alabama	201-60-1	.767	158-34 (8)	.823 (5)	101-25 (7)	.802 (2)
Bret Bielema, Arkansas	92-48	.657	24-24	.500	9-21	.300
Gus Malzahn, Auburn	43-19	.694	34-16	.680	19-13	.594
Jim McElwain, Florida	31-16	.660	17-6	.739	11-4	.733
Kirby Smart, Georgia	6-4	.600	6-4	.600	4-4	.500
Mark Stoops, Kentucky	17-29	.370	17-29	.370	8-24	.250
Ed Orgeron, LSU	20-28	.417	14-26	.350	6-22	.214
Hugh Freeze, Ole Miss	69-30	.697	39-23	.629	19-19	.500
Dan Mullen, Mississippi State	59-41	.590	59-41	.590	28-34	.452
Barry Odom, Missouri	3-7	.300	3-7	.300	1-5	.167
Will Muschamp, South Carolina	33-26	.559	33-26	.559	20-20	.500
Butch Jones, Tennessee	78-47	.624	28-20	.583	13-17	.433
Kevin Sumlin, Texas A&M	78-36	.684	43-18	.705	22-17	.564
Derek Mason, Vanderbilt	11-23	.324	11-23	.324	3-19	.136

W-L-T Ranking indicates number of wins; Pct. ranking indicates highest winning percentage (To be listed among career leaders, must have min. 5 years coaching)

- includes SEC Championship Game / () - Current SEC Coaches' Rankings among Career Leaders

STARTING QUARTERBACKS IN THE SEC (2016)

School	Quarterback(s)	Record	IN WINS -----				IN LOSSES -----			
			A-C-I	Yards	TD	Pct.	A-C-I	Yards	TD	Pct.
Alabama	Blake Barnett	1-0	6-5-0	100	1	83.3	N/A			
	Jalen Hurts	9-0	260-167-7	2,032	16	64.2	N/A			
Arkansas	Austin Allen	6-4	155-100-4	1,333	14	64.5	151-83-6	1,168	6	55.0
Auburn	Sean White	9-6	167-116-2	1,634	8	69.5	156-85-4	993	1	54.5
	John Franklin	1-0	4-2-0	9	0	50.0	N/A			
Florida	Luke Del Rio	5-1	164-95-6	893	8	57.9	37-19-2	229	0	51.4
	Austin Appleby	2-1	49-36-1	345	2	73.5	39-23-1	296	3	59.0
Georgia	Greyson Lambert	11-2	208-142-1	1,648	10	68.3	56-25-1	365	2	44.6
	Jacob Eason	5-4	166-90-2	1,125	7	54.2	137-75-2	837	4	54.7
Kentucky	Drew Barker	2-3	31-17-1	130	0	54.8	56-23-4	461	4	41.1
	Stephen Johnson	4-3	99-52-3	684	2	52.5	71-35-2	384	0	49.3
LSU	Brandon Harris	10-5	176-96-3	1,443	10	54.5	140-68-6	912	4	48.6
	Danny Etling	5-2	122-78-2	1,068	5	64.2	51-26-1	210	1	51.0
Ole Miss	Chad Kelly	14-8	455-299-11	4,131	32	65.7	331-203-11	2,660	18	61.3
	Shea Patterson	1-0	42-25-1	338	2	59.5	N/A			
Mississippi State	Nick Fitzgerald	4-6	133-83-5	1,109	12	62.4	151-69-5	741	4	45.7
Missouri	Drew Lock	5-13	166-112-1	1,484	15	67.5	437-202-14	2,015	8	46.2
South Carolina	Perry Orth	2-9	47-28-1	424	1	59.6	256-148-8	1,811	10	57.8
	Brandon McIlwain	1-2	28-16-0	195	0	57.1	45-24-1	211	0	53.3
	Jake Bentley	3-1	74-54-0	622	6	72.0	33-18-1	213	0	54.5
Tennessee	Joshua Dobbs	21-11	532-332-14	4,139	40	62.4	329-189-12	1,878	5	57.4
Texas A&M	Trevor Knight	7-2	239-130-5	1,704	11	54.4	45-19-1	207	2	42.2
	Jake Hubenak	0-1	N/A				27-16-1	213	2	59.3
Vanderbilt	Kyle Shurmur	6-9	144-78-1	899	5	54.2	224-113-8	1,166	5	50.4

SEC vs. NON-CONFERENCE TEAMS

[Conference alignment at times games were played]

2016 SEC NON-CONFERENCE RECORD [34-9 (.791)]

(Includes Bowl Games)

Conference	2016 App.	2016 W-L	2016 Pct.	Since 1995*
American	2	2-0	1.000	32-32 (.500) #
Atlantic Coast	5	2-3	.400	100-66 (.602)
Big Ten	1	0-1	.000	51-34 (.600)
Big 12	2	1-1	.500	46-31-1 (.596)
Conference USA	8	6-2	.750	138-27 (.836)
Mid-American	4	4-0	1.000	63-6 (.913)
Mountain West	0	0-0	-	19-7 (.731)
Pac-12	2	2-0	1.000	21-14 (.600)
Sun Belt	6	5-1	.833	152-8 (.950)
Western Athletic	0	0-0	-	50-7 (.877)
FBS Independent	5	4-1	.800	51-18 (.739)
Non-FBS	8	8-0	-	156-4 (.975)

*-using alignment during year played.

- formerly BIG EAST.

SEC NON-CONFERENCE RECORD (Since 1992)

Year	Regular Season			
	App.	W-L	Pct.	Bowls
1992	36	27-9	.750	5-1
1993	36	28-7-1	.792	2-2
1994	36	27-8-1	.764	3-2
1995	36	29-7	.806	2-4
1996	36	27-9	.750	5-0
1997	36	32-4	.889	5-1
1998	36	27-9	.750	4-4
1999	36	28-8	.778	4-4
2000	36	27-9	.750	4-5
2001	36	29-7	.806	5-3
2002	49	37-12	.755	3-4
2003	46	31-15	.674	5-2
2004	36	25-11	.694	3-3
2005	36	27-9	.750	3-3
2006	48	41-7	.854	6-3
2007	48	40-8	.825	7-2
2008	48	37-11	.771	6-2
2009	48	42-6	.875	6-4
2010	48	41-7	.854	5-5
2011	48	42-6	.875	5-2
2012	56	48-8	.857	6-3
2013	56	47-9	.839	7-3
2014	55	48-7	.863	7-5
2015	55	45-10	.815	9-2
2016	43	34-9	.791	-
TOTALS	1080	866-212-2	.803	117-69 (.629)
TOTAL w/ BOWLS	1249	983-281-2	.788	

NON-CONFERENCE RECORDS (Does not include bowl games)

School	SINCE 1933					SINCE 2000					Current Streak
	Games	Won	Lost	Tied	Pct.	Games	Won	Lost	Tied	Pct.	
Alabama	330	263	61	6	.806	63	52	11	0	.825	W32
Arkansas	88	71	17	0	.807	64	56	8	0	.875	W5
Auburn	333	251	74	8	.766	63	52	11	0	.825	W2
Florida	357	244	104	9	.696	62	49	13	0	.790	W2
Georgia	383	281	88	14	.752	62	55	7	0	.887	W6
Kentucky	342	232	101	9	.692	62	45	17	0	.726	W1
LSU	364	274	79	11	.768	62	59	3	0	.952	W2
Ole Miss	352	257	87	8	.741	64	48	16	0	.750	W3
Mississippi State	328	235	83	8	.729	64	45	19	0	.703	W1
Missouri	20	16	4	0	.800	20	16	4	0	.800	L1
South Carolina	86	64	22	0	.744	62	51	11	0	.823	W2
Tennessee	367	290	68	9	.802	64	53	11	0	.828	W6
Texas A&M	19	19	0	0	1.000	19	19	0	0	1.000	W19
Vanderbilt	326	197	120	9	.618	63	39	24	0	.619	W1
TOTALS	3695	2694	908	91	.741	794	639	155	0	.805	---

STATE OF THE SEC

Record Last Five Years (2012-Current)

	W-L		Pct.		SEC Champ	SEC	National	AP
			Bowls	Game App.	Champ	Champ	Champ	Top 25
Alabama	60	6	.909	4	3	3	2	4
Georgia	46	17	.730	4	2	0	0	2
Texas A&M	43	19	.694	4	0	0	0	2
LSU	43	17	.717	4	0	0	0	3
Ole Miss	39	23	.629	4	0	0	0	2
Mississippi State	38	24	.613	4	0	0	0	1
Florida	39	21	.650	3	1	0	0	2
Missouri	36	26	.581	2	2	0	0	2
South Carolina	37	24	.607	3	0	0	0	2
Auburn	37	25	.597	3	1	1	0	2
Tennessee	33	27	.550	2	0	0	0	1
Vanderbilt	29	31	.483	2	0	0	0	2
Arkansas	28	32	.467	2	0	0	0	0
Kentucky	19	39	.328	0	0	0	0	0

Record Last 10 Years (2004-Current)

	W-L		Pct.		SEC Champ	SEC	National	AP
			Bowls	Game App	Champ	Champ	Champ	Top 25
Alabama	110-18	.859	9	5	4	4	4	8
LSU	96-31	.756	9	2	2	1	1	7
Georgia	91-38	.705	9	2	0	0	0	5
Florida	89-38	.701	8	3	1	1	1	5
Missouri	84-45	.651	7	2	0	0	0	5
Auburn	81-46	.638	7	2	2	1	1	4
South Carolina	77-49	.611	7	1	0	0	0	4
Texas A&M	76-50	.603	8	0	0	0	0	3
Mississippi State	71-54	.568	7	0	0	0	0	2
Arkansas	70-54	.565	6	0	0	0	0	2
Ole Miss	66-58	.532	6	0	0	0	0	4
Tennessee	66-58	.532	5	1	0	0	0	2
Vanderbilt	51-71	.418	4	0	0	0	0	2
Kentucky	52-70	.426	0	0	0	0	0	0

SHUTOUTS IN THE SEC SINCE 1992

Which defenses in the SEC have posted the most shutouts since 1992:

Team	Total	Last
Alabama	30	11/5/16 vs. LSU (10-0)
Arkansas	8	11/22/14 vs. Ole Miss (30-0)
Auburn	14	8/30/08 vs. UL-Monroe (34-0)
Georgia	12	10/11/14 vs. Missouri (34-0)
Florida	12	9/17/16 vs. North Texas (32-0)
Kentucky	5	9/5/09 vs. Miami, Ohio (42-0)
LSU	18	9/13/14 vs. UL-Monroe (31-0)
Ole Miss	13	11/8/14 vs. Presbyterian (48-0)
Mississippi State	9	11/22/14 vs. Vanderbilt (51-0)
Missouri	9	8/24/16 vs. Delaware State (79-0)
South Carolina	7	8/28/08 vs. N.C. State (34-0)
Tennessee	18	11/5/16 vs. Tennessee Tech (55-0)
Texas A&M	11	9/10/16 vs. Prairie View A&M (67-0)
Vanderbilt	4	11/3/12 vs. Kentucky (40-0)

SEC'S BEST ROAD TEAMS SINCE 1992

Which SEC team has the best record away from home in league games since 1992 (includes neutral site games/does not include SEC Championship Game):

Team	W-L	Pct.
Florida	78-32	.709
Alabama	71-32	.689
Georgia	70-42-1	.624
Tennessee	58-42	.580
Auburn	56-43	.566
LSU	52-45-1	.536
South Carolina	39-63	.382
Arkansas	36-60-2	.381
Ole Miss	31-67	.316
Mississippi State	29-69-1	.298
Kentucky	25-75	.250
Vanderbilt	19-82	.188

Texas A&M	16-7	.696
Missouri	9-10	.474

CLOSE LOSSES SINCE 2003

Team	Total		
	Losses	1-7 Margin	Pct.
Alabama	41	25	.610
Georgia	48	29	.604
LSU	38	19	.500
Florida	51	24	.471
South Carolina	71	32	.451
Arkansas	71	30	.423
Auburn	56	23	.411
Tennessee	71	29	.408
Ole Miss	84	33	.393
Texas A&M	73	29	.397
Vanderbilt	101	37	.366
Missouri	63	20	.317
Kentucky	97	30	.309
Mississippi State	87	22	.253

EASTERN DIVISION vs. WESTERN DIVISION

(Since 1992 • DOES NOT INCLUDE SEC CHAMPIONSHIP GAME)

EASTERN vs. Western	W	L	T	Pct.	Streak
Florida	40	29	0	.580	L2
Georgia	46	23	1	.664	W1
Kentucky	24	46	0	.333	W1
Missouri	4	5	0	.444	L3
South Carolina	24	45	1	.350	L6
Tennessee	36	33	1	.521	L13
Vanderbilt	12	57	0	.174	L7
TOTALS	186	238	3	.439	

WESTERN vs. Eastern	W	L	T	Pct.	Streak
Alabama	50	19	1	.721	W14
Arkansas	30	39	0	.435	W3
Auburn	42	27	1	.607	L1
LSU	38	30	1	.558	W6
Ole Miss	34	35	0	.493	W1
Mississippi State	37	33	0	.536	L1
Texas A&M	7	3	0	.700	W4
TOTALS	238	186	3	.561	

SEC NEWS & NOTES

SEC FOOTBALL SERIES MARGINS SINCE 2000 (Min. 10 games played / Includes 2016 games)

Series	G	Total		Avg.			
		Margin	Margin	1-9	10-19	20-29	30+
South Carolina-Tennessee	17	124	7.29	12	4	1	0
Georgia-South Carolina	17	187	11.00	9	4	2	1
Florida-Tennessee	17	189	11.12	7	8	1	1
Georgia-Tennessee	17	198	11.65	9	4	4	0
Alabama-LSU	18	209	11.61	9	5	3	1
Ole Miss-Vanderbilt	16	188	11.75	9	5	1	1
Florida-Georgia	17	202	11.88	9	5	2	1
Auburn-Ole Miss	17	203	11.94	8	5	4	0
Kentucky-Mississippi State	17	196	11.53	8	6	3	0
LSU-Ole Miss	17	208	12.24	9	5	1	2
South Carolina-Vanderbilt	17	209	12.29	7	8	1	1
Arkansas-LSU	17	209	12.29	10	3	3	1
Kentucky-South Carolina	17	213	12.53	12	1	2	2
Kentucky-Vanderbilt	17	229	13.47	6	6	2	2
Auburn-LSU	17	238	14.00	8	3	4	2
Florida-LSU	16	225	14.06	8	3	2	3
Arkansas-Ole Miss	17	240	14.12	7	5	1	4
Alabama-Auburn	16	232	14.50	8	4	2	2
Arkansas-Mississippi State	16	232	14.50	9	2	2	3
Auburn-Georgia	17	248	14.59	9	3	3	2
Kentucky-Tennessee	17	249	14.65	6	6	2	3
Ole Miss-Mississippi State	16	237	14.81	5	7	2	2
Arkansas-South Carolina	14	219	15.64	5	4	4	1
Auburn-Mississippi State	17	270	15.88	8	2	5	2
Tennessee-Vanderbilt	16	255	15.94	8	2	4	2
Alabama-Ole Miss	17	263	15.47	8	4	1	4
Alabama-Tennessee	17	291	17.12	6	3	3	5
Florida-South Carolina	17	294	17.29	5	3	4	4
Arkansas-Auburn	17	297	17.47	5	6	5	1
Georgia-Kentucky	17	297	17.47	7	3	3	4
Georgia-Vanderbilt	17	304	17.88	5	6	2	4
Alabama-Arkansas	17	309	18.18	6	5	3	3
Florida-Vanderbilt	17	322	18.94	6	4	5	2
Alabama-Mississippi State	17	339	19.94	3	5	5	3
LSU-Mississippi State	17	371	21.82	5	3	2	7
Florida-Kentucky	17	405	23.82	5	2	3	7

SEC ALL-TIME RECORDS BY WINNING PERCENTAGE (Min. 23 starts)

1.	Jay Barker, Alabama (1991-94)	35-2-1 (.934)
2.	Danny Wuerffel, Florida (1993-96)	32-3-1 (.903)
T3.	AJ McCarron, Alabama (2010-13)	36-4 (.900)
T3.	Buck Belue, Georgia (1978-81)	27-3 (.900)
5.	John Lastinger, Georgia (1981-83)	20-2-1 (.891)
6.	Greg McElroy, Alabama (2007-10)	24-3 (.889)
7.	Tee Martin, Tennessee (1996-99)	22-3 (.880)
8.	Terry Davis, Alabama (1971-72)	21-3 (.875)
9.	Bobby Scott, Tennessee (1968-70)	20-3 (.869)
10.	Peyton Manning, Tennessee (1994-97)	39-6 (.867)
11.	Tim Tebow, Florida (2006-09)	35-6 (.866)
12.	Reggie Slack, Auburn (1986-89)	22-4 (.846)
13.	Connor Shaw, South Carolina (2010-13)	27-5 (.844)
14.	John Rauch, Georgia (1945-48)	36-8-1 (.811)
15.	David Greene, Georgia (2001-04)	42-10 (.808)
16.	Matthew Stafford, Georgia (2006-08)	28-7 (.800)
17.	Shane Matthews, Florida (1990-92)	27-7 (.794)
18.	Heath Shuler, Tennessee (1991-93)	19-5 (.792)
19.	Andy Kelly, Tennessee (1988-91)	24-5-2 (.790)
20.	Babe Parilli, Kentucky (1949-51)	28-8 (.778)
21.	Jason Campbell, Auburn (2001-04)	31-9 (.775)
22.	Casey Clausen, Tennessee (2000-03)	34-10 (.773)

CURRENT CONSECUTIVE GAMES WITHOUT BEING SHUTOUT

Southeastern Conference	Gms	Last Time Shutout
1.	*Florida	357 Oct. 29, 1988 (lost to Auburn, 16-0)
2.	Tennessee	282 Sept. 17, 1994 (lost to Florida, 31-0)
3.	Georgia	271 Sept. 30, 1995 (lost to Alabama, 31-0)
4.	Alabama	208 Nov. 18, 2000 (lost to Auburn, 9-0)
5.	South Carolina	138 Sept. 9, 2006 (lost to Georgia, 18-0)
6.	Mississippi State	100 Nov. 28, 2008 (lost to Ole Miss, 45-0)
7.	Auburn	50 Nov. 24, 2012 (lost to Alabama, 49-0)
8.	Kentucky	48 Nov. 3, 2012 (lost to Vanderbilt, 40-0)
9.	Arkansas	39 Oct. 19, 2013 (lost to Alabama, 52-0)
10.	Missouri	30 Oct. 11, 2014 (lost to Missouri, 34-0)
11.	Texas A&M	28 Oct. 18, 2014 (lost to Alabama, 59-0)
12.	Ole Miss	25 Nov. 22, 2014 (lost to Arkansas, 30-0)
13.	Vanderbilt	10 Nov. 21, 2015 (lost to Texas A&M, 25-0)
13.	LSU	1 Nov. 5, 2016 (lost to Alabama, 10-0)

* - Longest active streak in NCAA FBS.

SEC STATISTICAL TRENDS

Below are some statistical trends in the SEC since conference expansion in 1992 through the 2015 season (Averages per Game Only):

Category	1992	1993	1994	1995	1996	1997	1998	1999	2000	2001	2002	2003	2004	2005	2006	2007	2008	2009	2010	2011	2012	2013	2014	2015
Scoring Offense	21.7	24.7	26.3	27.1	24.6	25.7	25.9	24.9	26.4	27.7	25.6	27.3	25.0	24.1	25.4	30.3	25.6	28.4	31.0	27.3	30.4	31.7	31.5	28.4
Total Offense	335.1	367.2	366.9	376.7	344.7	372.6	376.4	349.5	364.8	399.2	360.4	376.9	368.9	348.3	351.6	385.9	342.9	378.6	400.2	355.0	402.4	432.5	417.7	399.6
Rushing Offense	167.4	169.8	165.1	153.7	144.7	137.9	144.0	127.7	140.9	154.1	163.9	157.8	166.6	141.4	140.5	168.4	147.1	175.8	175.2	161.1	168.4	197.0	189.0	177.1
Passing Offense	167.7	197.4	201.8	223.0	200.0	234.7	232.4	221.8	223.9	245.1	196.5	219.1	202.3	206.9	211.1	217.5	195.8	202.8	225.0	193.9	234.0	235.5	228.7	222.4
Percent Run	49.9%	46.2%	44.9%	40.8%	41.9%	37.0%	38.3%	36.5%	38.6%	38.6%	45.5%	41.9%	45.2%	40.6%	39.9%	43.6%	42.9%	46.4%	43.8%	45.4%	41.8%	45.5%	45.2%	44.3%
Percent Pass	50.1%	53.8%	55.1%	59.2%	58.1%	63.0%	61.7%	63.5%	61.4%	61.4%	54.5%	58.1%	54.8%	59.4%	60.1%	56.8%	57.1%	53.6%	56.2%	54.6%	58.2%	54.5%	54.8%	55.7%
Scoring Defense	18.8	19.6	21.7	22.5	20.9	21.2	22.3	21.0	22.2	23.7	21.2	22.5	21.2	20.7	19.4	23.8	20.5	20.8	23.7	20.7	23.0	24.8	23.4	21.9
Total Defense	315.1	329.9	340.9	349.0	320.3	339.1	349.5	322.4	337.1	372.5	329.2	346.6	336.9	327.6	315.0	352.9	309.4	328.7	350.3	320.7	361.3	379.8	370.3	358.1
Rushing Defense	145.8	146.1	151.4	141.6	131.7	121.6	132.9	107.3	128.8	140.7	143.1	137.7	149.5	131.7	128.4	147.4	122.3	140.7	141.2	143.8	140.2	161.0	157.7	151.0
Passing Defense	169.3	183.8	189.5	207.4	188.6	217.5	216.6	215.1	208.3	231.8	186.1	208.9	187.4	195.9	186.6	205.5	187.1	188.0	209.1	176.9	221.2	218.7	212.6	207.1
Percent Run	46.3%	44.3%	44.4%	40.6%	41.1%	35.9%	38.0%	33.3%	38.2%	37.8%	43.5%	39.7%	44.4%	40.2%	40.8%	41.8%	39.5%	42.8%	40.3%	44.8%	38.7%	42.4%	42.6%	42.3%
Percent Pass	53.7%	55.7%	55.6%	59.4%	58.9%	64.1%	62.0%	66.7%	61.8%	62.2%	56.5%	60.3%	55.6%	58.8%	59.2%	58.2%	60.5%	57.2%	59.7%	55.2%	61.3%	57.6%	57.4%	57.8%

SEC CAREER STATISTICAL LEADERS

Total Offensive Yards Gained

1.	13,562 - Aaron Murray, Georgia (396 rushing, 13,166 passing).....	2010-13
2.	12,232 - Tim Tebow, Florida (2,947 rushing, 9,285 passing).....	2006-09
3.	11,897 - Dak Prescott, Mississippi State (2,521 rushing, 9,376 passing).....	2012-15
4.	11,380 - Chris Leak, Florida (137 rushing, 11,213 passing, 30 receiving).....	2003-06
5.	11,270 - David Greene, Georgia (-258 rushing, 11,528 passing).....	2001-04
6.	11,020 - Peyton Manning, Tennessee (-181 rushing, 11,201 passing).....	1994-97
7.	10,841 - Eric Zeier, Georgia (-312 rushing, 11,153 passing).....	1991-94
8.	10,637 - Jared Lorenzen, Kentucky (279 rushing, 10,354 passing).....	2000-03
9.	10,500 - Danny Wuerffel, Florida (-375 rushing, 10,875 passing).....	1993-96
10.	10,478 - Bo Wallace, Ole Miss (944 rushing, 9,534 passing).....	2012-15

Highest Active Players

1.	8,083 - Joshua Dobbs, Tennessee.....	2013-16
2.	7,632 - Chad Kelly, Ole Miss.....	2015-16
3.	4,327 - Drew Lock, Missouri.....	2015-16
4.	3,790 - Leonard Fournette, LSU.....	2014-16
5.	3,126 - Brandon Harris, LSU.....	2014-16
6.	3,066 - Nick Fitzgerald, Mississippi State.....	2014-16
7.	2,999 - Ralph Webb, Vanderbilt.....	2014-16
8.	2,993 - Sean White, Auburn.....	2014-16
9.	2,966 - Nick Chubb, Georgia.....	2014-16
10.	2,767 - Jalen Hurts, Alabama.....	2016

Touchdown Responsibility

1.	145 - Tim Tebow, Florida (57 rushing, 88 passing).....	2006-09
2.	137 - Aaron Murray, Georgia (16 rushing, 121 passing).....	2010-13
3.	122 - Danny Wuerffel, Florida (8 rushing, 114 passing).....	1993-96
4.	114 - Dak Prescott, Mississippi State (41 rushing, 70 passing, 3 rec.).....	2012-15
5.	101 - Peyton Manning, Tennessee (12 rushing, 89 passing).....	1994-97
	101 - Chris Leak, Florida (13 rushing, 88 passing).....	2003-06
7.	93 - Johnny Manziel, Texas A&M (30 rushing, 63 passing).....	2012-13
8.	90 - Jared Lorenzen, Kentucky (12 rushing, 78 passing).....	2000-03
9.	86 - Eli Manning, Ole Miss (5 rushing, 81 passing).....	2000-03
10.	84 - Andre Woodson, Kentucky (5 rushing, 79 passing).....	2004-07

Highest Active Players

1.	76 - Joshua Dobbs, Tennessee.....	2013-16
2.	65 - Chad Kelly, Ole Miss.....	2015-16
3.	41 - Leonard Fournette, LSU.....	2014-16
4.	30 - Nick Fitzgerald, Mississippi State.....	2014-16
5.	27 - Nick Chubb, Georgia.....	2014-16
	27 - Brandon Harris, LSU.....	2014-16
	27 - Drew Lock, Missouri.....	2015-16
7.	26 - Jeremy Johnson, Auburn.....	2013-16
8.	26 - Josh Reynolds, Texas A&M.....	2014-16
9.	23 - Trevor Knight, Texas A&M.....	2016

Rushing Yards Gained

1.	5,259 - Herschel Walker, Georgia (33 games).....	1980-82
2.	4,590 - Darren McFadden, Arkansas (38 games).....	2005-07
3.	4,557 - Kevin Faulk, LSU (41 games).....	1995-98
4.	4,303 - Bo Jackson, Auburn (38 games).....	1982-85
5.	4,163 - Errict Rhett, Florida (48 games).....	1990-93
6.	4,050 - Dalton Hilliard, LSU (44 games).....	1982-85
7.	4,035 - Charles Alexander, LSU (44 games).....	1975-78
8.	3,994 - Anthony Dixon, Mississippi State (47 games).....	2006-09
9.	3,928 - Emmitt Smith, Florida (31 games).....	1987-89
10.	3,835 - Sonny Collins, Kentucky (41 games).....	1972-75

Highest Active Players

1.	3,790 - Leonard Fournette, LSU.....	2014-16
2.	2,999 - Ralph Webb, Vanderbilt.....	2014-16
3.	2,966 - Nick Chubb, Georgia.....	2014-16
4.	2,204 - Sony Michel, Georgia.....	2014-16
5.	1,799 - Joshua Dobbs, Tennessee.....	2013-16
6.	1,595 - Jojo Kemp, Kentucky.....	2013-16
7.	1,317 - Derrius Guice, LSU.....	2015-16
8.	1,258 - Rawleigh Williams, Arkansas.....	2015-16

9.	1,194 - Ish Witter, Missouri.....	2014-16
10.	1,139 - Alvin Kamara, Tennessee.....	2015-16

All-Purpose Yards

1.	6,833 - Kevin Faulk, LSU.....	1995-98
2.	5,881 - Darren McFadden, Arkansas.....	2005-07
3.	5,856 - Derek Abney, Kentucky.....	2000-03
4.	5,749 - Herschel Walker, Georgia.....	1980-82
5.	5,743 - Domanick Davis, LSU.....	1999-2002
6.	5,596 - James Brooks, Auburn.....	1977-80
7.	5,393 - Errict Rhett, Florida.....	1990-93
8.	5,343 - Rafael Little, Kentucky.....	2004-07
9.	5,330 - Dennis Johnson, Arkansas.....	2008-12
10.	5,326 - Dalton Hilliard, LSU.....	1982-85

Highest Active Players

1.	4,941 - Leonard Fournette, LSU.....	2014-16
2.	3,398 - Ralph Webb, Vanderbilt.....	2014-16
3.	3,248 - Nick Chubb, Georgia.....	2014-16
4.	2,990 - Darrius Sims, Vanderbilt.....	2013-16
5.	2,812 - Christian Kirk, Texas A&M.....	2015-16
6.	2,683 - Sony Michel, Georgia.....	2014-16
7.	2,672 - Fred Ross, Mississippi State.....	2013-16
8.	2,490 - Josh Reynolds, Texas A&M.....	2014-16
9.	2,409 - Brandon Holloway, Mississippi State.....	2014-16
10.	2,229 - Speedy Noil, Texas A&M.....	2014-16

Pass Completions

1.	921 - Aaron Murray, Georgia (1,478 atts., 13,166 yards).....	2010-13
2.	895 - Chris Leak, Florida (1,458 atts., 11,213 yards).....	2003-06
3.	863 - Peyton Manning, Tennessee (1,402 atts., 11,201 yards).....	1994-97
4.	862 - Jared Lorenzen, Kentucky (1,514 atts., 10,354 yards).....	2000-03
5.	849 - David Greene, Georgia (1,440 atts., 11,528 yards).....	2001-04
6.	838 - Eric Zeier, Georgia (1,402 atts., 11,153 yards).....	1991-94
7.	829 - Eli Manning, Ole Miss (1,363 atts., 10,119 yards).....	2000-03
8.	795 - Tim Couch, Kentucky (1,184 atts., 8,435 yards).....	1996-98
9.	791 - Andre' Woodson, Kentucky (1,278 atts., 9,360 yards).....	2004-07
10.	775 - Casey Clausen, Tennessee (1,270 atts., 9,707 yards).....	2000-03

Highest Active Players

1.	545 - Joshua Dobbs, Tennessee.....	2013-16
2.	503 - Chad Kelly, Ole Miss.....	2015-16
3.	329 - Drew Lock, Missouri.....	2015-16
4.	212 - Sean White, Auburn.....	2014-16
5.	201 - Perry Orth, South Carolina.....	2013-16
6.	194 - Austin Allen, Arkansas.....	2014-16
7.	191 - Kyle Shurmer, Vanderbilt.....	2015-16
8.	187 - Brandon Harris, LSU.....	2014-16
9.	177 - Greyson Lambert, Georgia.....	2015-16
10.	167 - Jalen Hurts, Alabama.....	2016

Passing Yards

1.	13,166 - Aaron Murray, Georgia (921 of 1,478).....	2010-13
2.	11,528 - David Greene, Georgia (849 of 1,440).....	2001-04
3.	11,213 - Chris Leak, Florida (895 of 1,458).....	2003-06
4.	11,201 - Peyton Manning, Tennessee (863 of 1,381).....	1994-97
5.	11,153 - Eric Zeier, Georgia (838 of 1,402).....	1991-94
6.	10,875 - Danny Wuerffel, Florida (708 of 1,170).....	1993-96
7.	10,354 - Jared Lorenzen, Kentucky (862 of 1,514).....	2000-03
8.	10,119 - Eli Manning, Ole Miss (829 of 1,363).....	2000-03
9.	9,707 - Casey Clausen, Tennessee (774 of 1,269).....	2000-03
10.	9,534 - Bo Wallace, Ole Miss (747 of 1,186).....	2012-15

SEC CAREER STATISTICAL LEADERS

Highest Active Players

1.	6,800 - Chad Kelly, Ole Miss	2015-16
2.	6,284 - Joshua Dobbs, Tennessee	2013-16
3.	4,143 - Drew Lock, Missouri	2015-16
4.	2,810 - Sean White, Auburn	2014-16
5.	2,756 - Brandon Harris, LSU	2014-16
6.	2,689 - Austin Allen, Arkansas	2014-16
7.	2,595 - Perry Orth, South Carolina	2013-16
8.	2,085 - Nick Fitzgerald, Mississippi State	2014-16
9.	2,065 - Kyle Shurmur, Vanderbilt	2015-16
10.	2,057 - Greyson Lambert, Georgia	2015-16

Consecutive Attempts Without An Interception

1.	325 - Andre Woodson, Kentucky	2006-07
2.	291 - AJ McCarron, Alabama	2011-12
3.	288 - Dak Prescott, Mississippi State	2014-15
4.	214 - David Greene, Georgia	2004
5.	203 - Tim Tebow, Florida	2008
6.	200 - Stewart Patridge, Ole Miss	1997
7.	190 - Brodie Croyle, Alabama	2005
8.	184 - Tyler Wilson, Arkansas	2011
9.	177 - Connor Shaw, South Carolina	2012-13
10.	176 - Eric Zeier, Georgia	1993-94
	176 - David Greene, Georgia	2002-03

Touchdown Passes

1.	121 - Aaron Murray, Georgia	2010-13
2.	114 - Danny Wuerffel, Florida	1993-96
3.	89 - Peyton Manning, Tennessee	1994-97
4.	88 - Chris Leak, Florida	2003-06
	88 - Tim Tebow, Florida	2006-09
6.	81 - Eli Manning, Ole Miss	2000-03
7.	79 - Andre' Woodson, Kentucky	2004-07
8.	78 - Jared Lorenzen, Kentucky	2000-03
9.	77 - Rex Grossman, Florida	2000-02
	77 - A.J. McCarron, Alabama	2010-13

Highest Active Players

1.	50 - Chad Kelly, Ole Miss	2015-16
2.	47 - Joshua Dobbs, Tennessee	2013-16
3.	25 - Drew Lock, Missouri	2015-16
4.	21 - Austin Allen, Arkansas	2014-16
5.	20 - Brandon Harris, LSU	2014-16
6.	19 - Jeremy Johnson, Auburn	2013-16
	19 - Nick Fitzgerald, Mississippi State	2014-16
8.	16 - Jalen Hurts, Alabama	2016
9.	13 - Trevor Knight, Texas A&M	2016
10.	12 - Perry Orth, South Carolina	2013-16

Receptions

1.	262 - Jordan Matthews, Vanderbilt (3,759 yards)	2010-13
2.	236 - Earl Bennett, Vanderbilt (2,852 yards)	2005-07
3.	228 - Amari Cooper, Alabama (3,463 yards)	2012-15
4.	208 - Craig Yeast, Kentucky (2,899 yards)	1995-98
5.	207 - Kenny McKinley, South Carolina (2,781 yards)	2005-09
6.	204 - Terrence Edwards, Georgia (3,093 yards)	1999-2002
7.	202 - Laquon Treadwell, Ole Miss (2,393 yards)	2013-15
8.	200 - Keith Edwards, Vanderbilt (1,757 yards)	80,82-84
9.	198 - Chris Collins, Ole Miss (2,621 yards)	2000-03
10.	197 - Derek Abney, Kentucky (2,339 yards)	2000-03

Highest Active Player

1.	184 - Fred Ross, Mississippi State	2013-16
2.	156 - Evan Engram, Ole Miss	2013-16
3.	144 - Christian Kirk, Texas A&M	2015-16
4.	142 - Josh Reynolds, Texas A&M	2014-16
5.	139 - Calvin Ridley, Alabama	2015-16
6.	122 - Drew Morgan, Arkansas	2013-16
7.	117 - Keon Hatcher, Arkansas	2012-16
8.	114 - ArDarius Stewart, Alabama	2014-16
9.	111 - Ricky Seals-Jones, Texas A&M	2013-16
10.	104 - Ryan Timmons, Kentucky	2013-16

Reception Yardage

1.	3,759 - Jordan Matthews, Vanderbilt (262 catches)	2010-13
2.	3,463 - Amari Cooper, Alabama (228 catches)	2012-15
3.	3,093 - Terrence Edwards, Georgia (204 catches)	1999-2002
4.	3,042 - Alshon Jeffery, South Carolina (183 catches)	2009-11
5.	3,001 - Josh Reed, LSU (167 catches)	1999-2001
6.	2,964 - Boo Mitchell, Vanderbilt (188 catches)	1985-88
7.	2,934 - Jarius Wright, Arkansas (168 catches)	2008-11
8.	2,923 - DJ Hall, Alabama (194 catches)	2004-07
9.	2,899 - Craig Yeast, Kentucky (208 catches)	1995-98
10.	2,884 - Fred Gibson, Georgia (161 catches)	2001-04

Highest Active Players

1.	2,490 - Josh Reynolds, Texas A&M	2014-16
2.	2,275 - Fred Ross, Mississippi State	2013-16
3.	2,218 - Evan Engram, Ole Miss	2013-16
4.	1,716 - Travin Dural, LSU	2013-16
5.	1,668 - Christian Kirk, Texas A&M	2015-16
6.	1,591 - Calvin Ridley, Alabama	2015-16
7.	1,590 - Keon Hatcher, Arkansas	2012-16
8.	1,543 - Drew Morgan, Arkansas	2013-16
9.	1,532 - ArDarius Stewart, Alabama	2014-16
10.	1,483 - O.J. Howard, Alabama	2013-16

Touchdown Receptions

1.	31 - Chris Doering, Florida (40 games)	1992-95
	31 - Amari Cooper, Alabama (40 games)	2012-15
3.	30 - Terrence Edwards, Georgia (45 games)	1999-2002
4.	29 - Ike Hilliard, Florida (32 games)	1994-96
	29 - Terry Beasley, Auburn (30 games)	1969-71
	29 - Jack Jackson, Florida (38 games)	1992-94
7.	28 - Craig Yeast, Kentucky (43 games)	1995-98
8.	27 - Jabar Gaffney, Florida (23 games)	2000-2001
	27 - Marcus Monk, Arkansas (40 games)	2004-07
10.	26 - Reidel Anthony, Florida (33 games)	1994-96
	26 - Dwayne Bowe, LSU (42 games)	2003-06

Highest Active Players

1.	26 - Josh Reynolds, Texas A&M	2014-16
2.	19 - Fred Ross, Mississippi State	2013-16
3.	16 - Keon Hatcher, Arkansas	2012-16
4.	14 - Drew Morgan, Arkansas	2013-16
	14 - Christian Kirk, Texas A&M	2015-16
	14 - Evan Engram, Ole Miss	2013-16
7.	13 - Calvin Ridley, Alabama	2015-16
	13 - Travin Dural, LSU	2013-16
	13 - Malachi Dupre, LSU	2014-16
10.	11 - ArDarius Stewart, Alabama	2014-16
	11 - Jeremy Sprinkle, Arkansas	2013-16
	11 - Josh Malone, Tennessee	2014-16
	11 - J'Mon Moore, Missouri	2013-16
	11 - Quincy Adebayo, Ole Miss	2013-16

SEC CAREER STATISTICAL LEADERS

Rushing Touchdowns

1.	55 - Tim Tebow, Florida	2006-09
2.	49 - Herschel Walker, Georgia	1980-82
3.	46 - Kevin Faulk, LSU	1995-98
4.	45 - Carnell Williams, Auburn	2001-04
5.	44 - Dalton Hilliard, LSU	1982-85
6.	43 - Bo Jackson, Auburn	1982-85
7.	42 - Anthony Dixon, Mississippi State	2006-09
	42 - Derrick Henry, Alabama	2013-15
	42 - Mark Ingram, Alabama	2008-10
9.	41 - Shaun Alexander, Alabama	1996-99
	41 - Darren McFadden, Arkansas	2005-07
	41 - Dak Prescott, Mississippi State	2012-15

Highest Active Players

1.	40 - Leonard Fournette, LSU	2014-16
2.	27 - Joshua Dobbs, Tennessee	2013-16
3.	24 - Nick Chubb, Georgia	2014-16
4.	17 - Jojo Kemp, Kentucky	2013-16
5.	16 - Ralph Webb, Vanderbilt	2014-16
	16 - Sony Michel, Georgia	2014-16
7.	15 - Chad Kelly, Ole Miss	2015-16
8.	13 - Kerryon Johnson, Auburn	2015-16
9.	12 - Alvin Kamara, Tennessee	2015-16
	12 - Derrius Guice, LSU	2015-16
10.	11 - Jalen Hurts, Alabama	2016
	11 - Nick Fitzgerald, Mississippi State	2014-16

Points Scored

1.	412 - Blair Walsh, Georgia (184 PATs, 76 FGs, 53 games)	2008-11
2.	409 - Billy Bennett, Georgia (148 PAT, 87 FGs, 50 games)	2000-03
3.	407 - Marshall Morgan, Georgia (215 PATs, 64 FGs, 51 games)	2012-15
4.	385 - Leigh Tiffin, Alabama (136 PATs, 83 FGs, 46 games)	2006-09
5.	371 - Jeff Hall, Tennessee (188 PAT, 61 FGs, 46 games)	1995-98
6.	369 - Colt David, LSU (201 PATs, 54 FGs, 1 TD, 52 games)	2005-09
7.	368 - Jeff Chandler, Florida (67 FGs, 167 PATs, 46 games)	1997-2001
8.	363 - Wes Byrum, Auburn (183 PATs, 60 FGs, 51 games)	2007-10
9.	355 - Andrew Baggett, Missouri (157 PATs, 66 FGs, 52 games)	2012-15
10.	354 - Zach Hocker, Arkansas (61 FGs, 171 PATs, 50 games)	2010-13

Highest Active Players

1.	337 - Elliott Fry, South Carolina	2013-16
2.	322 - Daniel Carlson, Auburn	2014-16
3.	315 - Adam Griffith, Alabama	2013-16
4.	287 - Aaron Medley, Tennessee	2014-16
5.	252 - Leonard Fournette, LSU	2014-16
	252 - Gary Wunderlich, Ole Miss	2014-16
7.	210 - Colby Delahoussaye, LSU	2013-14,2016
8.	176 - Joshua Dobbs, Tennessee	2013-16
9.	166 - Westin Graves, Mississippi State	2014-16
10.	162 - Nick Chubb, Georgia	2014-16

Most Touchdowns Scored

1.	57 - Tim Tebow, Florida (55 games)	2006-09
2.	53 - Kevin Faulk, LSU (41 games)	1995-98
3.	52 - Herschel Walker, Georgia (33 games)	1980-82
4.	50 - Dalton Hilliard, LSU (44 games)	1982-85
5.	50 - Shaun Alexander, Alabama (41 games)	1996-99
6.	46 - Carnell Williams, Auburn (42 games)	2001-04
	46 - Anthony Dixon, Mississippi State (47 games)	2006-09
	46 - Mark Ingram, Alabama (39 games)	2008-10
9.	45 - Bo Jackson, Auburn (38 games)	1982-85

Highest Active Players

1.	42 - Leonard Fournette, LSU	2014-16
2.	29 - Joshua Dobbs, Tennessee	2013-16
3.	27 - Nick Chubb, Georgia	2014-16
4.	26 - Josh Reynolds, Texas A&M	2014-16
5.	21 - Fred Ross, Mississippi State	2013-16
6.	19 - Christian Kirk, Texas A&M	2015-16
	19 - Alvin Kamara, Tennessee	2015-16
	19 - Sony Michel, Georgia	2014-16
9.	18 - Ralph Webb, Vanderbilt	2014-16
10.	17 - Keon Hatcher, Arkansas	2012-16
	17 - Jojo Kemp, Kentucky	2013-16

Field Goals Made

1.	87 - Billy Bennett, Georgia (110 atts.)	2000-03
2.	83 - Leigh Tiffin, Alabama (109 atts.)	2006-09
3.	78 - Philip Doyle, Alabama (105 atts.)	1987-90
4.	77 - Kevin Butler, Georgia (98 atts.)	1981-84
5.	76 - Blair Walsh, Georgia (103 atts.)	2008-11
6.	71 - Fuad Reveiz, Tennessee (95 atts.)	1981-84
7.	70 - Caleb Sturgis, Florida (87 atts.)	2008-12
8.	67 - Jeff Chandler, Florida (80 atts.)	1997-2001
9.	66 - Andrew Baggett, Missouri (90 atts.)	2012-15
10.	65 - Michael Proctor, Alabama (91 atts.)	1992-95

Highest Active Players

1.	62 - Elliott Fry, South Carolina	2013-16
2.	61 - Daniel Carlson, Auburn	2014-16
3.	50 - Adam Griffith, Alabama	2013-16
4.	49 - Aaron Medley, Tennessee	2014-16
5.	44 - Gary Wunderlich, Ole Miss	2014-16
6.	32 - Tommy Openshaw, Vanderbilt	2014-16
7.	30 - Colby Delahoussaye, LSU	2013-14,2016
8.	25 - Westin Graves, Mississippi State	2014-16
9.	13 - Daniel LaCamera, Texas A&M	2015-16
	13 - A. MacGinnis, Kentucky	2016
	13 - Eddy Pineiro, Florida	2016
	13 - Adam McFain, Arkansas	2014-16
	13 - Cole Hedlund, Arkansas	2015-16

Total Points Scored by Kicking

1.	412 - Blair Walsh, Georgia (184 PATs, 76 FGs, 53 games)	2008-11
2.	409 - Billy Bennett, Georgia (87 FGs, 148 PATs)	2000-03
3.	407 - Marshall Morgan, Georgia (215 PATs, 64 FGs, 51 games)	2012-15
4.	385 - Leigh Tiffin, Alabama (136 PATs, 83 FGs, 46 games)	2006-09
5.	371 - Jeff Hall, Tennessee (61 FGs, 188 PATs)	1995-98
6.	368 - Jeff Chandler, Florida (67 FGs, 167 PATs)	1997-2001
7.	363 - Colt David, LSU (201 PATs, 54 FGs, 52 games)	2005-09
	363 - Wes Byrum, Auburn (183 PATs, 60 FGs, 51 games)	2007-10
9.	355 - Andrew Baggett, Missouri (157 PATs, 66 FGs, 52 games)	2012-15
10.	354 - Zach Hocker, Arkansas (61 FGs, 171 PATs, 50 games)	2010-13

Highest Active Players

1.	337 - Elliott Fry, South Carolina	2013-16
2.	316 - Daniel Carlson, Auburn	2014-16
3.	315 - Adam Griffith, Alabama	2013-16
4.	287 - Aaron Medley, Tennessee	2014-16
5.	252 - Gary Wunderlich, Ole Miss	2014-16
6.	210 - Colby Delahoussaye, LSU	2013-14,2016
7.	166 - Westin Graves, Mississippi State	2014-16
8.	154 - Tommy Openshaw, Vanderbilt	2014-16
9.	119 - Cole Hedlund, Arkansas	2015-16
10.	88 - Daniel LaCamera, Texas A&M	2015-16

SEC CAREER STATISTICAL LEADERS

PAT Kicks Made

1.	215 - Marshall Morgan, Georgia (220 atts.).....	2012-15
2.	201 - Colt David, LSU (204 atts.).....	2005-08
3.	188 - Jeff Hall, Tennessee (194 atts.).....	1995-98
4.	184 - Blair Walsh, Georgia (186 atts.).....	2008-11
5.	183 - Wes Byrum, Auburn (186 atts.).....	2007-10
6.	172 - Jeremy Shelley, Alabama (175 atts.).....	2009-12
7.	171- Zach Hocker, Arkansas (173 atts.).....	2010-13
8.	167 - Jeff Chandler, Florida (180 atts.).....	1997-2001
9.	162 - John Vaughn, Auburn (163 atts.).....	2003-06
10.	161 - John Becksvoort, Tennessee (161 atts.).....	1991-94

Highest Active Players

1.	165 - Adam Griffith, Alabama	2013-16
2.	151 - Elliott Fry, South Carolina	2013-16
3.	140 - Aaron Medley, Tennessee	2014-16
4.	133 - Daniel Carlson, Auburn	2014-16
5.	120 - Gary Wunderlich, Ole Miss	2014-16
	120 - Colby Delahoussaye, LSU	2013-14,2016
7.	91 - Westin Graves, Mississippi State	2014-16
8.	80 - Cole Hedlund, Arkansas	2015-16
9.	58 - Tommy Openshaw, Vanderbilt	2014-16
10.	49 - Daniel LaCamera, Texas A&M	2015-16

Punt Return Yards

1.	1,752 - Javier Arenas, Alabama (125 returns).....	2006-09
2.	1,695 - Lee Nalley, Vanderbilt (109 returns)	1947-49
3.	1,371 - Brandon James, Florida (117 returns).....	2006-09
4.	1,332 - Tony James, Mississippi State (121 returns).....	1989-92
5.	1,253 - Damien Gary, Georgia (114 returns).....	2000-03
6.	1,170 - Thomas Bailey, Auburn (125 returns)	1991-94
7.	1,163 - Bobby Majors, Tennessee (117 returns).....	1969-71
8.	1,142 - Junie Hovious, Ole Miss (84 returns).....	1938-41
9.	1,126 - Domanick Davis, LSU (94 returns)	1999-2002
10.	1,119 - Harry Gilmer, Alabama (83 returns).....	1944-47
	1,119 - Greg Richardson, Alabama (125 returns).....	1983-86

Highest Active Players

1.	643 - Tre'Davious White, LSU	2013-16
2.	639 - Cameron Sutton, Tennessee	2013-16
3.	618 - Isaiah McKenzie, Georgia	2014-16
4.	610 - Christian Kirk, Texas A&M	2015-16
	610 - Antonio Callaway, Florida	2015-16
6.	310 - Fred Ross, Mississippi State	2013-16
7.	284 - Alvin Kamara, Tennessee	2015-16
8.	283 - Marcus Davis, Auburn	2013-16
9.	253 - Eddie Jackson, Alabama	2013-16
10.	233 - Jared Cornelius, Arkansas	2014-16

Kickoff Return Yards

1.	2,784 - Dennis Johnson, Arkansas (119 returns).....	2008-12
2.	2,718 - Brandon James, Florida (112 returns).....	2006-09
3.	2,663 - Brandon Boykin, Georgia (110 returns).....	2008-11
4.	2,498 - Derek Pegues, Mississippi State (112 returns)	2005-08
5.	2,476 - Chris Culliver, South Carolina (106 returns)	2007-10
6.	2,315 - Derek Abney, Kentucky (95 returns)	2000-03
7.	2,309 - Darius Sims, Vanderbilt	2013-16
8.	2,263 - Mark Johnson, Vanderbilt (107 returns)	1986-88, 90
9.	2,168 - Domanick Davis, LSU (95 returns)	1999-2002
10.	2,116 - Javier Arenas, Alabama (88 returns).....	2006-09

Highest Active Players

1.	2351 - Darius Sims, Vanderbilt	2013-16
2.	1677 - Evan Berry, Tennessee	2014-16
3.	990 - Speedy Noil, Texas A&M	2014-16
4.	982 - Brandon Holloway, Mississippi State	2014-16
5.	876 - Reggie Davis, Georgia	2013-16
6.	636 - Brandon Powell, Florida	2014-16
7.	625 - Leonard Fournette, LSU	2014-16

8.	614 - Derrius Guice, LSU	2015-16
9.	607 - Kerryon Johnson, Auburn	2015-16
10.	590 - Carlos Davis, Ole Miss	2012-13, 2015-16

Rushing Yards by Quarterbacks

1.	2,947 - Tim Tebow, Florida	2006-09
2.	2,535 - Matt Jones, Arkansas.....	2001-04
3.	2,521 - Dak Prescott, Mississippi State.....	2012-15
4.	2,280 - John Bond, Mississippi State	1980-83
5.	2,169 - Johnny Manziel, Texas A&M	2012-13
6.	1,884 - Phil Gargis, Auburn.....	1973-76
7.	1,868 - Don Smith, Mississippi State	1983-86
8.	1,866 - Nick Marshall, Auburn	2013-15
9.	1,799 - Andy Johnson, Georgia.....	1971-73
10.	1,764 - Derrick Ramsey, Kentucky.....	1975-77

Highest Active Players

1.	1,799 - Joshua Dobbs, Tennessee	2013-16
2.	981 - Nick Fitzgerald, Mississippi State	2014-16
3.	832 - Chad Kelly, Ole Miss	2015-16
4.	735 - Jalen Hurts, Alabama	2016
5.	583 - Trevor Knight, Texas A&M	2016
6.	370 - Brandon Harris, LSU	2014-16
7.	395 - John Franklin III, Auburn	2016
8.	274 - Damian Williams, Mississippi State	2013-14,2016
9.	184 - Drew Lock, Missouri.....	2015-16
10.	183 - Sean White, Auburn	2014-16

Yards Punted

1.	12,171 - Jim Arnold, Vanderbilt (277 punts).....	1979-82
2.	11,562 - Blake McAdams, Mississippi State (293 punts-SEC Record)	2005-08
3.	11,549 - Jim Miller, Ole Miss (266 punts)	1976-79
4.	11,336 - Bill Marinangel, Vanderbilt (272 punts).....	1993-96
5.	11,260 - Bill Smith, Ole Miss (254 punts)	1983-86
6.	10,937 - Brett Upson, Vanderbilt (271 punts).....	2006-09
7.	10,693 - Landon Foster, Kentucky (256 punts)	2012-15
8.	10,216 - Dustin Colquitt, Tennessee (240 punts)	2001-04
9.	10,179 - Lewis Colbert, Auburn (244 punts).....	1982-85
10.	10,177 - Matt Wait, Arkansas (251 punts)	1994-97

Highest Active Players

1.	7,476 - JK Scott, Alabama	2014-16
2.	7,109 - Johnny Townsend, Florida	2013,2015-16
3.	6,083 - Corey Fatony, Missouri	2015-16
4.	5,339 - Trevor Daniel, Tennessee	2015-16
5.	5,204 - Will Gleeson, Ole Miss	2014-16
6.	5,136 - Sean Kelly, South Carolina	2015-16
7.	3,900 - Toby Baker, Arkansas	2014-16
8.	3,860 - Logan Cooke, Mississippi State	2014-16
9.	3,674 - Kevin Phillips, Auburn	2015-16
10.	3,234 - Tommy Openshaw, Vanderbilt	2014-16

Interceptions

1.	20 - Bobby Wilson, Ole Miss (379 yards).....	1946-49
	20 - Chris Williams, LSU (91 yards)	1977-80
3.	19 - Glenn Cannon, Ole Miss (180 yards).....	1967-69
	19 - Antonio Langham, Alabama (229 yards).....	1990-93
5.	18 - Buddy McClinton, Auburn (251 yards).....	1967-69
	18 - Tim Priest, Tennessee (305 yards).....	1968-70
7.	16 - Johnthan Banks, Mississippi State (318 yards)	2009-12
	16 - Bacarri Rambo, Georgia (293 yards)	2009-12
	16 - Harry Gilmer, Alabama (234 yards)	1944-47
	16 - Jake Scott, Georgia (315 yards).....	1967-68
	16 - Mike Jones, Tennessee (305 yards)	1967-69
	16 - Harry Harrison, Ole Miss (242 yards)	1971-73
	16 - Jeremiah Castille, Alabama (186 yards)	1979-82
	16 - John Mangum, Alabama (95 yards).....	1986-89
	16 - Walter Harris, Mississippi State (162 yards).....	1992-95
	16 - Senquez Golson, Ole Miss (232 yards)	2011-15

SEC CAREER STATISTICAL LEADERS

Highest Active Players

1.	11 - Dominick Sanders, Georgia	2014-16
2.	9 - Eddie Jackson, Alabama	2013-16
	9 - Jalen Tabor, Florida	2014-16
	9 - Aarion Penton, Missouri	2013-16
5.	8 - T.J. Holloman, South Carolina	2013-16
	8 - Todd Kelly Jr., Tennessee	2014-16
7.	7 - J.D. Harmon, Kentucky	2012, 2014-16
	7 - Quincy Mauger, Georgia	2013-16
9.	6 - Fitzpatrick, Minkah, Alabama	2015-16
	6 - Quincy Wilson, Florida	2014-16
	6 - Donovan Wilson, Texas A&M	2014-16
	6 - Tre'Davious White, LSU	2013-16
	6 - Armani Watts, Texas A&M	2014-16
	6 - Cameron Sutton, Tennessee	2013-16

Tackles

1.	547 - Andy Spiva, Tennessee	1973-76
2.	528 - Freddie Smith, Auburn	1976-79
	528 - Jeff Herrod, Ole Miss	1984-87
4.	521 - Jim Kovach, Kentucky	1974-76, 1978
5.	482 - Chris Chenault, Kentucky	1985-88
6.	475 - David Little, Florida	1977-80
	475 - Jeff Kremer, Kentucky	1984-87
8.	472 - Kem Coleman, Ole Miss	1974-77
9.	470 - Marty Moore, Kentucky	1990-93
10.	467 - Scot Brantley, Florida	1976-79
	467 - Ben Zambiasi, Georgia	1974-77
	467 - Ray Costict, Mississippi State	1973-76

Highest Active Players

1.	279 - Richie Brown, Mississippi State	2013-16
2.	276 - Brooks Ellis, Arkansas	2013-16
3.	274 - Zach Cunningham, Vanderbilt	2013-16
4.	270 - Johnathan Ford, Auburn	2013-16
5.	266 - Michael Scherer, Missouri	2013-16
6.	262 - Kendell Beckwith, LSU	2013-16
7.	243 - Shaan Washington, Texas A&M	2013-16
8.	241 - Armani Watts, Texas A&M	2014-16
9.	240 - Jalen Reeves-Maybin, Tennessee	2013-16
10.	210 - Marcus Maye, Florida	2013-16

Sacks

1.	52.0 - Derrick Thomas, Alabama	1985-88
2.	49.0 - Billy Jackson, Mississippi State	1980-83
3.	37.0 - Ben Williams, Ole Miss	1972-75
4.	36.0 - David Pollack, Georgia	2001-04
5.	33.0 - Alex Brown, Florida	1998-01
6.	32.0 - Reggie White, Tennessee	1980-83
7.	30.0 - Derek Barnett, Tennessee	2014-16
8.	29.0 - Richard Tardits, Georgia	1985-88
	29.0 - Eric Norwood, South Carolina	2006-09
10.	28.0 - Jimmy Payne, Georgia	1978-82
	28.0 - Leonard Little, Tennessee	1995-97
	28.0 - Jarvis Jones, Georgia	2011-12
	28.0 - Myles Garrett, Texas A&M	2014-16

Highest Active Players

1.	30.0 - Derek Barnett, Tennessee	2014-16
2.	28.0 - Myles Garrett, Texas A&M	2014-16
3.	24.5 - Jonathan Allen, Alabama	2013-16
4.	23.5 - Marquis Haynes, Ole Miss	2014-16
5.	20.0 - Tim Williams, Alabama	2013-16
6.	17.0 - Charles Harris, Missouri	2014-16
	17.0 - Ryan Anderson, Alabama	2013-16
8.	15.0 - Daeshon Hall, Texas A&M	2013-16
9.	14.0 - Arden Key, LSU	2015-16

14.0 - Carl Lawson, Auburn	2013, 2015-16
14.0 - Darius English, South Carolina	2012-16

Passes Defended

1.	49 - Corey Webster, LSU	2001-04
2.	47 - John Mangum, Alabama	1985-88
3.	44 - Chevis Jackson, LSU	2004-07
4.	43 - Trevard Lindley, Kentucky	2006-09
5.	42 - Anthone Lott, Florida	1993-96
6.	40 - LaRon Landry, LSU	2003-06
	40 - Carlos Rogers, Auburn	2001-04
8.	39 - Larry Kennedy, Florida	1991-94
9.	38 - Vernon Hargreaves, Florida	2013-15
	38 - Aarion Penton (28 brup, 8 int), Missouri	2013-16

Highest Active Players

1.	38 - Aarion Penton (29 brup, 9 int), Missouri	2013-16
2.	35 - Cameron Sutton (29 brup, 6 int), Tennessee	2013-16
3.	32 - Jared Collins (30 brup, 2 int), Arkansas	2013-16
	32 - Tre'Davious White (26 brup, 6 int), LSU	2013-16
	32 - Jalen Tabor (23 brup, 9 int), Florida	2014-16
6.	28 - Dominick Sanders (17 brup, 11 int), Georgia	2014-16
7.	27 - Torren McGaster (24 brup, 3 int), Vanderbilt	2013-16
8.	23 - Emmanuel Moseley (22 brup, 1 int), Tennessee	2014-16
	23 - Joshua Holsey (19 brup, 4 int), Auburn	2012-16
	23 - Fitzpatrick, Minkah (17 brup, 6 int), Alabama	2015-16
11.	22 - Oren Burks (18 brup, 4 int), Vanderbilt	2014-16
	22 - Marcus Maye (17 brup, 5 int), Florida	2013-16

Total Kick Return Yardage (Punt + Kickoff)

1.	4,089 - Brandon James, Florida (117-1371 PR / 112-2718 KOR)	2006-09
2.	3,868 - Javier Arenas, Alabama (125-1752 PR / 88-2116 KOR)	2006-09
3.	3,357 - Derek Abney, Kentucky (88-1,042 PR / 95-2,315 KOR)	2000-03
4.	3,294 - Domanick Davis, LSU (94-1126 PR / 95-2168 KOR)	1999-2002
5.	3,290 - Derek Pegues, Miss. State (112-2498 KOR / 78-792 PR)	2005-08
6.	3,194 - Tony James, Miss. State (121-1,332 PR / 78-1,862 KOR)	1989-92
7.	2,821 - Brandon Boykin, Georgia (9-158 PR / 110-2,663 KOR)	2008-11
8.	2,837 - Marcus Murphy, Missouri (75-801 PR / 87-2,036 KOR)	2010-15
9.	2,784 - Dennis Johnson, Arkansas (119-2,784 KOR)	2008-12
10.	2,690 - Thomas Bailey, Auburn (125-1,170 PR / 74-1,520 KOR)	1991-94
	2,384 - Darrius Sims, Vanderbilt (8-33 PR / 93-2,351 KOR)	2013-

Punt Return Touchdowns

1.	7 - Javier Arenas, Alabama	2006-09
2.	6 - Derek Abney, Kentucky	2000-03
3.	5 - Lee Nalley, Vanderbilt	1947-49
	5 - Joe Adams, Arkansas	2008-11
	5 - Christian Kirk, Texas A&M	2015-16

Highest Active Players

1.	5 - Christian Kirk, Texas A&M	2015-16
2.	4 - Isaiah McKenzie, Georgia	2014-16
3.	3 - Cameron Sutton, Tennessee	2013-16
	3 - Tre'Davious White, LSU	2013-16
	2 - Antonio Callaway, Florida	2015-16
	2 - Eddie Jackson, Alabama	2013-16

SEC CAREER STATISTICAL LEADERS

Total Kick/Punt Return Touchdowns

1.	8 - Derek Abney, Kentucky (6 PR, 2 KOR)	2000-03
2.	7 - Javier Arenas, Alabama (7 PR)	2006-09
	7 - Marcus Murphy (4 PR 3 KOR)	2012-15
4.	6 - Lee Nalley, Vanderbilt (5 PR, 1 KOR)	1947-49
5.	5 - Pinky Rohm, LSU (3 PR, 2 KOR)	1937
	5 - Brandon James, Florida (4 PR, 1 KOR)	2006-09
	5 - Willie Gault, Tennessee (1 PR, 4 KOR)	1979-82
	5 - Tom McWilliams, Mississippi State (4 PR, 1 KOR)	1944-48
	5 - Brandon Boykin, Georgia (4 KOR / Tied for SEC Career Record / 1 PR)	2008-11
	5 - Joe Adams, Arkansas (5 PR)	2008-11
	5 - Marcus Murphy, Missouri (3 PR, 2 KOR)	2012-
	5 - Isaiah McKenzie, Georgia (4 PR, 1 KOR)	2014-
	5 - Christian Kirk, Texas A&M (5 PR)	2015-

Highest Active Players

5 - Isaiah McKenzie, Georgia (4 PR, 1 KOR)	2014-
5 - Christian Kirk, Texas A&M (5 PR)	2015-

Career Field Goal Percentage (Min. 25 made)

1.	87.8 - Bobby Raymond, Florida (43 of 49)	1982-84
2.	87.2 - Bryson Rose, Ole Miss (25 of 29)	2010-12
3.	83.9 - Josh Jasper, LSU (47 of 56)	2007-10
4.	83.8 - Jeff Chandler, Florida (67 of 80)	1997-2001
5.	82.9 - Berj Yepremian, Florida (29 of 35)	1976-78
6.	82.1 - Judd Davis, Florida (32 of 39)	1992-94
7.	81.3 - David Browndyke, LSU (61 of 75)	1986-89
8.	80.3 - Brandon Coutu, Georgia (53 of 66)	2004-07
9.	80.0 - Jeremy Shelley, Alabama (44 of 55)	2009-12
10.	79.5 - Caleb Sturgis, Florida (70 of 88)	2008-12

Highest Active Player (Min. 1 FG attempt)

1.	84.6 - Rodrigo Blankenship (11-13), Georgia	2016
2.	83.6 - Daniel Carlson (61-73), Auburn	2014-16
3.	83.3 - Charles Folger (5-6), Tennessee	2012, 2014-16
4.	83.0 - Gary Wunderlich (44-53), Ole Miss	2014-16
5.	81.2 - A. MacGinnis (13-16), Kentucky	2016
	81.2 - Adam McFain (13-16), Arkansas	2014-16
7.	78.9 - Colby Delahoussaye (30-38), LSU	2013-14, 2016
8.	76.5 - Eddy Pineiro (13-17), Florida	2016
9.	73.8 - Elliott Fry (62-84), South Carolina	2013-16
10.	72.1 - Aaron Medley (49-68), Tennessee	2014-16

Tackles for Loss

1.	74.0 - Derrick Thomas, Alabama	1985-88
2.	59.0 - Kindal Moorehead, Alabama	1998-2002
3.	58.0 - Wilber Marshall, Florida	1980-83
	58.0 - David Pollack, Georgia	2001-04
5.	55.0 - Alonzo Johnson, Florida	1981-85
	55.0 - Anthony McFarland, LSU	1995-98
7.	54.5 - Eric Norwood, South Carolina	2006-09
8.	53.0 - Leonard Little, Tennessee	1995-97
9.	51.5 - Derrick Harvey, Florida	2005-07
10.	51.0 - Reggie White, Tennessee	1980-83

Highest Active Players

1.	49.0 - Derek Barnett, Tennessee	2014-16
2.	43.0 - Myles Garrett, Texas A&M	2014-16
3.	38.5 - Zach Cunningham, Vanderbilt	2013-16
4.	36.0 - Jonathan Allen, Alabama	2013-16
5.	35.5 - Marquis Haynes, Ole Miss	2014-16
	35.5 - Ryan Anderson, Alabama	2013-16
7.	35.0 - A.J. Jefferson, Mississippi State	2013-16
8.	34.0 - Daeshon Hall, Texas A&M	2013-16
9.	33.5 - Charles Harris, Missouri	2014-16
10.	29.0 - Issac Gross, Ole Miss	2012-16

SEC PLAYERS ON PRESEASON ALL-AMERICA TEAMS

Phil Steele1st-Team

RB - Leonard Fournette, LSU
 WR - Calvin Ridley, Alabama
 TE - O.J. Howard, Alabama
 OT - Cam Robinson, Alabama
 DE - Myles Garrett, Texas A&M
 DE - Jonathan Allen, Alabama
 LB - Tim Williams, Alabama
 LB - Jarrad Davis, Florida
 CB - Jalen Tabor, Florida
 SS - Jamal Adams, LSU
 FS - Marcus Maye, Florida
 P - JK Scott, Alabama
 KR - Evan Berry, Tennessee
 LS - Cole Mazza, Alabama

2nd-Team

QB - Chad Kelly, Ole Miss
 WR - Christian Kirk, Texas A&M
 WR - Malachi Dupre, LSU
 DE - Carl Lawson, Auburn
 DE - Derek Barnett, Tennessee
 LB - Reuben Foster, Alabama
 LB - Kendall Beckwith, LSU
 CB - Tra'Davious White, LSU
 SS - Eddie Jackson, Alabama
 P - Johnny Townsend, Florida

3rd-Team

RB - Nick Chubb, Georgia
 WR - Travin Dural, LSU
 C - Ethan Pocic, LSU
 OG - Braden Smith, Auburn
 OG - Greg Pyke, Georgia
 OT - Avery Gennesy, Texas A&M
 DE - Charles Harris, Missouri
 DT - Montravius Adams, Auburn
 DT - Davon Godchaux, LSU
 LB - Jaylon Reeves-Maybin, Tennessee
 CB - Cameron Sutton, Tennessee
 CB - Marlon Humphrey, Alabama
 K - Daniel Carlson, Auburn
 PR - Cameron Sutton, Tennessee

4th-Team

RB - Jalen Hurd, Tennessee
 RB - Damien Harris, Alabama
 TE - Evan Engram, Ole Miss
 OG - Martez Ivey, Florida
 OT - Dan Skipper, Arkansas
 DT - Da'Shawn Hand, Alabama
 DE - Marquis Hayes, Ole Miss
 LB - Zach Cunningham, Vanderbilt
 SS - Johnathan Ford, Auburn
 K - Eddie Pineiro, Florida

Athlon1st-Team

RB - Leonard Fournette, LSU
 WR - Calvin Ridley, Alabama
 OT - Cam Robinson, Alabama
 DE - Jonathan Allen, Alabama
 DE - Derek Barnett, Tennessee
 DE - Myles Garrett, Texas A&M
 SS - Jamal Adams, LSU
 K - Daniel Carlson, Auburn
 P - JK Scott, Alabama
 KR - Evan Berry, Tennessee
 PR - Cameron Sutton, Tennessee

2nd-Team

WR - Christian Kirk, Texas A&M
 C - Ethan Pocic, LSU
 DL - Charles Harris, Missouri
 DL - Arden Key, LSU
 LB - Zach Cunningham, Vanderbilt
 LB - Reuben Foster, Alabama
 CB - Jalen Tabor, Florida
 S - Eddie Jackson, Alabama

3rd-Team

TE - Evan Engram, Ole Miss
 OL - Dan Skipper, Arkansas
 LB - Jalen Reeves-Maybin, Tennessee
 CB - Tra'Davious White, LSU
 S - Marcus Maye, Florida
 PR - Antonio Callaway, Florida

4th-Team

RB - Jalen Hurd, Tennessee
 AP - Nick Chubb, Georgia
 TE - O.J. Howard, Alabama
 DL - Jarrad Davis, Florida
 LB - Kendall Beckwith, LSU
 LB - Tim Williams, Alabama
 S - Tony Conner, Ole Miss

Sporting News1st-Team

RB - Leonard Fournette, LSU
 WR - Calvin Ridley, Alabama
 OT - Cam Robinson, Alabama
 OG - Ethan Pocic, LSU
 DE - Jonathan Allen, Alabama
 DE - Myles Garrett, Texas A&M
 CB - Jalen Tabor, Florida
 CB - Cameron Sutton, Tennessee
 S - Jamal Adams, LSU

2nd-Team

TE - O.J. Howard, Alabama
 OG - Greg Pyke, Georgia
 DE - Carl Lawson, Auburn
 DE - Derek Barnett, Tennessee
 DT - Dalvin Tomlinson, Alabama
 LB - Reuben Foster, Alabama
 LB - Kendall Beckwith, LSU
 CB - Tra'Davious White, LSU
 S - Eddie Jackson, Alabama

CBSsports.com1st-Team

RB - Leonard Fournette, LSU
 WR - Calvin Ridley, Alabama
 OT - Cam Robinson, Alabama
 DE - Myles Garrett, Texas A&M
 DE - Jonathan Allen, Alabama
 DL - Jarrad Davis, Florida
 LB - Kendall Beckwith, LSU
 CB - Jalen Tabor, Florida
 S - Jamal Adams, LSU
 P - JK Scott, Alabama
 KR - Evan Berry, Tennessee
 PR - Cameron Sutton, Tennessee

2nd-Team

WR - Christian Kirk, Texas A&M
 TE - O.J. Howard, Alabama
 DE - Derek Barnett, Tennessee
 LB - Reuben Foster, Alabama
 CB - Tra'Davious White, LSU
 K - Daniel Carlson, Auburn

SEC PLAYERS ON AWARD WATCH LISTS

PRESEASON

<u>Name</u>	<u>School</u>	<u>Award</u>			
Jamal Adams	LSU	Nagurski, Bednarik, Thorpe, Lott	Damien Harris	Alabama	Lott
Montravius Adams	Auburn	Lombardi, Outland, Nagurski	Marquis Haynes	Ole Miss	Walker
Otaru Alaka	Texas A&M	Lombardi	Brandon Holloway	Mississippi State	Lombardi, Nagurski, Bednarik, Hendricks
Jonathan Allen	Alabama	Lombardi, Nagurski, Bednarik, Lott, Hendricks	T.J. Holloman	South Carolina	Walker, Hornung, Wuerffel
Ryan Anderson	Alabama	Lombardi, Butkus	O.J. Howard	Alabama	Butkus
Toby Baker	Arkansas	Guy	Marlon Humphrey	Alabama	Lombardi, Mackey, Maxwell, Wuerffel
Derek Barnett	Tennessee	Lombardi, Nagurski, Bednarik, Lott, Hendricks	Jalen Hurd	Tennessee	Nagurski
Kendell Beckwith	LSU	Lombardi, Nagurski, Bednarik, Butkus	Martez Ivey	Florida	Lombardi, Maxwell, Walker
Evan Berry	Tennessee	Lott	Eddie Jackson	Alabama	Lombardi, Outland
Jeb Blazevich	Georgia	Mackey, Wuerffel	A.J. Jefferson	Mississippi State	Nagurski, Thorpe, Lott
Caleb Brantley	Florida	Lombardi	Colin Jeter	LSU	Hendricks
Richie Brown	Mississippi State	Nagurski, Butkus	D.J. Jones	Ole Miss	Wuerffel
Oren Burks	Vanderbilt	Wuerffel	Alvin Kamara	Tennessee	Lombardi
Antonio Callaway	Florida	Hornung	Chad Kelly	Ole Miss	Walker
Daniel Carlson	Auburn	Wuerffel, Groza	Arden Key	LSU	Lombardi, Manning, Maxwell, Camp, O'Brien
Lorenzo Carter	Georgia	Lombardi, Nagurski, Butkus	Christian Kirk	Texas A&M	Lombardi
Nick Chubb	Georgia	Lombardi, Maxwell, Walker, Camp	Trevor Knight	Texas A&M	Maxwell, Camp, Biletnikoff, Hornung
Jamaal Clayburn	Mississippi State	Rimington	Alan Knott	South Carolina	Maxwell, Wuerffel
Tony Conner	Ole Miss	Nagurski, Bednarik	Alex Kozan	Auburn	Rimington
CJ Conrad	Kentucky	Mackey	Brandon Kublanow	Georgia	Outland
Robert Conyers	Ole Miss	Rimington	Carl Lawson	Auburn	Rimington
Jared Cornelius	Arkansas	Hornung	Marcus Maye	Florida	Lombardi, Nagurski, Bednarik, Hendricks
Bryan Cox	Florida	Hendricks	Isaiah McKenzie	Georgia	Nagurski, Bednarik, Thorpe
Zach Cunningham	Vanderbilt	Lombardi, Nagurski, Bednarik, Butkus	Jaylen Reeves-Maybin	Tennessee	Hornung
Trevor Daniel	Tennessee	Guy	Sony Michel	Georgia	Lombardi, Nagurski, Bednarik, Butkus
Jarrad Davis	Florida	Lombardi, Nagurski, Bednarik, Butkus, Wuerffel	Drew Morgan	Arkansas	Walker
Gehrig Dieter	Alabama	Biletnikoff	Lewis Neal	LSU	Biletnikoff
Atlantic Dillon DeBoer	Florida	Rimington	Daron Payne	Alabama	Lombardi, Nagurski, Hendricks
Josh Dobbs	Tennessee	Lombardi, Manning, Maxwell, Camp, O'Brien, Wuerffel	Ethan Pocic	LSU	Lombardi
Trent Dominigue	LSU	Groza	Greg Pyke	Georgia	Lombardi, Outland, Rimington
Malachi Dupre	LSU	Biletnikoff	Frank Ragnow	Arkansas	Lombardi, Outland
Brooks Ellis	Arkansas	Butkus, Wuerffel	Josh Reynolds	Texas A&M	Rimington
Evan Engram	Ole Miss	Lombardi, Mackey, Wuerffel	Calvin Ridley	Alabama	Biletnikoff
Johnathan Ford	Auburn	Bednarik, Hornung	Cam Robinson	Alabama	Maxwell, Biletnikoff
Reuben Foster	Alabama	Lombardi, Nagurski, Bednarik, Butkus	Fred Ross	Mississippi State	Lombardi, Outland
Leonard Fournette	LSU	Lombardi, Maxwell, Walker, Camp	Dominick Sanders	Georgia	Biletnikoff
Elliott Fry	South Carolina	Groza	Bo Scarbrough	Alabama	Bednarik
Myles Garrett	Texas A&M	Lombardi, Nagurski, Bednarik, Camp, Lott, Hendricks	JK Scott	Alabama	Walker
Avery Gennesy	Texas A&M	Lombardi, Outland	Michael Scherer	Missouri	Wuerffel, Guy
Will Gleeson	Ole Miss	Guy	Dan Skipper	Arkansas	Butkus
Davon Godchaux	LSU	Lombardi, Outland, Nagurski	Braden Smith	Auburn	Lombardi, Outland
DeAndre Goolsby	Florida	Mackey	Jeremy Sprinkle	Arkansas	Mackey
Adam Griffith	Alabama	Groza	Cameron Sutton	Tennessee	Nagurski, Bednarik, Thorpe, Hornung
Daeshon Hall	Texas A&M	Lombardi, Nagurski, Bednarik, Hendricks	Jalen Tabor	Florida	Nagurski, Bednarik
Da'Shawn Hand	Alabama	Lombardi, Hendricks	Coleman Thomas	Tennessee	Rimington
Charles Harris	Missouri	Lombardi, Nagurski, Bednarik,	Dalvin Tomlinson	Alabama	Lombardi
			Jon Toth	Kentucky	Outland, Rimington
			Johnny Townsend	Florida	Guy
			Kody Walker	Arkansas	Walker
			Armani Watts	Texas A&M	Bednarik

Ralph Webb	Vanderbilt	Walker
David Williams	South Carolina	Walker
Rawleigh Williams	Arkansas	Walker
Stanley Williams	Kentucky	Walker
Tim Williams	Alabama	Lombardi, Nagurski, Bednarik, Butkus, Lott
Tre Williams	Auburn	Lombardi
Deatrich Wise, Jr.	Arkansas	Lombardi, Nagurski, Bednarik, Hendricks
Tre'Davious White	LSU	Nagurski, Bednarik, Thorpe
Dylan Wiseman	Tennessee	Outland
Ethan Wolf	Tennessee	Mackey

TOTAL – 06 / 224 total mentions

LIST INCLUDES 20 AWARDS: Bednarik (Defensive Player), Maxwell (Player), Mackey (Tight End), Rimington (Center), Groza (Kicker), Guy (Punter), Nagurski (Defensive Player), Outland (Interior Lineman), Thorpe (Defensive Back), Butkus (Linebacker), Lombardi (Lineman/ Linebacker), Biletnikoff (Wide Receiver), O'Brien (Quarterback), Walker (Running Back), Camp (Player), Manning (Quarterback), Lott (Defensive Impact Player), Hendricks (Defensive End), Hornung (Multi-Purpose Player), Wuerffel (Community Service).

Campbell Trophy Semifinalists (Sept. 28)

Brooks Ellis, Arkansas
 Alex Kozan, Auburn
 Johnny Townsend, Florida
 Jon Toth, Kentucky
 Nathan Noble, Ole Miss
 Richie Brown, Mississippi State
 Sean Culkin, Missouri
 Perry Orth, South Carolina
 Dylan Wiesman, Tennessee

Mackey Award Midseason Watch List (Oct. 11)

CJ Conrad, Kentucky
 Evan Ingram, Ole Miss
 DeAndre Golsby, Florida
 O.J. Howard, Alabama
 Hayden Hurst, South Carolina
 Jeremy Sprinkle, Arkansas

Senior CLASS Award (Oct. 13)

Richie Brown, Mississippi State
 Evan Ingram, Ole Miss
 O.J. Howard, Alabama
 Chad Kelly, Ole Miss
 Tre'Davious White, LSU
 Finalists (Nov. 3)
 Evan Ingram, Ole Miss
 O.J. Howard, Alabama
 Chad Kelly, Ole Miss
 Tre'Davious White, LSU

Johnny Unitas Golden Arm Award (Oct. 13)

Joshua Dobbs, Tennessee
 Chad Kelly, Ole Miss
 Trevor Knight, Texas A&M

Thorpe Award Semifinalists (Oct. 24)

Justin Evans, Texas A&M
 Minkah Fitzpatrick, Alabama
 Tre'Davious White, LSU

Butkus Award Semifinalists (Oct. 31)

Ryan Anderson, Alabama
 Kendall Beckwith, LSU
 Zach Cunningham, Vanderbilt
 Jarrad Davis, Florida
 Reuben Foster, Alabama

Bednarik Award Semifinalists (Oct. 31)

Jonathan Allen, Alabama
 Derek Barnett, Tennessee
 Zach Cunningham, Vanderbilt
 Jarrad Davis, Florida
 Reuben Foster, Alabama
 Myles Garrett, Texas A&M
 Arden Key, LSU
 Carl Lawson, Auburn
 Tre'Davious White, LSU

Maxwell Award Semifinalists (Oct. 31)

Jonathan Allen, Alabama
 Leonard Fournette, LSU
 Jalen Hurts, Alabama
 Trevor Knight, Texas A&M

Lou Groza Award Semifinalists (Nov. 3)

Daniel Carlson, Auburn
 Gary Wunderlich, Ole Miss

Wuerffel Trophy Semifinalists (Nov. 3)

Jeb Blazeovich, Georgia
 Brooks Ellis, Arkansas
 Trevor Knight, Texas A&M

Davey O'Brien Semifinalists (Nov. 10)

Jalen Hurts, Alabama
 Chad Kelly, Ole Miss

Ray Guy Award Semifinalists (Nov. 11)

Johnny Townsend, Florida

John Mackey Award Semifinalists (Nov. 14)

Evan Ingram, Ole Miss
 O.J. Howard, Alabama

PRE-SEASON ALL-SEC TEAMS

Media Days (Chosen by media)

(*ties)

OFFENSE

First-Team

QB Chad Kelly, Ole Miss (321)
 RB Leonard Fournette, LSU (329)
 RB Nick Chubb, Georgia (308)
 WR Calvin Ridley, Alabama (318)
 WR Christian Kirk, Texas A&M (223)
 TE O.J. Howard, Alabama (294)
 OL Cam Robinson, Alabama (315)
 OL Dan Skipper, Arkansas (228)
 OL Greg Pyke, Georgia (171)
 OL Alex Kozan, Auburn (165)
 C Ethan Pocic, LSU (188)

Second-Team

QB Joshua Dobbs, Tennessee (313)
 RB Jalen Hurd, Tennessee (278)
 RB Ralph Webb, Vanderbilt (151)
 WR Malachi Dupre, LSU (167)
 WR Fred Ross, Mississippi State (139)
 TE Evan Ingram, Ole Miss (214)
 OL Martez Ivey, Florida (152)
 OL William Clapp, LSU (143)
 OL David Sharpe, Florida (138)
 OL Alphonse Taylor, Alabama (137)
 C Brandon Kublanow, Georgia (121)

Third-Team

QB Brandon Harris, LSU (25)
 RB Stanley "Boom" Williams, Kentucky (60)
 RB Jovon Robinson, Auburn (55)
 WR Ricky Seals-Jones, Texas A&M (78)
 WR Drew Morgan, Arkansas (49)
 TE Jeremy Sprinkle, Arkansas (65)
 OL Avery Gennesy, Texas A&M (120)
 OL Jashon Robertson, Tennessee (119)
 OL Braden Smith, Auburn (118)
 OL Javon Patterson, Ole Miss (113)
 C Ross Pierschbacher, Alabama (101)

DEFENSE

First-Team

DL Jonathan Allen, Alabama (301)
 DL Myles Garrett, Texas A&M (286)
 DL Carl Lawson, Auburn (253)
 DL Derek Barnett, Tennessee (171)
 LB Reuben Foster, Alabama (265)
 LB Kendell Beckwith, LSU (231)
 LB Jalen Reeves-Maybin, Tennessee (223)
 DB Eddie Jackson, Alabama (293)
 DB Jalen Tabor, Florida (249)
 DB Tre'Davious White, LSU (221)
 DB Cameron Sutton, Tennessee (213)

Second-Team

DL Montravius Adams, Auburn (167)
 DL Bryan Cox, Florida (105)
 DL Davon Godchaux, LSU (105)
 DL Charles Harris, Missouri (103)
 LB Tim Williams, Alabama (196)
 LB Zach Cunningham, Vanderbilt (178)
 LB Jarrad Davis, Florida (160)
 DB Jamal Adams, LSU (193)
 DB Minkah Fitzpatrick, Alabama (188)
 DB Tony Conner, Ole Miss (146)
 DB Dominick Sanders, Georgia (145)

Third-Team

DL Marquis Haynes, Ole Miss (102)
 DL Deatrich Wise, Arkansas (95)
 DL Cece Jefferson, Florida (85)
 LB A.J. Jefferson, Mississippi State (84)
 LB Lorenzo Carter, Georgia (92)
 LB Richie Brown, Mississippi State (84)
 LB Arden Key, LSU (76)
 DB Marcus Maye, Florida (139)
 DB Marlon Humphrey, Alabama (120)
 DB Johnathan Ford, Auburn (105)
 DB Armani Watts, Texas A&M (74)

SPECIALISTS

First-Team

P JK Scott, Alabama (252)
 PK Daniel Carlson, Auburn (198)
 RS Christian Kirk, Texas A&M (214)
 AP Christian Kirk, Texas A&M (240)

Second-Team

P Johnny Townsend, Florida (124)
 PK Adam Griffith, Alabama (174)
 RS Evan Berry, Tennessee (163)
 AP Alvin Kamara, Tennessee (152)

Third-Team

P Trevor Daniel, Tennessee (97)
 PK Elliott Fry, South Carolina (91)
 RS Isaiah McKenzie, Georgia (100)
 AP Isaiah McKenzie, Georgia (112)

PREDICTED ORDER OF FINISH

WESTERN DIVISION (1st Place votes)

School	Points
Alabama (246)	2220
LSU (76)	1984
Ole Miss (5)	1479
Texas A&M (3)	1130
Arkansas (1)	1047
Auburn	890
Mississippi State	518

EASTERN DIVISION (1st Place votes)

School	Points
Tennessee (225)	2167
Florida (57)	1891
Georgia (45)	1860
Kentucky	933
Vanderbilt (2)	810
Missouri	807
South Carolina (2)	800

SEC CHAMPION

School	Points
Alabama	223
LSU	59
Tennessee	29
Georgia	7
Florida	5
Ole Miss	4
Texas A&M	1
South Carolina	1
Vanderbilt	1
Arkansas	1

Coaches'

First Team Preseason All-SEC

OFFENSE

TE O.J. Howard, Alabama
 OL Cam Robinson, Alabama
 Dan Skipper, Arkansas
 Greg Pyke, Georgia
 Alex Kozan, Auburn
 C Ethan Pocic, LSU
 WR Calvin Ridley, Alabama
 Christian Kirk, Texas A&M
 QB Chad Kelly, Ole Miss
 RB Leonard Fournette, LSU
 Nick Chubb, Georgia
 AP Christian Kirk, Texas A&M

DEFENSE

DL Myles Garrett, Texas A&M
 Jonathan Allen, Alabama
 Derek Barnett, Tennessee
 Carl Lawson, Auburn
 LB Reuben Foster, Alabama
 Kendell Beckwith, LSU
 Jalen Reeves-Maybin, Tennessee*
 Jarrad Davis, Florida*
 DB Eddie Jackson, Alabama
 Jalen Tabor, Florida
 Cameron Sutton, Tennessee
 Tre'Davious White, LSU

SPECIAL TEAMS

PK Daniel Carlson, Auburn
 P JK Scott, Alabama
 RS Christian Kirk, Tennessee*
 Evan Berry, Tennessee*

Second Team Preseason All-SEC

OFFENSE

TE Evan Ingram, Ole Miss
 OL William Clapp, LSU
 Avery Gennesy, Texas A&M
 Martez Ivey, Florida
 Alphonse Taylor, Alabama*
 Braden Smith, Auburn*
 C Brandon Kublanow, Georgia
 WR Fred Ross, Mississippi State
 Malachi Dupre, LSU
 QB Joshua Dobbs, Tennessee
 RB Jalen Hurd, Tennessee
 Ralph Webb, Vanderbilt
 AP Isaiah McKenzie, Georgia

DEFENSE

DL Montravius Adams, Auburn
 Charles Harris, Missouri
 Bryan Cox, Florida
 Davon Godchaux, LSU
 LB Tim Williams, Alabama
 Zach Cunningham, Vanderbilt
 Brooks Ellis, Arkansas*
 Arden Key, LSU*
 DB Jamal Adams, LSU
 Dominick Sanders, Georgia
 Minkah Fitzpatrick, Alabama
 Tony Conner, Ole Miss

SPECIAL TEAMS

PK Adam Griffith, Alabama*
 Elliott Fry, South Carolina*
 P Johnny Townsend, Florida
 RS Isaiah McKenzie, Georgia

Third Team Preseason All-SEC

OFFENSE

TE Jeremy Sprinkle, Arkansas
 OL David Sharpe, Florida
 Mason Zandi, South Carolina
 Jashon Robertson, Tennessee
 Frank Ragnow, Arkansas
 C Ross Pierschbacher, Alabama*
 Frank Ragnow, Arkansas*
 Jon Toth, Kentucky*
 WR Travin Dural, LSU
 Drew Morgan, Arkansas
 QB Brandon Harris, LSU
 RB Stanley "Boom" Williams, Kentucky
 Brandon Holloway, Mississippi State
 AP Derrius Guice, LSU

DEFENSE

DL Marquis Haynes, Ole Miss
 Lewis Neal, LSU
 Deatrich Wise, Arkansas*
 Daeshon Hall, Texas A&M*
 LB Richie Brown, Mississippi State
 Oren Burks, Vanderbilt
 Lorenzo Carter, Georgia
 DB Marcus Maye, Florida
 Marlon Humphrey, Alabama
 Johnathan Ford, Auburn
 Quincy Wilson, Florida

SPECIAL TEAMS

PK Gary Wunderlich, Ole Miss
 P Trevor Daniel, Tennessee
 RS Marcus Davis, Auburn*
 Cameron Sutton, Tennessee*
 Brandon Holloway, Mississippi State*

* - Ties

SEC CHAMPIONSHIP GAME

SEC DIVISIONAL TIE-BREAKER

In the event of a tie for the division championship, the following procedures will be used to break all ties to determine the SEC Football Championship Game representative. All Conference versus Conference Games (both division and non-division) will be counted in the Conference Standings.

1. **Two-Team Tie.** In the event two teams are tied for a division title, the following procedure will be used in the following order:

- A. Head-to-head competition between the two tied teams;
- B. Records of the tied teams within the division;
- C. Head-to-head competition against the team within the division with the best overall (divisional and non-divisional) Conference record, and proceeding through the division (multiple ties within the division will be broken from first to last and a tie for first place will be broken before a tie for fourth place);
- D. Overall record against non-divisional teams;
- E. Combined record against all common non-divisional teams;
- F. Record against the common non-divisional team with the best overall Conference record (divisional or non-divisional) and proceeding through other common non-divisional teams based on their order of finish within their division;
- G. Best cumulative Conference winning percentage of non-divisional opponents; and

Example: Tied Teams Non-Divisional Opponents Cumulative Record

Western 1 Eastern Opponents: 14-2
 Western 2 Eastern Opponents: 12-4
 (Western 1 would be the representative)

H. Coin flip of the tied teams.

2. **Three-Team Tie (or more).** If three teams (or more) are tied for a division title, the following procedure will be used in the following order: (Note: If one of the procedures results in one team being eliminated and two remaining, the two-team tiebreaker procedure as stated in No. 1 above will be used):

- A. Combined head-to-head record among the tied teams;
- B. Record of the tied teams within the division;
- C. Head-to-head competition against the team within the division with the best overall Conference record (divisional and non-divisional) and proceeding through the division (multiple ties within the division will be broken from first to last and a tie for first place will be broken before a tie for fourth place);
- D. Overall Conference record against non-divisional teams;
- E. Combined record against all common non-divisional teams;
- F. Record against the common non-divisional team with the best overall Conference record (divisional and non-divisional) and proceeding through other common non-divisional teams based on their order of finish within their division; and
- G. Best cumulative Conference winning percentage of non-divisional opponents (Note: If two teams' non-divisional opponents have the same cumulative record, then the two-team tiebreaker procedures apply. If four teams are tied, and three teams' non-divisional opponents have the same cumulative record, the three-team tiebreaker procedures will be used beginning with 2.A.);

Example: Tied Teams Non-Divisional Opponents Cumulative Record

Western 1 Eastern Opponents: 14-2
 Western 2 Eastern Opponents: 12-4
 Western 3 Eastern Opponents: 8-8
 (Western 1 would be the representative)

H. Coin flip of the tied teams with the team with the odd result being the representative (Example: If there are two teams with tails and one team with heads, the team with heads is the representative).

2016 SEC CHAMPIONSHIP GAME

The Southeastern Conference's Eastern and Western Division winners will meet in Atlanta's Georgia Dome to battle for the league championship and the right to represent the conference in the College Football Playoff. The 25th-annual title game is set for December 3 and will be televised nationally by CBS Sports.

The game was born as a result of 1992 conference expansion, which saw Arkansas and South Carolina become the first members added in SEC history. Under NCAA regulations, a conference with 12 members may play an additional football game to determine its champion, provided the regular season is played in divisions.

The participants of the game are determined each year during the eight-game regular-season conference schedule as the teams with the best overall SEC winning percentage in each division.

CBS Sports' national coverage of the 2015 SEC Championship game, which saw Alabama defeat Florida, 29-15, was the highest-rated college football game of the year.

The SEC Championship game averaged an overnight household rating/share in the metered markets of 8.3/17, up 8%, from last year's 7.7/16 for Alabama-Missouri. The 2009 SEC Championship Game earned an 11.8 rating and a 24 share, marking the highest-rated SEC Championship Game in history. The game matched the No. 1 Florida Gators (12-0) vs. the No. 2 Alabama Crimson Tide (12-0).

The SEC Championship Game has drawn 22 capacity crowds in its 24-year history. Only 1993 (Birmingham) and 1995 (Atlanta) were not sellouts.

The SEC, along with AMB Sports & Entertainment (AMBSE) and the Georgia World Congress Center Authority (GWCCA), recently announced an agreement to host the SEC Championship Game at Mercedes-Benz Stadium in Atlanta through 2026. The new agreement allows the SEC the option of adding up to two successive five-year extensions.

The Georgia Dome has hosted the SEC Championship Game for 22 years beginning in 1994, with capacity crowds in the last 20 consecutive years. By the end of the new agreement, including options, the Championship will have been played in Atlanta a total of 43 years. Mercedes-Benz Stadium is set to open in 2017, with 2016 set to be the final SEC Championship Game held in the Georgia Dome.

Year	Score	Attendance
1992	Alabama 28, Florida 21	83,091
1993	Florida 28, Alabama 13	76,345
1994	Florida 24, Alabama 23	74,751
1995	Florida 34, Arkansas 3	71,325
1996	Florida 45, Alabama 30	74,132
1997	Tennessee 30, Auburn 29	74,896
1998	Tennessee 24, Miss. State 14	74,795
1999	Alabama 34, Florida 7	71,500
2000	Florida 28, Auburn 6	73,427
2001	LSU 31, Tennessee 20	74,843
2002	Georgia 30, Arkansas 3	74,835
2003	LSU 34, Georgia 13	74,913
2004	Auburn 38, Tennessee 28	74,892
2005	Georgia 34, LSU 14	73,717
2006	Florida 38, Arkansas 28	73,374
2007	LSU 21, Tennessee 14	73,832
2008	Florida 31, Alabama 20	75,892
2009	Alabama 32, Florida 13	75,514
2010	Auburn 56, South Carolina 17	75,802
2011	LSU 42, Georgia 10	74,515
2012	Alabama 32, Georgia 28	75,624
2013	Auburn 59, Missouri 42	75,632
2014	Alabama 42, Missouri 13	73,526
2015	Alabama 29, Florida 15	75,320

Here's a chart of team history in the SEC Championship Game:

Team	Appearances	W-L	Pct.
Florida	11	7-4	.636
Alabama	10	6-4	.600
Auburn	5	3-2	.600
Georgia	5	2-3	.400
LSU	5	4-1	.800
Tennessee	5	2-3	.400
Arkansas	3	0-3	.000
Missouri	2	0-2	.000
Mississippi State	1	0-1	.000
South Carolina	1	0-1	.000

SEC CHAMPIONSHIP GAME

SEC CHAMPIONSHIP GAME RACE RECAPS

1992 - Both races decided before final weekend. Florida and Georgia (6-2 in the SEC) were co-champions in the Eastern Division. The Gators won the tie-breaker by virtue of a 26-24 win over the Bulldogs earlier in the season. Alabama (8-0) was the outright Western Division champion, even with a game against Auburn in the final weekend, which the Tide won, 17-0.

1993 - Both races decided before final weekend. Florida won the Eastern Division and Alabama won the Western Division. The Gators finished 1/2 game ahead of Tennessee (UT tied Alabama, 17-17). Alabama, at 5-2-1, finished two games ahead second-place Arkansas. Auburn was 8-0 in the SEC, but was ineligible for the conference title.

1994 - Both races decided before final weekend. Florida won the Eastern Division, finishing SEC play at 7-1, two games ahead of Tennessee. Alabama won the Western Division with an 8-0 SEC mark, three games ahead of Miss. State.

1995 - Both races decided before final weekend. Florida won the Eastern Division, finishing SEC play at 8-0, one game ahead of Tennessee. Arkansas won the Western Division with a 6-2 SEC mark, one game ahead of Auburn and Alabama.

1996 - Both races decided before final weekend. Florida won the Eastern Division, finishing SEC play at 8-0, one game ahead of Tennessee. Alabama won the Western Division with a 6-2 SEC mark, tying LSU. However, the Tide defeated the Tigers, 26-0, earlier in the year to win the tie-breaker.

1997 - Eastern Division race not finalized until after the final weekend. Tennessee defeated Vanderbilt, 17-10, to win the division on the final weekend. Tennessee, at 7-1 in the SEC, finished one game ahead of Georgia and Florida. Auburn had won the Western Division with a 6-2 SEC mark, tying LSU. However, Auburn defeated LSU, 31-28, earlier in the year to win the tie-breaker.

1998 - Western Division race not finalized until after the final weekend. Miss. State defeated Ole Miss, 28-6, on Thanksgiving night, to win division on final weekend. Arkansas and Miss. State finished in tie for the division title. However, Miss. State defeated Arkansas, 22-21, earlier that season to win the tie-breaker. Arkansas defeated LSU 41-14 on the final weekend, but when State defeated Ole Miss, the chase for the Championship Game had been won. Tennessee had clinched the Eastern Division before the final weekend and defeated Vanderbilt, 41-0, to finished the SEC at 8-0.

1999 - Both races decided before final weekend. Florida won the Eastern Division, finishing SEC play at 7-1, one game ahead of Tennessee. Alabama won the Western Division with a 7-1 SEC mark, one game ahead of Miss. State.

2000 - Both races decided before final weekend. Florida won the Eastern Division, finishing SEC play at 7-1, two games ahead of South Carolina, Georgia and Tennessee. Auburn won the Western Division with a 6-2 SEC mark, one game ahead of LSU. LSU lost to Arkansas in the final weekend, 14-3. Even if the Tigers would have beaten the Razorbacks, Auburn would have won the tie-breaker over LSU due to a 34-17 win earlier in the season.

2001 - Both races go down to the final weekend. Due to game postponements on Sept. 15, games were reschedule for Dec. 1. On that weekend, Tennessee defeated Florida, 34-32, in Gainesville, and LSU defeated Auburn, 27-14, in Baton Rouge, to clinch berths in the SEC Championship Game. The Vols won the East with a 7-1 mark while LSU had a 5-3 mark and tied with Auburn for the West, but won the head-to-head tiebreaker.

2002 - Western division race not finalized until after the final weekend. Georgia clinched the Eastern Division championship on Nov. 16 after defeating Auburn, 24-21, in Auburn. The 7-1 Bulldogs finish one game ahead of Florida, which was 6-2. Arkansas wins the Western Division on the season's final weekend, defeating LSU, 21-20, in Little Rock on Nov. 29. The Razorbacks, LSU Tigers and Auburn Tigers are tied at 5-3 but Arkansas wins the head-to-head tiebreakers.

2003 - Both races decided on final weekend. Tennessee defeats Kentucky, 20-7, to force a three-way tie for Eastern Division championship between Vols, Georgia and Florida. Using tie-breaker involving the BCS standings, Georgia has the highest BCS ranking and has defeated Tennessee (next highest ranking) during regular season to secure SEC Championship Game berth. LSU defeats Arkansas, 55-24, and Ole Miss beats Mississippi State, 31-0, to force a tie for the Western Division championship. LSU's 17-14 win over Ole Miss the week before earns the Tigers the Western Division berth.

2004 - Auburn clinches berth in the SEC Championship Game on Oct. 30, tying the earliest since the game began in 1992 (Alabama, 1993). The Tigers (8-0) finish two games ahead in the standings of second-place LSU (6-2). Tennessee clinches berth as Eastern Division representative with 38-33 win against Vanderbilt on Nov. 20. The Vols (7-1) would win their next game on the following weekend against Kentucky to claim the division title outright. Georgia was second in the Western Division with a 6-2 mark.

2005 - Georgia (6-2) clinched Eastern Division Championship with a 45-13 win over Kentucky on Nov. 19. The Bulldogs finish one full game ahead of South Carolina and Florida in the standings. LSU clinched Western Division title with a 19-17 win over Arkansas on Nov. 25. The Tigers finished tied for the Western Division title (7-1), but defeated Auburn, 20-17, on Oct. 22, to win the tie-breaker.

2006 - Florida (7-1) clinched Eastern Division Championship and berth in the SEC Championship Game on Nov. 4, by defeating Vanderbilt, 25-19. Arkansas clinched the Western Division title and SEC Championship Game berth with a 28-14 win over Mississippi State on Nov. 18.

2007 - LSU (6-2) clinched Western Division berth in the SEC Championship Game on Week 11 after Alabama and Auburn both lose. Tennessee (6-2) gets Eastern Division berth with 52-50 four-overtime victory over Kentucky in Week 13. The Vols win the tie-breaker with Georgia (6-2), defeating the Bulldogs 35-14 in Week 6.

2008 - Alabama (8-0) clinched Western Division berth in SEC Championship Game on Week 11 (Nov. 1) after defeating LSU, 27-21. Florida (7-1) clinched Eastern Division berth in SEC Championship Game on Week 12 (Nov. 8) after defeating Vanderbilt, 42-14.

2009 - Florida (8-0) clinched Eastern Division berth in SEC Championship Game on Week 9 (Oct. 31) after defeating Georgia, 41-17. Alabama (8-0) clinched Western Division berth in SEC Championship Game on Week 11 (Nov. 14) after defeating Mississippi State, 31-3.

2010 - Both spots in the SEC Championship Game were clinched on Week 11 (Nov. 13). Auburn (8-0) clinched Western Division berth with a 49-31 win against Georgia. South Carolina (5-3) clinched Eastern Division berth with a 36-14 win against Florida.

2011 - Georgia (7-1) clinched a berth in the SEC Championship Game in Week 12 (Nov. 19) with a 19-10 win over Kentucky while LSU (8-0) clinched its berth in Week 13 (last weekend of the regular season) with a 41-17 win over Arkansas

2012 - Georgia (7-1) clinched a berth in the SEC Championship Game in Week 11 (Nov. 10) with a 38-0 win over Auburn. Alabama clinched a berth in the SEC Championship Game in Week 13 (Nov. 24) with a 49-0 win over Auburn.

2013 - For the first time since 2003, both races were determined on the final weekend. Auburn (7-1) clinched a berth in the SEC Championship Game with a dramatic 34-28 win off a 109-yard missed field goal return for a touchdown on the game's final play at Auburn. SEC newcomer Missouri (7-1) clinched a berth in the SEC Championship Game with a 28-21 home win over Texas A&M.

2014 - For the second straight season, both divisional races were determined on the final weekend. Missouri won the SEC East outright by closing the season with three straight SEC wins, including two on the road for their second straight trip to Atlanta. Alabama won the Western Division outright as well, with Ole Miss defeating Mississippi State in the Egg Bowl, while Alabama topped Auburn in the Iron Bowl.

2015 - Florida (7-1) won the Eastern Division, clinching a spot after defeating Vanderbilt on Nov. 7. Alabama (7-1) claimed the Western Division with a victory over Auburn in the Iron Bowl on the final day of the regular season. It was the fourth straight season where the Western Champion was the Iron Bowl winner.

SEC CHAMPIONSHIP GAME RACE RECAP

The earliest a berth has been clinched in the SEC Championship Game is Oct. 30 (Auburn, 2004, & Alabama, 1993).

In 16 of 48 divisional races (including 2015), a championship game berth has not been decided until the weekend prior to the SEC Championship Game. That occurred in 1997 (Tennessee), 1998 (Mississippi State), 2001 (Tennessee and LSU), 2002 (Arkansas), 2003 (Georgia and LSU), 2005 (LSU), 2007 (Tennessee), 2011 (LSU), 2012 (Alabama), 2013 (Auburn and Missouri), 2014 (Alabama and Missouri) and 2015 (Alabama).

2015 SEC Football

2015 SEC FOOTBALL CHAMPIONSHIP GAME

2015 SEC CHAMPIONSHIP GAME

The 24th annual SEC Football Championship Game was played on Dec. 5 at the Georgia Dome in Atlanta, with Alabama claiming a 29-15 victory over Florida and the No. 2 seed in the College Football Playoff.

The game drew a capacity crowd of 75,320 and had a 8.3/17 television rating on CBS Sports, the highest rated college football game of the 2015 season.

The 2009 SEC Championship Game earned a 11.8 rating and a 24 share, the highest rated SEC Championship Game in history.

The game was played in Birmingham's Legion Field in 1992 and 1993 and moved to the Georgia Dome in 1994.

The Championship Game has drawn 22 capacity crowds in its 24-year history. Only 1993 (Birmingham) and 1995 (Atlanta) were not sellouts.

Year	Score	Attendance
1992	Alabama 28, Florida 21	83,091
1993	Florida 28, Alabama 13	76,345
1994	Florida 24, Alabama 23	74,751
1995	Florida 34, Arkansas 3	71,325
1996	Florida 45, Alabama 30	74,132
1997	Tennessee 30, Auburn 29	74,896
1998	Tennessee 24, Miss. State 14	74,795
1999	Alabama 34, Florida 7	71,500
2000	Florida 28, Auburn 6	73,427
2001	LSU 31, Tennessee 20	74,843
2002	Georgia 30, Arkansas 3	74,835
2003	LSU 34, Georgia 13	74,913
2004	Auburn 38, Tennessee 28	74,892
2005	Georgia 34, LSU 14	73,717
2006	Florida 38, Arkansas 28	73,374
2007	LSU 21, Tennessee 14	73,832
2008	Florida 31, Alabama 20	75,892
2009	Alabama 32, Florida 13	75,514
2010	Auburn 56, South Carolina 17	75,802
2011	LSU 42, Georgia 10	74,515
2012	Alabama 32, Georgia 28	75,624
2013	Auburn 59, Missouri 42	75,632
2014	Alabama 42, Missouri 13	73,526
2015	Alabama 29, Florida 15	75,320

2015 SEC FOOTBALL CHAMPIONSHIP GAME

Alabama 29, Florida 15

Dec. 5, 2015 • Georgia Dome (75,320) • Atlanta, Ga.

Florida.....	0 7 0 8 - 15	Record: (10-3,7-1)
Alabama.....	2 10 10 7 - 29	Record: (12-1,7-1)

Scoring Summary:

1st

09:05 UA - TEAM safety, UF 0 - UA 2

2nd

11:53 UF - A. Callaway 85 yd punt return (N. MacInnes kick), UF 7 - UA 2

05:45 UA - Adam Griffith 28 yd field goal, 14-64 6:08, UF 7 - UA 5

02:26 UA - Derrick Henry 2 yd run (Adam Griffith kick), 3-58 1:02, UF 7 - UA 12

3rd

08:04 UA - Adam Griffith 30 yd field goal, 12-65 6:49, UF 7 - UA 15

02:49 UA - A. Stewart 32 yd pass from Jake Coker (Adam Griffith kick), 10-81 4:47, UF 7 - UA 22

4th

08:50 UA - R. Mullaney 9 yd pass from Jake Coker (Adam Griffith kick), 9-57 4:26, UF 7 - UA 29

05:02 UF - C. Worton 46 yd pass from Tr. Harris (Tr. Harris rush), 3-81 0:59, UF 15 - UA 29

Florida Alabama

FIRST DOWNS.....	7	25
RUSHES-YARDS (NET).....	21-15	58-233
PASSING YDS (NET).....	165	204
Passes Att-Comp-Int.....	24-9-1	26-18-0
TOTAL OFFENSE PLAYS-YARDS....	45-180	84-437
Fumble Returns-Yards.....	0-0	0-0
Punt Returns-Yards.....	3-84	8-45
Kickoff Returns-Yards.....	2-44	2-46
Interception Returns-Yards....	0-0	1--1
Punts (Number-Avg).....	9-46.0	6-51.2
Fumbles-Lost.....	1-0	2-1
Penalties-Yards.....	5-51	5-35
Possession Time.....	16:31	43:29
Third-Down Conversions.....	0 of 11	7 of 17
Fourth-Down Conversions.....	0 of 1	1 of 1
Red-Zone Scores-Chances.....	0-0	4-6
Sacks By: Number-Yards.....	2-17	5-36

RUSHING: Florida-Kel. Taylor 7-8; J. Cronkrite 2-8; J. Scarlett 1-3; Tr. Harris 11-minus 4. Alabama-Derrick Henry 44-189; Jake Coker 8-23; Kenyan Drake 4-14; A. Stewart 1-5; Calvin Ridley 1-2.

PASSING: Florida-Tr. Harris 9-24-1-165. Alabama-Jake Coker 18-26-0-204.

RECEIVING: Florida-J. Mcgee 3-43; V. Showers 2-22; A. Callaway 1-46; C. Worton 1-46; D. Goolsby 1-15; Tr. Harris 1-minus 7. Alabama-Calvin Ridley 8-102; A. Stewart 4-64; R. Mullaney 3-22; Kenyan Drake 3-16.

INTERCEPTIONS: Florida-None. Alabama-M. Humphrey 1-minus 1.

FUMBLES: Florida-A. Callaway 1-0. Alabama-Derrick Henry 1-1; Jake Coker 1-0.

MVP: With third-highest rushing total (189 yards) in championship game history Derrick Henry was named the MVP of the championship game. He becomes the fourth running back to take home the game's top honor and third in the last four years. Other Alabama MVPs – Antonio Langham, DB, 1992; Freddie Milons, WR, 1999; Greg McElroy, QB, 2009; Eddie Lacy, RB, 2012; Blake Sims, QB, 2014.

NOTES

- The Crimson Tide became the first team to win back-to-back championship games since Tennessee in 1997 and 1998.
- A Western Division team has now won seven consecutive championship games (Alabama 4, Auburn 2, LSU 1) since Florida won in 2008. The seven straight wins by the Western Division better the Eastern Division's six-game win streak from 1993-98. The Western Division leads the Eastern Division 13-11.
- With 189 yards rushing today, Alabama's Derrick Henry became the first back to rush for more than 100 yards twice in championship game history.
- Alabama limited Florida to 15 yards rushing which is the second-lowest net rushing total (Auburn rushed for minus-15 vs. Tennessee in 1997). It's the fewest since Alabama was held to 27 yards versus Florida in 1996. Alabama also held Florida without a third down conversion (0-for-11), matching the record set in the 1999 game against the Gators when they went 0-for-9.
- Alabama held Florida to seven first downs which is the second-fewest in the championship game record. Alabama held Florida to six in the 1999 game.

SEC CHAMPIONSHIP GAME HISTORY

Team	App.	Record	Titles
Florida	11	7-4 (.636)	7 (1993, 1994, 1995, 1996, 2000, 2006, 2008)
Alabama	10	6-4 (.600)	6 (1992, 1999, 2009, 2012, 2014, 2015)
Auburn	5	3-2 (.600)	3 (2004, 2010, 2013)
Georgia	5	2-3 (.400)	2 (2002, 2005)
LSU	5	4-1 (.800)	4 (2001, 2003, 2007, 2011)
Tennessee	5	2-3 (.400)	2 (1997, 1998)
Arkansas	3	0-3 (.000)	
Missouri	2	0-2 (.000)	
Mississippi State	1	0-1 (.000)	
South Carolina	1	0-1 (.000)	

2016 SEC Football

2016 SEC FOOTBALL LEGENDS CLASS

BIRMINGHAM, Ala. (Oct. 4, 2016) – The Southeastern Conference on Tuesday announced its 2016 SEC Football Legends class, a collection of former football stand-outs who will be honored at events surrounding the SEC Football Championship Game in Atlanta in December.

The 2016 Football Legends Class includes 14 former stars who excelled on the gridiron and helped write the rich history of the sport at their respective institutions. This year's class includes a Heisman Trophy winner, All-Americans, All-SEC selections and Academic All-Americans as well as NCAA and SEC record holders. The group represents teams that won National and SEC Championships and are represented in state, school and college football halls of fame.

The class will be honored at the 2016 SEC Football "Weekend of Champions" Dec. 2-3 in Atlanta, Ga. The annual SEC Legends Dinner presented by AT&T will be held Dec. 2 at the Hyatt Regency in Atlanta and the group will also be recognized prior to the SEC Football Championship Game, which will be held at the Georgia Dome on Sat., Dec. 3.

Below is a listing and biographies of the 2016 SEC Football Legends:

2016 SEC FOOTBALL LEGEND BIOGRAPHIES

ALABAMA – Chris Samuels, Offensive Tackle, 1996-99

Alabama offensive tackle Chris Samuels was the Crimson Tide's first Outland Trophy winner. A first-team All-American at left tackle as a senior for the Tide in 1999, he was also recipient of the Jacobs Trophy, symbolic of the SEC's best offensive blocker. Samuels started 42 consecutive games during his Alabama career and was a first-team All-SEC selection in both 1998 and 1999. A crushing blocker and superb pass protector, he did not allow a quarterback sack or quarterback pressure during his entire senior season. Samuels was the third player selected in the 2000 NFL Draft by the Washington Redskins. He spent his entire professional career with the Redskins, playing 10 years while being chosen to the Pro Bowl six times. He was named one of the 80 Greatest Redskins of all time.

ARKANSAS – Shawn Andrews, Offensive Tackle, 2001-03

Arkansas offensive tackle Shawn Andrews was a finalist for the Outland Trophy and Lombardi Award in his junior season with the Razorbacks. A two-time All-American, he was also named the SEC's 2003 Offensive Player of the Year by College Football News and won the Jacobs Trophy, awarded annually to the best blocker in the Southeastern Conference, in both 2002 and 2003. In 2002, he helped Arkansas lead the SEC and rank fifth in the nation in rushing (241.9 yards per game). In 2002, he became the first sophomore in Arkansas history to earn first-team All-America honors. Andrews was a first-round selection (16th overall pick) in the 2004 NFL Draft by the Philadelphia Eagles and played 10 years in the NFL. He helped lead the Eagles to the NFC title in 2004 and was named to the Pro Bowl three times.

AUBURN – Jason Campbell, Quarterback, 2000-04

Auburn quarterback Jason Campbell was the SEC 2004 Offensive Most Valuable Player and first-team All-SEC while leading the Tigers to a perfect 13-0 record and an SEC Championship. His senior season in 2004, Campbell threw for 2,700 yards and 20 touchdowns and was named the 2004 SEC Championship game MVP after throwing

for 374 yards and three touchdowns. A four-year starter, Campbell led Auburn to a 31-9 mark in his 40 career starts, the most wins ever by a starting quarterback in school history. He led the Tigers to three consecutive bowl wins and was the Music City Bowl and Sugar Bowl MVPs in consecutive years. Campbell holds the school record for career passing efficiency and is second in passing yards, total offense, completion percentage and passing touchdowns. A first round pick of the Washington Redskins in the 2005 NFL Draft, Campbell played 10 years in the NFL from 2005-14.

FLORIDA – Steve Spurrier, Quarterback 1963-1966; Head Coach 1990-2001

Florida quarterback Steve Spurrier was the Gators' starter for three seasons and a two-time consensus All-American, winning the Heisman Trophy in his senior season of 1966. During his record-setting career he passed for more than 4,800 yards and 37 touchdowns. Following a 14-year NFL career, he returned to Florida in 1990 to become the Gators' head coach. For 12 seasons he led Florida to unprecedented success with his Fun 'n' Gun offense, recording Florida's first six SEC championships and first consensus national championship in 1996. Meanwhile his squads and players set numerous school and SEC records. In 1996, Spurrier became the first Heisman Trophy winner to coach a Heisman winner when UF quarterback Danny Wuerffel won the award. Spurrier later was head coach at South Carolina from 2005-2015. He was inducted into the College Football Hall of Fame as a player in 1986.

GEORGIA – Jon Stinchcomb, Offensive Line, 1999-2002

Georgia offensive lineman Jon Stinchcomb made early headlines for the Bulldogs as a Freshman All-American, then went on to a stellar career capped by first team All-American honors his senior year of 2002. It was his senior season when he helped lead Georgia win its first SEC championship in 20 years, the same year he was named to the CoSIDA Academic All-America Team for the second year in a row. He also was one of 11 Division I players nationally to be named to the AFCA National Good Works Team for outstanding contributions to community service. A 2002 recipient of the National Football Foundation Post Graduate Scholarship, Stinchcomb was drafted by the New Orleans Saints in the second round of the 2003 NFL Draft, was recipient of the Saints Man of the Year Award for 2008, and was a starting offensive lineman on the Saints' 2010 Super Bowl Championship team.

KENTUCKY – James Whalen, Tight End, 1997-1999

Kentucky tight end James Whalen had a storybook rags-to-riches collegiate career. After first joining the Wildcats as a walk-on, he eventually became a mainstay in the Kentucky lineup and soon was recognized as one of the best in the country at his position. He earned first-team All-America honors from the Walter Camp Football Foundation, Associated Press, CNN/SI and CBS SportsLine in 1999. A sure-handed receiver who also earned consensus All-SEC honors, Whalen caught 90 passes his senior campaign, totaling 1,019 yards and 10 touchdowns as he led the nation's tight ends in all three categories. He also set an NCAA record for most catches by a tight end in a season. Selected by the Tampa Bay Bucs in the 2000 NFL draft, Whalen played four years with the Dallas Cowboys.

LSU – Robert Dugas, Offensive Tackle, 1976-78

LSU offensive tackle Robert Dugas is one of the most decorated student-athletes in LSU history, earning first team All-America honors for his play on the football field as well as his performance in the classroom. Dugas was a 1978 National Scholar-Athlete

2016 SEC Football

2016 SEC FOOTBALL LEGENDS CLASS

and was also a first-team Academic All-America selection in 1977. On the field, Dugas earned All-America honors from the Football News as he anchored an LSU offensive line known as the "Root Hogs." He helped pave the way for LSU's record-setting running back Charles Alexander who set numerous school rushing records. Dugas was a two-time All-SEC pick in 1977 and 1978 and he earned Academic All-SEC in 1977 and 1978. He later served as team physician for the Nebraska football program for many years before returning to Baton Rouge.

OLE MISS – Kris Mangum, Tight End, 1994-96

Ole Miss tight end Kris Mangum earned first-team All-America honors in 1996 when he served as team captain for the Rebels. A two-time All-SEC selection, Mangum caught 74 passes for 729 yards and four touchdowns during his three seasons with the Rebels, averaging 9.9 yards per reception. He was named the 1996 SEC Most Outstanding Lineman by the Birmingham Monday Morning Quarterback Club, and he finished his collegiate career ranked second among Ole Miss tight ends in passes caught and third in receiving yards. Mangum enjoyed a 10-year career in the NFL with the Carolina Panthers, retiring after the 2006 season as the fifth-leading receiver in franchise history with 151 catches for 1,424 yards and nine TDs and third in team history in games played with 126. He was inducted into the Ole Miss Athletics Hall of Fame in 2008.

MISSISSIPPI STATE – Randy Thomas, Offensive Guard, 1997-98

Mississippi State offensive guard Randy Thomas was a two-year starter for the Bulldog from 1997-98. Thomas was a valuable leader of MSU's 1998 SEC Western Division championship team that reached the SEC Championship Game in Atlanta. Although he didn't start playing football until the tenth grade, he started all 24 games of his career at Mississippi State while earning second-team All-America honors by the Sporting News and second-team All-SEC accolades by the Associated Press as a senior. Thomas was selected in the second round of the 1999 NFL Draft by the New York Jets, becoming the highest drafted MSU offensive lineman since 1976 at the time. Thomas played 11 NFL seasons, starting 143 games from 1999-2009 that included stints with the Jets and Washington Redskins.

MISSOURI – Justin Smith, Defensive End, 1998-2000

Missouri defensive end Justin Smith was one of the top pass rushing defensive ends in Tiger history. Smith was a first-team All-American as a junior in 2000 before bypassing his final year of eligibility for the NFL. In his final season as a Tiger, he recorded 97 total tackles and 11 quarterback sacks, both Mizzou season records at the time. In just three years, he established the MU career sacks record with 22.5. Smith went on to become the highest-ever draft pick by a Mizzou Tiger when he was selected with the No. 4 overall pick of the 2000 NFL Draft by the Cincinnati Bengals. He turned in a stellar 14-year NFL career, becoming one of the league's most feared defenders in seven seasons with the Bengals and the San Francisco 49ers. He was selected for five consecutive Pro Bowls (2009-2013), and was named to the AP All-Pro Team in both 2011 and 2012. Sports Illustrated named him the NFL Defensive Player of the Year in 2011 and he helped lead the 49ers to Super Bowl XLVII.

SOUTH CAROLINA – Travele Wharton, Offensive Tackle, 2000-2003

South Carolina offensive tackle Travele Wharton started 45 of the 47 games the Gamecocks from 2000-2003. A relentless blocker, he did not allow a sack after the second game of his freshman season in 2000, a span of 45 contests. A highly-decorated player during his career, Wharton earned Freshmen All-America honors from The Sporting News in 2000. As a senior in 2003, Wharton anchored an offensive line that allowed only 10 sacks the entire season. He was named a team captain as a senior and earned All-SEC recognition before he was chosen to play in the Senior Bowl. He was selected by Carolina in the third round of the 2004 NFL Draft, and logged a 10-year NFL career with the Panthers and Cincinnati Bengals, starting 111 of the 115 games in which he played.

TENNESSEE – Deon Grant, Defensive Back, 1997-1999

Tennessee defensive back Deon Grant had eyes for the football during his years on Rocky Top, totaling 14 interceptions and 141 tackles in a standout career for the Volunteers. The All-American defensive back had multiple interceptions in three different games during his junior season of 1999, finishing with nine picks and 167 return yards on the season to tie for the lead in the NCAA. Grant helped lead the Vols to the inaugural BCS National Championship in 1998. He remains the last Vol to intercept three passes in a game as he accomplished the feat on Oct. 2, 1999 vs. Auburn. Grant was selected in the second round draft of the 2000 NFL draft by the Carolina Panthers and played 12 seasons in the NFL for Carolina, Jacksonville, Seattle and the New York Giants. He earned a Super Bowl ring with the Giants in their win over New England in Super Bowl XLVI.

TEXAS A&M – Ray Mickens, Defensive Back, 1992-95

Texas A&M defensive back Ray Mickens was an All-American for the Aggies in 1995. A four-year letterman in football, Mickens was a three-time All-SWC selection (1993-94-95). Born in Frankfurt, Germany, he played high school football in El Paso, Texas, where he attracted the attention of the Aggies. During his career at Texas A&M, the Aggies compiled a record of 41-6-1 and was 25-2-1 in the SWC. Mickens started 36 games at cornerback and with his help the Aggie defense ranked No. 3 in the country in total defense his senior season and in 1993 the Aggie pass defense led the country in pass efficiency defense. He was a third-round draft pick of the New York Jets in 1996 and played through the 2003 season for the Jets before suffering a torn ACL and missing the 2004 season. He finished his NFL career playing for the Cleveland Browns (2005) and New England Patriots (2006).

VANDERBILT – Chris Williams, Offensive Tackle, 2005-2007

Vanderbilt offensive tackle Chris Williams arrived on the Vanderbilt campus as an undersized and under-recruited offensive line candidate. He left as one of the greatest linemen in Commodore team history. After adding more than nearly 60 pounds of bulk during his first two years on campus, Williams quickly established himself in 2005, becoming a starter at left guard as a sophomore. Williams later developed into one of the nation's premier left tackles, earning first team All-Southeastern Conference honors as a senior in 2007. After graduating, Williams was selected as the No. 14 overall pick in the 2008 NFL Draft by the Chicago Bears, becoming the first Commodore offensive lineman in more than two decades to be taken in the first round of the draft. Williams went on to enjoy a seven-year NFL career until injuries forced him out of the game in 2014.

2016 SEC Football

2017 SEC FOOTBALL WEEKLY CONFERENCE SCHEDULE

Sept. 2

Alabama vs. Florida State (Atlanta)
Florida A&M at Arkansas (Little Rock)
Georgia Southern at Auburn
Florida vs. Michigan (Arlington)
Appalachian State at Georgia
Kentucky at Southern Mississippi
LSU vs. BYU (Houston)
South Alabama at Ole Miss
Charleston Southern at Mississippi State
Missouri State at Missouri
South Carolina vs. NC State (Charlotte)
Texas A&M at UCLA
Vanderbilt at Middle Tennessee

Sept. 4 (Monday)

Tennessee vs. Georgia Tech (Atlanta)

Sept. 9

Fresno State at Alabama
TCU at Arkansas
Auburn at Clemson
Northern Colorado at Florida
Georgia at Notre Dame
Eastern Kentucky at Kentucky
UT Chattanooga at LSU
UT Martin at Ole Miss
Mississippi State at Louisiana Tech
*South Carolina at Missouri
Indiana State at Tennessee
Nicholls State at Texas A&M
Alabama A&M at Vanderbilt

Sept. 16

Colorado State at Alabama
Mercer at Auburn
*Tennessee at Florida
Samford at Georgia
Ole Miss at California
*LSU at Mississippi State
Purdue at Missouri
*Kentucky at South Carolina
Louisiana-Lafayette at Texas A&M
Kansas State at Vanderbilt

Sept. 23

Arkansas vs. Texas A&M (Arlington)
*Mississippi State at Georgia
*Florida at Kentucky
Syracuse at LSU
*Auburn at Missouri
Louisiana Tech at South Carolina
UMass at Tennessee
*Alabama at Vanderbilt

Sept. 30

*Ole Miss at Alabama
New Mexico State at Arkansas
*Mississippi State at Auburn
*Vanderbilt at Florida
Eastern Michigan at Kentucky
Troy at LSU
*Georgia at Tennessee
*South Carolina at Texas A&M

Oct. 7

*Ole Miss at Auburn
*Missouri at Kentucky
*LSU at Florida
*Arkansas at South Carolina
*Alabama at Texas A&M
*Georgia at Vanderbilt

Oct. 14

*Arkansas at Alabama
*Texas A&M at Florida
*Missouri at Georgia
*Auburn at LSU
*Vanderbilt at Ole Miss
BYU at Mississippi State
*South Carolina at Tennessee

Oct. 21

*Tennessee at Alabama
*Auburn at Arkansas
*LSU at Ole Miss
*Kentucky at Mississippi State
Idaho at Missouri

Oct. 28

*Georgia vs. Florida (Jacksonville)
*Tennessee at Kentucky
*Arkansas at Ole Miss
Missouri at UConn
*Vanderbilt at South Carolina
*Mississippi State at Texas A&M

Nov. 4

*LSU at Alabama
Coastal Carolina at Arkansas
*South Carolina at Georgia
*Ole Miss at Kentucky
UMass at Mississippi State
*Florida at Missouri
Southern Miss at Tennessee
*Auburn at Texas A&M
Western Kentucky at Vanderbilt

Nov. 11

*Georgia at Auburn
*Arkansas at LSU
Louisiana-Lafayette at Ole Miss
*Alabama at Mississippi State
*Tennessee at Missouri
*Florida at South Carolina
New Mexico at Texas A&M
*Kentucky at Vanderbilt

Nov. 18

Mercer at Alabama
*Mississippi State at Arkansas
Louisiana-Monroe at Auburn
UAB at Florida
*Kentucky at Georgia
*Texas A&M at Ole Miss
Wofford at South Carolina
*LSU at Tennessee
*Missouri at Vanderbilt

Nov. 23 (Thursday)

*Ole Miss at Mississippi State

Nov. 25

*Missouri at Arkansas
*Alabama at Auburn
Florida State at Florida
Georgia at Georgia Tech
Louisville at Kentucky
*Texas A&M at LSU
Clemson at South Carolina
*Vanderbilt at Tennessee

Dec. 2

SEC Football Championship (Atlanta)

* SEC Game

Tentative and subject to change

2016 SEC Football

2017 SEC FOOTBALL TEAM-BY-TEAM CONFERENCE SCHEDULE

ALABAMA

Sept. 2 vs. Florida State (Atlanta)
 Sept. 9 FRESNO STATE
 Sept. 16 COLORADO STATE
 Sept. 23 at Vanderbilt
 Sept. 30 OLE MISS
 Oct. 7 at Texas A&M
 Oct. 14 ARKANSAS
 Oct. 21 TENNESSEE
 Oct. 28 Open date
 Nov. 4 LSU
 Nov. 11 at Mississippi State
 Nov. 18 MERCER
 Nov. 25 at Auburn

ARKANSAS

Sept. 2 FLORIDA A&M (Little Rock)
 Sept. 9 TCU
 Sept. 16 Open date
 Sept. 23 vs. Texas A&M (Arlington)
 Sept. 30 NEW MEXICO STATE
 Oct. 7 at South Carolina
 Oct. 14 at Alabama
 Oct. 21 AUBURN
 Oct. 28 at Ole Miss
 Nov. 4 COASTAL CAROLINA
 Nov. 11 at LSU
 Nov. 18 MISSISSIPPI STATE
 Nov. 25 MISSOURI

AUBURN

Sept. 2 GEORGIA SOUTHERN
 Sept. 9 at Clemson
 Sept. 16 MERCER
 Sept. 23 at Missouri
 Sept. 30 MISSISSIPPI STATE
 Oct. 7 OLE MISS
 Oct. 14 at LSU
 Oct. 21 at Arkansas
 Oct. 28 Open date
 Nov. 4 at Texas A&M
 Nov. 11 GEORGIA
 Nov. 18 LOUISIANA-MONROE
 Nov. 25 ALABAMA

FLORIDA

Sept. 2 vs. Michigan (Arlington)
 Sept. 9 NORTHERN COLORADO
 Sept. 16 TENNESSEE
 Sept. 23 at Kentucky
 Sept. 30 VANDERBILT
 Oct. 7 LSU
 Oct. 14 TEXAS A&M
 Oct. 21 Open date
 Oct. 28 vs. Georgia (Jacksonville)
 Nov. 4 at Missouri
 Nov. 11 at South Carolina
 Nov. 18 UAB
 Nov. 25 FLORIDA STATE

GEORGIA

Sept. 2 APPALACHIAN STATE
 Sept. 9 at Notre Dame
 Sept. 16 SAMFORD
 Sept. 23 MISSISSIPPI STATE
 Sept. 30 at Tennessee
 Oct. 7 at Vanderbilt
 Oct. 14 MISSOURI
 Oct. 21 Open date
 Oct. 28 vs. Florida (Jacksonville)
 Nov. 4 SOUTH CAROLINA

Nov. 11 at Auburn
 Nov. 18 KENTUCKY
 Nov. 25 at Georgia Tech

KENTUCKY

Sept. 2 at Southern Mississippi
 Sept. 9 EASTERN KENTUCKY
 Sept. 16 at South Carolina
 Sept. 23 FLORIDA
 Sept. 30 EASTERN MICHIGAN
 Oct. 7 MISSOURI
 Oct. 14 Open date
 Oct. 21 at Mississippi State
 Oct. 28 TENNESSEE
 Nov. 4 OLE MISS
 Nov. 11 at Vanderbilt
 Nov. 18 at Georgia
 Nov. 25 LOUISVILLE

LSU

Sept. 2 vs. BYU (Houston)
 Sept. 9 UT-CHATTANOOGA
 Sept. 16 at Mississippi State
 Sept. 23 SYRACUSE
 Sept. 30 TROY
 Oct. 7 at Florida
 Oct. 14 AUBURN
 Oct. 21 at Ole Miss
 Oct. 28 Open date
 Nov. 4 at Alabama
 Nov. 11 ARKANSAS
 Nov. 18 at Tennessee
 Nov. 25 TEXAS A&M

OLE MISS

Sept. 2 SOUTH ALABAMA
 Sept. 9 UT-MARTIN
 Sept. 16 at California
 Sept. 23 Open date
 Sept. 30 at Alabama
 Oct. 7 at Auburn
 Oct. 14 VANDERBILT
 Oct. 21 LSU
 Oct. 28 ARKANSAS
 Nov. 4 at Kentucky
 Nov. 11 LOUISIANA-LAFAYETTE
 Nov. 18 TEXAS A&M
 Nov. 23 (Thu.) at Mississippi State

MISSISSIPPI STATE

Sept. 2 CHARLESTON SOUTHERN
 Sept. 9 at Louisiana Tech
 Sept. 16 LSU
 Sept. 23 at Georgia
 Sept. 30 at Auburn
 Oct. 7 Open date
 Oct. 14 BYU
 Oct. 21 KENTUCKY
 Oct. 28 at Texas A&M
 Nov. 4 UMASS
 Nov. 11 ALABAMA
 Nov. 18 at Arkansas
 Nov. 23 (Thu.) OLE MISS

MISSOURI

Sept. 2 MISSOURI STATE
 Sept. 9 SOUTH CAROLINA
 Sept. 16 PURDUE
 Sept. 23 AUBURN
 Sept. 30 Open date
 Oct. 7 at Kentucky

Oct. 14 at Georgia
 Oct. 21 IDAHO
 Oct. 28 at UConn
 Nov. 4 FLORIDA
 Nov. 11 TENNESSEE
 Nov. 18 at Vanderbilt
 Nov. 25 at Arkansas

SOUTH CAROLINA

Sept. 2 vs. NC State (Charlotte)
 Sept. 9 at Missouri
 Sept. 16 KENTUCKY
 Sept. 23 LOUISIANA TECH
 Sept. 30 at Texas A&M
 Oct. 7 ARKANSAS
 Oct. 14 at Tennessee
 Oct. 21 Open date
 Oct. 28 VANDERBILT
 Nov. 4 at Georgia
 Nov. 11 FLORIDA
 Nov. 18 WOFFORD
 Nov. 25 CLEMSON

TENNESSEE

Sept. 4 (Mon.) vs. Georgia Tech (Atlanta)
 Sept. 9 INDIANA STATE
 Sept. 16 at Florida
 Sept. 23 UMASS
 Sept. 30 GEORGIA
 Oct. 7 Open date
 Oct. 14 SOUTH CAROLINA
 Oct. 21 at Alabama
 Oct. 28 at Kentucky
 Nov. 4 SOUTHERN MISS
 Nov. 11 at Missouri
 Nov. 18 LSU
 Nov. 25 VANDERBILT

TEXAS A&M

Sept. 2 at UCLA
 Sept. 9 NICHOLLS STATE
 Sept. 16 LOUISIANA-LAFAYETTE
 Sept. 23 vs. Arkansas (Arlington)
 Sept. 30 SOUTH CAROLINA
 Oct. 7 ALABAMA
 Oct. 14 at Florida
 Oct. 21 Open date
 Oct. 28 MISSISSIPPI STATE
 Nov. 4 AUBURN
 Nov. 11 NEW MEXICO
 Nov. 18 at Ole Miss
 Nov. 25 at LSU

VANDERBILT

Sept. 2 at Middle Tennessee
 Sept. 9 ALABAMA A&M
 Sept. 16 KANSAS STATE
 Sept. 23 ALABAMA
 Sept. 30 at Florida
 Oct. 7 GEORGIA
 Oct. 14 at Ole Miss
 Oct. 21 Open date
 Oct. 28 at South Carolina
 Nov. 4 WESTERN KENTUCKY
 Nov. 11 KENTUCKY
 Nov. 18 MISSOURI
 Nov. 25 at Tennessee

Tentative and subject to change



2017 SEC FOOTBALL SCHEDULE

(Tentative and Subject to Change)



Date Team	Sept. 2	Sept. 9	Sept. 16	Sept. 23	Sept. 30	Oct. 7	Oct. 14	Oct. 21	Oct. 28	Nov. 4	Nov. 11	Nov. 18	Nov. 25
ALABAMA	FLORIDA STATE Atlanta	FRESNO STATE Tuscaloosa	COLORADO STATE Tuscaloosa	VANDERBILT Nashville	OLE MISS Tuscaloosa	TEXAS A&M College Station	ARKANSAS Tuscaloosa	TENNESSEE Tuscaloosa	OLE MISS Oxford	LSU Tuscaloosa	MISSISSIPPI STATE Starkville	MERCER Tuscaloosa	AUBURN Auburn
ARKANSAS	FLORIDA A&M Little Rock	TCU Fayetteville		TEXAS A&M Arlington, Texas	NEW MEXICO STATE Fayetteville	SOUTH CAROLINA Columbia	ALABAMA Tuscaloosa	AUBURN Fayetteville	OLE MISS Oxford	COASTAL CAROLINA Fayetteville	LSU Baton Rouge	MISSISSIPPI STATE Fayetteville	MISSOURI Fayetteville
AUBURN	GEORGIA SOUTHERN Auburn	CLEMSON Clemson	MERCER Auburn	MISSOURI Columbia	MISSISSIPPI STATE Auburn	OLE MISS Auburn	LSU Baton Rouge	ARKANSAS Fayetteville	ARKANSAS Fayetteville	TEXAS A&M College Station	GEORGIA AUBURN	LOUISIANA-MONROE Auburn	ALABAMA Auburn
FLORIDA	MICHIGAN Arlington, Texas	NORTHERN COLORADO Gainesville	TENNESSEE Gainesville	KENTUCKY Lexington	VANDERBILT Gainesville	LSU Gainesville	TEXAS A&M Gainesville		GEORGIA Jacksonville	MISSOURI Columbia	SOUTH CAROLINA Columbia	UAB Gainesville	FLORIDA STATE Gainesville
GEORGIA	APPALACHIAN STATE Athens	NOTRE DAME South Bend	SAMFORD Athens	MISSISSIPPI STATE Athens	TENNESSEE Knoxville	VANDERBILT Nashville	MISSOURI Athens		FLORIDA Jacksonville	SOUTH CAROLINA Athens	AUBURN Auburn	KENTUCKY Athens	GEORGIA TECH Atlanta
KENTUCKY	SOUTHERN MISS Hattiesburg	EASTERN KENTUCKY Lexington	SOUTH CAROLINA Columbia	FLORIDA Lexington	EASTERN MICHIGAN Lexington	MISSOURI Lexington		MISSISSIPPI STATE Starkville	TENNESSEE Lexington	OLE MISS Lexington	VANDERBILT Nashville	GEORGIA Athens	LOUISVILLE Lexington
LSU	BYU Houston	CHATTANOOGA Baton Rouge	MISSISSIPPI STATE Starkville	SYRACUSE Baton Rouge	TROY Baton Rouge	FLORIDA Gainesville	AUBURN Baton Rouge	OLE MISS Oxford	TENNESSEE Lexington	ALABAMA Tuscaloosa	ARKANSAS Baton Rouge	TENNESSEE Knoxville	TEXAS A&M Baton Rouge
OLE MISS	SOUTH ALABAMA Oxford	UT MARTIN Oxford	CALIFORNIA Berkeley		ALABAMA Tuscaloosa	AUBURN Auburn	VANDERBILT Oxford	LSU Oxford	ARKANSAS Oxford	KENTUCKY Lexington	LOUISIANA-LAFAYETTE Oxford	TEXAS A&M Oxford	MISSISSIPPI STATE Starkville (Nov. 23)
MISSISSIPPI STATE	CHARLESTON SOUTHERN Starkville	LOUISIANA TECH Ruston	LSU Starkville	GEORGIA Athens	AUBURN Auburn		BYU Starkville	KENTUCKY Starkville	TEXAS A&M College Station	UMASS Starkville	ALABAMA Starkville	ARKANSAS Fayetteville	OLE MISS Starkville (Nov. 23)
MISSOURI	MISSOURI STATE Columbia	SOUTH CAROLINA Columbia, Mo.	PURDUE Columbia	AUBURN Columbia		KENTUCKY Lexington	GEORGIA Athens	IDAHO Columbia	UCONN Hartford	FLORIDA Columbia	TENNESSEE Columbia	VANDERBILT Nashville	ARKANSAS Fayetteville
SOUTH CAROLINA	NC STATE Charlotte	MISSOURI Columbia, Mo.	KENTUCKY Columbia	LOUISIANA TECH Columbia	TEXAS A&M College Station	ARKANSAS Columbia	TENNESSEE Knoxville	VANDERBILT Columbia	VANDERBILT Columbia	GEORGIA Athens	FLORIDA Columbia	WOFFORD Columbia	CLEMSON Columbia
TENNESSEE	GEORGIA TECH Atlanta (Sept. 4)	INDIANA STATE Knoxville	FLORIDA Gainesville	UMASS Knoxville	GEORGIA Knoxville		SOUTH CAROLINA Knoxville	ALABAMA Tuscaloosa	KENTUCKY Lexington	SOUTHERN MISS Knoxville	MISSOURI Columbia	LSU Knoxville	VANDERBILT Knoxville
TEXAS A&M	UCLA Los Angeles	NICHOLS College Station	LOUISIANA-LAFAYETTE College Station	ARKANSAS Arlington, Texas	SOUTH CAROLINA College Station	ALABAMA College Station	FLORIDA Gainesville		MISSISSIPPI STATE College Station	AUBURN College Station	NEW MEXICO College Station	OLE MISS Oxford	LSU Baton Rouge
VANDERBILT	MIDDLE TENNESSEE Murfreesboro	ALABAMA A&M Nashville	KANSAS STATE Nashville	ALABAMA Nashville	FLORIDA Gainesville	GEORGIA Nashville	OLE MISS Oxford		SOUTH CAROLINA Columbia	WESTERN KENTUCKY Nashville	KENTUCKY Nashville	MISSOURI Nashville	TENNESSEE Knoxville

THIS IS THE SOUTHEASTERN CONFERENCE

• Since its formation in 1933, the SEC has directed and organized interscholastic athletic competitions, conducted tournaments and prescribed eligibility rules for student-athletes. The Conference also facilitates and assists its member institutions in maintaining intercollegiate athletic programs compatible with the highest standards of education and competitive sports.

• The Southeastern Conference crowns champions in 21 sports - 12 women's sports and nine men's sports. They include baseball, men's and women's basketball, men's and women's cross country, equestrian, football, men's and women's golf, gymnastics, soccer, softball, men's and women's swimming and diving, men's and women's tennis, men's and women's indoor and outdoor track and field, and volleyball.

• In the fall of 2012, the University of Missouri and Texas A&M University became the 13th and 14th members of the Southeastern Conference. It marked the first expansion for the SEC since 1991 and the second-ever increase for the league since its founding in 1933.

• The SEC's mission statement reflects the priorities of the league. "The purpose of the Southeastern Conference is to assist its member institutions in the maintenance of programs of intercollegiate athletics which are compatible with the highest standards of education and competitive sports."

• The Southeastern Conference began to develop a database of minority football coaches in NCAA Football Bowl Subdivision and the NCAA Football Championship Subdivision in 2002. The SEC begins the 2016 football season with two minority head football coaches - Derek Mason (Vanderbilt) and Kevin Sumlin (Texas A&M).

ACADEMIC ACHIEVEMENTS

• The Southeastern Conference had 49 Capital One Academic All-Americans in 2015-16. The league had 24 student-athletes earn first-team honors. The Capital One Academic All-America Teams are voted on by the College Sports Information Directors of America (CoSIDA). The 49 student-athletes represent 12 of the SEC 14 schools while 10 schools had at least one person on the first-team. Since 2003, the SEC has had 305 student-athletes earn first-team Capital One Academic All-America status.

• The 24 SEC student-athletes who earned Capital One Academic All-America first-team status in 2015-16 were: Alabama's Sierra Wilson (volleyball), Anton McKee (men's swimming and diving), Connor Oslin (men's swimming and diving), Haylie McCleney (softball), Lauren Beers (gymnastics) and Alex Gholston (women's track and field/cross country); Arkansas' Jarriion Lawson (men's track and field/cross country), Andrew Pisechko (men's track and field/cross country) and Taylor Ellis-Watson (women's track and field/cross country); Auburn's Casie Ramsier (soccer) and Kasey Cooper (softball); Florida's Kayli Kvistad (softball) and Robin Reynolds (women's track and field/cross country); Georgia's Ty Stewart (men's swimming and diving), Leontia Kallenou (women's track and field/cross country) and Keturah Orji (women's swimming and diving); Kentucky's Landon Foster (football), Morgan Bergren (volleyball) and Danielle Galyer (swimming); Mississippi State's Rishab Agarwal (men's tennis); Missouri's Emily Crane (softball); Tennessee's Faith Johnson (women's swimming and diving) and Chelsea Blaise (women's track and field/cross country); and Texas A&M's Sarah Gibson (women's swimming and diving).

• Alabama softball player Haylie McCleney was named the Capital One Academic All-American of the Year in her sport for the second consecutive year in 2015-16. Alabama's Anton McKee and Lauren Beers were selected as the 2016 CoSIDA Academic All-Americans® of the Year for the Division I Men's and Women's At-Large programs, respectively

• The Southeastern Conference had 18 of its student-athletes earn NCAA Postgraduate Scholarships in 2015-16. The scholarships are awarded to student-athletes who excel academically and athletically and who are at least in their final year of intercollegiate athletic competition. The SEC NCAA Postgraduate Scholarship recipients are: Lauren Beers, Alabama (gymnastics); Morgan Bergren, Kentucky (volleyball); Amanda Carner, Tennessee (women's swimming and diving); Hali Flickinger, Georgia (women's swimming and diving); Landon Foster, Kentucky (football); Erin Gabriel, Tennessee (softball); Katelyn Greenleaf, Alabama (women's cross country); Cornelia Griesche, Mississippi State (women's outdoor track and field); Faith Johnson (women's swimming and diving); Rhys Johnson, Vanderbilt (men's tennis); Colleen Konetzke, Texas A&M (women's swimming and diving); Jennifer Madu, Texas A&M (women's outdoor track and field); Brandon McBride, Mississippi State (men's outdoor track and field); Brianna Morgan, Florida (women's tennis); Emily Peterson, Texas A&M (soccer); Erika Rucker, South Carolina (women's outdoor track and field); Ty Stewart, Georgia (men's swimming and diving); and Sierra Wilson, Alabama (volleyball).

• The SEC was represented on the list of the NCAA Today's Top 10 winners. Kentucky's Kendra Harrison (women's track and field) was chosen as a recipient. The award recognizes 10 current student-athletes who will have completed their athletics eligibility for their successes on the fields and courts, in the classroom and in the community, and the SEC has had three winners in the last two years.

• The SEC also had six student-athletes earn the NCAA Elite 90 award, which is given to the student-athlete with the highest cumulative GPA at the finals site for each of the NCAA championships. The 2015-16 SEC recipients were: Rishab Agarwal, Mississippi State (men's tennis); Lauren Beers, Alabama (gymnastics); Kasey Cooper, Auburn (softball); Danielle Galyer, Kentucky (women's swimming and diving); Christian Heymsfield, Arkansas (men's cross country); and Aldila Sutjiadi, Kentucky (women's tennis).

• The SEC has had eight student-athletes win the William V. Campbell Trophy given by the National Football Foundation. Since the inaugural award in 1990, the SEC has had more recipients than any other conference. The award, nicknamed the "Academic Heisman" goes to college football's top scholar-athlete. In 2012, Alabama's Barrett Jones was the SEC's eighth recipient of the trophy. In 2009, Florida's Tim Tebow won the honor. LSU's Rudy Niswanger won the honor in 2005, Tennessee's Michael Munoz claimed the award in 2004, Matt Stinchcomb of Georgia in 1998, Tennessee's Peyton Manning in 1997, Florida's Danny Wuerffel in 1996 and Brad Culpepper of Florida in 1991 was the league's first recipient.

• More than 3,700 student-athletes were named to the SEC Academic Honor Roll in 2015-16. Members of the SEC Academic Honor Roll must have a 3.0 grade point average for either the previous academic year or his/her academic career at the SEC institution.

FOR THE STUDENT-ATHLETE

• Ole Miss Forrest Gamble of the men's golf team and Alabama's Haylie McCleney of the softball team were named recipients of the 2015-16 H. Boyd McWhorter Southeastern Conference Scholar-Athletes of the Year Awards. The McWhorter Scholar-Athlete Award is the highest honor a student-athlete can receive in the SEC. Each McWhorter Scholar-Athlete Award recipient receives a \$15,000 postgraduate scholarship, while 26 other finalists for the award receive a \$7,500 post-graduate scholarship.

• Texas A&M men's track and field athlete Wade Karam and Alabama gymnast Lauren Beers were named recipients of the 2015-16 Brad Davis SEC Community Service Post-Graduate Scholarship. Each Community Service Leader of the Year receives a \$10,000 post-graduate scholarship while 26 other finalists for the award receive a \$5,000 post-graduate scholarship.

• The SEC was the first conference in the nation to assemble a Student-Athlete Advisory Committee. Two representatives from each of the SEC member schools are selected to serve on the committee which meets twice a year to discuss issues of concern to the student-athlete.

• In May 2016, the SEC introduced new Student-Athlete Leadership Councils in the sports of Football and Men's and Women's Basketball in which, in addition to the Conference's longstanding Student-Athlete Advisory Council, provide student-athletes with additional opportunities to engage with campus leaders and Conference office staff.

• One of Greg Sankey's early actions as commissioner was to create a new position in the SEC office for a Director of Student-Athlete Engagement, with the focus on creating opportunities for current and former SEC student-athletes to participate in Conference leadership and prepare for life after their intercollegiate athletics participation concludes.

COMPLIANCE AND EDUCATION

• The 2004 SEC Task Force Committee on Compliance and Enforcement's report of recommendations represents an important step in establishing a new standard of compliance excellence within the Southeastern Conference. Among the recommendations included in this report is how institutions will handle reports of allegations, strengthening the relationship between the league's institutions and the conference office, developing new orientation programs and establishing an annual review of compliance issues.

• The SEC conducts a New Coaches Orientation Program three times a year, which supplements institutional orientation programs and enhance the professional development of coaches. Topics of discussion range from the role of the SEC and NCAA to the role of athletics in higher education.

THIS IS THE SOUTHEASTERN CONFERENCE

SPORTSMANSHIP

• The SEC has implemented sportsmanship policies meant to strengthen the league's commitment to these principles. The league also developed a sportsmanship statement for its institutions to follow. It states:

"Coaches and student-athletes of a member institution, as well as individuals employed by or associated with that institution, including alumni, fans, patrons and boosters, shall conduct themselves with honesty and good sportsmanship. Their behavior shall at all times reflect the high standards of honor and dignity that characterize participation in the collegiate setting.

"For intercollegiate athletics to promote the character development of participants, to enhance the integrity of higher education and to promote civility in society, coaches, student-athletes and all others associated with these athletics programs and events should adhere to such fundamental values as respect, fairness, civility, honesty and responsibility. These values should be manifested not only in athletics participation but also in the broad spectrum of activities affecting the athletics program.

"It is the responsibility of each member institution to establish policies for sportsmanship and ethical conduct in intercollegiate athletics consistent with the educational mission and goals of the institution. Furthermore, member institutions are responsible for educating on a continuing basis all constituencies about these policies."

• The SEC has an annual Sportsmanship Award that will be awarded to one male and one female student-athlete. Voted on by the league's athletics directors, the award honors student-athletes who, through their actions in the competitive arena of intercollegiate athletics, have demonstrated one or more of the ideals of sportsmanship, including fairness, civility, honesty, unselfishness, respect and responsibility. The recipients of the 2015-16 award were LSU football player Leonard Fournette, Florida women's track and field athlete Lloydricia Cameron and the Kentucky volleyball team and support staff.

IN THE COMMUNITY

• The SEC and its member institutions have partnered with the 11-state Special Olympics organizations in the SEC region. The relationship is featured on public service announcements aired on SEC telecasts, and Special Olympics participate in the Dr Pepper SEC FanFare, held in conjunction with the SEC Football and Basketball Championships.

• The SEC and its corporate sponsors host youth clinics each year in conjunction with several conference events, including the football championship game, the men's basketball tournament, the baseball tournament and the soccer tournament. These clinics provide children from host cities the opportunity to receive instruction from SEC and other area coaches.

• The SEC selects a Community Service Team in each of its 21 sports. The Community Service Team features a representative from each institution who has shown a commitment to community service.

• Jeb Blazevich (Georgia) and Oren Burks (Vanderbilt) were named to the 2016 Allstate AFCA Good Works Team®, one of the most coveted off-the-field honors in college football. The Good Works Team® award is celebrating 25 years of recognizing college football players who dedicate their time to bettering the community and the lives of others.

SEC NATIONAL CHAMPIONSHIPS HISTORY

• The Southeastern Conference won five national championships in 2015-16: Football (Alabama); Equestrian (Auburn); Women's Swimming and Diving (Georgia); Men's Outdoor Track and Field (Florida) and Women's Outdoor Track and Field (Arkansas). The SEC also had national runners-up in six sports: Gymnastics (LSU); Softball (Auburn); Men's Indoor Track and Field (Arkansas); Women's Indoor Track and Field (Arkansas); and Men's Outdoor Track and Field (Arkansas).

• The SEC became the first conference in history to win the national football championship (Florida), the national women's basketball championship (Tennessee) and the national men's basketball championship (Florida) in the same year (2006-07 academic year).

• In its history, the SEC has won 222 national championships, 123 men's and 98 women's titles. Since 2000, the SEC has won 106 national crowns, including 51 men's titles and 54 women's titles.

• In the "big three" men's sports – football, basketball and baseball, the SEC has won 15 national championships during the last 10 academic years. The league has won eight of the last 10 football national championships.

• Since 2006, the SEC has had a national champion in 17 of its 21 sponsored sports – football, men's basketball, baseball, men's indoor track & field, men's outdoor track & field, women's indoor track & field, women's outdoor track & field, women's swimming & diving, gymnastics, women's tennis, men's tennis, men's swimming & diving, equestrian, men's golf, women's golf, softball and women's basketball.

FOR THE FANS

• For the 34th consecutive season, the SEC recorded the largest total football attendance of any conference in the country. The league has led in average attendance during the last 18 consecutive seasons. More than 7.8 million fans attended SEC football games in 2015 while stadiums were filled to 100 percent of capacity.

• The SEC had nearly 2.6 million fans attend its home basketball games during the 2015-16 season. In 233 home contests, SEC teams averaged 11,148 fans per game. Kentucky was first nationally in attendance, averaging 23,362 fans per contest.

• Year after year, the SEC is the leader in college baseball attendance. In 2016, for the sixth consecutive year, the SEC's institutions drew more than 2 million fans, with a nation-leading attendance total of more than 2.4 million fans. The SEC averaged more than 5,000 fans per game (5,076) in 2016. The SEC and its member schools own virtually all regular season, conference tournament, NCAA Regional and Super Regional attendance records.

SECU - COMMITMENT TO THE UNIVERSITY ACADEMIC MISSION

• Using its SECU academic initiative, the Southeastern Conference sponsors, supports and promotes collaborative higher education programs and activities involving administrators, faculty and students at its member universities. SECU is led by the president or chancellor of each SEC university and is managed by the chief academic officer (i.e., provost).

• The goals of the SECU initiative include highlighting the endeavors and achievements of SEC faculty and universities; advancing the merit and reputation of SEC universities outside of the traditional SEC region; identifying and preparing future leaders for high-level service in academia; increasing the amount and type of education abroad opportunities available to SEC students; and providing opportunities for collaboration among SEC university personnel.

• The SEC Academic Collaboration Award is intended to expand student-focused collaboration among SEC universities. It is awarded annually to one SEC institution to support joint activities involving all other SEC universities.

• The SEC Academic Leadership Development Program seeks to identify, prepare and advance academic leaders for roles within SEC institutions and beyond. It has two components, a university-level program and two, three-day, SEC-wide workshops held on specified campuses for all participants.

• The SEC College Tour occurs twice annually, once in the fall and once in the spring, and administrators from all SEC universities participate in events intended to introduce SEC universities to students, parents and high school counselors from outside of the southeast region.

• The SEC Faculty Achievement and Professor of the Year Awards recognize faculty with outstanding records in research and scholarship. There is one winner per campus and one overall winner for the SEC.

• The SEC Faculty Travel Program is intended to enhance collaboration that stimulates scholarly initiatives between SEC universities. The program offers faculty from each SEC university the opportunity to travel to other SEC universities to develop grant proposals and conduct research.

• The SEC MBA Case Competition is held on one SEC campus and features teams of four SEC students who compete to showcase their skills at solving simulated, real-world problems that cover the spectrum of business disciplines.

• The Conference's international/education abroad focus includes the SEC Cooperative Education Abroad Agreement, which provides opportunities for students from all SEC universities to access international programs offered at other SEC universities; the Dr Pepper Education Abroad Awards, which provide scholarship-type funding from longtime SEC corporate sponsor Dr Pepper to under-represented study abroad students; and the engineering exchange program, which enables Italian engineering students from the Politecnico di Torino (PdT) to enroll at SEC universities each fall, and SEC students to study there the following spring.



COLLEGE FOOTBALL PLAYOFF

Every Game Counts

The College Football Playoff preserves the excitement and significance of college football's unique regular season where every game counts.

Four Teams

The selection committee ranks the teams based on championships won, strength of schedule, head-to-head results, comparison of results against common opponents and other factors.

Two Games

The kickoff of the new year belongs to college football, with two semifinal games and four other top bowl games continuing a wonderful tradition.

One Goal

The two teams winning the playoff semifinals compete for the national championship. That game is in a different city each year, always on a Monday night.

Universal Access

Every FBS team has equal access to the College Football Playoff based on its performance. No team automatically qualifies.

Revenue

The format increases revenue for all conferences and independent institutions.

Governance

University presidents and chancellors from all 10 FBS conferences and Notre Dame serve on the CFP Board of Managers and govern the administrative operations, with commissioners (the Management Committee) managing the event. A small staff in the playoff office in Irving, Texas, carries out the detailed responsibilities.

Selection Committee

A talented group of high-integrity individuals with experience as coaches, student-athletes, college administrators and journalists, along with sitting athletics directors, comprise the selection committee. Members of the committee are: Kirby Hocutt (chair), Barry Alvarez, Jeff Bower, Herb Deromedi, Tom Jernstedt, Bobby Johnson, Jeff Long, Rob Mullens, Dan Radakovich, Condoleezza Rice, Steve Wieberg and Tyrone Willingham.

www.collegefootballplayoff.com  /CollegeFootballPlayoff  @cfbplayoff  @cfbplayoff #CFBPlayoff



Selection Committee Responsibilities








- Rank the top 25 teams and assign the top four to semifinals sites.
- Assign teams to New Year's bowls.
 - Create competitive matchups.
 - Attempt to avoid rematches of regular-season games and repeat appearances in specific bowls.
 - Consider geography.

Participants in the New Year's Bowls

Both participants in the Orange, Rose and Sugar Bowls are contracted outside the playoff arrangement (Big Ten and Pac-12 to Rose Bowl; SEC and Big 12 to Sugar Bowl; ACC to Orange Bowl against the highest ranked available team from the SEC, Big Ten and Notre Dame). If a conference champion qualifies for the playoff, then the bowl will choose a replacement from that conference. When those bowls host the semifinals and their contracted conference champions do not qualify, then the displaced champion(s) will play in one of the other New Year's bowls.

When not hosting semifinals, the Cotton, Fiesta and Peach Bowls will welcome displaced conference champions and the top-ranked champion from a non-contract conference. The highest-ranked available teams will fill any other berths. The selection committee will make the pairings.

SCHEDULE

							
2016-17	SEMIFINAL (Dec. 31)	SEMIFINAL (Dec. 31)	SUGAR (Jan. 2)	ROSE (Jan. 2)	ORANGE (Dec. 30)	COTTON (Jan. 2)	TAMPA BAY (Jan. 9)
2017-18	PEACH (Jan. 1)	FIESTA (Dec. 30)	SEMIFINAL (Jan. 1)	SEMIFINAL (Jan. 1)	ORANGE (Dec. 30)	COTTON (Dec. 30)	ATLANTA (Jan. 8)
2018-19	PEACH (Dec. 29)	FIESTA (Jan. 1)	SUGAR (Jan. 1)	ROSE (Jan. 1)	SEMIFINAL (Dec. 29)	SEMIFINAL (Dec. 29)	BAY AREA (Jan. 7)
2019-20	SEMIFINAL (Dec. 28)	SEMIFINAL (Dec. 28)	SUGAR (Jan. 1)	ROSE (Jan. 1)	ORANGE (Jan. 1)	COTTON (Dec. 28)	NEW ORLEANS (Jan. 13)

2016 - 2017



FBA Schedule

Date	Time [ET]	Game	Network
Sat, Dec 17	2:00 p.m.	Gildan New Mexico Bowl	ESPN
	3:30 p.m.	Las Vegas Bowl	ABC
	5:30 p.m.	Raycom Media Camellia Bowl	ESPN
	5:30 p.m.	AutoNation Cure Bowl	CBS
	9:00 p.m.	R+L Carriers New Orleans Bowl	ESPN
Mon, Dec 19	2:30 p.m.	Miami Beach Bowl	ESPN
Tues, Dec 20	7:00 p.m.	Marmot Boca Raton Bowl	ESPN
Wed, Dec 21	9:00 p.m.	SDCCU Poinsettia Bowl	ESPN
Thurs, Dec 22	7:00 p.m.	Famous Idaho Potato Bowl	ESPN
Fri, Dec 23	1:00 p.m.	Popeyes Bahamas Bowl	ESPN
	4:30 p.m.	Lockheed Martin Armed Forces Bowl	ESPN
	8:00 p.m.	GoDaddy Bowl	ESPN
Sat, Dec 24	8:00 p.m.	Hawaii Bowl	ESPN
Mon, Dec 26	11:00 a.m.	St. Petersburg Bowl	ESPN
	2:30 p.m.	Quick Lane Bowl	ESPN
	5:00 p.m.	Camping World Independence Bowl	ESPN2
Tues, Dec 27	12:00 p.m.	Zaxby's Heart of Dallas Bowl	ESPN
	3:30 p.m.	Military Bowl Presented by Northrop Grumman	ESPN
	7:00 p.m.	Holiday Bowl	ESPN
	10:15 p.m.	Cactus Bowl	ESPN
Wed, Dec 28	2:00 p.m.	New Era Pinstripe Bowl	ESPN
	5:30 p.m.	Russell Athletic Bowl	ESPN
	8:30 p.m.	Foster Farms Bowl	FOX
	9:00 p.m.	AdvoCare V100 Texas Bowl	ESPN
Thurs, Dec 29	2:00 p.m.	Birmingham Bowl	ESPN
	5:30 p.m.	Belk Bowl	ESPN
	9:00 p.m.	Valero Alamo Bowl	ESPN
Fri, Dec 30	12:00 p.m.	AutoZone Liberty Bowl	ESPN
	2:00 p.m.	Hyundai Sun Bowl	CBS
	TBA	Nova Home Loans Arizona Bowl	TBA
	3:30 p.m.	Franklin American Mortgage Music City Bowl	ESPN
	8:00 p.m.	Capital One Orange Bowl	ESPN
Sat, Dec 31	11:00 a.m.	Buffalo Wild Wings Citrus Bowl	ABC
	11:00 a.m.	TaxSlayer Bowl	ESPN
	3 p.m. or 7 p.m.	CFP Semifinal at the Chick-fil-A Peach Bowl	ESPN
	3 p.m. or 7 p.m.	CFP Semifinal at the Fiesta Bowl	ESPN
Mon, Jan 2	1:00 p.m.	Outback Bowl	ABC
	1:00 p.m.	Goodyear Cotton Bowl Classic	ESPN
	5:00 p.m.	Rose Bowl Game Presented by Northwestern Mutual	ESPN
	8:30 p.m.	Allstate Sugar Bowl	ESPN
Mon, Jan 9	8:30 p.m.	CFP National Championship	ESPN