



ALABAMA

CRIMSON TIDE FOOTBALL

16 NATIONAL CHAMPIONSHIPS | 119 FIRST TEAM ALL-AMERICANS | 63 BOWL APPEARANCES | 35 BOWL VICTORIES | 25 SEC CHAMPIONSHIPS

1/1/1 ALABAMA (10-0, 7-0 SEC)

Sept. 3	vs. 20/17 USC (ABC)	W, 52-6
Sept. 10	UR/RV Western Kentucky (ESPN2)	W, 38-10
Sept. 17	*at 19/17 Ole Miss (CBS)	W, 48-43
Sept. 24	Kent State (SEC Network)	W, 48-0
Oct. 1	*Kentucky (ESPN)	W, 34-6
Oct. 8	*at 16/18 Arkansas (ESPN)	W, 49-30
Oct. 15	*at 9/11 Tennessee (CBS)	W, 49-10
Oct. 22	*6/6 Texas A&M (CBS)	W, 33-14
Nov. 5	*at 15/14 LSU (CBS)	W, 10-0
Nov. 12	*Mississippi State (ESPN)	W, 51-3
Nov. 19	Chattanooga (ESPN2)	6:05 p.m.
Nov. 26	*Auburn (CBS)	2:30 p.m.

CHATTANOOGA (8-2, 6-2 SoCON)

Sept. 1	Shorter	W, 66-0
Sept. 10	Presbyterian College	W, 34-0
Sept. 17	*at Furman (ESPN3/CW)	W, 21-14
Sept. 24	*Samford	W, 41-21
Oct. 10	*at East Tennessee State	W, 37-7
Oct. 8	*Mercer	W, 52-31
Oct. 15	*at The Citadel (Fox Sports SE)	L, 14-22
Oct. 22	*VMI	W, 30-13
Oct. 29	*at Western Carolina (CW Chattanooga)	W, 38-25
Nov. 12	*Wofford	L, 28-36
Nov. 19	at 1/1/1 Alabama (ESPN2)	6 p.m.

*Conference Game

All times are Central and subject to change

Rankings listed are College Football Playoff/Associated Press/Amway Coaches

ON THE AIR

TELEVISION

ESPN2

Play-by-Play: Dave Neal

Color Analyst: Matt Stinchcomb

Sideline: Olivia Harlan



RADIO

Crimson Tide Sports Network

Play-by-Play: Eli Gold

Color Analyst: Phil Savage

Sideline: Chris Stewart



SATELLITE RADIO

CTSN on Sirius: 138

CTSN on XM: 190



(10-0, 7-0 SEC)

ALABAMA
CRIMSON TIDE

GAME 11

Date Saturday, Nov. 19
 Time 6:05 p.m. CT
 Location Tuscaloosa, Ala.
 Venue Bryant-Denny Stadium
 Capacity 101,821
 Television ESPN2
 Series Record UA leads 12-0
 Last Meeting Nov. 23, 2013
 Alabama 49, Chattanooga 0



(8-2, 6-2 SoCON)

CHATTANOOGA
MOCS

THE GAME: The No. 1/1/1 University of Alabama football team faces the Chattanooga Mocs in the Tide's final non-conference matchup of 2016 season. The meeting between the Crimson Tide and Mocs is scheduled for a 6 p.m. CT kickoff on ESPN2. Dave Neal and Matt Stinchcomb will call the game from the booth with Olivia Harlan on the sidelines. Eli Gold and Phil Savage will handle the radio call on the Crimson Tide Sports Network, with Chris Stewart serving as the sideline reporter.

RANKINGS: Alabama remains No. 1 in both the Associated Press and Amway Coaches polls and the College Football Playoff rankings this week following last Saturday's 51-3 win over Mississippi State.

CHATTANOOGA: The Mocs enter Saturday's contest with an 8-2 overall record and a 6-2 mark in the Southern Conference. Chattanooga opened the season with non-conference home wins over Shorter, 66-0, on Sept. 1 and Presbyterian, 34-0, on Sept. 10. The Mocs then won four straight Southern Conference games over Furman, 21-14, on Sept. 17; Samford, 41-21, on Sept. 24; East Tennessee State, 37-7, on Oct. 10 and Mercer, 52-31, on Oct. 8 before falling to The Citadel, 22-14, on Oct. 15. Chattanooga rebounded with wins over VMI, 30-13, on Oct. 22 and Western Carolina, 38-25, on Oct. 29. Most recently, Chattanooga fell to Wofford, 36-28, on Nov. 12. Chattanooga is led by head coach Russ Huesman, who has an eight-year career record of 58-35 at Chattanooga.

SERIES HISTORY: Alabama has won all 12 meetings with Chattanooga, including a 49-0 victory in 2013. The Crimson Tide own an 9-0 record in Tuscaloosa against the Mocs and a 3-0 mark in Birmingham. Alabama head coach Nick Saban is 2-0 all-time vs. Chattanooga, with wins in 2009 (45-0) and 2013.

NEXT GAME: Alabama will host Auburn to close out the 2016 regular season. The matchup will be the 81st meeting overall between the Tide and Tigers, with UA owning the 44-35-1 advantage in the series. Most recently, Alabama claimed a 29-13 victory at Auburn to clinch the SEC Western Division title and close out the 2015 regular season. Alabama head coach Nick Saban is 8-6 in his career against the Auburn Tigers. Saban is 5-3 in Iron Bowl games as the head coach at Alabama, including a 3-1 mark at Bryant-Denny Stadium.

CRIMSON TIDE FOOTBALL MEDIA SERVICES

Monday	Tuesday	Wednesday	Thursday	Friday	Saturday	Sunday
MEDIA DAY 12 p.m. - Coach Saban 12:30 p.m. - Players 4 p.m. - Viewing	PRACTICE 3:40 p.m. - Viewing	SEC COACHES TELECONFERENCE 10:40 a.m. PRACTICE 1 p.m. - Players 3:40 p.m. - Viewing 6 p.m. - Coach Saban	NO MEDIA AVAILABILITY	NO MEDIA AVAILABILITY	CHATTANOOGA 6 p.m. CT ESPN2	OFF DAY



@ALABAMAFTBL



@ALABAMAFBL



@ALABAMAFTBL

MONDAY

12 p.m. CT - Coach Saban Press Conference – Alabama head coach Nick Saban will be available to the media for his weekly press conference in the Naylor Stone Media Room in the Mal Moore Building at 12 p.m. The audio of Coach Saban’s media briefing can also be heard by teleconference by calling 1-800-973-1544 (password is U of A). Selected players that have been requested 24 hours in advance will be available in the Naylor Stone Media Room following Coach Saban’s press conference at 12:30 p.m. Player requests should be made by contacting Josh Maxson or Alex Thompson. Josh can be reached by e-mail (jmaxson@ia.ua.edu) or phone (205) 348-3631. Alex can be reached by e-mail (athompson@ia.ua.edu) or phone (205) 348-6084. Requests must be made no later than 5 p.m. CT on Sunday.

MONDAY PRESS CONFERENCE SCHEDULE

12 p.m. Coach Saban
 12:30 p.m. Selected Players

3 p.m. CT – Game notes and press conference quotes/video posted on RollTide.com.

4 p.m. – Practice at the Thomas-Drew Practice Fields (limited viewing period at beginning; no media availability following practice).

TUESDAY

1 p.m. CT – Selected players available in the Naylor Stone Media Room.

3:40 p.m. – Practice at the Thomas-Drew Practice Fields (limited viewing period at beginning).

WEDNESDAY

10 a.m.-12:10 p.m. – SEC Weekly Teleconference – Nick Saban (10:40-10:50 a.m.) - 1-877-381-5694 (Confidential). Contact SEC Office 1-205-458-3000 for weekly passcode to access the call.

3:40 p.m. – Practice at the Thomas-Drew Practice Fields (limited viewing period at beginning).

6 p.m. – Coach Saban available to the media following practice in the Naylor Stone Media Room.

THURSDAY

No media availability

FRIDAY

No media availability

ON THE INTERNET

RollTide.com – Alabama’s official athletics web site serves as a resource for in-depth information on current and historical Crimson Tide student-athletes, coaches and teams. The football page includes links to rosters, coaching staff, notes packages, practice reports and schedules as well as Tide TV and all of Alabama’s rich football history and tradition.

SECsportsmedia.com – Media covering the Southeastern Conference have its own web site to get the latest information on the league. Through the services of Sports Systems, Inc., the site has the latest updated standings, results, schedules, statistics, notes and PDF versions of all SEC releases and media guides. On the site, the SEC has a digital image platform that provides access to the SEC’s latest photographs, images, logos and links to all of the SEC school media web sites and home pages.

CRIMSON TIDE VIDEO FTP: Links to download footage for broadcast television use only will be emailed when footage is made available. For questions or to be added to the list, please contact Christopher England by e-mail at cengland@ia.ua.edu.

ALABAMA PLAYERS: Interview requests for Alabama players should be made through Alex Thompson (athompson@ia.ua.edu). Player interviews are usually conducted at Monday’s press conference beginning at 12:30 p.m., before practice on Tuesday and after practice on Wednesday. All player requests for Monday’s press conference need to be made by 5 p.m. on the Sunday before, so proper notice can be given to the players. Players are off limits for interviews beginning Thursday.

GAME CREDENTIALS: Media should apply for credentials at www.RollTide.com/media. All credentials are held at media will call, which is located in the northwest corner of Bryant-Denny Stadium at Ticket Window 8 which is located next to Gate 3. The media will call window opens three hours prior to kickoff. Any questions can be directed to Roots Woodruff.

ALABAMA ATHLETICS COMMUNICATIONS

Phone: 205-348-6084

Fax: 205-348-8841

Director of Football Communications:
 Josh Maxson (Coach Saban)
 Office: 205-348-3631
 e-mail: jmaxson@ia.ua.edu

Assistant Director of Athletics Communications:
 Todd Bell (Notes/Football Players)
 Phone: 972-825-6686
 e-mail: tbell@ia.ua.edu

Associate Director of Athletics Communications:
 Roots Woodruff (Football Credentials)
 Phone: 205-394-2758
 e-mail: rwoodruff@ia.ua.edu

Senior Associate Athletics Director for Athletics Communications:
 Douglas Walker (Logistics)
 Phone: 205-310-8682
 e-mail: dwalker@ia.ua.edu

Assistant Director of Athletics Communications:
 Alex Thompson (Football Players/Notes)
 Phone: 440-666-7615
 e-mail: athompson@ia.ua.edu

Assistant Director of Athletics Communications:
 Nathan Sheehan
 Phone: 847-846-9894
 e-mail: nsheehan@ia.ua.edu

Director of Athletics Communications:
 Jessica Paré (Football Program)
 Phone: 205-394-5985
 e-mail: jpare@ia.ua.edu

Associate Director of Athletics Communications:
 Aaron Jordan (Football Statistics)
 Phone: 205-913-1979
 e-mail: ajordan@ia.ua.edu

STREAKING: Alabama owns the longest winning streak in the Football Bowl Subdivision, having won 22 consecutive games dating back to last season (a loss on Sept. 19, 2015, vs. Ole Miss). The 22-game streak is the third-longest in school history (28 games twice: 1991-93 & 1978-80) and is the longest under the direction of head coach Nick Saban (previous long: 19 games in 2009-10). During this stretch, the Crimson Tide have won 10 games at Bryant-Denny Stadium, eight straight road matchups and four consecutive neutral-site contests while going 15-0 against teams from the Southeastern Conference. Alabama has outscored its opponents by 550 points (829-279; 37.7-12.7), an average of 25 points per game, during the streak.

SABAN'S 46TH GAME AS AP No. 1 AT ALABAMA: Saturday's game against Chattanooga will be Nick Saban's 46th career game coaching Alabama as the Associated Press No. 1 team. That will tie him with Ohio State's Woody Hayes (46). Saban is 40-5 (.889) in his previous 45 games, which is tied with Bowden and Hayes for the most wins coaching the No. 1 team. Bowden was 40-5 at Florida State as No. 1 and Hayes went 40-6 with Ohio State. The difference is Saban is in his 10th season at Alabama and Bowden spent 34 seasons at FSU and Hayes was at OSU for 28. The Crimson Tide have been ranked No. 1 in 33.8 percent of its 133 games coach by Saban. By comparison, Florida State was No. 1 in 10.8 percent of the 417 games Bowden coached and Ohio State was No. 1 in 16.7 percent of the 276 games coached by Hayes.

ALABAMA AS THE NATION'S NO. 1: The University of Alabama has played 69 games as the nation's top-ranked team since the inception of the Associated Press poll in 1936. In those games the Crimson Tide boasts a 59-10 (.855) record. Those numbers get even more impressive when you look at the 10 seasons under the direction of head coach Nick Saban (2007-present). Since the ninth game of the 2008 season (111 games), Alabama has played 45 games while being ranked No. 1, posting a 40-5 (.889) record during that span.

10-WIN SEASONS: With the 51-3 victory over Mississippi State on Nov. 12, Alabama reached the 10-win milestone for the ninth consecutive season. The nine straight years with 10 wins extends the school record. The previous total for most consecutive 10-win seasons was five, set by coach Paul "Bear" Bryant's teams from 1971-75. In 121 seasons, the Tide has won 10 or more games 36 times, equaling Oklahoma for the most 10-win seasons in college football history. Alabama has produced 11 10-win seasons since 2002 (2002, 2005, 2008-2016). Bryant had a school-record 13 10-win seasons at Alabama, while Saban is second with nine.

SEC WESTERN DIVISION TITLE: Alabama's 51-3 win over Mississippi State coupled with Auburn's 13-7 loss at Georgia on Nov. 12, clinched Alabama's 12th SEC Western Division title. The Crimson Tide will represent the Western Division against SEC Eastern Division champion in the SEC Championship Game to be played Saturday, Dec. 3, at The Georgia Dome in Atlanta. Alabama will be making its 11th appearance in the SEC Championship game this week with the Crimson Tide holding a record of 6-4 in 10 previous appearances.

ALABAMA FOOTBALL

QUICK FACTS

Location	Tuscaloosa, Ala.
Enrollment	37,655
Founded	April 12, 1831
Conference	Southeastern (West)
Colors	Crimson and White
Nickname	Crimson Tide
President	Dr. Stuart Bell
Athletic Director	Bill Battle
Faculty Athletics Representative	Dr. James King

FOOTBALL HISTORY

First Season	1892
All-Time Record	874-326-43 (.720)
All-Time SEC Record	393-167-20 (.695)
National Championships	16
SEC Championships	25
First Team All-Americans	119 players, 153 times
First Team All-Conference	239 players, 319 times
Bowl Appearances	63
Bowl Victories	35

COACHING STAFF

Head Coach	Nick Saban
Alma Mater	Kent State, 1973
Collegiate Career Record (Years)	201-60-1 (21st)
Alabama Record (Years)	110-18 (10th)
Offensive Coordinator	Lane Kiffin
Alma Mater	Fresno State, 1998
Defensive Coordinator	Jeremy Pruitt
Alma Mater	West Alabama, 1999

TEAM INFORMATION

2015 Overall Record	14-1
2015 SEC Record/Finish	7-1/First (West)
2015 Bowl	Goodyear Cotton Bowl (CFP Semifinal)
Bowl Result	Alabama 38, Michigan State 0
CFP Championship	Alabama 45, Clemson 40
Final Ranking	No. 1 Associated Press
	No. 1 USA TODAY Coaches

2016 SOUTHEASTERN CONFERENCE STANDINGS

EASTERN DIVISION

School	Overall	SEC
Florida	7-2	5-2
Tennessee	7-3	3-3
Georgia	6-4	4-4
Kentucky	5-5	4-4
South Carolina	5-5	3-5
Missouri	3-7	1-5
Vanderbilt	4-6	1-5

WESTERN DIVISION

School	Overall	SEC
%Alabama	10-0	7-0
Auburn	7-3	5-2
LSU	6-3	4-2
Texas A&M	7-3	4-3
Arkansas	6-4	2-4
Ole Miss	5-5	2-4
Mississippi State	4-6	2-4

% -- SEC Division Champion



PRONUNCIATION GUIDE

#65 DEONTE Brown	dee-ON-tay
#48 MEKHI Brown	Muh-KI
#5 SHYHEIM Carter	sheh-HEEM
#11 Gehrig DIETER	DEE-ter
#7 TREVON Diggs	TRAY-von
#43 Lawrence EREKOSIMA	O-seem-uh
#87 Miller FORRISTALL	FOUR-is-tall
#24 TERRELL Hall	TEAR-uhl
#63 J.C. HASSENAUER	HAAS-en-our
#81 Derek KIEF	Keef
#78 KORREN KIRVEN	CORE-in CURVE-in
#84 Hale HENTGES	HEN-ches
#19 XAVIAN Marks	Zay-V-an
#92 Andy PAPANASTOS	pop-uh-NASS-tis
#94 DA'RON Payne	DA-Ron
#72 Richie PETITBON	PETTY-bone
#71 Ross PIERSCHBACHER	PEERSCH-baker
#13 ArDARIUS Stewart	R-darius
#14 DEIONTE Thompson	dee-ON-tay

PRESEASON HONORS

Jonathan Allen

First Team Preseason All-America (Athlon)
 First Team Preseason All-America (Phil Steele)
 First Team Preseason All-America (Sporting News)
 First Team Preseason All-America (CBS Sports)
 Bednarik Award Watch List
 Ronnie Lott IMPACT Trophy Watch List
 Nagurski Trophy Watch List
 Rotary Lombardi Award Watch List

Ryan Anderson

Butkus Award Watch List
 Rotary Lombardi Award Watch List

Reuben Foster

Second Team Preseason All-America (Athlon)
 Second Team Preseason All-America (Phil Steele)
 Second Team Preseason All-America (Sporting News)
 Second Team Preseason All-America (CBS Sports)
 Bednarik Award Watch List
 Butkus Award Watch List
 Nagurski Trophy Watch List
 Rotary Lombardi Award Watch List

Adam Griffith

Lou Groza Award Watch List

Da'Shawn Hand

Fourth Team Preseason All-America (Phil Steele)
 Rotary Lombardi Award Watch List

Damien Harris

Fourth Team Preseason All-America (Phil Steele)
 Doak Walker Award Watch List

O.J. Howard

First Team Preseason All-America (Phil Steele)
 Second Team Preseason All-America (Sporting News)
 Second Team Preseason All-America (CBS Sports)
 Fourth Team Preseason All-America (Athlon)
 Mackey Award Watch List
 Maxwell Award Watch List
 Wuerffel Award Watch List
 Rotary Lombardi Award Watch List
 Allstate/AFCA Good Works Team Nominee

Da'Ron Payne

Rotary Lombardi Award Watch List

Marlon Humphrey

Third Team Preseason All-America (Phil Steele)
 Nagurski Trophy Watch List

Eddie Jackson

Second Team Preseason All-America (Athlon)
 Second Team Preseason All-America (Phil Steele)
 Second Team Preseason All-America (Sporting News)
 Bednarik Award Watch List
 Walter Camp Player of the Year Award Watch List
 Ronnie Lott IMPACT Trophy Watch List
 Nagurski Trophy Watch List
 Jim Thorpe Award Watch List

Calvin Ridley

First Team Preseason All-America (Athlon)
 First Team Preseason All-America (Phil Steele)
 First Team Preseason All-America (Sporting News)
 First Team Preseason All-America (CBS Sports)
 Biletnikoff Award Watch List
 Maxwell Award Watch List

Cam Robinson

First Team Preseason All-America (Athlon)
 First Team Preseason All-America (Phil Steele)
 First Team Preseason All-America (Sporting News)
 First Team Preseason All-America (CBS Sports)
 Outland Trophy Watch List
 Rotary Lombardi Award Watch List

Bo Scarbrough

Doak Walker Award Watch List

JK Scott

First Team Preseason All-America (Athlon)
 First Team Preseason All-America (Phil Steele)
 First Team Preseason All-America (CBS Sports)
 Ray Guy Award Watch List
 Wuerffel Trophy Watch List

Dalvin Tomlinson

Second Team Preseason All-America (Sporting News)
 Rotary Lombardi Award Watch List

Tim Williams

First Team Preseason All-America (Phil Steele)
 First Team Preseason All-America (CBS Sports)
 Fourth Team Preseason All-America (Athlon)
 Bednarik Award Watch List
 Ronnie Lott IMPACT Trophy Watch List
 Nagurski Trophy Watch List
 Butkus Award Watch List
 Rotary Lombardi Award Watch List

FOUR STRAIGHT VS. RANKED TEAMS: Alabama became just the third top-ranked team in the poll era to win four straight games against ranked opponents when they knocked off No. 15 LSU on Nov. 5. The Tide knocked off No. 16 Arkansas (49-30), No. 9 Tennessee (49-10), No. 6 Texas A&M (33-14) and the Tigers (10-0). In 1943, No. 1 Notre Dame played ranked opponents in four straight games and beat them all. In 2001, No. 1 Miami had a four-game winning streak against ranked opponents over a five-week span that included an open date.

FACING OFF WITH THE BEST: The Crimson Tide has the fourth-toughest schedule in college football this season per ESPN.com's preseason College Football Power Index, trailing only Southern California, Ole Miss and Florida State. Alabama will, by season's end, face off with nine teams who participated in a bowl game a season ago and will have met four teams ranked in the preseason Associated Press Top 25.

BEATING THE BEST: The Crimson Tide is 45-12 (.789) against the Associated Press top 25, including a 24-6 (.800) mark against AP top-10 teams since the start of 2008. This season, the Tide has faced six teams ranked in the AP poll, defeating then-No. 20 USC, 52-6, then-No. 19 Ole Miss, 48-43, then-No. 16 Arkansas, 49-30, then-No. 9 Tennessee, 49-10, then-No. 6 Texas A&M, 33-14 and, most recently, then-No. 15 LSU, 10-0, by an average score of 40.1-17.2. Alabama is scheduled for one more matchup against a team currently in the top 25 (No. 18 Auburn). Alabama finished 8-1 in 2015 against the AP top 25 after going 5-2 in 2014, 3-2 in 2013 and 5-1 in 2012. The Tide held a 4-1 mark vs. top-25 teams in 2011 and went 5-3 in 2010.

SCORING SUCCESS: Alabama leads the SEC in scoring offense (41.2 points per game) and scoring defense (12.2 ppg). Nationally, the Tide ranks 14th in scoring offense and second in scoring defense.

ALWAYS IN THE HUNT: Since the 2008 season, Alabama has played in only three regular season games that did not have national championship implications. Following the Crimson Tide's 24-21 loss to LSU in 2010, Alabama was essentially eliminated from a chance to remain in the national championship discussion. The final three games of that season mark the only three regular season contests without national championship implications during this span.

13 STRAIGHT VS. RANKED TEAMS: Alabama has won 13 straight games vs. ranked opponents, the longest streak since Southern California won 16 straight from 2002-05 under Pete Carroll and the third-longest run all-time. The streak began at Georgia (Oct. 3) last season with a 38-10 win over the No. 8 Bulldogs in Athens. In those 13 games, the Tide is 7-0 against top-10 teams and 3-0 vs. the top five (LSU, Michigan State and Clemson). The Tide's last loss to a top-25 team was Sept. 19, 2015, against Ole Miss (37-43).

Consecutive Wins Against Ranked Teams in AP Poll History (since 1936)

Team	Wins	Seasons
1. USC	16	2002-05
2. Oklahoma	15	1973-75
3. ALABAMA	13	2015-present
4. Miami (Fla.)	12	2000-02
USC	12	1977-80
Oklahoma	12	1953-58

COACHING ASSIGNMENTS

Burton Burns - Associate Head Coach/Running Backs/Special Teams	Sideline
Mario Cristobal - Assistant Head Coach/Tackles & Tight Ends	Sideline
Karl Dunbar - Defensive Line	Sideline
Brent Key - Offensive Line/Centers & Guards	Sideline
Lane Kiffin - Offensive Coordinator/Quarterbacks	Sideline
Tosh Lupoi - Co-Defensive Coordinator/Outside Linebackers	Sideline
Jeremy Pruitt - Defensive Coordinator/Inside Linebackers	Sideline
Derrick Ansley - Secondary	Booth
Billy Napier - Wide Receivers	Booth

ALABAMA HAS MOST WINS SINCE 2008: Dating back to the start of the 2008 season, Alabama has won 108 games, the most in the Football Bowl Subdivision. The Tide won 12 games in 2008, followed by a perfect 14-0 record in 2009, a 10-3 mark in 2010 and a 12-1 record in 2011. Alabama finished 13-1 in 2012, 11-2 in 2013, 12-2 in 2014 and 14-1 in 2015. Boise State is second with 99 wins.

Total Wins (since 2008)

Team	Wins	2008+09+10+11+12+13+14+15+16
1. ALABAMA	108	12+14+10+12+13+11+12+14+10
2. Boise State	99	12+14+12+12+11+8+12+9+9
3. Oregon	92	10+10+12+12+12+11+13+9+3
4. TCU	87	11+12+13+11+7+5+12+11+5
5. Ohio State	86	10+11+0*+6+12+12+14+12+9

*-12 wins vacated due to NCAA sanctions

THE FRIENDLY CONFINES OF BRYANT-DENNY STADIUM: Alabama has won 25 of the last 26 games at its home stadium. Prior to the Sept. 19, 2015, loss to Ole Miss, the Crimson Tide had not lost a game at home since falling to Texas A&M in 2012. Alabama boasts the sixth-best all-time home winning percentage in the FBS at .822 (250-53-3) at Bryant-Denny Stadium since the stadium opened in 1929. Houston's TDECU Stadium, which opened in 2014, is the leader an .850 percentage (17-3). while Marshall's Joan C. Edwards Stadium (1991) is second with an .839 percentage (151-29). Georgia Southern's Paulson Stadium, which opened in 1984 is third at .837 (185-36), while Boise State's Albertsons Stadium (1970) is fourth with an .827 (253-53) mark and Baylor's McLane Stadium (2014) is fifth with an .824 percentage (14-3), just ahead of Alabama.

Home Winning Percentage (Current Stadium)

School	Stadium Name (Opened)	Record (Percentage)
1. Houston	TDECU Stadium (2014)	17-3 (.850)
2. Marshall	Joan C. Edwards Stadium (1991)	151-29 (.839)
3. Georgia Southern	Paulson Stadium (1984)	185-36 (.837)
4. Boise State	Albertsons Stadium (1970)	253-53 (.827)
5. Baylor	McLane Stadium (2014)	14-3 (.824)
6. ALABAMA	BRYANT-DENNY STADIUM (1929)	250-53-3 (.822)

NON-OFFENSIVE TDs IN THE SABAN ERA: Jonathan Allen's 30-yard fumble return vs. Texas A&M on Oct. 22 marked the 56th non-offensive touchdown of the Nick Saban era and the 12th for the Crimson Tide this season, extending the Crimson Tide's single-season record under Saban. Alabama scored at least one touchdown on defense or special teams in the first eight games this season, including multiple non-offensive scores in the first three SEC road contests this season (Ole Miss, Arkansas and Tennessee). Alabama scored a non-offensive touchdown in 10 consecutive games dating back to the CFP semifinal vs. Michigan State on Dec. 31, 2015, and had 14 non-offensive touchdowns in that span – four interceptions, four punt returns, five fumble recoveries and a kickoff return. The streak was snapped in the Tide's 10-0 win over LSU on Nov. 5.

Non-Offensive TDs in the Saban Era

Season	INT	FR	KOR	PR	BkPR	Totals
2016	4	5	—	3	—	12
2015	4	—	1	4	1	10
2014	—	1	—	—	—	1
2013	3	—	1	2	1	7
2012	1	1	1	—	—	3
2011	3	—	—	1	1	5
2010	2	—	1	—	1	4
2009	2	1	—	1	—	4
2008	4	1	—	4	—	9
2007	—	—	—	1	—	1
TOTALS	23	9	4	16	4	56

ALABAMA IN THE AP POLL

Alabama has been ranked in 754 of the 1,116 *Associated Press* college football polls since 1936, according to the AP Poll Archive. The Crimson Tide owns a 463-127-8 (.781) all-time record in games when ranked in the *Associated Press* college football poll, including a 105-15 (.875) mark under head coach Nick Saban. The Crimson Tide is also ranked in the AP poll for the 141st consecutive week, topping its previous streak set in the mid-1990s when UA was ranked for 71 straight weeks under head coach Gene Stallings. Alabama has started five seasons at No. 1 (2016, 2013, 2010, 1978, 1966).

ASSOCIATED PRESS TOP 25 (NOV. 13)

Rank	Team (FPV)	Record	Points	Previous Rank
1	ALABAMA (61)	10-0	1,525	1
2	Ohio State	9-1	1,455	6
3	Louisville	9-1	1,357	5
4	Michigan	9-1	1,323	2
5	Clemson	9-1	1,304	3
6	Wisconsin	8-2	1,214	7
7	Washington	9-1	1,150	4
8	Oklahoma	8-2	1,064	9
9	Penn State	8-2	961	12
10	West Virginia	8-1	920	11
11	Utah	8-2	807	13
12	Colorado	8-2	797	16
13	Oklahoma State	8-2	659	17
14	Western Michigan	10-0	634	14
15	USC	7-3	584	NR
16	LSU	6-3	582	19
17	Florida State	7-3	569	20
18	AUBURN	7-3	543	8
19	Nebraska	8-2	504	21
20	Washington State	8-2	501	23
21	Florida	7-2	435	22
22	Boise State	9-1	315	24
23	TEXAS A&M	7-3	238	10
24	San Diego State	9-1	97	NR
25	Troy	8-1	63	NR

Others Receiving Votes: Houston 49, North Carolina 40, Virginia Tech 36, **TENNESSEE 21**, Navy 20, Stanford 16, **WESTERN KENTUCKY 11**, Pittsburgh 9, USF 8, **ARKANSAS 7**, Iowa 4, **OLE MISS 2**, Minnesota 1.

2016 Opponents in **BOLD**

SABAN AMONG THE BEST

TOP WINNING PERCENTAGE (DIVISION I) BY ACTIVE COACHES (10 YEARS)

Urban Meyer	Ohio State (13th)	163-28	.853
Chris Petersen	Washington (11th)	115-25	.821
Bob Stoops	Oklahoma (18th)	187-48	.796
NICK SABAN	ALABAMA (21st)	201-60-1	.769
Gary Patterson	TCU (17th)	147-51	.742

ALABAMA IN THE COACHES POLL

The Crimson Tide has enjoyed much success in the coaches rankings over the past half century. The United Press International debuted the coaches poll in 1950 and ran the poll through the 1990 season. *USA TODAY* has administered the poll for the past 26 seasons (1991-2016), and in 2014, Amway became the title sponsor. Alabama was ranked No. 1 in the 2010 preseason coaches' poll after starting out the 2009 preseason poll at No. 5. Alabama remained in the top five the entire season, reaching No. 1 after defeating Florida in the SEC Championship and holding the position to claim the national championship after defeating Texas in Pasadena. The Tide then claimed the No. 1 spot to close out the 2011, 2012 and 2015 seasons, while beginning at No. 1 in 2016. The Tide has compiled five UPI (1961, 1964, 1973 & 1979) and five *USA TODAY* (1992, 2009, 2011, 2012 & 2015) coaches poll national titles.

AMWAY COACHES TOP 25 (NOV. 13)

Rank	Team (FPV)	Record	Points	Previous Rank
1	ALABAMA (63)	10-0	1,575	1
2	Ohio State	9-1	1,495	5
3	Louisville	9-1	1,418	6
4	Michigan	9-1	1,332	3
5	Clemson	9-1	1,318	2
6	Wisconsin	8-2	1,231	7
7	Washington	9-1	1,190	4
8	Oklahoma	8-2	1,147	9
9	West Virginia	8-1	994	10
10	Penn State	8-2	923	14
11	Utah	8-2	909	12
12	Colorado	8-2	861	15
13	Oklahoma State	8-2	745	17
14	LSU	6-3	572	19
15	Florida State	7-3	559	18
16	AUBURN	7-3	542	8
17	Nebraska	8-2	541	20
18	Florida	7-2	538	16
19	USC	7-3	473	26
20	Washington State	8-2	438	23
21	Western Michigan	10-0	431	21
22	TEXAS A&M	7-3	396	11
23	Boise State	9-1	355	24
24	North Carolina	7-3	114	13
25	San Diego State	9-1	112	27

Others Receiving Votes: Houston 60, Navy 43, USF 43, Virginia Tech 39, Troy 28, **TENNESSEE 20**, Stanford 16, Pittsburgh 6, **ARKANSAS 5**, Toledo 3, Baylor 2, Iowa 1.

2016 Opponents in **BOLD**

NON-OFFENSIVE WINS: Alabama's defense and special teams has outscored the Crimson Tide's opponent in four games this season. In the season opener, Marlon Humphrey's 18-yard interception return accounted for seven of the Tide's 52 points, while the Trojans managed two field goals. Against Kent State, Xavian Marks' 75-yard punt return for a touchdown was the difference in Alabama's shutout victory. The defense once again proved to be enough against Kentucky with Ronnie Harrison's 55-yard fumble return going for seven points in a 34-6 win over the Wildcats. Defense and special teams provided two touchdowns in a 49-10 win over Tennessee on Oct. 15.

TIDE LEADS THE NATION IN NON-OFFENSIVE TOUCHDOWNS: Alabama's 12 non-offensive touchdowns in 2016 tops the Football Bowl Subdivision. Ohio State and Houston have six, Akron has five and Michigan has four non-offensive scores. The Crimson Tide scored at least one non-offensive touchdown in 10 consecutive games dating from the CFP semifinal vs. Michigan State on Dec. 31, 2015 through the Texas A&M game on Oct. 22, 2016, and has tallied 22 non-offensive TDs in its last 21 games dating back to the Georgia game on Oct. 3, 2015. Alabama's 12 non-offensive scores is one more than the number of touchdowns the Tide defense has surrendered in 2016.

2016 Alabama Non-Offensive Touchdowns

Player	Game	Score
Marlon Humphrey	USC	18-yard interception return
Eddie Jackson	Western Kentucky	55-yard interception return
Eddie Jackson	Ole Miss	85-yard punt return
Da'Ron Payne	Ole Miss	3-yard fumble return
Jonathan Allen	Ole Miss	75-yard fumble return
Xavian Marks	Kent State	75-yard punt return
Ronnie Harrison	Kentucky	55-yard fumble return
Tim Williams	Arkansas	23-yard fumble return
Minkah Fitzpatrick	Arkansas	100-yard interception return
Ronnie Harrison	Tennessee	58-yard interception return
Eddie Jackson	Tennessee	79-yard punt return
Jonathan Allen	Texas A&M	30-yard fumble return

NFL DRAFT: The Crimson Tide saw seven former Alabama players selected in the 2016 NFL Draft, including first-round pick Ryan Kelly who went 18th overall to the Indianapolis Colts. Linebacker Reggie Ragland was the next to go (41st, Buffalo Bills) followed by Derrick Henry (45th, Tennessee Titans), A'Shawn Robinson (46th, Detroit Lions), Jarran Reed (49th, Seattle Seahawks) and Cyrus Jones (60th, New England Patriots), all in the second round. Running back Kenyan Drake rounded out the 2016 NFL Draft class when he was chosen by the Miami Dolphins at 73rd overall in the third round.

LEADING THE WAY TO THE NFL: Alabama has had more draft picks over the last six drafts (44) than any other college in the nation. Fifteen of those picks have been first-round selections and 25 have gone in the first two rounds. The list of 44 features four Super Bowl Champions, seven Pro Bowl selections, one All-Pro and one Offensive Rookie of the Year.

OFF-THE-FIELD NOTES

FITZPATRICK, HOLCOMBE EARN CoSIDA ACADEMIC ALL-DISTRICT HONORS: Alabama defensive back Minkah Fitzpatrick and linebacker Keith Holcombe were voted to the CoSIDA Academic All-District team on Nov. 3. The honor is the first for both and the 11th and 12th for Alabama since 2009. Fitzpatrick carries a 3.34 grade point average in Human Performance/Exercise Science as well. Holcombe is also majoring in Human Performance/Exercise Science and has a GPA of 3.69. Fitzpatrick and Holcombe now advance to the national ballot with a chance to be voted to the Academic All-America Team later this season. Alabama has earned Academic All-America honors seven times under head coach Nick Saban, the most notable being Barrett Jones, who was the first four-time honoree in CoSIDA Academic All-America history.

ALABAMA DEGREES: Alabama's success on the field over the past nine seasons under the direction of head coach Nick Saban has coincided with the Crimson Tide's success in the classroom. **The 2016 squad features 10 players who already have degrees in hand going into the season opener with USC.** Over the previous eight seasons (2008-15) Alabama saw **94 degrees earned (graduate and undergraduate)** by players who were still suiting up for the Crimson Tide after having graduated. Since the 2010 season, Alabama has seen an impressive **11 players earn a master's degree** before stepping foot on the field. In 2015, the Crimson Tide led all bowl teams with a total of 29 players who earned their degrees prior to the start of postseason play. Three of the 29 earned their master's degrees during the 2015 season.

GRADUATING WITH THE BEST: The Alabama football team has not only been dominant on the field, but also in the classroom. The Crimson Tide ranks fourth among Associated Press Preseason Top 25 teams for its graduation rate of 86 percent. Ahead of Alabama are only Stanford (99 percent) and Notre Dame (93 percent) and UCLA (89 percent). Alabama's percentage was the Southeastern Conference's highest graduation success rate (GSR) of all 14 SEC football programs.

ACADEMIC PROWESS: The Tide has been a model of success on the football field, but the team has generated plenty of accolades in the classroom as well. Below are some of the academic highlights under head coach Nick Saban.

- A total of nine Crimson Tide players will take the field with their degrees in hand for the season opener with USC.
- Earned Graduation Success Rate (GSR) of 86 this year, the highest across all 14 SEC football programs.
- In 2015, for the third consecutive year, Alabama football led the nation in graduates on its roster during postseason play (29 in 2015, 22 in 2014; 28 in 2013).
- Alabama's last four national title football teams (2009, 2011, 2012, 2015) included 89 players who had earned their degrees prior to game time.
- The 2014 team was recognized as one of the nation's top academic programs, ranking third in the annual academic rankings of the top 25 college football teams produced by New America, a Washington D.C. think-tank.
- The 2011 BCS national championship team had 21 graduates playing in the bowl game, which was the second most in the country.
- That 2011 team led the SEC with 38 student-athletes being named to the SEC Academic Honor Roll
- The 2009 BCS national championship team led the country with 11 graduates playing in the bowl game.
- In 2015-16, Alabama tied for the lead in the in number of football student-athletes being named to the SEC First-Year Academic Honor Roll with 10 honorees. Alabama topped that list in 2009, 2010 and 2011.

CRIMSON TIDE IN THE COMMUNITY: Last season, Alabama worked 400-plus hours of community service in Tuscaloosa and the surrounding areas. The team volunteered their time across numerous areas last season including in schools, hospitals, with Habitat for Humanity and on campus.

HOWARD A FINALIST FOR THE SENIOR CLASS AWARD: Alabama tight end O.J. Howard was selected as one of 10 finalists for the 2016 Senior CLASS Award, it was announced on Nov. 3. An acronym for Celebrating Loyalty and Achievement for Staying in School, the Senior CLASS Award focuses on the total student-athlete and encourages students to use their platform in athletics to make a positive impact as leaders in their communities. To be eligible for the award, a student-athlete must be classified as an NCAA Division I FBS senior and have notable achievements in four areas of excellence: community, classroom, character and competition. Finalists were chosen by a selection committee from the list of 30 candidates announced in September. Nationwide fan voting begins immediately to help select the winner, and fans are encouraged to vote on the Senior CLASS Award website through December 12. Fan votes will be combined with media and Division I head coaches' votes to determine the winner. The Senior CLASS Award winner will be announced during the football bowl season in early January.

2016 COACHING STAFF PLAYERS OF THE WEEK

The Alabama coaching staff recognizes players of the week after each game. Below is a game-by-game look at the winners.

USC (ANNOUNCED SEPT. 5)

Offense Damien Harris, Cam Robinson, ArDarius Stewart, Jonah Williams
 Defense Jonathan Allen, Reuben Foster, Marlon Humphrey
 Specialists Minkah Fitzpatrick, Adam Griffith, JK Scott

WESTERN KENTUCKY (ANNOUNCED SEPT. 12)

Offense O.J. Howard, Calvin Ridley, Jonah Williams
 Defense Jonathan Allen, Ronnie Harrison, Marlon Humphrey, Eddie Jackson
 Specialists Minkah Fitzpatrick, Adam Griffith, Keith Holcombe, JK Scott

OLE MISS (ANNOUNCED SEPT. 19)

Offense Bradley Bozeman, Damien Harris, Jalen Hurts
 Defense Ryan Anderson, Reuben Foster, Dalvin Tomlinson
 Specialists Adam Griffith, Keith Holcombe, Eddie Jackson

KENT STATE (ANNOUNCED SEPT. 26)

Offense O.J. Howard, Josh Jacobs, Jonah Williams
 Defense Minkah Fitzpatrick, Ronnie Harrison, Keith Holcombe
 Specialists Adam Griffith, Xavian Marks, JK Scott

KENTUCKY (ANNOUNCED OCT. 3)

Offense Josh Jacobs, Calvin Ridley, Cam Robinson
 Defense Reuben Foster, Shaun Dion Hamilton, Tim Williams
 Specialists Keaton Anderson, Adam Griffith, Bo Scarbrough

ARKANSAS (ANNOUNCED OCT. 10)

Offense Bradley Bozeman, Jalen Hurts, Cam Robinson, Jonah Williams
 Defense Minkah Fitzpatrick, Shaun Dion Hamilton, Tim Williams
 Specialists Rashaan Evans, Adam Griffith, Hootie Jones, JK Scott

TENNESSEE (ANNOUNCED OCT. 17)

Offense Bradley Bozeman, ArDarius Stewart, Jonah Williams
 Defense Jonathan Allen, Ryan Anderson, Reuben Foster, Ronnie Harrison
 Specialists Adam Griffith, Eddie Jackson, JK Scott

TEXAS A&M (ANNOUNCED OCT. 24)

Offense Bradley Bozeman, Damien Harris, Cam Robinson
 Defense Jonathan Allen, Reuben Foster, Marlon Humphrey
 Specialists Keith Holcombe, JK Scott, Mack Wilson

LSU (ANNOUNCED NOV. 7)

Offense Bradley Bozeman, Cam Robinson, Bo Scarbrough
 Defense Defensive Unit
 Specialists Keaton Anderson, JK Scott

MISSISSIPPI STATE (ANNOUNCED NOV. 14)

Offense Bradley Bozeman, O.J. Howard, Jalen Hurts, Jonah Williams
 Defense Ryan Anderson, Da'Ron Payne, Dalvin Tomlinson
 Specialists Adam Griffith, Keith Holcombe, JK Scott, Levi Wallace

CHATTANOOGA (ANNOUNCED NOV. 21)

Offense
 Defense
 Specialists

AUBURN (ANNOUNCED NOV. 28)

Offense
 Defense
 Specialists

HOWARD NOMINATED FOR WUERFFEL TROPHY: Alabama tight end O.J. Howard has been nominated for the 2016 Wuerffel Trophy. Howard completed his undergraduate degree in May 2016 and is pursuing a masters degree in sports business management. Howard, a 2016 Allstate/AFCA Good Works Team nominee, volunteers his time as a regular visitor to children's hospitals in Birmingham, with Habitat for Humanity and has been a regular visiting the VA hospital while with the Crimson Tide. Named after 1996 Heisman Trophy Winner, Danny Wuerffel, the trophy is presented in Fort Walton Beach, Fla., annually to the college football player that best combines exemplary community service with academic and athletic achievement. Former Alabama offensive lineman Barrett Jones is among the past recipients of the award. Jones was honored following the 2010 season.

ALABAMA ATHLETICS AS A WHOLE: The University of Alabama has built a total program, winning championships on the field and bringing home plenty of academic awards in the classroom.

- Since 2008, Crimson Tide athletics teams have won 10 national championships in five different sports and 22 SEC championships in seven different sports.
- Alabama claimed two SEC team titles during the 2015-16 academic year - football and women's golf.
- The overall cumulative grade-point average of Alabama student-athletes in 2015-16 was 3.16.
- Twelve Crimson Tide teams had cumulative GPAs above 3.0 for 2015-16
- Alabama student-athletes earned SEC Academic Honor Roll recognition 350 times during the 2015-16 academic year. The Crimson Tide had 82, 59 and 126 student-athletes named to the SEC Fall, Winter and Spring Academic Honor Rolls and 83 named to the First-Year Academic Honor Roll.
- Since 2000, UA has produced 113 Academic All-America honorees, which ranks third nationally over that span behind only Nebraska (136) and Notre Dame (125). Alabama passed Stanford (106) and Penn State (99) round out the top five.
- Since 2010, Alabama leads all NCAA Division I schools with 65 Academic All-America honors. Stanford is second over that span with 62, while Nebraska is third at 53.

DEFENSIVE NOTES

ALLEN AND FOSTER FINALISTS FOR THE NAGURSKI AWARD:

Alabama seniors Jonathan Allen and Reuben Foster were selected to a list of five finalists for the 2016 Bronko Nagurski Trophy, the Football Writers Association of America (FWAA) and Charlotte Touchdown Club announced Nov. 17. The Nagurski Trophy is presented annually to the National Defensive Player of the Year. Allen has a team-high 13 quarterback hurries to go with his 40 tackles, seven of which are sacks (-55 yards), which ranks second on the team. He has returned a team-leading two fumble recoveries for 105 combined yards and two touchdowns. His 25 career sacks places him second on the Tide's all-time list behind former Crimson Tide standout and NFL Hall of Famer Derrick Thomas. Foster has been the Crimson Tide's heartbeat of the defense with a team-high 70 tackles. As the main signal caller for one of the nation's top-ranked units, the senior has led the team in tackles in six of the Crimson Tide's 10 games this season and has helped the Alabama defensive unit limit opponents to only 12.8 points per game on the season. He has also collected seven tackles for loss (-27 yards) and two sacks (-18 yards) to go along with four quarterback hurries and two pass breakups on the year. This year's winner will be announced on Dec. 5.

ALLEN A SEMIFINALIST FOR THE WALTER CAMP PLAYER OF THE YEAR AWARD:

Defensive lineman Jonathan Allen was selected to a list of 15 semifinalists for the 2016 Walter Camp Player of the Year Award, the Walter Camp Football Foundation announced on Thursday. Allen is joined on the list by teammate Jalen Hurts. The Walter Camp Award is presented annually to the National Player of the Year. Former Alabama running back Derrick Henry was the 2015 winner. The Walter Camp Player of the Year is voted on by the 128 Football Bowl Subdivision head coaches and sports information directors. A list of five finalists will be announced on Wednesday, November 30, and the winner broadcast live on ESPN SportsCenter on Thursday, December 8.

ALLEN EARNS SEMIFINALIST NOD FOR THE MAXWELL AWARD:

Senior defensive lineman Jonathan Allen has been named one of 18 semifinalists for the Maxwell Award, which is presented each season to college football's player of the year. Allen is joined on the list by teammate Jalen Hurts. Finalists for the Maxwell Award will be announced on Nov. 21.

ANDERSON AND FOSTER SEMIFINALISTS FOR THE BUTKUS AWARD:

Senior linebackers Ryan Anderson and Reuben Foster were named to the list of 12 semifinalists for the Butkus Award, the Butkus Foundation announced on Oct. 31. The Butkus Award is presented annually to the nation's top linebacker. Anderson ranks third in the SEC with 14.5 tackles for loss (-77 yards) and is eighth in sacks with 6.5 (-52 yards) as part of his 39 total tackles. He has added three forced fumbles and eight quarterback hurries to his season totals. Foster, the team leader in tackles with 70, is the Tide's main signal caller on the defense. He has collected seven tackles for loss (-27 yards) and has two sacks (-18 yards). The senior from Auburn, Ala., has added four quarterback hurries and two pass breakups.

ALLEN AND FOSTER NAMED TO SEMIFINALIST LIST FOR THE BEDNARIK AWARD:

Senior defensive lineman Jonathan Allen and senior linebacker Reuben Foster were named to the list of 18 semifinalists for the Bednarik Award, given annually to college football's defensive player of the year. Finalists for the Bednarik Award will be announced on Nov. 21.

FITZPATRICK A SEMIFINALIST FOR THE JIM THORPE AWARD:

Sophomore defensive back Minkah Fitzpatrick was named to the list of 16 semifinalists for the prestigious Jim Thorpe Award, the Oklahoma Sports Hall of Fame announced Oct. 24. The Jim Thorpe Award is presented annually to the nation's top defensive back. Fitzpatrick is in the midst of a breakout season in 2016, as he leads the Crimson Tide in interceptions (4), ranks second in pass breakups (6) and leads the secondary in sacks (1.5) and tackles for loss (3). He has three career interception returns for touchdowns, tying him for the Alabama career lead. Through 10 games this season, Fitzpatrick has recorded 45 tackles, three tackles for loss, 1.5 sacks, four interceptions, six pass breakups and one forced fumble.

147:54: The Alabama defense has not surrendered a touchdown in the last 147 minutes and 54 second of game action, dating back to the third quarter of the Texas A&M game when Christian Kirk caught a 25-yard touchdown pass. The Crimson Tide blanked the Aggies the final 27:54 of that game and then shut out No. 15 LSU 10-0 in Baton Rouge the following week. The Tide then limited Mississippi State to a field goal on Nov. 12 in a 51-3 victory. Alabama ranks No. 2 nationally in scoring defense, surrendering just 12.2 points per game.

DEFENSE OVERWHELMS LSU: Alabama posted its second shutout of the season in a 10-0 win over LSU. The Tide defense limited the Tigers to just 125 total yards on 51 plays, an average of 2.5 yards per play. A closer look at the box score shows just how dominant the defensive performance was. Of LSU's 125 yards, 41 came on one pass play in the Tigers' second drive of the evening. LSU averaged 1.7 yards per play on its other 50 snaps and had only 25 yards of offense in the game's second half.

TIDE LEADS NATION IN DEFENSIVE TOUCHDOWNS:

Jonathan Allen's 30-yard fumble return vs. Texas A&M on Oct. 22 was Alabama's FBS-best ninth defensive touchdowns this season. Ohio State has scored six times on defense while Houston and Wyoming have scored five times defensively this season. Alabama has now scored nine touchdowns on 18 forced turnovers this season (four of 10 interceptions, five of eight fumbles).

2016 Defensive Touchdown Leaders

Team	Touchdowns
1. ALABAMA (4 INT, 5 FR)	9
2. Ohio State (6 INT)	6
3. Houston (2 INT, 3 FR)	5
Wyoming (3 INT, 2 FR)	5

TIDE RUSHING DEFENSE THE NATION'S BEST: Through 10 games in 2016, the Alabama defense has limited its opponents to 688 total yards on the ground. The 68.8 yards per game average leads the FBS by 17.6 yards per game (2nd - San Diego State 86.4 ypg). The Tide has held its opponents to 2.2 yards per carry this season.

2016 Alabama Rushing Defense

Opponent	Atts./Yards	Yards Per Attempt
USC	30/64	2.1
Western Kentucky	22/23	1.0
Ole Miss	33/101	3.1
Kent State	30/82	2.7
Kentucky	36/72	2.0
Arkansas	36/73	2.0
Tennessee	32/32	1.0
Texas A&M	38/114	3.0
LSU	27/33	1.2
Mississippi State	35/94	2.7

3-AND-OUT: The Alabama defense has totaled 63 three-and-outs through 10 games in 2016 (6.30 per game) to lead the nation in that category. The Tide has forced a three-and-out on 63 of 132 drives this season (47.7 percent).

3-and-Outs

Average	Team (Total/Games)	Percentage of Drives
6.30	ALABAMA (63/10)	47.7 (63-132)
6.00	Michigan (60/10)	48.0 (60-125)
5.80	Houston (58/10)	42.0 (58-138)
5.60	Clemson (56/10)	41.5 (56-135)

GETTING TO THE QUARTERBACK: Alabama's 40 sacks through the first 10 games (4.0 per game) of the season lead the country. Tim Williams leads the way and ranks fourth in the SEC with 8.0 sacks with Jonathan Allen and Ryan Anderson close behind with 7.0 and 6.5, respectively. The Crimson Tide's 40 sacks already ranks tied for seventh in school history and is two ahead of last year's pace (38 sacks in 10 games). Alabama finished with 53 sacks in 15 games (3.53) in 2015, the most by a Nick Saban-coached team at Alabama.

Single-Season Sack Totals

No. of Sacks	Year
60	1988
53	2015
50	1992
45	1987
44	2002
42	1995
40	2016
40	1990
37	1999

10 POINTS OR FEWER: Alabama's 51-3 win over Mississippi State on Nov. 12 marked the 64th time the Crimson Tide has held an opponent to 10 points or fewer under head coach Nick Saban since the start of the 2007 season and the seventh time in 2016. In 2015, Alabama held six opponents to 10 points or less and recorded two shutouts. In 2014, Alabama shut out two opponents and held seven opponents to two touchdowns or less. Alabama held nine of 13 opponents to 10 points or less in 2013 with three shutouts. Seven opponents were limited to 10 points or less in 2012, four of which were shutouts. Alabama was successful in holding opponents to single digits in nine games in 2011 and eight times in 2010. Alabama kept opponents within that range seven times in both 2008 and 2009 and in 2007 did it twice. Alabama has shut out the opposition 19 times during the Saban era.

HARD TO FIND THE END ZONE AGAINST THE TIDE: Since the start of the 2009 season, no defense has allowed fewer touchdowns than the Crimson Tide. Alabama's defense has surrendered only 154 touchdowns over the last 104 games. That is 41 fewer than the second most in the nation (Florida with 195).

Fewest TDs Allowed by Defense since 2009

Team	Touchdowns
1. ALABAMA	154
2. Florida	195
3. LSU	196

2016 PRESEASON ALL-SEC TEAMS

COACHES

First Team

Jonathan Allen
Reuben Foster
O.J. Howard
Eddie Jackson
Calvin Ridley
Cam Robinson
JK Scott

Second Team

Minkah Fitzpatrick
Adam Griffith
Alphonse Taylor
Tim Williams

Third Team

Marlon Humphrey
Ross Pierschbacher

MEDIA

First Team

Jonathan Allen
Reuben Foster
O.J. Howard
Eddie Jackson
Calvin Ridley
Cam Robinson
JK Scott

Second Team

Minkah Fitzpatrick
Adam Griffith
Alphonse Taylor
Tim Williams

Third Team

Marlon Humphrey
Ross Pierschbacher

POINTS HARD TO FIND: Through 10 games in 2016, the Alabama defense has surrendered only 122 points (12.2 ppg) to rank second nationally and first in the SEC in scoring defense. The Tide has held seven of its 10 opponents — USC (52-6), Western Kentucky (38-10), Kent State (48-0), Kentucky (34-6), Tennessee (49-10), LSU (10-0) and Mississippi State (51-3 — to 10 points or less this season and has allowed only six red zone touchdowns in 17 trips inside the 20 by opponents.

NO GO IN THE RED ZONE: Alabama only ranks 54th nationally in red zone defense, having surrendered 14 scores in 17 opponent trips inside the 20-yard line. But a closer look at the numbers reveals how dominant the Crimson Tide defense has been once an opposing offense reaches the Tide 20. Of the 14 opponent scores in 10 games, only six have been touchdowns, the fewest in the country.

HOLDING OPPONENTS UNDER 200: During head coach Nick Saban's last 120 games at the Capstone (since the start of the 2008 season), the Crimson Tide defense has held the opposing offense to fewer than 200 yards of total offense 41 times, the most recent being LSU (125) on Nov. 5. The Tide has also held USC (194), Kent State (166), Kentucky (161) and Tennessee (163) below the 200-yard mark this season. Alabama's best came in 2009 when the Tide held Chattanooga to 84 yards of total offense.

HOLDING OPPONENTS UNDER 300: In head coach Nick Saban's tenure at Alabama, the Tide has limited opponents to under 300 yards of total offense 84 times, or 63.1 percent of the time. UA opened the 2016 season by limiting USC to just 194 yards in the Tide's 52-6 victory and followed that up by holding Western Kentucky to 239 yards on Sept. 10. Alabama held Kent State to 166 yards on Sept. 24, Kentucky to 161 on Oct. 1, Tennessee to 163 yards on Oct. 15, Texas A&M to 278 yards on Oct. 22, LSU to 125 on Nov. 5 and, most recently, Mississippi State to 274 yards on Nov. 12.

TOUGH SLEDDING ON THE GROUND: Alabama has allowed only three rushing touchdowns so far this season. In 2015, the Crimson Tide allowed just seven rushing touchdowns in 15 games, second-lowest total in the country. The Tide leads the nation in allowing the fewest rushing touchdowns since the start of the 2005 season, surrendering only 81. Since head coach Nick Saban arrived in 2007, the Crimson Tide has allowed 64 rushing touchdowns. Ohio State is No. 2 in that category, giving up 97 since 2007.

RUSHING DEFENSE: Alabama has surrendered only 16 individual 100-yard rushing performances dating back to the 2005 season, a mark that is the lowest in the nation. Alabama has not allowed a 100-yard rusher in the past 19 games (Nick Chubb, UGA). Since head coach Nick Saban's arrival in 2007, the Tide has allowed 11 players to rush for more than 100 yards in a game: Chubb (146 on Oct. 3, 2015), Ohio State's Ezekiel Elliott (230 on Jan. 1, 2015), Auburn's Tre Mason (164 on Nov. 30, 2013), Virginia Tech's Trey Edmunds (132 on Aug. 31, 2013), Georgia's Todd Gurley (122 yards on Dec. 1, 2012), LSU's Jeremy Hill (107 on Nov. 3, 2012), Georgia Southern's Dominique Swope (153 on Nov. 19, 2011), Tennessee's Tauren Poole (117 on Oct. 23, 2010), Ole Miss' BenJarvus Green-Ellis (131 on Oct. 13, 2007), Houston's Anthony Alridge (100 on Oct. 6, 2007) and Darren McFadden of Arkansas (195 on Sept. 15, 2007).

Fewest 100-Yard Rushers Allowed (FBS teams since 2005)

1. ALABAMA	16
2. Boston College	25
3. Ohio State	26
4. Boise State	39
5. Penn State	45

OVERWHELMING DEFENSE VS. KENT STATE: Alabama posted its first shutout of the season in a 48-0 win over Kent State, but the true domination is found with a closer look at the box score. Alabama's first-team defense limited Kent to just 61 total yards on 27 plays before heading to the bench after the first drive of the second half. The more amazing part was the Tide surrendered a 47-yard run on the first play of the game and then allowed just 14 yards to KSU on the next 26 plays (0.54 yards per play).

THREE NON-OFFENSIVE TOUCHDOWNS EQUALS RECORD: Alabama's three non-offensive touchdowns at Ole Miss on Sept. 17 marked the third time in the last four seasons the Crimson Tide defense and special teams have found the end zone three times in the same game. The Tide took three interceptions back for scores against Texas A&M in 2015 and had punt, interception and kickoff returns against Virginia Tech in 2013. Prior to 2013, the last time the Crimson Tide had scored three non-offensive touchdowns in a game was Sept. 30, 1995, against Georgia.

ALLEN & WILLIAMS MOVING UP CAREER SACK LIST: Tim Williams' first quarter sack against Mississippi State gave him a team-high eight for the season and was the 20th of his career which ranks eighth all time. Jonathan Allen's first quarter sack vs. LSU on Nov. 5 gave him seven sacks in 2016 and moved the senior into a tie for second place on the Alabama career sack list with 25 with Kindal Moorehead (1998-2002). The Crimson Tide's all-time leader for career sacks is Derrick Thomas (1985-88) with 52.0.

Alabama Career Sack List

Rank	Name	Years	Sacks (Yards)
1.	Derrick Thomas	1985-88	52.0 (408)
2t.	JONATHAN ALLEN	2013-present	25.0 (178)
2t.	Kindal Moorehead	1998-2002	25.0 (227)
4.	Jarrett Johnson	1999-2002	23.0 (194)
5.	Eric Curry	1990-92	22.5 (161)
6.	Wallace Gilberry	2004-07	21.5 (135)
7.	Antwan Odom	2000, 2002-03	20.5 (141)
8.	TIM WILLIAMS	2013-present	20.0 (190)
9.	Jeremy Nunley	1990-93	19.0 (125)
10t.	Courtney Upshaw	2008-11	17.5 (103)
10t.	John Copeland	1991-92	17.5 (88)

ALLEN AMONG UA CAREER TACKLES FOR LOSS LEADERS: Jonathan Allen enters this Saturday's meeting with Chattanooga tied for ninth on the Alabama career tackles for loss list with 36.5 for a loss of 202 yards. Allen is tied with John Copeland (1991-92) and Courtney Upshaw (2008-11). Derrick Thomas (1985-88) is the Alabama career leader with 68.0 TFLs.

Alabama Career Tackles for Loss List

Rank	Name	Years	TFLs (Yards)
1.	Derrick Thomas	1985-88	68.0 (465)
2.	Wallace Gilberry	2004-07	60.5 (223)
3.	Kindal Moorehead	1998-2002	48.5 (279)
4.	Cornelius Bennett	1983-86	41.0 (202)
5.	Eric Curry	1990-92	40.5 (222)
6.	Mark Anderson	2002-05	39.5 (141)
7t.	Jarrett Johnson	1999-2002	39.0 (238)
7t.	E.J. Junior	1977-80	39.0 (218)
9t.	JONATHAN ALLEN	2013-present	36.5 (202)
9t.	Courtney Upshaw	2008-11	36.5 (163)
9t.	John Copeland	1991-92	36.5 (142)

FITZPATRICK LEADING THE SECONDARY: Sophomore Minkah Fitzpatrick continued his breakout season against Mississippi State on Nov. 12. The Thorpe Award semifinalist recorded six tackles to up his season total to 45, good enough for fourth on the team. He leads the Tide in interceptions with four (including a school-record 100-yard return vs. Arkansas) and is second in pass breakups with six. He has also forced one fumble and recorded three tackles for loss and 1.5 sacks.

BACK-TO-BACK CAREER GAMES FOR FOSTER: Against Texas A&M on Oct. 22, linebacker Reuben Foster equaled his career high with 12 tackles. He then followed it up with 11 stops in a shutout win over LSU that included half a sack and 1.5 tackles for loss. Foster previously had 12 stops at Ole Miss on Sept. 17 to give him three double-digit tackle games this season. The senior leads the Tide in total tackles (70), solo tackles (35) and assists (35) this season to go with 7.0 tackles for loss, 2.0 sacks and four quarterback hurries and two pass breakups. For his career, Foster has notched 177 tackles, 98 solo stops and 18.0 tackles for loss.

FITZPATRICK'S RECORD RETURN AT ARKANSAS: Sophomore Minkah Fitzpatrick's 100-yard interception return for a touchdown vs. Arkansas on Oct. 8 is the longest in school history, breaking the previous record of 98 yards set by Mark McMillan vs. Chattanooga on Oct. 5, 1991. The score also gives Fitzpatrick three career interception returns for touchdowns, tying him for the Alabama career lead with Antonio Langham (1990-93), C.J. Mosley (2010-13) and current teammate Eddie Jackson (2013-present).

HAMILTON'S CAREER NIGHT VS. ARKANSAS: Linebacker Shaun Dion Hamilton established a new career high for tackles with nine stops against Arkansas on Oct. 8. The junior also added sack, 1.5 tackles for loss and forced a fumble in the 49-30 win over the Razorbacks. Hamilton ranks second on the team in tackles with 50 and has 8.5 tackles for loss of 32 yards and two sacks (-17 yards).

ANDERSON SETS CAREER HIGH IN TACKLES: Ryan Anderson's nine tackles vs. Arkansas on Oct. 8 are a new career high. His previous career high was six, set against Texas A&M in 2014. Anderson has 39 tackles this season along with a team-high 14.5 tackles for loss, 6.5 sacks, eight quarterback hurries, one fumble recovery, three forced fumbles and two pass breakup. His numbers this season continues his hot streak that ended the 2015 season. In the final six games of the 2015 campaign, Anderson recorded eight tackles for loss and six sacks. Twelve of his career 17 sacks and 22.5 of his 35.5 career tackles for loss have come in his last 16 games played. In his time at Alabama, the redshirt senior has accumulated 35.5 tackles for a loss of 168 yards and added 17 sacks for -125 yards.

JACKSON EQUALS UA CAREER INTERCEPTION RETURNS FOR TOUCHDOWNS RECORD: Senior Eddie Jackson tied the Alabama career record for interception returns for touchdowns with his 55-yard return against Western Kentucky on Sept. 10. Jackson has three touchdowns on interceptions in his career, equaling the record held by Antonio Langham (1990-93), C.J. Mosley (2010-13) and Minkah Fitzpatrick (2015-present). Jackson had two returns for touchdowns in 2015 - a 50-yard score against Georgia on Oct. 3 and a 93-yard return against Texas A&M on Oct. 17. The return against the Aggies is the fourth-longest interception return for a touchdown in Alabama history.

BACK-TO-BACK GAMES WITH INTERCEPTIONS FOR TOUCHDOWNS: Ronnie Harrison's 58-yard interception return for a touchdown vs. Tennessee on Oct. 15 and Minkah Fitzpatrick's school record 100-yard interception return for a score vs. Arkansas on Oct. 8 marks the second time this season the Tide has returned interceptions for scores in consecutive games. On Sept. 10, Eddie Jackson found the end zone on a 55-yard return against Western Kentucky and Marlon Humphrey returned a pick 18 yards for a touchdown against USC on Sept. 3. Prior to 2016, the most-recent instance of back-to-back games with interceptions for touchdowns was in 2008 when Rashad Johnson returned interceptions for scores against Arkansas State and LSU on Nov. 1 and Nov. 8.

DEFENSE EARNS WALTER CAMP DEFENSIVE PLAYER OF THE WEEK HONORS FOR LSU PERFORMANCE: Alabama's defense was named as the Walter Camp Defensive Player of the Week following the Crimson Tide's 10-0 shutout victory over LSU in Baton Rouge. The Tide defensive unit was the second team to earn the weekly individual award since 2004. Alabama's defense stifled the LSU offense, limiting the Tigers to only six first downs and 125 yards of total offense in the shutout victory in Baton Rouge. The Tide defense recorded five sacks and limited a 15th-ranked LSU team to just 33 rushing yards on 27 total attempts. Alabama allowed a 41-yard pass on the Tigers' second offensive drive of the night, but did not allow a play beyond 13 yards the rest of the evening. Alabama also kept the Tigers out of the red zone all night.

ANDERSON NAMED SEC DEFENSIVE PLAYER OF THE WEEK: Alabama senior linebacker Ryan Anderson was named the Southeastern Conference Defensive Player of the Week for his performance in the Tide's 10-0 shutout of LSU in Baton Rouge on Nov. 5. Anderson finished his night in Baton Rouge with six total tackles, including one sack (-4 yards), one pass breakup and one quarterback hurry. His tackle for a loss increased his team-leading total to 12.5 on the season (-65 yards). The senior linebacker played a key role on the Crimson Tide defense that limited LSU to only 125 total yards and just 1.2 yards per carry on the ground and 3.8 yards per attempt. Alabama forced a 3-and-out on nine of the Tigers' 12 possessions and did not allow LSU to reach the end zone all evening.

ALLEN EARNS MULTIPLE DEFENSIVE PLAYER OF THE WEEK AWARDS FOR PERFORMANCE VS. TEXAS A&M: Senior defensive end Jonathan Allen was named the SEC & FWAA/Nagurski Defensive Player of the Week and the Lott IMPACT Player of the Week following his performance against Texas A&M on Oct. 22. Allen finished the matchup against the Aggies with one sack for a loss of eight yards, along with a career-high four quarterback hurries. He totaled six tackles on the day, three of which were solo stops, and added his second defensive score of the season. Allen picked up an Aggie fumble and returned it 30 yards for a touchdown late in the third quarter to put the Tide in front by two scores.

FITZPATRICK GARNERS FOUR DEFENSIVE PLAYER OF THE WEEK HONORS AFTER ARKANSAS PERFORMANCE: Defensive back Minkah Fitzpatrick was named the SEC, Bednarik Award and Walter Camp FBS Defensive Player of the Week and Thorpe Award Player of the Week for his performance at Arkansas on Oct. 8. Fitzpatrick set a career high with three interceptions, returning one 100 yards for a touchdown, and recorded five tackles and two pass breakups in the Tide's 49-30 win. His three interception returns for touchdowns ties him for the Alabama career record with Antonio Langham (1990-93), C.J. Mosley (2010-13) and current teammate Eddie Jackson (2013-Present).

ALLEN NAMED SEC DEFENSIVE PLAYER OF THE WEEK FOR USC PERFORMANCE: Senior defensive end Jonathan Allen was named the SEC Defensive Player of the Week following his performance against USC on Sept. 3. Allen led an Alabama defense that limited No. 20 USC to just 194 yards of offense and six points in the Crimson Tide's 52-6 win. The senior leader recorded a team-high two sacks for a loss of 15 yards along with four solo tackles and two pass breakups and was a disruptive force throughout the game.

VETERAN DEFENSE: The 2016 Alabama defense includes five starters from a season ago. Those five returned 245 total tackles, 32 tackles for loss and 16 sacks to this year's team. Of those returning starters, three come from the Tide secondary, including senior Eddie Jackson, who recorded 46 tackles, three tackles for loss and six interceptions entering the season. Jackson set a school record with 230 return yards on his interceptions and took two back for touchdowns a year ago. Senior linebacker Reuben Foster leads all returnees with 73 total tackles. Returning senior defensive lineman Jonathan Allen was the team leader in tackles for loss (14.5) and sacks (12.0) in 2015.

OFFENSIVE NOTES

HOWARD A SEMIFINALIST FOR THE JOHN MACKEY AWARD: Senior tight end O.J. Howard has been named one of eight semifinalists for the John Mackey Award, the Friends of John Mackey announced Nov. 14. The Mackey Award is presented annually to the top tight end in college football. Howard has put together a standout senior season, catching 29 passes for 352 yards to average 12.1 yards per catch while adding two touchdowns. He has at least one catch in every game this year and has improved as the season wears on, recording 15 catches for 143 yards and a touchdown across his last three contests. Howard has also improved on his blocking this season, helping the Crimson Tide rushers accumulate 2,581 yards through 10 games to average 258.1 yards per game on the ground. Mackey Award finalists will be announced on Nov. 22.

HURTS A SEMIFINALIST FOR THE MAXWELL AND DAVEY O'BRIEN AWARDS: Freshman quarterback Jalen Hurts has been named one of 18 semifinalists for the Maxwell Award and one of 18 semifinalists for the Davey O'Brien Award. The Maxwell is presented each season to college football's player of the year while the O'Brien recognizes college football's top quarterback. Hurts is joined on the Maxwell list by teammate Jonathan Allen. Hurts has excelled at quarterback since taking over the full-time starter duties in week two. The freshman signal-caller has thrown for 2,032 yards and 16 touchdowns through the air while adding 735 yards rushing and 11 scores on the ground. He has completed 64.2 percent of his passes and boasts a 144.8 efficiency rating to rank third in the SEC. Hurts' 276.7 yards per game of total offense leads all freshmen in the SEC and also sets him at fourth among all conference players. Finalists for the Maxwell Award will be announced on Nov. 21. O'Brien finalists will be announced on Nov. 22.

HURTS A SEMIFINALIST FOR THE WALTER CAMP PLAYER OF THE YEAR AWARD: Quarterback Jalen Hurts was selected to a list of 15 semifinalists for the 2016 Walter Camp Player of the Year Award, the Walter Camp Football Foundation announced on Thursday. Hurts is joined on the list by teammate Jonathan Allen. The Walter Camp Award is presented annually to the National Player of the Year. Former Alabama running back Derrick Henry was the 2015 winner. The Walter Camp Player of the Year is voted on by the 128 Football Bowl Subdivision head coaches and sports information directors. A list of five finalists will be announced on Wednesday, November 30, and the winner broadcast live on ESPN SportsCenter on Thursday, December 8.

ROBINSON A SEMIFINALIST FOR THE OUTLAND AWARD: Junior left tackle Cam Robinson was selected as one of five semifinalists for the Outland Trophy, the Greater Omaha Sports Commission announced on Nov. 16. Robinson, who has started every game at left tackle since stepping foot on campus three years ago, anchors the Crimson Tide offensive line. His play has helped the Alabama offense rank 14th nationally and first in the Southeastern Conference in scoring offense at 41.2 points per game. The Monroe, La., native has blocked for 10 100-yard rushing games this season and 27 100-yard rushers during his three year career. This season, he has recorded 21 knockdown blocks in 10 games while protecting Alabama quarterbacks from some of the top edge pass rushers in the nation.

HURTS EARNS THREE PLAYER OF THE WEEK AWARDS FOR MISSISSIPPI STATE PERFORMANCE: Alabama quarterback Jalen Hurts was named the Southeastern Conference Co-Offensive Player of the Week as well as the Davey O'Brien and Earl Campbell Tyler Rose National Player of the Week for his efforts in the 51-3 win over Mississippi State on Nov. 12. Hurts accounted for 447 yards of total offense, throwing for a career-high 347 yards while adding 100 yards rushing to become the only quarterback in Alabama history to rush for 100-plus yards while passing for 300-plus yards. He accounted for five total touchdowns, throwing for four and rushing for one score, which tied the school record for total touchdowns in a game. The Mississippi State game marked Hurts' fourth time this season that the freshman quarterback has rushed for 100 or more yards while passing for at least 100 yards in the same contest. His 447 yards of total offense against the Bulldogs is the third-highest single-game total in school history, while his four touchdown passes was one shy of the Alabama single-game record of five set by Gary Hollingsworth at Ole Miss on Oct. 7, 1969.

FIRST-YEAR QUARTERBACKS: Alabama opened the 2016 season with a new starting quarterback for the fifth time under head coach Nick Saban and has played two first-year starters so far this season. Blake Barnett took the game's opening snap for the Crimson Tide against USC on Sept. 3 and Jalen Hurts has been under center for the first snap in every game since. Since 2009, Alabama's rookie signal callers have posted a record of 63-4 (.940) and won three national championships.

Year	Quarterback	W-L
2016	Blake Barnett/Jalen Hurts	10-0
2015	Jake Coker/Cooper Bateman	15-1*
2014	Blake Sims	12-2
2011	AJ McCarron	12-1*
2009	Greg McElroy	14-0*

* - won national championship

TIDE TOPS SEC IN SCORING: Through 10 games in 2016, Alabama leads the SEC in scoring, averaging 41.2 points per game. The Tide has scored 53 touchdowns, converted 14 field goals and 52-of-52 on PAT kicks (0-for-1 on two-point conversions) for 412 points. Alabama's 53 touchdowns also leads the conference — seven more than second place Texas A&M. Nationally, Alabama ranks 14th in the FBS in scoring.

RUSHING DIFFERENTIAL: Alabama has outrushed its opponents 2,552 to 688 through the first 10 games of the season, an average of 255.2 yards per game to 68.8 yards per game. That number gets even better in SEC games, with the Tide averaging 271.6 yards per game to just 74.1 of its opponents. Alabama has rushed for 22 touchdowns this season, compared to just three for its opposition.

SCORING STREAK CONTINUES: Alabama's school record consecutive games scoring streak was extended to 208 games with Adam Griffith's 30-yard first quarter field goal vs. Mississippi State on Nov. 12. Alabama was last held off the scoreboard in a 9-0 loss to Auburn on Nov. 18, 2000.

RUSHING TO SUCCESS: Alabama is 87-4 (.956) since the start of the 2008 season when rushing for at least 140 yards. The only losses were at Auburn in 2013, at Ole Miss and vs. Ohio State in 2014, and against Ole Miss in 2015. The Crimson Tide rushed for 140 yards or more 10 times in 2015 and has done so nine times this season.

BALL PROTECTION: In its past 119 games dating back to a win over Tulane on Sept. 6, 2008, Alabama has turned the ball over only 143 times (79 fumbles, 64 interceptions) for 1.20 turnovers per game. Since 2009, the Tide has turned the ball over only 124 times in 104 games (1.19/game). Since 2009, UA starting quarterbacks have thrown an impressively low 51 interceptions in 2,781 attempts (1 INT every 54.5 attempts). Dating back to the 2009 season, the top two running backs in the rotation have lost a fumble only 21 times. Over that 119 game span, the top two running backs have recorded 3,035 touches, losing a fumble once every 144.5 touches.

ALABAMA OFFENSE PRODUCES FOUR TOP-5 MARKS VS. MISSISSIPPI STATE: Alabama's offensive performance vs. Mississippi State on Nov. 12 ranks among the best single-game outings in school history. The Tide's 397 passing yards and 31 completions both rank as the fifth-best in UA history in their respective categories. The five touchdown passes thrown ties for the second-most all-time behind the seven thrown by the Tide vs. Southern Miss in 1950. The 615 yards in total offense ties for 11th in Alabama history.

FIRST QUARTER SCORING AFTER LSU: Jalen Hurts' four-yard touchdown pass to Calvin Ridley in the first quarter vs. Mississippi State on Nov. 12 marked the first time Alabama has scored an opening-quarter touchdown in the game following the LSU contest since 2001, when Santonio Beard scored on a six-yard run with 7:51 to go in the quarter.

HIGH-SCORING HALF: Alabama's 41-point outburst in the first half against Kent State on Sept. 24 was a season high for Alabama in the opening two quarters and the most since tallying 49 against Charleston Southern on Nov. 21, 2015. The Tide had tallied 17 points in the first half in each of the first three games of the season. The 21 first-quarter points equals the previous season high for a quarter, set in the third quarter of the season opener with USC.

ALABAMA DEEP AT WIDEOUT: The Alabama receiving corps boasts one of the deepest and most talented groups in the nation. The Crimson Tide have four receivers (WR/TE) with at least 1,000 career receiving yards and 75 career receptions. Sophomore Calvin Ridley has 139 career grabs for 1,591 yards (11.4 ypc) and 13 touchdowns. Redshirt junior ArDarius Stewart has 114 career catches for 1,532 yards and 11 scores while tight end O.J. Howard has 98 catches for 1,483 yards (15.1 ypc) and six scores. Graduate transfer Gehrig Dieter has 1,679 career receiving yards and 12 touchdowns on 138 receptions combined between Bowling Green and Alabama. He has nine catches for 185 yards with the Crimson Tide and had 129 catches for 1,494 yards for the Falcons.

DUAL THREAT: Jalen Hurts has added a new dimension to the Crimson Tide offensive attack in 2016 with the QB running game. The Channelview, Texas, native has rushed for 735 yards this year with 11 rushing scores while throwing for 2,032 yards, 16 touchdowns and just seven interceptions. He has completed 64.2 percent of his passes and boasts a passing efficiency rating of 144.8, which ranks third in the SEC. Hurts is averaging 276.7 yards of total offense per game with 27 touchdowns responsible for and has thrown and rushed for 100 or more yards in a game four times this season (Mississippi State, Nov. 12; LSU, Nov. 5; Tennessee, Oct. 15 and Ole Miss, Sept. 17).

HURTS THE FIRST MEMBER OF THE 300-100 CLUB: Jalen Hurts' 347 yards passing/100 yards rushing performance vs. Mississippi State on Nov. 5 marked the first time in Alabama football history that a quarterback has passed for 300 yards and rushed for 100 yards in a single game. Through 10 games this season, the freshman quarterback is averaging 276.7 yards in total offense per game, the fourth-best average in the SEC.

HURTS OVER 100 RUSHING AND PASSING AGAIN VS. MISSISSIPPI STATE: Jalen Hurts rushed (110) and passed (347) for more than 100 yards in a game for the fourth time this season vs. Mississippi State on Nov. 12. Hurts also accomplished that feat at LSU on Nov. 5 (114 rushing/107 passing) at Tennessee on Oct. 15 (132/143) and at Ole Miss on Sept. 17 in his second college start (146/158). Prior to this season, the last Tide signal caller to rush for more than 100 yards in a game was Tyler Watts in 2001 (110 vs. Ole Miss on October 13, 2001). Hurts is also the only quarterback to throw and rush for 100 yards in a game under Nick Saban in his 21 years as a college head coach.

Jalen Hurts 100/100 Games

Date	Opponent (AP rank)	Rushing/Passing/Total
Sept. 17	at Ole Miss (19)	146/158/304
Oct. 15	at Tennessee (9)	132/143/275
Nov. 5	at LSU (15)	114/107/221
Nov. 12	vs. Mississippi State	100/347/447

HURTS POSTS THIRD-BEST TOTAL OFFENSE MARK IN UA HISTORY VS. MISSISSIPPI STATE: Jalen Hurts' 447 yards in total offense against Mississippi State on Nov. 12 is the third-highest single-game total in school history, trailing only Blake Sims (484 vs. Florida on Sept. 20, 2014) and Scott Hunter (457 vs. Auburn on Nov. 29, 1969).

HURTS CLOSING IN ON QB RUSHING RECORD: Quarterback Jalen Hurts' 100-yard performance vs. Mississippi State on Nov. 12 moved the freshman within 56 yards of the Alabama single-season quarterback rushing record. Hurts has carried the ball 126 times for 735 yards, trailing only Steadman Shealy, who rushed for 791 yards for the Crimson Tide's 1979 national championship team. Hurts' 735 rushing yards is the most for an Alabama quarterback under Nick Saban. The previous high was 350 yards by Blake Sims in 2014.

Alabama Single-Season Quarterback Rushing List

Rank	Quarterback	Season	Yards
1.	Steadman Shealy	1979	791
2.	JALEN HURTS	2016	735
3.	Walter Lewis	1982	572
4.	Tyler Watts	2001	564
5.	Harry Gilmer	1945	552
6.	Pat Trammel	1959	525
7.	Harry Gilmer	1946	497
8.	Terry Davis	1971	448
9.	Richard Todd	1975	429
10.	Harry Gilmer	1944	405

HURTS SETS NEW CAREER HIGHS THROUGH THE AIR: Jalen Hurts' 28 completions, 37 attempts, 347 yards and four touchdowns vs. Mississippi State on Nov. 12 are all new career highs. His previous single-game highs in completions, attempts and yards were set in a 23-of-36, 287-yard performance vs. Western Kentucky on Sept. 10. Hurts had thrown two touchdowns in a game five times this season entering today. The 28 completions today ties for the fifth-most in school history.

HURTS ONE SHY OF ALABAMA SINGLE-GAME TOUCHDOWN PASSES RECORD: Jalen Hurts' four touchdown passes vs. Mississippi State on Nov. 12 is one shy of the Alabama single-game record of five set by Gary Hollingsworth at Ole Miss on Oct. 7, 1969.

HURTS EQUALS ALABAMA SINGLE-GAME TOUCHDOWN RESPONSIBILITY RECORD: With five touchdowns vs. Mississippi State on Nov. 12 (four passing, 1 rushing), quarterback Jalen Hurts equaled the Alabama single-game record in that category, which has been reached three times previously, most recently by Santonio Beard vs. Mississippi State on Oct. 12, 2002.

HURTS TOUCHDOWN RESPONSIBILITY: With four touchdown passes and a rushing score vs. Mississippi State on Nov. 12, Jalen Hurts moved into fifth place on the Alabama single-season touchdown responsibility list with 27. Hurts has thrown 16 touchdown passes and rushed for 11 scores so far this season. Hurts now trails AJ McCarron (2013- 28 passing) and Derrick Henry (2015- 28 rushing) for third all-time. Blake Sims (2014) holds the single-season record with 35 touchdowns (28 passing, 7 rushing).

Alabama Single-Season Touchdown Responsibility List

Rank	Player	Season	TDs
1.	Blake Sims	2014	35
2.	AJ McCarron	2012	31
3t.	AJ McCarron	2013	28
3t.	Derrick Henry	2015	28
5.	JALEN HURTS	2016	27
6t	Shaun Alexander	1999	24
6t.	Trent Richardson	2011	24
8.	John Parker Wilson	2007	23
9.	Harry Gillmer	1945	22
10t.	Mark Ingram	2009	20
10t.	Greg McElroy	2010	20

STEWART EQUALS ALABAMA SINGLE-GAME TOUCHDOWN RECEPTION MARK: ArDarius Stewart's three touchdown receptions vs. Mississippi State on Nov. 12 equaled the Alabama single-game record, which has been reached six times previously, most recently by Amari Cooper vs. Auburn on Nov. 29, 2014.

STEWART SETS NEW PERSONAL BEST FOR RECEIVING YARDS VS. MISSISSIPPI STATE: In addition to establishing a new career best in touchdown catches, ArDarius Stewart's 156 yards receiving vs. Mississippi State on Nov. 12 is a new single-game best for the redshirt junior. His previous yardage best was 120 yards vs. Arkansas on Oct. 8 this season. His previous high in touchdowns was two vs. USC in the 2016 season opener. Stewart also had a career-long 71-yard reception against the Trojans. Stewart leads the team in receiving yards this season with 683 yards on 39 receptions (17.5 ypr) and in touchdown receptions with seven.

HURTS SETS CAREER HIGH IN RUSHING TDS VS. VOLUNTEERS: Alabama freshman quarterback Jalen Hurts established a new career high in rushing touchdowns with his three scores vs. Tennessee on Oct. 15. The freshman found the end zone on runs of 45, 2 and 1 yards against the Volunteers. Hurts previous career high was two rushing touchdowns set in his Alabama debut vs. USC on Sept. 3 and equaled on Oct. 8 at Arkansas.

HURTS & SCARBROUGH ECLIPSE 100 ON THE GROUND AT TENNESSEE: Quarterback Jalen Hurts rushed for 132 yards and three touchdowns on 12 carries and running back Bo Scarbrough ran for 109 yards and a score on five carries in Alabama's win over Tennessee on Oct. 15, giving Alabama two 100-yard rushers in the same game for the 23rd time in Crimson Tide history and the second time this season. Hurts (146 yards) and Damien Harris (144) also topped the century mark at Ole Miss on Sept. 17.

CAREER NIGHT FOR JACOBS AGAINST UK: Freshman running back Josh Jacobs established new career highs in rushing attempts and yards with 16 carries and 100 yards rushing vs. Kentucky on Oct. 1. The yardage total also gave him his first 100-yard game at Alabama. Jacobs added three catches for 44 yards against the Wildcats to finish with 144 yards of total offense on 19 touches.

RIDLEY'S CAREER NIGHT VS. KENTUCKY: Calvin Ridley's 11 receptions and 174 yards vs. Kentucky on Oct. 1 established new career bests for the sophomore receiver. Ridley reached his previous high of nine catches twice, most recently against Western Kentucky on Sept. 10. Ridley's previous career high in yards was 140 vs. Arkansas last season. His two touchdowns against the Wildcats equaled his career best set against Michigan State in last season's CFP semifinal at the Goodyear Cotton Bowl.

SIMS' CAREER DAY VS. KENT STATE: Cam Sims' four catches and 54 yards against Kent State on Sept. 24 led all Tide receivers in the game and surpassed his previous career highs of three receptions (twice, last vs. Western Carolina in 2014) and 33 yards (vs. Western Carolina, 2014). Sims has five receptions for 66 yards in his three appearances this season, pushing his career totals to 18 catches for 174 yards, an average of 9.7 yards per reception.

HURTS POSTS FIFTH-BEST QB RUSHING EFFORT AT OLE MISS: Alabama freshman quarterback Jalen Hurts became the first Tide signal caller to rush for more than 100 yards since Tyler Watts in 2001 (110 vs. Ole Miss on October 13, 2001) in a win at Ole Miss on Sept. 17. Hurts accounted for 146 yards on the ground and threw for 158 more to accumulate 304 yards of total offense on the day. His rushing total ranks fifth in Alabama history for rushing yards by a quarterback.

Date	Quarterback/Opponent	Yards
Nov. 3, 1945	Harry Gilmer at Kentucky	216
Nov. 3, 1979	Steadman Shealy vs. Mississippi State	190
Sept. 29, 2001	Tyler Watts at South Carolina	162
Oct. 23, 1982	Walter Lewis vs. Cincinnati	156
Sept. 17, 2016	Jalen Hurts at Ole Miss	146
Oct. 15, 2016	Jalen Hurts at Tennessee	132

HARRIS & HURTS BOTH ECLIPSE 100 ON THE GROUND AT OLE MISS: Running back Damien Harris rushed for a career-best 144 yards and a touchdown on 16 carries and quarterback Jalen Hurts ran for a team-high 146 yards on 18 carries in the win over Ole Miss on Sept. 17, giving Alabama two 100-yard rushers in the same game for the 18th time in Crimson Tide history. It also marked the first time a quarterback has figured into that achievement since Jeff Rutledge and running back Johnny Davis did so against Auburn in 1977.

BIG DAY FOR HARRIS VS. OLE MISS: Running back Damien Harris had a career day at Ole Miss on Sept. 17. The sophomore ran for 144 yards on 19 carries, a 9.0 average, and had a 67-yard run that set up Alabama's go-ahead touchdown. He improved as the game wore on. Harris went into halftime with six rushes for 29 yards and broke out in the second half with 10 rushes for 115 yards and a touchdown. Harris' numbers are even more impressive as the game goes along. He has averaged 9.4 yards per carry (31 rushes for 291 yards) in the third and fourth quarters this season.

HURTS FIRST TRUE FRESHMAN TO START AT QB IN 32 YEARS: With his start against Western Kentucky on Sept. 10, Alabama's Jalen Hurts became the first true freshman to start at quarterback for Alabama since Vince Sutton in 1984. Sutton's first start was against Southwestern Louisiana on Sept. 22 that season. He would go on to also start against Vanderbilt, Georgia, Penn State and Tennessee.

HURTS SETS PASS YARDS RECORD FOR STARTING DEBUT & FRESHMAN: In his first career start at quarterback for the Crimson Tide, true freshman Jalen Hurts completed 23-of-36 attempts for two touchdowns while passing for 287 yards without an interception against Western Kentucky on Sept. 10. In addition to breaking the previous record for passing yards in a starting debut of 285 yards set by Brodie Croyle versus Arkansas on September 28, 2002, Hurts' performance also surpassed the previous Crimson Tide freshman passing yards mark of 167 yards set by Vince Sutton against Tennessee on October 20, 1984. Hurts connected on three passes of 40 yards or longer in the performance.

HURTS SHOWS VERSATILITY IN FIRST GAME: In his first game as a collegiate quarterback on Sept. 3 vs. USC, true freshman Jalen Hurts had a versatile performance that opened up the Crimson Tide offense after a sluggish start. Hurts entered the game on the Tide's third offensive possession and lost a fumble on his first play, but he quickly settled into the role and ignited the Tide offense through the air and on the ground. Hurts ended the night against the Trojans accounting for four touchdowns (two rushing, two passing), the first time a Tide player has had two TDs both passing and rushing since Tyler Watts in 2001. Hurts passed for 118 yards and two touchdowns with one interception while completing 6-of-11 pass attempts. He rushed for 32 yards and two touchdowns on nine carries. Hurts' longest pass completion was a 71-yard touchdown strike to ArDarius Stewart in the second quarter.

HURTS NAMED SEC FRESHMAN OF THE WEEK FOR PERFORMANCE AT TENNESSEE: Freshman quarterback Jalen Hurts was selected as the Southeastern Conference Freshman of the Week for his performances at then-No. 9 Tennessee on Oct. 15. Hurts excelled once again, accounting for 132 yards rushing and 143 yards through the air in Knoxville to earn freshman of the week honors. He rushed 12 times for 132 yards to average 11.0 yards per carry while totaling a career-high three rushing touchdowns. Hurts also added a 16-of-26 performance for 143 yards through the air to help the Tide finish off the Vols, 49-10.

WILLIAMS EARNS SEC OFFENSIVE LINEMAN OF THE WEEK HONORS FOLLOWING TENNESSEE GAME: Freshman offensive tackle Jonah Williams picked up SEC Offensive Lineman of the Week honors following the Tide's 49-10 win over then-No. 9 Tennessee. Williams shined once again at right tackle, helping clear a path for the Tide's 594 yards of total offense. The freshman posted a grade of 90 percent and did not allow a quarterback hurry or a sack while committing no penalties. He provided the time for Alabama to rush for a Saban-era high 438 yards on the ground with five rushing touchdowns. Williams' blocking helped quarterback Jalen Hurts (132) and running back Bo Scarbrough (109), eclipse the 100-yard rushing barrier. The Tide averaged 7.8 yards per play and 8.9 yards per rush.

HURTS SEC FRESHMAN OF THE WEEK VS. ARKANSAS: Alabama quarterback Jalen Hurts was named the SEC Freshman of the Week for his performance at Arkansas. Hurts completed 13-of-17 passes for 253 yards and two touchdowns while rushing for 20 yards and two scores on eight carries. The rushing, passing and touchdowns responsible for (4) equal his career high, which has been done on multiple occasions.

JACOBS SEC FRESHMAN OF THE WEEK VS. KENTUCKY: Alabama freshman running back Josh Jacobs was named SEC Freshman of the Week following his effort vs. Kentucky. Jacobs made his first career start against the Wildcats and posted career highs in carries (16) and rushing yards (100) to help lead the Tide to a 34-6 Homecoming victory. He is UA's second-leading rusher this season with 307 yards on 37 carries (51.2 ypg) with three TDs.

HURTS NAMED SEC OFFENSIVE PLAYER OF THE WEEK FOR PERFORMANCE AT OLE MISS: Alabama quarterback Jalen Hurts was named the SEC Offensive Player of the Week for his performance against Ole Miss on Sept. 17. Starting in his first SEC road game, the freshman signal-caller became the first Tide quarterback to rush for more than 100 yards since Tyler Watts in 2001 in the win over the Rebels. Hurts accounted for 146 yards on the ground and threw for 158 more to accumulate 304 yards of total offense on the day. Hurts' rushing total ranks fifth in Alabama history for rushing yards by a quarterback.

WILLIAMS EARNS SEC FRESHMAN OF THE WEEK NOD FOR USC DEBUT: Alabama freshman offensive lineman Jonah Williams was named SEC Freshman of the Week following his performance against USC on Sept. 3. Williams made his collegiate debut as Alabama's starting right tackle and was a vital component on a unit that rolled up 465 yards in total offense and averaged 5.4 yards per attempt on the ground. The Tide offensive line played a big part in career nights from running back Damien Harris and receiver ArDarius Stewart as Alabama topped the 50-point mark in a season opener for the first time since 2007.

RIDLEY LED ALL SEC FRESHMAN RECEIVERS: In 2015, Calvin Ridley broke the school and SEC single-season freshman record for receptions with 89. He finished with the second-highest catch total by a true freshman receiver in FBS history behind Antonio Brown's mark of 102 at Central Michigan in 2007. Ridley also set the Alabama single-season freshman receiving record for yards with 1,045, eclipsing the previous mark of 1,000 held by Amari Cooper (2012).

Catches by True Freshman WR in a Single Season*

Team	Receptions
1. Antonio Brown, Central Michigan (2002)	102
2. CALVIN RIDLEY, ALABAMA (2015)	89
3. Sammy Watkins, Clemson (2011)	82

* Taurean Henderson (2002) had 98 catches for Texas Tech but was a RB

SPECIAL TEAMS NOTES

SCOTT AMONG THE NATION'S BEST PUNTERS: Through 10 games, punter JK Scott is averaging 48.4 yards per punt on 36 attempts which is second nationally and first in the SEC. Scott has forced nine fair catches and dropped 13 punts inside the 20. He leads the nation with 20 of his 36 punts traveling more than 50 yards (55.6 percent), including six of 60 yards or more, which is second nationally. His season-long boot of 66 yards was at LSU, with two traveling 63 yards at Ole Miss and Arkansas. He also had a 60-yarder vs. Texas A&M. He has placed 65 punts inside the 20 and booted 59 punts of 50 yards or more in 36 career games.

GRIFFITH NOW FOURTH ON ALL-TIME SCORING LIST: With three field goals and five extra points vs. Mississippi State on Nov. 12, senior placekicker Adam Griffith now has 91 points in 2016 (14 field goals and 49 PAT) to give him 319 career points (50 FG, 169 PAT). The performance against the Bulldogs moved Griffith into fourth place on the Tide career scoring list, seven points shy of third place Micahel Proctor, who had 326 points (65 field goals, 131 PATs) from 1992-95. Griffith also ranks fourth on Alabama's all-time kick-scoring list just behind Proctor. Leigh Tiffin (2006-09) is Alabama's all-time scoring and kick scoring leader with 385 points (83 field goals, 136 PATs).

GRIFFITH AMONG CAREER PAT & FIELD GOAL LEADERS: With his five PATs vs. Mississippi State on Nov. 12, placekicker Adam Griffith has now converted 169 of 170 attempts and remains No. 2 on the Alabama career PAT list behind Jeremy Shelley (2009-12), who converted a school-record 172 PATs on 175 attempts. Griffith's three field goals against the Bulldogs gives him 50 for his career (on 74 attempts) and remains in fifth place on Alabama's career list. Van Tiffin (1983-86) is fourth at 59.

CONSECUTIVE GAMES WITH PUNT RETURN TDs: Xavian Marks' 75-yard third quarter punt return for a touchdown against Kent State on Sept. 24 and Eddie Jackson's 85-yard punt return for a score against Ole Miss on Sept. 17 gave the Tide punt returns in consecutive games for only the second time since 1944. The only other occurrence was Nov. 14 and 21, 2015, when Cyrus Jones returned punts 69 yards and 43 yards for scores at Mississippi State and at home against Charleston Southern, respectively. Based on records available at this time (dating back to 1944), these are believed to be the only two occurrences in Alabama football history.

JACKSON FINDING THE END ZONE: Eddie Jackson's 85-yard punt return for a touchdown at Ole Miss on Sept. 17 and 75-yard return vs. Tennessee on Oct. 15 are the first for Alabama since Cyrus Jones went 57 yards for a score against Michigan State in the 2015 CFP Semifinal at the Goodyear Cotton Bowl. Jackson's return at Ole Miss ties for the eighth-longest in school history. The two punt returns for touchdowns this season ties him for fourth on the single-season list in that category.

JACKSON LEADS THE NATION IN PUNT RETURNS: Despite being lost for the season with a broken leg suffered vs. Texas A&M on Oct. 22, senior Eddie Jackson still leads the FBS in yards per return with an average of 23.0 yards per return (11 returns for 253 yards). The last 18 times the dual-threat returner/defensive back touched the ball in his career, he accounted for five touchdowns (27 percent) on seven interceptions (three pick-sixes) and 11 punt returns, two of which he has returned for touchdowns. In his career, he touched the ball 22 times, accounting for 607 yards, averaging 27.5 yards per touch with five scores. In addition to his punt return numbers, Jackson had nine career interception returns for 303 return yards and four fumble returns for 51 yards.

SCOTT NAMED SEC SPECIAL TEAMS PLAYER OF THE WEEK FOR PERFORMANCE AT LSU: Junior punter JK Scott was named the Southeastern Conference Special Teams Player of the Week for his performance in the Tide's 10-0 shutout of LSU in Baton Rouge on Nov. 5. Another standout night from Scott helped flip the field on the Tigers and keep LSU from ever getting significant field position on the Tide defense. Scott averaged 51.6 yards per kick on his five punts for 258 yards. He booted a long of 66 yards with four of his five punts going for 50-plus yards. The Denver, Colo., native netted 44.4 yards on his five kicks with two punts pinning the LSU offense inside its own 15-yard line. Three of his punts were returned for 16 yards (5.3 yards per return) with two fielded inside the LSU 10-yard line, including his 54-yard kick in the third quarter that was fielded at the LSU 3-yard line and immediately stopped for no gain.

SCOTT EARNS SEC SPECIAL TEAMS PLAYER OF THE WEEK HONORS AT ARKANSAS: Junior punter JK Scott was named the SEC Special Teams Player of the Week for his performance at Arkansas on Oct. 8. Scott averaged 51.5 yards per punt on four attempts with two touchbacks and two kicks inside the 20-yard line. He also equaled his season-long punt with a 63-yard boot on his first punt of the game. Scott also had a 63-yard effort at Ole Miss on Sept. 17.

JACKSON NAMED SEC SPECIAL TEAMS PLAYER OF THE WEEK FOR OLE MISS PERFORMANCE: Senior Eddie Jackson was named the SEC Special Teams Player of the Week for his performance at Ole Miss on Sept. 17. The senior defensive back took the field as the Tide's punt returner against Ole Miss and returned two Rebel punts for a total of 95 yards. Jackson's 85 yard effort for a touchdown late in the second quarter sparked an Alabama's rally that led to the Tide's 48-43 win. The performance in Oxford marked the first time in Jackson's career that he has returned punts for Alabama.

SERIES NOTES

ALABAMA-CHATTANOOGA SERIES: Alabama has won all 12 meetings with Chattanooga, including a 49-0 victory in 2013 at Bryant-Denny Stadium in the most-recent meeting between the two schools. The series dates back to the 1908 season with the Crimson Tide taking the inaugural game 23-6 on Oct. 31, 1908. The Tide notched four straight shutout wins over the Mocs in 1914 (63-0), 1929 (46-0), 1931 (39-0) and 1950 (27-0). Alabama's 46-0 win over Chattanooga on Oct. 12, 1929, was the third game ever played at the Tide's Bryant-Denny Stadium. The Mocs were also coached that day by Harold "Red" Drew, who later served as Alabama's head coach from 1947-54. Drew compiled a 13-5-2 record in 1929-30 at Chattanooga. He was 54-28-7 in his tenure with the Crimson Tide. The 1950 game was the first game in the series to be played at Birmingham's Legion Field. The Tide posted a 42-28 win in 1952 and a 21-14 victory in 1953. The Tide added another shutout with the win in 1959. The two teams also met at Legion Field in 1991 and 1994, with the Tide posting a 53-7 win over Chattanooga in 1991 and 42-13 in 1994. Alabama also defeated the Mocs, 45-0, at Bryant-Denny Stadium in 2009.

Chattanooga (UA leads 12-0)

Date	Result	Site	Score	Total
Oct. 31, 1908	W	H	23-6	23-6
Nov. 13, 1914	W	H	63-0	86-6
Oct. 12, 1929	W	H	46-0	132-6
Dec. 5, 1931	W	A	39-0	171-6
Sept. 23, 1950	W	H*	27-0	198-6
Nov. 8, 1952	W	H	42-28	240-34
Nov. 7, 1953	W	H	21-14	261-48
Oct. 10, 1959	W	H	13-0	274-48
Oct. 5, 1991	W	H*	53-7	327-55
Sept. 3, 1994	W	H*	42-13	369-68
Nov. 21, 2009	W	H	45-0	414-68
Nov. 23, 2013	W	H	49-0	463-68

*---Birmingham, Ala.

HISTORICAL CONNECTIONS: Harold "Red" Drew is one of three former Alabama players or coaches to coach at Chattanooga. Frank Thomas, who led Alabama to a 146-115-24 record and two national championships from 1931-46, also coached the Mocs from 1925-28 and compiled a 26-9-2 record in four seasons. Drew and Thomas led the Mocs to three consecutive Southern Intercollegiate Athletic Association (SIAA) championships in 1927, 1928 and 1929. Another former UA player and assistant coach Bill Oliver was the head coach at Chattanooga from 1980-83, where he compiled a 29-14-1 record. Thomas, Drew and Oliver are the three winningest coaches in Chattanooga history, in terms of winning percentage. In addition, Thomas is among seven coaches who have coached for and against Alabama in their careers. The complete list includes Eli Abbott, Paul "Bear" Bryant, Bill Curry, "Red" Drew, G.H. Harvey, Nick Saban and Stallings.

GENERAL NOTES

SABAN'S HOME RECORD: Alabama head coach Nick Saban is 120-19 (.863) in home games during his college head coaching career. He owns the advantage at every stop he has made during his collegiate coaching career, including a 61-7 (.897) mark while at Alabama. Saban has won 32 of his last 34 contests at Bryant-Denny Stadium and has lost back-to-back matchups only once, with consecutive losses coming at the end of the 2007 season (LSU and ULM).

UNRANKED, NO PROBLEM UNDER SABAN: With the win over Mississippi State on Nov. 12, Alabama has defeated 64 consecutive unranked teams under head coach Nick Saban. The last loss to an unranked team came against Auburn to close out the 2007 season. The current streak began with a win over Colorado on Dec. 30, 2007, in the Independence Bowl. Under Saban, Alabama holds a 68-3 (64-3 after vacated wins) mark against unranked opponents, including a perfect mark in unranked matchups since 2008.

SABAN'S SEC HOME RECORD: Alabama head coach Nick Saban owns a 49-10 (.831) all-time record when playing in a Southeastern Conference game at home, going 16-4 (.800) during his time at LSU and owning a 33-6 (.846) record at Alabama. While with the Crimson Tide, Saban has posted four perfect home SEC slates and has not lost more than one home conference game in any season other than 2007 (two losses). All six of his losses at home have been by seven points or less with half of those by three or fewer. Under Saban, Alabama has outscored its SEC home opponents 1,281-556 (32.8-14.2 points per game) and has limited the opposition to 14 points or less on 24 occasions, including six shutout victories.

SABAN VS. SEC OPPONENTS: Crimson Tide head coach Nick Saban owns a 102-26 (.797) career record in 128 games against SEC opponents. While at Alabama, he has compiled a 72-13 (.847) record versus conference foes, and is outscoring opponents by a staggering 3,370-1,300, or 39.6-15.3 points per game. Of his 13 losses against SEC opponents while at Alabama, all but two (Florida, 2008 and South Carolina, 2010) have been by seven points or less. Saban's first matchup with an SEC team came in the 1995 Independence Bowl against LSU, where his Michigan State Spartans fell, 45-26, to the Tigers. He would later go on to coach LSU to 30-12 overall record against conference opponents.

SABAN VS. AP TOP 25: Alabama's 10-0 win at No. 15 LSU on Nov. 5 gives head coach Nick Saban 69 career wins vs. Associated Press Top 25 teams, good for third all-time. Former Penn State head coach Joe Paterno leads the list with 86, four victories ahead of Florida State's Bobby Bowden (82). Paul "Bear" Bryant is fourth at 66. Recently retired Duke, Florida and South Carolina coach Steve Spurrier is fifth at 64. Saban's winning percentage against AP ranked teams (69-37, .651) tops Bryant (.592), Bowden (.557), Spurrier (.529) and Paterno (.512).

Most Wins vs. AP-Ranked Opponents

Coach	Wins (Pct.)
Joe Paterno	86 (.512)
Bobby Bowden	82 (.557)
Nick Saban	69 (.645)
Paul "Bear" Bryant	65 (.592)
Steve Spurrier	64 (.529)

SABAN WINS 101st SEC GAME: With his 101st conference win vs. Mississippi State on Nov. 12, Alabama head coach Nick Saban is quickly moving up the charts for victories in SEC regular season contests (includes SEC championship games) against conference opponents. His 101 wins ranks fifth all-time in SEC history. Three of the four coaches ahead of Saban on the list are already in the College Football Hall of Fame (Paul "Bear" Bryant, Johnny Vaught, Vince Dooley). Saban ranks first in league history in SEC regular season winning percentage at .795 (101-26). He is second in league history in winning percentage in all games at .823 (158-34). Saban is eighth on the SEC career wins list at 158. Tennessee's Robert Neyland is seventh at 173.

SEC Regular Season Conference Victories*

Coach	School(s)	Wins
1. Paul "Bear" Bryant	Kentucky 1946-53/Alabama 1958-82	159
2. Steve Spurrier	Florida 1990-2001/South Caro. 2005-15	131
3. Johnny Vaught	Ole Miss 1947-70, 1973	106
4. Vince Dooley	Georgia 1964-88	105
5. Nick Saban	Alabama 2007-Present/LSU 2000-04	101

*- includes SEC Championship Games

SEC Regular Season Conference Winning Percentage*

Coach	School(s)	Pct.
1. Nick Saban	Alabama 2007-Present/LSU 2000-04	.795
2. Robert Neyland	Tennessee 1926-34, 1936-40, 46-52	.787
3. Frank Thomas	Alabama 1931-46	.765
4. "Bear" Bryant	Kentucky 1946-53/Alabama 1958-82	.764
5. Urban Meyer	Florida 2005-10	.750

*- includes SEC Championship Games

Regular Season Victories- All Games

Coach	School(s)	Wins
1. Paul "Bear" Bryant	Kentucky 1946-53/Alabama 1958-82	292
2. Steve Spurrier	Florida 1990-2001/South Caro. 2005-15	206
3. Vince Dooley	Georgia 1964-88	105
4. Dan McGugin	Vanderbilt 1904-17, 1919-34	197
5. Johnny Vaught	Ole Miss 1947-70, 1973	190
6. Ralph "Shug" Jordan	Auburn 1951-74	176
7. Robert Neyland	Tennessee 1926-34, 1936-40, 1946-52	173
8. Nick Saban	Alabama 2007-Present/LSU 2000-04	158

Regular Season Winning Percentage- All Games

Coach	School(s)	Pct.
1. Robert Neyland	Tennessee 1926-34, 1936-40, 1946-52	.829
2. Nick Saban	Alabama 2007-Present/LSU 2000-04	.823
3. Urban Meyer	Florida 2005-10	.812
4. Wallace Wade	Alabama 1923-30	.8117
5. Frank Thomas	Alabama 1931-46	.8116
6. Paul "Bear" Bryant	Kentucky 1946-53/Alabama 1958-82	.797

102-6 UNDER SABAN WHEN LEADING AT THE HALF: Under head coach Nick Saban, the Crimson Tide is 102-6 (.944) when leading at the half. Alabama led Mississippi State, 30-0, at the half on Nov. 12, and has held the lead in 19 of its last 24 games dating back to the start of the 2015 season, including eight of 10 games this season. Alabama had converted 36 straight halftime leads into wins before falling at Auburn on Nov. 30, 2013. The Crimson Tide converted 28 consecutive halftime leads into victories before seeing that streak snapped in 2010 against LSU. In 2007, Alabama held a 20-17 halftime lead before losing to LSU, 41-34, in 2007 at Bryant-Denny Stadium. In 2010, the Tide led 10-3 at the half before the Tigers rallied for a 24-20 win in Death Valley. Alabama lost 28-27 to Auburn to close out the 2010 season, after leading 24-7 at the half. The Crimson Tide is 5-8 under Saban when trailing at halftime after coming away with a victory against Ole Miss on Sept. 17 after entering the locker room down 24-17 at the break. The five wins in the Saban era when trailing at the half: 34-24 over No. 7 Virginia Tech in 2009 (in Atlanta); a 24-15 over No. 9 LSU in 2009; 24-20 at Arkansas in 2010; 27-14 vs. Arkansas in 2015 and 48-43 at Ole Miss on Sept. 17. His Tide teams are 5-3 when tied at halftime, and Alabama's five wins under Saban when tied at halftime: at LSU in 2008, (27-21), at Auburn in 2009 (26-21), against Tennessee in 2011 (37-6), against Tennessee in 2015 (19-14) and against LSU in 2016 (0-0).

SABAN'S ROAD RECORD: With Alabama's 10-0 win at LSU on Nov. 5, head coach Nick Saban clinched his sixth perfect road season with the Tide (2008, 2009, 2011, 2012, 2015, 2016). Saban owns a 64-29-1 (.686) mark in road games across his four career stops, including a 36-6 (.857) mark while at Alabama. Saban has lost more than one game on the road in only two seasons (2007, 2010). Alabama has won 23 of its last 25 road games dating back to the start of the 2011 season and is riding a nine-game road winning streak.

200 WINS: Alabama head coach Nick Saban recorded his 200th on-the-field collegiate victory against his alma mater Kent State on Sept. 24. It was his 109th on-the-field win during his 10 seasons in Tuscaloosa. He recorded his first nine collegiate wins at Toledo in 1990, then won 34 games in five seasons at Michigan State and 48 contests in five years at LSU. With the win over Texas A&M on Oct. 22, his 113 wins at Alabama are just two shy of Frank Thomas for the second most in school history. Saban boasts a 114-18 (.864) record at Alabama and a 205-60-1 (.773) record as a collegiate football coach (200-60-1 with vacated victories). Saban's first five victories at Alabama were vacated due to NCAA sanctions.

SABAN AMONG 20-YEAR LEADERS: Alabama's 45-40 win over Clemson in the 2016 College Football Playoff Championship Game was head coach Nick Saban's 191st victory in his first 20 years as a college head coach. That total is the second-most in FBS history for a coach in the first 20 seasons of his career. Former Nebraska head coach Tom Osborne won 195 games in the opening two decades of his tenure in Lincoln. Long-time Penn State head coach Joe Paterno ranks third with 187. Saban's five national championships in his first 20 seasons tops both Osborne (none) and Paterno (1).

AGAINST NO. 1: Alabama's eight wins over the nation's No. 1 team is the most of any program in college football history. The Crimson Tide has squared off against the top-ranked team in the AP poll 12 times in its history, going 8-4. And once again, the record gets even better under the direction of head coach Nick Saban, under whom the Tide is 5-1 against the No. 1. This includes national championship game victories over LSU, Notre Dame and Clemson, an SEC Championship Game victory against Florida and a regular-season win over Mississippi State in 2014. UA's lone loss was a 9-6 overtime defeat to LSU in the 2011 regular season, a loss avenged later that season in the BCS Championship Game, 21-0.

FIRST TIME STARTERS: Safety Hootie Jones became the 14th Crimson Tide student-athlete to make his first career start when he took the field for the opening defensive snap vs. No. 6 Texas A&M on Oct. 22. Running back Bo Scarbrough started for the first time against Tennessee on Oct. 15. Freshman running back Josh Jacobs recorded his first career start vs. Kentucky on Oct. 1. Wide receiver Cam Sims was in the starting lineup for the first time against Kent State on Sept. 24. Jalen Hurts (QB), Gehrig Dieter (WR) and Anthony Averett (DB) made their starting debuts vs. Western Kentucky on Sept. 10. Ryan Anderson (LB), Dalvin Tomlinson (DE), Tim Williams (LB), Blake Barnett (QB), Miller Forristall (TE), Damien Harris (RB) and Jonah Williams (OT) started for the first time vs. USC in the 2016 season opener on Sept. 3.

LARGEST DEFICIT OVERCOME: Alabama erased a 21-point second-quarter deficit at Ole Miss on Sept. 17, tying the largest deficit overcome in the program's history (not just in a victory, but in any game). Trailing, 24-3, with less than three minutes remaining in the second quarter, the Tide launched a comeback that equaled a 21-point comeback against a previous Rebels squad in a memorable 62-27 Alabama win in 1989. The Tide used a punt return touchdown by Eddie Jackson, and fumble return touchdowns by Da'Ron Payne and Jonathan Allen to punctuate the victory.

ALABAMA OPENS SEASON WITH A BANG: Alabama's 46-point margin of victory over No. 20 USC was its largest against a top 20 team since it beat No. 14 Syracuse by 55 points (61-6) in the 1953 Orange Bowl. It is also the third largest margin of victory against any ranked team in program history with the largest coming in the 59-0 win over No. 21 Texas A&M in 2014.

RETURNING SUCCESS: The Crimson Tide returned 14 starters and 46 letterwinners from its 2015 squad that finished 14-1 as the SEC and national champions. The 2016 team returned five starters on a veteran defense including seniors Jonathan Allen, Eddie Jackson and Reuben Foster. The offense welcomed back key pass catchers in tight end O.J. Howard and receivers Calvin Ridley and ArDarius Stewart.

ALABAMA'S TV RECORD: Alabama has compiled a 249-131-4 (.654) all-time record in 384 televised games (not including pay-per-view, tape-delayed or closed circuit telecasts). The Crimson Tide was 14-1 in televised games in 2015.

103 NATIONAL TV APPEARANCES IN 120 GAMES: With the Tide's 51-3 victory over Mississippi State on Nov. 12, Alabama has played in 103 nationally televised games since the start of the 2008 season, including every contest since the start of the 2014 season. The Crimson Tide was featured on CBS seven times in 2015, including at Georgia, Texas A&M, Mississippi State and Auburn; home against Tennessee and LSU and against Florida in the SEC Championship Game. The ABC family of networks hosted the other eight contests during the 2015 season, including the season

opener against Wisconsin and Clemson (ABC), against Middle Tennessee, Louisiana-Monroe and Charleston Southern (SEC Network) and on ESPN for the Ole Miss, Arkansas and Michigan State games. In 2014, Alabama was televised in eight games on the ABC family of networks including contests with West Virginia (ABC), FAU (SEC Network), Southern Miss (ESPN2), at Arkansas (ESPN), at Tennessee (ESPN2), Western Carolina (SEC Network), the most-viewed college football game ever on ESPN, the Iron Bowl against Auburn and the Sugar Bowl against Ohio State (ESPN). The Tide also played in six contests that were televised on CBS, including versus Florida, at Ole Miss, against Texas A&M, in the Bayou against LSU, versus top-ranked Mississippi State, and finally in the SEC Championship against the Missouri Tigers. Eleven of the Crimson Tide's 13 games in 2013 were televised nationally with the Virginia Tech, Arkansas, Mississippi State and Oklahoma games on ESPN, the Texas A&M, Tennessee, LSU and Auburn games on CBS, the Colorado State and Kentucky games on ESPN2. Alabama played 12 nationally televised games in 2012, with one game on ABC, six on CBS and five on ESPN. In 2011, Alabama played on CBS four times, while having one on ABC, two on ESPN and ESPN2, and one game on ESPNU. In 2010, Alabama had five games on CBS, three on ESPN, two on ESPN2, one on ABC and one on ESPNU. In 2009, the Tide played two games on ABC (including the BCS title game), and six on CBS, while ESPN televised two more Crimson Tide games. In 2008, Alabama had 10 of its 14 games televised nationally, including five on CBS, three on ESPN, one on ABC and one on FOX.

ALABAMA-USC DRAWS HUGE RATINGS: The season opening matchup on ABC's Saturday Night Football between the Alabama Crimson Tide and USC Trojans was college football's highest-rated game of the day, achieving a 4.9 overnight rating nationally, which was up 14 percent from the same window last season when Alabama's season opener with Wisconsin averaged a 4.3 overnight rating and was also the highest-rated game of the day.

NEW HIRES: Nick Saban made three new additions to his 2016 staff during the offseason, hiring Derrick Ansley to coach the secondary, Karl Dunbar to lead the defensive line and bringing in Brent Key to coach the offensive guards and centers. Ansley rejoins the Crimson Tide staff after four seasons at Tennessee (2012) and Kentucky (2013-15). He previously served as a graduate assistant under Saban in 2010 and 2011. Dunbar is returning to college football after a decade in the National Football League with the Bills, Jets and Vikings from 2006-2015. Dunbar also worked as a defensive line coach with the Bears in 2004. He previously coached at the college level with LSU, Oklahoma and Nicholls (La.) State. Key joined the Alabama staff after 11 seasons at UCF, most recently serving as the Knights' offensive coordinator and running backs coach.

SABAN AND FIRST ROUND NFL DRAFT PICKS: Since the advent of the NFL Draft, Alabama head coach Nick Saban ranks third all-time among college coaches who have tutored first round draft picks. Saban has coached a total of 23 players who were chosen in the opening round of the draft, including 18 from Alabama.

CRIMSON TIDE PLAYERS ON NFL ROSTERS: The Alabama football program is well-represented in the NFL heading into the 2016-17 season with numerous former players dotting league rosters. The Tide has 44 former players (active or injured reserve) working on an active NFL roster this season, the second-most nationally behind only LSU (45). In the last eight NFL Drafts, Alabama has had 55 players selected, including 18 players in first round, 17 in the second and third rounds, five in the fourth, seven in the fifth, one in the sixth and seven in the seventh round.

Alabama Players in the NFL

Barron, Mark	Los Angeles Rams	Linebacker
Carpenter, James	New York Jets	Offensive Guard
Clinton-Dix, Ha Ha	Green Bay Packers	Free Safety
Collins, Landon	New York Giants	Free Safety
Cooper, Amari	Oakland Raiders	Wide Receiver
Dareus, Marcell	Buffalo Bills	Defensive Tackle
Dial, Quinton	San Francisco 49ers	Defensive End
Drake, Kenyan	Miami Dolphins	Running Back
Fluker, D.J.	San Diego Chargers	Offensive Tackle
Fowler, Jalston	Tennessee Titans	Fullback
Gilberry, Wallace	Cincinnati Bengals	Defensive Lineman
Harper, Roman	New Orleans Saints	Safety
Henry, Derrick	Tennessee Titans	Running Back
Hightower, Dont'a	New England Patriots	Linebacker
Ingram, Mark	New Orleans Saints	Running Back
Jackson, Kareem	Houston Texans	Cornerback
Johnson, Rashad	Tennessee Titans	Free Safety
Jones, Cyrus	New England Patriots	Cornerback
Jones, Julio	Atlanta Falcons	Wide Receiver
Kelly, Ryan	Indianapolis Colts	Center
Kirkpatrick, Dre	Cincinnati Bengals	Cornerback
Kouandjio, Arie	Washington Redskins	Offensive Guard
Kouandjio, Cyrus	Buffalo Bills	Offensive Tackle
Lacy, Eddie	Green Bay Packers	Running Back
Mathis, Evan	Arizona Cardinals	Offensive Guard
McCarron, AJ	Cincinnati Bengals	Quarterback
*McClain, Rolando	Dallas Cowboys	Linebacker
Mosley, C.J.	Baltimore Ravens	Linebacker
*Norwood, Kevin	New York Giants	Wide Receiver
*Pettway, DJ	New Orleans Saints	Linebacker
*Ragland, Reggie	Buffalo Bills	Linebacker
Reed, Jarran	Seattle Seahawks	Defensive Lineman
Robinson, A'Shawn	Detroit Lions	Defensive Lineman
*Shepherd, Austin	San Diego Chargers	Offensive Tackle
*Square, Damion	San Diego Chargers	Defensive Lineman
Smith, Andre	Minnesota Vikings	Offensive Tackle
Steen, Anthony	Miami Dolphins	Offensive Guard
Stinson, Ed	Arizona Cardinals	Defensive End
*Sunseri, Vinnie	San Francisco 49ers	Cornerback
Tinker, Carson	Jacksonville Jaguars	Center
Upshaw, Courtney	Atlanta Falcons	Linebacker
*Warmack, Chance	Tennessee Titans	Offensive Guard
*White, DeAndrew	New England Patriots	Wide Receiver
Yeldon, T.J.	Jacksonville Jaguars	Running Back

*Denotes IR/PS

ALABAMA IN THE NFL (WEEK 10): Below is a look at some of the highlights from last week by former Crimson Tide players currently in the NFL.

Julio Jones put on a record-breaking performance, hauling in 10 passes for 135 yards as the Atlanta Falcons fell to the Philadelphia Eagles, 24-15. His week 10 performance marked his sixth 100-yard game of the season and fourth in the past five weeks. On the season, Jones has amassed a league-leading 1,105 receiving yards and five touchdowns on 61 catches. He currently ranks second among wideouts in yards after the catch (353), fourth in receptions (61) and ninth in touchdowns (5).

In just his sixth season, Jones continues to re-write the NFL record books. He became the 14th player in NFL history to record at least 1,100 receiving yards in his team's first 10 games of the season, and he is the only player to accomplish the feat twice. Through 75 career games, Jones has grabbed 475 passes for 7,306 yards and 39 touchdowns. His reception total is the most in NFL history for a player in the first 75 games of his career, while his receiving-yardage total of 7,306 is the most by a player in the post-merger NFL over that time.

A pair of former Crimson Tide standouts went head-to-head on Monday Night Football, as **Landon Collins** and the New York Giants welcomed the Cincinnati Bengals and **Dre Kirkpatrick** to town.

Landon Collins continued his stellar play against the Bengals, finishing with five tackles and an interception to lead the Giants to a 21-20 victory over the Bengals. The interception was Collins' fourth in his last three games.

Collins is currently enjoying a breakout season in 2016, recording 74 tackles, four interceptions, three sacks and seven pass breakups. He leads all secondary defenders in tackles (74) and sacks (3), while ranking second in interceptions (4). Collins is the only player in the NFL to lead his team in all three statistical categories.

Dre Kirkpatrick also grabbed an interception on Monday Night Football to go along with five tackles. On the season, Kirkpatrick has 27 tackles, two interceptions and five pass breakups. His two picks ties for the Bengals' team lead.

Kareem Jackson recorded six tackles and returned an interception for a touchdown to help lead the Houston Texans to a 24-21 victory over the Jacksonville Jaguars last Sunday. Jackson is now tied for first in franchise history with 13 career interceptions. He is also the only player in team history to have three career interception returns for a touchdown.

Another pair of former Alabama standouts met in the late game on Sunday Night Football, with **Dont'a Hightower** of the New England Patriots squaring off against **Jarran Reed** and the Seattle Seahawks in Sunday's premiere matchup.

Dont'a Hightower once again led the New England defense in tackles, notching 10 stops and a pass breakup in the Patriots' 31-24 loss to Seattle.

Jarran Reed set a new personal mark with five tackles, including a half sack, in the Seahawks' win in Foxborough.

ALABAMA FOOTBALL CAREER PARTICIPATION CHART

	Career G-GS	2016 G-GS	2015 G-GS	2014 G-GS	2013 G-GS	2012 G-GS	Consecutive Games	Consecutive Starts
Jonathan Allen	51-33	10-10	15-11	14-12	12-0	—	51	12
Keaton Anderson	10-0	10-0	RS	—	—	—	10	—
Ryan Anderson	52-10	10-10	15-0	14-0	13-0	RS	50	10
Anthony Averett	17-8	10-8	6-0	1-0	—	—	10	4
Dakota Ball	35-2	10-0	12-2	12-0	1-0	—	16	—
Blake Barnett	3-1	3-1	RS	—	—	—	—	—
Cooper Bateman	39-1	10-0	15-1	14-0	RS	—	39	—
Bradley Bozeman	34-12	10-10	15-0	9-2	—	—	25	10
Mekhi Brown	1-0	1-0	RS	—	—	—	1	—
Tony Brown	32-4	6-2	13-0	13-2	—	—	6	2
Shyheim Carter	5-0	5-0	—	—	—	—	1	—
Josh Casher	4-0	3-0	1-0	RS	—	—	1	—
Ronnie Clark	4-0	1-0	3-0	RS	—	—	1	—
David Cornwell	2-0	2-0	0-0	RS	—	—	1	—
Lester Cotton	13-5	9-5	4-0	—	—	—	9	—
Raekwon Davis	5-0	5-0	—	—	—	—	1	—
Will Davis	1-0	—	1-0	SQ	—	—	—	—
Gehrig Dieter	10-8	10-8	—	—	—	—	10	3
Trevon Diggs	10-0	10-0	—	—	—	—	10	—
Johnny Dwight	1-0	—	1-0	RS	—	—	—	—
B.J. Emmons	7-0	7-0	—	—	—	—	—	—
Rashaan Evans	36-0	9-0	14-0	13-0	—	—	6	—
Raheem Falkins	19-0	4-0	RS	8-0	7-0	—	—	—
Minkah Fitzpatrick	24-20	10-10	14-10	—	—	—	14	12
Miller Forristall	10-1	10-1	—	—	—	—	10	—
Reuben Foster	45-19	10-10	15-8	11-1	9-0	—	26	11
Robert Foster	20-3	8-0	3-3	9-0	RS	—	1	—
Josh Frazier	21-0	9-0	6-0	6-0	—	—	8	—
Derrick Gore	17-0	10-0	7-0	—	—	—	10	—
Brandon Greene	49-3	10-0	15-1	11-1	13-1	RS	33	—
Adam Griffith (PK)	46-38	10-10	15-15	14-14	8-0	RS	28	28
Terrell Hall	7-0	7-0	—	—	—	—	6	—
Shaun Dion Hamilton	39-14	10-9	15-5	14-0	—	—	39	2
Da'Shawn Hand	34-0	10-0	15-0	9-0	—	—	25	—
Damien Harris	22-8	10-8	12-0	—	—	—	16	3
Truett Harris	3-0	2-0	1-0	SQ	—	—	—	—
Ronnie Harrison	25-11	10-10	15-1	—	—	—	25	10
J.C. Hassenauer	15-0	7-0	7-0	1-0	—	—	1	—
Hale Hentges	24-5	10-3	14-2	—	—	—	22	—
Keith Holcombe	25-0	10-0	15-0	RS	—	—	25	—
O.J. Howard	52-32	10-8	15-15	14-3	13-6	—	52	7
Marlon Humphrey	25-25	10-10	15-15	RS	—	—	25	25
Jalen Hurts	10-9	10-9	—	—	—	—	10	9
Eddie Jackson	41-38	8-8	15-15	11-11	7-4	—	—	—
Josh Jacobs	10-1	10-1	—	—	—	—	10	—
Anfernee Jennings	10-0	10-0	RS	—	—	—	10	—
Hootie Jones	26-1	10-1	9-0	7-0	—	—	10	—
Brandon Kennedy	8-0	8-0	RS	—	—	—	2	—
Derek Kief	17-0	7-0	10-0	RS	—	—	1	—
Jamar King	1-0	1-0	—	—	—	—	—	—
Korren Kirven	24-2	10-1	6-1	3-0	5-0	RS	10	1
Xavian Marks	4-0	3-0	1-0	—	—	—	—	—
Jared Mayden	3-0	3-0	—	—	—	—	1	—
Cole Mazza	49-49 (LS)	10-10	13-13	13-13	13-13	—	21	21
Christian Miller	22-0	10-0	12-0	RS	—	—	17	—
Jamey Mosley	4-0	4-0	SQ	—	—	—	1	—
Andy Pappanastos	3-0	3-0	—	—	—	—	1	—
Da'Ron Payne	25-13	10-10	15-3	—	—	—	25	10
Richie Petitbon	1-0	1-0	RS	—	—	—	1	—
Ross Pierschbacher	25-25	10-10	15-15	RS	—	—	25	25
Avery Reid	1-0	1-0	SQ	—	—	—	—	—
Calvin Ridley	25-21	10-10	15-11	—	—	—	25	11
Aaron Robinson	10-0	10-0	—	—	—	—	10	—
Cam Robinson	39-39	10-10	15-15	14-14	—	—	39	39
Bo Scarbrough	16-1	9-1	7-0	—	—	—	—	—
JK Scott (P)	39-39	10-10	15-15	14-14	—	—	39	39
T.J. Simmons	8-0	8-0	—	—	—	—	2	—
Cam Sims	34-2	9-2	13-0	12-0	—	—	8	—
Irv Smith Jr.	6-0	6-0	—	—	—	—	6	—
O.J. Smith	2-0	1-0	1-0	RS	—	—	—	—
ArDarius Stewart	34-25	8-8	15-15	11-2	RS	—	5	5
Alphonse Taylor	40-21	5-4	15-15	12-2	8-0	RS	—	—
Deionte Thompson	10-0	10-0	RS	—	—	—	10	—
Dalvin Tomlinson	40-10	10-10	15-0	14-0	1-0	RS	39	10
Levi Wallace	6-0	6-0	SQ	—	—	—	2	—
Dallas Warmack	14-0	7-0	7-0	—	—	—	5	—
Jonah Williams	10-10	10-10	—	—	—	—	10	10
Tim Williams	44-2	10-2	15-0	12-0	7-0	—	25	—
Mack Wilson	10-0	10-0	—	—	—	—	10	—
Matt Womack	7-0	7-0	RS	—	—	—	1	—

ALABAMA'S MILESTONE VICTORIES

Win	Result of Game (Date and Site)
1	Alabama 56, Birmingham HS 0 Nov. 11, 1892 - Birmingham, Ala.
100	Alabama 49, Ole Miss 0 Oct. 11, 1919 - Tuscaloosa, Ala.
150	Alabama 34, Florida 0 Nov. 14, 1925 - Montgomery, Ala.
200	Alabama 28, George Washington 6 Oct. 8, 1932 - Washington, D.C.
250	Alabama 26, Kentucky 6 Oct. 29, 1938 - Lexington, Ky.
300	Alabama 54, SW Louisiana 0 Oct. 12, 1946 - Tuscaloosa, Ala.
350	Alabama 33, Georgia 12 Oct. 31, 1953 - Athens, Ga.
400	Alabama 36, Miami (FL) 3 Nov. 10, 1962 - Tuscaloosa, Ala.
450	Alabama 17, Southern Mississippi 14 Sept. 28, 1968 - Mobile, Ala.
500	Alabama 21, LSU 7 Nov. 22, 1973 - Baton Rouge, La.
550	Alabama 35, Virginia Tech 0 Oct. 28, 1978 - Tuscaloosa, Ala.
600	Alabama 28, Southern Mississippi 16 Nov. 12, 1983 - Birmingham, Ala.
650	Alabama 32, LSU 16 Nov. 11, 1989 - Baton Rouge, La.
700	Alabama 23, Ole Miss 9 Oct. 21, 1995 - Oxford, Miss.
750	Alabama 34, Tennessee 14 Oct. 26, 2002 - Knoxville, Tenn.
800	Alabama 30, Mississippi State 10 Nov. 13, 2010 - Tuscaloosa, Ala.
850	Alabama 42, Missouri 13 Dec. 6, 2014 - Atlanta, Ga.

ALABAMA'S 10-WIN FOOTBALL SEASONS

Year	Record
1920	10-1
1925	10-0
1930	10-0
1934	10-0
1945	10-0
1952	10-2
1961	11-0
1962	10-2
1964	10-1
1966	11-0
1971	11-1
1972	10-2
1973	11-1
1974	11-1
1975	11-1
1977	11-1
1978	11-1
1979	12-0
1980	10-2
1986	10-3
1989	10-2
1991	11-1
1992	13-0
1994	12-1
1996	10-3
1999	10-3
2002	10-3
2008	12-2
2009	14-0
2010	10-3
2011	12-1
2012	13-1
2013	11-2
2014	12-2
2015	14-1
2016	10-0

BRYANT-DENNY STADIUM ALL-TIME OPPONENTS

Opponent	Record
Arkansas	10-2
Arkansas State	1-0
AUBURN	3-5
BYU	1-0
Central Florida	0-1
Charleston Southern	1-0
CHATTANOOGA	6-0
Cincinnati	2-0
Clemson	6-0
Colorado State	1-0
Duke	1-0
Duquesne	2-0
Florida	8-4
Florida Atlantic	2-0
Florida International	2-0
Florida State	2-0
Furman	3-0
Georgia	5-2
Georgia Southern	1-0
Georgia State	2-0
Hawai'i	1-0
Houston	5-0
Howard	9-0
KENT STATE	2-0
KENTUCKY	8-0
LSU	8-8
Louisiana-Monroe	2-1
Louisiana Tech	0-1
Louisville	2-0
Mercer	2-0
Memphis State	4-0
Miami (Fla.)	6-0
Middle Tennessee	2-0
Millsaps	1-0
Ole Miss	17-2
Mississippi College	1-0
MISSISSIPPI STATE	37-8-1
North Carolina State	4-0
North Texas	4-0
Northern Illinois	0-1
Oglethorpe	1-0
Oklahoma	0-1
Penn State	2-2
Pensacola N.A.S.	1-0
Richmond	1-0
Rutgers	1-0
San Jose State	1-0
Sewanee	1-0
South Carolina	8-1
Southern Miss	20-1-1
Southwestern Louisiana	4-0
Southwestern Presbyterian	1-0
Tampa	1-0
Temple	1-0
Tennessee	6-3
TEXAS A&M	2-1
TCU	0-2
Tulane	2-0
Tulsa	3-0
UCLA	0-1
Utah State	2-0
Vanderbilt	15-1
Villanova	0-1
Virginia Tech	7-0
Washington	1-0
Western Carolina	4-0
WESTERN KENTUCKY	3-0
Wichita State	1-0

BOLD indicates 2016 home opponents

ALABAMA HEAD COACH NICK SABAN



PREVIOUS COACHING EXPERIENCE

Miami Dolphins	Head Coach (2005-06)
LSU	Head Coach (2000-04)
Michigan State	Head Coach (1995-99)
Cleveland Browns	Def. Coordinator (1991-94)
Toledo	Head Coach (1990)
Houston Oilers	Secondary (1988-89)
Michigan State	Defensive Coordinator Secondary (1983-87)

YEAR-BY-YEAR RECORD

TOLEDO (9-2, .818)

Year	Overall	Conf.	Notes
1990	9-2	7-1	MAC Champs

MICHIGAN STATE (34-24-1, .585)

Year	Overall	Conf.	Notes
1995	6-5-1	4-3-1	Independence Bowl
1996	6-6	5-3	Sun Bowl
1997	7-5	4-4	Aloha Bowl
1998	6-6	4-4	
1999	9-2	6-2	Second Place Big Ten

LSU (48-16, .750)

Year	Overall	Conf.	Notes
2000	8-4	5-3	Peach Bowl
2001	10-3	5-3	SEC Champions; Sugar Bowl
2002	8-5	5-3	SEC West Champions
2003	13-1	7-1	BCS and SEC Champions
2004	9-3	6-2	Capital One Bowl

MIAMI DOLPHINS (15-17, .469)

Year	Overall	Notes
2005	9-7	Dolphins' 5-game improvement
2006	6-10	was among NFL's best

ALABAMA (110-18, .859) [115-18, .865]

Year	Overall	Conf.	Notes
2007	%2-6 (7-6)	1-4 (4-4)	Independence Bowl
2008	12-2	8-0	Sugar Bowl
2009	14-0	8-0	BCS and SEC Champions
2010	10-3	5-3	Capital One Bowl Champs
2011	12-1	7-1	BCS National Champions
2012	13-1	7-1	BCS and SEC Champions
2013	11-2	7-1	Sugar Bowl
2014	12-2	7-1	SEC Champions; CFB Playoff
2015	14-1	7-1	CFB and SEC Champions
2016	10-0	7-0	

% Five wins later vacated by NCAA.

COLLEGE:	201-60-1 (.769) [206-60-1, .773]
TOTAL:	216-77-1 (.736) [221-77-1, .741]

- Saban has a 201-60-1 (.769) record as a college head coach to date (206-60-1, .773 on-field record). He has five national championships – four at Alabama – seven conference championships and 17 of his teams have played in postseason bowl games, including a trip to the BCS National Championship Game following the 2003, 2009, 2011 and 2012 seasons and the College Football Playoff National Championship Game in 2015.

- Saban is the only coach to win four BCS national championships and the only coach to win back-to-back BCS national championships. He has won five titles in his last 13 years coaching college football after capturing CFP National Championship following the 2015 season. Saban is one of three college coaches in the poll era (since 1936) to win three national championships in four years, joining Frank Leahy (Notre Dame - 1946-47, 1949) and Tom Osborne (Nebraska - 1994-95, 1997). He is also just the second coach in the poll era to win five national championships (Paul "Bear" Bryant).

- In 2009, Saban produced Alabama's first national championship in 17 years by guiding the Crimson Tide to a 14-0 season with dominant wins over Florida in the SEC championship and Texas in the Citi BCS National Championship Game. He then followed that up with his second BCS championship in three years with a 21-0 shutout of LSU following the 2011 season at the Allstate BCS National Championship Game. He made it back-to-back BCS national championships in 2012 with a 42-14 win over Notre Dame in the Discover BCS National Championship Game. He then took down Clemson 45-40 to capture title No. 5 following the 2015 season in the CFP National Championship Game.

- In addition to the on-field success, the 2011 team was also recognized with the Disney Spirit Award, which was presented to snapper Carson Tinker, for the team's response to the community following the tornado that devastated Tuscaloosa on April 27, 2011. The Tide also had extensive success in the classroom that year with 38 SEC Academic Honor Roll selections, a league record, and produced an Academic All-American in Barrett Jones.

- His most recent college head coaching stint, a five-season run at LSU, produced a record of 48-16 (.750), one national championship (2003), two Southeastern Conference championships, three SEC West Division championships, and a 3-2 record in bowl games including two Sugar Bowl victories and a Peach Bowl win. The Tigers constructed a 28-12 (.700) record against SEC opponents under Saban's guidance. He was named the 2003 National Coach of the Year by the Associated Press and earned both the Paul W. "Bear" Bryant National Coach of the Year Award and the Eddie Robinson Coach of the Year Award by the Football Writers Association of America. Saban was named SEC Coach of the Year twice (by the Birmingham News in 2001 and by the Associated Press in 2003).

- Saban served as head coach at Michigan State from 1995-99, his second stint at the East Lansing school as he also spent 1983-87 as the Spartans' defensive coordinator/secondary coach. After playing in just one bowl game in the previous four years, Michigan State made four postseason appearances in Saban's five years at the helm. Saban led MSU to a 34-24-1 (.585) record as head coach.

- In 1999, Saban led his final Spartans team to a No. 7 national ranking as MSU finished in a tie for second in the Big Ten. The Spartans defeated Notre Dame, Michigan, Ohio State and Penn State in the same year for the first time since 1965 and recorded six wins at home for the first time since the 1912 season. The Spartans' performance that year landed them a spot in the Citrus Bowl. The Spartans led the Big Ten in rushing defense (77.0 yards per game) and total defense (299.0 yards per game) while ranking fifth nationally in rushing defense and 11th in total defense. The Michigan State offense averaged 31.0 points per game.

- Saban's first head coaching position came at the University of Toledo in 1990, as he guided the Rockets to a record of 9-2 that year, finishing as co-champions of the Mid-American Conference. The Rockets ranked among the NCAA leaders in both total defense (12th at 284.8 yards) and scoring defense (16th at 16.2 points), and missed posting an undefeated record by a mere five points.

- A native of Fairmont, W.Va., Saban is a 1973 graduate of Kent State University where he earned a bachelor's degree in business. He earned a master's degree in sports administration from Kent State in 1975. Born October 31, 1951, Saban and his wife, the former Terry Constable, have two children, Nicholas and Kristen. They have one granddaughter, Amélie, and a daughter-in-law, Kelsé.

- At Michigan State, Saban started the "Nick's Kids" Foundation, which the Sabans continue here in Tuscaloosa. Since their arrival at the University of Alabama, the Sabans have helped raise approximately \$5.5 million for "Nick's Kids" that has been distributed to more than 250 charities and organizations throughout the state of Alabama and the Southeast. The Sabans also built 16 homes, one for each of the Tide's national championships, with Project Team Up and Habitat for Humanity following the April 27, 2011, tornado that struck Tuscaloosa.

- In June of 2008, the Sabans announced a \$1 million gift to benefit Alabama's first-generation scholarship program. The gift has a special meaning to the Sabans as both Nick and Terry were both first-generation graduates.

SABAN PERSONAL QUICK FACTS

Born:	October 31, 1951
Wife:	Terry
Children:	Nicholas and Kristen
Education:	Kent State Bachelor's Degree Business (1973)

Kent State Master's Degree Sports Administration (1975)

SABAN YEAR-BY-YEAR RESULTS (PRIOR TO ALABAMA)

1990 - TOLEDO (9-2-0, 7-1 MAC)

Date	Opponent	Score
Sept. 8	at Miami (Ohio)	W, 20-14
Sept. 15	Northern Illinois	W, 23-14
Sept. 22	at Ball State	W, 28-16
Sept. 29	at Ohio	W, 27-20
Oct. 6	Eastern Michigan	W, 37-23
Oct. 13	Bowling Green	W, 19-13
Oct. 20	at Central Michigan	L, 12-13
Oct. 27	Kent State	W, 28-14
Nov. 3	at Western Michigan	W, 37-9
Nov. 10	Navy	L, 10-14
Nov. 17	Arkansas State	W, 43-28

1995 - MICHIGAN STATE (6-5-1, 4-3-1 Big 10)

Date	Opponent	Score
Sept. 9	Nebraska	L, 10-50
Sept. 16	at Louisville	W, 30-7
Sept. 23	at Purdue	T, 35-35
Sept. 30	Boston College	W, 25-21
Oct. 7	Iowa (HC)	L, 7-21
Oct. 14	at Illinois	W, 27-21
Oct. 21	Minnesota	W, 34-31
Oct. 28	at Wisconsin	L, 14-45
Nov. 4	Michigan	W, 28-25
Nov. 11	at Indiana	W, 31-13
Nov. 25	Penn State	L, 20-24
Dec. 29	LSU (Independence Bowl)	L, 26-45

1996 - MICHIGAN STATE (6-6, 5-3 Big 10)

Date	Opponent	Score
Aug. 31	Purdue	W, 52-14
Sept. 7	at Nebraska	L, 14-55
Sept. 21	Louisville	L, 20-30
Sept. 28	Eastern Michigan	W, 47-0
Oct. 5	at Iowa	L, 30-37
Oct. 12	Illinois (HC)	W, 42-14
Oct. 19	at Minnesota	W, 27-9
Oct. 26	Wisconsin	W, 30-13
Nov. 2	at Michigan	L, 29-45
Nov. 9	Indiana	W, 38-15
Nov. 23	at Penn State	L, 29-32
Dec. 31	Stanford (Sun Bowl)	L, 0-38

1997 - MICHIGAN STATE (7-5, 4-4)

Date	Opponent	Score
Sept. 6	Western Michigan	W, 42-10
Sept. 13	Memphis	W, 51-21
Sept. 20	at Notre Dame	W, 23-7
Oct. 4	Minnesota (HC)	W, 31-10
Oct. 11	at Indiana	W, 38-6
Oct. 18	at Northwestern	L, 17-19
Oct. 25	Michigan	L, 7-23
Nov. 1	Ohio State	L, 13-37
Nov. 8	at Purdue	L, 21-22
Nov. 22	at Illinois	W, 27-17
Nov. 29	Penn State	W, 49-14
Dec. 25	Washington (Aloha Bowl)	L, 23-51

1998 - MICHIGAN STATE (6-6, 4-4 Big 10)

Date	Opponent	Score
Aug. 29	Colorado State	L, 16-23
Sept. 5	at Oregon	L, 14-48
Sept. 12	Notre Dame	W, 45-23
Sept. 26	at Michigan	L, 17-29
Oct. 3	Central Michigan	W, 38-7
Oct. 10	Indiana (HC) (2 OT)	W, 38-31
Oct. 24	at Minnesota	L, 18-19
Oct. 31	Northwestern	W, 29-5
Nov. 7	at Ohio State	W, 28-24
Nov. 14	Purdue	L, 24-25
Nov. 21	Illinois	W, 41-9
Nov. 28	at Penn State	L, 28-51

1999 - MICHIGAN STATE (9-2, 6-2 Big 10)

Date	Opponent	Score
Sept. 2	Oregon	W, 27-20
Sept. 11	Eastern Michigan	W, 51-7
Sept. 18	at Notre Dame	W, 23-13
Sept. 25	at Illinois	W, 27-10
Oct. 2	Iowa (HC)	W, 49-3
Oct. 9	Michigan	W, 34-31
Oct. 16	at Purdue	L, 28-52
Oct. 30	at Wisconsin	L, 10-40
Nov. 6	Ohio State	W, 23-7
Nov. 13	at Northwestern	W, 34-0
Nov. 20	Penn State	W, 35-28

2000 - LSU (8-4, 5-3 SEC)

Date	Opponent	Score
Sept. 2	Western Carolina	W, 58-0
Sept. 9	Houston	W, 28-13
Sept. 16	at Auburn	L, 17-34
Sept. 23	Alabama-Birmingham (HC)	L, 10-13
Sept. 30	Tennessee (OT)	W, 38-31
Oct. 7	at Florida	L, 9-41
Oct. 14	Kentucky	W, 34-0
Oct. 21	Mississippi State (OT)	W, 45-38
Nov. 4	Alabama	W, 30-28
Nov. 11	at Ole Miss	W, 20-9
Nov. 24	at Arkansas	L, 3-14
Dec. 29	Georgia Tech (Peach Bowl)	W, 28-14

2001 - LSU (10-3, 5-3 SEC)

Date	Opponent	Score
Sept. 1	Tulane	W, 48-17
Sept. 8	Utah State	W, 31-14
Sept. 29	at Tennessee	L, 18-26
Oct. 6	Florida	L, 15-44
Oct. 13	at Kentucky	W, 29-25
Oct. 20	at Mississippi State	W, 42-0
Oct. 27	Ole Miss	L, 24-35
Nov. 3	at Alabama	W, 35-21
Nov. 10	Middle Tennessee (HC)	W, 30-14
Nov. 23	Arkansas	W, 41-38
Dec. 1	Auburn	W, 27-14
Dec. 8	Tennessee (SEC Champ.)	W, 30-21
Jan. 1	Illinois (Sugar Bowl)	W, 47-34

2002 - LSU (8-5, 5-3 SEC)

Date	Opponent	Score
Sept. 1	at Virginia Tech	L, 8-26
Sept. 7	The Citadel	W, 35-10
Sept. 14	Miami (Ohio)	W, 33-7
Sept. 28	Mississippi State	W, 31-13
Oct. 5	Louisiana-Lafayette (HC)	W, 48-0
Oct. 12	at Florida	W, 36-7
Oct. 19	South Carolina	W, 38-14
Oct. 26	at Auburn	L, 7-32
Nov. 9	at Kentucky	W, 33-30
Nov. 16	Alabama	L, 0-31
Nov. 23	Ole Miss	W, 14-13
Nov. 29	at Arkansas	L, 20-21
Jan. 1	Texas (Cotton Bowl)	L, 20-35

2003 - LSU (13-1, 7-1 SEC)

Date	Opponent	Score
Aug. 30	Louisiana-Monroe	W, 49-7
Sept. 6	at Arizona	W, 59-13
Sept. 13	Western Illinois	W, 35-7
Sept. 20	Georgia	W, 17-10
Sept. 27	at Mississippi State	W, 41-6
Oct. 11	Florida	L, 7-19
Oct. 18	at South Carolina	W, 33-7
Oct. 25	Auburn	W, 31-7
Nov. 1	Louisiana Tech (HC)	W, 49-10
Nov. 15	at Alabama	W, 27-3
Nov. 22	at Ole Miss	W, 17-14
Nov. 29	Arkansas	W, 55-24
Dec. 6	Georgia (SEC Champ.)	W, 34-13
Jan. 4	Oklahoma (BCS Champ.)	W, 21-14

2004 - LSU (9-3, 6-2 SEC)

Date	Opponent	Score
Sept. 4	Oregon State (OT)	W, 22-21
Sept. 11	Arkansas State	W, 55-3
Sept. 18	at Auburn	L, 9-10
Sept. 25	Mississippi State	W, 55-0
Oct. 2	at Georgia	L, 16-45
Oct. 9	at Florida	W, 24-21
Oct. 23	Troy State (HC)	W, 24-20
Oct. 30	Vanderbilt	W, 24-7
Nov. 13	Alabama	W, 26-10
Nov. 20	Ole Miss	W, 27-24
Nov. 26	Arkansas	W, 43-14
Jan. 1	Iowa (Capital One Bowl)	L, 25-30

SABAN YEAR-BY-YEAR RESULTS (AT ALABAMA)

2007 - ALABAMA (2-6, 1-4 SEC) [7-6, 4-4 SEC]

Date	Opponent	Score
Sept. 1	Western Carolina	%W, 52-6
Sept. 8	at Vanderbilt	%W, 24-10
Sept. 15	Arkansas	%W, 41-38
Sept. 22	Georgia (OT)	L, 23-26
Sept. 29	Florida State (Jacksonville)	L, 14-21
Oct. 6	Houston (HC)	%W, 30-24
Oct. 13	at Ole Miss	%W, 27-24
Oct. 20	Tennessee	W, 41-17
Nov. 3	LSU	L, 34-41
Nov. 10	at Mississippi State	L, 12-17
Nov. 17	Louisiana-Monroe	L, 14-21
Nov. 25	at Auburn	L, 10-17
Dec. 30	Colorado (Independence Bowl)	W, 30-24

% Later vacated by NCAA ruling.

2008 - ALABAMA (12-2, 8-0 SEC)

Date	Opponent	Score
Aug. 30	Clemson (Atlanta)	W, 34-10
Sept. 6	Tulane	W, 20-6
Sept. 13	Western Kentucky	W, 41-7
Sept. 20	at Arkansas	W, 49-14
Sept. 27	at Georgia	W, 41-30
Oct. 4	Kentucky	W, 17-14
Oct. 18	Ole Miss	W, 24-20
Oct. 25	at Tennessee	W, 29-9
Nov. 1	Arkansas State (HC)	W, 35-0
Nov. 8	at LSU (OT)	W, 27-21
Nov. 15	Mississippi State	W, 32-7
Nov. 29	Auburn	W, 36-0
Dec. 6	Florida (SEC Champ.)	L, 20-31
Jan. 1	Utah (Sugar Bowl)	L, 17-31

2009 - ALABAMA (14-0, 8-0 SEC)

Date	Opponent	Score
Sept. 5	Virginia Tech (Atlanta)	W, 34-24
Sept. 12	Florida International	W, 40-14
Sept. 19	North Texas	W, 53-7
Sept. 26	Arkansas	W, 35-7
Oct. 3	at Kentucky	W, 38-20
Oct. 10	at Ole Miss	W, 22-3
Oct. 17	South Carolina (HC)	W, 20-6
Oct. 24	Tennessee	W, 12-10
Nov. 7	LSU	W, 24-15
Nov. 14	at Mississippi State	W, 31-3
Nov. 21	Tennessee-Chattanooga	W, 45-0
Nov. 27	at Auburn	W, 26-21
Dec. 5	Florida (SEC Champ.)	W, 32-13
Jan. 7	Texas (BCS Champ.)	W, 37-21

2010 - ALABAMA (10-3, 5-3 SEC)

Date	Opponent	Score
Sept. 4	San Jose State	W, 48-3
Sept. 11	Penn State	W, 24-3
Sept. 18	at Duke	W, 62-13
Sept. 25	at Arkansas	W, 24-20
Oct. 2	Florida	W, 31-6
Oct. 9	at South Carolina	L, 21-35
Oct. 16	Ole Miss (HC)	W, 23-10
Oct. 23	at Tennessee	W, 41-10
Nov. 6	at LSU	L, 21-24
Nov. 13	Mississippi State	W, 30-10
Nov. 18	Georgia State	W, 63-7
Nov. 26	Auburn	L, 27-28
Jan. 1	Michigan State (Capital One Bowl)	W, 49-7

2011 - ALABAMA (12-1, 7-1 SEC)

Date	Opponent	Score
Sept. 3	Kent State	W, 48-7
Sept. 10	at Penn State	W, 27-11
Sept. 17	North Texas	W, 41-0
Sept. 24	Arkansas	W, 38-14
Oct. 1	at Florida	W, 38-10
Oct. 8	Vanderbilt	W, 34-0
Oct. 15	at Ole Miss	W, 52-7
Oct. 22	Tennessee	W, 37-6
Nov. 5	LSU (OT)	L, 6-9
Nov. 12	at Mississippi State	W, 24-7
Nov. 19	Georgia Southern	W, 45-21
Nov. 26	at Auburn	W, 42-14
Jan. 9	vs. LSU (BCS Champ.)	W, 21-0

2012 - ALABAMA (13-1, 7-1 SEC)

Date	Opponent	Score
Sept. 1	vs. Michigan (Arlington)	W, 41-14
Sept. 8	Western Kentucky	W, 35-0
Sept. 15	at Arkansas	W, 52-0
Sept. 22	Florida Atlantic	W, 40-7
Sept. 29	Ole Miss	W, 33-14
Oct. 13	at Missouri	W, 42-10
Oct. 20	at Tennessee	W, 44-13
Oct. 27	Mississippi State	W, 38-7
Nov. 3	at LSU	W, 21-17
Nov. 10	Texas A&M	L, 24-29
Nov. 17	Western Carolina	W, 49-0
Nov. 24	Auburn	W, 49-0
Dec. 1	vs. Georgia (SEC Champ.)	W, 32-28
Jan. 7	vs. Notre Dame (BCS Champ.)	W, 42-14

2013 - ALABAMA (11-2, 7-1 SEC)

Date	Opponent	Score
Aug. 31	vs. Virginia Tech (Atlanta)	W, 35-10
Sept. 14	at Texas A&M	W, 49-42
Sept. 21	Colorado State	W, 31-6
Sept. 28	Ole Miss	W, 25-0
Oct. 5	Georgia State	W, 45-3
Oct. 12	at Kentucky	W, 48-7
Oct. 19	Arkansas	W, 52-0
Oct. 26	Tennessee	W, 45-10
Nov. 9	LSU	W, 38-17
Nov. 16	at Mississippi State	W, 20-7
Nov. 23	Chattanooga	W, 49-0
Nov. 30	at Auburn	L, 28-34
Jan. 2	vs. Oklahoma (Sugar Bowl)	L, 31-45

2014 - ALABAMA (12-2, 7-1 SEC)

Date	Opponent	Score
Aug. 30	vs. West Virginia (Atlanta)	W, 33-23
Sept. 6	Florida Atlantic	W, 41-0
Sept. 13	Southern Miss	W, 52-12
Sept. 20	Florida	W, 42-21
Oct. 4	at Ole Miss	L, 17-23
Oct. 11	at Arkansas	W, 14-13
Oct. 18	Texas A&M	W, 59-0
Oct. 25	at Tennessee	W, 34-20
Nov. 8	at LSU (OT)	W, 20-13
Nov. 15	Mississippi State	W, 25-20
Nov. 22	Western Carolina	W, 48-14
Nov. 29	Auburn	W, 55-44
Dec. 6	vs. Missouri (SEC Champ.)	W, 42-13
Jan. 1	vs. Ohio State (CFP Semifinal)	L, 35-42

2015 - ALABAMA (14-1, 7-1 SEC)

Date	Opponent	Score
Sept. 5	vs. Wisconsin (Arlington)	W, 35-17
Sept. 12	Middle Tennessee	W, 37-10
Sept. 19	Ole Miss	L, 37-43
Sept. 26	Louisiana-Monroe	W, 34-0
Oct. 3	at Georgia	W, 38-10
Oct. 10	Arkansas	W, 27-14
Oct. 17	at Texas A&M	W, 41-23
Oct. 24	Tennessee	W, 19-14
Nov. 7	LSU	W, 30-16
Nov. 14	at Mississippi State	W, 31-6
Nov. 21	Charleston Southern	W, 56-6
Nov. 28	at Auburn	W, 29-13
Dec. 5	vs. Florida (SEC Champ.)	W, 29-15
Dec. 31	vs. Michigan State (CFP Semi.)	W, 38-0
Jan. 11	vs. Clemson (CFP Champ.)	W, 45-40

2016 - ALABAMA (10-0, 7-0 SEC)

Date	Opponent	Score
Sept. 3	vs. USC (Arlington)	W, 52-6
Sept. 10	Western Kentucky	W, 38-10
Sept. 17	at Ole Miss	W, 48-43
Sept. 24	Kent State	W, 48-0
Oct. 1	Kentucky	W, 34-6
Oct. 8	at Arkansas	W, 49-30
Oct. 15	at Tennessee	W, 49-10
Oct. 22	Texas A&M	W, 33-14
Nov. 5	at LSU	W, 10-0
Nov. 12	Mississippi State	W, 51-3

THE LAST TIME IT HAPPENED

INDIVIDUAL

Kickoff Returned for a Touchdown	Alabama:	Kenyan Drake vs. Clemson in Glendale, Jan. 11, 2016 (95 yards)
	Opponent:	Mario Alford, West Virginia in Atlanta, Aug. 30, 2014 (100 yards)
Punt Returned for a Touchdown	Alabama:	Eddie Jackson vs. Tennessee in Knoxville, Oct. 15, 2016 (79 yards)
	Opponent:	Antonio Callaway, Florida in Atlanta, Dec. 5, 2015 (85 yards)
Interception Returned for a Touchdown	Alabama:	Ronnie Harrison vs. Tennessee in Knoxville, Oct. 15, 2016 (58 yards)
	Opponent:	Steve Miller, Ohio State in New Orleans, Jan. 1, 2015 (41 yards)
Fumble Return/Recovery for a Touchdown	Alabama:	Jonathan Allen vs. Texas A&M in Tuscaloosa, Oct. 22, 2016 (30 yards)
	Opponent:	John Youngblood, Ole Miss in Oxford, Sept. 17, 2016 (44 yards)
Blocked Punt Returned for a Touchdown	Alabama:	Minkah Fitzpatrick (block and return) vs. Georgia in Athens, Oct. 3, 2015 (1 yard)
	Opponent:	Thomas Davis, Georgia in Athens, Oct. 4, 2003 (7 yards)
Blocked FG Returned for a Touchdown	Alabama:	Dont'a Hightower (blk)/Dre Kirkpatrick (ret) vs. Georgia Southern in Tuscaloosa, Nov. 19, 2011 (55 yards)
	Opponent:	Cornelius Washington (blk)/Alec Ogletree (ret), Georgia in Atlanta, Dec. 1, 2012 (55 yards)
Blocked PAT for Two-Point Conversion	Alabama:	Kenny Smith & Kecalif Bailey vs. E. Carolina in Tuscaloosa, Oct. 17, 1998
	Opponent:	Kevin Woods, Northern Illinois in Tuscaloosa, Sept. 20, 2003
Blocked Punt	Alabama:	Keith Holcombe vs. Florida in Atlanta, Dec. 5, 2015
	Opponent:	Myles Garrett, Texas A&M in College Station, Oct. 17, 2015
Blocked PAT	Alabama:	A'Shawn Robinson vs. LSU in Tuscaloosa, Nov. 7, 2015
	Opponent:	Tolando Cleveland, Mississippi State in Starkville, Nov. 14, 2015
Blocked Field Goal	Alabama:	Ronnie Harrison vs. LSU in Baton Rouge, Nov. 5, 2016
	Opponent:	Cornelius Washington, Georgia in Atlanta, Dec. 1, 2012
300+ Yards Total Offense	Alabama:	304, Jalen Hurts vs. Tennessee in Knoxville, Oct. 15, 2016 (172 passing, 132 rushing)
	Opponent:	390, Austin Allen, Arkansas in Fayetteville, Oct. 8, 2016 (400 passing, -10 rushing)
400+ Yards Total Offense	Alabama:	447, Jalen Hurts vs. Mississippi State in Tuscaloosa, Nov. 12, 2016 (347 passing, 100 rushing)
	Opponent:	469, Chad Kelly, Ole Miss in Oxford, Sept. 17, 2016 (421 passing, 48 rushing)
100 Yards Rushing	Alabama:	100, Jalen Hurts vs. Mississippi State in Tuscaloosa, Nov. 12, 2016
	Opponent:	146, Nick Chubb, Georgia in Athens, Oct. 3, 2015
200 Yards Rushing	Alabama:	271, Derrick Henry vs. Auburn in Auburn, Nov. 28, 2015
	Opponent:	230, Ezekiel Elliott, Ohio State in New Orleans, Jan. 1, 2015
250 Yards Rushing	Alabama:	271, Derrick Henry vs. Auburn in Auburn, Nov. 28, 2015
	Opponent:	256, Bo Jackson, Auburn in Birmingham, Dec. 3, 1983
300 Yards Rushing	Alabama:	Has not occurred
	Opponent:	Has not occurred
Three Rushing Touchdowns	Alabama:	Jalen Hurts vs. Tennessee in Knoxville, Oct. 15, 2016
	Opponent:	DeShaun Foster, UCLA in Los Angeles, Sept. 2, 2000
Four Rushing Touchdowns	Alabama:	Trent Richardson vs. Ole Miss in Oxford, Oct. 15, 2011
	Opponent:	N/A
Five Rushing Touchdowns	Alabama:	Santonio Beard vs. Ole Miss in Tuscaloosa, Oct. 12, 2002
	Opponent:	N/A
Two 100-Yard Rushers	Alabama:	Jalen Hurts (132) and Bo Scarbrough (109) vs. Tennessee in Knoxville, Oct. 15, 2016
	Opponent:	Marion Barber (187) and Laurence Maroney (105), Minnesota in Nashville, Dec. 31, 2004
Three or More 100-Yard Rushers	Alabama:	4 (James Taylor, 142; Wilbur Jackson, 138; Calvin Culliver, 127; Richard Todd, 102), vs. Virginia Tech in Tuscaloosa, Oct. 27, 1973
	Opponent:	Has not occurred

THE LAST TIME IT HAPPENED

300-399 Yards Passing	Alabama:	347, Jalen Hurts vs. Mississippi State in Tuscaloosa, Nov. 12, 2016
	Opponent:	341, Chad Kelly, Ole Miss in Tuscaloosa, Sept. 19, 2015
400-499 Yards Passing	Alabama:	445, Blake Sims vs. Florida in Tuscaloosa, Sept. 20, 2014
	Opponent:	400, Austin Allen, Arkansas in Fayetteville, Oct. 8, 2016
500-599 Yards Passing	Alabama:	Has not occurred
	Opponent:	528, Rohan Davey, LSU in Tuscaloosa, Nov. 3, 2001
Three Passing Touchdowns	Alabama:	Jake Coker vs. ULM in Tuscaloosa, Sept. 26, 2015
	Opponent:	Austin Allen, Arkansas in Fayetteville, Oct. 8, 2016
Four Passing Touchdowns	Alabama:	Jalen Hurts vs. Mississippi State in Tuscaloosa, Nov. 12, 2016
	Opponent:	Deshaun Watson, Clemson in Glendale, Jan. 11, 2016
Five Passing Touchdowns	Alabama:	Gary Hollingsworth, vs. Ole Miss in Oxford, Nov. 4, 1989
	Opponent:	Johnny Manziel, Texas A&M in College Station, Sept. 14, 2013
Six Passing Touchdowns	Alabama:	Has not occurred
	Opponent:	Danny Wuerffel, Florida in Atlanta, Dec. 7, 1996
Three Interceptions Thrown	Alabama:	Blake Sims vs. Ohio State in New Orleans, Jan. 1, 2015
	Opponent:	Austin Allen, Arkansas in Fayetteville, Oct. 8, 2016
Four Interceptions Thrown	Alabama:	Andrew Zow vs. Central Florida in Tuscaloosa, Oct. 28, 2000
	Opponent:	Drew Little, Georgia State in Tuscaloosa, Nov. 18, 2010
Five Interceptions Thrown	Alabama:	Jeff Rutledge vs. Nebraska in Lincoln, Sept. 17, 1977
	Opponent:	Kent Austin, Ole Miss in Tuscaloosa, Sept. 17, 1983
10 or More Receptions in a Game	Alabama:	11, Calvin Ridley vs. Kentucky in Tuscaloosa, Oct. 1, 2016
	Opponent:	11, Ryan Swope, Texas A&M in Tuscaloosa, Nov. 10, 2012
100-199 Yards Receiving	Alabama:	156, ArDarius Stewart vs. Mississippi State in Tuscaloosa, Nov. 12, 2016
	Opponent:	146, Jared Cornelius, Arkansas in Fayetteville, Oct. 8, 2016
200-299 Yards Receiving	Alabama:	208, O.J. Howard vs. Clemson in Glendale, Jan. 11, 2016
	Opponent:	206, Sammie Coates, Auburn in Tuscaloosa, Nov. 29, 2014
Two 100-Yard Receivers	Alabama:	139, DeAndrew White; 121, Amari Cooper vs. Oklahoma in New Orleans, Jan. 2, 2014
	Opponent:	Sammie Coates (206) & D. Williams (121), Auburn in Tuscaloosa, Nov. 29, 2014
Four or More Field Goals in a Game	Alabama:	5, Adam Griffith vs. Auburn in Auburn, Nov. 28, 2015
	Opponent:	5, Daniel Carlson, Auburn in Tuscaloosa, Nov. 29, 2014
50-Yard or Longer Field Goal	Alabama:	50, Adam Griffith vs. Auburn in Tuscaloosa, Nov. 28, 2015
	Opponent:	(2) 54, 52, Taylor Bertolet, Texas A&M in College Station, Oct. 17, 2015
Two Interceptions in a Game	Alabama:	Eddie Jackson (2) & Minkah Fitzpatrick (2) vs. Texas A&M in College Station, Oct. 17, 2015
	Opponent:	Robert Johnson, Utah in New Orleans, Jan. 2, 2009
Three Interceptions in a Game	Alabama:	Minkah Fitzpatrick vs. Arkansas in Fayetteville, Oct. 8, 2016
	Opponent:	Has not occurred
Three Quarterback Sacks in a Game	Alabama:	Jonathan Allen vs. Mississippi State in Starkville, Nov. 14, 2015
	Opponent:	Kevin Dodd, Clemson in Glendale, Jan. 11, 2016
Four Quarterback Sacks in a Game	Alabama:	Derrick Thomas vs. Kentucky in Lexington, Oct. 1, 1988
	Opponent:	Has not occurred
Five Quarterback Sacks in a Game	Alabama:	Derrick Thomas vs. Texas A&M in College Station, Dec. 1, 1988
	Opponent:	Has not occurred

THE LAST TIME IT HAPPENED

TEAM

Shutout (Defensive)	Alabama:	vs. LSU (10-0) in Baton Rouge, Nov. 5, 2016
	Opponent:	Auburn (9-0) in Tuscaloosa, Nov. 18, 2000
Safety	Alabama:	vs. Florida in Atlanta, Dec. 5, 2015 (Keith Holcombe blocked punt out of the back of the end zone)
	Opponent:	vs. LSU in Tuscaloosa, Nov. 7, 2009 (McElroy intentional grounding in end zone)
Held to No Offensive Touchdowns	Alabama:	vs. LSU in Tuscaloosa, Nov. 5, 2011
	Opponent:	Mississippi State in Tuscaloosa, Nov. 12, 2016
30 First Downs in a Game	Alabama:	36 vs. Western Carolina in Tuscaloosa, Nov. 22, 2014
	Opponent:	31 by Clemson in Glendale, Jan. 11, 2016
Held Under 10 First Downs	Alabama:	8 vs. LSU in Baton Rouge, Nov. 13, 2004
	Opponent:	6 by LSU in Baton Rouge, Nov. 5, 2016
450-499 Yards Total Offense	Alabama:	451 vs. Texas A&M in Tuscaloosa, Oct. 22, 2016 (164 passing, 287 rushing)
	Opponent:	473 by Arkansas in Fayetteville, Oct. 8, 2016 (400 passing, 73 rushing)
500-599 Yards Total Offense	Alabama:	594 vs. Tennessee in Knoxville, Oct. 15, 2016 (156 passing, 438 rushing)
	Opponent:	527 by Ole Miss in Oxford, Sept. 17, 2016 (421 passing, 106 rushing)
600-699 Yards Total Offense	Alabama:	615 vs. Mississippi State in Tuscaloosa, Nov. 12, 2016 (397 passing, 218 rushing)
	Opponent:	630 by Auburn in Tuscaloosa, Nov. 29, 2014 (456 passing, 174 rushing)
700+ Yards Total Offense	Alabama:	833 vs. Virginia Tech in Tuscaloosa, Oct. 27, 1973 (748 rushing, 85 passing)
	Opponent:	Has not occurred
800+ Yards Total Offense	Alabama:	833 vs. Virginia Tech in Tuscaloosa, Oct. 27, 1973 (748 rushing, 85 passing)
	Opponent:	Has not occurred
Held Under 200 Yards Total Offense in a Game	Alabama:	172 vs. Tulane in Tuscaloosa, Sept. 13, 2008 (73 passing, 99 rushing)
	Opponent:	125 by LSU in Baton Rouge, Nov. 5, 2016 (92 passing, 33 rushing)
300+ Yards Rushing in a Game	Alabama:	334 vs. Ole Miss in Oxford, Sept. 17, 2016
	Opponent:	302 by Georgia Southern in Tuscaloosa, Nov. 19, 2011
400+ Yards Rushing in a Game	Alabama:	409 vs. Tennessee in Knoxville, Oct. 15, 2016
	Opponent:	485 by USC in Birmingham, Sept. 12, 1970
450+ Yards Rushing in a Game	Alabama:	458 vs. Ole Miss in Jackson, Miss., Sept. 20, 1980
	Opponent:	485 by USC in Birmingham, Sept. 12, 1970
500+ Yards Rushing in a Game	Alabama:	514 vs. Mississippi State in Starkville, Nov. 1, 1986
	Opponent:	Has not occurred
600+ Yards Rushing in a Game	Alabama:	748 vs. Virginia Tech in Tuscaloosa, Oct. 27, 1973
	Opponent:	Has not occurred
700+ Yard Rushing in a Game	Alabama:	748 vs. Virginia Tech in Tuscaloosa, Oct. 27, 1973
	Opponent:	Has not occurred
Held Under 100 Yards Rushing in a Game	Alabama:	66 vs. Arkansas in Fayetteville, Oct. 11, 2014
	Opponent:	94 by Mississippi State in Tuscaloosa, Nov. 12, 2016
Negative Yards Rushing in a Game	Alabama:	Has not occurred
	Opponent:	-8 by Western Carolina in Tuscaloosa, Nov. 22, 2014
300-399 Yards Passing	Alabama:	397 vs. Mississippi State in Tuscaloosa, Nov. 12, 2016
	Opponent:	304 by Mississippi State in Starkville, Nov. 14, 2015
400-499 Yards Passing	Alabama:	430 vs. Florida Atlantic in Tuscaloosa, Sept. 6, 2014
	Opponent:	400 by Arkansas in Fayetteville, Oct. 8, 2016

THE LAST TIME IT HAPPENED

500 Yards Passing	Alabama:	Has not occurred
	Opponent:	528 by LSU in Tuscaloosa, Nov. 3, 2001
Held Under 100 Yards Passing	Alabama:	58 vs. Texas in Pasadena, Jan. 7, 2010
	Opponent:	92 by LSU in Baton Rouge, Nov. 5, 2016
200 Yards in Punt Returns	Alabama:	204 vs. LSU in Baton Rouge, Nov. 10, 1947
	Opponent:	Has not occurred
200 Yards in Kickoff Returns	Alabama:	250 vs. Boston College in Birmingham, Sept. 8, 1984
	Opponent:	243 (8) by Virginia Tech in Atlanta, Sept. 5, 2009
Scored 50-59 Points in a Game	Alabama:	51 vs. Mississippi State in Tuscaloosa, Nov. 12, 2016
	Opponent:	51 by Tennessee in Tuscaloosa, Oct. 26, 2003
Scored 60-69 Points in a Game	Alabama:	63 vs. Georgia State in Tuscaloosa, Nov. 18, 2010
	Opponent:	Has not occurred
Scored 70-79 Points in a Game	Alabama:	77 vs. Virginia Tech in Tuscaloosa, Oct. 27, 1973
	Opponent:	78 by Vanderbilt in Nashville, Oct. 20, 1906
Scored 80-89 Points in a Game	Alabama:	89 vs. Delta State in Tuscaloosa, Sept. 21, 1950
	Opponent:	Has not occurred
Scored 90 or More Points in a Game	Alabama:	110 vs. Marion Institute in Tuscaloosa, Sept. 30, 1922
	Opponent:	Has not occurred
Four Interceptions Thrown in a Game	Alabama:	vs. Kent State in Tuscaloosa, Sept. 3, 2011 (AJ McCarron, 2; Phillip Sims, 2)
	Opponent:	by Texas A&M in College Station, Oct. 17, 2015 (Kyle Allen 3; Kyler Murray 1)
Five Interceptions Thrown in a Game	Alabama:	vs. Penn State in Tuscaloosa, Oct. 29, 1990 (Gary Hollingsworth, 4; Danny Woodson, 1)
	Opponent:	by Ole Miss in Tuscaloosa, Sept. 17, 1983 (Kent Austin, 5)
Five or More Quarterback Sacks in a Game	Alabama:	5 vs. LSU in Baton Rouge, Nov. 5, 2016
	Opponent:	5 by Clemson in Glendale, Jan. 11, 2016
Five or More Fumbles	Alabama:	7 vs. South Carolina in Columbia, Sept. 29, 2001 (lost two)
	Opponent:	8 by Arkansas in Fayetteville, Sept. 15, 2012 (lost three)
40 Minutes Time of Possession	Alabama:	43:29 vs. Florida in Atlanta, Dec. 5, 2015
	Opponent:	N/A
Five Turnovers	Alabama:	vs. Ole Miss in Tuscaloosa, Sept. 19, 2015
	Opponent:	by Arkansas in Fayetteville, Sept. 15, 2012
Six Turnovers	Alabama:	vs. Arkansas in Tuscaloosa, Sept. 25, 1999
	Opponent:	by Tennessee in Knoxville, Oct. 26, 2002
Penalized for 100 Yards	Alabama:	120 vs. Wisconsin in Arlington, Sept. 5, 2015
	Opponent:	106 by Mississippi in Tuscaloosa, Oct. 17, 2010
Penalized for Less Than 20 Yards	Alabama:	0 yards vs. Texas A&M in Tuscaloosa, Oct. 18, 2014
	Opponent:	10 by Tennessee in Knoxville, Oct. 15, 2016
15 or More Penalties	Alabama:	16 vs. Middle Tennessee in Tuscaloosa, Aug. 31, 2002
	Opponent:	15 by Mississippi State in Starkville, Nov. 11, 2000
Recovered On-side Kick	Alabama:	vs. Clemson in Glendale, Jan. 11, 2016 (Adam Griffith kick/Marlon Humphrey recovery)
	Opponent:	by Ole Miss in Oxford, Sept. 17, 2016

CRIMSON TIDE SPORTS NETWORK

The multimedia rights holder for The University of Alabama is Crimson Tide Sports Marketing. CTSM is a joint venture of Learfield Communications of Jefferson City, Mo., and IMG College, based in Winston Salem, N.C. Jim Carabin serves as the network's general manager. CTSM may be reached by calling 205-348-9600.

Alabama Football on Radio and TV

Live Radio: Crimson Tide Sports Network (60-plus stations)
Sirius Satellite Radio (138); XM Satellite Radio (190)

Live TV: ESPN2
Dave Neal, Matt Stinchcomb, Olivia Harlan

CTSM Media Services

Saturday Nov. 19 3 p.m. Around the SEC
Join Tyler Watts and Todd Robbins
from Bob's Victory Grille

4 p.m. Crimson Tide Tailgate Show
Chris Stewart and Phil Savage preview
today's game

5:20 p.m. "Nick Saban Show"
Eli Gold chats with Alabama head coach
Nick Saban about today's game

5:30 p.m. Alabama Football Pregame Show with Eli Gold
and Phil Savage and Chris Stewart

6 p.m. Kickoff

10 p.m. Regions Bank 5th Quarter Show
Postgame interviews from the Alabama locker room
... game analysis stats and more.

CTSN RADIO AFFILIATES

Anniston	WHMA-FM
Arab	WAFN-FM
Ashland	WCKF-FM
Atlanta	WGST-AM
Birmingham	WJOX-AM
Birmingham	WJOX-FM
Brewton	WKNU-FM
Blackshear, GA	WFNS-AM
Brunswick, GA	WSFN-AM
Centre	WEIS-AM
Chattanooga, TN	WUJO-FM
Chattanooga, TN	WUJO-FM
Clanton	WKLF-AM
Clanton	WKLF-FM
Cookeville, TN	WATX-AM
Cookeville, TN	WATX-FM
Corinth, MS	WADI-FM
Cowan, TN	WZYX-AM
Cullman	WFMH-AM
Decatur	WWTM-AM
Dothan	WBBK-FM
Eufuala	WULA-AM
Fayette	WLDX-AM
Florence	WYTK-FM
Ft. Payne	WFPA-AM
Ft. Walton Beach, FL	WTKE-FM
Gadsden	WAAX-AM
Greenville	WFXX-FM
Haleyville	WWWH-FM
Haleyville	WWWH-AM
Hattiesburg, MS	WHSY-AM
Hiland, FL	W292DM-FM
Huntsville	WUMP-AM
Huntsville	WUMP-FM
Huntsville	WVNN-AM
Huntsville	WVNN-FM
Jackson, AL	WHOD-FM
Jackson, MS	WJQS-AM
Jasper	WJLX-AM
Linden/Demopolis	WINL-FM
Meridian	WALT-AM
Meridian	WALT-FM
Mobile	WZEW-FM
Monroeville	WMFC-FM
Montgomery	WLWI-AM
Montgomery	WXFX-FM
Nashville, TN (Pegram)	WPRT-FM
Opelika/Auburn	WMXA-FM
Opp	WAMI-FM
Panama City Beach, FL	WBPC-FM
Port St. Joe, FL	WTKP-FM
Pensacola, FL	WBSR-AM
Pensacola, FL	WBSR-FM
Rome, GA	WLAQ-AM
Russellville	WGOL-AM
Savannah, GA	WSEG-AM
Scottsboro	WKEA-FM
Selma	WDXX-FM
Spartanburg, SC	WASC-AM
Sylacauga	WFEB-AM
Tallassee	WTLS-AM
Tallassee	WTLS-FM
Tullahoma, TN	WHMT-AM
Tullahoma, TN	WHMT-FM
Tupelo, MS	WZLO-FM
Tuscaloosa	WFFN-FM
Tuscaloosa	WDGM-FM
Vernon	WJEC-FM
West Point, GA	WCJM-FM
Winfield	WKXM-FM

2016 ALABAMA ROSTER

NUMERICAL ROSTER			No.	Name	Pos.	Class	Ht.	Wt.	Exp.	Hometown/Previous School
1	Ben Davis	LB	93	Jonathan Allen	DL	Sr.	6-3	291	3L	Leesburg, Va./Stone Bridge
1	Robert Foster	WR	41	Blaine Anderson	DB	Sr.	5-10	187	SQ	Charlotte, N.C./Myers Park
2	Tony Brown	DB	31	Keaton Anderson	LB	R-Fr.	6-1	215	RS	Florence, Ala./Florence
2	Jalen Hurts	QB	22	Ryan Anderson	LB	R-Sr.	6-2	253	3L	Daphne, Ala./Daphne
3	Calvin Ridley	WR	28	Anthony Averett	DB	R-Jr.	6-0	183	1L	Woodbury, N.J./Woodbury
4	Eddie Jackson	DB	44	Dakota Ball	DL	R-Sr.	6-3	268	2L	Lindale, Ga./Pepperell
5	Shyheim Carter	DB	18	Cooper Bateman	QB	R-Jr.	6-3	220	2L	Murray, Utah/Cottonwood
5	Ronnie Clark	RB	41	Parker Bearden	WR	So.	6-1	201	SQ	Bessemer, Ala./Bessemer Academy
6	Hootie Jones	DB	75	Bradley Bozeman	OL	R-Jr.	6-5	319	2L	Roanoke, Ala./Handley
7	Trevon Diggs	WR	65	Deonte Brown	OL	Fr.	6-4	350	HS	Decatur, Ala./Austin
8	Jared Mayden	DB	48	Mekhi Brown	LB	R-Fr.	6-5	246	RS	Columbus, Ga./Carver
9	Da'Shawn Hand	DL	2	Tony Brown	DB	Jr.	6-0	198	2L	Beaumont, Texas/Ozen
9	Bo Scarbrough	RB	45	Hunter Bryant	TE	Jr.	6-5	226	SQ	Roswell, Ga./Fellowship Christian School
10	Reuben Foster	LB	5	Shyheim Carter	DB	Fr.	6-0	190	HS	Kentwood, La./Kentwood
11	Gehrig Dieter	WR	67	Josh Casher	OL	R-So.	6-1	287	SQ	Mobile, Ala./St. Paul's
12	David Cornwell	QB	5	Ronnie Clark	RB	R-So.	6-2	215	1L	Calera, Ala./Calera
13	Nigel Knott	DB	12	David Cornwell	QB	R-So.	6-5	228	SQ	Norman, Okla./Norman North
13	ArDarius Stewart	WR	66	Lester Cotton	OL	So.	6-4	319	1L	Tuscaloosa, Ala./Central
14	Deionte Thompson	DB	1	Ben Davis	LB	Fr.	6-4	234	HS	Gordo, Ala./Gordo
15	Ronnie Harrison	DB	99	Raekwon Davis	DL	Fr.	6-7	315	HS	Meridian, Miss./Meridian
15	JK Scott	P	62	Will Davis	OL	Sr.	6-5	315	SQ	Letohatchee, Ala./Fort Dale Academy
16	Jamey Mosley	LB	11	Gehrig Dieter	WR	Sr.	6-3	207	TR	South Bend, Ind./Washington/Bowling Green
16	T.J. Simmons	WR	7	Trevon Diggs	WR	Fr.	6-2	195	HS	Gaithersburg, Md./Avalon School
17	Cam Sims	WR	36	Johnny Dwight	DL	R-So.	6-3	306	SQ	Rochelle, Ga./Wilcox County
18	Cooper Bateman	QB	21	B.J. Emmons	RB	Fr.	6-0	206	HS	Morganton, N.C./Freedom
19	Shawn Jennings	LB	43	Lawrence Erekosima	RB	Jr.	5-7	180	SQ	Simpsonville, S.C./Clinton
19	Xavian Marks	WR	32	Rashaan Evans	LB	Jr.	6-3	231	2L	Auburn, Ala./Auburn
19	Montana Murphy	QB	80	Raheem Falkins	WR	R-Jr.	6-4	200	2L	New Orleans, La./G.W. Carver
20	Shaun Dion Hamilton	LB	29	Minkah Fitzpatrick	DB	So.	6-1	203	1L	Old Bridge, N.J./St. Peter's Prep
21	B.J. Emmons	RB	87	Miller Forristall	TE	Fr.	6-5	225	HS	Cartersville, Ga./Cartersville
21	Rogria Lewis	DB	10	Reuben Foster	LB	Sr.	6-1	228	3L	Auburn, Ala./Auburn
22	Ryan Anderson	LB	1	Robert Foster	WR	R-Jr.	6-2	191	2L	Monaca, Pa./Central Valley
23	Aaron Robinson	DB	69	Joshua Frazier	DL	Jr.	6-4	315	2L	Springdale, Ark./Har-Ber
24	Terrell Hall	LB	46	Derrick Garnett	LB	Sr.	6-1	240	SQ	Tuscaloosa, Ala./Holy Spirit
25	Josh Jacobs	RB	27	Derrick Gore	RB	R-So.	5-11	210	1L	Syracuse, N.Y./Milford Academy/Coffeyville C.C.
26	Marlon Humphrey	DB	45	Bo Grant	DB	Sr.	6-2	195	SQ	Valley, Ala./Valley
27	Derrick Gore	RB	89	Brandon Greene	TE	R-Sr.	6-5	295	3L	Ellenwood, Ga./Cedar Grove
28	Anthony Averett	DB	99	Adam Griffith	PK	R-Sr.	5-10	191	3L	Calhoun, Ga./Calhoun
29	Minkah Fitzpatrick	DB	24	Terrell Hall	LB	Fr.	6-5	247	HS	Washington, D.C./St. John's
30	Mack Wilson	LB	20	Shaun Dion Hamilton	LB	Jr.	6-0	232	2L	Montgomery, Ala./Carver
31	Keaton Anderson	LB	9	Da'Shawn Hand	DL	Jr.	6-4	280	2L	Woodbridge, Va./Woodbridge
32	Rashaan Evans	LB	34	Damien Harris	RB	So.	5-11	214	1L	Richmond, Ky./Madison Southern
33	Anfernee Jennings	LB	86	Truett Harris	TE	Sr.	6-3	235	SQ	Brentwood, Tenn./Brentwood
34	Damien Harris	RB	15	Ronnie Harrison	DB	So.	6-3	216	1L	Tallahassee, Fla./FSU University School
34	Nate Staskelunas	DB	63	J.C. Hassenauer	OL	Jr.	6-2	299	2L	Woodbury, Minn./East Ridge
35	Torin Marks	DB	84	Hale Hentges	TE	So.	6-5	256	1L	Jefferson City, Mo./Helias
35	Thomas Woods	WR	42	Keith Holcombe	LB	R-So.	6-4	227	1L	Tuscaloosa, Ala./Hillcrest
36	Johnny Dwight	DL	88	O.J. Howard	TE	Sr.	6-6	251	3L	Prattville, Ala./Autauga Academy
37	Donavan Mosley	DB	26	Marlon Humphrey	DB	R-So.	6-1	196	1L	Hoover, Ala./Hoover
37	Jonathan Rice	WR	2	Jalen Hurts	QB	Fr.	6-2	209	HS	Channelview, Texas/Channelview
38	Austin Johnson	WR	4	Eddie Jackson	DB	Sr.	6-0	194	3L	Lauderdale Lakes, Fla./Boyd Anderson
39	Levi Wallace	DB	25	Josh Jacobs	RB	Fr.	5-10	204	HS	Tulsa, Okla./McLain
40	Joshua McMillon	LB	33	Anfernee Jennings	LB	R-Fr.	6-3	264	RS	Dadeville, Ala./Dadeville
41	Blaine Anderson	DB	19	Shawn Jennings	LB	Fr.	6-1	220	HS	Dadeville, Ala./Dadeville
41	Parker Bearden	WR	38	Austin Johnson	WR	So.	6-2	200	SQ	Elba, Ala./Elba
42	Keith Holcombe	LB	6	Hootie Jones	DB	Jr.	6-2	215	2L	Monroe, La./Neville
42	Jacob Parker	TE	50	Vohn Keith	DL	Jr.	6-2	221	SQ	Mobile, Ala./Faith Academy

2016 ALABAMA ROSTER

NUMERICAL ROSTER		No.	Name	Pos.	Class	Ht.	Wt.	Exp.	Hometown/Previous School	
43	Lawrence Erekosima	RB	56	Brandon Kennedy	OL	R-Fr.	6-3	301	RS	Wetumpka, Ala./Wetumpka
44	Dakota Ball	DL	81	Derek Kief	WR	R-So.	6-4	200	1L	Cincinnati, Ohio/La Salle
44	Avery Reid	RB	90	Jamar King	DL	Jr.	6-4	290	JC	Detroit, Mich./Denby/Mendocino C.C.
45	Hunter Bryant	TE	78	Korren Kirven	OL	R-Sr.	6-4	311	3L	Lynchburg, Va./Brookville
45	Bo Grant	DB	13	Nigel Knott	DB	Fr.	5-11	175	HS	Madison, Miss./Germantown
46	Derrick Garnett	LB	76	Scott Lashley	OL	Fr.	6-7	313	HS	West Point, Miss./West Point
47	Christian Miller	LB	85	Donnie Lee Jr.	WR	Jr.	6-0	180	SQ	Northport, Ala./Tuscaloosa County
47	Josh Pugh	WR	21	Rogria Lewis	DB	Jr.	5-11	196	SQ	Birmingham, Ala./Gardendale
48	Mekhi Brown	LB	51	Jake Long	DL	Sr.	5-9	228	SQ	Vestavia Hills, Ala./Vestavia Hills
50	Vohn Keith	DL	35	Torin Marks	DB	R-Fr.	5-11	175	RS	Rosenberg, Texas/George Ranch
50	Alphonse Taylor	OL	19	Xavian Marks	WR	So.	5-8	166	1L	Rosenberg, Texas/George Ranch
51	Jake Long	DL	60	Malik Martin	OL	So.	6-3	370	SQ	Tuscaloosa, Ala./Hillcrest
52	Scott Meyer	SN	8	Jared Mayden	DB	Fr.	6-0	200	HS	Sachse, Texas/Sachse
53	Ryan Parris	SN	55	Cole Mazza	SN	Sr.	6-2	235	3L	Bakersfield, Calif./Liberty
54	Dalvin Tomlinson	DL	40	Joshua McMillon	LB	R-Fr.	6-3	237	RS	Memphis, Tenn./Whitehaven
55	Cole Mazza	SN	52	Scott Meyer	SN	Fr.	6-2	222	HS	Alpharetta, Ga./Blessed Trinity Catholic
56	Brandon Kennedy	OL	47	Christian Miller	LB	R-So.	6-4	230	1L	Columbia, S.C./Spring Valley
56	Tim Williams	LB	64	Brandon Moore	OL	Sr.	6-0	248	SQ	Cincinnati, Ohio/Hills Christian Academy
58	Daniel Powell	DL	37	Donavan Mosley	DB	So.	5-10	180	SQ	San Antonio, Texas/James Madison
59	Dallas Warmack	OL	16	Jamey Mosley	LB	R-So.	6-5	228	SQ	Mobile, Ala./Theodore
60	Malik Martin	OL	19	Montana Murphy	QB	Fr.	6-3	201	HS	Southlake, Texas/Carroll Senior
61	Jacob Probasco	OL	79	Chris Owens	OL	Fr.	6-3	307	HS	Arlington, Texas/Lamar
62	Will Davis	OL	92	Andy Pappanastos	PK	R-Jr.	5-11	198	TR	Montgomery, Ala./Trinity Presbyterian/Ole Miss
63	J.C. Hassenauer	OL	42	Jacob Parker	TE	Jr.	6-1	222	SQ	Meridianville, Ala./Westminster Christian
64	Brandon Moore	OL	53	Ryan Parris	SN	So.	6-0	209	SQ	Madison, Ala./James Clemens
65	Deonte Brown	OL	94	Da'Ron Payne	DL	So.	6-2	319	1L	Birmingham, Ala./Shades Valley
66	Lester Cotton	OL	72	Richie Petitbon	OL	R-Fr.	6-4	302	RS	Annapolis, Md./Gonzaga
67	Josh Casher	OL	71	Ross Pierschbacher	OL	R-So.	6-4	304	1L	Cedar Falls, Iowa/Cedar Falls
69	Joshua Frazier	DL	58	Daniel Powell	DL	Fr.	5-11	238	HS	Aliceville, Ala./Pickens Academy
71	Ross Pierschbacher	OL	61	Jacob Probasco	OL	Fr.	6-3	317	SQ	Plainsboro, N.J./West Windsor-Plainsboro South
72	Richie Petitbon	OL	47	Josh Pugh	WR	So.	6-1	208	SQ	Chelsea, Ala./Chelsea
73	Jonah Williams	OL	89	Armani Purifoye	WR	Jr.	6-0	193	SQ	Kingsland, Ga./Camden County
74	Cam Robinson	OL	44	Avery Reid	RB	So.	6-0	192	SQ	Oneonta, Ala./Oneonta
75	Bradley Bozeman	OL	37	Jonathan Rice	WR	So.	6-4	207	SQ	Madison, Ala./Bob Jones
76	Scott Lashley	OL	3	Calvin Ridley	WR	So.	6-1	188	1L	Coconut Creek, Fla./Monarch
77	Matt Womack	OL	23	Aaron Robinson	DB	Fr.	6-1	181	HS	Deerfield Beach, Fla./Deerfield Beach
78	Korren Kirven	OL	74	Cam Robinson	OL	Jr.	6-6	310	2L	Monroe, La./West Monroe
79	Chris Owens	OL	98	Brannon Satterfield	P	So.	6-2	210	SQ	Austin, Texas/Lake Travis
80	Raheem Falkins	WR	9	Bo Scarbrough	RB	So.	6-2	228	1L	Northport, Ala./Tuscaloosa County
81	Derek Kief	WR	15	JK Scott	P	Jr.	6-6	202	2L	Denver, Colo./Mullen
82	Irv Smith Jr.	TE	16	T.J. Simmons	WR	Fr.	6-2	201	HS	Pinson, Ala./Clay-Chalkville
83	Cam Stewart	TE	17	Cam Sims	WR	Jr.	6-5	203	2L	Monroe, La./Ouachita Parish
84	Hale Hentges	TE	82	Irv Smith Jr.	TE	Fr.	6-4	235	HS	New Orleans, La./Brother Martin
85	Donnie Lee Jr.	WR	91	O.J. Smith	DL	So.	6-2	309	SQ	Bossier City, La./Airline
86	Truett Harris	TE	34	Nate Staskelunas	DB	Sr.	6-3	207	SQ	Greenville, N.C./Arendell Parrott Academy
87	Miller Forristall	TE	13	ArDarius Stewart	WR	R-Jr.	6-1	204	2L	Fultondale, Ala./Fultondale
88	O.J. Howard	TE	83	Cam Stewart	TE	Fr.	6-8	254	HS	San Jose, Calif./Valley Christian
89	Brandon Greene	TE	50	Alphonse Taylor	OL	R-Sr.	6-5	345	3L	Mobile, Ala./Davidson
89	Armani Purifoye	WR	14	Deionte Thompson	DB	R-Fr.	6-2	190	RS	Orange, Texas/West Orange-Stark
90	Jamar King	DL	54	Dalvin Tomlinson	DL	R-Sr.	6-3	305	3L	McDonough, Ga./Henry County
91	O.J. Smith	DL	39	Levi Wallace	DB	Jr.	6-0	170	SQ	Tucson, Ariz./Tucson
92	Andy Pappanastos	PK	59	Dallas Warmack	OL	So.	6-2	299	1L	Atlanta, Ga./Mays
92	Quinnen Williams	DL	73	Jonah Williams	OL	Fr.	6-5	296	HS	Folsom, Calif./Folsom
93	Jonathan Allen	DL	92	Quinnen Williams	DL	Fr.	6-4	284	HS	Birmingham, Ala./Wenonah
94	Da'Ron Payne	DL	56	Tim Williams	LB	Sr.	6-4	252	3L	Baton Rouge, La./University Lab
98	Brannon Satterfield	P	30	Mack Wilson	LB	Fr.	6-2	244	HS	Montgomery, Ala./Carver
99	Raekwon Davis	DL	77	Matt Womack	OL	R-Fr.	6-7	316	RS	Hernando, Miss./Magnolia Heights
99	Adam Griffith	PK	35	Thomas Woods	WR	Jr.	5-6	165	SQ	Birmingham, Ala./Vestavia Hills

ALABAMA CRIMSON TIDE DEPTH CHART

DEFENSE

DE	93	Jonathan Allen	6-3	291	Sr.	Leesburg, Va.	
	9	Da'Shawn Hand	6-4	280	Jr.	Woodbridge, Va.	
NG	94	Da'Ron Payne	6-2	319	So.	Birmingham, Ala.	
	69	Joshua Frazier	6-4	315	Jr.	Springdale, Ark.	
DE	54	Dalvin Tomlinson	6-3	305	R-Sr.	McDonough, Ga.	
	44	Dakota Ball	6-3	268	R-Sr.	Lindale, Ga.	
JACK	56	Tim Williams	6-4	252	Sr.	Baton Rouge, La.	
	33	Anfernee Jennings	6-3	264	R-Fr.	Dadeville, Ala.	OR
	24	Terrell Hall	6-5	247	Fr.	Washington, D.C.	
SAM	22	Ryan Anderson	6-2	253	R-Sr.	Daphne, Ala.	
	47	Christian Miller	6-4	230	R-So.	Columbia, S.C.	OR
	16	Jamey Mosley	6-5	228	R-So.	Mobile, Ala.	
MIKE	20	Shaun Dion Hamilton	6-0	232	Jr.	Montgomery, Ala.	
	42	Keith Holcombe	6-4	227	R-So.	Tuscaloosa, Ala.	
WILL	10	Reuben Foster	6-1	228	Sr.	Auburn, Ala.	
	32	Rashaan Evans	6-3	231	Jr.	Auburn, Ala.	
	30	Mack Wilson	6-2	244	Fr.	Montgomery, Ala.	
CB	26	Marlon Humphrey	6-1	196	R-So.	Hoover, Ala.	
	5	Shyheim Carter	6-0	190	Fr.	Kentwood, La.	
CB	28	Anthony Averett	6-0	183	R-Jr.	Woodbury, N.J.	
	2	Tony Brown	6-0	198	Jr.	Beaumont, Texas	
	39	Levi Wallace	6-0	170	Jr.	Tucson, Ariz.	
SS	29	Minkah Fitzpatrick	6-1	203	So.	Old Bridge, N.J.	
	6	Hootie Jones	6-2	215	Jr.	Monroe, La.	
FS	15	Ronnie Harrison	6-3	216	So.	Tallahassee, Fla.	
	8	Jared Maiden	6-0	200	Fr.	Sachse, Texas/Sachse	
STAR	2	Tony Brown	6-0	198	Jr.	Beaumont, Texas	
	5	Shyheim Carter	6-0	190	Fr.	Kentwood, La.	

OFFENSE

LT	74	Cam Robinson	6-6	310	Jr.	Monroe, La.	
	77	Matt Womack	6-7	316	R-Fr.	Hernando, Miss.	
LG	71	Ross Pierschbacher	6-4	304	R-So.	Cedar Falls, Iowa	OR
	66	Lester Cotton	6-4	319	So.	Tuscaloosa, Ala.	
	59	Dallas Warmack	6-2	299	So.	Atlanta, Ga.	
C	75	Bradley Bozeman	6-5	319	R-Jr.	Roanoke, Ala.	
	63	J.C. Hassenauer	6-2	299	Jr.	Woodbury, Minn.	
	67	Josh Casher	6-1	287	R-So.	Mobile, Ala.	
RG	66	Lester Cotton	6-4	319	So.	Tuscaloosa, Ala.	OR
	50	Alphonse Taylor	6-5	345	R-Sr.	Mobile, Ala.	
	56	Brandon Kennedy	6-3	301	R-Fr.	Wetumpka, Ala.	
RT	73	Jonah Williams	6-5	296	Fr.	Folsom, Calif.	
	78	Korren Kirven	6-4	311	R-Sr.	Lynchburg, Va.	
TE	84	Hale Hentges	6-5	256	So.	Jefferson City, Mo.	
	89	Brandon Greene	6-5	295	R-Sr.	Ellenwood, Ga.	
TE-H	88	O.J. Howard	6-6	251	Sr.	Prattville, Ala.	
	87	Miller Forristall	6-5	225	Fr.	Cartersville, Ga.	
QB	2	Jalen Hurts	6-2	209	Fr.	Channelview, Texas	
	18	Cooper Bateman	6-3	220	R-Jr.	Murray, Utah	
RB	34	Damien Harris	5-11	214	So.	Richmond, Ky.	
	25	Josh Jacobs	5-10	204	Fr.	Tulsa, Okla.	OR
	9	Bo Scarbrough	6-2	228	So.	Northport, Ala.	
	21	B.J. Emmons	6-0	206	Fr.	Morganton, N.C.	
WR-X	13	ArDarius Stewart	6-1	204	R-Jr.	Fultondale, Ala.	
	17	Cam Sims	6-5	203	Jr.	Monroe, La.	
	7	Trevon Diggs	6-2	195	Fr.	Gaithersburg, Md.	
WR-Z	3	Calvin Ridley	6-1	188	So.	Coconut Creek, Fla.	
	1	Robert Foster	6-2	191	R-Jr.	Monaca, Pa.	
	81	Derek Kief	6-4	200	R-So.	Cincinnati, Ohio	
WR-H	11	Gehrig Dieter	6-3	207	Sr.	South Bend, Ind.	OR
	3	Calvin Ridley	6-1	188	So.	Coconut Creek, Fla.	
	19	Xavian Marks	5-8	166	So.	Rosenberg, Texas	

SPECIAL TEAMS

PK/KO	99	Adam Griffith	5-10	191	R-Sr.	Calhoun, Ga.	
	92	Andy Pappanastos	5-11	198	R-Jr.	Montgomery, Ala.	
HOLD	18	Cooper Bateman	6-3	220	R-Jr.	Murray, Utah	
	15	JK Scott	6-6	202	Jr.	Denver, Colo.	
P	15	JK Scott	6-6	202	Jr.	Denver, Colo.	
SN	55	Cole Mazza	6-2	235	Sr.	Bakersfield, Calif.	
	52	Scott Meyer	6-2	222	Fr.	Alpharetta, Ga.	
PR	7	Trevon Diggs	6-2	195	Fr.	Gaithersburg, Md.	
	19	Xavian Marks	5-8	166	So.	Rosenberg, Texas	
KOR	13	ArDarius Stewart	6-1	204	R-Jr.	Fultondale, Ala.	AND
	11	Gehrig Dieter	6-3	207	Sr.	South Bend, Ind.	
	19	Xavian Marks	5-8	166	So.	Rosenberg, Texas	AND
	7	Trevon Diggs	6-2	195	Fr.	Gaithersburg, Md.	

2016 ALABAMA FOOTBALL STATISTICS

SCHEDULE/RESULTS/RECORD BREAKDOWN

Date	Opponent	Result	Score	Overall	SEC	Start	Time	Temp	Attend
Sat., Sept. 3	vs. No. 20/17 Southern Cal	W	52-6	1-0	—	7:14 P.M.	3:19	Indoor	81,359
Sat., Sept. 10	WKU	W	38-10	2-0	—	2:35 P.M.	3:20	93°	101,821
Sat., Sept. 17	at No. 19/17 Ole Miss*	W	48-43	3-0	1-0	2:40 P.M.	4:02	83°	66,176
Sat., Sept. 24	Kent State	W	48-0	4-0	1-0	11:01 A.M.	3:07	84°	101,821
Sat., Oct. 1	Kentucky*	W	34-6	5-0	2-0	6:11 P.M.	3:09	77°	101,821
Sat., Oct. 8	at No. 16/17 Arkansas*	W	49-30	6-0	3-0	6:06 P.M.	3:38	66°	75,459
Sat., Oct. 15	at No. 9/11 Tennessee*	W	49-10	7-0	4-0	3:39 P.M.	3:21	82°	102,455
Sat., Oct. 22	No. 6/6 Texas A&M*	W	33-14	8-0	5-0	2:39 P.M.	3:34	71°	101,821
Sat., Nov. 5	at No. 13/15/14 LSU*	W	10-0	9-0	6-0	7:10 P.M.	3:08	70°	102,321
Sat., Nov. 12	Mississippi State*	W	51-3	10-0	7-0	11:02 A.M.	3:18	64°	101,821

TEAM STATISTICS

	ALABAMA	OPPONENT
SCORING	412	122
Points Per Game	41.2	12.2
Points Off Turnovers	92	28
FIRST DOWNS	225	139
Rushing	124	48
Passing	94	75
Penalty	7	16
RUSHING YARDAGE	2552	688
Yards gained rushing	2799	1117
Yards lost rushing	247	429
Rushing Attempts	436	319
Average Per Rush	5.9	2.2
Average Per Game	255.2	68.8
TDs Rushing	22	3
PASSING YARDAGE	2370	1907
Comp-Att-Int	190-293-7	167-330-10
Average Per Pass	8.1	5.8
Average Per Catch	12.5	11.4
Average Per Game	237.0	190.7
TDs Passing	19	9
TOTAL OFFENSE	4922	2595
Total Plays	729	649
Average Per Play	6.8	4.0
Average Per Game	492.2	259.5
KICK RETURNS: #-Yards	18-365	35-777
PUNT RETURNS: #-Yards	23-379	12-119
INT RETURNS: #-Yards	10-260	7-67
KICK RETURN AVERAGE	20.3	22.2
PUNT RETURN AVERAGE	16.5	9.9
INT RETURN AVERAGE	26.0	9.6
FUMBLES-LOST	17-9	17-8
PENALTIES-Yards	59-460	39-344
Average Per Game	46.0	34.4
PUNTS-Yards	36-1742	74-3266
Average Per Punt	48.4	44.1
Net punt average	41.8	38.2
KICKOFFS-Yards	76-4814	32-1981
Average Per Kick	63.3	61.9
Net kick average	40.0	43.5
TIME OF POSSESSION/Game	31:40	28:20
3RD-DOWN Conversions	68/140	49/162
3rd-Down Pct	49%	30%
4TH-DOWN Conversions	6/12	4/18
4th-Down Pct	50%	22%
SACKS BY-Yards	40-329	16-96
MISC YARDS	0	0
TOUCHDOWNS SCORED	53	13
FIELD GOALS-ATTEMPTS	14-20	11-15
ON-SIDE KICKS	0-0	1-2
RED-ZONE SCORES	(40-47) 85%	(14-17) 82%
RED-ZONE TOUCHDOWNS	(29-47) 62%	(6-17) 35%
PAT-ATTEMPTS	(52-52) 100%	(11-11) 100%
ATTENDANCE	509105	346411
Games/Avg Per Game	5/101821	4/86603
Neutral Site Games		1/81359

BREAKDOWN

Overall	10-0
Home	6-0
Away	4-0
Neutral	1-0
SEC	7-0
Non-Conference	3-0
Overtime	0-0
Day	6-0
Night	4-0
Televised	10-0
Non-Televised	0-0
vs. Top 25	6-0
vs. Top 15	3-0
vs. Top 10	2-0
vs. Top 5	0-0
Scores First	7-0
Opponent Scores First	3-0
Leading after 1st Qtr	6-0
Trailing after 1st Qtr	2-0
Tied after 1st Qtr	2-0
Leading at Half	8-0
Trailing at Half	1-0
Tied at Half	1-0
Leading after 3rd Qtr	9-0
Trailing after 3rd Qtr	0-0
Tied after 3rd Qtr	1-0
Wins Coin Toss	6-0
Loses Coin Toss	4-0
Natural Grass	7-0
Artificial Surface	3-0

SCORE BY QUARTERS

	1st	2nd	3rd	4th	OT	Total
Alabama	81	127	114	90	0	412
Opponents	23	41	26	32	0	122

ALABAMA GAME-BY-GAME STATISTICS

OFFENSE

Date	Opponent	RUSHING				RECEIVING				PASSING				KICK RETURNS				PUNT RETURNS				tot off
		No	Yds	TD	Lg	No.	Yds	TD	Lg	Cmp-Att-Int	Yds	TD	Lg	No	Yds	TD	Lg	No	Yds	TD	Lg	
Sept. 3	vs. Southern Cal	45	242	3	73	12	223	3	71	12-18-1	223	3	71	1	24	0	24	2	4	0	6	465
Sept. 10	WKU	39	124	2	14	25	351	2	52	25-42-0	351	2	52	3	63	0	24	2	15	0	13	475
Sept. 17	at Ole Miss	48	334	3	67	19	158	0	45	19-31-0	158	0	45	3	79	0	41	2	95	1	85	492
Sept. 24	Kent State	46	285	3	24	22	217	2	34	22-34-0	217	2	34	0	0	0	0	4	90	1	75	502
Oct. 1	Kentucky	37	173	1	28	25	315	2	46	25-38-0	315	2	46	2	33	0	22	2	32	0	17	488
Oct. 8	at Arkansas	34	264	3	57	13	253	2	67	13-17-1	253	2	67	5	90	0	25	2	12	0	9	517
Oct. 15	at Tennessee	48	409	4	85	18	185	1	31	18-28-1	185	1	31	1	26	0	26	4	108	1	79	594
Oct. 22	Texas A&M	57	287	1	37	15	164	2	45	15-25-2	164	2	45	2	36	0	23	2	21	0	17	451
Nov. 5	at LSU	51	216	1	28	10	107	0	52	10-19-1	107	0	52	1	14	0	14	2	1	0	1	323
Nov. 12	Mississippi State	31	218	1	60	31	397	5	67	31-41-1	397	5	67	0	0	0	0	1	1	0	1	615
Totals		436	2552	22	85	190	2370	19	71	190-293-7	2370	19	71	18	365	0	41	23	379	3	85	4922
Opponent		319	688	3	47	167	1907	9	63	167-330-10	1907	9	63	35	777	0	50	12	119	0	32	2595

DEFENSE

Date	Opponent	TACKLES				SACKS No-Yds	FUMBLE		PASS DEFENSE			Blkd Kick	KICKS — XPTS				Pts	
		Solo	Ast	Total	TFL-Yds		FF	FR-Yds	Int-Yds	QBH	Brk		Att-Made	Run	Rcv	Saf		
Sept. 3	vs. Southern Cal	42	16	58	9.0-32	3.0-20	0	0-0	1-18	1	7	0	7-7	0	0	0	0	52
Sept. 10	WKU	32	24	56	5.0-40	4.0-39	2	0-0	2-61	6	5	1	5-5	0	0	0	0	38
Sept. 17	at Ole Miss	34	42	76	5.0-28	3.0-25	2	2-78	0-0	2	6	0	6-6	0	0	0	0	48
Sept. 24	Kent State	26	29	55	5.0-35	3.0-26	1	1-0	0-0	6	0	0	6-6	0	0	0	0	48
Oct. 1	Kentucky	40	24	64	9.0-41	4.0-28	3	2-55	0-0	6	1	0	4-4	0	0	0	0	34
Oct. 8	at Arkansas	40	34	74	10.0-62	7.0-53	3	2-23	3-114	12	5	0	7-7	0	0	0	0	49
Oct. 15	at Tennessee	44	22	66	10.0-56	3.0-37	0	0-0	1-58	4	6	0	7-7	0	0	0	0	49
Oct. 22	Texas A&M	46	18	64	11.0-74	5.0-50	2	1-30	1-0	9	4	0	3-3	0	0	0	0	33
Nov. 5	at LSU	20	44	64	9.0-31	5.0-22	0	0-0	1-0	3	4	1	1-1	0	0	0	0	10
Nov. 12	Mississippi State	39	38	77	8.0-38	3.0-29	1	0-0	1-9	12	7	0	6-6	0	0	0	0	51
Totals		363	291	654	81.0-437	40.0-329	14	8-186	10-260	61	45	2	52-52	0	0	0	0	412
Opponent		450	290	740	69.0-237	16.0-96	10	9-44	7-67	31	18	0	11-11	0	0	0	0	122

SPECIAL TEAMS

Date	Opponent	PUNTING										FIELD GOALS			KICKOFFS			
		No	Yds	Avg	Long	Blkd	TB	FC	50+	I20	Att-Made	Lg	Blkd	No	Yds	Avg	TB	OB
Sept. 3	vs. Southern Cal	5	235	47.0	54	0	0	3	3	3	1-1	29	0	9	568	63.1	4	0
Sept. 10	WKU	5	232	46.4	58	0	0	2	2	3	2-1	36	0	7	447	63.9	4	0
Sept. 17	at Ole Miss	5	194	38.8	63	0	1	2	2	2	3-2	32	0	9	570	63.3	7	0
Sept. 24	Kent State	2	98	49.0	53	0	0	1	1	0	2-2	48	0	9	568	63.1	4	1
Oct. 1	Kentucky	1	58	58.0	58	0	1	0	1	0	3-2	44	0	7	449	64.1	4	0
Oct. 8	at Arkansas	4	206	51.5	63	0	2	1	2	2	0-0	0	0	8	489	61.1	4	0
Oct. 15	at Tennessee	4	200	50.0	62	0	0	0	2	0	1-0	0	0	8	506	63.2	4	0
Oct. 22	Texas A&M	2	107	53.5	60	0	0	0	1	0	3-2	32	0	7	449	64.1	2	0
Nov. 5	at LSU	5	258	51.6	66	0	1	0	4	2	2-1	25	0	3	189	63.0	2	0
Nov. 12	Mississippi State	3	154	51.3	62	0	1	0	2	1	3-3	39	0	9	579	64.3	5	0
Totals		36	1742	48.4	66	0	6	9	20	13	20-14	48	0	76	4814	63.3	40	1
Opponent		74	3266	44.1	68	0	3	24	21	24	15-11	47	2	32	1981	61.9	9	4

RED ZONE

Date	Opponent	Score	Times In RZ	Times Scored	Total Pts	TDs	Rush TDs	Pass TDs	FGs Made	Failed to score inside RZ					
										FGA	Downs	Int	Fumb	Half	Game
Sept. 3	vs. Southern Cal	W 52-6	4	4	24	3	3	0	1	0	0	0	0	0	0
Sept. 10	WKU	W 38-10	5	5	31	4	2	2	1	0	0	0	0	0	0
Sept. 17	at Ole Miss	W 48-43	5	5	27	3	3	0	2	0	0	0	0	0	0
Sept. 24	Kent State	W 48-0	4	4	24	3	2	1	1	0	0	0	0	0	0
Oct. 1	Kentucky	W 34-6	5	4	24	3	1	2	1	1	0	0	0	0	0
Oct. 8	at Arkansas	W 49-30	4	3	21	3	2	1	0	0	0	0	1	0	0
Oct. 15	at Tennessee	W 49-10	5	2	14	2	2	0	0	1	1	1	0	0	0
Oct. 22	Texas A&M	W 33-14	5	4	20	2	0	2	2	1	0	0	0	0	0
Nov. 5	at LSU	W 10-0	3	2	10	1	1	0	1	0	1	0	0	0	0
Nov. 12	Mississippi State	W 51-3	7	7	41	5	1	4	2	0	0	0	0	0	0
Totals			47	40	236	29	17	12	11	3	2	1	1	0	0

40 of 47 (85.1%)

OPPONENT GAME-BY-GAME STATISTICS

OFFENSE

Date	Opponent	RUSHING				RECEIVING				PASSING				KICK RETURNS				PUNT RETURNS				tot off
		No.	Yds	TD	Lg	No.	Yds	TD	Lg	Cmp-Att-Int	Yds	TD	Lg	No	Yds	TD	Lg	No	Yds	TD	Lg	
Sept. 3	vs. Southern Cal	30	64	0	46	18	130	0	36	18-37-1	130	0	36	5	117	0	40	1	15	0	15	194
Sept. 10	WKU	22	23	0	16	19	216	1	59	19-38-2	216	1	59	3	61	0	22	2	13	0	13	239
Sept. 17	at Ole Miss	33	101	1	23	26	421	3	63	26-40-0	421	3	63	2	32	0	22	1	3	0	3	522
Sept. 24	Kent State	30	82	0	47	7	84	0	36	7-16-0	84	0	36	4	57	0	22	0	0	0	0	166
Oct. 1	Kentucky	36	72	0	17	13	89	0	16	13-22-0	89	0	16	3	79	0	31	0	0	0	0	161
Oct. 8	at Arkansas	36	73	1	18	25	400	3	57	25-48-3	400	3	57	4	87	0	29	0	0	0	0	473
Oct. 15	at Tennessee	32	32	1	12	18	131	0	36	18-31-1	131	0	36	4	116	0	38	2	60	0	32	163
Oct. 22	Texas A&M	38	114	0	27	14	164	2	33	14-31-1	164	2	33	5	97	0	32	1	2	0	2	278
Nov. 5	at LSU	27	33	0	9	11	92	0	41	11-24-1	92	0	41	1	27	0	27	3	16	0	13	125
Nov. 12	Mississippi State	35	94	0	24	16	180	0	41	16-43-1	180	0	41	4	104	0	50	2	10	0	10	274
Totals		319	688	3	47	167	1907	9	63	167-330-10	1907	9	63	35	777	0	50	12	119	0	32	2595
Alabama		436	2552	22	85	190	2370	19	71	190-293-7	2370	19	71	18	365	0	41	23	379	3	85	4922

DEFENSE

Date	Opponent	TACKLES				SACKS No-Yds	FUMBLE		PASS DEFENSE			Blkd Kick	KICKS – XPTS				Saf	Pts			
		Solo	Ast	Total	TFL-Yds		FF	FR-Yds	Int-Yds	QBH	Brk		Att-Made	Run	Rcv						
Sept. 3	vs. Southern Cal	44	16	60	8.0-28	3.0-21	1	1-0	1-0	0	1	0	0-0	0	0	0	0	0	0	0	6
Sept. 10	WKU	47	32	79	2.0-15	2.0-15	0	1-0	0-0	5	3	0	1-1	0	0	0	0	0	0	0	10
Sept. 17	at Ole Miss	44	36	80	6.0-28	1.0-9	2	1-44	0-0	4	2	0	4-4	0	0	0	0	0	0	0	43
Sept. 24	Kent State	49	26	75	7.0-15	2.0-7	0	0-0	0-0	5	2	0	0-0	0	0	0	0	0	0	0	0
Oct. 1	Kentucky	49	20	69	4.0-15	2.0-13	0	1-0	0-0	5	2	0	0-0	0	0	0	0	0	0	0	6
Oct. 8	at Arkansas	29	30	59	3.0-7	0.0-0	3	2-0	1-8	1	3	0	3-3	0	0	0	0	0	0	0	30
Oct. 15	at Tennessee	55	18	73	9.0-48	1.0-14	1	1-0	1-7	3	1	0	1-1	0	0	0	0	0	0	0	10
Oct. 22	Texas A&M	56	30	86	12.0-36	3.0-11	1	0-0	2-6	3	1	0	2-2	0	0	0	0	0	0	0	14
Nov. 5	at LSU	31	60	91	12.0-33	1.0-5	1	1-0	1-0	3	2	0	0-0	0	0	0	0	0	0	0	0
Nov. 12	Mississippi State	46	22	68	6.0-12	1.0-1	1	1-0	1-46	2	1	0	0-0	0	0	0	0	0	0	0	3
Totals		450	290	740	69.0-237	16.0-96	10	9-44	7-67	31	18	0	11-11	0	0	0	0	0	0	0	122
Alabama		363	291	654	81.0-437	40.0-329	14	8-186	10-260	61	45	2	52-52	0	0	0	0	0	0	0	412

SPECIAL TEAMS

Date	Opponent	PUNTING										FIELD GOALS			KICKOFFS				
		No	Yds	Avg	Long	Blkd	TB	FC	50+	I20	Att-Made	Lg	Blkd	No	Yds	Avg	TB	OB	
Sept. 3	vs. Southern Cal	10	403	40.3	52	0	0	4	1	4	2-2	47	0	3	192	64.0	1	1	
Sept. 10	WKU	8	376	47.0	54	0	1	1	3	1	2-1	25	1	3	193	64.3	0	0	
Sept. 17	at Ole Miss	6	310	51.7	68	0	1	2	3	1	3-3	38	0	8	521	65.1	4	1	
Sept. 24	Kent State	9	414	46.0	67	0	0	1	3	4	1-0	0	0	1	36	36.0	0	0	
Oct. 1	Kentucky	6	268	44.7	61	0	0	2	1	0	2-2	45	0	3	188	62.7	1	0	
Oct. 8	at Arkansas	4	211	52.8	57	0	0	1	3	1	1-1	25	0	5	306	61.2	0	0	
Oct. 15	at Tennessee	10	483	48.3	60	0	1	4	4	3	1-1	37	0	3	190	63.3	1	1	
Oct. 22	Texas A&M	6	255	42.5	53	0	0	1	2	3	0-0	0	0	3	170	56.7	1	0	
Nov. 5	at LSU	8	336	42.0	51	0	0	4	1	5	1-0	0	1	1	65	65.0	0	0	
Nov. 12	Mississippi State	7	210	30.0	40	0	0	4	0	2	2-1	47	0	2	120	60.0	1	1	
Totals		74	3266	44.1	68	0	3	24	21	24	15-11	47	2	32	1981	61.9	9	4	
Alabama		36	1742	48.4	66	0	6	9	20	13	20-14	48	0	76	4814	63.3	40	1	

RED ZONE

Date	Opponent	Score	Times In RZ	Times Scored	Total Pts	TDs	Rush TDs	Pass TDs	FGs Made	Failed to score inside RZ						
										FGA	Downs	Int	Fumb	Half	Game	
Sept. 3	vs. Southern Cal	W 52-6	1	1	3	0	0	0	1	0	0	0	0	0	0	0
Sept. 10	WKU	W 38-10	1	1	3	0	0	0	1	0	0	0	0	0	0	0
Sept. 17	at Ole Miss	W 48-43	4	3	13	1	0	1	2	0	0	1	0	0	0	0
Sept. 24	Kent State	W 48-0	1	0	0	0	0	0	0	0	1	0	0	0	0	0
Oct. 1	Kentucky	W 34-6	1	1	3	0	0	0	1	0	0	0	0	0	0	0
Oct. 8	at Arkansas	W 49-30	5	4	23	3	1	2	1	0	0	1	0	0	0	0
Oct. 15	at Tennessee	W 49-10	2	2	10	1	1	0	1	0	0	0	0	0	0	0
Oct. 22	Texas A&M	W 33-14	1	1	7	1	0	1	0	0	0	0	0	0	0	0
Nov. 5	at LSU	W 10-0	0	0	0	0	0	0	0	0	0	0	0	0	0	0
Nov. 12	Mississippi State	W 51-3	1	1	3	0	0	0	1	0	0	0	0	0	0	0
Totals			17	14	65	6	2	4	8	0	1	1	1	0	0	0

14 of 17 (82.4%)

TEAM COMPARISON GAME-BY-GAME

Opponent	Score	First Downs				Rushing Number-Yards	Passing		Total Offense Plays-Yards	Return Yards	TOs
		Total	Rush	Pass	Pen		Comp-Att-Int	Yards			
vs. Southern Cal	52-6	15/11	9/5	6/4	0/2	45-242/30-64	12-18-1/18-37-1	223/130	63-465/67-194	46/132	2/1
WKU	38-10	23/12	9/2	13/9	1/1	39-124/22-23	25-42-0/19-38-2	351/216	81-475/60-239	139/74	1/2
at Ole Miss	48-43	22/23	14/4	7/17	1/2	48-334/33-101	19-31-0/26-40-0	158/421	79-492/73-522	252/79	1/2
Kent State	48-0	26/5	16/2	10/2	0/1	46-285/30-82	22-34-0/7-16-0	217/84	80-502/46-166	90/57	0/1
Kentucky	34-6	25/12	11/7	14/4	0/1	37-173/36-72	25-38-0/13-22-0	315/89	75-488/58-161	120/79	1/2
at Arkansas	49-30	16/25	8/7	8/13	0/5	34-264/36-73	13-17-1/25-48-3	253/400	51-517/84-473	239/95	3/5
Tennessee	49-10	28/11	19/2	9/8	0/1	48-409/32-32	18-28-1/18-31-1	185/131	76-594/63-163	192/183	2/1
Texas A&M	33-14	28/17	19/9	7/7	2/1	57-287/38-114	15-25-2/14-31-1	164/164	82-451/69-278	87/105	2/2
LSU	10-0	16/6	12/4	3/2	1/0	51-216/27-33	10-19-1/11-24-1	107/92	70-323/51-125	15/43	2/1
Mississippi State	51-3	26/17	7/6	17/9	2/2	31-218/35-94	31-41-1/16-43-1	397/180	72-615/78-274	10/160	2/1
Totals	412-122	225/139	124/48	94/75	7/16	436-2552/319-688	190-293-7/167-330-10	2370/1907	729-4922/649-2595	1190/1007	16/18

Opponent	3rd Down Conversions	4th Down Conversions	Time of Possession	TOP Margin	Avg Yds/Rush	Avg Yds/Pass	Avg Yds/Play	Punting Number-Avg	Penalties Number-Yards
vs. Southern Cal	6-15/4-18	1-1/0-2	30:43/29:17	1:26	5.4/2.1	12.4/3.5	7.4/2.9	5-47.0/10-40.3	4-29/6-46
WKU	9-18/6-16	2-2/0-1	35:44/24:16	11:28	3.2/1.0	8.4/5.7	5.9/4.0	5-46.4/8-47.0	12-84/2-16
at Ole Miss	7-15/5-15	0-0/0-0	35:23/24:37	10:46	7.0/3.1	5.1/10.5	6.2/7.2	5-38.8/6-51.7	9-75/6-65
Kent State	6-14/1-13	2-3/1-2	33:33/26:27	7:06	6.2/2.7	6.4/5.2	6.3/3.6	2-49.0/9-46.0	2-20/0-0
Kentucky	9-14/6-17	0-1/1-1	29:47/30:13	-0:26	4.7/2.0	8.3/4.0	6.5/2.8	1-58.0/6-44.7	4-20/2-15
at Arkansas	4-8/8-16	0-0/1-2	22:53/37:07	-14:14	7.8/2.0	14.9/8.3	10.1/5.6	4-51.5/4-52.8	7-86/6-60
Tennessee	6-12/3-16	0-1/0-1	31:33/28:27	3:06	8.5/1.0	6.6/4.2	7.8/2.6	4-50.0/10-48.3	5-38/1-10
Texas A&M	7-14/5-16	0-1/1-3	35:50/24:10	11:40	5.0/3.0	6.6/5.3	5.5/4.0	2-53.5/6-42.5	7-44/9-81
LSU	7-17/4-15	1-2/0-2	33:55/26:05	7:50	4.2/1.2	5.6/3.8	4.6/2.5	5-51.6/8-42.0	6-29/3-20
Mississippi State	7-13/7-20	0-1/0-4	27:22/32:38	-5:16	7.0/2.7	9.7/4.2	8.5/3.5	3-51.3/7-30.0	3-35/4-31
Totals	68-140/49-162	6-12/4-18	316:43/283:17	33:26	5.9/2.2	8.1/5.8	6.8/4.0	36-48.4/74-44.1	460/344

ALABAMA INDIVIDUAL STATISTICS

RUSHING

	GP	Att	Gain	Loss	Net	Avg	TD	Long	Avg/G
Damien Harris	10	102	778	19	759	7.4	1	73	75.9
Jalen Hurts	10	126	850	115	735	5.8	11	60	73.5
Josh Jacobs	10	67	485	18	467	7.0	3	56	46.7
Bo Scarbrough	9	62	375	17	358	5.8	5	85	39.8
B.J. Emmons	7	35	176	3	173	4.9	1	17	24.7
Derrick Gore	9	11	53	1	52	4.7	0	20	5.8
ArDarius Stewart	8	4	33	0	33	8.2	0	17	4.1
Calvin Ridley	10	5	25	4	21	4.2	1	7	2.1
Ronnie Clark	1	4	14	0	14	3.5	0	7	14.0
Avery Reid	1	2	4	0	4	2.0	0	2	4.0
Robert Foster	8	1	0	5	-5	-5.0	0	0	-0.6
Cooper Bateman	10	3	4	15	-11	-3.7	0	4	-1.1
Blake Barnett	3	7	2	19	-17	-2.4	0	2	-5.7
TEAM	6	7	0	31	-31	-4.4	0	0	-5.2
Total	10	436	2799	247	2552	5.9	22	85	255.2
Opponents	10	319	1117	429	688	2.2	3	47	68.8

PASSING

	G	Effic	Cmp-Att-Int	Pct	Yds	TD	Lng	Avg/G
Jalen Hurts	10	144.80	167-260-7	64.2	2032	16	71	203.2
Blake Barnett	3	189.45	11-19-0	57.9	219	2	52	73.0
Cooper Bateman	10	180.69	12-14-0	85.7	119	1	31	11.9
Total	10	149.41	190-293-7	64.8	2370	19	71	237.0
Opponents	10	102.09	167-330-10	50.6	1907	9	63	190.7

RECEIVING

	G	No.	Yds	Avg	TD	Long	Avg/G
Calvin Ridley	10	50	546	10.9	6	51	54.6
ArDarius Stewart	8	39	683	17.5	7	71	85.4
O.J. Howard	10	29	352	12.1	2	40	35.2
Josh Jacobs	10	11	123	11.2	0	26	12.3
Damien Harris	10	10	83	8.3	1	56	8.3
Gehrig Dieter	10	9	185	20.6	1	45	18.5
Cam Sims	9	9	110	12.2	0	31	12.2
Trevon Diggs	10	9	78	8.7	1	17	7.8
Miller Forristall	10	5	73	14.6	0	32	7.3
Robert Foster	8	5	55	11.0	0	27	6.9
Derek Kief	7	4	31	7.8	0	14	4.4
Hale Hentges	10	3	10	3.3	0	6	1.0
B.J. Emmons	7	2	20	10.0	0	17	2.9
Bo Scarbrough	9	2	15	7.5	0	9	1.7
Brandon Greene	10	1	5	5.0	0	5	0.5
Mack Wilson	10	1	1	1.0	1	1	0.1
Derrick Gore	9	1	0	0.0	0	0	0.0
Total	10	190	2370	12.5	19	71	237.0
Opponents	10	167	1907	11.4	9	63	190.7

PUNT RETURNS

	No.	Yds	Avg	TD	Long
Eddie Jackson	11	253	23.0	2	85
Xavian Marks	5	105	21.0	1	75
Trevon Diggs	4	17	4.2	0	13
Calvin Ridley	2	4	2.0	0	6
TEAM	1	0	0.0	0	0
Total	23	379	16.5	3	85
Opponents	12	119	9.9	0	32

ALABAMA INDIVIDUAL STATISTICS

INTERCEPTIONS

	No.	Yds	Avg	TD	Long
Minkah Fitzpatrick	4	114	28.5	1	100
Marlon Humphrey	2	18	9.0	1	18
Ronnie Harrison	2	64	32.0	1	58
Tony Brown	1	9	9.0	0	9
Eddie Jackson	1	55	55.0	1	55
Total	10	260	26.0	4	100
Opponents	7	67	9.6	0	46

KICK RETURNS

	No.	Yds	Avg	TD	Long
Trevon Diggs	7	166	23.7	0	41
Xavian Marks	7	123	17.6	0	25
ArDarius Stewart	2	37	18.5	0	23
Dakota Ball	1	13	13.0	0	13
B.J. Emmons	1	26	26.0	0	26
Total	18	365	20.3	0	41
Opponents	35	777	22.2	0	50

FUMBLE RETURNS

	No.	Yds	Avg	TD	Long
Jonathan Allen	2	105	52.5	2	75
Ronnie Harrison	1	55	55.0	1	55
Tim Williams	1	23	23.0	1	23
Da'Ron Payne	1	3	3.0	1	3
Total	5	186	37.2	5	75
Opponents	1	44	44.0	1	44

SCORING

	TD	FGs	PATs				DXP	Saf	Points
			Kick	Rush	Rcv	Pass			
Adam Griffith	0	14-20	49-49	0-0	0	0-0	0	0	91
Jalen Hurts	11	0-0	0-0	0-0	0	0-1	0	0	66
ArDarius Stewart	7	0-0	0-0	0-0	0	0-0	0	0	42
Calvin Ridley	7	0-0	0-0	0-0	0	0-0	0	0	42
Bo Scarbrough	5	0-0	0-0	0-0	0	0-0	0	0	30
Josh Jacobs	3	0-0	0-0	0-0	0	0-0	0	0	18
Eddie Jackson	3	0-0	0-0	0-0	0	0-0	0	0	18
Ronnie Harrison	2	0-0	0-0	0-0	0	0-0	0	0	12
O.J. Howard	2	0-0	0-0	0-0	0	0-0	0	0	12
Damien Harris	2	0-0	0-0	0-0	0	0-0	0	0	12
Jonathan Allen	2	0-0	0-0	0-0	0	0-0	0	0	12
Mack Wilson	1	0-0	0-0	0-0	0	0-0	0	0	6
Marlon Humphrey	1	0-0	0-0	0-0	0	0-0	0	0	6
Minkah Fitzpatrick	1	0-0	0-0	0-0	0	0-0	0	0	6
Xavian Marks	1	0-0	0-0	0-0	0	0-0	0	0	6
Gehrig Dieter	1	0-0	0-0	0-0	0	0-0	0	0	6
B.J. Emmons	1	0-0	0-0	0-0	0	0-0	0	0	6
Da'Ron Payne	1	0-0	0-0	0-0	0	0-0	0	0	6
Tim Williams	1	0-0	0-0	0-0	0	0-0	0	0	6
Trevon Diggs	1	0-0	0-0	0-0	0	0-0	0	0	6
Andy Pappanastos	0	0-0	3-3	0-0	0	0-0	0	0	3
Total	53	14-20	52-52	0-0	0	0-1	0	0	412
Opponents	13	11-15	11-11	0-0	0	0-2	0	0	122

TOTAL OFFENSE

	G	Plays	Rush	Pass	Total	Avg/G
Jalen Hurts	10	386	735	2032	2767	276.7
Damien Harris	10	102	759	0	759	75.9
Josh Jacobs	10	67	467	0	467	46.7
Bo Scarbrough	9	62	358	0	358	39.8
Blake Barnett	3	26	-17	219	202	67.3
B.J. Emmons	7	35	173	0	173	24.7
Cooper Bateman	10	17	-11	119	108	10.8
Derrick Gore	9	11	52	0	52	5.8
ArDarius Stewart	8	4	33	0	33	4.1
Calvin Ridley	10	5	21	0	21	2.1
Ronnie Clark	1	4	14	0	14	14.0
Avery Reid	1	2	4	0	4	4.0
Robert Foster	8	1	-5	0	-5	-0.6
TEAM	6	7	-31	0	-31	-5.2
Total	10	729	2552	2370	4922	492.2
Opponents	10	649	688	1907	2595	259.5

FIELD GOALS

	FGM-FGA	Pct	01-19	20-29	30-39	40-49	50-99	Lg	Blk
Adam Griffith	14-20	70.0	0-0	6-7	6-8	2-5	0-0	48	0

FG SEQUENCE

	Alabama	Opponents
vs. Southern Cal	(29)	(47),(41)
WKU	48,(36)	(25),47
at Ole Miss	(32),47,(30)	(23),(18),(38)
Kent State	(28),(48)	37
Kentucky	(44),35,(24)	(45),(30)
at Arkansas	-	(25)
Tennessee	37	(37)
Texas A&M	(32),(28),29	-
LSU	42,(25)	49
Mississippi State	(30),(28),(39)	47,(47)

Numbers in (parentheses) indicate field goal was made.

PUNTING

	No.	Yds	Avg	Long	TB	FC	I20	50+	Blkd
JK Scott	36	1742	48.4	66	6	9	13	20	0
Total	36	1742	48.4	66	6	9	13	20	0
Opponents	74	3266	44.1	68	3	24	24	21	0

KICKOFFS

	No.	Yds	Avg	TB	OB	Retn	Net	YdLn
Adam Griffith	71	4505	63.5	38	1			
JK Scott	3	195	65.0	2	0			
Andy Pappanastos	2	114	57.0	0	0			
Total	76	4814	63.3	40	1	777	40.0	25
Opponents	32	1981	61.9	9	4	365	43.5	21

ALL PURPOSE

	G	Rush	Rec	PR	KOR	IR	Tot	Avg/G
Damien Harris	10	759	83	0	0	0	842	84.2
ArDarius Stewart	8	33	683	0	37	0	753	94.1
Jalen Hurts	10	735	0	0	0	0	735	73.5
Josh Jacobs	10	467	123	0	0	0	590	59.0
Calvin Ridley	10	21	546	4	0	0	571	57.1
Bo Scarbrough	9	358	15	0	0	0	373	41.4
O.J. Howard	10	0	352	0	0	0	352	35.2
Eddie Jackson	8	0	0	253	0	55	308	38.5
Trevon Diggs	10	0	78	17	166	0	261	26.1
Xavian Marks	3	0	0	105	123	0	228	76.0
B.J. Emmons	7	173	20	0	26	0	219	31.3
Gehrig Dieter	10	0	185	0	0	0	185	18.5
Minkah Fitzpatrick	10	0	0	0	0	114	114	11.4
Cam Sims	9	0	110	0	0	0	110	12.2
Miller Forristall	10	0	73	0	0	0	73	7.3
Ronnie Harrison	10	0	0	0	0	64	64	6.4
Derrick Gore	9	52	0	0	0	0	52	5.8
Robert Foster	8	-5	55	0	0	0	50	6.2
Derek Kief	7	0	31	0	0	0	31	4.4
Marlon Humphrey	10	0	0	0	0	18	18	1.8
Ronnie Clark	1	14	0	0	0	0	14	14.0
Dakota Ball	10	0	0	0	13	0	13	1.3
Hale Hentges	10	0	10	0	0	0	10	1.0
Tony Brown	6	0	0	0	0	9	9	1.5
Brandon Greene	10	0	5	0	0	0	5	0.5
Avery Reid	1	4	0	0	0	0	4	4.0
Mack Wilson	10	0	1	0	0	0	1	0.1
Cooper Bateman	10	-11	0	0	0	0	-11	-1.1
Blake Barnett	3	-17	0	0	0	0	-17	-5.7
TEAM	6	-31	0	0	0	0	-31	-5.2
Total	10	2552	2370	379	365	260	5926	592.6
Opponents	10	688	1907	119	777	67	3558	355.8

ALABAMA DEFENSIVE STATISTICS

DEFENSIVE LEADERS	GP	Tackles			TFL/Yds	Sacks No-Yards	Pass Def			Fumbles		Blkd	
		Solo	Ast	Total			Int-Yds	BrUp	QBH	Rcv-Yds	FF	Kick	Saf
Reuben Foster	10	35	35	70	7.0-29	2.0-18	.	2	4
Shaun Dion Hamilton	10	27	23	50	8.5-32	2.0-17	.	1	1	.	1	.	.
Ronnie Harrison	10	30	18	48	1.5-8	.	2-64	5	2	2-55	.	1	.
Minkah Fitzpatrick	10	27	18	45	3.0-15	1.5-13	4-114	6	.	.	1	.	.
Jonathan Allen	10	19	21	40	7.5-55	7.0-55	.	2	13	2-105	.	1	.
Ryan Anderson	10	18	21	39	14.5-77	6.5-52	.	2	8	1-0	3	.	.
Dalvin Tomlinson	10	10	27	37	4.0-31	3.0-28	.	3	3	.	1	.	.
Rashaan Evans	9	20	11	31	2.5-6	2.5-6	.	1	5	.	1	.	.
Marlon Humphrey	10	22	7	29	2.0-5	.	2-18	4	.	.	1	.	.
Anthony Averett	10	23	3	26	1.0-5	.	.	7	.	.	1	.	.
Eddie Jackson	8	15	9	24	2.5-7	.	1-55	2
Da'Ron Payne	10	9	14	23	2.5-10	1.0-8	.	1	3	1-3	.	.	.
Tim Williams	10	17	6	23	13.0-101	8.0-88	.	1	10	1-23	2	.	.
Keith Holcombe	10	11	8	19	1.0-1	.	.	1
Hootie Jones	10	14	4	18	.	.	.	4	.	.	1	.	.
Da'Shawn Hand	10	8	8	16	3.0-11	2.0-7	.	.	4	.	1	.	.
Anfernee Jennings	10	5	9	14	1.0-2	.	.	.	3
Christian Miller	10	5	8	13	2.5-14	2.0-12	.	.	4
Dakota Ball	10	6	6	12	1.0-10	0.5-8	.	.	1
Tony Brown	6	5	6	11	.	.	1-9
Terrell Hall	7	6	2	8	1.0-9	1.0-9
Levi Wallace	6	6	2	8	.	.	.	2
Shyheim Carter	5	4	2	6
Deionte Thompson	10	2	3	5
Joshua Frazier	9	.	5	5
Aaron Robinson	10	3	2	5	1.0-1
Mack Wilson	10	4	1	5	1-0	.	.	.
Raekwon Davis	5	1	2	3	1.0-8	1.0-8	1	.	.
Trevon Diggs	10	1	2	3
B.J. Emmons	7	1	2	3
Keaton Anderson	10	1	1	2
Damien Harris	10	1	1	2
Jalen Hurts	10	1	.	1
O.J. Howard	10	1	.	1
O.J. Smith	1	1	.	1
Derek Kief	7	.	1	1
JK Scott	10	.	1	1
T.J. Simmons	8	1	.	1
Josh Jacobs	10	1	.	1
Gehrig Dieter	10	.	1	1
Calvin Ridley	10	1	.	1
Robert Foster	8	1	.	1
Bo Scarbrough	9	.	1	1
Jared Mayden	3	1
Total	10	363	291	654	81-437	40-329	10-260	45	61	8-186	14	2	.
Opponent	10	450	290	740	69.0-237	16-96	7-67	18	31	9-44	10	.	.

PARTICIPATION CHART

Name	GP/GS	USC	WKU	OM	KENT	UK	ARK	UT	TAMU	LSU	MSU
Jonathan Allen	10/10	START	START	START	START	START	START	START	START	START	START
Keaton Anderson	10/-	XXX	XXX	XXX	XXX	XXX	XXX	XXX	XXX	XXX	XXX
Ryan Anderson	10/10	START	START	START	START	START	START	START	START	START	START
Anthony Averett	10/8	XXX	START	START	START	START	XXX	START	START	START	START
Dakota Ball	10/-	XXX	XXX	XXX	XXX	XXX	XXX	XXX	XXX	XXX	XXX
Blake Barnett	3/1	START	XXX	...	XXX
Cooper Bateman	10/-	XXX	XXX	XXX	XXX	XXX	XXX	XXX	XXX	XXX	XXX
Bradley Bozeman	10/10	START	START	START	START	START	START	START	START	START	START
Mekhi Brown	1/-	XXX
Tony Brown	6/1	XXX	XXX	XXX	XXX	XXX	START
Shyheim Carter	5/-	XXX	XXX	XXX	XXX	XXX
Josh Casher	3/-	XXX	XXX	XXX
Ronnie Clark	1/-	XXX
David Cornwell	2/-	XXX	XXX
Lester Cotton	9/5	START	START	...	XXX	XXX	XXX	START	START	START	XXX
Raekwon Davis	5/-	...	XXX	XXX	XXX	XXX	XXX
Gehrig Dieter	10/8	XXX	START	START	START	START	START	XXX	START	START	START
Trevon Diggs	10/-	XXX	XXX	XXX	XXX	XXX	XXX	XXX	XXX	XXX	XXX
B.J. Emmons	7/-	XXX	XXX	...	XXX	XXX	XXX	XXX	XXX
Rashaan Evans	9/-	XXX	XXX	XXX	...	XXX	XXX	XXX	XXX	XXX	XXX
Raheem Falkins	4/-	XXX	XXX	XXX	XXX
Minkah Fitzpatrick	10/10	START	START	START	START	START	START	START	START	START	START
Miller Forristall	10/1	START	XXX	XXX	XXX	XXX	XXX	XXX	XXX	XXX	XXX
Reuben Foster	10/10	START	START	START	START	START	START	START	START	START	START
Robert Foster	8/-	XXX	XXX	XXX	...	XXX	XXX	XXX	XXX	...	XXX
Joshua Frazier	9/-	XXX	...	XXX	XXX	XXX	XXX	XXX	XXX	XXX	XXX
Derrick Gore	9/-	...	XXX	XXX	XXX	XXX	XXX	XXX	XXX	XXX	XXX
Brandon Greene	10/-	XXX	XXX	XXX	XXX	XXX	XXX	XXX	XXX	XXX	XXX
Adam Griffith	10/-	XXX	XXX	XXX	XXX	XXX	XXX	XXX	XXX	XXX	XXX
Terrell Hall	7/-	XXX	XXX	...	XXX	XXX	XXX	XXX	XXX
Shaun Dion Hamilton	10/9	START	START	START	START	START	START	START	XXX	START	START
Da'Shawn Hand	10/-	XXX	XXX	XXX	XXX	XXX	XXX	XXX	XXX	XXX	XXX
Damien Harris	10/8	START	START	START	START	XXX	START	XXX	START	START	START
Truett Harris	2/-	XXX	XXX
Ronnie Harrison	10/9	START	START	START	START	START	START	START	START	XXX	START
J.C. Hassenauer	7/-	XXX	XXX	...	XXX	XXX	XXX	XXX	XXX
Hale Hentges	10/3	XXX	START	START	XXX	XXX	XXX	START	XXX	XXX	XXX
Keith Holcombe	10/-	XXX	XXX	XXX	XXX	XXX	XXX	XXX	XXX	XXX	XXX
O.J. Howard	10/8	START	XXX	XXX	START	START	START	START	START	START	START
Marlon Humphrey	10/10	START	START	START	START	START	START	START	START	START	START
Jalen Hurts	10/9	XXX	START	START	START	START	START	START	START	START	START
Eddie Jackson	8/8	START	START	START	START	START	START	START	START
Josh Jacobs	10/1	XXX	XXX	XXX	XXX	START	XXX	XXX	XXX	XXX	XXX
Anfernee Jennings	10/-	XXX	XXX	XXX	XXX	XXX	XXX	XXX	XXX	XXX	XXX
Hootie Jones	10/1	XXX	XXX	XXX	XXX	XXX	XXX	XXX	START	XXX	XXX
Brandon Kennedy	7/-	XXX	XXX	...	XXX	XXX	XXX	XXX	XXX
Derek Kief	7/-	XXX	XXX	...	XXX	...	XXX	XXX	XXX	...	XXX
Jamar King	1/-	XXX
Korren Kirven	10/1	XXX	XXX	XXX	XXX	XXX	XXX	XXX	XXX	XXX	START
Xavian Marks	3/-	XXX	XXX	XXX
Jared Mayden	3/-	XXX	...	XXX	XXX
Cole Mazza	10/-	XXX	XXX	XXX	XXX	XXX	XXX	XXX	XXX	XXX	XXX
Christian Miller	10/-	XXX	XXX	XXX	XXX	XXX	XXX	XXX	XXX	XXX	XXX
Jamey Mosley	4/-	XXX	XXX	...	XXX	XXX
Andy Papanastos	3/-	...	XXX	...	XXX	XXX
Da'Ron Payne	10/10	START	START	START	START	START	START	START	START	START	START
Richie Petitbon	1/-	XXX
Ross Pierschbacher	10/10	START	START	START	START	START	START	START	START	START	START
Avery Reid	1/-	XXX
Calvin Ridley	10/10	START	START	START	START	START	START	START	START	START	START
Aaron Robinson	10/-	XXX	XXX	XXX	XXX	XXX	XXX	XXX	XXX	XXX	XXX
Cam Robinson	10/10	START	START	START	START	START	START	START	START	START	START
Bo Scarbrough	9/1	XXX	XXX	XXX	XXX	XXX	XXX	START	XXX	XXX	...
JK Scott	10/1	XXX	XXX	XXX	XXX	XXX	XXX	XXX	XXX	START	XXX
T.J. Simmons	8/-	XXX	XXX	XXX	XXX	XXX	XXX	XXX	XXX
Cam Sims	9/2	XXX	...	XXX	START	START	XXX	XXX	XXX	XXX	XXX
Irv Smith Jr.	6/-	XXX	XXX	XXX	XXX	XXX	XXX
O.J. Smith	1/-	...	XXX
ArDarius Stewart	8/8	START	START	START	START	START	START	START	START
Alphonse Taylor	5/4	...	XXX	START	START	START	START
Deionte Thompson	10/-	XXX	XXX	XXX	XXX	XXX	XXX	XXX	XXX	XXX	XXX
Dalvin Tomlinson	10/10	START	START	START	START	START	START	START	START	START	START
Levi Wallace	6/-	XXX	XXX	XXX	XXX	XXX	XXX
Dallas Warmack	7/-	XXX	XXX	...	XXX	XXX	XXX	XXX	XXX
Jonah Williams	10/10	START	START	START	START	START	START	START	START	START	START
Tim Williams	10/2	START	XXX	XXX	XXX	XXX	START	XXX	XXX	XXX	XXX
Mack Wilson	10/-	XXX	XXX	XXX	XXX	XXX	XXX	XXX	XXX	XXX	XXX
Matt Womack	7/-	XXX	XXX	...	XXX	XXX	XXX	XXX	XXX

RUSHING/RECEIVING/PASSING GAME-BY-GAME

RUSHING

	No-Yds/TD	USC	WKU	OM	KENT	UK	ARK	UT	TAMU	LSU	MSU
Damien Harris	102-759/1	9-138/0	11-45/0	16-144/1	4-18/0	2-11/0	13-122/0	14-94/0	18-125/0	12-53/0	3-9/0
Jalen Hurts	126-735/11	9-32/2	11-19/0	18-146/0	7-54/1	9-25/0	8-20/2	12-132/3	21-93/1	20-114/1	11-100/1
Josh Jacobs	67-467/3	4-20/0	-	3-33/0	11-97/2	16-100/1	3-57/0	6-38/0	10-36/0	5-3/0	9-89/0
Bo Scarbrough	62-358/5	11-36/1	5-19/1	7-13/1	3-19/0	5-21/0	7-56/1	5-109/1	8-33/0	11-52/0	DNP
B.J. Emmons	35-173/1	6-18/0	6-41/1	DNP	8-51/0	3-16/0	3-9/0	9-38/0	-	DNP	DNP
Derrick Gore	11-52/0	DNP	1-1/0	-	6-45/0	-	-	-	-	-	4-6/0
ArDarius Stewart	4-33/0	1-17/0	2-12/0	-	DNP	DNP	-	-	-	1-4/0	-
Calvin Ridley	5-21/1	-	1-6/0	2-2/1	1-7/0	1-6/0	-	-	-	-	-
Ronnie Clark	4-14/0	DNP	DNP	DNP	DNP	DNP	DNP	DNP	DNP	DNP	4-14/0
Avery Reid	2-4/0	DNP	DNP	DNP	2-4/0	DNP	DNP	DNP	DNP	DNP	DNP
Robert Foster	1--5/0	-	1--5/0	-	DNP	-	-	-	-	DNP	-
Cooper Bateman	3--11/0	1--9/0	-	-	-	-	-	2--2/0	-	-	-
Blake Barnett	7--17/0	4--10/0	-	DNP	3--7/0	DNP	DNP	DNP	DNP	DNP	DNP
TEAM	7--31/0	DNP	1--14/0	2--4/0	1--3/0	1--6/0	-	DNP	DNP	2--4/0	DNP

RECEIVING

	No-Yds/TD	USC	WKU	OM	KENT	UK	ARK	UT	TAMU	LSU	MSU
ArDarius Stewart	39-683/7	4-113/2	5-90/1	4-2/0	DNP	DNP	5-120/0	8-90/1	2-57/0	3-55/0	8-156/3
Calvin Ridley	50-546/6	2-9/0	9-129/1	8-81/0	1-5/0	11-174/2	3-14/1	6-58/0	4-27/1	2-23/0	4-26/1
O.J. Howard	29-352/2	3-39/0	2-29/0	2-24/0	3-60/1	2-13/0	1-21/0	1-23/0	8-69/1	1--3/0	6-77/0
Gehrig Dieter	9-185/1	1-45/1	2-56/0	2-47/0	1-10/0	1-11/0	1-6/0	-	-	-	1-10/0
Josh Jacobs	11-123/0	-	-	-	2-23/0	3-44/0	-	1-8/0	1-11/0	1-3/0	3-34/0
Cam Sims	9-110/0	1-12/0	DNP	-	4-54/0	1--1/0	-	-	-	-	3-45/0
Damien Harris	10-83/1	-	2-14/0	2-1/0	-	1-6/0	2-60/1	1--7/0	-	1--2/0	1-11/0
Trevon Diggs	9-78/1	-	1-14/0	-	3-23/0	2-14/0	-	1-13/0	-	1-9/0	1-5/1
Miller Forristall	5-73/0	-	-	-	-	-	1-32/0	-	-	1-22/0	3-19/0
Robert Foster	5-55/0	-	3-13/0	-	DNP	2-42/0	-	-	-	DNP	-
Derek Kief	4-31/0	-	-	DNP	3-17/0	DNP	-	-	-	DNP	1-14/0
B.J. Emmons	2-20/0	-	-	DNP	1-17/0	1-3/0	-	-	-	DNP	DNP
Bo Scarbrough	2-15/0	-	-	-	1-6/0	1-9/0	-	-	-	-	DNP
Hale Hentges	3-10/0	-	1-6/0	1-3/0	1-1/0	-	-	-	-	-	-
Brandon Greene	1-5/0	1-5/0	-	-	-	-	-	-	-	-	-
Mack Wilson	1-1/1	-	-	-	1-1/1	-	-	-	-	-	-
Derrick Gore	1-0/0	DNP	-	-	1-0/0	-	-	-	-	-	-

PASSING

Jalen Hurts	Att	Comp	Int	Pct	Yards	TD	Long	Sack	Yds	Effic
vs. Southern Cal	11	6	1	54.5	118	2	71	0	0	186.5
WKU	36	23	0	63.9	287	2	51	2	15	149.2
at Ole Miss	31	19	0	61.3	158	0	45	1	9	104.1
Kent State	24	16	0	66.7	164	1	31	0	0	137.8
Kentucky	33	20	0	60.6	262	2	46	2	13	147.3
at Arkansas	17	13	1	76.5	253	2	67	0	0	228.5
at Tennessee	27	17	1	63.0	172	1	31	1	14	121.3
Texas A&M	25	15	2	60.0	164	2	45	3	11	125.5
LSU	19	10	1	52.6	107	0	52	1	5	89.4
Mississippi State	37	28	1	75.7	347	4	67	1	1	184.7
TOTALS	260	167	7	64.2	2032	16	71	11	68	144.8

Cooper Bateman	Att	Comp	Int	Pct	Yards	TD	Long	Sack	Yds	Effic
vs. Southern Cal	1	1	0	100.0	5	0	5	1	9	142.0
Kent State	3	2	0	66.7	-2	0	0	0	0	61.1
Kentucky	5	5	0	100.0	53	0	27	0	0	189.0
Tennessee	1	1	0	100.0	13	0	13	0	0	209.2
Mississippi State	4	3	0	75.0	50	1	31	0	0	262.5
TOTALS	14	12	0	85.7	119	1	31	1	9	180.7

Blake Barnett	Att	Comp	Int	Pct	Yards	TD	Long	Sack	Yds	Effic
vs. Southern Cal	6	5	0	83.3	100	1	45	2	12	278.3
WKU	6	2	0	33.3	64	0	52	0	0	122.9
Kent State	7	4	0	57.1	55	1	34	2	7	170.3
TOTALS	19	11	0	57.9	219	2	52	4	19	189.5

TACKLES GAME-BY-GAME

TOTAL TACKLES

	UA-A	TOT	USC	WKU	OM	KENT	UK	ARK	UT	TAMU	LSU	MSU
Reuben Foster	35-35	70	2-2	5-1	4-8	2-5	5-1	1-1	2-2	8-4	2-9	4-2
Shaun Dion Hamilton	27-23	50	5-0	0-4	4-3	1-0	4-4	4-5	5-1	-	2-5	2-1
Ronnie Harrison	30-18	48	0-2	3-0	3-1	3-0	3-4	5-3	6-1	4-2	1-2	2-3
Minkah Fitzpatrick	27-18	45	3-3	3-2	4-2	1-2	1-1	4-1	4-2	3-0	1-2	3-3
Jonathan Allen	19-21	40	4-0	1-2	0-4	0-3	6-2	1-2	3-1	3-3	1-2	0-2
Ryan Anderson	18-21	39	3-1	1-2	1-2	0-1	1-2	4-5	2-0	4-0	0-6	2-2
Dalvin Tomlinson	10-27	37	1-0	1-2	0-7	0-1	1-1	3-0	2-3	1-2	1-5	0-6
Rashaan Evans	20-11	31	4-0	2-1	1-1	DNP	4-1	3-4	2-0	1-0	1-0	2-4
Marlon Humphrey	22-7	29	1-1	2-0	4-1	0-1	2-1	2-1	1-0	3-0	6-2	1-0
Anthony Averett	23-3	26	7-1	2-0	1-0	1-0	1-0	2-0	4-0	2-0	0-1	3-1
Eddie Jackson	15-9	24	2-0	3-1	0-2	1-1	4-0	1-3	1-2	3-0	DNP	DNP
Tim Williams	17-6	23	2-0	-	1-1	1-1	4-0	1-0	2-0	2-1	1-3	3-0
Da'Ron Payne	9-14	23	-	1-2	1-3	2-0	0-1	1-2	1-1	1-1	1-0	1-4
Keith Holcombe	11-8	19	3-2	1-1	0-1	4-2	-	-	2-1	-	-	1-1
Hootie Jones	14-4	18	-	1-0	2-0	2-2	1-0	2-1	1-0	4-0	-	1-1
Da'Shawn Hand	8-8	16	-	-	0-2	0-1	2-2	1-0	2-2	1-0	-	2-1
Anfernee Jennings	5-9	14	1-2	-	1-0	1-1	0-1	1-1	-	-	1-3	0-1
Christian Miller	5-8	13	-	1-0	-	1-2	0-1	0-2	1-2	1-0	-	1-1
Dakota Ball	6-6	12	1-0	3-2	1-0	1-2	0-1	-	-	-	-	0-1
Tony Brown	5-6	11	DNP	DNP	DNP	DNP	0-1	1-1	0-1	1-1	0-1	3-1
Terrell Hall	6-2	8	-	DNP	DNP	1-1	DNP	2-0	-	1-1	-	2-0
Levi Wallace	6-2	8	1-0	0-1	-	2-1	DNP	DNP	-	DNP	DNP	3-0
Shyheim Carter	4-2	6	-	-	4-1	-	DNP	DNP	DNP	DNP	DNP	0-1
Aaron Robinson	3-2	5	1-1	-	0-1	1-0	-	-	-	-	-	1-0
Mack Wilson	4-1	5	-	-	-	1-0	1-0	-	-	2-0	-	0-1
Joshua Frazier	0-5	5	-	DNP	0-2	-	-	-	-	0-1	0-1	0-1
Deionte Thompson	2-3	5	0-1	-	2-0	-	-	0-1	0-1	-	-	-
Raekwon Davis	1-2	3	DNP	-	-	0-1	DNP	DNP	0-1	DNP	DNP	1-0
Trevon Diggs	1-2	3	-	-	-	-	-	0-1	1-0	0-1	-	-
B.J. Emmons	1-2	3	1-0	0-1	DNP	0-1	-	-	-	-	DNP	DNP
Keaton Anderson	1-1	2	-	0-1	-	-	-	-	-	-	1-0	-
Damien Harris	1-1	2	-	-	-	-	-	-	-	1-0	0-1	-
JK Scott	0-1	1	-	-	-	-	-	-	-	-	0-1	-
Gehrig Dieter	0-1	1	-	-	-	-	-	-	0-1	-	-	-
T.J. Simmons	1-0	1	-	1-0	-	-	-	-	DNP	DNP	-	-
Bo Scarbrough	0-1	1	-	0-1	-	-	-	-	-	-	-	DNP
Robert Foster	1-0	1	-	-	-	DNP	-	-	1-0	-	DNP	-
Derek Kief	0-1	1	-	-	DNP	-	DNP	-	-	0-1	DNP	-
Calvin Ridley	1-0	1	-	-	-	-	-	-	-	-	-	1-0
O.J. Smith	1-0	1	DNP	1-0	DNP	DNP	DNP	DNP	DNP	DNP	DNP	DNP
O.J. Howard	1-0	1	-	-	-	-	-	1-0	-	-	-	-
Josh Jacobs	1-0	1	-	-	-	-	-	-	-	-	1-0	-
Jalen Hurts	1-0	1	-	-	-	-	-	-	1-0	-	-	-

SUPERLATIVES

INDIVIDUAL GAME HIGHS

Rushes	21	Jalen Hurts vs Texas A&M (Oct 22, 2016)
Yards Rushing	146	Jalen Hurts at Ole Miss (Sep 17, 2016)
TD Rushes	3	Jalen Hurts at Tennessee (Oct 15, 2016)
Long Rush	85	Bo Scarbrough at Tennessee (Oct 15, 2016)
Pass attempts	37	Jalen Hurts vs Mississippi State (Nov 12, 2016)
Pass completions	28	Jalen Hurts vs Mississippi State (Nov 12, 2016)
Yards Passing	347	Jalen Hurts vs Mississippi State (Nov 12, 2016)
TD Passes	4	Jalen Hurts vs Mississippi State (Nov 12, 2016)
Long Pass	71	Jalen Hurts vs USC (Sep 03, 2016)
Receptions	11	Calvin Ridley vs Kentucky (Oct 01, 2016)
Yards Receiving	174	Calvin Ridley vs Kentucky (Oct 01, 2016)
TD Receptions	3	A. Stewart vs Mississippi State (Nov 12, 2016)
Long Reception	71	A. Stewart vs USC (Sep 03, 2016)
Field Goals	3	Adam Griffith vs Mississippi State (Nov 12, 2016)
Long Field Goal	48	Adam Griffith vs Kent (Sep 24, 2016)
Punts	5	JK Scott vs USC (Sep 03, 2016)
		JK Scott vs WKU (Sep 10, 2016)
		JK Scott at Ole Miss (Sep 17, 2016)
		JK Scott at LSU (Nov 05, 2016)
Punting Avg	58.0	JK Scott vs Kentucky (Oct 01, 2016)
Long Punt	66	JK Scott at LSU (Nov 05, 2016)
Punts inside 20	3	JK Scott vs USC (Sep 03, 2016)
		JK Scott vs WKU (Sep 10, 2016)
Long Punt Return	85	Eddie Jackson at Ole Miss (Sep 17, 2016)
Long Kickoff Return	41	Trevon Diggs at Ole Miss (Sep 17, 2016)
Tackles	12	Reuben Foster at Ole Miss (Sep 17, 2016)
		Reuben Foster vs Texas A&M (Oct 22, 2016)
Sacks	2.0	Jonathan Allen vs USC (Sep 03, 2016)
		Tim Williams vs Texas A&M (Oct 22, 2016)
Tackles For Loss	3.0	Tim Williams vs Kentucky (Oct 01, 2016)
		Ryan Anderson vs Texas A&M (Oct 22, 2016)
Interceptions	3	M. Fitzpatrick at Arkansas (Oct 08, 2016)

TEAM GAME HIGHS

Rushes	57	vs Texas A&M (Oct 22, 2016)
Yards Rushing	409	at Tennessee (Oct 15, 2016)
Yards Per Rush	8.5	at Tennessee (Oct 15, 2016)
TD Rushes	4	at Tennessee (Oct 15, 2016)
Pass attempts	42	vs WKU (Sep 10, 2016)
Pass completions	31	vs Mississippi State (Nov 12, 2016)
Yards Passing	397	vs Mississippi State (Nov 12, 2016)
Yards Per Pass	14.9	at Arkansas (Oct 08, 2016)
TD Passes	5	vs Mississippi State (Nov 12, 2016)
Total Plays	82	vs Texas A&M (Oct 22, 2016)
Total Offense	615	vs Mississippi State (Nov 12, 2016)
Yards Per Play	10.1	at Arkansas (Oct 08, 2016)
Points	52	vs USC (Sep 03, 2016)
Sacks By	7	at Arkansas (Oct 08, 2016)
First Downs	28	at Tennessee (Oct 15, 2016)
		vs Texas A&M (Oct 22, 2016)
Penalties	12	vs WKU (Sep 10, 2016)
Penalty Yards	86	at Arkansas (Oct 08, 2016)
Turnovers	3	at Arkansas (Oct 08, 2016)
Interceptions By	3	at Arkansas (Oct 08, 2016)
Punts	5	vs USC (Sep 03, 2016)
		vs WKU (Sep 10, 2016)
		at Ole Miss (Sep 17, 2016)
		at LSU (Nov 05, 2016)
Punting Avg	58.0	vs Kentucky (Oct 01, 2016)
Long Punt	66	at LSU (Nov 05, 2016)
Punts inside 20	3	vs USC (Sep 03, 2016)
		vs WKU (Sep 10, 2016)
Long Punt Return	85	at Ole Miss (Sep 17, 2016)

OPPONENT INDIVIDUAL GAME HIGHS

Rushes	17	L. Fournette, at LSU (Nov 05, 2016)
Yards Rushing	62	Keith Ford, vs Texas A&M (Oct 22, 2016)
TD Rushes	1	Akeem Judd, at Ole Miss (Sep 17, 2016)
		R. Williams, at Arkansas (Oct 08, 2016)
		Kamara, A., at Tennessee (Oct 15, 2016)
Long Rush	47	RANKIN, Justin, vs Kent (Sep 24, 2016)
Pass attempts	48	Austin Allen, at Arkansas (Oct 08, 2016)
Pass completions	26	Chad Kelly, at Ole Miss (Sep 17, 2016)
Yards Passing	421	Chad Kelly, at Ole Miss (Sep 17, 2016)
TD Passes	3	Chad Kelly, at Ole Miss (Sep 17, 2016)
		Austin Allen, at Arkansas (Oct 08, 2016)
Long Pass	63	Chad Kelly, at Ole Miss (Sep 17, 2016)
Receptions	9	TAYLOR, Taywan, vs WKU (Sep 10, 2016)
		Evan Ingram, at Ole Miss (Sep 17, 2016)
		Christian Kirk, vs Texas A&M (Oct 22, 2016)
Yards Receiving	146	Jared Cornelius, at Arkansas (Oct 08, 2016)
TD Receptions	2	Keon Hatcher, at Arkansas (Oct 08, 2016)
Long Reception	63	Evan Ingram, at Ole Miss (Sep 17, 2016)
Field Goals	3	Gary Wunderlich, at Ole Miss (Sep 17, 2016)
Long Field Goal	47	Boormeester, Ma, vs USC (Sep 03, 2016)
Punts	10	Westin Graves, vs Mississippi State (Nov 12, 2016)
		Tilbey, Chris, vs USC (Sep 03, 2016)
		Daniel, T., at Tennessee (Oct 15, 2016)
Punting Avg	54.7	Gary Wunderlich, at Ole Miss (Sep 17, 2016)
Long Punt	68	Gary Wunderlich, at Ole Miss (Sep 17, 2016)
Punts inside 20	5	Josh Growden, at LSU (Nov 05, 2016)
Long Punt Return	32	Kamara, A., at Tennessee (Oct 15, 2016)
Long Kickoff Return	50	B. Holloway, vs Mississippi State (Nov 12, 2016)
Tackles	16	K. Beckwith, at LSU (Nov 05, 2016)
Sacks	1.5	Hutchings, Mich, vs USC (Sep 03, 2016)
Tackles For Loss	3.5	Myles Garrett, vs Texas A&M (Oct 22, 2016)
Interceptions	1	Marshall, Iman, vs USC (Sep 03, 2016)
		Dwayne Eugene, at Arkansas (Oct 08, 2016)
		Barnett, D., at Tennessee (Oct 15, 2016)
		Justin Evans, vs Texas A&M (Oct 22, 2016)
		Claude George, vs Texas A&M (Oct 22, 2016)
		Jamal Adams, at LSU (Nov 05, 2016)
		Jamoral Graham, vs Mississippi State (Nov 12, 2016)

OPPONENT TEAM GAME HIGHS

Rushes	38	vs Texas A&M (Oct 22, 2016)
Yards Rushing	114	vs Texas A&M (Oct 22, 2016)
Yards Per Rush	3.1	at Ole Miss (Sep 17, 2016)
TD Rushes	1	at Ole Miss (Sep 17, 2016)
		at Arkansas (Oct 08, 2016)
		at Tennessee (Oct 15, 2016)
Pass attempts	48	at Arkansas (Oct 08, 2016)
Pass completions	26	at Ole Miss (Sep 17, 2016)
Yards Passing	421	at Ole Miss (Sep 17, 2016)
Yards Per Pass	10.5	at Ole Miss (Sep 17, 2016)
TD Passes	3	at Ole Miss (Sep 17, 2016)
		at Arkansas (Oct 08, 2016)
Total Plays	84	at Arkansas (Oct 08, 2016)
Total Offense	522	at Ole Miss (Sep 17, 2016)
Yards Per Play	7.2	at Ole Miss (Sep 17, 2016)
Points	43	at Ole Miss (Sep 17, 2016)
Sacks By	3	vs USC (Sep 03, 2016)
		vs Texas A&M (Oct 22, 2016)
First Downs	25	at Arkansas (Oct 08, 2016)
Penalties	9	vs Texas A&M (Oct 22, 2016)
Penalty Yards	81	vs Texas A&M (Oct 22, 2016)
Turnovers	5	at Arkansas (Oct 08, 2016)
Interceptions By	2	vs Texas A&M (Oct 22, 2016)
Punts	10	vs USC (Sep 03, 2016)
		at Tennessee (Oct 15, 2016)
Punting Avg	52.8	at Arkansas (Oct 08, 2016)
Long Punt	68	at Ole Miss (Sep 17, 2016)
Punts inside 20	5	at LSU (Nov 05, 2016)
Long Punt Return	32	at Tennessee (Oct 15, 2016)

ALABAMA DRIVE CHARTS

SOUTHERN CALIFORNIA

Team	Qtr	Drive Started			Drive Ended			Consumed	
		Spot	Time	Obtained	Spot	Time	How Lost	PI-Yds	TOP
UA	1st	A24	12:21	Kickoff	A31	10:23	Punt	4-7	1:58
UA	1st	A37	06:08	Downs	A44	04:25	Punt	3-7	1:43
UA	1st	A46	02:44	Punt	A48	02:37	Fumble	1-2	0:07
UA	1st	A10	01:08	Punt	A11	14:12	Punt	3-1	1:56
UA	2nd	A25	12:22	Punt	S47	09:26	Punt	8-28	2:56
UA	2nd	S36	09:02	Punt	S00	07:46	*TOUCHDOWN	3-36	1:16
UA	2nd	A25	06:25	Punt	S11	03:26	*FIELD GOAL	7-64	2:59
UA	2nd	S00	02:37	Interception	S00	02:37	*TOUCHDOWN	0-0	0:00
UA	2nd	A13	01:37	Punt	A15	00:00	End of half	3-2	1:37
UA	3rd	A25	15:00	Kickoff	S00	13:43	*TOUCHDOWN	3-75	1:17
UA	3rd	S13	12:47	Downs	S00	10:55	*TOUCHDOWN	4-13	1:52
UA	3rd	A38	09:00	Punt	A38	08:03	Interception	3-0	0:57
UA	3rd	A15	07:10	Punt	S00	05:53	*TOUCHDOWN	3-85	1:17
UA	3rd	A35	02:34	Kickoff	S00	13:11	*TOUCHDOWN	9-65	4:23
UA	4th	A33	11:19	Punt	S00	09:25	*TOUCHDOWN	4-67	1:54
UA	4th	A08	06:32	Punt	A16	02:08	Punt	6-8	4:24

WKU

Team	Qtr	Drive Started			Drive Ended			Consumed	
		Spot	Time	Obtained	Spot	Time	How Lost	PI-Yds	TOP
UA	1st	A31	13:38	Punt	W31	11:52	Missed FG	6-38	1:46
UA	1st	A23	11:09	Punt	W18	09:10	*FIELD GOAL	5-59	1:59
UA	1st	A23	08:03	Kickoff	A08	04:15	Punt	5--15	3:48
UA	1st	A33	04:05	Interception	W00	00:00	*TOUCHDOWN	9-67	4:05
UA	2nd	A20	11:17	Punt	A23	09:43	Punt	3-3	1:34
UA	2nd	W00	08:59	Interception	W00	08:59	*TOUCHDOWN	0-0	0:00
UA	2nd	A33	08:04	Punt	A35	06:55	Punt	3-2	1:09
UA	2nd	A17	03:39	Punt	W48	01:03	Punt	6-35	2:36
UA	2nd	A29	00:00	Missed FG	A29	00:00	End of half	0-0	0:00
UA	3rd	A16	15:00	Kickoff	W40	09:25	Punt	14-44	5:35
UA	3rd	W48	06:48	Punt	W00	03:48	*TOUCHDOWN	8-48	3:00
UA	3rd	A24	02:10	Punt	W00	13:14	*TOUCHDOWN	10-76	3:56
UA	4th	A41	09:11	Downs	W00	04:27	*TOUCHDOWN	11-59	4:44
UA	4th	A30	02:20	Punt	A26	01:34	Fumble	2--4	0:46
UA	4th	A26	00:46	Kickoff	A35	00:00	End of half	1-9	0:46

OLE MISS

Team	Qtr	Drive Started			Drive Ended			Consumed	
		Spot	Time	Obtained	Spot	Time	How Lost	PI-Yds	TOP
UA	1st	A25	13:07	Kickoff	O14	05:54	*FIELD GOAL	17-61	7:13
UA	1st	A48	04:56	Punt	O29	01:26	Missed FG	9-23	3:30
UA	2nd	A13	14:49	Punt	A14	13:44	Punt	3-1	1:05
UA	2nd	A20	12:31	Punt	A48	09:20	Punt	5-28	3:11
UA	2nd	A20	07:35	Kickoff	O45	05:32	Punt	5-35	2:03
UA	2nd	A42	04:32	Kickoff	A44	02:47	Fumble	3-2	1:45
UA	2nd	A50	02:47	Kickoff	O00	02:10	*TOUCHDOWN	3-50	0:37
UA	2nd	O00	01:05	Punt	O00	01:05	*TOUCHDOWN	0-0	0:00
UA	3rd	A25	15:00	Kickoff	A44	12:24	Punt	6-19	2:36
UA	3rd	O03	11:47	Fumble	O03	11:47	*TOUCHDOWN	0-0	0:00
UA	3rd	A37	10:27	Punt	O12	06:03	*FIELD GOAL	10-51	4:24
UA	3rd	A25	01:47	Kickoff	O00	00:16	*TOUCHDOWN	4-75	1:31
UA	4th	A23	13:12	Kickoff	O39	10:59	Punt	5-38	2:13
UA	4th	A42	09:36	Punt	O00	07:33	*TOUCHDOWN	5-58	2:03
UA	4th	A25	05:28	Fumble	A25	05:28	*TOUCHDOWN	0-0	0:00
UA	4th	A25	02:51	Kickoff	O49	00:00	End of half	7-26	2:51

KENT STATE

Team	Qtr	Drive Started			Drive Ended			Consumed	
		Spot	Time	Obtained	Spot	Time	How Lost	PI-Yds	TOP
UA	1st	A30	15:00	Kickoff	K00	12:14	*TOUCHDOWN	8-70	2:46
UA	1st	A21	09:45	Missed FG	K00	06:54	*TOUCHDOWN	10-79	2:51
UA	1st	A45	05:17	Punt	K00	03:39	*TOUCHDOWN	4-55	1:38
UA	1st	A14	02:47	Punt	K11	12:45	*FIELD GOAL	16-75	5:02
UA	2nd	K24	12:34	Fumble	K31	11:34	*FIELD GOAL	4--7	1:00
UA	2nd	A39	09:07	Punt	K00	06:47	*TOUCHDOWN	5-61	2:20
UA	2nd	A02	05:08	Punt	A15	03:42	Punt	4-13	1:26
UA	2nd	K00	02:14	Punt	K00	02:14	*TOUCHDOWN	0-0	0:00
UA	2nd	A02	00:27	Punt	A03	00:00	End of half	1-1	0:27
UA	3rd	A34	12:31	Punt	K00	06:14	*TOUCHDOWN	13-66	6:17
UA	3rd	A37	02:48	Punt	K26	00:25	Downs	6-37	2:23
UA	4th	A01	10:02	Downs	A15	07:04	Punt	5-14	2:58
UA	4th	A18	04:25	Punt	K49	00:00	End of half	6-33	4:25

KENTUCKY

Team	Qtr	Drive Started			Drive Ended			Consumed	
		Spot	Time	Obtained	Spot	Time	How Lost	PI-Yds	TOP
UA	1st	A29	15:00	Kickoff	K36	11:49	Downs	6-35	3:11
UA	1st	A25	08:52	Kickoff	A43	06:44	Fumble	7-18	2:08
UA	1st	A39	04:29	Fumble	K26	01:15	*FIELD GOAL	11-35	3:14
UA	2nd	A41	14:36	Punt	A42	13:23	Punt	3-1	1:13
UA	2nd	A39	12:20	Punt	K00	09:50	*TOUCHDOWN	7-61	2:30
UA	2nd	A45	06:56	Fumble	A45	06:56	*TOUCHDOWN	0-0	0:00
UA	2nd	A21	05:01	Punt	K17	00:44	Missed FG	14-62	4:17
UA	3rd	A22	13:30	Punt	K00	10:58	*TOUCHDOWN	8-78	2:32
UA	3rd	A24	08:49	Punt	K00	04:31	*TOUCHDOWN	9-76	4:18
UA	3rd	K49	01:06	Punt	K06	14:51	*FIELD GOAL	5-43	1:15
UA	4th	A11	05:09	Kickoff	K20	00:00	End of half	8-69	5:09

ARKANSAS

Team	Qtr	Drive Started			Drive Ended			Consumed	
		Spot	Time	Obtained	Spot	Time	How Lost	PI-Yds	TOP
UA	1st	V19	15:00	Kickoff	H01	11:07	Fumble	8-80	3:53
UA	1st	V27	08:13	Punt	H00	07:27	*TOUCHDOWN	3-73	0:46
UA	1st	H29	07:27	Fumble	H00	05:25	*TOUCHDOWN	5-29	2:02
UA	1st	V11	01:54	Kickoff	V37	13:17	Punt	7-26	3:37
UA	2nd	H23	12:25	Fumble	H23	12:25	*TOUCHDOWN	0-0	0:00
UA	2nd	V19	10:36	Punt	H00	08:53	*TOUCHDOWN	4-81	1:43
UA	2nd	V34	02:56	Kickoff	H00	01:25	*TOUCHDOWN	4-66	1:31
UA	2nd	V25	00:29	Kickoff	H39	00:00	End of half	3-36	0:29
UA	3rd	V30	13:13	Punt	H03	12:56	Fumble	1-67	0:17
UA	3rd	H18	12:36	Interception	H00	11:10	*TOUCHDOWN	4-18	1:26
UA	3rd	V36	07:43	Interception	V36	07:06	Interception	2-0	0:37
UA	3rd	V25	03:57	Kickoff	V30	02:10	Punt	3-5	1:47
UA	4th	H00	10:18	Interception	H00	10:18	*TOUCHDOWN	0-0	0:00
UA	4th	V25	08:03	Punt	V47	05:11	Punt	4-22	2:52
UA	4th	V47	03:18	Kickoff	H44	01:25	Punt	3-9	1:53

TENNESSEE

Team	Qtr	Drive Started			Drive Ended			Consumed	
		Spot	Time	Obtained	Spot	Time	How Lost	PI-Yds	TOP
UA	1st	A20	11:40	Punt	A34	08:42	Punt	5-14	2:58
UA	1st	A09	06:27	Punt	T00	03:29	*TOUCHDOWN	8-91	2:58
UA	1st	A25	01:23	Punt	A25	01:00	Punt	3-0	0:23
UA	1st	T00	00:14	Interception	T00	00:14	*TOUCHDOWN	0-0	0:00
UA	2nd	A22	14:07	Punt	A45	11:44	Punt	4-23	2:23
UA	2nd	A30	10:32	Punt	A11	10:11	Fumble	3--19	0:21
UA	2nd	A35	09:41	Kickoff	T00	07:22	*TOUCHDOWN	6-65	2:19
UA	2nd	A22	04:40	Punt	T12	01:24	Interception	9-66	3:16
UA	2nd	A16	01:02	Punt	T20	00:00	Missed FG	7-64	1:02
UA	3rd	A26	14:55	Kickoff	A28	13:10	Punt	4-2	1:45
UA	3rd	A49	10:10	Punt	T00	09:02	*TOUCHDOWN	5-51	1:08
UA	3rd	A25	04:03	Kickoff	T00	00:49	*TOUCHDOWN	8-75	3:14
UA	4th	T00	14:42	Punt	T00	14:42	*TOUCHDOWN	0-0	0:00
UA	4th	A14	12:37	Punt	T00	11:38	*TOUCHDOWN	2-86	0:59
UA	4th	A32	09:36	Downs	T07	00:54	Downs	13-61	8:42

TEXAS A&M

Team	Qtr	Drive Started			Drive Ended			Consumed	
		Spot	Time	Obtained	Spot	Time	How Lost	PI-Yds	TOP
UA	1st	A25	15:00	Kickoff	T15	11:57	*FIELD GOAL	9-60	3:03
UA	1st	A27	09:48	Punt	T11	04:43	*FIELD GOAL	13-62	5:05
UA	1st	A12	01:18	Punt	T00	12:59	*TOUCHDOWN	9-88	3:19
UA	2nd	A01	10:18	Punt	A10	07:19	Punt	6-9	2:59
UA	2nd	A43	06:06	Punt	A43	05:17	Interception	3-0	0:49
UA	2nd	A25	05:10	Interception	T12	02:20	Missed FG	7-63	2:50
UA	2nd	A38	00:38	Kickoff	T40	00:00	Interception	5-22	0:38
UA	3rd	A23	12:54	Kickoff	T00	06:33	*TOUCHDOWN	14-77	6:21
UA	3rd	A17	05:06	Punt	A19	02:39	Punt	3-2	2:27
UA	3rd	T30	00:21	Fumble	T30	00:21	*TOUCHDOWN	0-0	0:00
UA	4th	T47	13:44	Punt	T00	12:27	*TOUCHDOWN	3-47	1:17
UA	4th	A40	10:18	Downs	T41	05:03	Downs	9-19	5:15
UA	4th	A42	01:47	Downs	T30	00:00	End of half	4-28	1:47

ALABAMA DRIVE CHARTS

LSU

Team	Qtr	Spot	Drive Started		Drive Ended			Consumed	
			Time	Obtained	Spot	Time	How Lost	Pl-Yds	TOP
UA	1st	A14	15:00	Kickoff	A14	13:48	Interception	3-0	1:12
UA	1st	A32	12:39	Missed FG	A41	11:52	Punt	3-9	0:47
UA	1st	A12	07:38	Punt	A15	05:16	Punt	3-3	2:22
UA	1st	A02	03:30	Punt	A34	14:50	Punt	9-32	3:40
UA	2nd	A09	08:22	Punt	L24	05:52	Missed FG	9-67	2:30
UA	2nd	A05	02:16	Punt	A10	01:10	Punt	3-5	1:06
UA	2nd	A42	00:01	Downs	A42	00:00	End of half	1-0	0:01
UA	3rd	A40	13:21	Punt	L06	11:30	Downs	5-54	1:51
UA	3rd	A46	09:59	Punt	A43	07:48	Punt	3--3	2:11
UA	3rd	A42	06:17	Punt	A42	05:42	Fumble	2-0	0:35
UA	3rd	A10	04:05	Punt	L00	13:08	*TOUCHDOWN	12-90	5:57
UA	4th	A43	12:32	Interception	L07	02:41	*FIELD GOAL	15-50	9:51
UA	4th	L35	01:52	Downs	L28	00:00	End of half	4-7	1:52

MISSISSIPPI STATE

Team	Qtr	Spot	Drive Started		Drive Ended			Consumed	
			Time	Obtained	Spot	Time	How Lost	Pl-Yds	TOP
UA	1st	A25	15:00	Kickoff	M12	12:20	*FIELD GOAL	10-63	2:40
UA	1st	M32	09:50	Punt	M00	08:23	*TOUCHDOWN	4-32	1:27
UA	1st	A31	05:27	Missed FG	A48	03:58	Interception	3-17	1:29
UA	1st	A37	02:38	Downs	A46	01:07	Punt	3-9	1:31
UA	2nd	A33	12:52	Punt	M00	12:36	*TOUCHDOWN	2-67	0:16
UA	2nd	A34	11:09	Downs	M00	09:55	*TOUCHDOWN	4-66	1:14
UA	2nd	A17	05:21	Punt	M10	02:37	*FIELD GOAL	7-73	2:44
UA	2nd	A36	02:09	Punt	M21	15:00	*FIELD GOAL	12-43	2:09
UA	3rd	A35	11:43	Kickoff	M35	09:04	Fumble	7-30	2:39
UA	3rd	A16	06:57	Punt	M00	06:12	*TOUCHDOWN	3-84	0:45
UA	3rd	A42	05:35	Punt	M00	04:40	*TOUCHDOWN	3-58	0:55
UA	3rd	A22	02:29	Punt	A25	00:56	Punt	3-3	1:33
UA	4th	A24	14:21	Interception	A49	10:21	Punt	6-25	4:00
UA	4th	A39	05:32	Downs	M00	02:34	*TOUCHDOWN	6-61	2:58
UA	4th	M24	01:02	Downs	M19	00:00	End of half	2-5	1:02

OPPONENT DRIVE CHARTS

SOUTHERN CALIFORNIA

Team	Qtr	Spot	Drive Started			Drive Ended			Consumed	
			Time	Obtained	Spot	Time	How Lost	PI-Yds	TOP	
USC	1st	S25	15:00	Kickoff	A29	12:28	*FIELD GOAL	6-46	2:32	
USC	1st	S19	10:23	Punt	A37	06:08	Downs	10-44	4:15	
USC	1st	S02	04:25	Punt	S02	02:44	Punt	3-0	1:41	
USC	1st	A48	02:37	Fumble	S49	01:08	Punt	3--3	1:29	
USC	2nd	S42	14:12	Punt	S34	12:22	Punt	3--8	1:50	
USC	2nd	S15	09:26	Punt	S15	09:02	Punt	3-0	0:24	
USC	2nd	S25	07:46	Kickoff	S29	06:25	Punt	3-4	1:21	
USC	2nd	S10	03:20	Kickoff	S12	02:37	Interception	2-2	0:43	
USC	2nd	S40	02:29	Kickoff	A44	01:37	Punt	4-16	0:52	
USC	3rd	S33	13:35	Kickoff	S13	12:47	Downs	4--20	0:48	
USC	3rd	S20	10:49	Kickoff	S22	09:00	Punt	3-2	1:49	
USC	3rd	S42	08:03	Interception	S43	07:10	Punt	3-1	0:53	
USC	3rd	S21	05:44	Kickoff	A23	02:34	*FIELD GOAL	8-56	3:10	
USC	4th	S25	13:11	Kickoff	S27	11:19	Punt	3-2	1:52	
USC	4th	S25	09:25	Kickoff	A43	06:32	Punt	7-32	2:53	
USC	4th	S47	02:08	Punt	A35	00:00	End of half	4-18	2:08	

WKU

Team	Qtr	Spot	Drive Started			Drive Ended			Consumed	
			Time	Obtained	Spot	Time	How Lost	PI-Yds	TOP	
WKU	1st	W22	15:00	Kickoff	W17	13:38	Punt	3--5	1:22	
WKU	1st	W31	11:52	Missed FG	W34	11:09	Punt	3-3	0:43	
WKU	1st	W21	09:10	Kickoff	A08	08:03	*FIELD GOAL	5-71	1:07	
WKU	1st	W47	04:15	Punt	W47	04:05	Interception	1-0	0:10	
WKU	2nd	W25	15:00	Kickoff	A46	11:17	Punt	9-29	3:43	
WKU	2nd	W30	09:43	Punt	W32	08:59	Interception	2-2	0:44	
WKU	2nd	W25	08:59	Kickoff	W27	08:04	Punt	3-2	0:55	
WKU	2nd	W09	06:55	Punt	W30	03:39	Punt	6-21	3:16	
WKU	2nd	W14	01:03	Punt	A29	00:00	Missed FG	6-57	1:03	
WKU	3rd	W04	09:25	Punt	W10	06:48	Punt	5-6	2:37	
WKU	3rd	W25	03:48	Kickoff	W34	02:10	Punt	3-9	1:38	
WKU	4th	W25	13:14	Kickoff	A41	09:11	Downs	10-34	4:03	
WKU	4th	W24	04:27	Kickoff	W25	02:20	Punt	3-1	2:07	
WKU	4th	A26	01:34	Fumble	A00	00:46	*TOUCHDOWN	3-26	0:48	

OLE MISS

Team	Qtr	Spot	Drive Started			Drive Ended			Consumed	
			Time	Obtained	Spot	Time	How Lost	PI-Yds	TOP	
OM	1st	O25	15:00	Kickoff	A00	13:07	*TOUCHDOWN	7-75	1:53	
OM	1st	O10	05:47	Kickoff	O08	04:56	Punt	3--2	0:51	
OM	1st	O29	01:26	Missed FG	O38	14:49	Punt	3-9	1:37	
OM	2nd	O26	13:44	Punt	O32	12:31	Punt	3-6	1:13	
OM	2nd	O44	09:20	Punt	A06	07:43	*FIELD GOAL	5-50	1:37	
OM	2nd	O20	05:32	Punt	A00	04:40	*TOUCHDOWN	2-80	0:52	
OM	2nd	A44	02:47	Fumble	A44	02:47	*TOUCHDOWN	0-0	0:00	
OM	2nd	O25	02:10	Kickoff	O32	01:05	Punt	3-7	1:05	
OM	2nd	O25	01:05	Kickoff	O43	00:00	End of half	4-18	1:05	
OM	3rd	O06	12:24	Punt	O03	11:47	Fumble	2--3	0:37	
OM	3rd	O25	11:47	Kickoff	O17	10:27	Punt	3--8	1:20	
OM	3rd	O25	06:03	Kickoff	A01	01:47	*FIELD GOAL	12-74	4:16	
OM	3rd	O25	00:16	Kickoff	A21	13:17	*FIELD GOAL	7-54	1:59	
OM	4th	O11	10:59	Punt	O18	09:36	Punt	3-7	1:23	
OM	4th	O25	07:33	Kickoff	A25	05:28	Fumble	6-50	2:05	
OM	4th	O22	05:23	Kickoff	A00	02:59	*TOUCHDOWN	12-78	2:24	
OM	4th	A37	02:59	Kickoff	A00	02:51	*TOUCHDOWN	1-37	0:08	

KENT STATE

Team	Qtr	Spot	Drive Started			Drive Ended			Consumed	
			Time	Obtained	Spot	Time	How Lost	PI-Yds	TOP	
KENT	1st	K25	12:14	Kickoff	A21	09:45	Missed FG	5-54	2:29	
KENT	1st	K12	06:54	Kickoff	K13	05:17	Punt	3-1	1:37	
KENT	1st	K25	03:39	Kickoff	K41	02:47	Punt	4-16	0:52	
KENT	2nd	K25	12:45	Kickoff	K24	12:34	Fumble	1--1	0:11	
KENT	2nd	K23	11:34	Kickoff	K13	09:07	Punt	3--10	2:27	
KENT	2nd	K35	06:47	Kickoff	K42	05:08	Punt	3-7	1:39	
KENT	2nd	K40	03:42	Punt	K35	02:14	Punt	3--5	1:28	
KENT	2nd	K25	02:14	Kickoff	K31	00:27	Punt	3-6	1:47	
KENT	3rd	K25	15:00	Kickoff	K33	12:31	Punt	3-8	2:29	
KENT	3rd	K13	06:14	Kickoff	K36	02:48	Punt	5-23	3:26	
KENT	3rd	K26	00:25	Downs	A01	10:02	Downs	11-73	5:23	
KENT	4th	K32	07:04	Punt	K41	04:25	Punt	3-9	2:39	

KENTUCKY

Team	Qtr	Spot	Drive Started			Drive Ended			Consumed	
			Time	Obtained	Spot	Time	How Lost	PI-Yds	TOP	
UK	1st	K36	11:49	Downs	A28	08:52	*FIELD GOAL	8-36	2:57	
UK	1st	A43	06:44	Fumble	A39	04:29	Fumble	6-4	2:15	
UK	1st	K31	01:15	Kickoff	K30	14:36	Punt	3--1	1:39	
UK	2nd	K20	13:23	Punt	K27	12:20	Punt	3-7	1:03	
UK	2nd	K31	09:50	Kickoff	A45	06:56	Fumble	6-24	2:54	
UK	2nd	K25	06:56	Kickoff	K18	05:01	Punt	3--7	1:55	
UK	2nd	K20	00:44	Missed FG	K31	00:00	End of half	3-11	0:44	
UK	3rd	K25	15:00	Kickoff	K35	13:30	Punt	4-10	1:30	
UK	3rd	K25	10:58	Kickoff	K36	08:49	Punt	4-11	2:09	
UK	3rd	K28	04:31	Kickoff	K21	01:06	Punt	4--7	3:25	
UK	4th	K25	14:51	Kickoff	A12	05:09	*FIELD GOAL	16-63	9:42	

ARKANSAS

Team	Qtr	Spot	Drive Started			Drive Ended			Consumed	
			Time	Obtained	Spot	Time	How Lost	PI-Yds	TOP	
AR	1st	H01	11:07	Fumble	H23	08:13	Punt	6-22	2:54	
AR	1st	H29	07:27	Kickoff	H29	07:27	Fumble	0-0	0:00	
AR	1st	H25	05:25	Kickoff	V00	01:54	*TOUCHDOWN	9-75	3:31	
AR	2nd	H20	13:17	Punt	H23	12:25	Fumble	2-3	0:52	
AR	2nd	H28	12:25	Kickoff	H36	10:36	Punt	3-8	1:49	
AR	2nd	H25	08:53	Kickoff	V07	02:56	*FIELD GOAL	13-68	5:57	
AR	2nd	H21	01:25	Kickoff	V00	00:29	*TOUCHDOWN	4-79	0:56	
AR	3rd	H25	15:00	Kickoff	H22	13:13	Punt	3--3	1:47	
AR	3rd	H03	12:56	Fumble	H03	12:36	Interception	3-0	0:20	
AR	3rd	H25	11:10	Kickoff	V39	07:43	Interception	7-36	3:27	
AR	3rd	V36	07:06	Interception	V00	03:57	*TOUCHDOWN	6-36	3:09	
AR	3rd	H18	02:10	Punt	V20	10:18	Interception	15-62	6:52	
AR	4th	H25	10:18	Kickoff	H19	08:03	Punt	3--6	2:15	
AR	4th	H06	05:11	Punt	V00	03:18	*TOUCHDOWN	7-94	1:53	
AR	4th	H20	01:25	Punt	V40	00:00	End of half	4-40	1:25	

TENNESSEE

Team	Qtr	Spot	Drive Started			Drive Ended			Consumed	
			Time	Obtained	Spot	Time	How Lost	PI-Yds	TOP	
UT	1st	T27	15:00	Kickoff	T42	11:40	Punt	8-15	3:20	
UT	1st	T36	08:42	Punt	T31	06:27	Punt	4--5	2:15	
UT	1st	T35	03:17	Kickoff	T26	01:23	Punt	3--9	1:54	
UT	1st	T45	01:00	Punt	A37	00:14	Interception	3-18	0:46	
UT	1st	T25	00:14	Kickoff	T30	14:07	Punt	3-5	1:07	
UT	2nd	T24	11:44	Punt	T26	10:32	Punt	3-2	1:12	
UT	2nd	A11	10:11	Fumble	A00	09:41	*TOUCHDOWN	2-11	0:30	
UT	2nd	T25	07:22	Kickoff	T38	04:40	Punt	6-13	2:42	
UT	2nd	T32	01:24	Interception	T38	01:02	Punt	3-6	0:22	
UT	2nd	T20	00:00	Missed FG	T20	00:00	End of half	0-0	0:00	
UT	3rd	T23	13:10	Punt	T35	10:10	Punt	6-12	3:00	
UT	3rd	T32	08:56	Kickoff	A19	04:03	*FIELD GOAL	10-49	4:53	
UT	3rd	T25	00:49	Kickoff	T30	14:42	Punt	3-5	1:07	
UT	4th	T25	14:42	Kickoff	T34	12:37	Punt	3-9	2:05	
UT	4th	T26	11:27	Kickoff	A32	09:36	Downs	5-42	1:51	
UT	4th	T08	00:54	Downs	T13	00:00	End of half	2-5	0:54	

TEXAS A&M

Team	Qtr	Spot	Drive Started			Drive Ended			Consumed	
			Time	Obtained	Spot	Time	How Lost	PI-Yds	TOP	
TAMU	1st	T25	11:57	Kickoff	T25	09:48	Punt	6-0	2:09	
TAMU	1st	T14	04:43	Kickoff	T39	01:18	Punt	6-25	3:25	
TAMU	2nd	T17	12:59	Kickoff	A40	10:18	Punt	9-43	2:41	
TAMU	2nd	T22	07:19	Punt	T24	06:06	Punt	3-2	1:13	
TAMU	2nd	A49	05:17	Interception	A49	05:10	Interception	1-0	0:07	
TAMU	2nd	T20	02:20	Missed FG	A00	00:38	*TOUCHDOWN	8-80	1:42	
TAMU	2nd	T20	00:00	Interception	T20	00:00	End of half	0-0	0:00	
TAMU	3rd	T25	15:00	Kickoff	A00	12:54	*TOUCHDOWN	6-75	2:06	
TAMU	3rd	T37	06:33	Kickoff	A47	05:06	Punt	4-16	1:27	
TAMU	3rd	T34	02:39	Punt	T30	00:21	Fumble	6--4	2:18	
TAMU	3rd	T18	00:21	Kickoff	T12	13:44	Punt	3--6	1:37	
TAMU	4th	T32	12:27	Kickoff	A40	10:18	Downs	7-28	2:09	
TAMU	4th	T41	05:03	Downs	A41	01:47	Downs	10-18	3:16	

OPPONENT DRIVE CHARTS

LSU

Team	Qtr	Spot	Drive Started		Drive Ended			Consumed	
			Time	Obtained	Spot	Time	How Lost	Pl-Yds	TOP
LS	1st	A33	13:48	Interception	A32	12:39	Missed FG	4-1	1:09
LS	1st	L12	11:52	Punt	L49	07:38	Punt	6-37	4:14
LS	1st	L47	05:16	Punt	L49	03:30	Punt	3-2	1:46
LS	2nd	L20	14:50	Punt	A40	08:22	Punt	11-40	6:28
LS	2nd	L24	05:52	Missed FG	L39	02:16	Punt	6-15	3:36
LS	2nd	A47	01:10	Punt	A42	00:01	Downs	4-5	1:09
LS	3rd	L25	15:00	Kickoff	L23	13:21	Punt	3--2	1:39
LS	3rd	L06	11:30	Downs	L15	09:59	Punt	3-9	1:31
LS	3rd	L03	07:48	Punt	L10	06:17	Punt	3-7	1:31
LS	3rd	A42	05:42	Fumble	L49	04:05	Punt	3--9	1:37
LS	4th	L25	13:08	Kickoff	L38	12:32	Interception	2-13	0:36
LS	4th	L33	02:34	Kickoff	L35	01:52	Downs	4-2	0:42

MISSISSIPPI STATE

Team	Qtr	Spot	Drive Started		Drive Ended			Consumed	
			Time	Obtained	Spot	Time	How Lost	Pl-Yds	TOP
MS	1st	M11	12:20	Kickoff	M15	09:50	Punt	4-4	2:30
MS	1st	M25	08:23	Kickoff	A30	05:27	Missed FG	7-45	2:56
MS	1st	A38	03:58	Interception	A36	02:38	Downs	4-2	1:20
MS	1st	M20	01:07	Punt	M33	12:52	Punt	6-13	3:15
MS	2nd	A45	12:36	Kickoff	A33	11:09	Downs	6-12	1:27
MS	2nd	M25	09:55	Kickoff	A48	05:21	Punt	8-27	4:34
MS	2nd	M25	02:37	Kickoff	M25	02:09	Punt	3-0	0:28
MS	3rd	M25	15:00	Kickoff	A29	11:43	*FIELD GOAL	7-46	3:17
MS	3rd	M35	09:04	Fumble	A42	06:57	Punt	6-23	2:07
MS	3rd	M19	06:12	Kickoff	M19	05:35	Punt	3-0	0:37
MS	3rd	M25	04:40	Kickoff	A45	02:29	Punt	5-30	2:11
MS	3rd	M23	00:56	Punt	A28	14:21	Interception	5-49	1:35
MS	4th	M13	10:21	Punt	A38	05:32	Downs	12-49	4:49
MS	4th	M25	02:34	Kickoff	M24	01:02	Downs	4--1	1:32

BY QUARTER STATS

3RD-DOWN CONVERSIONS

Date	Opponent	Score	Overall		1st Qtr		2nd Qtr		3rd Qtr		4th Qtr		OT Qtr	
Sept. 3	vs. Southern Cal	W 52-6	6-15	40.0%	0-2	0.0%	2-6	33.3%	3-4	75.0%	1-3	33.3%		
Sept. 10	WKU	W 38-10	9-18	50.0%	2-5	40.0%	1-4	25.0%	2-5	40.0%	4-4	100.0%		
Sept. 17	at Ole Miss	W 48-43	7-15	46.7%	4-6	66.7%	0-3	0.0%	2-4	50.0%	1-2	50.0%		
Sept. 24	Kent State	W 48-0	6-14	42.9%	3-4	75.0%	1-4	25.0%	1-3	33.3%	1-3	33.3%		
Oct. 1	Kentucky	W 34-6	9-14	64.3%	2-4	50.0%	3-5	60.0%	3-3	100.0%	1-2	50.0%		
Oct. 8	at Arkansas	W 49-30	4-8	50.0%	2-2	100.0%	1-2	50.0%	1-2	50.0%	0-2	0.0%		
Oct. 15	at Tennessee	W 49-10	6-12	50.0%	1-3	33.3%	2-4	50.0%	2-3	66.7%	1-2	50.0%		
Oct. 22	Texas A&M	W 33-14	7-14	50.0%	1-3	33.3%	2-5	40.0%	2-3	66.7%	2-3	66.7%		
Nov. 5	at LSU	W 10-0	7-17	41.2%	2-6	33.3%	1-3	33.3%	0-3	0.0%	4-5	80.0%		
Nov. 12	Mississippi State	W 51-3	7-13	53.8%	0-2	0.0%	4-5	80.0%	1-3	33.3%	2-3	66.7%		
	Alabama		68-140	48.6%	17-37	45.9%	17-41	41.5%	17-33	51.5%	17-29	58.6%	0-0	0.0%
	Opponents		49-162	30.2%	13-40	32.5%	12-46	26.1%	9-38	23.7%	15-38	39.5%	0-0	0.0%

4TH-DOWN CONVERSIONS

Date	Opponent	Score	Overall		1st Qtr		2nd Qtr		3rd Qtr		4th Qtr		OT Qtr	
Sept. 3	vs. Southern Cal	W 52-6	1-1	100.0%	0-0	0.0%	0-0	0.0%	0-0	0.0%	1-1	100.0%		
Sept. 10	WKU	W 38-10	2-2	100.0%	0-0	0.0%	0-0	0.0%	2-2	100.0%	0-0	0.0%		
Sept. 17	at Ole Miss	W 48-43	0-0	0.0%	0-0	0.0%	0-0	0.0%	0-0	0.0%	0-0	0.0%		
Sept. 24	Kent State	W 48-0	2-3	66.7%	1-1	100.0%	0-0	0.0%	1-2	50.0%	0-0	0.0%		
Oct. 1	Kentucky	W 34-6	0-1	0.0%	0-1	0.0%	0-0	0.0%	0-0	0.0%	0-0	0.0%		
Oct. 8	at Arkansas	W 49-30	0-0	0.0%	0-0	0.0%	0-0	0.0%	0-0	0.0%	0-0	0.0%		
Oct. 15	at Tennessee	W 49-10	0-1	0.0%	0-0	0.0%	0-0	0.0%	0-0	0.0%	0-1	0.0%		
Oct. 22	Texas A&M	W 33-14	0-1	0.0%	0-0	0.0%	0-0	0.0%	0-0	0.0%	0-1	0.0%		
Nov. 5	at LSU	W 10-0	1-2	50.0%	0-0	0.0%	0-0	0.0%	0-1	0.0%	1-1	100.0%		
Nov. 12	Mississippi State	W 51-3	0-1	0.0%	0-0	0.0%	0-0	0.0%	0-1	0.0%	0-0	0.0%		
	Alabama		6-12	50.0%	1-2	50.0%	0-0	0.0%	3-6	50.0%	2-4	50.0%	0-0	0.0%
	Opponents		4-18	22.2%	0-2	0.0%	1-3	33.3%	0-2	0.0%	3-11	27.3%	0-0	0.0%

TIME OF POSSESSION

Date	Opponent	Score	Overall	1st Qtr	2nd Qtr	3rd Qtr	4th Qtr	OT Qtr
Sept. 3	vs. Southern Cal	W 52-6	30:43	5:03	9:36	7:57	8:07	
Sept. 10	WKU	W 38-10	35:44	11:38	5:19	10:45	8:02	
Sept. 17	at Ole Miss	W 48-43	35:23	10:43	8:57	8:31	7:12	
Sept. 24	Kent State	W 48-0	33:33	10:02	7:28	8:40	7:23	
Oct. 1	Kentucky	W 34-6	29:47	8:33	8:00	7:56	5:18	
Oct. 8	at Arkansas	W 49-30	22:53	8:35	5:26	4:07	4:45	
Oct. 15	at Tennessee	W 49-10	31:33	6:19	9:21	6:12	9:41	
Oct. 22	Texas A&M	W 33-14	35:50	9:26	9:17	8:48	8:19	
Nov. 5	at LSU	W 10-0	33:55	7:51	3:47	8:42	13:35	
Nov. 12	Mississippi State	W 51-3	27:22	7:07	6:23	5:52	8:00	
	Alabama	Total	316:43	85:17	73:34	77:30	80:22	0:00
		Avg.	31:40	8:31	7:21	7:45	8:02	0:00
	Opponents	Total	283:17	64:43	76:26	72:30	69:38	0:00
		Avg.	28:19	6:28	7:38	7:15	6:57	0:00

ALABAMA'S 20-PLUS YARD PLAYS

20-YARD PLUS PLAYS

Yards	Type	Player(s)	Opponent
*100	INT	M. Fitzpatrick	Arkansas
*85	PR	Eddie Jackson	Ole Miss
*85	Rush	Bo Scarbrough	Tennessee
*79	PR	Eddie Jackson	Tennessee
*75	FR	Jonathan Allen	Ole Miss
*75	PR	Xavian Marks	Kent
73	Rush	Damien Harris	USC
*71	Pass	A. Stewart from Jalen Hurts	USC
*67	Pass	A. Stewart from Jalen Hurts	Mississippi State
67	Rush	Damien Harris	Ole Miss
67	Pass	A. Stewart from Jalen Hurts	Arkansas
60	Rush	Jalen Hurts	Mississippi State
*58	INT	Ronnie Harrison	Tennessee
57	Rush	Damien Harris	Arkansas
56	Rush	Josh Jacobs	Arkansas
*56	Pass	Damien Harris from Jalen Hurts	Arkansas
*55	FR	Ronnie Harrison	Kentucky
*55	INT	Eddie Jackson	WKU
52	Pass	A. Stewart from Blake Barnett	WKU
52	Pass	A. Stewart from Jalen Hurts	LSU
51	Pass	Calvin Ridley from Jalen Hurts	WKU
46	Rush	Damien Harris	USC
46	Pass	Calvin Ridley from Jalen Hurts	Kentucky
45	Pass	Calvin Ridley from Jalen Hurts	Ole Miss
*45	Pass	Gehrig Dieter from Blake Barnett	USC
45	Pass	A. Stewart from Jalen Hurts	Texas A&M
*45	Rush	Jalen Hurts	Tennessee
43	Rush	Josh Jacobs	Mississippi State
43	Pass	Calvin Ridley from Jalen Hurts	Kentucky
41	KR	Trevon Diggs	Ole Miss
41	Rush	Jalen Hurts	Ole Miss
40	Pass	Gehrig Dieter from Jalen Hurts	WKU
40	Pass	O.J. Howard from Blake Barnett	USC
*39	Pass	A. Stewart from Jalen Hurts	USC
*37	Rush	Jalen Hurts	Texas A&M
37	Rush	Jalen Hurts	Tennessee
*34	Pass	O.J. Howard from Blake Barnett	Kent
32	Rush	Damien Harris	Arkansas
32	Pass	M. Forristall from Jalen Hurts	Arkansas
31	Pass	Cam Sims from Cooper Bateman	Mississippi State
31	Pass	Cam Sims from Jalen Hurts	Kent
31	Pass	Calvin Ridley from Jalen Hurts	Tennessee
30	Pass	O.J. Howard from Jalen Hurts	Mississippi State
*30	FR	Jonathan Allen	Texas A&M
30	Rush	Damien Harris	Texas A&M
30	Pass	Gehrig Dieter from Jalen Hurts	Ole Miss
30	Rush	Damien Harris	Texas A&M
*29	Pass	Calvin Ridley+A. Stewart from Jalen Hurts	Tennessee
28	Pass	Calvin Ridley from Jalen Hurts	WKU
28	Rush	Josh Jacobs	Kentucky
28	Rush	Jalen Hurts	LSU
27	Pass	Robert Foster from Cooper Bateman	Kentucky
26	Pass	Josh Jacobs from Jalen Hurts	Mississippi State
26	KR	B.J. Emmons	Tennessee
25	Pass	O.J. Howard from Jalen Hurts	Mississippi State
25	Rush	Josh Jacobs	Ole Miss
25	KR	Xavian Marks	Arkansas
24	Pass	A. Stewart from Jalen Hurts	Mississippi State
24	KR	Trevon Diggs	USC
*24	Rush	Josh Jacobs	Kent
24	KR	Trevon Diggs	WKU
*23	FR	Tim Williams	Arkansas
23	Rush	Jalen Hurts	LSU
23	KR	A. Stewart	Texas A&M
23	Pass	O.J. Howard from Jalen Hurts	Tennessee
23	Pass	Josh Jacobs from Jalen Hurts	Kentucky
23	Pass	A. Stewart from Jalen Hurts	Tennessee
23	KR	Trevon Diggs	WKU
22	Rush	Josh Jacobs	Tennessee
22	Rush	Jalen Hurts	Ole Miss
22	KR	Xavian Marks	Kentucky
22	Pass	M. Forristall from Jalen Hurts	LSU
22	Pass	Calvin Ridley from Jalen Hurts	Ole Miss
21	Pass	O.J. Howard from Jalen Hurts	Arkansas
21	Rush	Jalen Hurts	Tennessee
21	Pass	Calvin Ridley from Jalen Hurts	Tennessee
21	KR	Xavian Marks	Arkansas
21	Pass	Calvin Ridley from Jalen Hurts	LSU
*21	Rush	Jalen Hurts	LSU
21	Pass	O.J. Howard from Jalen Hurts	Texas A&M
*21	Rush	Bo Scarbrough	Arkansas
20	Pass	Calvin Ridley from Jalen Hurts	Kentucky
20	KR	Trevon Diggs	Ole Miss

*touchdown scored on play

LONG PLAYS BY THE NUMBERS

Long Plays By Yards	No.	TD
100+	1	1
90-99	0	0
80-89	2	2
70-79	5	4
60-69	4	1
50-59	9	4
40-49	12	2
30-39	14	4
20-29	41	7

Long Plays By Type	No.	TD
Rushing	27	7
Passing	41	8
Punt returns	3	3
Kick returns	10	0
Interceptions	3	3
Fumble returns	4	4
Other	0	0
TOTAL	88	25

20-YARD PLUS BY PLAYER

Player	No.	TD	R	P	KR	PR	IR	FR
Jalen Hurts	11	4	11	0	0	0	0	0
ArDarius Stewart	11	4	0	10	1	0	0	0
Calvin Ridley	11	0	0	11	0	0	0	0
Damien Harris	8	1	7	1	0	0	0	0
O.J. Howard	8	1	0	8	0	0	0	0
Josh Jacobs	8	1	6	2	0	0	0	0
Trevon Diggs	5	0	0	0	5	0	0	0
Xavian Marks	4	1	0	0	3	1	0	0
Eddie Jackson	3	3	0	0	0	2	1	0
Gehrig Dieter	3	1	0	3	0	0	0	0
Jonathan Allen	2	2	0	0	0	0	0	2
Ronnie Harrison	2	2	0	0	0	0	1	1
Bo Scarbrough	2	2	2	0	0	0	0	0
Miller Forristall	2	0	0	2	0	0	0	0
Calvin Ridley+A. Stewart	1	1	0	1	0	0	0	0
Tim Williams	1	1	0	0	0	0	0	1
Minkah Fitzpatrick	1	1	0	0	0	0	1	0
Robert Foster	1	0	0	1	0	0	0	0
B.J. Emmons	1	0	0	0	1	0	0	0
Cam Sims	2	0	0	2	0	0	0	0
Derrick Gore	1	0	1	0	0	0	0	0
TOTAL	88	25	27	41	10	3	3	4

LONGEST PLAYS OF THE YEAR

Rushing

85 Bo Scarbrough at Tennessee (Oct. 15, 2016)

Rushing Touchdown

85 Bo Scarbrough at Tennessee (Oct. 15, 2016)

Passing

71 ArDarius Stewart from Jalen Hurts vs. USC (Sept. 3, 2016)

Passing Touchdown

71 ArDarius Stewart from Jalen Hurts vs. USC (Sept. 3, 2016)

Punt Return

85 Eddie Jackson at Ole Miss (Sept. 17, 2016)

Kick Return

41 Trevon Diggs at Ole Miss (Sept. 17, 2016)

Interception Return

100 Minkah Fitzpatrick at Arkansas (Oct. 8, 2016)

Fumble Return

75 Jonathan Allen at Ole Miss (Sept. 17, 2016)

Punt

66 JK Scott vs LSU (Nov. 5, 2016)

Field Goal

48 Adam Griffith vs. Kent State (Sept. 24, 2016)

SEASON/CAREER STATISTICS

OFFENSE

SEASON STATISTICS										CAREER STATISTICS								
RUSHING	GP	Att	Gain	Loss	Net	Avg	TD	Long	Avg/G	GP	Att	Gain	Loss	Net	Avg	TD	Long	Avg/G
Damien Harris	10	102	778	19	759	7.4	1	73	75.9	22	148	956	40	916	6.2	2	73	41.6
Jalen Hurts	10	126	850	115	735	5.8	11	60	73.5	10	126	850	115	735	5.8	11	60	73.5
Josh Jacobs	10	67	485	18	467	7.0	3	56	46.7	10	67	485	18	467	7.0	3	56	46.7
Bo Scarbrough	9	62	375	17	358	5.8	5	85	39.8	16	80	480	18	462	5.8	6	85	28.9
B.J. Emmons	7	35	176	3	173	4.9	1	17	24.7	7	35	176	3	173	4.9	1	17	24.7
Derrick Gore	9	11	53	1	52	4.7	0	20	5.8	16	17	71	4	67	3.9	0	20	4.2
ArDarius Stewart	8	4	33	0	33	8.2	0	17	4.1	36	9	53	6	47	5.2	0	17	1.3
Calvin Ridley	10	5	25	4	21	4.2	1	7	2.1	25	6	27	4	23	3.8	1	7	0.9
Ronnie Clark	1	4	14	0	14	3.5	0	7	14.0	4	9	34	0	34	3.8	0	11	8.5
Avery Reid	1	2	4	0	4	2.0	0	2	4.0	1	2	4	0	4	2.0	0	2	4.0
Robert Foster	8	1	0	5	-5	-5.0	0	0	-0.6	20	1	0	5	-5	-5.0	0	0	-0.2
Cooper Bateman	10	3	4	15	-11	-3.7	0	4	-1.1	39	8	16	19	-3	-0.4	0	6	-0.1
Blake Barnett	3	7	2	19	-17	-2.4	0	2	-5.7	3	7	2	19	-17	-2.4	0	2	-5.7
TEAM	6	7	0	31	-31	-4.4	0	0	-5.2									
Total	10	436	2799	247	2552	5.9	22	85	255.2									
Opponents	10	319	1117	429	688	2.2	3	47	68.8									

PASSING	GP	Effic	Cmp-Att-Int	Pct	Yds	TD	Lng	Avg/G	GP	Effic	Att-Cmp-Int	Pct	Yds	TD	Lng	Avg/G
Jalen Hurts	10	144.80	167-260-7	64.2	2032	16	71	203.2	10	144.80	167-260-7	64.2	2032	16	71	203.2
Blake Barnett	3	189.45	11-19-0	57.9	219	2	52	73.0	3	189.45	11-19-0	57.9	219	2	52	73.0
Cooper Bateman	10	180.69	12-14-0	85.7	119	1	31	11.9	39	130.36	49-66-2	74.2	410	2	31	10.5
Total	10	149.41	190-293-7	64.8	2370	19	71	237.0								
Opponents	10	102.09	167-330-10	50.6	1907	9	63	190.7								

RECEIVING	GP	No.	Yds	Avg	TD	Long	Avg/G	GP	No.	Yds	Avg	TD	Long	Avg/G
Calvin Ridley	10	50	546	10.9	6	51	54.6	25	139	1591	11.4	13	81	63.6
ArDarius Stewart	8	39	683	17.5	7	71	85.4	36	114	1532	13.4	11	71	42.6
O.J. Howard	10	29	352	12.1	2	40	35.2	52	98	1483	15.1	6	63	28.5
Josh Jacobs	10	11	123	11.2	0	26	12.3	10	11	123	11.2	0	26	12.3
Damien Harris	10	10	83	8.3	1	56	8.3	22	14	96	6.9	1	56	4.4
Gehrig Dieter	10	9	185	20.6	1	45	18.5	10	9	185	20.6	1	45	18.5
Cam Sims	9	9	110	12.2	0	31	12.2	34	22	218	9.9	1	31	6.4
Trevon Diggs	10	9	78	8.7	1	17	7.8	10	9	78	8.7	1	17	7.8
Miller Forristall	10	5	73	14.6	0	32	7.3	10	5	73	14.6	0	32	7.3
Robert Foster	8	5	55	11.0	0	27	6.9	20	21	215	10.2	2	27	10.8
Derek Kief	7	4	31	7.8	0	14	4.4	17	5	28	5.6	0	14	1.6
Hale Hentges	10	3	10	3.3	0	6	1.0	24	4	15	3.8	0	6	0.6
B.J. Emmons	7	2	20	10.0	0	17	2.9	7	2	20	10.0	0	17	2.9
Bo Scarbrough	9	2	15	7.5	0	9	1.7	16	2	15	7.5	0	9	0.9
Brandon Greene	10	1	5	5.0	0	5	0.5	49	2	29	14.5	0	24	0.6
Mack Wilson	10	1	1	1.0	1	1	0.1	10	1	1	1.0	1	1	0.1
Derrick Gore	9	1	0	0.0	0	0	0.0	16	1	0	0.0	0	0	0.0
Total	10	190	2370	12.5	19	71	237.0							
Opponents	10	167	1907	11.4	9	63	190.7							

TOTAL OFFENSE	G	Plays	Rush	Pass	Total	Avg/G	G	Plays	Rush	Pass	Total	Avg/G
Jalen Hurts	10	386	735	2032	2767	276.7	10	386	735	2032	2767	276.7
Damien Harris	10	102	759	0	759	75.9	22	148	916	0	916	41.6
Josh Jacobs	10	67	467	0	467	46.7	10	67	467	0	467	46.7
Bo Scarbrough	9	62	358	0	358	39.8	16	80	462	0	462	28.9
Blake Barnett	3	26	-17	219	202	67.3	3	26	-17	219	202	67.3
B.J. Emmons	7	35	173	0	173	24.7	7	35	173	0	173	24.7
Cooper Bateman	10	17	-11	119	108	10.8	39	74	-3	410	407	10.4
Derrick Gore	9	11	52	0	52	5.8	16	17	67	0	67	4.2
ArDarius Stewart	8	4	33	0	33	4.1	36	9	47	0	47	1.3
Calvin Ridley	10	5	21	0	21	2.1	25	6	23	0	23	0.9
Ronnie Clark	1	4	14	0	14	14.0	4	9	34	0	34	8.5
Avery Reid	1	2	4	0	4	4.0	1	2	4	0	4	4.0
Robert Foster	8	1	-5	0	-5	-0.6	20	1	-5	0	-5	-0.2
TEAM	6	7	-31	0	-31	-5.2						
Total	10	729	2552	2370	4922	492.2						
Opponents	10	649	688	1907	2595	259.5						

SEASON/CAREER STATISTICS

OFFENSE/SPECIAL TEAMS

SCORING	SEASON STATISTICS									CAREER STATISTICS								
	TD	FGs	PATs			DXP	Saf	Points	TD	FGs	PATs			DXP	Saf	Points		
Kick	Rush	Rcv	Pass	Kick	Rush				Rcv	Pass								
Adam Griffith	0	14-20	49-49	0-0	0	0-0	0	0	91	0	50-74	169-170	0-0	0	0-0	0	0	319
Jalen Hurts	11	0-0	0-0	0-0	0	0-1	0	0	66	11	0-0	0-0	0-0	0	0-1	0	0	66
Calvin Ridley	7	0-0	0-0	0-0	0	0-0	0	0	42	14	0-0	0-0	0-0	0	0-0	0	0	84
ArDarius Stewart	7	0-0	0-0	0-0	0	0-0	0	0	42	11	0-0	0-0	0-0	0	0-0	0	0	66
Bo Scarbrough	5	0-0	0-0	0-0	0	0-0	0	0	30	6	0-0	0-0	0-0	0	0-0	0	0	36
Eddie Jackson	3	0-0	0-0	0-0	0	0-0	0	0	18	5	0-0	0-0	0-0	0	0-0	0	0	30
Josh Jacobs	3	0-0	0-0	0-0	0	0-0	0	0	18	3	0-0	0-0	0-0	0	0-0	0	0	18
Damien Harris	2	0-0	0-0	0-0	0	0-0	0	0	12	3	0-0	0-0	0-0	0	0-0	0	0	18
Jonathan Allen	2	0-0	0-0	0-0	0	0-0	0	0	12	2	0-0	0-0	0-0	0	0-0	0	0	12
O.J. Howard	2	0-0	0-0	0-0	0	0-0	0	0	12	6	0-0	0-0	0-0	0	0-0	0	0	36
Ronnie Harrison	2	0-0	0-0	0-0	0	0-0	0	0	12	2	0-0	0-0	0-0	0	0-0	0	0	12
B.J. Emmons	1	0-0	0-0	0-0	0	0-0	0	0	6	1	0-0	0-0	0-0	0	0-0	0	0	6
Minkah Fitzpatrick	1	0-0	0-0	0-0	0	0-0	0	0	6	4	0-0	0-0	0-0	0	0-0	0	0	24
Marlon Humphrey	1	0-0	0-0	0-0	0	0-0	0	0	6	1	0-0	0-0	0-0	0	0-0	0	0	6
Mack Wilson	1	0-0	0-0	0-0	0	0-0	0	0	6	1	0-0	0-0	0-0	0	0-0	0	0	6
Tim Williams	1	0-0	0-0	0-0	0	0-0	0	0	6	1	0-0	0-0	0-0	0	0-0	0	0	6
Trevon Diggs	1	0-0	0-0	0-0	0	0-0	0	0	6	1	0-0	0-0	0-0	0	0-0	0	0	6
Da'Ron Payne	1	0-0	0-0	0-0	0	0-0	0	0	6	1	0-0	0-0	0-0	0	0-0	0	0	6
Gehrig Dieter	1	0-0	0-0	0-0	0	0-0	0	0	6	1	0-0	0-0	0-0	0	0-0	0	0	6
Xavian Marks	1	0-0	0-0	0-0	0	0-0	0	0	6	1	0-0	0-0	0-0	0	0-0	0	0	6
Andy Pappanastos	0	0-0	3-3	0-0	0	0-0	0	0	3	0	0-0	3-3	0-0	0	0-0	0	0	3
Total	53	14-20	52-52	0-0	0	0-1	0	0	412									
Opponents	13	11-15	11-11	0-0	0	0-2	0	0	122									

SEASON STATISTICS						CAREER STATISTICS					
PUNT RETURNS	No.	Yds	Avg	TD	Long	No.	Yds	Avg	TD	Long	
Eddie Jackson	11	253	23.0	2	85	11	253	23.0	2	85	
Xavian Marks	5	105	21.0	1	75	5	105	21.0	1	75	
Trevon Diggs	4	17	4.2	0	13	4	17	4.2	0	13	
Calvin Ridley	2	4	2.0	0	6	2	4	2.0	0	6	
TEAM	1	0	0.0	0	0						
Total	23	379	16.5	3	85						
Opponents	12	119	9.9	0	32						

KICK RETURNS	No.	Yds	Avg	TD	Long	No.	Yds	Avg	TD	Long
Trevon Diggs	7	166	23.7	0	41	7	166	23.7	0	41
Xavian Marks	7	123	17.6	0	25	7	123	17.6	0	25
ArDarius Stewart	2	37	18.5	0	23	2	37	18.5	0	23
B.J. Emmons	1	26	26.0	0	26	1	26	26.0	0	26
Dakota Ball	1	13	13.0	0	13	1	13	13.0	0	13
Total	18	365	20.3	0	41					
Opponents	35	777	22.2	0	50					

INTERCEPTIONS	No.	Yds	Avg	TD	Long	No.	Yds	Avg	TD	Long
Minkah Fitzpatrick	4	114	28.5	1	100	6	202	33.7	3	100
Marlon Humphrey	2	18	9.0	1	18	5	46	9.2	1	29
Ronnie Harrison	2	64	32.0	1	58	4	105	26.2	1	58
Tony Brown	1	9	9.0	0	9	1	9	9.0	0	9
Eddie Jackson	1	55	55.0	1	55	9	303	33.7	3	93
Total	10	260	26.0	4	100					
Opponents	7	67	9.6	0	46					

FUMBLE RETURNS	No.	Yds	Avg	TD	Long	No.	Yds	Avg	TD	Long
Jonathan Allen	2	105	52.5	2	75	2	105	52.5	2	75
Ronnie Harrison	1	55	55.0	1	55	1	55	55.0	1	55
Da'Ron Payne	1	3	3.0	1	3	1	3	3.0	1	3
Tim Williams	1	23	23.0	1	23	1	23	23.0	1	23
Total	5	186	37.2	5	75					
Opponents	1	44	44.0	1	44					

SEASON/CAREER STATISTICS

OFFENSE/SPECIAL TEAMS

ALL PURPOSE	SEASON STATISTICS								CAREER STATISTICS							
	G	Rush	Rec	PR	KOR	IR	Tot	Avg/G	G	Rush	Rec	PR	KOR	IR	Tot	Avg/G
Damien Harris	10	759	83	0	0	0	842	84.2	22	916	96	0	174	0	1186	53.9
ArDarius Stewart	8	33	683	0	37	0	753	94.1	36	47	1532	0	67	0	1646	45.7
Jalen Hurts	10	735	0	0	0	0	735	73.5	10	735	0	0	0	0	735	73.5
Josh Jacobs	10	467	123	0	0	0	590	59.0	10	467	123	0	0	0	590	59.0
Calvin Ridley	10	21	546	4	0	0	571	57.1	25	23	1591	4	0	0	1618	64.7
Bo Scarbrough	9	358	15	0	0	0	373	41.4	16	462	15	0	0	0	477	29.8
O.J. Howard	10	0	352	0	0	0	352	35.2	52	0	1483	0	10	0	1493	28.7
Eddie Jackson	8	0	0	253	0	55	308	38.5	41	0	0	253	0	303	556	13.6
Trevon Diggs	10	0	78	17	166	0	261	26.1	10	0	78	17	166	0	261	26.1
Xavian Marks	3	0	0	105	123	0	228	76.0	4	0	19	105	123	0	247	61.8
B.J. Emmons	7	173	20	0	26	0	219	31.3	7	173	20	0	26	0	219	31.3
Gehrig Dieter	10	0	185	0	0	0	185	18.5	10	0	185	0	0	0	185	18.5
Minkah Fitzpatrick	10	0	0	0	0	114	114	11.4	24	0	0	16	0	202	218	9.1
Cam Sims	9	0	110	0	0	0	110	12.2	34	0	218	0	0	0	218	6.4
Miller Forristall	10	0	73	0	0	0	73	7.3	10	0	73	0	0	0	73	7.3
Ronnie Harrison	10	0	0	0	0	64	64	6.4	25	0	0	8	0	105	113	4.5
Derrick Gore	9	52	0	0	0	0	52	5.8	16	67	0	0	0	0	67	4.2
Robert Foster	8	-5	55	0	0	0	50	6.2	20	-5	215	0	0	0	210	10.5
Derek Kief	7	0	31	0	0	0	31	4.4	17	0	28	0	0	0	28	1.6
Marlon Humphrey	10	0	0	0	0	18	18	1.8	25	0	0	0	0	46	46	1.8
Ronnie Clark	1	14	0	0	0	0	14	14.0	4	34	0	0	0	0	34	8.5
Dakota Ball	10	0	0	0	13	0	13	1.3	35	0	8	0	13	0	21	0.6
Hale Hentges	10	0	10	0	0	0	10	1.0	24	0	15	0	2	0	17	0.7
Tony Brown	6	0	0	0	0	9	9	1.5	32	0	0	0	0	9	9	0.3
Brandon Greene	10	0	5	0	0	0	5	0.5	49	0	29	0	0	0	29	0.6
Avery Reid	1	4	0	0	0	0	4	4.0	1	4	0	0	0	0	4	4.0
Mack Wilson	10	0	1	0	0	0	1	0.1	10	0	1	0	0	0	1	0.1
Cooper Bateman	10	-11	0	0	0	0	-11	-1.1	39	-3	0	0	0	0	-3	-0.1
Blake Barnett	3	-17	0	0	0	0	-17	-5.7	3	-17	0	0	0	0	-17	-5.7
TEAM	6	-31	0	0	0	0	-31	-5.2								
Total	10	2552	2370	379	365	260	5926	592.6								
Opponents	10	688	1907	119	777	67	3558	355.8								

FIELD GOALS	Att	Good	Long	Blkd		Att	Good	Long	Blkd	Pct.
Adam Griffith	20	14	48	0		74	50	55	1	.676
Total	20	14	48	0						
Opponents	15	11	47	2						

PUNTING	No.	Yds	Avg	Long	TB	FC	I20	Blkd		No.	Yds	Avg	Long	TB	FC	I20	Blkd
JK Scott	36	1742	48.4	66	6	9	13	0		161	7476	46.4	73	20	46	72	1
Total	36	1742	48.4	66	6	9	13	0									
Opponents	74	3266	44.1	68	3	24	24	0									

KICKOFFS	No.	Yds	Avg	TB	OB		No.	Yds	Avg	TB	OB
Adam Griffith	71	4505	63.5	38	1		254	15952	62.8	117	4
JK Scott	3	195	65.0	2	0		28	1753	62.6	10	2
Andy Pappanastos	2	114	57.0	0	0		2	114	57.0	0	0
Total	76	4814	63.3	40	1						
Opponents	32	1981	61.9	9	4						

SEASON/CAREER STATISTICS

DEFENSE

DEFENSIVE LEADERS	SEASON STATISTICS											CAREER STATISTICS											
	GP	Solo	Ast	Total	TFL	Sacks	Int	PBU	FR	FF	Blk	GP	Solo	Ast	Total	TFL	Sacks	Int	PBU	FR	FF	Blk	
Reuben Foster	10	35	35	70	7.0-29	2.0-18	.	2	.	.	.	46	98	79	177	18.0-59	5.0-28	.	11	.	.	.	
Shaun Dion Hamilton	10	27	23	50	8.5-32	2.0-17	.	1	.	1	.	39	41	39	80	10.0-35	2.0-17	.	2	.	1	.	
Ronnie Harrison	10	30	18	48	1.5-8	.	2-64	5	2	.	1	25	41	24	65	2.5-13	1.0-5	4-105	11	2	1	2	
Minkah Fitzpatrick	10	27	18	45	3.0-15	1.5-13	4-114	6	.	1	.	24	57	33	90	6.0-33	3.5-30	6-202	17	.	1	1	
Jonathan Allen	10	19	21	40	7.5-55	7.0-55	.	2	2	.	1	51	64	61	125	36.5-202	25.0-178	.	7	2	3	2	
Ryan Anderson	10	18	21	39	14.5-77	6.5-52	.	2	1	3	.	52	52	54	106	35.5-168	17.0-125	.	2	4	5	.	
Dalvin Tomlinson	10	10	27	37	4.0-31	3.0-28	.	3	.	1	.	40	32	65	97	10.0-43	5.0-33	.	9	.	1	.	
Rashaan Evans	9	20	11	31	2.5-6	2.5-6	.	1	.	1	.	36	38	18	56	8.5-45	7.5-44	.	1	.	1	.	
Marlon Humphrey	10	22	7	29	2.0-5	.	2-18	4	.	1	.	25	57	17	74	5.5-21	.	5-46	12	.	3	.	
Anthony Averett	10	23	3	26	1.0-5	.	.	7	.	1	.	11	23	3	26	1.0-5	.	.	7	.	1	.	
Eddie Jackson	8	15	9	24	2.5-7	.	1-55	2	.	.	.	41	97	33	130	8.5-34	1.0-11	9-303	12	4	3	.	
Tim Williams	10	17	6	23	13.0-101	8.0-88	.	1	1	2	.	44	34	16	50	28.0-226	20.0-190	.	2	1	2	.	
Da'Ron Payne	10	9	14	23	2.5-10	1.0-8	.	1	1	.	.	25	15	21	36	3.0-13	1.5-11	.	2	1	1	.	
Keith Holcombe	10	11	8	19	1.0-1	.	.	1	.	.	.	25	17	11	28	1.0-1	.	.	2	.	.	1	
Hootie Jones	10	14	4	18	.	.	.	4	.	1	.	26	14	8	22	.	.	.	4	.	1	.	
Da'Shawn Hand	10	8	8	16	3.0-11	2.0-7	.	.	.	1	.	34	19	20	39	11.5-38	7.0-27	.	.	.	1	.	
Anfernee Jennings	10	5	9	14	1.0-2	10	5	9	14	1.0-2
Christian Miller	10	5	8	13	2.5-14	2.0-12	22	5	8	13	2.5-14	2.0-12	.	1	.	.	.	
Dakota Ball	10	6	6	12	1.0-10	0.5-8	35	6	7	13	1.0-10	0.5-8	
Tony Brown	6	5	6	11	.	.	1-9	32	24	13	37	2.0-11	.	1-9	3	.	1	.	
Levi Wallace	6	6	2	8	.	.	.	2	.	.	.	6	6	2	8	.	.	.	2	.	.	.	
Terrell Hall	7	6	2	8	1.0-9	1.0-9	7	6	2	8	1.0-9	1.0-9	
Shyheim Carter	5	4	2	6	5	4	2	6	
Joshua Frazier	9	.	5	5	15	1	8	9	
Deionte Thompson	10	2	3	5	10	2	3	5	
Mack Wilson	10	4	1	5	.	.	.	1	.	.	.	10	4	1	5	1	.	.	
Aaron Robinson	10	3	2	5	1.0-1	10	3	2	5	1.0-1	
B.J. Emmons	7	1	2	3	7	1	2	3	
Trevon Diggs	10	1	2	3	10	1	2	3	
Raekwon Davis	5	1	2	3	1.0-8	1.0-8	.	.	1	.	.	5	1	2	3	1.0-8	1.0-8	.	.	.	1	.	
Keaton Anderson	10	1	1	2	10	1	1	2	
Damien Harris	10	1	1	2	22	3	1	4	
Calvin Ridley	10	1	.	1	25	2	.	2	
T.J. Simmons	8	1	.	1	8	1	.	1	
Jalen Hurts	10	1	.	1	10	1	.	1	
Josh Jacobs	10	1	.	1	10	1	.	1	
Bo Scarbrough	9	.	1	1	16	.	1	1	
Robert Foster	8	1	.	1	20	3	.	3	
Derek Kief	7	.	1	1	17	.	1	1	
JK Scott	10	.	1	1	38	.	1	1	
O.J. Howard	10	1	.	1	52	8	.	8	
O.J. Smith	1	1	.	1	2	1	1	2	
Gehrig Dieter	10	.	1	1	10	.	1	1	
Jared Mayden	3	1	.	.	.	3	1	.	.	.	
Total	10	363	291	654	81-437	40-329	10-260	45	8	14	2												
Opponents	10	450	290	740	69.0-237	16-96	7-67	18	9	10	.												

2016 RECAPS AND BOXSCORES

	20/17	SOUTHERN CAL (0-1)	6
	1/1	ALABAMA (1-0)	52

SATURDAY, SEPTEMBER 3 • AT&T STADIUM • ARLINGTON, TEXAS
ATTENDANCE: 81,359 • TV: ABC

ARLINGTON, Texas — True freshman quarterback Jalen Hurts accounted for four touchdowns (two passing, two rushing) while receiver ArDarius Stewart and running back Damien Harris had career-best performances, supplementing a suffocating performance by the Crimson Tide defense to lead the No. 1 ranked University of Alabama football team to a 52-6 victory over the 20th-ranked University of Southern California Trojans before a crowd of 81,359 at AT&T Stadium.

The 46-point margin of victory was the largest Alabama winning margin over a top-20 ranked opponent since a 35-0 win at sixth-ranked Florida in 1991, and was the second-largest victory margin over a top 20 team in Crimson Tide history following only a 55-point win (61-6) over Syracuse in the 1953 Orange Bowl (1952 season). The largest Alabama victory margin ever against a ranked team was a 59-0 win over No. 21 Texas A&M in 2014.

Defensively, Alabama was stifling after allowing a scoring drive to open the game. The Tide was dominant at the line of scrimmage, holding the Trojans to 64 yards rushing on 30 attempts, an average of 2.1 yards per rush. Redshirt freshman cornerback Anthony Averett recorded a team-best eight total tackles, including seven solos. Additionally, cornerback Minkah Fitzpatrick had six tackles and broke up two passes, defensive end Jonathan Allen had two quarterback sacks and the team broke up seven passes, had nine tackles for loss and three sacks. Sophomore cornerback Marlon Humphrey returned an interception for a touchdown in the first half.

	1	2	3	4	Score
Southern Cal	3	0	3	0	6
Alabama	0	17	21	14	52

SCORING SUMMARY

1st	12:28	USC	Boormeester, Ma 47 yd field goal, 6-46 2:32	USC 3 - UA 0
2nd	07:46	UA	A. Stewart 39 yd pass from Jalen Hurts (Adam Griffith kick), 3-36 1:16	USC 3 - UA 7
	03:26	UA	Adam Griffith 29 yd field goal, 7-64 2:59	USC 3 - UA 10
	02:37	UA	Marlon Humphrey 18 yd interception return (Adam Griffith kick)	USC 3 - UA 17
3rd	13:43	UA	A. Stewart 71 yd pass from Jalen Hurts (Adam Griffith kick), 3-75 1:17	USC 3 - UA 24
	10:55	UA	Jalen Hurts 7 yd run (Adam Griffith kick), 4-13 1:52	USC 3 - UA 31
	05:53	UA	Jalen Hurts 6 yd run (Adam Griffith kick), 3-85 1:17	USC 3 - UA 38
	02:34	USC	Boormeester, Ma 41 yd field goal, 8-56 3:10	USC 6 - UA 38
4th	13:11	UA	Bo Scarbrough 2 yd run (Adam Griffith kick), 9-65 4:23	USC 6 - UA 45
	09:25	UA	Gehrig Dieter 45 yd pass from Blake Barnett (Adam Griffith kick), 4-67 1:54	USC 6 - UA 52

	USC	UA
FIRST DOWNS	11	15
RUSHES-YARDS (NET)	30-64	45-242
PASSING YDS (NET)	130	223
Passes Att-Comp-Int	37-18-1	18-12-1
TOTAL OFFENSE PLAYS-YARDS	67-194	63-465
Fumble Returns-Yards	0-0	0-0
Punt Returns-Yards	1-15	2-4
Kickoff Returns-Yards	5-117	1-24
Interception Returns-Yards	1-0	1-18
Punts (Number-Avg)	10-40.3	5-47.0
Fumbles-Lost	2-0	3-1
Penalties-Yards	6-46	4-29
Possession Time	29:17	30:43
Third-Down Conversions	4 of 18	6 of 15
Fourth-Down Conversions	0 of 2	1 of 1
Red-Zone Scores-Chances	1-1	4-4
Sacks By: Number-Yards	3-21	3-20


RUSHING: USC - Jones, Ronald 7-46; Ware, Aca'Cedri 6-22; Darnold, Sam 3-9; Davis, Dominic 2-5; Davis, Justin 7-2; Browne, Max 4-minus 3; Tilbey, Chris 1-minus 17. UA - Damien Harris 9-138; Bo Scarbrough 11-36; Jalen Hurts 9-32; Joshua Jacobs 4-20; B.J. Emmons 6-18; A. Stewart 1-17; Cooper Bateman 1-minus 9; Blake Barnett 4-minus 10.

PASSING: USC - Browne, Max 14-29-1-101; Darnold, Sam 4-8-0-29. UA - Jalen Hurts 6-11-1-118; Blake Barnett 5-6-0-100; Cooper Bateman 1-1-0-5.

RECEIVING: USC - Burnett, Deonta 4-26; Mitchell, Steve 4-22; Rogers, Darreus 2-45; McNamara, Taylo 2-10; Davis, Justin 2-5; Smith-Schuster 1-9; Davis, Dominic 1-6; Petite, Tyler 1-5; Jones, Ronald 1-2. UA - A. Stewart 4-113; O.J. Howard 3-39; Calvin Ridley 2-9; Gehrig Dieter 1-45; Cam Sims 1-12; Brandon Greene 1-5.

INTERCEPTIONS: USC - Marshall, Iman 1-0. UA - Marlon Humphrey 1-18.

FUMBLES: USC - Tilbey, Chris 1-0; Jones, Jack 1-0. UA - Jalen Hurts 1-1; Calvin Ridley 1-0; B.J. Emmons 1-0.

		WKU (1-1)	10
	1/1	ALABAMA (2-0)	38

SATURDAY, SEPTEMBER 10 • BRYANT-DENNY STADIUM • TUSCALOOSA, ALA.
ATTENDANCE: 101,821 • TV: ESPN2

TUSCALOOSA, Ala. — Alabama quarterback Jalen Hurts set a school record for passing yards by a quarterback in a career starting debut, throwing for 287 yards and two touchdowns to lead the top-ranked Crimson Tide football team to a 38-10 victory over the Western Kentucky Hilltoppers before a crowd of 101,821 at Bryant-Denny Stadium on The University of Alabama campus.

In addition to breaking the previous record for passing yards in a starting debut of 285 yards set by Brodie Croyle versus Arkansas on September 28, 2002. Hurts' performance also surpassed the previous Crimson Tide freshman passing yards mark of 167 yards set by Vince Sutton against Tennessee on October 20, 1984.

Tide wide receiver Calvin Ridley's 129 yards and a touchdown on nine catches led all receivers, while receiver ArDarius Stewart had five catches for 90 yards and a touchdown, including a 52-yarder. Running back Damien Harris rushed for 45 yards on 11 carries to lead the Tide on the ground.

Defensively, Alabama was as stingy as ever, allowing the only touchdown of the season with just 46 seconds remaining after WKU recovered a Tide fumble at the Alabama 26-yard line. Linebacker Reuben Foster recorded a team-best six total tackles, including five solos, and Eddie Jackson posted an interception return for a touchdown.

Punter JK Scott averaged 46.4 yards on five punts, placing three inside the Tide 20 and two traveling more than 50 yards with a long of 58.

	1	2	3	4	Score
WKU	3	0	0	7	10
Alabama	10	7	7	14	38

SCORING SUMMARY

1st	09:10	UA	Adam Griffith 36 yd field goal, 5-59 1:59	WKU 0 - UA 3
	08:03	WKU	NUSS, Ryan 25 yd field goal, 5-71 1:07	WKU 3 - UA 3
	00:00	UA	Calvin Ridley 4 yd pass from Jalen Hurts (Adam Griffith kick), 9-67 4:05	WKU 3 - UA 10
2nd	08:59	UA	Eddie Jackson 55 yd interception return (Adam Griffith kick)	WKU 3 - UA 17
3rd	03:48	UA	A. Stewart 8 yd pass from Jalen Hurts (Adam Griffith kick), 8-48 3:00	WKU 3 - UA 24
4th	13:14	UA	Bo Scarbrough 2 yd run (Adam Griffith kick), 10-76 3:56	WKU 3 - UA 31
	04:27	UA	B.J. Emmons 6 yd run (Adam Griffith kick), 11-59 4:44	WKU 3 - UA 38
	00:46	WKU	JACKSON, Lucky 24 yd pass from ECKELS, Drew (NUSS, Ryan kick), 3-26 0:48	WKU 10 - UA 38

	WKU	UA
FIRST DOWNS	12	23
RUSHES-YARDS (NET)	22-23	39-124
PASSING YDS (NET)	216	351
Passes Att-Comp-Int	38-19-2	42-25-0
TOTAL OFFENSE PLAYS-YARDS	60-239	81-475
Fumble Returns-Yards	0-0	0-0
Punt Returns-Yards	2-13	2-15
Kickoff Returns-Yards	3-61	3-63
Interception Returns-Yards	0-0	2-61
Punts (Number-Avg)	8-47.0	5-46.4
Fumbles-Lost	2-0	1-1
Penalties-Yards	2-16	12-84
Possession Time	24:16	35:44
Third-Down Conversions	6 of 16	9 of 18
Fourth-Down Conversions	0 of 1	2 of 2
Red-Zone Scores-Chances	1-1	5-5
Sacks By: Number-Yards	2-15	4-39

RUSHING: WKU - WALES, Anthony 11-44; BAKER, Quinton 4-7; TRIGG, Marquez 2-7; ECKELS, Drew 1-minus 6; WHITE, Mike 3-minus 14; FERGUSON, Tyler 1-minus 15. UA - Damien Harris 11-45; B.J. Emmons 6-41; Jalen Hurts 11-19; Bo Scarbrough 5-19; A. Stewart 2-12; Calvin Ridley 1-6; Derrick Gore 1-1; Robert Foster 1-minus 5; TEAM 1-minus 14.

PASSING: WKU - WHITE, Mike 10-24-1-135; FERGUSON, Tyler 7-10-0-55; ECKELS, Drew 2-3-0-26; FANT, Nacarius 0-1-1-0. UA-Jalen Hurts 23-36-0-287; Blake Barnett 2-6-0-64.

RECEIVING: WKU-TAYLOR, Taywan 9-121; DONATELL, S. 3-20; JACKSON, Lucky 2-45; NORRIS, N. 2-20; JOHNSON, S. 1-9; JOHNSON, Jason 1-2; WALES, Anthony 1-minus 1. UA - Calvin Ridley 9-129; A. Stewart 5-90; Robert Foster 3-13; Gehrig Dieter 2-56; J. Howard 2-29; Damien Harris 2-14; Trevon Diggs 1-14; Hale Hentges 1-6.

INTERCEPTIONS: WKU - None. UA - Eddie Jackson 1-55; Ronnie Harrison 1-6.

FUMBLES: WKU - TAYLOR, Taywan 1-0; TOWNER, Kylan 1-0. UA - Robert Foster 1-1.

2016 RECAPS AND BOXSCORES



1/1	ALABAMA (3-0, 1-0 SEC)	48
19/17	OLE MISS (1-2, 0-1 SEC)	43

SATURDAY, SEPTEMBER 17 • VAUGHT-HEMINGWAY STADIUM • OXFORD, MISS.
ATTENDANCE: 66,176 • TV: CBS

OXFORD, Miss. — Alabama's top-ranked football team erased a 21-point second-quarter deficit, tying the largest deficit overcome in the program's history by scoring three non-offensive touchdowns, to defeat the 19th-ranked Ole Miss Rebels, 48-43. The win came before a stadium-record crowd of 66,176 (capacity: 64,038) at Vaught-Hemingway Stadium.

The largest crowd ever to attend a college football game in the state of Mississippi witnessed a wild one as the Crimson Tide snapped a two-game losing streak to the Rebels, outscoring Ole Miss by a 45-13 margin after trailing, 24-3, with less than three minutes remaining in the second period. That comeback tied the Alabama football record for the largest deficit overcome in a game. The Tide used a punt return touchdown by Eddie Jackson, a fumble return touchdown by Da'Ron Payne and an interception return by Jonathan Allen to punctuate the victory.

Alabama freshman quarterback Jalen Hurts became the first Tide signal caller to rush for more than 100 yards since Tyler Watts in 2001 (110 vs. Ole Miss on October 13, 2001). Hurts accounted for 146 yards on the ground and threw for 158 more to accumulate 304 yards of total offense on the day. Tide wide receiver Calvin Ridley's 81 yards on eight catches led Tide receivers, while receiver Gehrig Dieter had two catches for 47 yards. Running back Damien Harris rushed for a career-best 144 yards and a touchdown on 16 carries to lead the Tide running backs on the ground.

	1	2	3	4	Score
Alabama	3	14	17	14	48
Ole Miss	7	17	3	16	43

SCORING SUMMARY

1st	13:07	OM	Akeem Judd 23 yd run (Gary Wunderlich kick), 7-75 1:53	UA 0 - OM 7
	05:54	UA	Adam Griffith 32 yd field goal, 17-61 7:13	UA 3 - OM 7
2nd	07:43	OM	Gary Wunderlich 23 yd field goal, 5-50 1:37	UA 3 - OM 10
	04:40	OM	Evan Ingram 63 yd pass from Chad Kelly (Gary Wunderlich kick), 2-80 0:52	UA 3 - OM 17
	02:47	OM	John Youngblood 44 yd fumble recovery (Gary Wunderlich kick)	UA 3 - OM 24
	02:10	UA	Calvin Ridley 6 yd run (Adam Griffith kick), 3-50 0:37	UA 10 - OM 24
	01:05	UA	Eddie Jackson 85 yd punt return (Adam Griffith kick)	UA 17 - OM 24
3rd	11:47	UA	Da'Ron Payne 3 yd fumble recovery (Adam Griffith kick)	UA 24 - OM 24
	06:03	UA	Adam Griffith 30 yd field goal, 10-51 4:24	UA 27 - OM 24
	01:47	OM	Gary Wunderlich 18 yd field goal, 12-74 4:16	UA 27 - OM 27
	00:16	UA	Bo Scarbrough 1 yd run (Adam Griffith kick), 4-75 1:31	UA 34 - OM 27
4th	13:17	OM	Gary Wunderlich 38 yd field goal, 7-54 1:59	UA 34 - OM 30
	07:33	UA	Damien Harris 1 yd run (Adam Griffith kick), 5-58 2:03	UA 41 - OM 30
	05:28	UA	Jonathan Allen 75 yd fumble recovery (Adam Griffith kick)	UA 48 - OM 30
	02:59	OM	D. Stringfellow 5 yd pass from Chad Kelly (Gary Wunderlich kick), 12-78 2:24	UA 48 - OM 37
	02:51	OM	A.J. Brown 37 yd pass from Chad Kelly (Chad Kelly pass failed), 1-37 0:08	UA 48 - OM 43

	UA	OM
FIRST DOWNS	22	23
RUSHES-YARDS (NET)	48-334	33-101
PASSING YDS (NET)	158	421
Passes Att-Comp-Int	31-19-0	40-26-0
TOTAL OFFENSE PLAYS-YARDS	79-492	73-522
Fumble Returns-Yards	2-78	1-44
Punt Returns-Yards	2-95	1-3
Kickoff Returns-Yards	3-79	2-32
Interception Returns-Yards	0-0	0-0
Punts (Number-Avg)	5-38.8	6-51.7
Fumbles-Lost	3-1	2-2
Penalties-Yards	9-75	6-65
Possession Time	35:23	24:37
Third-Down Conversions	7 of 15	5 of 15
Fourth-Down Conversions	0 of 0	0 of 0
Red-Zone Scores-Chances	5-5	3-4
Sacks By: Number-Yards	3-25	1-9

RUSHING: UA - Jalen Hurts 18-146; Damien Harris 16-144; Joshua Jacobs 3-33; Bo Scarbrough 7-13; Calvin Ridley 2-2; TEAM 2-minus 4. OM - Chad Kelly 13-48; Akeem Judd 15-45; Eugene Brazley 3-10; D. Pennamon 1-3.

PASSING: UA - Jalen Hurts 19-31-0-158. OM - Chad Kelly 26-40-0-421.

RECEIVING: UA - Calvin Ridley 8-81; A. Stewart 4-2; Gehrig Dieter 2-47; O.J. Howard 2-24; Damien Harris 2-1; Hale Hentges 1-3. OM - Evan Ingram 9-138; Van Jefferson 6-91; D. Stringfellow 4-87; A.J. Brown 2-48; Da'Markus Lodge 2-32; Q. Adebayo 2-22; Eugene Brazley 1-3.

INTERCEPTIONS: UA - None. OM - None.

FUMBLES: UA - Jalen Hurts 2-1; Bo Scarbrough 1-0. OM - Chad Kelly 2-2.



1/1	KENT STATE (1-3)	0
	ALABAMA (4-0)	48

SATURDAY, SEPTEMBER 24 • BRYANT-DENNY STADIUM • TUSCALOOSA, ALA.
ATTENDANCE: 101,821 • TV: SEC NETWORK

TUSCALOOSA, Ala. — Alabama shutout Kent State, 48-0, before a capacity crowd of 101,821 at Bryant-Denny Stadium on the campus of The University of Alabama. A strong start by the Crimson Tide quickly ended any question about the outcome as Alabama racked up a 21-0 lead after one quarter and led, 41-0, at halftime.

Alabama freshman quarterback Jalen Hurts accounted for 218 total yards on the day, passing for 164 yards and rushing for 54 yards. Tide wide receiver Cam Sims had a career-best four catches for 54 yards while tight end O.J. Howard caught three passes for 60 yards and a touchdown. Receiver Trevon Diggs caught three passes for 23 yards and Derek Kief had three catches for 17 yards as 12 Alabama players caught at least one pass and nine players had at least one rushing attempt in the game. Freshman running back Joshua Jacobs rushed for 97 yards on 11 attempts and scored two touchdowns.

Tide linebacker Reuben Foster recorded a team-best seven total tackles, including two solos. As a unit, the Tide defense had three quarterback sacks, five tackles for loss, forced one fumble and was credited with six quarterback hurries.

Alabama punter JK Scott averaged 49.0 yards on two punts, including a long of 53. Placekicker Adam Griffith connected on both field goal attempts, connecting from 28 and 48 yards.

	1	2	3	4	Score
Kent State	0	0	0	0	0
Alabama	21	20	7	0	48

SCORING SUMMARY

1st	12:14	UA	Jalen Hurts 20 yd run (Adam Griffith kick), 8-70 2:46	KENT 0 - UA 7
	06:54	UA	Joshua Jacobs 1 yd run (Adam Griffith kick), 10-79 2:51	KENT 0 - UA 14
	03:39	UA	Joshua Jacobs 24 yd run (Adam Griffith kick), 4-55 1:38	KENT 0 - UA 21
2nd	12:45	UA	Adam Griffith 28 yd field goal, 16-75 5:02	KENT 0 - UA 24
	11:34	UA	Adam Griffith 48 yd field goal, 4-7 1:00	KENT 0 - UA 27
	06:47	UA	O.J. Howard 34 yd pass from Blake Barnett (Adam Griffith kick), 5-61 2:20	KENT 0 - UA 34
	02:14	UA	Xavian Marks 75 yd punt return (A. Pappanastos kick)	KENT 0 - UA 41
3rd	06:14	UA	Mack Wilson 1 yd pass from Jalen Hurts (A. Pappanastos kick), 13-66 6:17	KENT 0 - UA 48

	KENT	UA
FIRST DOWNS	5	26
RUSHES-YARDS (NET)	30-82	46-285
PASSING YDS (NET)	84	217
Passes Att-Comp-Int	16-7-0	34-22-0
TOTAL OFFENSE PLAYS-YARDS	46-166	80-502
Fumble Returns-Yards	0-0	0-0
Punt Returns-Yards	0-0	4-90
Kickoff Returns-Yards	4-57	0-0
Interception Returns-Yards	0-0	0-0
Punts (Number-Avg)	9-46.0	2-49.0
Fumbles-Lost	2-1	0-0
Penalties-Yards	0-0	2-20
Possession Time	26:27	33:33
Third-Down Conversions	1 of 13	6 of 14
Fourth-Down Conversions	1 of 2	2 of 3
Red-Zone Scores-Chances	0-1	4-4
Sacks By: Number-Yards	2-7	3-26

RUSHING: Kent State - RANKIN, Justin 6-52; BOLLAS, George 3-26; WASHINGTON, M. 6-15; HOLLEY, Nick 2-5; PRICE, Kavious 3-3; MATTHEWS, Will 3-3; JAMES, Raekwon 2-2; REARDON, Colin 1-2; MITCHELL, Mylik 4-minus 26. UA - Joshua Jacobs 11-97; Jalen Hurts 7-54; B.J. Emmons 8-51; Derrick Gore 6-45; Bo Scarbrough 3-19; Damien Harris 4-18; Calvin Ridley 1-7; Avery Reid 2-4; TEAM 1-minus 3; Blake Barnett 3-minus 7.


PASSING: Kent State - BOLLAS, George 4-8-0-71; MITCHELL, Mylik 2-7-0-10; REARDON, Colin 1-1-0-3. UA - Jalen Hurts 16-24-0-164; Blake Barnett 4-7-0-55; Cooper Bateman 2-3-0-minus 2.

RECEIVING: Kent State - MATTHEWS, Will 2-43; HOLLEY, Nick 1-25; PRICE, Kavious 1-7; JAMES, Raekwon 1-3; WASHINGTON, M. 1-3; RANKIN, Justin 1-3. UA - Cam Sims 4-54; O.J. Howard 3-60; Trevon Diggs 3-23; Derek Kief 3-17; Joshua Jacobs 2-23; B.J. Emmons 1-17; Gehrig Dieter 1-10; Bo Scarbrough 1-6; Calvin Ridley 1-5; Hale Hentges 1-1; Mack Wilson 1-1; Derrick Gore 1-0.

INTERCEPTIONS: Kent State - None. UA - None.

FUMBLES: Kent State - PRICE, Kavious 2-1. UA - None.

2016 RECAPS AND BOXSCORES



KENTUCKY (2-3, 1-2 SEC) 6
 1/1 ALABAMA (5-0, 2-0 SEC) 34

SATURDAY, OCTOBER 1 • BRYANT-DENNY STADIUM • TUSCALOOSA, ALA.
 ATTENDANCE: 101,821 • TV: ESPN

TUSCALOOSA, Ala. — Sophomore wide receiver Calvin Ridley had a career-best performance with 11 catches for 174 yards and two scores, and the Crimson Tide defense produced another dominant performance to lead top-ranked Alabama to a 34-6 Homecoming victory over the Kentucky Wildcats in front of a capacity crowd of 101,821 at Bryant-Denny Stadium on the Alabama campus.

Ridley caught scoring passes of 10 and 19 yards from Tide quarterback Jalen Hurts and also had a 46-yard catch to highlight a solid performance by the Alabama offense. Hurts threw for 262 yards and two scores on the night, completing 20 of 33 attempts, while freshman running back Joshua Jacobs rushed for 100 yards on 16 carries and caught three passes for 54 yards on the night. Jacobs' rushing outing marked his first 100-yard rushing performance for the Tide.

Alabama was methodical after falling behind 3-0 early, building a 17-3 halftime lead on Jacobs' one-yard touchdown run and a 55-yard fumble return for a score by Tide linebacker Ronnie Harrison in the second quarter. Ridley's two touchdown catches came in the third quarter, putting the game away at 31-3 entering the final period.

Overall, the Tide gained 488 yards (315 passing and 173 rushing), picked up 25 first downs, and averaged 6.5 yards per play. Kentucky gained 161 yards (89 passing and 72 rushing), along with converting 12 first downs and averaging 2.8 yards per play. Tide linebacker Shaun Dion Hamilton recorded a team-best eight total tackles, including four solos. As a unit, the Tide defense had four quarterback sacks, nine tackles for loss, forced three fumbles and was credited with six quarterback hurries. Tide punter JK Scott punted only once, a boot that traveled 58 yards. Placekicker Adam Griffith connected on two of three field goal attempts, hitting from 44 and 24 yards, missing from 35.

	1	2	3	4	Score
Kentucky	3	0	0	3	6
Alabama	3	14	14	3	34

SCORING SUMMARY

1st	08:52	UK	A. MacGinnis 45 yd field goal, 8-36 2:57	UK 3 - UA 0
	01:15	UA	Adam Griffith 44 yd field goal, 11-35 3:14	UK 3 - UA 3
2nd	09:50	UA	Joshua Jacobs 1 yd run (Adam Griffith kick), 7-61 2:30	UK 3 - UA 10
	06:56	UA	Ronnie Harrison 55 yd fumble recovery (Adam Griffith kick)	UK 3 - UA 17
3rd	10:58	UA	Calvin Ridley 10 yd pass from Jalen Hurts (Adam Griffith kick), 8-78 2:32	UK 3 - UA 24
	04:31	UA	Calvin Ridley 19 yd pass from Jalen Hurts (Adam Griffith kick), 9-76 4:18	UK 3 - UA 31
4th	14:51	UA	Adam Griffith 24 yd field goal, 5-43 1:15	UK 3 - UA 34
	05:09	UK	A. MacGinnis 30 yd field goal, 16-63 9:4	UK 6 - UA 34

	UK	UA
FIRST DOWNS	12	25
RUSHES-YARDS (NET)	36-72	37-173
PASSING YDS (NET)	89	315
Passes Att-Comp-Int	22-13-0	38-25-0
TOTAL OFFENSE PLAYS-YARDS	58-161	75-488
Fumble Returns-Yards	0-0	1-55
Punt Returns-Yards	0-0	2-32
Kickoff Returns-Yards	3-79	2-33
Interception Returns-Yards	0-0	0-0
Punts (Number-Avg)	6-44.7	1-58.0
Fumbles-Lost	3-2	1-1
Penalties-Yards	2-15	4-20
Possession Time	30:13	29:47
Third-Down Conversions	6 of 17	9 of 14
Fourth-Down Conversions	1 of 1	0 of 1
Red-Zone Scores-Chances	1-1	4-5
Sacks By: Number-Yards	2-13	4-28

RUSHING: UK - Jojo Kemp 10-39; Benny Snell 8-38; S. Williams 9-22; Sihiem King 2-minus 1; Stephen Johnson 7-minus 26. UA - Joshua Jacobs 16-100; Jalen Hurts 9-25; Bo Scarbrough 5-21; B.J. Emmons 3-16; Damien Harris 2-11; Calvin Ridley 1-6; TEAM 1-minus 6.

PASSING: UK - Stephen Johnson 13-22-0-89. UA - Jalen Hurts 20-33-0-262; Cooper Bateman 5-5-0-53.

RECEIVING: UK - Garrett Johnson 4-27; T. Richardson 2-24; Sihiem King 2-14; C.J. Conrad 2-10; Greg Hart 1-6; Blake Bone 1-5; S. Williams 1-3. UA - Calvin Ridley 11-174; Joshua Jacobs 3-44; Robert Foster 2-42; Trevon Diggs 2-14; O.J. Howard 2-13; Gehrig Dieter 1-11; Bo Scarbrough 1-9; Damien Harris 1-6; B.J. Emmons 1-3; Cam Sims 1-minus 1.

INTERCEPTIONS: UK - None. UA - None.

FUMBLES: UK - Stephen Johnson 3-2. UA - TEAM 1-1.



1/1 ALABAMA (6-0, 3-0 SEC) 49
 16/17 ARKANSAS (4-2, 0-2 SEC) 30

SATURDAY, OCTOBER 8 • DONALD W. REYNOLDS RAZORBACK STADIUM • FAYETTEVILLE, ARK.
 ATTENDANCE: 75,459 • TV: ESPN

FAYETTEVILLE, Ark. — Two touchdowns by the defense and an explosive performance by the offense highlighted a big road victory as the No. 1-ranked Alabama Crimson Tide beat the 16th-ranked Arkansas Razorbacks, 49-30, before an overflow crowd of 75,459 on Frank Broyles Field at Donald W. Reynolds Razorback Stadium (capacity: 72,000).

Alabama's freshman quarterback, Jalen Hurts, accounted for four touchdowns (two rushing and two passing) while the Tide's defense punctuated an inconsistent performance with back-breaking scores on a pair of interception returns for touchdowns.

Hurts passed for 253 yards and two touchdowns with one interception while completing 13-of-17 attempts. The interception snapped a string of 139 clean attempts by Hurts, the second-longest in Crimson Tide history. Running back Damien Harris rushed for 122 yards on 13 carries, including a 57-yarder while averaging 9.4 yards per attempt, along with 60 yards and a touchdown on three catches. Wide receiver ArDarius Stewart returned to action after missing time with an injury to catch five passes for 120 yards, including a 67-yard reception. Freshman running back Josh Jacobs had a 56-yard run and gained 57 yards on three attempts early in the game before leaving with an injury.

Linebackers Shaun Dion Hamilton and Ryan Anderson led the Tide with a game-high nine tackles. Hamilton had four solos, including one quarterback sack and 1.5 tackles for loss along with a forced fumble while Anderson had one sack and two tackles for loss. The Tide defense produced three interceptions, forced three fumbles, had six quarterback sacks, nine tackles for loss, broke up five passes and was credited with 12 quarterback hurries on the night.

	1	2	3	4	Score
Alabama	14	21	7	7	49
Arkansas	7	10	7	6	30

SCORING SUMMARY

1st	07:27	UA	Jalen Hurts 5 yd run (Adam Griffith kick), 3-73 0:46	UA 7 - ARK 0
	05:25	UA	Jalen Hurts 6 yd run (Adam Griffith kick), 5-29 2:02	UA 14 - ARK 0
	01:54	AR	Jeremy Sprinkle 24 yd pass from Austin Allen (Adam McFain kick), 9-75 3:31	UA 14 - ARK 7
2nd	12:25	UA	Tim Williams 23 yd fumble recovery (Adam Griffith kick)	UA 21 - ARK 7
	08:53	UA	Damien Harris 56 yd pass from Jalen Hurts (Adam Griffith kick), 4-81 1:43	UA 28 - ARK 7
	02:56	AR	Adam McFain 25 yd field goal, 13-68 5:57	UA 28 - ARK 10
	01:25	UA	Bo Scarbrough 21 yd run (Adam Griffith kick), 4-66 1:31	UA 35 - ARK 10
	00:29	AR	Keon Hatcher 16 yd pass from Austin Allen (Adam McFain kick), 4-79 0:56	UA 35 - ARK 17
3rd	11:10	UA	Calvin Ridley 4 yd pass from Jalen Hurts (Adam Griffith kick), 4-18 1:26	UA 42 - ARK 17
	03:57	AR	Keon Hatcher 10 yd pass from Austin Allen (Adam McFain kick), 6-36 3:09	UA 42 - ARK 24
4th	10:18	UA	M. Fitzpatrick 100 yd interception return (Adam Griffith kick)	UA 49 - ARK 24
	03:18	AR	R. Williams 3 yd run (Austin Allen pass failed), 7-94 1:53	UA 49 - ARK 30

	UA	ARK
FIRST DOWNS	16	25
RUSHES-YARDS (NET)	34-264	36-73
PASSING YDS (NET)	253	400
Passes Att-Comp-Int	17-13-1	48-25-3
TOTAL OFFENSE PLAYS-YARDS	51-517	84-473
Fumble Returns-Yards	1-23	0-0
Punt Returns-Yards	2-12	0-0
Kickoff Returns-Yards	5-90	4-87
Interception Returns-Yards	3-114	1-8
Punts (Number-Avg)	4-51.5	4-52.8
Fumbles-Lost	3-2	3-2
Penalties-Yards	7-86	6-60
Possession Time	22:53	37:07
Third-Down Conversions	4 of 8	8 of 16
Fourth-Down Conversions	0 of 0	1 of 2
Red-Zone Scores-Chances	3-4	4-5
Sacks By: Number-Yards	6-49	0-0

RUSHING: UA - Damien Harris 13-122; Joshua Jacobs 3-57; Bo Scarbrough 7-56; Jalen Hurts 8-20; B.J. Emmons 3-9. Arkansas - R. Williams 12-46; Devwah Whaley 5-21; Kody Walker 4-15; Jared Cornelius 1-8; Dominique Reed 1-minus 1; Drew Morgan 1-minus 6; Austin Allen 12-minus 10.

PASSING: UA - Jalen Hurts 13-17-1-253. Arkansas - Austin Allen 25-48-3-400.

RECEIVING: UA - A. Stewart 5-120; Calvin Ridley 3-14; Damien Harris 2-60; M. Forristall 1-32; O.J. Howard 1-21; Gehrig Dieter 1-6. Arkansas - Jared Cornelius 5-146; Drew Morgan 5-43; Keon Hatcher 4-39; Jeremy Sprinkle 3-37; R. Williams 2-51; Cody Hollister 2-43; Kody Walker 2-10; Dominique Reed 1-20; Austin Cantrell 1-11.

INTERCEPTIONS: UA - M. Fitzpatrick 3-114. Arkansas - Dwayne Eugene 1-8.

FUMBLES: UA - Damien Harris 1-0; A. Stewart 1-1; Joshua Jacobs 1-1. Arkansas - Austin Allen 1-1; Deon Stewart 1-1; Kody Walker 1-0.

2016 RECAPS AND BOXSCORES



1/1	ALABAMA (7-0, 4-0 SEC)	49
9/11	TENNESSEE (5-2, 2-2 SEC)	10

SATURDAY, OCTOBER 15 • NEYLAND STADIUM • KNOXVILLE, TENN.
ATTENDANCE: 102,455 • TV: CBS

KNOXVILLE, Tenn. — Freshman quarterback Jalen Hurts rushed for 132 yards and three touchdowns to key a dominant running attack while the Crimson Tide defense and special teams contributed touchdowns of their own as the top-ranked University of Alabama football team decisively defeated the ninth-ranked Volunteers of the University of Tennessee, 49-10, before a capacity crowd of 102,455 at Neyland Stadium on the UT campus.

Hurts directed the Tide offense to five touchdowns, Eddie Jackson returned a punt 79 yards for a score, and free safety Ronnie Harrison returned an interception 58 yards for a touchdown as Alabama moved ahead early and remained in command all afternoon. The Alabama defense limited the explosive Tennessee offense to a season-low 163 yards, including season lows in rushing (32 yards) and passing (131). Meanwhile, the Tide offense grinded out 594 yards of total offense, the most in a game since 2010 (591 vs. San Jose State) and the 16th-most yards gained in a single game in Alabama history (the most ever by an Alabama team against Tennessee).

The Tide rushed for 438 yards against the Vols, the most by an Alabama team since the Tide rushed for 457 yards against Tennessee in a 56-28 win in 1986 in Knoxville. Two Alabama players rushed for more than 100 yards in the game as Hurts had 132 and three touchdowns while Scarbrough finished with 109 and a touchdown on five carries. Hurts completed 16 of 26 pass attempts for 143 yards, throwing one interception. Wide receiver ArDarius Stewart had eight catches for 54 yards and wide receiver Calvin Ridley had five catches for 65 yards to lead the Tide.

Alabama's defense produced 10 tackles for loss, three quarterback sacks, broke up six passes, intercepted a pass and had numerous quarterback hurries in the game. Free safety Ronnie Harrison led the impressive effort with seven total tackles (six solos), intercepted a pass that he returned 52 yards for a touchdown and broke up two passes on the day. Linebacker Shaun Dion Hamilton had six tackles (five solos), including two for losses. Cornerback Minkah Fitzpatrick also had six tackles (four solos).

	1	2	3	4	Score
Alabama	14	7	14	14	49
Tennessee	0	7	3	0	10

SCORING SUMMARY

1st	03:29	UA	A. Stewart 36 yd pass from Jalen Hurts (Adam Griffith kick), 8-91 2:58	UA 7 - UT 0
	00:14	UA	Ronnie Harrison 58 yd interception return (Adam Griffith kick)	UA 14 - UT 0
2nd	09:41	UT	Kamara, A. 7 yd run (Medley, A. kick), 2-11 0:30	UA 14 - UT 7
	07:22	UA	Jalen Hurts 45 yd run (Adam Griffith kick), 6-65 2:19	UA 21 - UT 7
3rd	09:02	UA	Jalen Hurts 2 yd run (Adam Griffith kick), 5-51 1:08	UA 28 - UT 7
	04:03	UT	Medley, A. 37 yd field goal, 10-49 4:53	UA 28 - UT 10
	00:49	UA	Jalen Hurts 1 yd run (Adam Griffith kick), 8-75 3:14	UA 35 - UT 10
4th	14:42	UA	Eddie Jackson 79 yd punt return (Adam Griffith kick)	UA 42 - UT 10
	11:38	UA	Bo Scarbrough 85 yd run (Adam Griffith kick), 2-86 0:59	UA 49 - UT 10

	UA	UT
FIRST DOWNS	28	11
RUSHES-YARDS (NET)	48-409	32-32
PASSING YDS (NET)	185	131
Passes Att-Comp-Int	28-18-1	31-18-1
TOTAL OFFENSE PLAYS-YARDS	76-594	63-163
Fumble Returns-Yards	0-0	0-0
Punt Returns-Yards	4-108	2-60
Kickoff Returns-Yards	1-26	4-116
Interception Returns-Yards	1-58	1-7
Punts (Number-Avg)	4-50.0	10-48.3
Fumbles-Lost	2-1	0-0
Penalties-Yards	5-38	1-10
Possession Time	31:33	28:27
Third-Down Conversions	6 of 12	3 of 16
Fourth-Down Conversions	0 of 1	0 of 1
Red-Zone Scores-Chances	2-5	2-2
Sacks By: Number-Yards	3-37	1-14

RUSHING: UA - Jalen Hurts 12-132; Bo Scarbrough 5-109; Damien Harris 14-94; Josh Jacobs 6-38; B.J. Emmons 9-38; Cooper Bateman 2-minus 2. UT - Hurd, J. 13-28; Kamara, A. 8-21; Kelly, J. 3-8; Byrd, T. 1-6; Dobbs, J. 7-minus 31.

PASSING: UA - Jalen Hurts 17-27-1-172; Cooper Bateman 1-1-0-13. UT - Dobbs, J. 16-27-1-92; Dormady, Q. 2-4-0-39.

RECEIVING: UA - A. Stewart 8-90; Calvin Ridley 6-58; O.J. Howard 1-23; Trevon Diggs 1-13; Josh Jacobs 1-8; Damien Harris 1-minus 7. UT - Malone, J. 5-61; Jennings, J. 3-20; Hurd, J. 3-minus 1; Wolf, Et. 2-30; Kamara, A. 2-7; Smith, Jo. 1-10; Kelly, J. 1-3; Byrd, T. 1-1.

INTERCEPTIONS: UA - Ronnie Harrison 1-58. UT - Barnett, D. 1-7.

FUMBLES: UA - Bo Scarbrough 1-0; Jalen Hurts 1-1. UT - None.



6/6	TEXAS A&M (6-1, 4-1 SEC)	14
1/1	ALABAMA (8-0, 5-0 SEC)	33

SATURDAY, OCTOBER 22 • BRYANT-DENNY STADIUM • TUSCALOOSA, ALA.
ATTENDANCE: 101,821 • TV: CBS

TUSCALOOSA, Ala. — In a game that stayed tight into the third quarter, the No. 1-ranked University of Alabama Crimson Tide football team used yet another defensive touchdown to break things open against No. 6 Texas A&M, winning the game 33-14 on a picture-perfect afternoon in Bryant-Denny Stadium in front of a capacity crowd of 101,821 fans.

Tide freshman quarterback Jalen Hurts threw for 164 yards while completing 15 of 25 attempts for two touchdowns with two interceptions. Sophomore running back Damien Harris led all rushers with 125 yards on 18 attempts while Hurts gained 93 yards and a touchdown on 21 rushes. Senior tight end O.J. Howard led all receivers with eight catches for 69 yards and a touchdown while wide receiver ArDarius Stewart had 57 receiving yards and receiver Calvin Ridley had 27 yards and a touchdown.

A&M quarterback Trevor Knight completed 14 passes on 31 attempts for 164 yards and two touchdowns with one interception. Junior running back Keith Ford led A&M with 62 yards. Wide receivers Christian Kirk and Josh Reynolds both hauled in touchdowns for the Aggies, with Kirk gaining 58 yards through the air on nine catches while Reynolds pulled in 27 yards on two receptions.

Alabama linebacker Reuben Foster led the Tide defense with 12 tackles, including eight solo stops. Alabama had five sacks for 50 yards on the day, with 11 tackles for loss for minus-74 yards. Linebacker Tim Williams had two sacks for 27 yards and linebacker Ryan Anderson had three tackles for loss for 12 yards.

	1	2	3	4	Score
Texas A&M	0	7	7	0	14
Alabama	6	7	13	7	33

SCORING SUMMARY

1st	11:57	UA	Adam Griffith 32 yd field goal, 9-60 3:03	TAMU 0 - UA 3
	04:43	UA	Adam Griffith 28 yd field goal, 13-62 5:05	TAMU 0 - UA 6
2nd	12:59	UA	O.J. Howard 5 yd pass from Jalen Hurts (Adam Griffith kick), 9-88 3:19	TAMU 0 - UA 13
	00:38	TAMU	Josh Reynolds 9 yd pass from Trevor Knight (Daniel LaCamera kick), 8-80 1:42	TAMU 7 - UA 13
3rd	12:54	TAMU	Christian Kirk 25 yd pass from Trevor Knight (Daniel LaCamera kick), 6-75 2:06	TAMU 14 - UA 13
	06:33	UA	Calvin Ridley 4 yd pass from Jalen Hurts (Adam Griffith kick), 14-77 6:21	TAMU 14 - UA 20
	00:21	UA	Jonathan Allen 30 yd fumble recovery (Jalen Hurts pass failed)	TAMU 14 - UA 26
4th	12:27	UA	Jalen Hurts 37 yd run (Adam Griffith kick), 3-47 1:17	TAMU 14 - UA 33

	TAMU	UA
FIRST DOWNS	17	28
RUSHES-YARDS (NET)	38-114	57-287
PASSING YDS (NET)	164	164
Passes Att-Comp-Int	31-14-1	25-15-2
TOTAL OFFENSE PLAYS-YARDS	69-278	82-451
Fumble Returns-Yards	0-0	1-30
Punt Returns-Yards	1-2	2-21
Kickoff Returns-Yards	5-97	2-36
Interception Returns-Yards	2-6	1-0
Punts (Number-Avg)	6-42.5	2-53.5
Fumbles-Lost	2-1	1-0
Penalties-Yards	9-81	7-44
Possession Time	24:10	35:50
Third-Down Conversions	5 of 16	7 of 14
Fourth-Down Conversions	1 of 3	0 of 1
Red-Zone Scores-Chances	1-1	4-5
Sacks By: Number-Yards	3-11	5-50

RUSHING: TAMU - Keith Ford 15-62; Trevor Knight 13-24; T. Williams 9-23; Kendall Bussey 1-5. UA - Damien Harris 18-125; Jalen Hurts 21-93; Josh Jacobs 10-36; Bo Scarbrough 8-33.


PASSING: TAMU - Trevor Knight 14-31-1-164. UA - Jalen Hurts 15-25-2-164.

RECEIVING: TAMU - Christian Kirk 9-58; Josh Reynolds 2-27; Jeremy Tabuyo 1-33; R. Seals-Jones 1-25; Keith Ford 1-21. UA - O.J. Howard 8-69; Calvin Ridley 4-27; A. Stewart 2-57; Josh Jacobs 1-11.

INTERCEPTIONS: TAMU - Claude George 1-6; Justin Evans 1-0. UA - Marlon Humphrey 1-0.

FUMBLES: TAMU - Trevor Knight 1-0; Keith Ford 1-1. UA - Bo Scarbrough 1-0.

2016 RECAPS AND BOXSCORES

	1/1/1 ALABAMA (9-0, 6-0 SEC)	10
	13/15/14 LSU (5-3, 3-2 SEC)	0

SATURDAY, NOVEMBER 5 • TIGER STADIUM • BATON ROUGE, LA.
ATTENDANCE: 102,321 • TV: CBS

BATON ROUGE, La. — In a defensive battle that was worthy of what has become one of college football's great rivalries, the No. 1-ranked University of Alabama football team scored all of its points in the fourth quarter to take a 10-0 win over the 15th-ranked LSU Tigers in Tiger Stadium. The win improves Alabama to 9-0 overall and 6-0 in the Southeastern Conference while LSU falls to 5-3 overall, 3-2 in the SEC.

Linebacker Reuben Foster led Alabama with 11 tackles, including two solo stops. Marlon Humphrey had six solo stops and eight overall. Foster, Dalvin Tomlinson, Ryan Anderson, Tim Williams, Jonathan Allen and Rashaan Evan were all in on the Tide's five sacks on a night that also saw the Crimson Tide tally nine tackles for loss. Alabama also limited LSU to six first downs on the night and 125 total yards.

Alabama freshman quarterback Jalen Hurts scored his 10th rushing touchdown of the season and 22nd overall in the fourth quarter, while completing 10-of-19 passes for 107 yards with one interception. He also tallied a team-high 114 yards and a touchdown on 20-rushing attempts. Wide receiver ArDarius Stewart hauled in three catches for a team-best 55 receiving yards. Punter JK Scott had a big night, averaging 51.6 yards on five punts with a season long of 66 yards.

After rushing for a school-record 284 yards in his last outing, LSU running back Leonard Fournette was held to just 35 yards on 17 attempts Saturday night. The Tiger's Danny Etling was 11-of-24 with one interception and 92 yards on the night. DJ Chark led LSU's receiving corps with 45 yards on three catches.

	1	2	3	4	Score
Alabama	0	0	0	10	10
LSU	0	0	0	0	0

SCORING SUMMARY

4th	13:08	UA	Jalen Hurts 21 yd run (Adam Griffith kick), 12-90 5:57	UA 7 - LSU 0
	02:41	UA	Adam Griffith 25 yd field goal, 15-50 9:51	UA 10 - LSU 0

	UA	LSU
FIRST DOWNS	16	6
RUSHES-YARDS (NET)	51-216	27-33
PASSING YDS (NET)	107	92
Passes Att-Comp-Int	19-10-1	24-11-1
TOTAL OFFENSE PLAYS-YARDS	70-323	51-125
Fumble Returns-Yards	0-0	0-0
Punt Returns-Yards	2-1	3-16
Kickoff Returns-Yards	1-14	1-27
Interception Returns-Yards	1-0	1-0
Punts (Number-Avg)	5-51.6	8-42.0
Fumbles-Lost	2-1	0-0
Penalties-Yards	6-29	3-20
Possession Time	33:55	26:05
Third-Down Conversions	7 of 17	4 of 15
Fourth-Down Conversions	1 of 2	0 of 2
Red-Zone Scores-Chances	2-3	0-0
Sacks By: Number-Yards	5-22	1-5

RUSHING: UA - Jalen Hurts 20-114; Damien Harris 12-53; Bo Scarbrough 11-52; A. Stewart 1-4; Josh Jacobs 5-minus 3; TEAM 2-minus 4. LSU-L. Fournette 17-35; Derrius Guice 2-8; J. Moore 2-5; Danny Etling 6-minus 15.

PASSING: UA - Jalen Hurts 10-19-1-107. LSU - Danny Etling 11-24-1-92.

RECEIVING: UA - A. Stewart 3-55; Calvin Ridley 2-23; M. Forristall 1-22; Trevon Diggs 1-9; Josh Jacobs 1-3; Damien Harris 1-minus 2; O.J. Howard 1-minus 3. LSU - DJ Chark 3-45; Malachi Dupre 3-17; Colin Jeter 2-18; L. Fournette 1-8; Travin Dural 1-3; J. Moore 1-1.

INTERCEPTIONS: UA - M. Fitzpatrick 1-0. LSU - Jamal Adams 1-0.

FUMBLES: UA - TEAM 1-0; Jalen Hurts 1-1. LSU - None.

	MISS. STATE (4-6, 2-4 SEC)	3
	1/1/1 ALABAMA (10-0, 7-0 SEC)	51

SATURDAY, NOVEMBER 12 • BRYANT-DENNY STADIUM • TUSCALOOSA, ALA.
ATTENDANCE: 101,821 • TV: ESPN

TUSCALOOSA, Ala. — The No. 1-ranked University of Alabama football team used a record-setting day by freshman quarterback Jalen Hurts to beat Mississippi State, 51-3, in front of a sellout crowd of 101,821 Saturday afternoon in Bryant-Denny Stadium. The Crimson Tide improved to 10-0 on the season and 7-0 in Southeastern Conference play while the Bulldogs fell to 4-6 overall and 2-4 in the SEC.

Hurts became the first player in Alabama football's storied history to throw for 300 yards (347) and rush for 100 yards (100) in the same game. His primary passing target on Saturday afternoon, wide receiver ArDarius Stewart, became the sixth player in UA history to catch three receiving touchdowns in the same game. Stewart ended the day with a 156-yard outing on eight catches.

In addition to Hurts' 100 yards, which included a touchdown run, running back Josh Jacobs gained 89 yards on nine rushes, averaging 9.9 yards per carry. Kicker Adam Griffith made all three of his field goal attempts, all in the first half, from 28, 30, and 39 yards out. Defensively, 27 different players notched at least one tackle, including six each from linebacker Reuben Foster, defensive back Minkah Fitzpatrick, linebacker Rashaan Evans and defensive tackle Dalvin Tomlinson. Linebacker Ryan Anderson, linebacker Tim Williams and defensive tackle Raekwon Davis all had sacks that drove the Bulldogs back a combined 29 yards.

	1	2	3	4	Score
Mississippi State	0	0	3	0	3
Alabama	10	20	14	7	51

SCORING SUMMARY

1st	12:20	UA	Adam Griffith 30 yd field goal, 10-63 2:40	MS 0 - UA 3
	08:23	UA	Calvin Ridley 4 yd pass from Jalen Hurts (Adam Griffith kick), 4-32 1:27	MS 0 - UA 10
2nd	12:36	UA	A. Stewart 67 yd pass from Jalen Hurts (Adam Griffith kick), 2-67 0:16	MS 0 - UA 17
	09:55	UA	Jalen Hurts 4 yd run (Adam Griffith kick), 4-66 1:14	MS 0 - UA 24
	02:37	UA	Adam Griffith 28 yd field goal, 7-73 2:44	MS 0 - UA 27
	00:00	UA	Adam Griffith 39 yd field goal, 12-43 2:09	MS 0 - UA 30
3rd	11:43	MS	Westin Graves 47 yd field goal, 7-46 3:17	MS 3 - UA 30
	06:12	UA	A. Stewart 15 yd pass from Jalen Hurts (Adam Griffith kick), 3-84 0:45	MS 3 - UA 37
	04:40	UA	A. Stewart 20 yd pass from Jalen Hurts (Adam Griffith kick), 3-58 0:55	MS 3 - UA 44
4th	02:34	UA	Trevon Diggs 5 yd pass from Cooper Bateman (A. Pappanastos kick), 6-61 2:58	MS 3 - UA 51

	MSU	UA
FIRST DOWNS	17	26
RUSHES-YARDS (NET)	35-94	31-218
PASSING YDS (NET)	180	397
Passes Att-Comp-Int	43-16-1	41-31-1
TOTAL OFFENSE PLAYS-YARDS	78-274	72-615
Fumble Returns-Yards	0-0	0-0
Punt Returns-Yards	2-10	1-1
Kickoff Returns-Yards	4-104	0-0
Interception Returns-Yards	1-46	1-9
Punts (Number-Avg)	7-30.0	3-51.3
Fumbles-Lost	1-0	1-1
Penalties-Yards	4-31	3-35
Possession Time	32:38	27:22
Third-Down Conversions	7 of 20	7 of 13
Fourth-Down Conversions	0 of 4	0 of 1
Red-Zone Scores-Chances	1-1	7-7
Sacks By: Number-Yards	1-1	3-29


RUSHING: Mississippi State-Aeris Williams 11-56; Nick Fitzgerald 11-15; Damian Williams 4-11; Ashton Shumpert 4-9; Malik Dear 2-3; Dontavian Lee 2-2; Keith Mixon 1-minus 2. Alabama-Jalen Hurts 11-100; Josh Jacobs 9-89; Ronnie Clark 4-14; Damien Harris 3-9; Derrick Gore 4-6.

PASSING: Mississippi State-Nick Fitzgerald 10-33-1-145; Damian Williams 6-10-0-35. Alabama-Jalen Hurts 28-37-1-347; Cooper Bateman 3-4-0-50.

RECEIVING: Mississippi State-Donald Gray 3-76; Fred Ross 3-23; Jamal Couch 2-21; Farrod Green 2-18; Gabe Myles 2-4; Malik Dear 1-22; Jordan Thomas 1-6; Dontavian Lee 1-5; Justin Johnson 1-5. Alabama-A. Stewart 8-156; O.J. Howard 6-77; Calvin Ridley 4-26; Cam Sims 3-45; Josh Jacobs 3-34; M. Forristall 3-19; Derek Kief 1-14; Damien Harris 1-11; Gehrig Dieter 1-10; Trevon Diggs 1-5.

INTERCEPTIONS: Mississippi State-Jamoral Graham 1-46. Alabama-Tony Brown 1-9.

FUMBLES: Mississippi State-Damian Williams 1-0. Alabama-Jalen Hurts 1-1.



JONATHAN ALLEN
DL
Sr. • 6-3 • 294 • 3L
Leesburg, Va./
Stone Bridge

93

- Senior impact player for the Alabama defense
- Heisman Trophy and All-America candidate
- Finalist for the Bronko Nagurski Trophy
- Semifinalist for the Walter Camp Player of the Year
- Semifinalist for the Lott Trophy
- Top 20 nominee for the Lombardi Award
- Leading candidate for the Bednarik and Hendricks
- Midseason All-American by USA Today, Sporting News and Pro Football Focus
- A feared pass rusher and proven run stopper
- Has the top pass rush grade for interior linemen by PFF and the No. 2 overall grade
- Considered one of the top defensive players in 2017 NFL Draft
- Returned two fumbles for touchdowns this season, accounting for 105 return yards
- Seventh in the SEC with seven sacks (-55 yards)
- Has a team-high 13 quarterback hurries and credited with 31 pressures by Pro Football Focus
- Recorded 40 tackles, including 7.5 tackles for loss (-55 yards) while also registering two pass breakups and a blocked field goal
- Earned National Player of the Week honors from the Nagurski and Lott Trophies for his play against No. 6 Texas A&M
- Two-time SEC Defensive Player of the Week
- Tied for second in career sacks at Alabama (25) and ranks ninth in tackles for loss (36.5)
- Helps lead an Alabama defense that is tops in the nation with 4.00 sacks per game while also ranking first in rush defense, second in total defense and second in scoring defense

SENIOR (2016): Passed on early entry into the NFL Draft and returned for his senior season as one of the nation's best defensive players and most feared pass rushers ... mentioned in the Heisman Trophy conversation ... finalist for the Bronko Nagurski Trophy ... semifinalist for the Walter Camp Player of the Year and Lott IMPACT Trophies ... a top candidate for the Bednarik and Ted Hendricks Awards ... top 20 nominee for the Lombardi Award ... midseason All-American by USA Today, Sporting News and Pro Football Focus ... named the FWAA/Bronko Nagurski National Player of the Week and the Lott Trophy Player of the Week following his performance against No. 6 Texas A&M ... has 40 tackles on the season with a team-high 13 quarterback hurries while being credited with 31 pressures on the year by Pro Football Focus ... has two fumble recoveries for two touchdowns and 105 return yards (75 and 30 yards) ... accumulated 7.0 sacks (-55 yards) to rank fourth in the SEC ... has 7.5 tackles for a loss (-55 yards) to rank fourth for the Tide ... has also batted down two passes and blocked a field goal ... selected as the SEC Defensive Player of the Week for his

performances against USC and Texas A&M ... named one of the UA coaching staff's players of the week on defense for his performances against USC, Western Kentucky, Tennessee, Texas A&M and LSU. **USC:** Finished the season-opener with four unassisted tackles, including a team-high 2.0 sacks (-15 yards) ... also broke up two passes from the line ... the multi-sack game was the sixth such instance of his career ... helped limit the Trojan offense to only 194 yards of total offense. **Western Kentucky:** Wrapped up the game with three tackles, including one sack (-13 yards) ... also blocked a field goal for the Crimson Tide ... helped limit WKU to only 239 yards and only 23 on the ground. **Ole Miss:** Totaled four tackles with a quarterback hurry ... also recovered a fumble from the Rebel quarterback that he returned 75 yards for a score ... his score was Alabama's final of the day and set the Tide at 48 points, enough to secure the victory in Oxford ... the fumble return was one of the Tide's three non-offensive touchdowns on the afternoon. **Kent State:** Collected three tackles in a half of play ... helped limit the Golden Flashes to only 166 yards of total offense, including 82 yards rushing. **Kentucky:** Set a career-high mark for tackles with eight, six of which were unassisted, while adding his fourth sack of the season (-7 yards) ... played a key role in holding the Wildcat offense to only 161 yards of total offense on the night. **Arkansas:** Totaled three tackles, including half a tackle for a loss ... also added two quarterback hurries to tie for the team lead as part of the Tide's season-high 12 quarterback hurries ... the 12 quarterback pressures by the Alabama defense doubled the team's previous season high of six. **Tennessee:** Totaled four stops including his team-leading fifth sack of the season (-10 yards) ... brought pressure off the end all afternoon to help limit the high-powered Volunteer offense to only 163 total yards. **Texas A&M:** Earned national honors from the Nagurski and Lott Trophies for his play against the Aggies ... also named the SEC Defensive Player of the Week ... returned his second fumble for a touchdown this season, as he scooped up a fumble caused by Ryan Anderson and sprinted 30 yards for a touchdown ... added his sixth sack of the season, shedding a block and laying out over the running back to bring down Trevor Knight ... recorded a career-high four quarterback hurries ... finished with six total tackles including three solo stops. **LSU:** Helped lead a Tide defense that was named the Walter Camp National Defensive Player of the Week as a complete unit ... recorded his seventh sack of the season and three total tackles ... added a quarterback hurry ... helped limit Tigers' running back Leonard Fournette to just 35 yards on 17 carries and the LSU offense as a whole to just 33 yards rushing and 125 total yards, including just 25 total yards in the second half. **Mississippi State:** Harassed the Bulldogs quarterback into a 61.15 collegiate passer rating and a 33.02 NFL mark ... recorded two more quarterback hurries and made two assisted tackles ... helped limit the Bulldogs to just 94 yards rushing.

ALLEN'S CAREER STATISTICS

Year	Tackles					Fumbles					
	G-S	TT	UT	AT	TFL	QBH	Sacks	FF	FR	PBU	INT
2013	12-0	16	10	6	3-11	1	0.5-5	1	0	0	0-0
2014	14-12	33	16	17	11.5-44	7	5.5-30	0	0	1	0-0
2015	15-11	36	19	17	14.5-92	6	12-88	2	0	4	0-0
2016	10-10	40	19	21	7.5-55	13	7-55	0	2-105	2	0-0
Total	51-33	125	64	61	36.5-202	27	25-178	3	2-105	7	0-0

ALLEN'S CAREER BESTS

Tackles 8 vs. Kentucky, 2016
Tackles for Loss 4.0 at Texas A&M, 2015
Yards Lost 17 (twice); last at Mississippi State, 2015
Sacks 3.0 at Mississippi State, 2015
Yards Lost 17 at Mississippi State, 2015
Quarterback Hurries 4 vs. Texas A&M, 2016
Forced Fumbles 1 (three times); last at Miss. State, 2015
Fumble Recoveries 1 (twice); last vs. Texas A&M, 2016
Return Yards 75 at Ole Miss, 2016
Touchdowns (fumble recovery) 1 (twice); last vs. Texas A&M, 2016
Blocked Field Goal 1 vs. Western Kentucky, 2016
Blocked Point After Touchdown 1 at Arkansas, 2014



KEATON ANDERSON
LB
R-Fr. • 6-1 • 215 • RS
Florence, Ala./
Florence

31


REDSHIRT FRESHMAN (2016): A versatile linebacker who redshirted a season ago ... fills a key role on special teams ... named one of the UA coaching staff's special teams players of the week for his games against Kentucky and at LSU ... made his first career appearance against USC and has seen action in every game this season ... recorded his first career tackle against Western Kentucky on punt coverage ... added a second tackle on punt coverage at LSU, downing the Tiger returner on the 3-yard line immediately.

ANDERSON'S CAREER STATISTICS

Year	Tackles					Fumbles					
	G-S	TT	UT	AT	TFL	QBH	Sacks	FF	FR	PBU	INT
2016	10-0	2	1	1	0-0	0	0-0	0	0	0	0-0

ANDERSON'S CAREER BESTS

Tackles 1 (twice); last at LSU, 2016



RYAN ANDERSON
LB
R-Sr. • 6-2 • 253 • 3L
Daphne, Ala./
Daphne

- Candidate for All-America honors
- Semifinalist for the Butkus Award
- Watch list for the Lombardi Award
- Third in the SEC with 14.5 tackles for loss and eighth in sacks (6.5)
- Tied for third in the SEC with three forced fumbles
- Has 39 tackles with eight quarterback hurries
- Helps lead an Alabama defense that is tops in the nation with 4.0 sacks per game while also ranking first in rush defense, second in total defense and second in scoring defense
- SEC Defensive Player of the Week against LSU with six tackles and two half sacks

SENIOR (2016): An outside linebacker who is in his fifth season in the program ... came into his own as a junior in 2015 and is a senior leader on the Alabama defense in 2016 ... a pass-rushing threat and disruptive force for the Crimson Tide ... has 39 total tackles, including a team-high 14.5 tackles for a loss (-77 yards) and 6.5 sacks (-52 yards), to rank third on the defense ... also added eight quarterback hurries, three forced fumbles (ranks third in the SEC), one fumble recovery and two pass breakups ... his 14.5 tackles for a loss rank third in the conference while his 6.5 sacks are eighth in the SEC ... tabbed to the Butkus and Lombardi Award Watch Lists ... named one of the UA coaching staff's defensive players of the week following his games at Ole Miss, Tennessee, LSU and Mississippi State games ... was the SEC Defensive Player of the Week following the LSU game. **USC:** Registered four tackles, with one for a loss (-5 yards) ... helped limit the Trojan offense to only 194 yards and no offensive touchdowns. **Western Kentucky:** Was dominant on the outside, notching a team-leading 1.5 tackles for a loss (-8 yards) ... added half a sack (-7 yards) as part of his three tackles on the day ... also added one quarterback hurry ... helped limit the Hilltoppers to 239 yards of offense, including 23 on the ground. **Ole Miss:** Collected three tackles, including one sack (-8 yards) that resulted in a fumble ... Da'Ron Payne returned the Rebel fumble from three yards out to even the score at 24-24 after the Tide trailed by 21 at one point in the first half. **Kent State:** Finished his half of play with one tackle, including half a sack (-4 yards) ... helped limit the Golden Flashes to only 166 yards of total offense. **Kentucky:** Registered 1.5 tackles for a loss (-6 yards) as part of his three stops ... notched one quarterback hurry ... added half a sack (-5 yards) that forced a key turnover with his forced fumble and recovery of the Wildcat quarterback in the first quarter ... the turnover led to the Tide's first points of the game, a field goal from Adam Griffith ... part of the Tide's pressure that helped limit the Wildcat passing attack to only 89 yards through the air. **Arkansas:** Tied for the team


lead in tackles, notching nine stops ... added a team-high two tackles for a loss (-15 yards) and one sack (-9 yards) ... pressured the quarterback once to help the Alabama defense register a season-high 12 quarterback hurries. **Tennessee:** Spent the afternoon in the Volunteer backfield, finishing with one tackle for loss (-1 yard) as part of his two total stops while adding a quarterback hurry ... registered his first career pass breakup in coverage ... played a key role in limiting the Vols' high-powered offense to 163 total yards. **Texas A&M:** Registered a career-best three tackles for loss against the Aggies for a loss of 12 yards ... forced a fumble that Jonathan Allen returned for a score ... finished with four solo tackles and one quarterback hurry while helping limit Texas A&M to just 278 total yards and 114 yards on the ground. **LSU:** Made six tackles while recording two half sacks to earn SEC Defensive Player of the Week honors ... batted down one pass and recorded one quarterback hurry ... helped limit Tigers' running back Leonard Fournette to just 35 yards on 17 carries and the LSU offense as a whole to just 33 yards rushing and 125 total yards, including just 25 total yards in the second half. **Mississippi State:** Earned Alabama Defensive Player of the Week accolades ... made four total tackles with two tackles for loss (-12 yards) with one sack (-10 yards) ... helped harass the Bulldogs' quarterback into a 61.15 quarterback rating while limiting MSU to just 94 yards rushing.

ANDERSON'S CAREER STATISTICS

Year	Tackles							Fumbles			
	G-S	TT	UT	AT	TFL	QBH	Sacks	FF	FR	PBU	INT
2013	13-0	5	2	3	1.5-4	1	1.5-4	0	0	0	0-0
2014	14-0	25	11	14	8-37	9	3-28	0	1-3	0	0-0
2015	15-0	37	21	16	11.5-50	9	6-41	2	2-0	0	0-0
2016	10-10	39	18	21	14.5-77	8	6.5-52	3	1-0	2	0-0
Total	52-10	106	52	54	35.5-168	27	17-125	5	4-3	2	0-0

ANDERSON'S CAREER BESTS

Tackles 9 at Arkansas, 2016
 Tackles for Loss 3.0 vs. Texas A&M, 2016
 Yards Lost 15 (twice); last at Arkansas, 2016
 Quarterback Hurries 3 (twice); last vs. Florida, 2015
 Sacks 2 at Mississippi State, 2015
 Pass Breakups 1 (twice); last at LSU, 2016
 Kick Returns 1 at Auburn, 2013
 Return Yards 11 at Auburn, 2013
 Forced Fumbles 1 (five times); last vs. Texas A&M, 2016
 Fumble Recoveries ... 1 (four times); last vs. Kentucky, 2016



ANTHONY AVERETT
DB
R-Jr. • 6-0 • 180 • 1L
Woodbury, N.J./
Woodbury

JUNIOR (2016): A speedy defensive back who provides depth in the Alabama secondary ... totaled 26 stops on the season, including 23 solo tackles ... also has one tackle for a loss (-5 yards), seven pass breakups and a forced fumble ... tied for the team lead with five stops on kickoff coverage. **USC:** Contributed in a big way, making a team-high and career-high eight tackles as the first defensive back off the bench against the Trojans ... helped hold the Trojans to only 130

yards through the air. **Western Kentucky:** Made his first career start at corner, finishing with two tackles on the afternoon. **Ole Miss:** Started his second consecutive game, notching one tackle and a team-high tying two pass breakups against the Rebels. **Kent State:** Totaled one tackle for a loss (-5 yards) while forcing a fumble ... helped limit the Golden Flashes to only 84 yards through the air. **Kentucky:** Finished with one solo tackle on the night ... provided coverage in the secondary to limit the Wildcats to 89 yards passing. **Arkansas:** Collected a pair of tackles in Fayetteville. **Tennessee:** Totaled a career-high tying two pass breakups and added four solo tackles in the start at corner ... played a key role in limiting the Vols' aerial attack to 131 yards passing. **Texas A&M:** Finished with two stops in his start against the Aggies ... played a key role in disrupting the A&M passing game, limiting the Aggies to only 164 yards through the air. **LSU:** Made one tackle while breaking up a pass ... provided tight coverage to limit the Tiger passing offense to only 92 yards. **Mississippi State:** Recorded four tackles against the Bulldogs while adding a career-high tying two pass breakups ... made a touchdown-saving tackle on kickoff coverage to bring the State returner down at the Alabama 45-yard line.

AVERETT'S CAREER STATISTICS

Year	Tackles							Fumbles			
	G-S	TT	UT	AT	TFL	QBH	Sacks	FF	FR	PBU	INT
2014	1-0	--	--	--	--	--	--	--	--	--	--
2015	6-0	2	1	1	0-0	0	0-0	0	0	0	0
2016	10-8	26	23	3	1-5	0	0-0	1	0	7	0
Total	17-8	28	24	4	1-5	0	0-0	1	0	7	0

AVERETT'S CAREER BESTS

Tackles 8 vs. USC, 2016
 Pass Breakups ... 2 (three times); last vs. Mississippi State, 2016
 Tackles for Loss 1 vs. Kent State, 2016
 Yards Lost 5 vs. Kent State, 2016



DAKOTA BALL
DL
R-Sr. • 6-3 • 268 • 2L
Lindale, Ga./
Pepperell

SENIOR (2016): Moved into the rotation along the defensive front after spending last season as a tight end/H back ... totaled 12 tackles on the season with one for a loss (-10 yards) and half a sack (-8 yards) ... also added one quarterback hurry. **USC:** Entered in a reserve role along the defensive line, making one solo stop on the night. **Western Kentucky:** Finished with a career-high five tackles, including half a sack (-8 yards) ... his five tackles tied for the second most against the Hilltoppers. **Ole Miss:** Collected one tackle and a quarterback hurry in a reserve role along the defensive line. **Kent State:** Registered three tackles, including half of a tackle for a loss (-2 yards) in a half of play against the Golden Flashes. **Kentucky:** Finished with one tackle against the Wildcats. **Arkansas:** Saw time along the defensive front but did not record any stats. **Tennessee:** Entered in a reserve role along the Tide defensive front but did not record any stats.


Texas A&M: Did not record any stats in a reserve role along the defensive front. **LSU:** Played along the Tide defensive front but did not record any stats ... helped limit the Tiger rushing attack to a lowly 33 yards. **Mississippi State:** Made one stop along the defensive front ... his play in a rotational role at defensive tackle helped limit the Bulldogs to 94 yards rushing.

BATEMAN'S CAREER STATISTICS

Year	Tackles						Fumbles				
	G-S	TT	UT	AT	TFL	QBH	Sacks	FF	FR	PBU	INT
2013	1-0	--	--	--	--	--	--	--	--	--	--
2014	12-0	--	--	--	--	--	--	--	--	--	--
2015	12-2	1	0	1	0-0	0	0-0	0	0	0	0
2016	10-0	12	6	6	1-10	1	0.5-8	0	0	0	0
Total	35-2	13	6	7	1-10	1	0.5-8	0	0	0	0

BATEMAN'S CAREER BESTS

Tackles 5 vs. Western Kentucky, 2016
Tackles for Loss 0.5 (twice); last vs. Kent State, 2016
Yards Lost 8 vs. Western Kentucky, 2016
Quarterback Hurries 1 at Ole Miss, 2016
Sacks 0.5 vs. Western Kentucky, 2016
Yards Lost 8 vs. Western Kentucky, 2016



COOPER BATEMAN
 QB
 R-Jr. • 6-3 • 224 • 2L
 Murray, Utah/
 Cottonwood

18

JUNIOR (2016): The veteran of the Crimson Tide quarterbacks ... slotted as the backup signal-caller ... is 12-for-14 with 119 yards passing and one touchdown on the season ... also serves as the team's primary holder on field goals and extra point attempts. **USC:** Resumed his holding duties on special team and entered late in the game at quarterback for the Crimson Tide ... finished 1-of-1 for five yards through the air. **Western Kentucky:** Did not see time under center but resumed his duties as the holder on field goals and PATs. **Ole Miss:** Held for Adam Griffith's six extra points along with a pair of field goals. **Kent State:** Entered the game at quarterback and finished 2-of-3 on the afternoon ... also resumed his duties at holder. **Kentucky:** Entered in relief duty late in the game at quarterback ... finished a perfect 5-of-5 for a season-high 53 yards passing ... tossed a long play of 27 yards. **Arkansas:** Resumed his duties at holder, helping Adam Griffith collect a season-high tying seven PATs. **Tennessee:** Came in late in the contest in Knoxville, finishing 1-of-1 passing for 13 yards ... added two rushes with a long of four yards. **Texas A&M:** Did not see time at quarterback while continuing his duties on special teams as the Tide's holder on all kicks. **LSU:** Saved the Crimson Tide's extra point attempt, scooping up a low snap to put the ball in position for the kick, giving Alabama the 7-0 lead in the fourth. **Mississippi State:** Entered in a reserve role at quarterback late in the third quarter ... finished 3-of-4 for 50 yards with one touchdown ... connected with Trevon Diggs for a five-yard touchdown strike ... had a long pass of 31 yards on a slant to Cam Sims.

BATEMAN'S CAREER STATISTICS

Year	Passing				Rushing							
	G-S	Com-Att	Int	Pct.	Yds	TD	LP	No.	Yds	Avg.	TD	LP
2014	14-0	0-0-0	--	--	--	--	--	--	--	--	--	--
2015	15-1	37-52-2	72.5	291	1	31	5	8	1.6	0	6	6
2016	10-0	12-14-0	85.7	119	1	31	3	-11	0.0	0	4	4
Total	39-1	49-66-2	74.2	410	2	31	8	-3	0.0	0	6	6

BATEMAN'S CAREER BESTS

Completions 11 vs. Middle Tennessee, 2015
Attempts 17 vs. Middle Tennessee, 2015
Passing Yards 98 vs. Middle Tennessee, 2015
Long Pass 31 (twice); last vs. Mississippi State, 2016
Rushes 2 (three times); last at Tennessee, 2016
Rushing Yards 6 vs. Middle Tennessee, 2015
Long Run 6 (twice); last vs. Middle Tennessee, 2015



BRADLEY BOZEMAN
 OL
 R-Jr. • 6-5 • 312 • 2L
 Roanoke, Ala./
 Handley

75

JUNIOR (2016): Earned the starting job at center in 2016 and has excelled ... started all 10 games ... helps the Tide rank 14th nationally and first in the SEC in scoring offense (41.2 ppg), 12th nationally and second in the league in rushing offense (255.2 ypg) and first in the SEC and 23rd in the nation in total offense (492.2 ypg) ... blocked for 10 100-yard rushing games — four from Damien Harris and Jalen Hurts along with one each for Bo Scarbrough and Josh Jacobs ... named one of the UA coaching staff's offensive players of the week for his performances at Ole Miss, Arkansas, Tennessee, Texas A&M, LSU and Mississippi State. **USC:** Graded out at 80 percent with two knockdown blocks in the Tide's victory over the Trojans ... did not allow a pressure or a sack ... opened holes for 242 rushing yards, including 138 yards from sophomore running back Damien Harris. **Western Kentucky:** Started and provided time for Jalen Hurts and Blake Barnett to throw for 351 yards and two touchdowns ... did not allow a sack or a hurry and graded out at 80 percent ... had one knockdown block. **Ole Miss:** Earned offensive player of the week honors for his play in Oxford ... graded out at 86 percent with three knockdown blocks ... did not allow a sack or a hurry ... opened holes for 334 yards rushing with 146 from Hurts and 144 from Harris. **Kent State:** Helped the Crimson Tide rush for 285 yards on the ground and produce 502 yards of total offense ... opened holes for 97 yards rushing by freshman Joshua Jacobs ... graded out at 83 percent and recorded three knockdowns. **Kentucky:** Graded out at a team-high 90 percent with two knock down blocks ... cleared a path for 100 rushing yards for Jacobs and 173 for the team ... helped provide time for 315 passing yards on 65.8 percent passing by the UA quarterbacks ... did not allow a sack or a hurry and did not commit a penalty. **Arkansas:** Opened holes for 264 rushing yards while providing time for 253 yards through the air ... did not allow a sack or pressure and did not commit a penalty ... graded out at a team-high 88 percent ... helped Harris rush for 122 yards on 13 carries ... earned Offensive Player of the Week


honors from the Alabama coaching staff for his efforts. **Tennessee:** Cleared a path for 409 yards rushing and 594 yards of total offense ... the 409 yards rushing was the most for an Alabama team since 1992 and the most against Tennessee since 1986 ... helped the Tide average 8.5 yards per attempt ... earned Alabama Offensive Player of the Week honors ... opened holes for two 100-yard rushers (Hurts 132, Scarbrough 109) ... had one knockdown block and graded out at 84 percent. **Texas A&M:** Earned Offensive Player of the Week honors from the Crimson Tide coaching staff for his efforts against the Aggies ... recorded three knockdown blocks ... opened holes for 287 yards on the ground and 451 yards of total offense ... helped Harris notch his fourth 100-yard game of the season as Alabama averaged 5.0 yards per carry ... did not allow a sack or a hurry and did not commit a penalty. **LSU:** Earned Offensive Player of the Week honors for his play in Baton Rouge ... graded out at 86 percent with two knockdown blocks ... did not allow a sack or a hurry while opening up holes for 216 rushing yards and 323 total yards ... helped Hurts rush for 114 yards and a TD. **Mississippi State:** Was named an Offensive Player of the Week for the fifth straight week ... graded out at 91 percent with a team-high four knockdown blocks ... did not allow a sack or a hurry ... cleared a path for 216 rushing yards, averaging 7.0 yards per carry ... provided time for 615 yards of total offense, an average of 8.5 yards a play.



MEKHI BROWN
 LB
 R-Fr. • 6-5 • 243 • RS
 Columbus, Ga./
 Carver

48

REDSHIRT FRESHMAN (2016): A talented linebacker who works on special teams ... saw his first action of the season against Mississippi State.



TONY BROWN
 DB
 Jr. • 6-0 • 194 • 2L
 Beaumont, Texas/
 Ozen

7

JUNIOR (2016): Returned to the Crimson Tide lineup vs. Kentucky after serving a four-game suspension to start the season ... has played in 32 career games with four starts ... ranks second on the team with four stops on kickoff coverage ... earned first team All-America honors in track and field in the spring of 2015 in the 4x400 meter relay. **Kentucky:** Made his first appearance on the field in 2016 after serving a four-game suspension ... made one tackle on kickoff coverage against the Wildcats. **Arkansas:**


Saw extensive playing time on both special teams and in the defensive secondary ... totaled two tackles, recording one on kickoff coverage and one on defense. **Tennessee:** Made one stop on kickoff coverage while also seeing time in the secondary. **Texas A&M:** Finished as the team's safety following Eddie Jackson's season-ending injury late in the game ... totaled two tackles with one coming on kickoff coverage and one on the defensive side of the ball. **LSU:** Made his first start of the year, filling it at nickel ... registered one tackle while helping the Tide secondary limit LSU to only 92 yards passing. **Mississippi State:** Started his second consecutive game, totaling a career-high four stops against the Bulldogs ... added his first career interception, picking off a pass in Alabama territory and returning the ball nine yards.

BROWN'S CAREER STATISTICS

Year	Tackles					Fumbles						
	G-S	TT	UT	AT	TFL	QBH	Sacks	FF	FR	PBU	INT	
2014	13-2	10	7	3	1-6	1	0-0	0	0	1	0-0	
2015	13-0	16	12	4	1-5	0	0-0	1	0	2	0-0	
2016	6-2	11	5	6	0-0	0	0-0	0	0	0	1-9	
Total	32-4	37	24	13	2-11	1	0-0	1	0	3	1-9	

BROWN'S CAREER BESTS

Tackles 4 vs. Mississippi State, 2016
Tackles for Loss 1 vs. Florida, 2014
Yards Lost 6 vs. Florida, 2014
Forced Fumbles 1 vs. Florida, 2016
Pass Breakups 2 at Mississippi State, 2015
Quarterback Hurries 1 vs. Texas A&M, 2014
Interceptions 1 vs. Mississippi State, 2016



SHYHEIM CARTER
 DB
 Fr. • 6-0 • 190 • HS
 Kentwood, La./
 Kentwood


FRESHMAN (2016): One of the top defensive back recruits coming out of high school a year ago. **USC:** Saw time against the Trojans but did not record any stats. **Western Kentucky:** Entered late in the game on defense but did not come away with any tackles. **Ole Miss:** Played significant minutes as a reserve in the defensive secondary for the Crimson Tide ... registered five tackles, including four unassisted stops. **Kent State:** Played most of the second half in the Crimson Tide secondary but did not record any stats. **Mississippi State:** Entered in a reserve role in the Crimson Tide secondary ... made one tackle against the Bulldogs.

CARTER'S CAREER STATISTICS

Year	Tackles					Fumbles						
	G-S	TT	UT	AT	TFL	QBH	Sacks	FF	FR	PBU	INT	
2016	5-0	6	4	2	0-0	0	0-0	0	0	0	0-0	

CARTER'S CAREER BESTS

Tackles 5 at Ole Miss, 2016



JOSH CASHER
 OL
 R-So. • 6-1 • 284 • SQ
 Mobile, Ala./
 St. Paul's

SOPHOMORE (2016): Using his sophomore season in 2016 to develop a role along the interior of the Crimson Tide's offensive line ... saw his first action of the season at Arkansas but did not record any stats ... saw his most significant off the bench against Mississippi State at right guard. **Mississippi State:** Played 32 snaps at right guard against the Bulldogs ... recorded two knockdown blocks and helped the Crimson Tide amass 615 yards of total offense including 218 yards rushing.



RONNIE CLARK
 RB
 R-So. • 6-2 • 217 • SQ
 Calera, Ala./
 Calera

SOPHOMORE (2016): A talented athlete who has spent time at both safety and running back in 2014 before his season was cut short due to a torn Achilles ... has played in four career games, carrying the ball nine times for 34 yards, most recently at Mississippi State this season. **Mississippi State:** Rushed four times for 14 yards with a long rush of seven yards.



DAVID CORNWELL
 QB
 R-So. • 6-5 • 234 • SQ
 Norman, Okla./
 Norman North

SOPHOMORE (2016): A talented signal-caller who serves as one of the Tide's backups. **Kent State:** Entered late in the game for his first career action ... handed the ball off to run out the game clock. **Mississippi State:** Came off the bench late to take over the quarterback role near the end of the fourth quarter.



LESTER COTTON
 OL
 So. • 6-4 • 319 • 1L
 Tuscaloosa, Ala./
 Central

SOPHOMORE (2016): A talented sophomore who has gained valuable experience as both a starter and reserve in 2016 ... started the Crimson Tide's first two games at left guard and the last three games at right guard ... has come off the bench in four other games (Ole Miss, Kent State, Kentucky, Arkansas) ... his efforts have helped the Tide rank 15th nationally in scoring offense (40.1 ppg), 11th in rushing offense (259.3 ypg) and 30th in total offense (478.6 ypg) ... blocked for nine 100-yard rushing games — four from Damien Harris, three from Jalen Hurts and one each for Bo Scarbrough and Josh Jacobs. **USC:** Played 59 snaps at left guard with one knockdown block ... did not allow a pressure or a sack ... opened holes for 242 rushing yards, including 138 yards from sophomore running back Damien Harris. **Western Kentucky:** Started and provided time for Jalen Hurts and Blake Barnett to throw for 351 yards and two touchdowns ... did not allow a sack. **Kent State:** Came off the bench to play 25 snaps against the Golden Flashes, helping the Tide rush for 285 yards. **Arkansas:** Came in off the bench at right guard and helped open holes for 264 rushing yards while providing time for 253 yards through the air ... did not allow a sack or pressure and did not commit a penalty ... had a game-best two knockdown blocks ... helped Harris rush for 122 yards on 13 carries. **Tennessee:** Started at right guard and cleared a path for 409 yards rushing and 594 yards of total offense ... the 409 yards rushing was the most for an Alabama team since 1992 and the most against Tennessee since 1986 ... helped the Tide average 8.5 yards per attempt ... opened holes for two 100-yard rushers (Hurts 132, Scarbrough 109) ... had a team- and season-high six knockdown blocks and graded out at 82 percent. **Texas A&M:** Recorded six knockdown blocks ... opened holes for 287 yards on the ground and 451 yards of total offense ... helped Harris notch his fourth 100-yard game of the season as Alabama averaged 5.0 yards per carry ... did not commit a penalty. **LSU:** Started at right guard and did not allow a sack or a hurry while opening up holes for 216 rushing yards and 323 total yards ... helped Hurts rush for 114 yards and a TD.



RAEKWON DAVIS
DL
Fr. • 6-7 • 315 • HS
99
Meridian, Miss./Meridian

FRESHMAN (2016): A highly touted defensive line recruit from the state of Mississippi. **Western Kentucky:** Saw his first career action against the Hilltoppers but did not record any stats. **Ole Miss:** Entered on special teams but did not record any stats. **Kent State:** Played in his third consecutive game, recording his first career tackle against the Golden Flashes. **Tennessee:** Entered in a reserve role along the defensive line, totaling one stop against the Vols. **Mississippi State:** Recorded his first career sack (-8 yards), forcing a fumble on the quarterback stop.

DAVIS' CAREER STATISTICS

Year	Tackles						Fumbles				
	G-S	TT	UT	AT	TFL	QBH	Sacks	FF	FR	PBU	INT
2016	5-0	3	1	2	1-8	0	1-8	1	0	0	0-0

DAVIS' CAREER BESTS

Tackles 1 (three times); last vs. Mississippi State, 2016
Tackles for Loss 1.0 vs. Mississippi State, 2016
Yards Lost 8 vs. Mississippi State, 2016
Sacks 1 vs. Mississippi State, 2016
Yards Lost 8 vs. Mississippi State, 2016



GEHRIG DIETER
WR
Sr. • 6-3 • 207 • TR
11
South Bend, Ind./Washington/Bowling Green

SENIOR (2016): Transferred from Bowling Green after a standout final season with the Falcons ... plays a key role in one of the top receiving corps in the nation ... has nine catches for 185 yards and a touchdown to average a team-leading 20.5 yards per catch ... seven of his nine receptions have gone for a first down or a touchdown ... named to the Biletnikoff Award Preseason Watch List. **USC:** Hauled in one catch, a touchdown strike from 45 yards out, on his first night as a member of the Crimson Tide. **Western Kentucky:** Made his first career start as a member of the Crimson Tide ... caught a pair of passes for 56 yards with a long of 40. **Ole Miss:** Caught a pair of passes for 47 yards with a long of 30 ... helped block on the outside for the Crimson Tide's 334 yards rushing. **Kent State:** Recorded one catch for a gain of 10 yards and a first down in one half of play against the Golden Flashes. **Kentucky:** Registered one catch for 11 yards to go for a Crimson Tide first down. **Arkansas:** Caught one pass for six yards against the Razorbacks. **Tennessee:** Did not catch any passes but made his first career tackle on special teams. **Texas A&M:** Came off the

bench at wideout but did not record any stats. **LSU:** Returned to the starting lineup at wideout but did not catch any passes ... helped provide blocks on the outside for the Crimson Tide's 216 yards rushing. **Mississippi State:** Started the game at wideout, recording one catch for a gain of 10 yards against the Bulldogs.

DIETER'S STATISTICS (AT ALABAMA)

Year	Rushing						Receiving					
	G-S	Att	Yds	Avg.	TD	LP	Rec	Yds	Avg.	TD	LP	
2016	10-8	0	0	0.0	0	--	9	185	20.6	1	45	

DIETER'S CAREER BESTS (AT ALABAMA)

Receptions 2 (twice); last at Ole Miss, 2016
Receiving Yards 56 vs. Western Kentucky, 2016
Long Reception 45 vs. USC, 2016
Touchdowns 1 vs. USC, 2016
Tackles 1 at Tennessee, 2016



TREVON DIGGS
WR/DB
Fr. • 6-2 • 195 • HS
7
Gaithersburg, Md./Avalon School

FRESHMAN (2016): One of the top defensive back recruits coming out of Maryland ... a versatile athlete, has seen time on both offense and defense while returning kickoffs and punts ... returned seven kickoffs for 166 yards to average 23.7 yards per return with a long return of 41 ... also has four punt returns for 17 yards with a long of 13 ... totaled nine receptions for 78 yards and one touchdown to average 8.7 yards per catch with a long of 17 ... registered three tackles on the season as well. **USC:** Was part of the back line on return team to start the game, taking the Trojans' first kickoff for a return of 24 yards ... also saw time in the defensive secondary by game's end. **Western Kentucky:** Resumed kickoff return duties while seeing time at punt returner and on offense ... returned three kickoffs for 63 yards with a long of 24 ... brought back two punts for 15 yards with 13 being his longest ... caught his first career pass, a 14-yard reception from Jalen Hurts for a first down. **Ole Miss:** Returned three kickoffs for 79 yards with a season high of 41 yards on his second return of the day ... also saw time in the defensive secondary late in the game. **Kent State:** Registered a season-high three catches for 23 yards with a long reception of 17 ... did not return any kickoffs as the Golden Flashes lone kick of the day was a short one for a fair catch at the Alabama 29. **Kentucky:** Caught two passes for 14 yards with a long of nine ... also saw time on special teams against the Wildcats. **Arkansas:** Registered one tackle on kickoff coverage against the Razorbacks. **Tennessee:** Played on offense, defense and special teams ... finished with one reception for 13 yards while adding a tackle on kickoff coverage, his second stop of the season. **Texas A&M:** Saw time against the Aggies, recording one tackle on kickoff coverage. **LSU:** Earned the role of punt returner, replacing an injured Eddie Jackson ... fielded all punts but returned only one for a gain of one yard ... also saw time on offense, catching one pass for nine yards. **Mississippi State:**

Earned playing time on offense while resuming his role as punt returner ... caught one pass for five yards and his first career touchdown ... returned one punt for one yard as well.

DIGGS' CAREER STATISTICS

Year	Tackles						Fumbles					
	G-S	TT	UT	AT	TFL	QBH	Sacks	FF	FR	PBU	INT	
2016	10-0	3	1	2	0	0	0-0	0	0	0	0-0	

Year	Rushing						Receiving					
	G-S	Att	Yds	Avg.	TD	LP	Rec	Yds	Avg.	TD	LP	
2016	8-0	0	0	0.0	0	--	9	78	8.7	1	17	

KICKOFF RETURNS

Year	G	No.	Yards	Avg.	TD	LP
2016	6	7	166	23.7	0	41

PUNT RETURNS

Year	G	No.	Yards	Avg.	TD	LP
2016	8	4	17	4.2	0	13

DIGGS' CAREER BESTS

Tackles 1 (three times); last vs. Texas A&M, 2016
Receptions 3 vs. Kent State, 2016
Receiving Yards 23 vs. Kent State, 2016
Long Reception 17 vs. Kent State, 2016
Touchdowns 1 vs. Mississippi State, 2016
Kickoff Returns 3 (twice); last at Ole Miss, 2016
Kickoff Return Yards 79 at Ole Miss, 2016
Long Kickoff Return 41 at Ole Miss, 2016
Punt Returns 2 vs. Western Kentucky, 2016
Punt Return Yards 15 vs. Western Kentucky, 2016
Long Punt Return 13 vs. Western Kentucky, 2016



B.J. EMMONS
RB
Fr. • 6-0 • 206 • HS
21
Morganton, N.C./Freedom

FRESHMAN (2016): The top running back recruit nationally coming out of high school ... rushed 35 times for 173 yards and one score with a long play of 17 ... also registered two receptions for 20 yards with a 17-yard reception for his long ... totaled three tackles on kickoff coverage to tie for the team lead ... returned one kickoff for 26 yards on the season. **USC:** Earned playing time in the Crimson Tide backfield and also on special teams ... finished his time on offense with six rushes for 18 yards with a long of six yards ... added one tackle on kickoff return. **Western Kentucky:** Rushed six times for 41 yards with his first career touchdown ... had a long rush of 14 yards ... also added his second special teams tackle of the season on kickoff coverage. **Kent State:** Totaled career-highs with eight rushes for 51 yards ... had a career-long rush of 17 yards against the Golden Flashes ... hauled in his first catch of the season, going for 17 yards and a first down ... added his third tackle of the season on kickoff coverage. **Kentucky:** Registered three rushes for 16 yards with a long of eight ... also caught one pass for three yards against the Wildcats. **Arkansas:** Rushed three times for nine yards with a long rush of five against the Razorbacks. **Tennessee:** Rushed a season-high nine times for 38 yards with a long of 14 yards ... also saw his first time on kickoff return, taking one kick for 26 yards ... accounted for 64 all-purpose yards against the

Vols. **Texas A&M:** Played on special teams as a kick returner but did not register any stats.

EMMONS' CAREER STATISTICS

Year	Rushing						Receiving					
	G-S	Att	Yds	Avg	TD	LP	Rec	Yds	Avg	TD	LP	
2016	7-0	35	173	4.9	1	17	2	20	10.0	0	17	

KICKOFF RETURNS

Year	G	No.	Yards	Avg.	TD	LP
2016	2	1	26	26.0	0	26

EMMONS' CAREER BESTS

Rushes 9 at Tennessee, 2016
Yards 51 vs. Kent State, 2016
Long Rush 17 vs. Kent State, 2016
Touchdowns 1 vs. Western Kentucky, 2016
Receptions 1 (twice); last vs. Kentucky, 2016
Receiving Yards 17 vs. Kent State, 2016
Long Reception 17 vs. Kent State, 2016
Kickoff Returns 1 at Tennessee, 2016
Kickoff Return Yards 26 at Tennessee, 2016
Long Kickoff Return 26 at Tennessee, 2016



RASHAAN EVANS
 LB
 Jr. • 6-3 • 230 • 2L
 Auburn, Ala./ Auburn

32

JUNIOR (2016): Made the move to the inside during the fall after spending the previous two seasons on the outside ... has 31 total tackles with 2.5 sacks (-6 yards) and a forced fumble ... added five quarterback hurries and one pass breakup to his season totals ... named one of the UA coaches' special teams players of the week for his performance at Arkansas. **USC:** Was limited in practice during game week, forcing him into a limited role ... still managed to finish with a career-high four unassisted tackles by night's end. **Western Kentucky:** Entered after the first quarter and finished with three total tackles against the Hilltoppers ... helped limit the WKU ground attack to only 23 yards. **Ole Miss:** Finished with a pair of tackles against the Rebels ... played significant minutes at middle linebacker following the loss of Reuben Foster for the majority of the second half. **Kentucky:** Set a career high for tackles with five stops against the Wildcats, registering one sack (-3 yards) in the process ... pressured the quarterback once and forced the first fumble of his career ... the fumble was recovered by Ronnie Harrison and returned 55 yards for Alabama's second touchdown of the evening. **Arkansas:** Totaled a career-high seven tackles with half a sack (-2 yards) against the Razorbacks ... added a pair of quarterback pressures to help the Tide defense collect a season-high 12 quarterback hurries by game's end. **Tennessee:** Finished with two tackles against the Volunteers ... helped limit the high-powered UT offense to only 163 total yards. **Texas A&M:** Made one stop from his inside linebacker spot ... played a key role in helping to limit the Aggie offense to 278 total yards. **LSU:** Collected one tackle, sacking the Tiger quarterback for a loss of one yard to force a punt on the second offensive drive of the day ... saw significant playing time and helped limit

the Tigers to only 125 yards of total offense. **Mississippi State:** Tied for the team lead with six tackles against the Bulldogs ... added his first career pass breakup while totaling a career-high tying two quarterback hurries ... his pressure helped limit the MSU quarterback to a 61.15 quarterback rating.

EVANS' CAREER STATISTICS

Year	Tackles							Fumbles			
	G-S	TT	UT	AT	TFL	QBH	Sacks	FF	FR	PBU	INT
2014	13-0	15	11	4	2-11	3	1-10	0	0	0	0-0
2015	14-0	10	7	3	4-28	3	4-28	0	0	0	0-0
2016	9-0	31	20	11	2.5-6	5	2.5-6	1	0	1	0-0
Total	36-0	56	38	18	8.5-45	11	7.5-44	1	0	1	0-0

EVANS' CAREER BESTS

Tackles 7 at Arkansas, 2016
Sacks 2 vs. Clemson, 2015
Yards Lost 14 vs. Clemson, 2015
Quarterback Hurries . . . 2 (three times); last vs. Mississippi State, 2016
Tackles for Loss 2 vs. Clemson, 2015
Yards Lost 14 vs. Clemson, 2015
Forced Fumbles 1 vs. Kentucky, 2016
Pass Breakups 1 vs. Mississippi State, 2016



RAHEEM FALKINS
 WR
 R-Jr. • 6-4 • 202 • 2L
 New Orleans, La./ G.W. Carver

80

JUNIOR (2016): A lengthy receiver who returns after sitting out last season due to an injury that resulted in a medical redshirt ... has seen time in the first four games this season but has yet to record any stats.

FALKINS' CAREER STATISTICS

Year	Rushing						Receiving					
	G-S	Att	Yds	Avg	TD	LP	Rec	Yds	Avg	TD	LP	
2013	7-0	0	0	0.0	0	--	0	0	0.0	0	--	
2014	8-0	0	0	0.0	0	--	0	0	0.0	0	--	
2015	SAT OUT THE SEASON DUE TO INJURY											
2016	4-0	0	0	0.0	0	--	0	0	0.0	0	--	
Total	18-0	0	0	0.0	0	--	0	0	0.0	0	--	



MINKAH FITZPATRICK
 DB
 So. • 6-1 • 200 • 1L
 Old Bridge, N.J./ St. Peter's Prep

29

• **Candidate for first team All-America honors**
 • **Semifinalist for the Jim Thorpe Award**
 • **Midseason All-American by CBS and ESPN**
 • **Leads the team with four interceptions**
 • **Played cornerback and nickelback in first eight games before replacing Eddie Jackson at safety in week nine**
 • **Has 114 interception return yards, including an Alabama all-time record 100-yard return for a touchdown**

- **Sixth in the SEC averaging 1.0 passes defended per game**
- **Has four career TDs (3 INT, 1 punt block)**
- **Ranks second on the team with six pass breakups and is fourth in tackles with 45**
- **Added three tackles for loss, a forced fumble and 1.5 sacks**
- **Walter Camp, Thorpe Award and Bednarik Award National Player of the Week for his play at Arkansas**

SOPHOMORE (2016): Earned Freshman All-America honors a season ago and is working on first team All-America honors as a sophomore in 2016 ... semifinalist for the Jim Thorpe Award ... midseason All-American by CBS Sports and ESPN ... returned three interceptions for touchdowns during his career to tie the Alabama all-time mark for pick-sixes ... leads the team in interceptions (4), interception return yards (114), pass breakups (6) and is fourth in tackles (45), which leads the Tide secondary in stops ... his 27 solo stops ranks third on the team ... also added three tackles for loss (-15 yards) and 1.5 sacks (-13 yards) to go with a forced fumble ... selected as the Walter Camp Defensive and Bednarik Player of the Week as well as the Thorpe Defensive Back of the Week for his three-interception performance at Arkansas ... selected as SEC Defensive Player of the Week against Arkansas ... named by the UA coaching staff as one of its players of the week on special teams against USC and Western Kentucky and one of the staff's defensive players of the week against Kent State and at Arkansas. **USC:** Finished with six total tackles, including one on kickoff coverage, and a career-high tying two pass breakups by night's end ... helped limit the Trojan offense to only 130 yards through the air. **Western Kentucky:** Recorded five tackles with a pass breakup and a forced fumble ... caused the fumble on the opening kickoff, recording his second special teams tackle of the season ... helped limit the Hilltoppers to 216 yards through the air. **Ole Miss:** Registered six tackles, including half a tackle for a loss, against the Rebels ... exited the game early due to an injury, missing most of the second half. **Kent State:** Had a huge half of play, registering three tackles, including 1.5 sacks (-13 yards) ... the sacks were the first of his career ... helped limit the KSU passing game to only 84 yards through the air. **Kentucky:** Wrapped up his night with a pair of tackles against the Wildcats ... played a key role in limiting the UK offense to only 89 yards receiving. **Arkansas:** Collected a career-high three interceptions for 114 return yards with one pick going for six ... also had five tackles and a pair of pass breakups ... his 100-yard interception return for a score set the Alabama all-time record for longest pick-six and gave him the third interception return for a score of his career to tie the UA all-time career mark ... earned three National Defensive Player of the Week awards along with SEC honors. **Tennessee:** Totaled a season-high tying six stops ... played a key role in limiting the Volunteer passing game to only 131 yards through the air. **Texas A&M:** Made three solo tackles and helped the Crimson Tide limit No. 6 Texas A&M to just 278 yards of total offense. **LSU:** Picked off his fourth pass of the season in the fourth to help secure a 10-0 shutout ... had three tackles and his sixth pass breakup of the season ... helped limit LSU to just 92 yards passing and 125 total yards, including just 25 total yards in the second half. **Mississippi State:** Tied for the team lead in tackles with

six, including three solo stops ... added a tackle for loss (-2 yards) ... helped limit the MSU quarterback to a 61.15 quarterback rating.

FITZPATRICK'S CAREER STATISTICS

Year	Tackles					Fumbles						
	G-S	TT	UT	AT	TFL	QBH	Sacks	FF	FR	PBU	INT	
2015	14-10	45	30	15	3-18	1	2-17	0	0	11	2-88	
2016	10-10	45	27	18	3-15	0	1.5-13	1	0	6	4-114	
Total	24-10	90	57	33	6-33	1	3.5-30	1	0	17	6-202	

FITZPATRICK'S CAREER BESTS

- Tackles 7 vs. ULM, 2015
- Tackles for Loss 1.5 vs. Kent State, 2016
- Yards Lost13 vs. Kent State, 2016
- Sacks 1.5 vs. Kent State, 2016
- Yards Lost13 vs. Kent State, 2016
- Forced Fumbles 1 vs. Western Kentucky, 2016
- Pass Breakups 2 (four times); last at Arkansas, 2016
- Quarterback Hurries 1 at Auburn, 2015
- Interceptions 3 at Arkansas, 2016
- Return Yards114 at Arkansas, 2016
- Touchdowns 2 (interception returns); at Texas A&M 2015
- Blocked Punt 1 at Georgia, 2015



MILLER FORRISTALL
TE
Fr. • 6-5 • 225 • HS
Cartersville, Ga./
Cartersville


FRESHMAN (2016): A highly touted tight end recruit that enrolled early at Alabama ... has played in all nine games this season, starting the opener against USC for the first action of his collegiate career ... hauled in his first career pass at Arkansas, going for 32 yards ... added a huge reception at LSU, gaining 22 yards and a first down as part of the Tide's go-ahead scoring drive late in the game. **Mississippi State:** Hauled in a career-high three passes for 19 yards with a long reception of eight yards.

FORRISTALL'S CAREER STATISTICS

Year	G-S	Rec.	Yards	Avg.	TD	LP
2016	10-1	5	73	14.6	0	32

FORRISTALL'S CAREER BESTS

- Receptions 3 vs. Mississippi State, 2016
- Yards 32 at Arkansas, 2016
- Long Reception 32 at Arkansas, 2016



REUBEN FOSTER
LB
Sr. • 6-1 • 228 • 3L
Auburn, Ala./
Auburn

- **First team All-America candidate**
- **Finalist for the Nagurski Trophy**
- **Leading candidate and semifinalist for Butkus Award**
- **Top 20 nominee for the Lombardi Award**
- **Contender for Nagurski Trophy and the Bednarik and Lombardi Award**
- **Midseason All-American (CBS, ESPN, Sporting News, USA Today, Sports Illustrated, Fox Sports and Pro Football Focus)**
- **The top ranked linebacker by Pro Football Focus with a 91.6 overall rating**
- **Also rated the top linebacker against the run by PFF (91.6) and strong in pass coverage (86.9)**
- **Signal caller for a defense that ranks first nationally in rushing defense (68.8 ypg), second in total defense (259.5 ypg) and second in scoring defense (12.2 ppg)**
- **Leads the team with 70 tackles including 7.0 tackles for loss and 2.0 sacks**
- **Leads the team with 56 rushing tackles**
- **Added four quarterback hurries and two pass breakups**

SENIOR (2016): An instinctive linebacker who leads the Alabama linebacker group as a senior ... finalist for the Nagurski Trophy ... semifinalist for the Butkus Award and a top 20 nominee for the Lombardi Award ... selected to the Bednarik, Butkus, Nagurski and Lombardi Award Preseason Watch Lists ... midseason All-American by Sports Illustrated, Fox Sports, CBS Sports, Sporting News, USA Today, Pro Football Focus ... leads the Crimson Tide with 70 tackles, 35 of which are solo to lead the team ... 56 of his tackles have come against the rush to lead the team ... named as one of the UA coaching staff's defensive players of the week for his performances against USC, at Ole Miss, against Kentucky, at Tennessee, vs. Texas A&M and at LSU. **USC:** Delivered some huge hits as part of his four tackles, including one for a loss ... helped captain a defensive front seven that limited the Trojans to only 64 yards rushing. **Western Kentucky:** Registered a team-high six tackles, five of which were unassisted ... added one quarterback hurry ... helped limit the high-powered Hilltopper offense to only 239 yards. **Ole Miss:** Collected a career-high and team-leading 12 tackles against the Rebels ... seven of his stops came in the first half while he collected five in shortened action in the second half ... playing time was cut short due to cramping that forced him to miss part of the final two quarters. **Kent State:** Notched a team-leading seven stops against the Golden Flashes ... added half a tackle for a loss (-5 yards) ... helped limit the KSU offense to only 166 total yards. **Kentucky:** Finished with six stops against the Wildcats ... added one quarterback hurry ... played a key role in holding the Wildcat offense to only 161 total yards on the night.


Arkansas: Totaled two tackles, including one for a loss (-2 yards) along with a quarterback hurry and a pass breakup in limited playing time ... exited the game early with an injury, missing the entire second half. **Tennessee:** Wrapped up his afternoon in Knoxville with four tackles, including 1.5 for a loss (-11 yards) and one sack (-10 yards) ... also broke up a pass for his second straight game ... helped limit the Volunteer offense to only 163 total yards. **Texas A&M:** Matched his career high with 12 total tackles including eight solo stops ... helped limit the Aggies to just 278 total yards and held the SEC's top rushing offense to just 114 yards ... added half of a tackle for loss. **LSU:** Recorded a team-high 11 tackles with 1.5 tackles for loss (-6 yards) and half of a sack ... helped limit LSU to just 92 yards passing and 125 total yards, including just 25 total yards in the second half. **Mississippi State:** Tied for the team lead in tackles with six, including four solo stops ... added a tackle for loss and helped limit the Bulldogs to just 94 yards rushing.

FOSTER'S CAREER STATISTICS

Year	Tackles					Fumbles						
	G-S	TT	UT	AT	TFL	QBH	Sacks	FF	FR	PBU	INT	
2013	10-0	12	4	8	1-1	0	0-0	0	0	0	0-0	
2014	11-1	22	11	11	2-5	0	1-3	0	0	0	0-0	
2015	15-8	73	48	25	8-24	3	2-7	0	0	9	0-0	
2016	10-10	70	35	35	7-29	3	2-18	0	0	2	0-0	
Total	46-19	177	98	79	18-59	6	5-28	0	0	11	0-0	

FOSTER'S CAREER BESTS

- Tackles 12 (twice); last vs. Texas A&M, 2016
- Tackles for Loss 2 (twice); last vs. Florida, 2015
- Yards Lost 11 at Tennessee, 2016
- Sacks 1 (four times); last at Tennessee, 2016
- Yards Lost 10 at Tennessee, 2016
- Pass Breakups 2 (twice); last at Mississippi State, 2015
- Quarterback Hurries 2 at Mississippi State, 2015



ROBERT FOSTER
WR
R-Jr. • 6-2 • 191 • 2L
Monaca, Pa./
Central Valley

JUNIOR (2016): An explosive wide receiver who was the Tide's No. 1 option in 2015 before a shoulder injury ended his season in the third game ... returns from injury as part of one the nation's deepest receiving units. **USC:** Saw extensive playing time in his first game back since getting injured a year ago ... did not record any stats in the game against the Trojans. **Western Kentucky:** Caught his first three passes of the season for a total of 13 yards ... had a long reception of six yards ... also rushed one time for a loss of -5 yards. **Ole Miss:** Entered the game to help replace the injured ArDarius Stewart ... did not record any stats in his reserve role. **Kentucky:** Hauled in two catches for 42 yards, including a career-long reception of 27 yards. **Arkansas:** Earned playing time against the Razorbacks but did not record any stats. **Tennessee:** Saw time on offense and special teams ... made his first tackle of the season, stopping the UT returner on the opening kickoff. **Texas A&M:** Continued his play on special teams while also seeing time on


offense but did not record any stats. **Mississippi State:** Played against the Bulldogs on special teams and offense but did not record any stats.

FOSTER'S CAREER STATISTICS

Year	Rushing					Receiving					
	G-S	Att	Yds	Avg.	TD	LP	Rec	Yds	Avg.	TD	LP
2014	9-0	0	0	0.0	0	--	6	44	7.3	0	14
2015	3-3	0	0	0.0	0	--	10	116	11.6	2	22
2016	8-0	1	-5	0.0	0	--	5	55	11.0	0	27
Total	20-3	1	-5	0.0	0	--	21	215	10.2	2	27

FOSTER'S CAREER BESTS

Receptions . . . 4 (three times); last vs. Middle Tennessee, 2015
Receiving Yards 50 vs. Wisconsin, 2015
Long Reception 27 vs. Kentucky, 2016
Touchdowns 1 (twice); last vs. Middle Tennessee, 2015
Tackles 1 (three times); last at Tennessee, 2016



JOSHUA FRAZIER
 DL
 Jr. • 6-4 • 315 • 2L
 Springdale, Ark./
 Har-Ber
 69


JUNIOR (2016): One of the key reserves along the Crimson Tide defensive front ... has seen time in nine of the Tide's 10 games this season (USC, Ole Miss, Kent State, Kentucky, Arkansas, Tennessee, Texas A&M, LSU and Mississippi State), registering a career-high two tackles in Oxford while adding one stop apiece against the Aggies, at LSU and against Mississippi State.

FRAZIER'S CAREER STATISTICS

Year	Tackles					Fumbles					
	G-S	TT	UT	AT	TFL	QBH	Sacks	FF	FR	PBU	INT
2014	6-0	1	1	0	1-12	0	1-12	0	0	0	0-0
2015	6-0	4	1	3	0-0	0	0-0	0	0	0	0-0
2016	9-0	5	0	5	0-0	0	0-0	0	0	0	0-0
Total	21-0	10	2	8	1-12	0	1-12	0	0	0	0-0

FRAZIER'S CAREER BESTS

Tackles 2 at Ole Miss, 2016
Tackles for Loss 1 vs. Western Carolina, 2014
Yards Lost 12 vs. Western Carolina, 2014
Sacks 1 vs. Western Carolina, 2014
Yards Lost 12 vs. Western Carolina, 2014



DERRICK GORE
 RB
 R-So. • 5-11 • 212 • 1L
 Syracuse, N.Y./
 Millford Academy/Coffeyville C.C.
 27

REDSHIRT SOPHOMORE (2016): Arrived before the start of the 2015 season and provided needed depth and talent at running back, carrying six times in his first season on campus ... has 11 rushes for 52 yards to average 4.7 yards per carry this season ... also has one reception. **Western Kentucky:** Made his first appearance of the season, rushing once for a one-yard gain. **Ole**

Miss: Saw time on special teams, helping to block for Eddie Jackson's 85-yard punt return. **Kent State:** Registered career highs in rushes with six and yards (45) with a long rush of 20 against the Golden Flashes ... also had one reception for no gain. **Kentucky:** Continued his special teams duties, but did not record any stats. **Arkansas:** Played on special teams but did not record any stats. **Tennessee:** Resumed his duties on special teams but did not register any stats. **Texas A&M:** Saw time on special teams but did not record any stats. **LSU:** Played on special teams but did not collect any stats. **Mississippi State:** Totaled four rushes for six yards with a long rush of three against the Bulldogs ... also continued his play on special teams.

GORE'S CAREER STATISTICS

Year	Rushing					Receiving					
	G-S	Att	Yds	Avg	TD	LP	Rec	Yds	Avg	TD	LP
2015	7-0	6	15	2.5	0	8	0	0	0.0	0	--
2016	9-0	11	52	4.7	0	20	1	0	0.0	0	--
Total	16-0	17	67	3.9	0	20	1	0	0.0	0	--

GORE'S CAREER BESTS

Rushes 6 vs. Kent State, 2016
Yards 45 vs. Kent State, 2016
Long Rush 20 vs. Kent State, 2016
Receptions 1 vs. Kent State, 2016



BRANDON GREENE
 TE
 R-Sr. • 6-5 • 307 • 3L
 Ellenwood, Ga./
 Cedar Grove
 89

SENIOR (2016): Moved to strictly playing tight end after spending parts of the past few seasons split between offense and defense. **USC:** Hauled in one catch for five yards against the Trojans while helping block for the Crimson Tide's 242 yards rushing. **Western Kentucky:** Entered in the game as a blocking end on offense ... helped Alabama rush for 124 yards on the ground. **Ole Miss:** Saw time on both special teams and along the offensive front ... helped provide the blocks for the Crimson Tide's season-high 334 yards rushing. **Kent State:** Entered along the offensive front to help provide blocks for the Tide's 285 rushing yards on the day. **Kentucky:** Split time on offense and special teams but did not record any stats. **Arkansas:** Played on both special teams and along the offensive line but did not record any stats ... provided blocks for the Crimson Tide's 264 yards rushing against the Hogs. **Tennessee:** Saw time on offense and special teams, providing key blocks for the afternoon ... helped the Tide offense rush for a Saban-era high 438 yards on the ground. **Texas A&M:** Provided key blocks on offense and special teams ... blocked off the edge to help the Tide rush for 287 yards on the ground. **LSU:** Played on both special teams and offense, helping to block on the edge for the Tide's 216 yards rushing. **Mississippi State:** Saw time on special teams and offense ... provided blocks for the Tide's 218 yards rushing.

GREENE'S CAREER STATISTICS

Year	Rushing					Receiving					
	G-S	Att	Yds	Avg.	TD	LP	Rec	Yds	Avg.	TD	LP
2013	13-1	0	0	0	0	--	0	0	0	0	0
2014	11-1	0	0	0	0	--	1	24	24.0	0	24
2015	15-1	0	0	0	0	--	0	0	0	0	0
2016	10-0	0	0	0	0	--	1	5	5.0	0	5
Total	49-3	0	0	0	0	--	2	29	14.5	0	24

GREENE'S CAREER BESTS

Receptions 1 (twice); last vs. USC, 2016
Receiving Yards 24 at LSU, 2014
Long Reception 24 at LSU, 2014



ADAM GRIFFITH
 PK
 R-Sr. • 5-10 • 193 • 3L
 Calhoun, Ga./
 Calhoun
 99

SENIOR (2016): The Crimson Tide's primary place-kicker each of the last three years ... returned for his senior season looking to cement himself in the Alabama record books ... added to the Lou Groza Award Preseason Watch List, an honor that goes to the nation's top kicker ... leads the Tide with 91 points thanks to a perfect 49-of-49 on PATs and 14-of-20 on field goals thus far ... selected as one of the UA coaching staff's special teams players of the week for his performances against USC, Western Kentucky, at Ole Miss, against Kent State, Kentucky and at Arkansas and Tennessee, and against Mississippi State. **USC:** Made his lone field goal attempt from 29 yards out while going a perfect 7-for-7 on extra point attempts to tie his career high total ... averaged 63.1 yards per kick on kickoffs with four touchbacks ... accumulated 568 total yards on nine kickoffs, both career-high marks. **Western Kentucky:** Went 1-of-2 on field goal attempts, hitting from 36 yards out, while going 5-for-5 on PATs ... kicked off six times for 389 yards to average 64.8 yards per kickoff ... four of his six kickoffs went for a touchback. **Ole Miss:** Was a perfect 6-for-6 on extra-point attempts while hitting a pair of field goals from 30 and 32 yards out ... also had a season- and career-high tying nine kickoffs for a career-long 570 yards to average 63.3 ypk with touchbacks on seven of his nine boots. **Kent State:** Perfect on all kicking attempts, nailing field goals of 28 and a season-long 48 yards while adding four extra point scores ... kicked off six times for 382 yards to average 63.7 yards per kick with three touchbacks. **Kentucky:** Went 2-of-3 on field goals, hitting from 44 and later 24 yards out ... added four extra points in as many chances ... kicked off seven times for 449 yards to average 64.1 yards per boot with four touchbacks. **Arkansas:** Totaled a season-high and career-high tying seven extra points on as many attempts but did not attempt a field goal ... booted eight kickoffs for 489 yards to average 61.1 yards per kick with four going for a touchback. **Tennessee:** Tied his career high mark for PATs made in the second consecutive week and third time this season, going a perfect 7-of-7 on his point-after tries ... kicked off eight times for 506 yards to average 63.2 yards per kick with

four touchbacks on the afternoon. **Texas A&M:** Notched three PATs in as many attempts while adding two field goals from 32 and 28 yards out ... finished with seven kickoffs for 449 yards to average 64.1 yards per kick with two touchbacks against the Aggies. **LSU:** Finished 1-of-1 on his lone extra-point attempt while adding one field goal in two tries ... kicked off three times for 189 total yards to average 63.0 yards per boot with two touchbacks. **Mississippi State:** Finished with a season-high 14 points against the Bulldogs ... went perfect on the day, hitting all three field goal attempts and adding five PATs in as many tries ... hit from 30, 28 and 39 yards on his field goals ... kicked off eight times for 514 yards to average 64.2 yards per kick while registering four touchbacks.

GRIFFITH'S CAREER STATISTICS

Year	G-S	Extra Points		Field Goals			Pts.
		XP-A	Pct.	FG-A	Pct.	Long	
2013	8-0	5-5	100.0	1-3	33.3	20	8
2014	13-12	53-54	98.1	12-19	63.2	47	89
2015	15-15	62-62	100.0	23-32	71.9	55	131
2016	10-10	49-49	100.0	14-20	70.0	48	91
Total	46-37	169-170	99.4	50-74	67.6	55	319

FG BREAKDOWN


	1-19	20-29	30-39	40-49	50+
2013	0-0	1-1	0-1	0-0	0-1
2014	0-0	5-6	3-5	4-7	0-1
2015	0-0	10-13	6-8	5-9	2-2
2016	0-0	6-7	6-8	2-5	0-0
Total	0-0	22-27	15-22	11-21	2-4

KICKOFFS

	No.	Yards	Avg.	TB	OB
2013	14	885	63.2	4	0
2014	69	4,240	61.4	20	2
2015	100	6,322	63.2	55	1
2016	71	4,505	63.5	38	1
Total	254	15,952	62.8	117	4

GRIFFITH'S CAREER BESTS

Field Goals Made 5 at Auburn, 2015
Field Goal Attempts 5 at Auburn, 2015
Long Field Goal 55 vs. LSU, 2015
PAT Made 7 (six times); last at Tennessee, 2016
PAT Attempts 7 (six times); last at Tennessee, 2016
Points 17 at Auburn, 2015
Kickoffs 9 (twice); last at Ole Miss, 2016
Yards 570 at Ole Miss, 2016
Average 65.0 (six times); last vs. Florida, 2015



TERRELL HALL
 LB
 Fr. • 6-5 • 247 • HS
 Washington, D.C./
 St. John's

FRESHMAN (2016): One of the top defensive ends in the latest recruiting cycle ... a large pass-rusher off the edge for the Crimson Tide. **USC:** Saw playing time in the second half against the Trojans but did not record any stats. **Kent State:** Earned playing time against the Golden Flashes, recording the first two tackles of his collegiate career. **Arkansas:** Tied his career high with two tackles against the Razorbacks ... added his first career sack (-9 yards). **Tennessee:** Saw playing time in a second consecutive game but did not record any stats. **Texas A&M:** Matched his career high with two tackles against the Aggies.

LSU: Entered off the bench against the Tigers but did not record any stats. **Mississippi State:** Totaled a season-high tying two tackles against the Bulldogs.

HALL'S CAREER STATISTICS

Year	Tackles					Fumbles					
	G-S	TT	UT	AT	TFL	QBH	Sacks	FF	FR	PBU	INT
2016	7-0	8	6	2	1-9	0	1-9	0	0	0	0-0

HALL'S CAREER BESTS

Tackles 2 (four times); last vs. Mississippi State, 2016
Tackles for Loss 1 at Arkansas, 2016
Yards Lost 9 at Arkansas, 2016
Sacks 1 at Arkansas, 2016
Yards Lost 9 at Arkansas, 2016



SHAUN DION HAMILTON
 LB
 Jr. • 6-0 • 232 • 2L
 Montgomery, Ala./
 Carver

JUNIOR (2016): Slotted into one of the starting middle linebacker roles following the conclusion of camp in the fall ... ranks second on the team in tackles with 50, including 8.5 tackles for a loss (-32 yards) ... added two sacks (-17 yards) ... a key run stopper from his middle linebacker spot, has collected 34 of his stops against the rush ... named one of the UA coaching staff's defensive players of the week for his performances against Kentucky and at Arkansas. **USC:** Finished the season opener with five tackles, including a career-high two for a loss (-5 yards) ... helped limit the Trojan rushing attack to only 64 yards on the ground. **Western Kentucky:** Collected four tackles by day's end ... helped limit the high-powered WKU offense to 239 yards, including 23 on the ground. **Ole Miss:** Registered a career-high seven tackles, including two for a loss (-10 yards) ... also had one sack (-8 yards), the first of his career. **Kent State:** Notched one tackle in one half of play against the Golden Flashes ... helped limit the KSU offense to only 166 yards. **Kentucky:** Set a then career-high total for tackles with eight stops against the Wildcats ... helped limit the UK offense to only 161 yards. **Arkansas:** Topped his career high in tackles for the second consecutive week, finishing with nine stops against the Razorbacks ... had 1.5 tackles for a loss (-10 yards) and one sack (-9 yards) ... added his first career forced fumble. **Tennessee:** Tied his career-high mark with two tackles for a loss (-7 yards) as part of his six-tackle day in Knoxville ... led a defensive unit that limited the Volunteer offense to only 163 total yards. **Texas A&M:** Came off the bench for the Tide but did not record any tackles ... helped limit the Aggie offense to only 278 yards by day's end. **LSU:** Returned to his starting role, making seven stops to rank third on the team ... added a pair of half tackles for loss, stopping Leonard Fournette in the Tiger backfield on two occasions ... helped limit the LSU offense to only 125 yards of total offense, including 33 yards rushing on 27 attempts. **Mississippi State:** Recorded three tackles while adding his first quarterback hurry and pass breakup of the season ... helped limit

the Bulldog rushing attack to only 94 yards.

HAMILTON'S CAREER STATISTICS

Year	Tackles					Fumbles					
	G-S	TT	UT	AT	TFL	QBH	Sacks	FF	FR	PBU	INT
2014	14-0	3	0	3	0-0	0	0-0	0	0	0	0-0
2015	15-5	27	14	13	1.5-3	1	0-0	0	0	0	1-0-0
2016	10-9	50	27	23	8.5-32	1	2-17	1	0	1	0-0
Total	39-14	80	41	39	10-35	2	2-17	1	0	2	0-0

HAMILTON'S CAREER BESTS

Tackles 9 at Arkansas, 2016
Tackles for Loss 2 (three times); last at Tennessee, 2016
Yards Lost 10 (twice); last at Arkansas, 2016
Sacks 1 (twice); last at Arkansas, 2016
Yards Lost 9 at Arkansas, 2016
Quarterback Hurries 1 (twice); last vs. Mississippi State, 2016
Pass Breakups 1 (twice); last vs. Mississippi State, 2016
Forced Fumbles 1 at Arkansas, 2016



DA'SHAWN HAND
 DL
 Jr. • 6-4 • 278 • 2L
 Woodbridge, Va./
 Woodbridge

JUNIOR (2016): One of the keys to the Crimson Tide's vaunted defensive front ... totaled 16 tackles on the season with three for a loss (-11 yards) and two sacks (-7 yards) ... added four quarterback hurries and one forced fumble ... selected to the Lombardi Award Preseason Watch List, given annually to the nation's top lineman. **USC:** Saw time as one of the first reserves to enter the contest with the Trojans but did not record any stats. **Western Kentucky:** Provided a threat off the edge against the Hilltoppers but did not produce any stats. **Ole Miss:** Helped provide depth on a hot day that required rotation along the defensive front ... recorded his first two tackles of the season, both coming on rush plays. **Kent State:** Registered one tackle and his first quarterback hurry of the season ... helped limit the Golden Flashes to only 166 yards of total offense. **Kentucky:** Finished with a season-high four tackles, including one tackle for loss (-4 yards) in a reserve role ... played a key role in pressuring the Wildcat quarterback into 13-of-22 passing and only 89 yards through the air. **Arkansas:** Totaled one tackle against the Hogs, recording his first sack of the season and forcing an Arkansas fumble in the process ... the fumble was scooped up by Tim Williams and returned 23 yards for an Alabama touchdown, the Tide's first of two non-offensive scores on the night. **Tennessee:** Tied his season-high mark with four tackles against the Volunteers. **Texas A&M:** Took advantage of his time on the line, registering one sack (-3 yards) and a career-high two quarterback hurries against the Aggies. **LSU:** Came off the bench to help provide pressure off the edge but did not record any stats. **Mississippi State:** Recorded three stops against the Bulldogs while adding one quarterback pressure.

HAND'S CAREER STATISTICS

Year	Tackles						Fumbles					
	G-S	TT	UT	AT	TFL	QBH	Sacks	FF	FR	PBU	INT	
2014	9-0	7	4	3	2-10	0	2-10	0	0	0	0-0	
2015	15-0	16	7	9	6.5-17	2	3-10	0	0	0	0-0	
2016	10-0	16	8	8	3-11	4	2-7	1	0	0	0-0	
Total	34-0	39	19	20	11.5-38	6	7-27	1	0	0	0-0	

HAND'S CAREER BESTS

Tackles 5 vs. ULM, 2015
 Tackles for Loss 2 vs. Clemson, 2015
 Yards Lost 9 at Tennessee, 2014
 Sacks 1.5 vs. ULM, 2015
 Yards Lost 9 at Tennessee, 2014
 Quarterback Hurries 2 vs. Texas A&M, 2016
 Forced Fumbles 1 at Arkansas, 2016



DAMIEN HARRIS
 RB
 So. • 5-11 • 214 • 1L
 Richmond, Ky./
 Madison Southern

34

SOPHOMORE (2016): Earned the role as the Tide's primary tailback following the departure of Heisman Trophy winner Derrick Henry ... selected to the Doak Walker Award Preseason Watch List ... rushed 102 times for a team-leading 759 yards ... ranks sixth nationally with a 7.4 yards per carry average ... has been even better against ranked teams, gaining 676 yards in those six games for an average of 112.7 ypg ... 34 of his rushes on the season have gone for a first down or a touchdown ... has 17 explosive rushes of 12 yards or more ... improves as the game wears on, rushing 36 times for 306 yards and a score in the second halves of games this season to average 8.5 ypc ... has 71 rushes for 482 yards in the first half of his games (6.8 ypc) ... named one of the UA coaching staff's offensive players of the week for his performance against USC, Ole Miss and Texas A&M. **USC:** Had a breakout game against the Trojans, using nine carries to rush for ... had long rushes of 46 and 73 yards ... four of his nine rushing attempts went for a first down. **Western Kentucky:** Rushed 11 times for 45 yards with a long of 11 ... also added two catches for 14 total yards. **Ole Miss:** Put together the best game of his career, rushing a career-high 16 times for a career-long 144 total yards and a score while catching a pair of passes ... seven of his rushes went for a first down or a touchdown against the Rebels ... broke out in the second half, accumulating 115 yards on 10 carries with a touchdown in the second half compared to only six rushes for 29 yards in the first half. **Kent State:** Totaled 18 yards on four carries with a long of nine in limited action ... exited the game in the first quarter after suffering a lower leg injury. **Kentucky:** Returned from injury, but saw limited playing time ... rushed just twice for 11 yards while catching one pass for a gain of six against his home state. **Arkansas:** Registered his third 100-plus yard game of his career, going for 122 yards on 13 carries to average 9.4 yards per tote with a long of 57 ... also caught a pair of passes for a career-high 60 yards with a long reception of 56 yards ... accounted for a career-


leading 182 yards of total offense against the Razorbacks. **Tennessee:** Rushed 14 times for 94 yards, falling just short of the century mark ... added one catch to his totals ... had a huge first half, rushing 11 times for 77 yards (7.7 ypc) ... five of his rushes went for a first down and five runs went for 12-plus yards with a long of 18. **Texas A&M:** Gained 125 yards on a career-high 18 carries as the Crimson Tide defeated the No. 6 Aggies ... nine of his 18 carries resulted in a first down with three runs of 16 yards or more. **LSU:** Rushed 12 times for 53 total yards with a long rush of 13 against the Tigers ... averaged 4.4 yards per tote ... also caught one pass. **Mississippi State:** Started but saw limited playing time once the Tide built a significant lead ... rushed three times for nine yards with a long of four ... added one reception for 11 yards.

HARRIS' CAREER STATISTICS

Year	Rushing					Receiving					
	G-S	Att	Yds	Avg	TD	LP	Rec	Yds	Avg	TD	LP
2015	12-0	46	157	3.4	1	41	4	13	3.2	0	8
2016	10-8	102	759	7.4	1	73	10	83	8.3	1	56
Total	22-8	148	916	6.2	2	73	14	96	6.9	1	56

HARRIS' CAREER BESTS

Rushes 18 vs. Texas A&M, 2016
 Yards 144 at Ole Miss, 2016
 Touchdowns 1 (twice); last at Ole Miss, 2016
 Long Rush 73 vs. USC, 2016
 Receptions 2 (three times); last at Arkansas, 2016
 Yards 60 at Arkansas, 2016
 Long Reception 56 at Arkansas, 2016
 Kickoff Returns 4 at Texas A&M, 2015
 Kickoff Return Yards ... 61 (twice); last at Texas A&M, 2015
 Long Kickoff Return 30 at Auburn, 2015



TRUETT HARRIS
 TE
 Sr. • 6-3 • 235 • SQ
 Brentwood, Tenn./
 Brentwood

86

SENIOR (2016): A walk-on who returns for his senior season with the Tide ... has seen time this season against USC and Kent State.



RONNIE HARRISON
 DB
 So. • 6-3 • 216 • 1L
 Tallahassee, Fla./
 FSU University School

15

SOPHOMORE (2016): Entered his sophomore season as a starter in the Tide's secondary after a standout freshman campaign a season ago ... has 46 tackles to rank third on the team with two interceptions - one of which went for six - two fumble recoveries, including one that was returned for a 55-yard score, and two quarterback hurries ... also has 1.5 tackles for loss (-8 yards), five pass breakups and a pair of


quarterback hurries ... blocked one field goal on the season ... tied for the team lead with five tackles on kickoff coverage ... named one of the UA coaching staff's defensive players of the week for his performances against Western Kentucky, Kent State and at Tennessee. **USC:** Started at free safety against the Trojans but did not record any stats ... helped limit the SC passing attack to only 130 yards through the air and just six total points. **Western Kentucky:** Picked off his first pass of the season for six yards, one of the Crimson Tide's two interceptions on the afternoon ... registered three tackles and a quarterback hurry to go with his pick. **Ole Miss:** Totaled a career-high tying four tackles against the Rebels ... three of his tackles were unassisted. **Kent State:** Finished one half of play with three tackles and a fumble recovery ... picked up the Golden Flashes' fumble to stop KSU's first drive of the second quarter. **Kentucky:** Put together a career day against the Wildcats ... finished with a career-high seven tackles while adding one fumble recovery ... took the fumble 55 yards for a score to give Alabama a 17-3 lead entering halftime. **Arkansas:** Set a career-high mark for tackles with eight on the night ... broke up one pass while registering one quarterback hurry as part of the Tide's season-high 12 quarterback pressures on the night in Fayetteville. **Tennessee:** Led the Tide with seven tackles against the Volunteers ... had two pass breakups and intercepted his second pass of the season which he returned 58 yards for a touchdown ... helped limit the UT offense to 131 yards through the air and 163 total yards by day's end. **Texas A&M:** Made six tackles with four solo stops ... added his first tackle for loss (-6 yards) of the season and helped limit the No. 6 Aggies to just 278 total yards. **LSU:** Played a key role in shutting out the Tigers ... blocked LSU's field goal attempt in the first quarter to keep the score even at 0-0 ... finished with four total tackles, including half a stop for a loss (-4 yards) and one pass breakup from his free safety spot. **Mississippi State:** Totaled five tackles with one pass breakup against the Bulldogs ... made one tackle on kickoff coverage.

HARRISON'S CAREER STATISTICS

Year	Tackles						Fumbles					
	G-S	TT	UT	AT	TFL	QBH	Sacks	FF	FR	PBU	Int	
2015	15-1	17	11	6	1-5	1	1-5	1	0-0	6	2-41	
2016	10-10	49	30	19	1.5-8	2	0-0	0	2-55	5	2-64	
Total	25-11	66	41	25	2.5-13	3	1-5	1	2-55	11	4-105	

HARRISON'S CAREER BESTS

Tackles 8 at Arkansas, 2016
 Sacks 1 at Texas A&M, 2015
 Yards Lost 5 at Texas A&M, 2015
 Tackles for Loss 1 (twice); last vs. Texas A&M, 2016
 Yards Lost 5 (twice); last vs. Texas A&M, 2016
 Interceptions 1 (four times); last at Tennessee, 2016
 Touchdowns 1 (twice); last at Tennessee, 2016
 Forced Fumbles 1 vs. Charleston Southern, 2015
 Fumble Recoveries 1 (twice); last vs. Kentucky, 2016
 Yards55 vs. Kentucky, 2016
 Pass Breakups 2 at Tennessee, 2016
 Quarterback Hurries .1 (three times); last at Arkansas, 2016
 Blocked Field Goal 1 at LSU, 2016
 Blocked Punt 1 vs. Middle Tennessee, 2015



J.C. HASSENAUER
OL
Jr. • 6-2 • 297 • 2L
63
Woodbury, Minn./
East Ridge

JUNIOR (2016): The Crimson Tide's backup center in 2016 ... has played seven games for the Tide in 2016 and in 14 career contests.



HALE HENTGES
TE
So. • 6-5 • 256 • 1L
84
Jefferson City, Mo./
Helias

SOPHOMORE (2016): Saw time in 14 games as a freshman and returns for his second season after gaining valuable experience a year ago ... primarily a blocking tight end, has hauled in three catches for 10 yards this season while seeing action in all 10 contests. **USC:** Saw time against the Trojans but did not record any stats ... helped provide the blocks for the Tide's 242 yards on the ground. **Western Kentucky:** Earned the start at tight end, finishing with one reception for six yards ... also helped block for the Tide's 124 yards rushing. **Ole Miss:** Made his second start of the season, catching one pass for three yards ... also helped block for a Tide season-high 334 rushing yards. **Kent State:** Caught one pass for a one-yard gain against the Golden Flashes ... was his third consecutive game with a reception after hauling in only one pass a season ago. **Kentucky:** Entered in a reserve role but did not record any stats ... helped block for the Crimson Tide's 173 yards on the ground, including Joshua Jacobs' career-high 100 yards. **Arkansas:** Saw time in a reserve role at tight end but did not record any stats ... helped block for the Crimson Tide's 264 yards rushing. **Tennessee:** Made his third start of the season as the Crimson Tide came out in a double-tight end set to start on offense ... did not record any catches but helped block for the Tide's season-high and Saban-era high 438 yards rushing. **Texas A&M:** Played along the offensive line but did not record any stats ... provided blocks to allow the Tide to rush for 287 yards against the Aggies. **LSU:** Came off the bench to provide blocks for the Tide's 216 yards rushing. **Mississippi State:** Entered off the bench to help the Tide rush for 218 yards on the ground.

HENTGES' CAREER STATISTICS

Year	Rushing					Receiving					
	G-S	Att	Yds	Avg.	TD	LP	Rec	Yds	Avg.	TD	LP
2015	14-2	0	0	0.0	0	0	1	5	5.0	0	5
2016	10-3	0	0	0.0	0	0	3	10	3.3	0	6
Total	24-5	0	0	0.0	0	0	4	15	3.8	0	6

HENTGES' CAREER BESTS

Receptions 1 (four times); last vs. Kent State, 2016
 Receiving Yards 6 vs. Western Kentucky, 2016
 Long Reception 6 vs. Western Kentucky, 2016



KEITH HOLCOMBE
LB
R-So. • 6-4 • 227 • 1L
42
Tuscaloosa, Ala./
Hillcrest


SOPHOMORE (2016): A talented athlete who is a stalwart on special teams ... has 19 total tackles, including a team-high six stops on special teams ... also plays for the Crimson Tide baseball team in the spring ... selected as one the UA coaching staff's special teams players of the week for his performances against Western Kentucky, at Ole Miss, and against Texas A&M and Mississippi State and one of the defensive players of the week after the Kent State contest. **USC:** Tied for second on the team in tackles with a career-high five, including one for a loss of a yard ... also broke up one pass from the middle linebacker spot. **Western Kentucky:** Saw time on defense and special teams ... had one tackle on punt coverage while adding another stop from his linebacker position. **Ole Miss:** Registered one tackle on special teams, helping stop the Rebel kickoff returner after only 10 yards. **Kent State:** Finished his afternoon with a career-high six tackles in one half of play to earn defensive player of the week honors from the Crimson Tide coaching staff. **Kentucky:** Saw time on special teams but did not record any stats. **Arkansas:** Limited on the field due to an injury and did not record any stats against the Hogs. **Tennessee:** Recorded three tackles, with two coming on the defensive side of the ball ... added one stop on punt coverage, his team-leading third of the season. **Texas A&M:** Earned special teams player of the week from the coaching staff after helping to limit the Aggie return game ... did not finish with any tackles. **LSU:** Saw time on special teams but did not record any stats ... helped a Crimson Tide unit that limited the Tigers to only 16 yards on punt returns and 27 yards on kickoffs. **Mississippi State:** Made two stops on kickoff coverage against the Bulldogs.

HOLCOMBE'S CAREER STATISTICS

Year	Tackles							Fumbles				
	G-S	TT	UT	AT	TFL	QBH	Sacks	FF	FR	PBU	INT	
2015	15-0	9	6	3	0-0	0	0-0	0	0	1	0-0	
2016	10-0	19	11	8	1-1	0	0-0	0	0	1	0-0	
Total	25-0	28	17	11	1-1	0	0-0	0	0	1	0-0	

HOLCOMBE'S CAREER BESTS

Tackles 6 vs. Kent State, 2016
 Tackles for Loss 1 vs. USC, 2016
 Yards Lost 1 vs. USC, 2016
 Pass Breakups 1 (twice); last vs. USC, 2016
 Blocked Punt 1 vs. Florida, 2015



O.J. HOWARD
TE
Sr. • 6-6 • 242 • 3L
88
Prattville, Ala./
Autauga Academy

- Candidate for All-America honors
- Semifinalist for the Mackey Award that goes to the nation's best tight end
- Caught 29 passes for 352 yards
- Has two receiving touchdowns
- Vastly improved blocking tight end, helping the Crimson Tide rank 12th nationally and second in the SEC in rushing (255.2 ypg)
- Averaging 12.1 yards per catch
- 16 catches have been for first downs or touchdowns and 10 have been explosive plays of 15 yards or more
- Finalist for the Senior CLASS Award
- Three-time Alabama Offensive Player of the Week

SENIOR (2016): Provides an athletic threat at tight end and presents a tough matchup for opposing defenses ... finalist for the Senior CLASS Award ... selected as the MVP of the 2015 College Football Playoff National Championship Game thanks to his five catches for a career-high 208 yards and two touchdowns against Clemson ... selected to the Mackey Preseason and Midseason Watch Lists and was recently named a semifinalist ... tabbed to the Maxwell, Wuerffel and Lombardi Award Preseason Watch Lists while also being selected as an Allstate/AFCA Good Works Team nominee ... has 29 receptions for 352 yards and two touchdowns ... averages 12.1 yards per catch, a total that ranks third on the team ... 10 of his receptions have been explosive with 16 catches going for a first down or a touchdown ... chosen as one of the UA coaching staff's offensive players of the week for his games against Western Kentucky, Kent State and Mississippi State. **USC:** Finished second on the team in receptions with three for 39 yards ... had a long catch of 40 yards on a laser from Blake Barnett late in the third quarter ... also provided blocks for the Alabama backs to accumulate 242 yards on the ground. **Western Kentucky:** Caught a pair of passes for 29 yards with a long of 20 ... helped provide blocks on the edge to allow for the Tide's 124 yards rushing. **Ole Miss:** Reeled in two passes for 24 yards against the Rebels ... had a long reception of 16 yards in the game ... helped provide the blocks for the Crimson Tide rushing attack to pile up a season-high 334 yards on the ground. **Kent State:** Finished his half of play with three catches for a season-long 60 yards including his first touchdown reception of the season ... the score came on a 34-yard strike from Blake Barnett, his long reception for the day. **Kentucky:** Tallied a pair of catches for 13 yards with a long of 12 against the Wildcats. **Arkansas:** Caught one pass for 21 yards and a first down against the Razorbacks. **Tennessee:** Started at tight end, catching one pass for 23 yards ... fought for extra yards after keeping himself up with one arm before being tackled just inches short of the

goal line ... provided key blocks for the Tide's season-leading and Saban-era high 438 yards rushing. **Texas A&M:** Caught a career-high eight passes for 69 yards and a touchdown ... hauled in a long catch of 21 yards and picked up three first downs. **LSU:** Did an excellent job blocking on the edge against the Tigers as the Tide rushed for 216 yards and a touchdown ... caught one pass. **Mississippi State:** Five of his six catches went for a first down ... finished with six grabs for 77 yards, with a long play of 30 yards ... earned Offensive Player of the Week honors from the Crimson Tide coaching staff.

HOWARD'S CAREER STATISTICS

Year	G-S	Rec.	Yards	Avg.	TD	LP
2013	13-6	14	269	19.2	2	52
2014	14-3	17	260	15.3	0	53
2015	15-15	38	602	15.8	2	63
2016	10-8	29	352	12.1	2	40
Total	52-32	98	1,483	15.1	6	63

HOWARD'S CAREER BESTS

Receptions..... 8 vs. Texas A&M, 2016
 Yards 208 vs. Clemson, 2015
 Long Reception..... 63 vs. Clemson, 2015
 Touchdowns..... 2 vs. Clemson, 2015



MARLON HUMPHREY
 DB
 R-So. • 6-1 • 198 • 1L
 Hoover, Ala./
 Hoover

26

- One of the top cover cornerbacks in college football
- Candidate for first team All-America honors
- Has two interceptions and four pass breakups to go along with 29 tackles
- Allowed just 26 catches in 10 games this season (2.6 per game)
- Recorded two tackles for loss and forced one fumble
- Anchor of a secondary that is second in the SEC and ninth nationally in pass efficiency defense and third in passing yards allowed
- Helps lead a defense that is tops nationally in rush defense and ranks second in scoring defense and total defense

SOPHOMORE (2016): Coming off of a Freshman All-America season ... had the first of the Tide's four pick-sixes on the season, taking an interception back for a score in the season opener against USC ... started every game this season and all 25 during his career ... only allowed 26 completions this season an average of 2.6 per game ... has two interceptions (18 return yards), one forced fumble and four pass breakups to go with his 29 tackles, including two for a loss (-5 yards) ... named as one of the UA coaching staff's defensive players of the week following his performances against USC, Western Kentucky and Texas A&M. **USC:** Had a pick-six, the first of his career, from 18 yards out to highlight his night ... also added two tackles, including one for a loss (-3 yards). **Western Kentucky:** Forced a fumble, broke up a pass and recorded two total tackles against

the Hilltoppers. **Ole Miss:** Collected a season-high five tackles, including four solo stops ... also added a pair of pass breakups to tie his career-high mark. **Kent State:** Totaled one tackle in the first half before the entire defense exited in the second half ... helped limit the Golden Flashes' offense to only 84 yards through the air. **Kentucky:** Registered three tackles against the Wildcats ... helped limit the UK offense to only 89 yards passing on the night. **Arkansas:** Wrapped up his day in Fayetteville with three tackles against the Razorbacks. **Tennessee:** Finished with one tackle on the day as the Vols did not look his way often ... helped limit the UT aerial attack to 131 yards passing. **Texas A&M:** Picked off his second pass of the season one play after the Crimson Tide turned the ball over ... finished with three solo tackles and a pass breakup in a 33-14 victory over the No. 6 Aggies. **LSU:** Set a career-high mark for tackles with eight in Baton Rouge ... his eight stops ranked second on the team ... made one stop on special teams while adding one tackle against the run ... helped limit the Tigers passing attack to only 92 yards through the air. **Mississippi State:** Made one tackle and only allowed one pass to be completed all game ... helped limit the Bulldogs quarterback to a 61.15 passer rating.

HUMPHREY'S CAREER STATISTICS

Year	Tackles							Fumbles				
	G-S	TT	UT	AT	TFL	QBH	Sacks	FF	FR	PBU	INT.	
2015	15-15	45	35	10	3.5-16	0	0-0	2	0	8	3-28	
2016	10-10	29	22	7	2-5	0	0-0	1	0	4	2-18	
Total	25-25	74	57	17	5.5-21	0	0-0	3	0	12	5-46	

HUMPHREY'S CAREER BESTS

Tackles..... 8 at LSU, 2016
 Tackles for Loss..... 2 vs. ULM, 2015
 Yards Lost 11 vs. ULM, 2015
 Forced Fumbles. 1 (three times); last vs. Western Kentucky, 2016
 Interceptions..... 1 (five times); last vs. Texas A&M, 2016
 Touchdowns..... 1 vs. USC, 2016
 Pass Breakups..... 2 (three times); last at Ole Miss, 2016



JALEN HURTS
 QB
 Fr. • 6-2 • 209 • HS
 Channelview, Texas/
 Channelview

2

- True freshman quarterback who has started nine games as a rookie for No. 1 Alabama
- Semifinalist for the Walter Camp National Player of the Year
- Semifinalist for the Davey O'Brien Award
- Watch list for the Manning Award
- First true freshman to start at QB for Nick Saban and first to start at Alabama since 1984
- Currently first in Alabama history in total offensive yards per game (276.7)
- Fifth in a single season at Alabama with 27 touchdowns (16 passing, 11 rushing)
- His 735 rushing yards are the second most in a single season by a QB in school history
- Completed 64.2 percent of his passes for 2,032 yards and 16 touchdowns
- Boasts a 144.8 quarterback efficiency that ranks third in SEC

- His 73.5 rushing yards per game ranks third among SEC freshmen (RB included) and first for freshmen QBs in the league
- First Alabama QB to rush for 100 yards and pass for 300 in a single game (Miss. St. - 347 passing/100 rushing)
- First Alabama QB to record four 100-yard rushing games in a season
- Davey O'Brien Award National Quarterback of the Week (Miss. St.)
- Four-time Davey O'Brien Award "Great 8" Recognition (USC, Ole Miss, Arkansas, Tennessee)
- Earl Campbell Tyler Rose Award Player of the Week (Miss. St.)
- Two-time SEC Offensive Player of the Week (Ole Miss & Mississippi State)
- Selected as the SEC Freshman of the Week against Arkansas and Tennessee

FRESHMAN (2016): An early enrollee who is the first freshman to start at quarterback in head coach Nick Saban's career ... started nine games and has thrown for 2,032 yards with 16 touchdowns compared to seven interceptions ... completing 64.2 percent of his passes and boasts a 144.8 quarterback rating to rank second in the conference ... his 203.2 passing yards per game ranks fifth in the SEC ... averaging 276.7 yards per game of total offense to lead all freshmen in the SEC and rank fourth overall in the conference ... his 73.5 rushing yards per game ranks third among SEC freshmen (running backs included) and first for freshmen quarterbacks in the conference ... the first Alabama player to rush for 100 yards and pass for 300 or more in a single game in school history (Mississippi State) ... the 735 rushing yards is the second most in a single season by a quarterback in Alabama history (Steadman Shealy is first with 791 yards in 1979) ... he has four 100 yard rushing games this season ... was the first Tide true freshman to start at quarterback since Vince Sutton in 1984 and set the record for passing yards in a game by a freshman in that same start (Western Kentucky) ... semifinalist for the Walter Camp Player of the Year ... named a semifinalist for the Davey O'Brien Award, presented annually to the nation's top quarterback ... added to the Manning Award Watch List on Oct. 12 thanks to his performance through the first half of the season ... earned Earl Campbell Tyler Rose Award Player of the Week Honorable Mention honors and Davey O'Brien "Great 8" recognition for his performances against USC in the season opener and at No. 20 Ole Miss ... got his second and third nods in consecutive weeks from the Davey O'Brien for his games at Arkansas and Tennessee ... selected as the SEC Offensive Player of the Week for his game at Ole Miss, the conference's Co-Freshman of the Week after Arkansas and Freshman of the Week after Tennessee ... garnered Co-SEC Offensive Player of the Week for his performance against Mississippi State ... named one of the UA coaching staff's offensive players of week after Ole Miss, Arkansas and Mississippi State. **USC:** Entered on the Crimson Tide's third offensive drive of the evening and dazzled during his time in action ... finished 6-of-11 for 118 yards with two touchdowns and a pick through the air ... added nine rushes for 32 yards and two scores on the ground with a long of nine ... became the first Alabama quarterback since Tyler Watts in 2001 to have a pair of scores through the air and on the ground. **Western Kentucky:** Made his

first career start, finishing 23-of-36 for 287 yards and a pair of touchdowns ... had a long pass of 51 yards ... also rushed 11 times for 19 yards with a long rush of nine. **Ole Miss:** Earned his second start at quarterback, accounting for 304 yards of total offense in Oxford ... rushed 18 times for 146 yards, both team highs ... also passed for 158 yards on 19-of-31 passing ... the 146 yards rushing were the fifth most by an Alabama quarterback in Crimson Tide history ... became the first Tide signal-caller to rush for 100-plus yards since Tyler Watts in 2001. **Kent State:** Finished his day 16-of-24 for 164 yards with one touchdown in limited playing time ... added seven rushes for 54 yards with a score on the ground ... had a long pass of 31 yards and a long rush of 20 ... accounted for 218 yards of total offense and two of the Tide's five touchdowns. **Kentucky:** Went 20-of-33 for 262 yards and two scores ... also rushed nine times for 25 ... had a long pass of 46 yards and a long rush of 11 against the Wildcats ... accounted for more than half the Tide's 488 yards of total offense, finishing with 287 yards on his own. **Arkansas:** Shined once again, accounting for 273 yards of total offense and four touchdowns in the win in Fayetteville ... threw for 253 yards and a pair of touchdowns while completing 13-of-17 passes ... finished with a career-best 228.5 passer efficiency rating and average 14.9 yards per pass while avoiding being sacked by the Hogs ... also rushed for a pair of touchdowns and 20 yards on eight carries. **Tennessee:** Helped propel the Tide to a victory in Knoxville, finishing with 304 yards of total offense on the afternoon to earn himself SEC Freshman of the Week honors ... set a career-high mark with three rushing touchdowns and one rushing score ... had 12 carries on the ground for 132 yards rushing ... had a season-long rush of 45 yards which resulted in his first touchdown of the day ... went 17-of-27 with a touchdown and an interception through the air, racking up 172 yards in the process ... made his first career tackle. **Texas A&M:** Posted 257 yards of total offense and accounted for three touchdowns (two passing, one rushing) ... rushed for 93 net yards on a career-high 21 carries ... had a 37-yard rushing touchdown ... completed 15-of-25 passes for 164 yards with two touchdowns and a career-high two interceptions (one was on a hail mary at the end of the first half). **LSU:** Combined for 221 yards of total offense, including his third 100-yard rushing performance (114 yards) and one rushing touchdown ... added 107 passing yards on 10-of-19 throwing with one interception ... his 21-yard rushing score provided the first points of the game, putting the Tide up 6-0 early in the fourth quarter. **Mississippi State:** Threw for 347 yards and rushed for 100 yards to become the first quarterback in Alabama history to throw for 300 and rush for 100 yards in the same game ... completed 28-of-37 (75.7 percent) and averaged 9.1 yards per rush ... his 447 yards of total offense was the third most in a game in school history while his five total touchdowns (4 passing, 1 rushing) tied the record ... his four touchdown passes were tied for the second most in a game in school history ... boasted a quarterback rating of 184.72 ... Named Davey O'Brien National Quarterback of the Week and the Earl Campbell Tyler Rose Player of the Week after his performance against the Bulldogs, where he also garnered Co-SEC Offensive Player of the Week honors.

HURTS' CAREER STATISTICS										
Passing					Rushing					
Year	G-S	Com-Att-Int	Pct.	Yds	TD	LP	No.	Yds	Avg.	TD
2016	10-9	167-260-7	64.2	2,032	16	71	126	735	5.8	11

HURTS' CAREER BESTS	
Completions	28 vs. Mississippi State, 2016
Attempts	37 vs. Mississippi State, 2016
Passing Yards	347 vs. Mississippi State, 2016
Long Pass	71 vs. USC, 2016
Touchdowns (Passing)	4 vs. Mississippi State, 2016
Rushes	21 vs. Texas A&M, 2016
Rushing Yards	146 at Ole Miss, 2016
Long Rush	60 vs. Mississippi State, 2016
Touchdowns (Rushing)	3 at Tennessee, 2016



EDDIE JACKSON
DB
Sr. • 6-0 • 194 • 3L
Lauderdale Lakes, Fla./
Boyd Anderson

SENIOR (2016): The captain of the Alabama secondary ... midseason All-American by CBS, ESPN and USA Today ... suffered a season-ending leg injury against Texas A&M ... had one of the Tide's pick-sixes on the season, returning a WKU pass for a score in the home opener to mark the third of his career and tie the Alabama all-time career record for interception returns for scores ... registered 24 total tackles and two pass breakups to go with his interception ... named SEC Co-Special Teams Player of the Week after his outing at Ole Miss ... earned UA coaches' defensive player of the week honors for the Western Kentucky matchup and special teams player of the week recognition for his performances at Ole Miss and Tennessee. **USC:** Finished his night with two tackles and one pass breakup ... helped limit the Trojans to only 130 yards through the air. **Western Kentucky:** Recorded his third career pick-six with a return of 55 yards ... his three scores on interceptions ties the Alabama career mark ... also added one pass breakup and four tackles against the Hilltoppers ... helped limit the WKU offense to 216 yards through the air. **Ole Miss:** Saw his first time at punt returner, taking the first punt he saw back for an 85-yard touchdown score with 1:05 remaining in the first half ... finished with a pair of punt returns for 95 yards on the day ... also added two tackles, including half a stop for a loss (-1 yard) ... his punt return for a score was one of the Tide's three non-offensive touchdowns on the afternoon. **Kent State:** Notched a pair of tackles in one half of play ... helped limit the Golden Flashes to only 84 yards receiving. **Kentucky:** Made four stops on the night, including one for a loss (-3 yards) ... helped limit the Wildcat offense to 89 yards passing by night's end. **Arkansas:** Finished with a season-high tying four tackles against the Razorbacks ... also returned a pair of punts for 12 yards with a long of nine. **Tennessee:** Excelled on both special teams and defense ... returned four punts for 108 yards, taking back a 79-yard boot for a touchdown, his second punt return for a score on the season ... added three tackles on defense, including one for a loss (-3 yards)

... helped limit the Volunteer offense to 163 total yards on the night. **Texas A&M:** Suffered a season-ending leg injury on his second punt return of the day against the Aggies ... finished with three tackles and two punt returns for 21 yards before the injury.

JACKSON'S CAREER STATISTICS												
Tackles								Fumbles				
Year	G-S	TT	UT	AT	TFL	QBH	Sacks	FF	FR	PBU	INT	
2013	7-4	19	16	3	1-3	1	0-0	0	2	3	1-0	
2014	11-11	41	32	9	2-12	0	1-11	2	1	7	1-18	
2015	15-15	46	34	12	3-12	0	0-0	1	1	2	6-230	
2016	8-8	24	15	9	2.5-7	0	0-0	0	0	2	1-55	
Total	41-38	130	97	33	8.5-34	1	1-11	3	4	14	9-303	

PUNT RETURNS						
Year	G	No.	Yards	Avg.	TD	LP
2016	5	11	253	23.0	2	85

JACKSON'S CAREER BESTS	
Tackles	10 vs. Oklahoma, 2013
Tackles for Loss	1 (eight times); last at Tennessee, 2016
Yards Lost	11 at Arkansas, 2014
Sacks	1 at Arkansas, 2014
Yards Lost	11 at Arkansas, 2014
Quarterback Hurries	1 vs. Georgia State, 2013
Interceptions	2 at Texas A&M, 2015
Fumble Recoveries	1 (four times); last vs. Middle Tennessee, 2015
Forced Fumbles	1 (three times); last vs. Middle Tennessee, 2015
Pass Breakups	3 vs. Mississippi State, 2014
Defensive Touchdowns	1 (three); last vs. Western Kentucky, 2016
Punt Returns	4 at Tennessee, 2016
Punt Return Yards	108 at Tennessee, 2016
Long Punt Return	85 at Ole Miss, 2016
Punt Return for Touchdown	1 (twice); last at Tennessee, 2016



JOSH JACOBS
RB
Fr. • 5-10 • 204 • HS
Tulsa, Okla./
McLain

FRESHMAN (2016): A highly touted running back coming out of high school in Oklahoma ... plays a key role in a Tide backfield that must replace Heisman Trophy winner Derrick Henry ... rushed 67 times for 467 yards and three touchdowns to average 7.0 yards per carry, a total that ranks second among Tide backs ... also added 11 receptions for 123 yards ... selected as the SEC Freshman of the Week after his performance against Kentucky ... named one of the UA coaching staff's offensive players of the week for his performances against Kent State and Kentucky. **USC:** Earned his first collegiate action against the Trojans, rushing four times for 20 yards with a long of eight yards. **Western Kentucky:** Saw time against the Hilltoppers but did not record any stats. **Ole Miss:** Was the first option off the bench at tailback, toting the ball three times for 33 yards with a long of 25 ... provided key blocks to allow time for Jalen Hurts to find open receivers. **Kent State:** Led all Tide backs with 11 rushes for 97 yards and a pair of touchdowns ... had a long rush of 24 yards which he took in for his second score of the day and finished with five rushes of 10 or more yards ... hauled in two passes for 23 yards with a long of 15 yards ... six of his rushes and one of his two pass receptions went for a first down or a touchdown on the day. **Kentucky:** Set new

career highs in nearly every category, rushing 16 times for 100 yards while catching three passes for 44 yards - all career marks - in his first career start for the Crimson Tide ... also added one touchdown on the ground ... collected a career-long rush of 28 yards and a 23-yard reception, also a new career-high mark ... his performance earned him SEC Freshman of the Week honors.


Arkansas: Rushed three times for 57 yards with a long of 56, all coming on the first drive ... exited the game for good after suffering an injury near the Razorbacks' goal line on the Crimson Tide's opening drive. **Tennessee:** Totaled 38 yards on six carries with a long rush of 22 ... also caught one pass for a gain of eight yards. **Texas A&M:** Finished with 10 carries for 36 yards while adding one reception for 11 yards ... had a long rush of eight yards against the Aggies. **LSU:** Rushed five times for a loss of three yards while adding one reception for a gain of three against the Tigers. **Mississippi State:** Provided a versatile option in both the rushing and passing game for the Tide ... rushed nine times for 89 yards with three of his runs going for a first down ... added three receptions for 34 yards while notching two first downs on receptions of 26 and 10 yards.

JACOBS' CAREER STATISTICS

Year	Rushing					Receiving					
	G-S	Att	Yds	Avg	TD	LP	Rec	Yds	Avg	TD	LP
2016	10-1	67	467	7.0	3	56	11	123	11.2	0	26

JACOBS' CAREER BESTS

Rushes 16 vs. Kentucky, 2016
 Rushing Yards 100 vs. Kentucky, 2016
 Long Rush 56 at Arkansas, 2016
 Touchdowns 2 vs. Kent State, 2016
 Receptions 3 (twice); last vs. Mississippi State, 2016
 Receiving Yards 44 vs. Kentucky, 2016
 Long Reception 26 vs. Mississippi State, 2016



ANFERNEE JENNINGS
 LB
 R-Fr. • 6-3 • 268 • RS
 Dadeville, Ala./
 Dadeville

REDSHIRT FRESHMAN (2016): A talented linebacker who redshirted his freshman season ... working his way into a spot in the Tide's deep linebacker rotation ... totaled 14 tackles on the season including one for a loss (-2 yards) to go along with his three quarterback hurries. **USC:** Totaled three tackles, including one for a loss (-2 yards), in his first collegiate action. **Western Kentucky:** Entered the game against the Hilltoppers but did not record any stats. **Ole Miss:** Came off the bench to collect one stop against the Rebels. **Kent State:** Registered a pair of tackles and two quarterback hurries against the Golden Flashes. **Kentucky:** Had one stop against the Wildcats, coming off the bench to help stifle the UK offense. **Arkansas:** Collected two tackles in a reserve role while adding a quarterback hurry by night's end. **Tennessee:** Entered in the linebacker rotation against the Vols but did not record any stats. **Texas A&M:** Saw time in a reserve role at linebacker but did not record any stops. **LSU:** Set a new career

high for tackles with four in his extended playing time against the Tigers ... helped limit the high-power LSU offense to only 125 yards, including 33 on the ground. **Mississippi State:** Entered in a rotational role in the Tide linebacking corps, making one tackle against the Bulldogs.

JENNINGS' CAREER STATISTICS

Year	Tackles					Fumbles					
	G-S	TT	UT	AT	TFL	QBH	Sacks	FF	FR	PBU	INT
2016	10-0	14	5	9	1-2	3	0-0	0	0	0	0-0

JENNINGS' CAREER BESTS

Tackles 4 at LSU, 2016
 Tackles for Loss 1 vs. USC, 2016
 Yards Lost 2 vs. USC, 2016
 Quarterback Hurries 2 vs. Kent State, 2016



HOOTIE JONES
 DB
 Jr. • 6-2 • 214 • 2L
 Monroe, La./
 Neville


JUNIOR (2016): Athletic defensive back in the Crimson Tide's secondary ... also plays a key role on special teams ... totaled 18 tackles with four pass breakups and one forced fumble ... chosen as one of the UA coaching staff's special teams players of the week for his performance at Arkansas. **USC:** Saw time in the Tide secondary but did not record any stats ... helped limit the Trojans to only 130 yards through the air. **Western Kentucky:** Entered as a reserve in the Tide secondary, recording one tackle and a pass breakup ... helped limit the high-powered WKU offense to 216 yards through the air. **Ole Miss:** Played a key role in helping sure up a depleted Tide secondary ... collected two tackles and one pass breakup in the UA defensive backfield. **Kent State:** Recorded a career-high four tackles against the Golden Flashes ... helped limit the KSU offense to only 84 yards through the air. **Kentucky:** Finished with one tackle on the night against the Wildcats. **Arkansas:** Forced his first career fumble, stripping the Razorback returner on the Tide's first kickoff of the game to get Alabama the ball back ... his strip led to the Tide's second touchdown of the day to increase the early lead to 14-0 ... added three tackles on the night in Fayetteville. **Tennessee:** Wrapped up his day in Knoxville with one tackle from his defensive secondary spot ... also saw time on special teams. **Texas A&M:** Made his first career start, finishing with a career-high tying four tackles against the Aggies ... added one pass breakup from his free safety spot ... helped limit the A&M passing attack to 164 yards through the air. **LSU:** Saw extensive playing time in the Alabama secondary but did not record any stats. **Mississippi State:** Entered in a reserve role in the Tide secondary, finishing with two tackles and one pass breakup that was nearly an interception.

JONES' CAREER STATISTICS

Year	Tackles					Fumbles					
	G-S	TT	UT	AT	TFL	QBH	Sacks	FF	FR	PBU	INT
2014	7-0	2	0	2	0-0	0	0-0	0	0	0	0-0
2015	9-0	2	0	2	0-0	0	0-0	0	0	0	0-0
2016	10-1	18	14	4	0-0	0	0-0	1	0	4	0-0
Total	26-1	22	14	8	0-0	0	0-0	1	0	4	0-0

JONES' CAREER BESTS

Tackles 4 (twice); last vs. Texas A&M, 2016
 Pass Breakups 1 (four times); last vs. Mississippi State, 2016
 Forced Fumbles 1 at Arkansas, 2016



BRANDON KENNEDY
 OL
 R-Fr. • 6-3 • 302 • RS
 Wetumpka, Ala./
 Wetumpka

REDSHIRT FRESHMAN (2016): A reserve option for the Crimson Tide on the offensive line at guard ... played in seven games in 2016 ... saw his first career action for the Crimson Tide in the 2016 season opener against USC, playing six snaps off the bench in the fourth quarter.



DEREK KIEF
 WR
 R-So. • 6-4 • 200 • 1L
 Cincinnati, Ohio/
 La Salle


SOPHOMORE (2016): A long and rangy receiver who earned playing time during his redshirt freshman season ... provides depth to a highly touted wide receiving corps ... seen time in seven games (USC, Western Kentucky, Kent State, Arkansas, Tennessee, Texas A&M and Mississippi State) this season. **Kent State:** Hauled in three receptions for 17 yards with a long of eight, all career-high marks, against the Golden Flashes. **Texas A&M:** Made one tackle against the Aggies on special teams. **Mississippi State:** Caught one pass for a career-long 14 yards against the Bulldogs.

KIEF'S CAREER STATISTICS

Year	Rushing					Receiving					
	G-S	Att	Yds	Avg.	TD	LP	Rec	Yds	Avg.	TD	LP
2015	10-0	0	0	0.0	0	--	1	-3	0.0	0	--
2016	7-0	0	0	0.0	0	--	4	31	7.8	0	14
Total	17-0	0	0	0.0	0	--	5	28	5.6	0	14

KIEF'S CAREER BESTS

Receptions 3 vs. Kent State, 2016
 Yards 17 vs. Kent State, 2016
 Long Reception 14 vs. Mississippi State, 2016



JAMAR KING

DL

Jr. • 6-4 • 290 • JC

90

Detroit, Mich./
Denby/Mendocino C.C.

JUNIOR (2016): Transferred to Tuscaloosa from Mendocino Community College ... has seen playing time along the Crimson Tide defensive front. **USC:** Entered the game late in a reserve role but did not record any stats.



KORREN KIRVEN

OL

R-Sr. • 6-4 • 308 • 3L

78

Lynchburg, Va./
Brookville

SENIOR (2016): Returns to the offensive side of the ball to provide depth along the Tide's line ... has played in 21 career games, including all 10 this season ... has one start in 2016 at right guard ... along with his reserve role at tackle, is also a starter on the field goal and PAT units for the Crimson Tide. **Mississippi State:** Made his first career start at right guard ... helped the Tide rush for 218 yards while providing time for 615 yards of total offense ... did not allow a sack or commit a penalty ... helped Jalen Hurts rush for 100 yards and provided time for 397 passing yards across two quarterbacks.



XAVIAN MARKS

WR

Sr. • 5-8 • 166 • 1L

19

Rosenberg, Texas/
George Ranch

SOPHOMORE (2016): A versatile option on special teams and in the receiving corps ... named one of the UA coaching staff's special teams players of the week for his performance against Kent State. **Kent State:** Returned four punts for 90 yards with a long of 75 that went for a score ... the punt return for a score marked just the second time in UA history that punts have been returned for touchdowns in back-to-back games ... Eddie Jackson returned a punt for a touchdown the previous weekend at Ole Miss. **Kentucky:** Resumed his duties at punt returner, taking one boot for 15 yards ... also saw time at kick returner, taking two kickoffs for 33 yards with a long of 22 against the Wildcats. **Arkansas:** Handled all five of the Tide's kickoff returns for 90 yards with a long of 25.

MARKS' CAREER STATISTICS

PUNT RETURNS


Year	G	No.	Yards	Avg.	TD	LP
2016	3	5	105	21.0	1	75

KICKOFF RETURNS

Year	G	No.	Yards	Avg.	TD	LP
2016	2	7	123	17.6	0	25

MARKS' CAREER BESTS

Receptions 2 vs. Charleston Southern, 2015
 Receiving Yards 19 vs. Charleston Southern, 2015
 Long Reception 13 vs. Charleston Southern, 2015
 Punt Returns 4 vs. Kent State, 2016
 Punt Return Yards 90 vs. Kent State, 2016
 Long Punt Return 75 vs. Kent State, 2016
 Touchdowns (punt return) 1 vs. Kent State, 2016
 Kickoff Returns 5 at Arkansas, 2016
 Kickoff Return Yards 90 at Arkansas, 2016
 Long Kickoff Return 25 at Arkansas, 2016



JARED MAYDEN

DB

Fr. • 6-0 • 200 • HS

8

Sachse, Texas/
Sachse

FRESHMAN (2016): A talented player from Texas who was rated as the top-ranked defensive back in the state coming out of high school. **Kent State:** Saw his first career action on defense but did not record any stats. **Arkansas:** Entered in a relief role on special teams but did not record any stats. **Mississippi State:** Played in the defensive secondary but did not record any stats against the Bulldogs.



COLE MAZZA

SN

Sr. • 6-2 • 235 • 3L

55

Bakersfield, Calif./
Liberty

SENIOR (2016): Three-year starter at long snapper for the Crimson Tide ... perfect on all snaps for his career ... has started every game this season while maintaining his clean snapping record.



CHRISTIAN MILLER

LB

R-So. • 6-4 • 230 • 1L

47

Columbia, S.C./
Spring Valley


SOPHOMORE (2016): Gained valuable experience on special teams a season ago ... earned a permanent role on special teams coverage while finding his spot as a part of the linebacking unit this season ... totaled 13 tackles, including 2.5 for a loss (-14 yards) ... added a pair of sacks (-12 yards) and four quarterback hurries. **USC:** Saw time on special teams and the defensive side of the ball but did not record any stats. **Western Kentucky:** Recorded his first career tackle, sacking the Hilltopper quarterback for a loss (-6 yards). **Ole Miss:** Made his mark on special teams, helping to block for Eddie Jackson's 85-yard punt return in the second quarter ... did not record any tackles by day's end. **Kent State:** Finished with a career-high three tackles, including half a tackle for a loss (-2 yards) ... also added the first quarterback hurry of his career to cap of his half of play. **Kentucky:** Totaled one tackle, including half a sack (-4 yards) from his linebacker spot ... helped limit the Wildcats to only 161 yards of total offense. **Arkansas:** Notched two tackles, including half a sack (-2 yards) for the night in Fayetteville. **Tennessee:** Made an impact in Knoxville, finishing with a career-high tying three tackles while adding one quarterback hurry ... his three stops all came on defense at linebacker. **Texas A&M:** Came off the edge to pressure the Aggie quarterback into a hurry while registering one tackle. **LSU:** Provided depth a linebacker against the Tigers but did not record any stats. **Mississippi State:** Saw extensive playing time on defense while continuing his role on special teams ... finished with two stops, one on defense and his second on punt coverage.

MILLER'S CAREER STATISTICS

Year	Tackles						Fumbles					
	G-S	TT	UT	AT	TFL	QBH	Sacks	FF	FR	PBU	INT	
2016	10-0	13	5	8	2.5-14	4	2-12	0	0	0	0-0	


MILLER'S CAREER BESTS

Tackles 3 (twice); last at Tennessee, 2016
 Tackles for Loss 1 vs. Western Kentucky, 2016
 Yards Lost 6 vs. Western Kentucky, 2016
 Sacks 1 vs. Western Kentucky, 2016
 Yards Lost 6 vs. Western Kentucky, 2016
 Quarterback Hurries . 1 (four times); last vs. Mississippi State, 2016



JAMEY MOSLEY
LB
R-So. • 6-5 • 228 • SQ
16
Mobile, Ala./
Theodore

SOPHOMORE (2016): Earned a scholarship during the fall for his hard work as a walk-on ... looking to produce on the outside for the Tide linebacking corps. **USC:** Saw his first collegiate playing time in the contest with the Trojans but did not record any stats. **Kent State:** Earned playing time for the Tide but did not record any stats against the Golden Flashes. **Arkansas:** Entered in a relief role on defense but did not record any stats. **Mississippi State:** Saw time on special teams and defense against the Bulldogs but did not record any stats.



ANDY PAPPANASTOS
PK
R-Jr. • 5-11 • 198 • TR
92
Montgomery, Ala./
Trinity Presbyterian/Ole Miss

REDSHIRT JUNIOR (2016): A transfer from Ole Miss ... provides depth at place-kicker. **Western Kentucky:** Saw his first action as a member of the Crimson Tide, kicking off once for 58 yards. **Kent State:** Finished his day a perfect 2-of-2 on extra point attempts ... also kicked off once with the boot going 56 yards. **Mississippi State:** Went 1-for-1 on his lone PAT attempt against the Bulldogs.

PAPPANASTOS' CAREER STATISTICS (AT ALABAMA)


Year	Extra Points			Field Goals			
	G-S	XP-A	Pct.	FG-A	Pct.	Long	Pts.
2013	3-0	3-3	100.0	0-0	--	--	3

KICKOFFS

	No.	Yards	Avg.	TB	OB
2016	2	114	57.0	0	0

PAPPANASTOS' CAREER BESTS (AT ALABAMA)

Kickoffs 1 vs. Western Kentucky, 2016
Yards 58 vs. Western Kentucky, 2016
Average 58.0 vs. Western Kentucky, 2016
PAT Made 2 vs. Kent State, 2016
PAT Attempts 2 vs. Kent State, 2016
Points 2 vs. Kent State, 2016



DA'RON PAYNE
DL
So. • 6-2 • 319 • 1L
94
Birmingham, Ala./
Shades Valley

SOPHOMORE (2016): One of the key cogs along the Crimson Tide's vaunted defensive front ... has 23 tackles, three quarterback hurries, one pass breakup and a fumble recovery for a touchdown ... added 2.5 tackles for a loss (-10 yards) and one sack (-8 yards) from his nose guard spot ... selected to the Lombardi Award Preseason Watch List, given annually to the nation's top lineman on offense or defense ... named one of the Alabama coaching staff's defensive players of the week for his performance against Mississippi State. **USC:** Started at nose guard but did not record any stats ... helped occupy blockers and limit the Trojan rushing attack to only 64 yards on the ground. **Western Kentucky:** Recorded three tackles along the defensive line ... helped limit the Hilltopper rushing attack to only 23 yards on the ground. **Ole Miss:** Made a career-high four stops and recovered a fumble for a touchdown against the Rebels ... picked up the forced fumble created by Ryan Anderson and plunged the ball over the end zone for six as he was being tackled ... his fumble return was one of the Tide's three non-offensive touchdowns on the afternoon. **Kent State:** Collected two tackles in his one half of play ... helped limit the Golden Flashes' rushing attack to only 82 yards on the ground. **Kentucky:** Finished his night against the Wildcats with one tackle ... played a key role in limiting the UK rushing attack to only 72 yards on the ground. **Arkansas:** Recorded three tackles, including the first full sack (-8 yards) of his career ... also added one quarterback hurry against the Razorbacks as part of the Tide's season-high 12 quarterback pressures. **Tennessee:** Registered a career-high 1.5 tackles for loss (-2 yards) as part of his two total stops ... played a key role in limiting the Volunteer rushing attack to only 32 yards. **Texas A&M:** Wrapped up the afternoon with two stops and one pass breakup ... helped limit the Aggies to 278 yards of offense including 114 on the ground. **LSU:** Spent the night in the Tiger backfield, overpowering the opposing line ... finished with one tackle and one quarterback pressure ... played a key role in limiting the high-powered LSU offense to only 125 yards, including just 33 on the ground. **Mississippi State:** Finished with a career-high five tackles against the Bulldogs ... added one quarterback pressure ... helped limit the State offense to only 94 yards rushing.

PAYNE'S CAREER STATISTICS

Year	Tackles							Fumbles			
	G-S	TT	UT	AT	TFL	QBH	Sacks	FF	FR	PBU	Int.
2015	15-3	13	6	7	0.5-3	1	0.5-3	1	0	1	0-0
2016	10-10	23	9	14	2.5-10	3	1-8	0	1-3	1	0-0
Total	25-13	36	15	21	3-13	4	1.5-11	1	1-3	2	0-0

PAYNE'S CAREER BESTS

Tackles 5 vs. Mississippi State, 2016
Tackles for Loss 1.5 at Tennessee, 2016
Yards Lost 8 at Arkansas, 2016
Sacks 1 at Arkansas, 2016
Yards Lost 8 at Arkansas, 2016
Quarterback Hurries . 1 (four times); last vs. Mississippi State, 2016
Pass Breakups 1 (twice); last vs. Texas A&M, 2016
Forced Fumbles 1 at Mississippi State, 2015
Fumble Recoveries 1 at Ole Miss, 2016
Return Yards 3 at Ole Miss, 2016
Touchdowns (fumble recovery) 1 at Ole Miss, 2016



RICHIE PETITBON
OL
R-Fr. • 6-4 • 300 • RS
72
Annapolis, Md./
Gonzaga

REDSHIRT FRESHMAN (2016): A talented offensive lineman who redshirted in his first season at the Capstone ... made his first career appearance against Mississippi State.



ROSS PIERSCHBACHER
OL
R-So. • 6-4 • 304 • 1L
71
Cedar Falls, Iowa/
Cedar Falls

SOPHOMORE (2016): Earned Freshman All-America honors a season ago after a standout first season at left guard ... made the move to center during the fall but has switched back to left guard ... helps the Tide rank 14th nationally and first in the SEC in scoring offense (41.2 ppg), 12th nationally and second in the league in rushing offense (255.2 ypg) and first in the SEC and 23rd in the nation in total offense (492.2 ypg) ... blocked for 10 100-yard rushing games — four from Damien Harris and Jalen Hurts along with one each for Bo Scarbrough and Josh Jacobs ... has started 25 career games along the offensive line, including all 10 in 2016 ... opened holes for 20 100-yard rushers during his career. **USC:** Started his first career game at right guard ... opened holes for 242 rushing yards, including 138 yards from sophomore running back Damien Harris. **Western Kentucky:** Started and provided time for Jalen Hurts and Blake Barnett to throw for 351 yards and two touchdowns ... played 30 snaps, splitting time with Alphonse Taylor ... had one knockdown block. **Ole Miss:** Had three knockdown blocks ... did not allow a sack ... opened holes for 334 yards rushing with 146 from Hurts and 144 from Harris. **Kent State:** Started at left guard and opened holes for 285 yards and three touchdowns ... blocked for 502 yards of total offense and 48 points ... graded out at 81 percent. **Kentucky:** Graded out at 82 percent with a knock down block ... cleared a path for 100 rushing yards for Jacobs and 173 for the team ... helped provide time

for 315 passing yards on 65.8 percent passing by the UA quarterbacks ... did not allow a sack or commit a penalty. **Arkansas:** Helped open holes for 264 rushing yards while providing time for 253 yards through the air ... did not allow a sack or pressure and did not commit a penalty ... helped Harris rush for 122 yards on 13 carries. **Tennessee:** Helped clear a path for 409 yards rushing and 594 yards of total offense ... the 409 yards rushing was the most for an Alabama team since 1992 and the most against Tennessee since 1986 ... helped the Tide average 8.5 yards per attempt ... opened holes for two 100-yard rushers (Hurts 132, Scarbrough 109) ... had four knockdown blocks and graded out at 83 percent. **Texas A&M:** Recorded two knockdown blocks ... graded out at 83 percent ... opened holes for 287 yards on the ground and 451 yards of total offense ... helped Harris notch his fourth 100-yard game of the season as Alabama averaged 5.0 yards per carry ... did not allow a sack or a hurry and did not commit a penalty. **LSU:** Started at left guard and did not allow a sack or a hurry while opening up holes for 216 rushing yards and 323 total yards ... helped Hurts rush for 114 yards and a TD. **Mississippi State:** Had one knockdown block ... helped the Tide rush for 218 yards while providing time for 615 yards of total offense ... did not allow a sack or a hurry.



CALVIN RIDLEY
WR
So. • 6-1 • 188 • 1L
Coconut Creek, Fla./
Monarch

- Candidate for All-America honors
- Watch list for the Biletnikoff Award
- Leads Alabama with 50 catches for 546 yards
- Has six touchdown receptions
- Accounted for a first down or touchdown on 29 of 50 receptions
- Tied for the team lead with 13 explosive receptions of 15 yards or more

SOPHOMORE (2016): A big-play threat in the talented Crimson Tide receiving corps ... was a Freshman All-American in his first season at the Capstone ... set UA freshman records with 89 receptions for 1,045 yards ... as a sophomore he has 50 catches for 546 yards and six touchdowns ... notched five or more catches in 17 of his 25 career games played and has a catch in every game of his career ... 29 of his receptions have gone for a first down or a touchdown ... has 13 explosive receptions of 15 yards or more ... also rushed five times for 21 yards and a touchdown in his sophomore campaign ... named to the Biletnikoff Award Preseason Watch List ... selected as one of the UA coaching staff's offensive players of the week for his performances against Western Kentucky and Kentucky. **USC:** Finished the season opener with two catches for nine yards with a long of 10 ... also returned two punts for four yards with a long of six. **Western Kentucky:** Hauled in a career-high tying nine receptions for 129 yards and one score ... had a long reception of 51 yards ... averaged 14.3 yards per reception with seven of his catches going for a first down (6) or touchdown (1) against WKU ... three of his receptions went for 15 yards or more. **Ole Miss:** Caught eight passes for 81 yards with a long of 45 yards ... also had a pair of rushes for two yards with a long of six and one touchdown ... came around on a jet sweep to the outside to rush it in for the Tide's first touchdown of the day. **Kent State:** Wrapped up his half of play with one reception for five yards and one rushing attempt for seven total yards. **Kentucky:** Caught a career-high 11 passes for 174 yards, also a career mark for the wideout ... added two touchdown receptions to match his single-game high ... averaged 14.5 yards per catch with seven of his 11 catches converting a first down ... pulled in a long catch of 46 yards with four receptions going for over 15 yards ... also ran the ball once for six yards. **Arkansas:** Caught three passes for 14 yards with his team-leading fourth touchdown of the season ... had a long reception of nine yards against the Hogs. **Tennessee:** Totaled six receptions for 58 yards against the Volunteers ... three of his six catches went for a first down with a long reception of 31 yards. **Texas A&M:** Caught four passes for 27 yards and hauled in his fifth touchdown catch of the season on a five-yard strike from Jalen Hurts ... two of his four receptions converted first downs for Alabama. **LSU:** Made two catches for 23 yards, with a long

reception of 21 yards to rank second on the team in receptions and receiving yards. **Mississippi State:** Caught six passes for 25 yards and a touchdown ... scored on a four-yard pass in the first quarter ... three of his six catches converted a first down with a long of 20 yards.

RIDLEY'S CAREER STATISTICS

Year	Rushing						Receiving					
	G-S	Att	Yds	Avg.	TD	LP	Rec	Yds	Avg.	TD	LP	
2015	15-11	1	2	2.0	0	2	89	1,045	11.7	7	81	
2016	10-10	5	21	4.2	1	7	50	546	10.9	6	51	
Total	25-21	6	23	3.8	1	7	139	1,591	11.4	13	81	

PUNT RETURNS

Year	G	No.	Yards	Avg.	TD	LP
2016	2	2	4	2.0	0	6

RIDLEY'S CAREER BESTS

Receptions 11 vs. Kentucky, 2016
 Receiving Yards 174 vs. Kentucky, 2016
 Long Reception 81 vs. Arkansas, 2015
 Touchdowns 2 (twice); last vs. Kentucky, 2016
 Rushes 2 vs. Ole Miss, 2016
 Rushing Yards 7 vs. Kent State, 2016
 Long Rush 7 vs. Kent State, 2016
 Touchdowns 1 vs. Ole Miss, 2016
 Punt Returns 2 vs. USC, 2016
 Punt Return Yards 4 vs. USC, 2016
 Long Punt Return 6 vs. USC, 2016



AVERY REID
RB
So. • 6-0 • 192 • SQ
Oneonta, Ala./
Oneonta


SOPHOMORE (2016): A former walk-on who has seen his first career playing time this season. **Kent State:** Rushed twice for a total of four yards to help close out the victory over the Golden Flashes.

REID'S CAREER STATISTICS

Year	Rushing						Receiving					
	G-S	Att	Yds	Avg.	TD	LP	Rec	Yds	Avg.	TD	LP	
2016	1-0	2	4	2.0	0	2	0	0	0.0	0	--	

REID'S CAREER BESTS

Rushes 2 vs. Kent State, 2016
 Yards 4 vs. Kent State, 2016
 Long Rush 2 (twice); last Kent State, 2016



AARON ROBINSON
DB
Fr. • 6-1 • 181 • HS
Deerfield Beach, Fla./
Deerfield Beach

FRESHMAN (2016): A highly regarded defensive back from Florida ... secured a rotational role in the Alabama secondary while working on special teams. **USC:** Registered two tackles in the secondary after entering in a reserve role. **Western Kentucky:** Entered in a reserve role on defense while continuing to see time on special teams ... did not record any stats by day's end. **Ole Miss:** Had one tackle on kickoff coverage against the Rebels. **Kent State:** Played most of the second half in the defensive secondary while remaining in a special teams role ... finished with one tackle on defense. **Kentucky:** Saw time on special teams but did not record any stats against the Wildcats. **Arkansas:** Resumed his duties on special teams but did not record any stats. **Tennessee:** Played against the Volunteers but did not record any stats. **Texas A&M:** Saw time on special teams but did not record any stats. **LSU:** Continued his role on special teams but did not register any stats. **Mississippi State:** Worked in the defensive secondary, recording his first career tackle for loss (-1 yard) against the Bulldogs.

ROBINSON'S CAREER STATISTICS

Year	Tackles						Fumbles					
	G-S	TT	UT	AT	TFL	QBH	Sacks	FF	FR	PBU	INT	
2016	10-0	5	3	2	1-1	0	0-0	0	0	0	0-0	

ROBINSON'S CAREER BESTS

Tackles 2 vs. USC, 2016
 Tackles for Loss 1 vs. Mississippi State, 2016
 Yards Lost 1 vs. Mississippi State, 2016




CAM ROBINSON
OL
Jr. • 6-6 • 310 • 2L
Monroe, La./
West Monroe

74

- A semifinalist for the Outland Trophy
- A top 20 nominee for the Lombardi Award
- Anchor of an offensive line that ranks third nationally by Pro Football Focus and the nation's No. 2 pass-blocking unit
- Midseason All-American by Sports Illustrated, CBS, ESPN and Sporting News
- Helps Alabama rank 12th nationally in rushing offense (255.2 ypg) and 14th in scoring (41.2 ppg)
- Blocked for 10 100-yard rushing games in 2016 and 27 in his career
- Has 21 knockdown blocks on the season (second on the team)
- Five-time Offensive Player of the Week by the Alabama coaching staff

JUNIOR (2016): The anchor of the Crimson Tide offensive line ... has started every game at left tackle since his arrival on campus (38 games) ... midseason All-American by Sports Illustrated, CBS, ESPN and Sporting News ... semifinalist for the Outland Trophy ... helps the Tide rank 14th nationally and first in the SEC in scoring offense (41.2 ppg), 12th nationally and second in the league in rushing offense (255.2 ypg) and first in the SEC and 23rd in the nation in total offense (492.2 ypg) ... blocked for 10 100-yard rushing games — four from Damien Harris and Jalen Hurts along with one each for Bo Scarbrough and Josh Jacobs ... opened holes for 27 100-yard rushers during his career ... has 21 knockdown blocks in 10 games ... was named to the Outland Trophy Preseason Watch List, given to the nation's top interior lineman ... also earned Rotary Lombardi Award Watch List recognition, given annually to the nation's top lineman on offense or defense ... selected as one of the UA coaching staff's offensive players of the week following his performances against USC, Kentucky, Arkansas, Texas A&M and at LSU. **USC:** Graded out at a team-high 88 percent with three knockdown blocks in the Tide's victory over the Trojans ... did not allow a pressure or a sack in 55 snaps ... opened holes for 242 rushing yards, including 138 yards from sophomore running back Damien Harris. **Western Kentucky:** Started and provided time for Jalen Hurts and Blake Barnett to throw for 351 yards and two touchdowns ... did not allow a sack or a hurry and graded out at 80 percent with a team-high three knockdown blocks. **Ole Miss:** Graded out at 85 percent with one knockdown block ... did not allow a sack ... opened holes for 334 yards rushing with 146 from Hurts and 144 from Harris. **Kent State:** Opened holes for 285 yards and three touchdowns ... blocked for 502 yards of total offense and 48 points ... graded out at 85 percent. **Kentucky:** Earned Offensive Player of the week honors from the Alabama coaching staff ... graded out at a 88 percent with two knock down blocks ... cleared a path for 100

rushing yards for Jacobs and 173 for the team ... helped provide time for 315 passing yards on 65.8 percent passing by the UA quarterbacks ... did not allow a sack and did not commit a penalty. **Arkansas:** Opened holes for 264 rushing yards while providing time for 253 yards through the air ... did not allow a sack or pressure and did not commit a penalty ... graded out at a team-high 88 percent ... helped Harris rush for 122 yards on 13 carries ... earned Offensive Player of the Week honors from the Alabama coaching staff for his efforts. **Tennessee:** Cleared a path for 409 yards rushing and 594 yards of total offense ... the 409 yards rushing was the most for an Alabama team since 1992 and the most against Tennessee since 1986 ... helped the Tide average 8.5 yards per attempt ... opened holes for two 100-yard rushers (Hurts 132, Scarbrough 109) ... had two knockdown blocks and graded out at 88 percent. **Texas A&M:** Earned Offensive Player of the Week honors from the Crimson Tide coaching staff for his efforts against the Aggies ... recorded four knockdown blocks ... graded out at 89 percent ... opened holes for 287 yards on the ground and 451 yards of total offense ... helped Harris notch his fourth 100-yard game of the season as Alabama averaged 5.0 yards per carry ... did not allow a sack or a hurry and did not commit a penalty. **LSU:** Earned Offensive Player of the Week honors for his play in Baton Rouge ... graded out at 86 percent with four knockdown blocks ... did not commit a penalty or allow a sack or a hurry while opening up holes for 216 rushing yards and 323 total yards ... helped Hurts rush for 114 yards and a touchdown. **Mississippi State:** Graded out at 83 percent with two knockdown blocks ... did not allow a sack or a hurry ... cleared a path for 216 rushing yards, averaging 7.0 yards per carry ... provided time for 615 yards of total offense, an average of 8.5 yards a play.



BO SCARBROUGH
RB
So. • 6-2 • 230 • 1L
Tuscaloosa, Ala./
County/IMG Academy

9

SOPHOMORE (2016): One of the backups to Heisman Trophy winner Derrick Henry a season ago ... provides a power option in the Crimson Tide backfield ... rushed 62 times for 358 yards and five rushing scores ... 21 of his rushes have gone for a first down or a touchdown ... named to the Doak Walker Award Preseason Watch List ... selected as one of the UA coaching staff's special teams players of the week for his performance against Kentucky and one of the Tide staff's offensive players of the week for his output at LSU. **USC:** Rushed a team-high 11 times for 36 yards and added the only score by a Tide running back with a rushing touchdown from two yards out ... registered a long run of nine yards against the Trojans. **Western Kentucky:** Rushed five times for 19 yards and recorded his second score in as many games ... had a long rush of eight yards against WKU ... also added one tackle on special teams against the Hilltoppers. **Ole Miss:** Rushed seven times for 13 yards and a score ...


leapt over the Rebel defensive front for his third score of the season to give Alabama its first lead of the game. **Kent State:** Rushed three times for 19 yards with a long of 14 ... also added his first reception of the season with the catch totaling six yards ... was limited in his playing time due to a leg injury. **Kentucky:** Notched five rushes for 21 yards with a long of 14 against the Wildcats ... also caught one pass for a season-long nine yard reception. **Arkansas:** Toted the ball seven times for 56 yards with a touchdown ... went in for six on his long rush of 21 yards, a play that he busted outside and took up the sideline for six just before halftime. **Tennessee:** Made his first career start, taking advantage of the opportunity ... rushed for a career-high 109 yards on five carries with a long rush of 85 ... the 85-yard score came at the beginning of the fourth quarter and gave the Tide its seventh touchdown of the day ... partnered with Jalen Hurts to become the Tide's second pair of 100-plus yard rushers in the same game this season (also, Hurts and Damien Harris at Ole Miss). **Texas A&M:** Rushed eight times for 33 yards with a long of 16 ... three of his rushes went for a first down against the Aggies. **LSU:** Had a huge game for the Crimson Tide, rushing a career-high tying 11 times for 52 yards with a long rush of 11 ... four of his rushes went for a first down, including a key 10-yard run to the outside on 4th-and-1 that led to the Tide's late-game, go-ahead touchdown ... earned offensive player of the week honors from the UA coaching staff for his game-changing performance in Baton Rouge.

SCARBROUGH'S CAREER STATISTICS

Year	G-S	Rushing				Receiving					
		Att	Yds	Avg	TD	LP	Rec	Yds	Avg	TD	LP
2015	7-0	18	104	5.8	1	24	0	0	0.0	0	--
2016	9-1	62	358	5.8	5	85	2	15	7.5	0	9
Total	16-1	80	462	5.8	6	85	2	15	7.5	0	9

SCARBROUGH'S CAREER BESTS

Rushes 11 (twice); last at LSU, 2016
Rushing Yards 109 at Tennessee, 2016
Long Rush 85 at Tennessee, 2016
Touchdowns 1 (six times); last at Tennessee, 2016
Receptions 1 (twice); last vs. Kentucky, 2016
Receiving Yards 9 vs. Kentucky, 2016
Long Reception 9 vs. Kentucky, 2016



JK SCOTT
P
Jr. • 6-5 • 198 • 2L
Denver, Colo./
Mullen

15

- Candidate for first team All-America honors
- First nationally in percentage of punts beyond 50 yards (55.5 percent)
- Second nationally in punting average (48.4)
- Leads the SEC with a 48.4 yard average on 35 punts
- Tied for third nationally with 20 punts of 50 yards or more
- Second nationally in 60-yard punts (six)
- Vital to top-ranked Alabama success in 2016, helping win the field position battle and flip the field on a consistent basis

- **Average opponent's starting field position following punts is the 24.1-yard line**
- **Dropped 13 punts inside the 20-yard line**
- **SEC Special Teams Player of the Week (Arkansas and LSU)**
- **Eight-time Alabama Special Teams Player of the Week**

JUNIOR (2016): A leading candidate for first team All-America honors ... a vital part of top-ranked Alabama's success in 2016 helping the Crimson Tide consistently win the field position battle by flipping the field time after time ... averaging 48.4 yards per punt to lead the SEC and rank second nationally ... registered 20 punts of 50-plus yards to rank second in the conference and third nationally ... leads the nation with 55.5 percent of his punts beyond 50 yards and is second in 60-yard punts with six ... chosen as the SEC Special Teams Player of the Week for his game at Arkansas and at LSU ... named one of the UA coaching staff's special teams players of the week for his performances against USC, Western Kentucky, Kent State, Arkansas, Tennessee, Texas A&M, LSU and Mississippi State. **USC:** Helped flip the field for the Tide, punting five times for 235 yards for an average of 47.0 yards per punt ... had three punts of 50 yards or more with a long of 54 ... placed three punts inside the Trojans' 20-yard line, including his game-long 54 yard boot that landed out of bounds at the SC 2-yard line ... also had a pair of tackles in the game. **Western Kentucky:** Punted five times for 232 yards for an average of 46.6 yards per punt ... pinned three kicks inside the WKU 20-yard line with two boots inside the 8-yard marker ... had two punts of over 50 yards, including a game-high 58 yarder. **Ole Miss:** Tallied five punts for 194 yards to average 38.8 ypp ... nailed a season-long boot of 63 yards against the Rebels ... had a pair of 50-plus yarders and forced two fair catches ... dropped two of his punts inside the Rebel 20-yard line. **Kent State:** Punted twice for 98 yards to average 49.0 yards per kick ... had a long of 53 yards and forced one fair catch ... also kicked off twice for 130 yards to average 65.0 yards per kick ... forced one touchback on his kickoff. **Kentucky:** Forced to punt just once against the Wildcats, recording a 58-yard boot that went for a touchback. **Arkansas:** Earned SEC Special Teams Player of the Week honors for his performance in Fayetteville ... punted four times for 206 yards to average 51.5 yards per punt with a season-high tying 63-yard punt ... two of his boots were 50-plus yards (also, 52) ... dropped two kicks inside the 20-yard marker. **Tennessee:** Punted four times for 200 yards to average 50.0 yards per boot ... sent two of his kicks 50-plus yards with a long of 62. **Texas A&M:** Averaged 53.5 yards per punt on two punts with a long of 60. **LSU:** His 51.6 yards per punt in Death Valley was the sixth-best punting performance in school history (minimum five punts) ... four of his five punts were for more than 50 yards with a long of 66 (season long) ... placed two punts inside the 20, including one at the Tigers' 3-yard line ... named SEC Special Teams Player of the Week and was picked as the Alabama coaching staff's Special Teams Player of the Week for the seventh time in nine games. **Mississippi State:** Was the Special Teams Player of the Week by the Alabama coaches after punting two times and averaging 51.3 yards per attempt ... pinned one kick inside the 20

yard line ... booted his sixth 60-yard punt of the season with a 62 yarder in the first half.

SCOTT'S CAREER STATISTICS

PUNTING												
Year	G-S	No.	Yds	Avg.	Lng	20	50+	Blk	Yds	Yds	Avg.	
2014	13-13	55	2,640	48.0	73	31	23	0	83	2,557	46.4	
2015	15-15	70	3,094	44.2	59	25	21	1	279	2,815	40.2	
2016	10-10	36	1,742	48.4	66	13	20	0	119	1,623	45.1	
Total	38-38	161	7,476	46.4	73	69	64	1	481	6,995	43.4	

SCOTT'S CAREER BESTS

Punts 9 at LSU, 2014
Yards 437 at LSU, 2014
Long 73 vs. Ohio State, 2014
Average 55.5 (two punts) vs. Auburn, 2014
Inside 20 7 at Arkansas, 2014
50+ Yards 5 vs. Ohio State, 2014



T.J. SIMMONS
 WR
 Fr. • 6-2 • 201 • HS
 Pinson, Ala./
 Clay-Chalkville

FRESHMAN (2016): An early enrollee at Alabama ... has developed a role on special teams for the Tide while still working his way into a deep wideout rotation ... saw action in the first six games this season and then most recently at LSU and against Mississippi State ... recorded his first career tackle against Western Kentucky on special teams coverage.



CAM SIMS
 WR
 Jr. • 6-5 • 206 • 2L
 Monroe, La./
 Ouachita Parish

JUNIOR (2016): Was not 100 percent a season ago but still managed to play in 13 contests ... adds size and speed to a deep depth chart for the Tide at wideout ... has developed a role in the UA rotation at wide receiver. **USC:** Hauled in one pass for 12 yards ... exited the game in the second half after suffering a shoulder injury. **Ole Miss:** Returned for his first game since suffering an injury against USC ... saw time in the deep Tide receiving corps but did not record any catches. **Kent State:** Hauled in a career-high four catches for 54 yards, also a career mark ... had a long reception of 31 yards ... narrowly missed his first career touchdown reception on at least two occasions. **Kentucky:** Made his second consecutive start for the Tide and hauled in one pass for a loss of a yard. **Arkansas:** Saw time against the Razorbacks but did not haul in any catches. **Tennessee:** Entered in a reserve role against the Volunteers but did not record any stats. **Texas A&M:** Played against the Aggies but did not register any stats. **LSU:** Played in the receiving corps against the Tigers but was

not targeted. **Mississippi State:** Caught three passes for 45 yards against the Bulldogs ... tied his career-long reception with a 31-yard catch and run on a slant from Cooper Bateman.

SIMS' CAREER STATISTICS

Year	G-S	Rushing				Receiving					
		Att	Yds	Avg.	TD	LP	Rec	Yds	Avg.	TD	LP
2014	12-0	0	0	0.0	0	--	7	62	8.9	1	22
2015	13-0	0	0	0.0	0	--	6	46	7.7	0	16
2016	9-2	0	0	0.0	0	--	9	110	12.2	0	31
Total	34-2	0	0	0.0	0	0	22	218	9.9	1	31

SIMS' CAREER BESTS

Receptions 4 vs. Kent State, 2016
Yards 54 vs. Kent State, 2016
Long Play 31 (twice); last vs. Mississippi State, 2016
Touchdowns 1 vs. Western Carolina, 2014



IRV SMITH JR.
 TE
 Fr. • 6-4 • 235 • HS
 New Orleans, La./
 Brother Martin

FRESHMAN (2016): Brings an NFL pedigree to the Capstone as the son of the former Saints first-round pick with the same name ... highly regarded tight end prospect, rated as a four-star recruit ... made his first career appearance against Kentucky and has also played at Arkansas, Tennessee and LSU, and home against Texas A&M and Mississippi State but has yet to record any stats.


SMITH JR.'S CAREER STATISTICS

Year	G-S	Rec.	Yards	Avg.	TD	LP
2016	6-0	0	0	--	0	--



O.J. SMITH
 DL
 R-So. • 6-2 • 315 • SQ
 Bossier City, La./
 Airline

SOPHOMORE (2016): Looking to develop an expanded role along the Crimson Tide's defensive front as a sophomore in 2016. **Western Kentucky:** Saw his first action of the season, recording one tackle along the defensive front.



ARDARIUS STEWART

WR

R-Jr. • 6-1 • 204 • 2L

Fultondale, Ala./ Fultondale

13

JUNIOR (2016): Turning in an All-American caliber season as a junior ... leader of the Crimson Tide's wide receiving group ... caught six touchdown passes this season to tie for the team lead ... accumulated a team-high 647 yards receiving on 39 catches to rank second in receptions on the Tide ... averaging 80.9 receiving yards per game to lead the Tide ... second on the team with an average of 16.5 yards per catch ... rushed four times for 33 yards ... 23 of his receptions have gone for a first down or touchdown this season ... 13 of his receptions and one rush have been explosive ... selected as one of the UA coaching staff's offensive players of the week for his performances against USC in Arlington and at Tennessee. **USC:** Had a career day against the Trojans, reeling in four catches for a team- and career-high 113 yards and two scores ... his 71-yard catch and score was the longest reception of his career ... his second touchdown came on a 39-yard strike ... also rushed once for a career-long 17 yards. **Western Kentucky:** Caught five passes for 90 yards with one touchdown ... had a long reception of 52 yards against the Hilltoppers ... his touchdown came on an eight-yard reception from Jalen Hurts in the third quarter ... also rushed twice for a total of 12 yards, 11 of which came on his long rush for the day ... contributed 102 all-purpose yards. **Ole Miss:** Suffered a leg injury that shortened his afternoon in Oxford ... caught four passes for two yards with a long of five before getting dinged up ... sat out a majority of the second quarter and returned to the field in sweats after halftime. **Arkansas:** Returned to the field after being sidelined with an injury for the previous two games ... caught a team-high five passes for a season-high 120 yards with a long reception of 67 yards ... four of his receptions went for a first down on the day with all five passes going for double-digit yardage totals. **Tennessee:** Caught eight passes for 54 yards and rushed for a touchdown ... the eight receptions tied his career high ... three of his receptions went for a first down on the afternoon with a long catch of 23 yards ... the touchdown run came off of a lateral from Calvin Ridley and covered 36 yards. **Texas A&M:** Hauled in two passes for 57 yards with a long of 45 ... added one kick return for 23 yards against the Aggies. **LSU:** Led the Tide with three receptions for 55 yards ... had a long catch of 52 yards on UA's first offensive drive of the second half to help open up the offense ... added one rush for four yards ... also returned one kickoff for 14 yards. **Mississippi State:** Put together a career day against the Bulldogs, tying his career high with eight passes for a career-long 156 total yards ... added three touchdown scores, the most in any game by the wideout ... had a long reception of 67 yards to score the Tide's second touchdown of the day.

STEWART'S CAREER STATISTICS

Year	Rushing					Receiving					
	G-S	Att	Yds	Avg.	TD	LP	Rec	Yds	Avg.	TD	LP
2014	13-2	0	0	0	0	0	12	149	12.4	0	40
2015	15-15	5	14	2.8	0	8	63	700	11.1	4	38
2016	8-8	4	33	8.2	1	17	39	683	17.5	7	71
Total	36-25	9	47	5.2	1	17	114	1,532	13.4	11	71

STEWART'S CAREER BESTS

Receptions ... **8 (four times); last vs. Mississippi State, 2016**

Yards ... **156 vs. Mississippi State, 2016**

Long Reception ... **71 vs. USC, 2016**


Touchdowns ... **3 vs. Mississippi State, 2016**

Rushes ... **2 vs. Western Kentucky, 2016**

Yards ... **17 vs. USC, 2016**

Long Rush ... **17 vs. USC, 2016**

Touchdowns ... **1 at Tennessee, 2016**



ALPHONSE TAYLOR


OL

R-Sr. • 6-5 • 345 • 3L

Mobile, Ala./ Davidson

50

SENIOR (2016): Alabama's returning starter at right guard ... a veteran of 21 starts (four this season) while playing in 40 career games ... missed the last four games due to injury ... blocked for four 100-yard rushing games — two from Damien Harris and one each for Jalen Hurts and Josh Jacobs ... started his first game of the 2016 season at right guard at Ole Miss ... has eight knockdown blocks on the year. **Western Kentucky:** Came off the bench at right guard, splitting time with Ross Pierschbacher, to provide time for Jalen Hurts and Blake Barnett to throw for 351 yards and two touchdowns ... did not allow a sack or miss an assignment ... graded out at 80 percent. **Ole Miss:** Graded out at 82 percent with a team-high five knockdown blocks ... did not allow a sack ... opened holes for 334 yards rushing with 146 from Hurts and 144 from Harris. **Kent State:** Opened holes for 285 yards and three touchdowns ... blocked for 502 yards of total offense and 48 points. **Kentucky:** Graded out at 83 percent with a knock down block ... helped clear a path for 100 rushing yards for Jacobs and 173 for the team ... provide time for 315 passing yards on 65.8 percent passing by the UA quarterbacks ... did not allow a sack and did not commit a penalty. **Arkansas:** Started and played 28 snaps before leaving the game due to injury ... did not allow a sack did not commit a penalty ... graded out at a 84 percent.



DEIONTE THOMPSON

DB

R-Fr. • 6-2 • 190 • RS

Orange, Texas/ West Orange-Stark

14

REDSHIRT FRESHMAN (2016): Redshirted during his first season at the Capstone ... seeing regular time on special teams while rotating in for the Tide in the secondary. **USC:** Registered his first career tackle, taking down the Trojan return man on kickoff coverage. **Western Kentucky:** Saw time on special teams but did not record any stats. **Ole Miss:** Finished with a career-high two tackles against the Rebels ... continued his time on special teams but also saw action in the Tide secondary. **Kent State:** Resumed his role on special teams while also seeing time in the defensive secondary ... did not record any stats on the day. **Kentucky:** Saw action on special teams but did not record any stats. **Arkansas:** Registered one tackle on the night in Fayetteville. **Tennessee:** Totaled one tackle from his defensive secondary spot late in the game ... also saw time on special teams. **Texas A&M:** Did not record any stats during his time on the field against the Aggies. **LSU:** Saw time on special teams but did not record any stats. **Mississippi State:** Entered in a reserve role in the secondary while resuming his role on special teams but did not record any stats.

THOMPSON'S CAREER STATISTICS

Year	G-S	Tackles			Fumbles						
		TT	UT	AT	TFL	QBH	Sacks	FF	FR	PBU	INT
2016	10-0	5	2	3	0-0	0	0-0	0	0	0	0

THOMPSON'S CAREER BESTS

Tackles ... **2 at Ole Miss, 2016**



DALVIN TOMLINSON

DL

R-Sr. • 6-3 • 307 • 3L

McDonough, Ga./ Henry County

54

SENIOR (2016): A dominant force up front on defense ... collected 37 total tackles and added three sacks (-28 yards), three quarterback hurries and three pass breakups ... registered four tackles for a loss (-31 yards) and forced a fumble ... a dominant force in stopping the run, 33 of his tackles have come against the opponent's rushing attack ... named to the Lombardi Award Preseason Watch List ... selected as one of the UA coaching staff's defensive players of the week for his outing at Ole Miss and against Mississippi State. **USC:** Made his first career start, beginning the game at defensive tackle and collecting one stop by night's end ... helped occupy blockers and limit the Trojan rushing

attack to only 64 yards on the ground. **Western Kentucky:** Finished with three tackles, including a sack for a loss (-5 yards) ... helped limit the high-powered Hilltopper offense to 239 yards of total offense, including only 23 on the ground. **Ole Miss:** Had a huge day against the Rebels, notching seven tackles to tie his career high mark ... also had one pass breakup by day's end ... his seven stops ranked second on the team. **Kent State:** Collected one stop against the Golden Flashes in one half of play ... helped limit the KSU rushing attack to only 82 yards rushing. **Kentucky:** Made his way into the Wildcat backfield, finishing with a pair of tackles ... added one quarterback hurry and one pass breakup ... played a key role in limiting the UK offense to 161 total yards. **Arkansas:** A force up the middle all night, finished with three tackles and a career-high two quarterback hurries ... contributed to the Tide's season-high 12 quarterback hurries against the Razorbacks. **Tennessee:** Totaled five tackles against the Volunteers ... helped limit the UT rushing attack to only 32 yards on the ground ... occupied blockers to allow for the Tide linebackers to disrupt the passing game and halt any momentum. **Texas A&M:** Finished with 1.5 tackles for loss and a sack (-12 yards) ... totaled three tackles ... forced a fumble and knocked down a pass. **LSU:** Dominated up front for the Crimson Tide, finishing with six tackles against the Tigers ... collected 1.5 tackles for a loss (-12 yards), including one sack (-11 yards) ... played a key role in stopping the LSU rushing attack, making five of his six stops against the run to help limit the Tigers to only 33 yards on rushing on 27 total attempts. **Mississippi State:** Registered a team-high tying six tackles ... added a quarterback hurry and graded out at 81.9 percent, tops among defensive players by Pro Football Focus.

TOMLINSON'S CAREER STATISTICS

Year	Tackles					Fumbles					
	G-S	TT	UT	AT	TFL	QBH	Sacks	FF	FR	PBU	INT
2013	1-0	4	2	2	0-0	0	0-0	0	0-0	0	0-0
2014	14-0	22	8	14	5.5-11	2	2-5	0	0-0	0	0-0
2015	15-0	34	12	22	0.5-1	4	0-0	0	0-0	6	0-0
2016	10-10	37	10	27	4-31	3	3-28	1	0-0	3	0-0
Total	40-10	97	32	65	10-43	9	5-33	1	0-0	9	0-0

TOMLINSON'S CAREER BESTS

Tackles 7 (twice); last at Ole Miss, 2016
Tackles for Loss ... 2 (twice); last vs. Mississippi State, 2014
Yards Lost 14 vs. Texas A&M, 2016
Sacks 1 (five times); last at LSU, 2016
Yards Lost 12 vs. Texas A&M, 2015
Quarterback Hurries 2 vs. Arkansas, 2015
Pass Breakups 3 vs. Wisconsin, 2015



LEVI WALLACE
 DB
 Jr. • 6-0 • 170 • SQ
 Tucson, Ariz./
 Tucson

39

JUNIOR (2016): A former walk-on who was awarded a scholarship during fall camp ... provides depth at corner and on special teams for the Tide ... earned special teams player of the week honors from the UA coaching staff for

his play against Mississippi State. **USC:** Played in his first collegiate game, making one tackle and breaking up a pass. **Western Kentucky:** Recorded one tackle and a pass breakup, entering in a reserve role in the Tide secondary. **Ole Miss:** Entered in a reserve role in the Tide secondary but did not record any stats. **Kent State:** Played in a relief role and recorded a career-high three tackles against the Golden Flashes. **Tennessee:** Came in late in the game in the defensive secondary but did not record any stats. **Mississippi State:** Matched his career-high total for tackles with three against the Bulldogs ... made one stop on punt coverage, downing the MSU returner immediately on his way to earn special teams player of the week honors from the Alabama coaches ... added a pair of tackles in the Tide secondary.

WALLACE'S CAREER STATISTICS

Year	Tackles					Fumbles					
	G-S	TT	UT	AT	TFL	QBH	Sacks	FF	FR	PBU	INT
2016	6-0	8	6	2	0	0	0	0	0	2	0

WALLACE'S CAREER BESTS


Tackles 3 (twice); last vs. Mississippi State, 2016
Pass Breakups ... 1 (twice); last vs. Western Kentucky, 2016



DALLAS WARMACK
 OL
 So. • 6-2 • 299 • 1L
 Atlanta, Ga./
 Mays

59

SOPHOMORE (2016): Earned valuable time along the offensive line as a true freshman in 2015 and has played in 14 career games for the Crimson Tide, including seven this season (USC, Western Kentucky, Kent State, Kentucky, Arkansas, Tennessee, Mississippi State).




JONAH WILLIAMS
 OL
 Fr. • 6-5 • 296 • HS
 Folsom, Calif./
 Folsom

73

FRESHMAN (2016): One of the top overall players in the state of California who arrived at the Capstone as an early enrollee in the spring and earned a starting job at right tackle for the Crimson Tide in 2016 ... a likely Freshman All-American who has earned a reputation as one of the top true freshmen in the nation, not only on the offensive line but across all positions ... helps the Tide rank 14th nationally and first in the SEC in scoring offense (41.2 ppg), 12th nationally and second in the league in rushing offense (255.2 ypg) and first in the SEC and 23rd in the nation in total offense (492.2 ypg) ... blocked for 10 100-yard rushing games — four from Damien Harris and Jalen Hurts along with one each for Bo

Scarborough and Josh Jacobs ... has a team-high 23 knockdown blocks on the year ... chosen as the SEC Freshman of the Week for his performance against USC and SEC Lineman of the Week for his game at Tennessee ... selected as one of the UA coaching staff's offensive players of the week for his games against USC, Western Kentucky, Kent State, at Arkansas and Tennessee, and against Mississippi State. **USC:** Named SEC Freshman of the Week for his performance against the USC Trojans when he graded out at 83 percent with two knockdown blocks ... opened holes for 242 rushing yards, including 138 yards from sophomore running back Damien Harris. **Western Kentucky:** Started and provided time for Jalen Hurts and Blake Barnett to throw for 351 yards and two touchdowns ... did not allow a sack or a hurry and graded out at a team-high 80 percent with two knockdown blocks. **Ole Miss:** Graded out at 87 percent ... allowed the first sack of his career ... opened holes for 334 yards rushing with 146 from Hurts and 144 from Harris. **Kent State:** Earned Offensive Player of the Week accolades from the Alabama coaching staff ... opened holes for 285 yards and three touchdowns ... blocked for 502 yards of total offense and 48 points ... graded out at 85 percent. **Kentucky:** Had one knock down block ... helped clear a path for 100 rushing yards for Jacobs and 173 for the team ... provided time for 315 passing yards on 65.8 percent passing by the UA quarterbacks ... did not allow a sack or a hurry. **Arkansas:** Helped the Crimson Tide rush for 264 yards on 34 carries and provided time 517 total yards ... earned Offensive Player of the Week honors after grading out at 86 percent with a knockdown block ... opened holes for 122 yards for Damien Harris. **Tennessee:** Cleared a path for 409 yards rushing and 594 yards of total offense ... the 409 yards rushing was the most for an Alabama team since 1992 and the most against Tennessee since 1986 ... helped the Tide average 8.5 yards per attempt ... earned SEC Offensive Lineman of the Week and Alabama Offensive Player of the Week honors ... opened holes for two 100-yard rushers (Hurts 132, Scarborough 109) ... had four knockdown blocks and graded out at 90 percent. **Texas A&M:** Recorded seven knockdown blocks ... graded out at 86 percent ... opened holes for 287 yards on the ground and 451 yards of total offense ... helped Harris notch his fourth 100-yard game of the season as Alabama averaged 5.0 yards per carry ... did not allow a sack or a hurry and did not commit a penalty. **LSU:** Did not allow a sack or a hurry while opening up holes for 216 rushing yards and 323 total yards ... helped Hurts rush for 114 yards and a TD. **Mississippi State:** Once again earned offensive player of the week honors from the Alabama coaching staff ... graded out at 87 percent with a knockdown block ... helped the Tide rush for 218 yards while providing time for 615 yards of total offense ... did not allow a sack or a hurry.



TIM WILLIAMS
LB
Sr. • 6-4 • 237 • 3L
Baton Rouge, La./
University Lab

56

- Candidate for first team All-America honors
- Candidate for the Butkus Award
- Midseason All-American by Sports Illustrated
- Leads the Crimson Tide with 8.0 sacks (-88 yards) which ranks fourth in the SEC
- Has 23 tackles on the season with 56.5 percent for a loss (13.0 TFL for 101 yards)
- Second on the team with 10 QB hurries
- Watch list for the Bednarik, Lott, Nagurski and Lombardi Awards

SENIOR (2016): A disruptive force on the outside for the Crimson Tide ... candidate for the Butkus Award and midseason All-American by Sports Illustrated ... a force once again this season, collecting 23 total tackles and a team-best 8.0 sacks (-88 yards) ... 56.5 percent of his tackles have come behind the line of scrimmage with 13 tackles for a loss of 101 yards ... also has 10 quarterback hurries, two forced fumbles and one pass breakup ... added one fumble recovery which he returned 23 yards for his first career score ... tabbed to the Bednarik, Lott, Nagurski, Butkus and Lombardi Award Preseason Watch Lists ... selected as one of the UA coaching staff's defensive players of the week for his outings against Kentucky and at Arkansas. **USC:** Recorded two tackles and one quarterback hurry against the Trojans ... helped pressure the SC passers into an 18-of-37 day that included one pick and only 130 yards through the air. **Western Kentucky:** Pressured the WKU quarterback off the edge but did not record any stats ... help force the Hilltopper signal-callers into two interceptions by day's end. **Ole Miss:** Had his biggest game of the year, finishing with two tackles, including a sack (-9 yards) and a forced fumble ... his hit on the Rebel quarterback forced a fumble that went into the arms of Jonathan Allen and was returned for the eventual winning score. **Kent State:** Finished his half of play with two tackles, including half a stop for a loss (-4 yards) ... also added a season-high and career-high tying two quarterback hurries during his playing time. **Kentucky:** Played in only one half, but made the most of his time ... finished with four tackles ... three of his tackles went for a loss (-14 yards) to set a new career high ... added one sack (-1) and two quarterback hurries while forcing a fumble ... played a key role in stalling the Wildcat offense for only 87 total yards in the second half. **Arkansas:** Scored his first career touchdown, picking up a fumble and returning it 23 yards for a score ... also added one sack (-10 yards), a pass breakup and a pair of quarterback hurries ... tied for the game high in quarterback pressures to help the Tide defense accumulate a season-high 12 quarterback hurries. **Tennessee:** Finished with two tackles, both for a loss (-20 yards) and one sack (-17 yards) ... applied consistent pressure off the edge to help limit the Volunteers to 131 yards passing. **Texas A&M:** Wreaked havoc all over the field with two sacks for a loss of 27 yards and three total tackles ...

added a quarterback hurry as the high-powered Aggies managed only 278 yards of total offense. **LSU:** Helped the Crimson Tide shutout the Tigers' high-powered offense ... had 1.5 tackles for loss (-3 yards), including half of a sack ... finished with four total tackles while helping limit LSU to just 92 yards passing and 125 total yards. **Mississippi State:** Recorded two tackles for loss (14 yards), including his team-leading eighth sack of the season ... helped force the Bulldogs' quarterback into a 61.15 passer rating.

WILLIAMS' CAREER STATISTICS

Year	Tackles						Fumbles				
	G-S	TT	UT	AT	TFL	QBH	Sacks	FF	FR	PBU	Int
2013	7-0	3	2	1	1-9	0	0-0	0	0-0	0	0-0
2014	12-0	5	2	3	1.5-24	4	1.5-24	0	0-0	0	0-0
2015	15-0	19	13	6	12.5-92	4	10.5-78	0	0-0	1	0-0
2016	10-2	23	17	6	13-101	10	8-88	2	1-23	1	0-0
Total	44-2	50	34	16	28-226	18	20-190	2	1-23	2	0-0

WILLIAMS' CAREER BESTS

Tackles 5 at Mississippi State, 2015
Tackles for Loss 3 vs. Kentucky, 2016
Yards Lost 27 vs. Texas A&M, 2016
Sacks 2.0 (three times); last vs. Texas A&M, 2016
Yards Lost 27 vs. Texas A&M, 2016
Quarterback Hurries . 2 (five times); last vs. Mississippi State, 2016
Pass Breakups 1 (twice); last at Arkansas, 2016
Forced Fumbles 1 (twice); last vs. Kentucky, 2016
Fumble Recoveries 1 at Arkansas, 2016
Return Yards 23 at Arkansas, 2016
Touchdowns (fumble recovery) 1 at Arkansas, 2016



MACK WILSON
LB
Fr. • 6-2 • 244 • HS
Montgomery, Ala./
Carver

30

FRESHMAN (2016): A five-star, in-state product at linebacker for the Crimson Tide ... making an impact on special teams while serving in a reserve role at linebacker ... has also seen time on offense as a blocker and receiver out of the H-back spot ... named one of the UA coaching staff's special teams players of the week for his performance against Texas A&M. **USC:** Made his first collegiate appearance but did not record any stats against the Trojans. **Western Kentucky:** Entered the game as a fullback, blocking for Bo Scarbrough's 2-yard score at the beginning of the fourth quarter. **Ole Miss:** Played against the Rebels but did not record any stats. **Kent State:** Saw time on both sides of the ball, finishing with one tackle on defense ... also added his first career reception with a diving catch in the middle of the end zone for a score. **Kentucky:** Made one tackle on kickoff coverage against the Wildcats, his first special teams tackle of the season. **Arkansas:** Recorded the Razorback fumble on the Tide's first kickoff ... fell on the ball after Hootie Jones made the strip of the Arkansas returner ... the turnover led to the Tide's second touchdown of the evening to build a 14-0 lead just over halfway through the first quarter. **Tennessee:** Played against the Volunteers but did not record any stats. **Texas A&M:** Registered a career-high two tackles, both on special teams ... delivered a pair of huge hits

on kickoff coverage to end any chance of big gains by the Aggie return man ... earned himself special teams player of the week honors from the UA coaching staff for his performance against A&M. **LSU:** Saw time in Baton Rouge but did not record any stats. **Mississippi State:** Recorded one tackle against the Bulldogs from his middle linebacker spot.

WILSON'S CAREER STATISTICS

Year	Tackles						Fumbles				
	G-S	TT	UT	AT	TFL	QBH	Sacks	FF	FR	PBU	Int
2016	10-0	5	4	1	0-0	0	0-0	0	1-0	0	0-0

Year	Rushing					Receiving					
	G-S	Att	Yds	Avg.	TD	LP	Rec	Yds	Avg.	TD	LP
2016	5-0	0	0	0.0	0	--	1	1	1.0	1	1

WILSON'S CAREER BESTS

Tackles 2 vs. Texas A&M, 2016
Fumble Recovery 1 at Arkansas, 2016
Receptions 1 vs. Kent State, 2016
Receiving Yards 1 vs. Kent State, 2016
Long Reception 1 vs. Kent State, 2016
Touchdowns 1 vs. Kent State, 2016



MATT WOMACK
OL
R-Fr. • 6-7 • 320 • RS
Hernando, Miss./
Magnolia Heights

77

REDSHIRT FRESHMAN (2016): After a redshirt season, has developed a role along the offensive line, providing depth to the Crimson Tide's offensive front ... has played in seven games at tackle (USC, Western Kentucky, Kent State, Kentucky, Arkansas, Tennessee, Mississippi State).