



ALABAMA

CRIMSON TIDE FOOTBALL

16 NATIONAL CHAMPIONSHIPS | 119 FIRST TEAM ALL-AMERICANS | 63 BOWL APPEARANCES | 35 BOWL VICTORIES | 25 SEC CHAMPIONSHIPS

1/1 ALABAMA (5-0, 2-0 SEC)

Sept. 3	vs. 20/17 USC (ABC)	W, 52-6
Sept. 10	UR/RV Western Kentucky (ESPN2)	W, 38-10
Sept. 17	*at 19/17 Ole Miss (CBS)	W, 48-43
Sept. 24	Kent State (SEC Network)	W, 48-0
Oct. 1	*Kentucky (ESPN)	W, 34-6
Oct. 8	*at 16/18 Arkansas (ESPN)	6 p.m.
Oct. 15	*at Tennessee (CBS)	2:30 p.m.
Oct. 22	*Texas A&M	TBA
Nov. 5	*at LSU	TBA
Nov. 12	*Mississippi State	TBA
Nov. 19	Chattanooga	TBA
Nov. 26	*Auburn	TBA

16/18 ARKANSAS (4-1, 0-1 SEC)

Sept. 3	Louisiana Tech (SEC Network)	W, 21-20
Sept. 10	at 15/12 TCU (ESPN)	W, 41-38 (2 OT)
Sept. 17	Texas State (SEC Network A)	W, 42-3
Sept. 24	*vs. 10/13 Texas A&M (ESPN)	L, 24-45
Oct. 1	Alcorn State (SEC Network A)	W, 52-10
Oct. 8	*1/1 Alabama (ESPN)	6 p.m.
Oct. 15	*Ole Miss (ESPN)	6 p.m.
Oct. 22	*at Auburn	TBA
Nov. 5	*Florida	TBA
Nov. 12	*LSU	TBA
Nov. 19	*at Mississippi State	TBA
Nov. 26	*at Missouri	TBA

*Conference Game

All times are Central and subject to change

Rankings listed are AP/Amway Coaches Poll

ON THE AIR

TELEVISION

ESPN

Play-by-Play: Joe Tessitore

Color Analyst: Todd Blackledge

Sideline: Holly Rowe



RADIO

Crimson Tide Sports Network

Play-by-Play: Eli Gold

Color Analyst: Phil Savage

Sideline: Chris Stewart



SATELLITE RADIO

CTSN on Sirius: 126

CTSN on XM: 191



(5-0, 2-0 SEC)

ALABAMA
CRIMSON TIDE

GAME 6

Date Saturday, Oct. 8
Time 6 p.m. CT
Location Fayetteville, Ark.
Venue ... Reynolds Razorback Stadium
Capacity 72,000
Television ESPN
Series Record UA leads 16-8
Last Meeting Oct. 10, 2015
..... Alabama 27, Arkansas 14



(4-1, 0-1 SEC)

ARKANSAS
RAZORBACKS

THE GAME: The No. 1/1 University of Alabama football team will travel to Fayetteville, Ark. for a matchup with No. 16/18 Arkansas at Donald W. Reynolds Razorback Stadium. The matchup between the Crimson Tide and Razorbacks is scheduled for a 6 p.m. CT kickoff on ESPN. Joe Tessitore and Todd Blackledge will call the game from the booth with Holly Rowe working the sidelines. Eli Gold and Phil Savage will handle the radio call on the Crimson Tide Sports Network, with Chris Stewart serving as the sideline reporter. The game will also air nationally on SportsUSA radio with John Ahlers on play-by-play and Doug Plank providing analysis.

RANKINGS: Alabama remains No. 1 in both the Amway Coaches and Associated Press polls this week following Saturday's 34-6 win over Kentucky. Arkansas is 18th in the coaches' poll and 16th in the AP rankings entering this Saturday's contest.

ARKANSAS: The Razorbacks enter Saturday's game with a 4-1 overall record, including an 0-1 mark in SEC play following a 52-10 win over Alcorn State at War Memorial Stadium in Little Rock last Saturday. Arkansas opened the season with a 21-20 win over Louisiana Tech, rallying from a 20-14 fourth-quarter deficit. The Hogs then traveled to Fort Worth and defeated No. 15 TCU, 41-38, in double overtime. Arkansas returned home to defeat Texas State, 42-3, on Sept. 17 before suffering its first loss of the season at the hands of No. 10 Texas A&M, 45-24, at AT&T Stadium in Arlington, Texas, on Sept. 24. The Razorbacks are led by head coach Bret Bielema, who owns a 22-21 mark in his fourth season in Fayetteville and 90-45 career record between Arkansas and Wisconsin.

SERIES HISTORY: Alabama leads the series with Arkansas, 16-8 (19-7 before forfeited and vacated games). The most recent meeting occurred last season in Tuscaloosa on Oct. 10, when the Crimson Tide posted a 27-14 Homecoming win over the Razorbacks. The Tide has won nine straight games in the series by an average margin of 36.8-13.3 and have won four consecutive contests between the two teams in Fayetteville, where the Tide has outscored the Hogs 34.8-11.8 during that run. Alabama and Arkansas first met on January 1, 1962, as the Tide defeated the Razorbacks, 10-3, in the Sugar Bowl en route to Alabama's sixth national championship.

NEXT GAME: Alabama will visit No. 9/9 Tennessee on Oct. 15 at Neyland Stadium. The Tide is 52-38-7 against the Volunteers and 23-18-1 all-time in Knoxville. Nick Saban is 11-1 against Tennessee in his career, including a 9-0 mark at Alabama. Saban's teams are 4-1 in road contests vs. the Volunteers, including a 4-0 record during his time with the Crimson Tide.

CRIMSON TIDE FOOTBALL MEDIA SERVICES

Monday	Tuesday	Wednesday	Thursday	Friday	Saturday	Sunday
MEDIA DAY 12 p.m. - Coach Saban 12:30 p.m. - Players 4 p.m. - Viewing	PRACTICE 1 p.m. - Players 3:40 p.m. - Viewing	SEC COACHES TELECONFERENCE 10:40 a.m. PRACTICE 3:40 p.m. - Viewing 6 p.m. - Coach Saban	NO MEDIA AVAILABILITY	NO MEDIA AVAILABILITY	ARKANSAS 6 P.M. CT ESPN	OFF DAY



@ALABAMAFTBL



@ALABAMAFBL



@ALABAMAFTBL

MONDAY

12 p.m. CT - Coach Saban Press Conference – Alabama head coach Nick Saban will be available to the media for his weekly press conference in the Naylor Stone Media Room in the Mal Moore Building at 12 p.m. The audio of Coach Saban's media briefing can also be heard by teleconference by calling 1-800-973-1544 (password is U of A). Selected players that have been requested 24 hours in advance will be available in the Naylor Stone Media Room following Coach Saban's press conference at 12:30 p.m. Player requests should be made by contacting Josh Maxson or Alex Thompson. Josh can be reached by e-mail (jmaxson@ia.ua.edu) or phone (205) 348-3631. Alex can be reached by e-mail (athompson@ia.ua.edu) or phone (205) 348-6084. Requests must be made no later than 5 p.m. CT on Sunday.

MONDAY PRESS CONFERENCE SCHEDULE

12 p.m. Coach Saban
 12:30 p.m. Selected Players

3 p.m. CT – Game notes and press conference quotes/video posted on RollTide.com.

4 p.m. – Practice at the Thomas-Drew Practice Fields (limited viewing period at beginning; no media availability following practice).

TUESDAY

1 p.m. CT – Selected players available in the Naylor Stone Media Room.

3:40 p.m. – Practice at the Thomas-Drew Practice Fields (limited viewing period at beginning).

WEDNESDAY

10 a.m.-12:10 p.m. – SEC Weekly Teleconference – Nick Saban (10:40-10:50 a.m.) - 1-877-381-5694 (Confidential). Contact SEC Office 1-205-458-3000 for weekly passcode to access the call.

3:40 p.m. – Practice at the Thomas-Drew Practice Fields (limited viewing period at beginning).

6 p.m. – Coach Saban available to the media following practice in the Naylor Stone Media Room.

6:15 p.m. – Selected players available to the media following practice in the Naylor Stone Media Room.

THURSDAY

No media availability

FRIDAY

No media availability

ON THE INTERNET

RollTide.com – Alabama's official athletics web site serves as a resource for in-depth information on current and historical Crimson Tide student-athletes, coaches and teams. The football page includes links to rosters, coaching staff, notes packages, practice reports and schedules as well as Tide TV and all of Alabama's rich football history and tradition.

SECsportsmedia.com – Media covering the Southeastern Conference have its own web site to get the latest information on the league. Through the services of Sports Systems, Inc., the site has the latest updated standings, results, schedules, statistics, notes and PDF versions of all SEC releases and media guides. On the site, the SEC has a digital image platform that provides access to the SEC's latest photographs, images, logos and links to all of the SEC school media web sites and home pages.

CRIMSON TIDE VIDEO FTP: Links to download footage for broadcast television use only will be emailed when footage is made available. For questions or to be added to the list, please contact Christopher England by e-mail at cengland@ia.ua.edu.

ALABAMA PLAYERS: Interview requests for Alabama players should be made through Alex Thompson (athompson@ia.ua.edu). Player interviews are usually conducted at Monday's press conference beginning at 12:30 p.m., before practice on Tuesday and after practice on Wednesday. All player requests for Monday's press conference need to be made by 5 p.m. on the Sunday before, so proper notice can be given to the players. Players are off limits for interviews beginning Thursday.

GAME CREDENTIALS: Media should apply for credentials at www.RollTide.com/media. All credentials are held at media will call, which is located in the northwest corner of Bryant-Denny Stadium at Ticket Window 8 which is located next to Gate 3. The media will call window opens three hours prior to kickoff. Any questions can be directed to Roots Woodruff.

ALABAMA ATHLETICS COMMUNICATIONS

Phone: 205-348-6084

Fax: 205-348-8841

Director of Football Communications:
 Josh Maxson (Coach Saban)
 Office: 205-348-3631
 e-mail: jmaxson@ia.ua.edu

Assistant Director of Athletics Communications:
 Todd Bell (Notes/Football Players)
 Phone: 972-825-6686
 e-mail: tbell@ia.ua.edu

Associate Director of Athletics Communications:
 Roots Woodruff (Football Credentials)
 Phone: 205-394-2758
 e-mail: rwoodruff@ia.ua.edu

Senior Associate Athletics Director for Athletics Communications:
 Douglas Walker (Logistics)
 Phone: 205-310-8682
 e-mail: dwalker@ia.ua.edu

Assistant Director of Athletics Communications:
 Alex Thompson (Football Players/Notes)
 Phone: 440-666-7615
 e-mail: athompson@ia.ua.edu

Assistant Director of Athletics Communications:
 Nathan Sheehan
 Phone: 847-846-9894
 e-mail: nsheehan@ia.ua.edu

Director of Athletics Communications:
 Jessica Paré (Football Program)
 Phone: 205-394-5985
 e-mail: jpare@ia.ua.edu

Associate Director of Athletics Communications:
 Aaron Jordan (Football Statistics)
 Phone: 205-913-1979
 e-mail: ajordan@ia.ua.edu

STREAKING: Alabama owns the longest winning streak in the Football Bowl Subdivision, having won 17 consecutive games dating back to last season (a loss on Sept. 19, 2015, vs. Ole Miss). The 17 game streak is the seventh longest in school history (28 games twice: 1991-93 & 1978-80) and the second longest under the direction of head coach Nick Saban (19 games 2009-10). During this stretch the Crimson Tide have won eight games at Bryant-Denny Stadium, five straight road matchups and four consecutive neutral-site contests while going 10-0 against teams from the Southeastern Conference. Alabama has outscored its opponents by 415 points (637-222; 37.4-13.0), an average of 24.4 points per game during the streak.

ALABAMA AS THE NATION'S NO. 1: The University of Alabama has played 64 games as the nation's top-ranked team since the inception of the Associated Press poll in 1936. In those games the Crimson Tide boasts a 54-10 (.844) record. Those numbers get even more impressive when you look at the 10 seasons under the direction of head coach Nick Saban (2007-present). Since the ninth game of the 2008 season (106 games), Alabama has played 40 games while being ranked No. 1, posting a 35-5 (.875) record during that span.

FACING OFF WITH THE BEST: The Crimson Tide has the fourth-toughest schedule in college football this season per ESPN.com's preseason College Football Power Index, trailing only USC, Ole Miss and Florida State. Alabama will, by season's end, face off with nine teams who participated in a bowl game a season ago and will have met four teams ranked in the preseason Associated Press Top 25.

BEATING THE BEST: The Crimson Tide is 41-12 (.773) against the Associated Press top 25, including a 22-6 (.786) mark against AP top-10 teams since the start of 2008. This season, the Tide has faced two teams ranked in the AP poll, defeating then-No. 20 USC, 52-6, and then-No. 19 Ole Miss, 48-43. Alabama is scheduled for three more matchups against teams currently in the top 25 (No. 18 Arkansas, No. 9 Tennessee and No. 7 Texas A&M). Alabama finished 8-1 in 2015 against the AP top 25 after going 5-2 in 2014, 3-2 in 2013 and 5-1 in 2012. The Tide held a 4-1 mark vs. top 25 teams in 2011 and went 5-3 in 2010.

SCORING SUCCESS: Alabama leads the SEC in scoring offense (44.0 points per game) and ranks second in scoring defense (13.0 ppg). Nationally, the Tide ranks 13th in scoring and ninth in scoring defense.

ALWAYS IN THE HUNT: Since the 2008 season, Alabama has played in only three regular season games that did not have national championship implications. Following the Crimson Tide's 24-21 loss to LSU in 2010, Alabama was essentially eliminated from a chance to remain in the national championship discussion. The final three games of that season mark the only three regular season contests without national championship implications during this span.

PRONUNCIATION GUIDE

#65 DEONTE Brown	dee-ON-tay
#48 MEKHI Brown	Muh-KI
#5 SHYHEIM Carter	sheh-HEEM
#11 Gehrig DIETER	DEE-ter
#7 TREVON Diggs	TRAY-von
#43 Lawrence EREKOSIMA	O-seem-uh
#87 Miller FORRISTALL	FOUR-is-tall
#24 TERRELL Hall	TEAR-uhl
#63 J.C. HASSENAUER	HAAS-en-our
#81 Derek KIEF	Keef
#78 KORREN KIRVEN	CORE-in CURVE-in
#84 Hale HENTGES	HEN-ches
#19 XAVIAN Marks	Zay-V-an
#92 Andy PAPANASTOS	pop-uh-NASS-tis
#94 DA'RON Payne	DA-Ron
#72 Richie PETITBON	PETTY-bone
#71 Ross PIERSCHBACHER	PEERSCH-baker
#13 ArDARIUS Stewart	R-darius
#14 DEIONTE Thompson	dee-ON-tay

ALABAMA FOOTBALL

QUICK FACTS

Location	Tuscaloosa, Ala.
Enrollment	37,655
Founded	April 12, 1831
Conference	Southeastern (West)
Colors	Crimson and White
Nickname	Crimson Tide
President	Dr. Stuart Bell
Athletic Director	Bill Battle
Faculty Athletics Representative	Dr. James King

FOOTBALL HISTORY

First Season	1892
All-Time Record	869-326-43 (.719)
All-Time SEC Record	388-167-20 (.692)
National Championships	16
SEC Championships	25
First Team All-Americans	119 players, 153 times
First Team All-Conference	239 players, 319 times
Bowl Appearances	63
Bowl Victories	35

COACHING STAFF

Head Coach	Nick Saban
Alma Mater	Kent State, 1973
Collegiate Career Record (Years)	196-60-1 (21st)
Alabama Record (Years)	105-18 (10th)
Offensive Coordinator	Lane Kiffin
Alma Mater	Fresno State, 1998
Defensive Coordinator	Jeremy Pruitt
Alma Mater	West Alabama, 1999

TEAM INFORMATION

2015 Overall Record	14-1
2015 SEC Record/Finish	7-1/First (West)
2015 Bowl	Goodyear Cotton Bowl (CFP Semifinal)
Bowl Result	Alabama 38, Michigan State 0
CFP Championship	Alabama 45, Clemson 40
Final Ranking	No. 1 Associated Press
	No. 1 USA TODAY Coaches

2016 SOUTHEASTERN CONFERENCE STANDINGS

EASTERN DIVISION

School	Overall	SEC
Tennessee	5-0	2-0
Florida	4-1	2-1
Georgia	3-2	1-2
Kentucky	2-3	1-2
South Carolina	2-3	1-3
Missouri	2-3	0-2
Vanderbilt	2-3	0-2

WESTERN DIVISION

School	Overall	SEC
Alabama	5-0	2-0
Texas A&M	5-0	3-0
LSU	3-2	2-1
Auburn	3-2	1-1
Ole Miss	3-2	1-1
Mississippi State	2-2	1-1
Arkansas	4-1	0-1



PRESEASON HONORS

Jonathan Allen

First Team Preseason All-America (Athlon)
First Team Preseason All-America (Phil Steele)
First Team Preseason All-America (Sporting News)
First Team Preseason All-America (CBS Sports)
Bednarik Award Watch List
Ronnie Lott IMPACT Trophy Watch List
Nagurski Trophy Watch List
Rotary Lombardi Award Watch List

Ryan Anderson

Butkus Award Watch List
Rotary Lombardi Award Watch List

Reuben Foster

Second Team Preseason All-America (Athlon)
Second Team Preseason All-America (Phil Steele)
Second Team Preseason All-America (Sporting News)
Second Team Preseason All-America (CBS Sports)
Bednarik Award Watch List
Butkus Award Watch List
Nagurski Trophy Watch List
Rotary Lombardi Award Watch List

Adam Griffith

Lou Groza Award Watch List

Da'Shawn Hand

Fourth Team Preseason All-America (Phil Steele)
Rotary Lombardi Award Watch List

Damien Harris

Fourth Team Preseason All-America (Phil Steele)
Doak Walker Award Watch List

O.J. Howard

First Team Preseason All-America (Phil Steele)
Second Team Preseason All-America (Sporting News)
Second Team Preseason All-America (CBS Sports)
Fourth Team Preseason All-America (Athlon)
Mackey Award Watch List
Maxwell Award Watch List
Wuerffel Award Watch List
Rotary Lombardi Award Watch List
Allstate/AFCA Good Works Team Nominee

Da'Ron Payne

Rotary Lombardi Award Watch List

Marlon Humphrey

Third Team Preseason All-America (Phil Steele)
Nagurski Trophy Watch List

Eddie Jackson

Second Team Preseason All-America (Athlon)
Second Team Preseason All-America (Phil Steele)
Second Team Preseason All-America (Sporting News)
Bednarik Award Watch List
Walter Camp Player of the Year Award Watch List
Ronnie Lott IMPACT Trophy Watch List
Nagurski Trophy Watch List
Jim Thorpe Award Watch List

Calvin Ridley

First Team Preseason All-America (Athlon)
First Team Preseason All-America (Phil Steele)
First Team Preseason All-America (Sporting News)
First Team Preseason All-America (CBS Sports)
Biletnikoff Award Watch List
Maxwell Award Watch List

Cam Robinson

First Team Preseason All-America (Athlon)
First Team Preseason All-America (Phil Steele)
First Team Preseason All-America (Sporting News)
First Team Preseason All-America (CBS Sports)
Outland Trophy Watch List
Rotary Lombardi Award Watch List

Bo Scarbrough

Doak Walker Award Watch List

JK Scott

First Team Preseason All-America (Athlon)
First Team Preseason All-America (Phil Steele)
First Team Preseason All-America (CBS Sports)
Ray Guy Award Watch List
Wuerffel Trophy Watch List

Dalvin Tomlinson

Second Team Preseason All-America (Sporting News)
Rotary Lombardi Award Watch List

Tim Williams

First Team Preseason All-America (Phil Steele)
First Team Preseason All-America (CBS Sports)
Fourth Team Preseason All-America (Athlon)
Bednarik Award Watch List
Ronnie Lott IMPACT Trophy Watch List
Nagurski Trophy Watch List
Butkus Award Watch List
Rotary Lombardi Award Watch List

FIRST TIME STARTERS: Freshman running back Joshua Jacobs became the 12th Crimson Tide student-athlete to make his first career start when he took the field on the first play of the opening series vs. Kentucky this season on Oct. 1. Junior wide receiver Cam Sims made his first career start against Kent State the week prior on Sept. 24. Three student-athletes made their first career start against Western Kentucky on Sept. 10, including two on offense and one on defense. Making their first starts on offense were Jalen Hurts (QB) and Gehrig Dieter (WR). Anthony Averett (DB) made his first start on defense. Seven student-athletes made their first career start against USC, including three on defense and four on offense. Getting their first career nod on defense were Ryan Anderson (LB), Dalvin Tomlinson (DE) and Tim Williams (LB). The offensive starters were Blake Barnett (QB), Miller Forristall (TE), Damien Harris (RB) and Jonah Williams (OT).

NON-OFFENSIVE TDs IN THE SABAN ERA: Ronnie Harrison's 55-yard fumble return in the second quarter vs. Kentucky on Oct. 1 was the 53rd non-offensive touchdown of the Nick Saban era and the seventh for Alabama this season. The Tide has now scored at least one touchdown on defense or special teams in each game this season. Xavian Marks returned a punt 75 yards for a touchdown against Kent State on Sept. 24. At Ole Miss on Sept. 17, Eddie Jackson returned the first punt of his career 85 yards for a touchdown and Da'Ron Payne and Jonathan Allen returned fumbles three and 75 yards, respectively. Jackson returned an interception 55 yards for a score in the second quarter against Western Kentucky on Sept. 10 and Marlon Humphrey returned an interception 18 yards for a touchdown in the Tide's season-opening 52-6 win over USC on Sept. 3. Alabama has scored eight non-offensive touchdowns in its last six games – two interceptions, three punt returns, two fumble recoveries and a kickoff return – dating back to the CFP semifinal vs. Michigan State on Dec. 31, 2015. In 2015, the Tide posted 10 non-offensive touchdowns, including four interceptions, four punt returns, one kickoff return and one blocked punt return. The Crimson Tide took a school-record three interceptions back for touchdowns against Texas A&M on Oct. 17. Since Saban took over in 2007, Alabama has garnered 21 interception returns, 15 punt returns, seven fumble returns, six kickoff returns and four blocked punt returns for touchdowns. Alabama scored one non-offensive touchdown in 2014. The Tide scored seven non-offensive touchdowns in 2013.

Non-Offensive TDs in the Saban Era

Season	INT	FR	KOR	PR	BkPR	Totals
2016	2	3	—	2	—	7
2015	4	—	1	4	1	10
2014	—	1	—	—	—	1
2013	3	—	1	2	1	7
2012	1	1	1	—	—	3
2011	3	—	—	1	1	5
2010	2	—	1	—	1	4
2009	2	1	2	1	—	6
2008	4	1	—	4	—	9
2007	—	—	—	1	—	1
TOTALS	21	7	6	15	4	53

COACHING ASSIGNMENTS

Burton Burns - Associate Head Coach/Running Backs/Special Teams	Sideline
Mario Cristobal - Assistant Head Coach/Tackles & Tight Ends	Sideline
Karl Dunbar - Defensive Line	Sideline
Brent Key - Offensive Line/Centers & Guards	Sideline
Lane Kiffin - Offensive Coordinator/Quarterbacks	Sideline
Tosh Lupoi - Co-Defensive Coordinator/Outside Linebackers	Sideline
Jeremy Pruitt - Defensive Coordinator/Inside Linebackers	Sideline
Derrick Ansley - Secondary	Booth
Billy Napier - Wide Receivers	Booth

NON-OFFENSIVE WINS: Alabama's defense and special teams has outscored the Crimson Tide's opponent in three of five games this season. In the season opener, Marlon Humphrey's 18-yard interception return accounted for seven of the Tide's 52 points, while the Trojans managed two field goals. Against Kent State, Xavian Marks' 75-yard punt return for a touchdown was the difference in Alabama's shutout victory. The defense once again proved to be enough against Kentucky with Ronnie Harrison's 55-yard fumble return going for seven points in a 34-6 win over the Wildcats. Alabama almost pulled it off in four games, scoring on Eddie Jackson's 55-yard interception return, only to see Western Kentucky score a late touchdown to edge the Tide's defense 10-7. The Tide also scored three non-offensive touchdowns in a 48-43 win over No. 17 Ole Miss.

TIDE LEADS THE NATION IN NON-OFFENSIVE TOUCHDOWNS: Alabama's seven non-offensive touchdowns in 2016 tops the Football Bowl Subdivision through five games. Akron, Houston, Michigan and Ohio State have each tallied four non-offensive scores. The Tide has scored at least one non-offensive touchdown in each of its last seven games dating back to the CFP semifinal vs. Michigan State on Dec. 31, 2015, and has tallied 17 non-offensive TDs in its last 16 games dating back to the Georgia game on Oct. 3, 2015.

THREE NON-OFFENSIVE TOUCHDOWNS EQUALS RECORD: Alabama's three non-offensive touchdowns at Ole Miss on Sept. 17 marked the third time in the last four seasons the Crimson Tide defense and special teams have found the end zone in the same game. The Tide took three interceptions back for scores against Texas A&M in 2015 and had a punt return, interception return and kickoff return against Virginia Tech in the 2013 season opener. Prior to 2013, the last time the Crimson Tide had scored three non-offensive touchdowns in a game was Sept. 30, 1995, against Georgia.

ALABAMA HAS MOST WINS SINCE 2008: Dating back to the start of the 2008 season, Alabama has won 103 games, the most in the Football Bowl Subdivision. The Crimson Tide won 12 games in 2008, followed by a perfect 14-0 record in 2009, a 10-3 mark in 2010 and a 12-1 record in 2011. Alabama finished 13-1 in 2012, 11-2 in 2013, 12-2 in 2014 and 14-1 in 2015. Boise State is second with 94 wins while Oregon is third with 91 victories.

Total Wins (since 2008)

Team	Wins	2008+09+10+11+12+13+14+15+16
1. ALABAMA	103	12+14+10+12+13+11+12+14+5
2. Boise State	94	12+14+12+12+11+8+12+9+4
3. Oregon	91	10+10+12+12+12+11+13+9+2
4. TCU	85	11+12+13+11+7+5+12+11+3
5. LSU	81	8+9+12+13+9+10+8+9+3

NFL DRAFT: The Crimson Tide saw seven former Alabama players selected in the 2016 NFL Draft, including first-round pick Ryan Kelly who went 18th overall to the Indianapolis Colts. Linebacker Reggie Ragland was the next to go (41st, Buffalo Bills) followed by Derrick Henry (45th, Tennessee Titans), A'Shawn Robinson (46th, Detroit Lions), Jarran Reed (49th, Seattle Seahawks) and Cyrus Jones (60th, New England Patriots), all in the second round. Running back Kenyan Drake rounded out the 2016 NFL Draft class when he was chosen by the Miami Dolphins at 73rd overall in the third round.

LEADING THE WAY TO THE NFL: Alabama has had more draft picks over the last six drafts (44) than any other college in the nation. Fifteen of those picks have been first-round selections and 25 have gone in the first two rounds. The list of 44 features four Super Bowl Champions, seven Pro Bowl selections, one All-Pro and one Offensive Rookie of the Year.

ALABAMA IN THE AP POLL

Alabama has been ranked in 748 of the 1,110 *Associated Press* college football polls since 1936, according to the AP Poll Archive. The Crimson Tide owns a 458-127-8 (.779) all-time record in games when ranked in the *Associated Press* college football poll, including a 100-15 (.870) mark under head coach Nick Saban. The Crimson Tide is also ranked in the AP poll for the 135th consecutive week, topping its previous streak set in the mid-1990s when UA was ranked for 71 straight weeks under head coach Gene Stallings. Alabama has started five seasons at No. 1 (2016, 2013, 2010, 1978, 1966).

ASSOCIATED PRESS TOP 25 (OCT. 2)

Rank	Team (FPV)	Record	Points	Previous Rank
1	ALABAMA (53)	5-0	1,514	1
2	Ohio State (6)	4-0	1,451	2
3	Clemson (1)	5-0	1,403	5
4	Michigan (1)	5-0	1,334	4
5	Washington	5-0	1,234	10
6	Houston	5-0	1,233	6
7	Louisville	4-1	1,160	3
8	TEXAS A&M	5-0	1,113	9
9	TENNESSEE	5-0	1,045	11
10	Miami	4-0	909	14
11	Wisconsin	4-1	882	8
12	Nebraska	5-0	821	15
13	Baylor	5-0	805	13
14	OLE MISS	3-2	712	16
15	Stanford	3-1	711	7
16	ARKANSAS	4-1	528	20
17	North Carolina	4-1	497	NR
18	Florida	4-1	391	23
19	Boise State	4-0	385	24
20	Oklahoma	2-2	324	NR
21	Colorado	4-1	276	NR
22	West Virginia	4-0	240	NR
23	Florida State	3-2	230	12
24	Utah	4-1	86	18
25	Virginia Tech	3-1	85	NR

Others Receiving Votes: Western Michigan 76, UCLA 56, **LSU 49**, North Dakota State 46, **AUBURN 46**, Georgia 42, Oklahoma State 41, TCU 26, Maryland 23, Air Force 17, San Diego State 10, Michigan State 7, USF 6, Arizona State 4, California 3, Indiana 3, Texas 1.

2016 Opponents in **BOLD**

SABAN AMONG THE BEST

TOP WINNING PERCENTAGE (DIVISION I) BY ACTIVE COACHES (10 YEARS)

Urban Meyer	Ohio State (13th)	158-27	.854
Chris Petersen	Washington (11th)	111-24	.822
Bob Stoops	Oklahoma (18th)	181-48	.790
NICK SABAN	ALABAMA (21st)	196-60-1	.765
Gary Patterson	TCU (17th)	145-49	.747

ALABAMA IN THE COACHES POLL

The Crimson Tide has enjoyed much success in the coaches rankings over the past half century. The United Press International debuted the coaches poll in 1950 and ran the poll through the 1990 season. *USA TODAY* has administered the poll for the past 26 seasons (1991-2016), and in 2014, Amway became the title sponsor. Alabama was ranked No. 1 in the 2010 preseason coaches' poll after starting out the 2009 preseason poll at No. 5. Alabama remained in the top five the entire season, reaching No. 1 after defeating Florida in the SEC Championship and holding the position to claim the national championship after defeating Texas in Pasadena. The Tide then claimed the No. 1 spot to close out the 2011, 2012 and 2015 seasons, while beginning at No. 1 in 2016. The Tide has compiled five UPI (1961, 1964, 1973 & 1979) and five *USA TODAY* (1992, 2009, 2011, 2012 & 2015) coaches poll national titles.

AMWAY COACHES TOP 25 (OCT. 2)

Rank	Team (FPV)	Record	Points	Previous Rank
1	ALABAMA (57)	5-0	1,544	1
2	Ohio State (3)	4-0	1,474	2
3	Clemson (2)	5-0	1,437	3
4	Michigan	5-0	1,348	5
5	Houston	5-0	1,256	7
6	Washington	5-0	1,250	9
7	TEXAS A&M	5-0	1,132	10
8	Louisville	4-1	1,105	4
9	TENNESSEE	5-0	1,101	11
10	Miami	4-0	902	14
11	Baylor	5-0	876	13
12	Nebraska	5-0	860	15
13	Wisconsin	4-1	844	8
14	OLE MISS	3-2	671	17
15	Stanford	3-1	635	6
16	North Carolina	4-1	587	23
17	ARKANSAS	4-1	525	22
18	Florida	4-1	490	21
19	Boise State	4-0	341	27
20	West Virginia	4-0	309	30
21	Florida State	3-2	257	12
22	Oklahoma	2-2	228	29
23	Colorado	4-1	144	37
24	Utah	4-1	117	18
25	Western Michigan	5-0	86	32

Others Receiving Votes: LSU 77, Michigan State 71, Maryland 70, Georgia 65, Air Force 59, UCLA 50, Virginia Tech 50, Oklahoma State 43, TCU 32, USF 24, Arizona State 23, **AUBURN 21**, Texas Tech 11, San Diego State 10, California 7, Indiana 3, Troy 3, South Alabama 2, **USC 2**, Minnesota 2, Southern Miss 2, Middle Tennessee 1, Eastern Michigan 1, Appalachian State 1, Wake Forest 1.

2016 Opponents in **BOLD**

OFF-THE-FIELD NOTES

ALABAMA DEGREES: Alabama's success on the field over the past nine seasons under the direction of head coach Nick Saban has coincided with the Crimson Tide's success in the classroom. *The 2016 squad features 10 players who already have degrees in hand going into the season opener with USC.* Over the previous eight seasons (2008-15) Alabama saw **94 degrees earned (graduate and undergraduate)** by players who were still suiting up for the Crimson Tide after having graduated. Since the 2010 season, Alabama has seen an impressive **11 players earn a master's degree** before stepping foot on the field. In 2015, the Crimson Tide led all bowl teams with a total of 29 players who earned their degrees prior to the start of postseason play. Three of the 29 earned their master's degrees during the 2015 season.

GRADUATING WITH THE BEST: The Alabama football team has not only been dominant on the field, but also in the classroom. The Crimson Tide ranks fourth among Associated Press Preseason Top 25 teams for its graduation rate of 86 percent. Ahead of Alabama are only Stanford (99 percent) and Notre Dame (93 percent) and UCLA (89 percent). Alabama's percentage was the Southeastern Conference's highest graduation success rate (GSR) of all 14 SEC football programs.

ACADEMIC PROWESS: The Tide has been a model of success on the football field, but the team has generated plenty of accolades in the classroom as well. Below are some of the academic highlights under head coach Nick Saban.

- A total of nine Crimson Tide players will take the field with their degrees in hand for the season opener with USC.
- Earned Graduation Success Rate (GSR) of 86 this year, the highest across all 14 SEC football programs.
- In 2015, for the third consecutive year, Alabama football led the nation in graduates on its roster during postseason play (29 in 2015, 22 in 2014; 28 in 2013).
- Alabama's last four national title football teams (2009, 2011, 2012, 2015) included 89 players who had earned their degrees prior to game time.
- The 2014 team was recognized as one of the nation's top academic programs, ranking third in the annual academic rankings of the top 25 college football teams produced by New America, a Washington D.C. think-tank.
- The 2011 BCS national championship team had 21 graduates playing in the bowl game, which was the second most in the country.
- That 2011 team led the SEC with 38 student-athletes being named to the SEC Academic Honor Roll
- The 2009 BCS national championship team led the country with 11 graduates playing in the bowl game.
- In 2015-16, Alabama tied for the lead in the in number of football student-athletes being named to the SEC First-Year Academic Honor Roll with 10 honorees. Alabama topped that list in 2009, 2010 and 2011.

CRIMSON TIDE IN THE COMMUNITY: Last season, Alabama worked 400-plus hours of community service in Tuscaloosa and the surrounding areas. The team volunteered their time across numerous areas last season including in schools, hospitals, with Habitat for Humanity and on campus.

HOWARD NOMINATED FOR WUERFFEL TROPHY: Alabama tight end O.J. Howard has been nominated for the 2016 Wuerffel Trophy. Howard completed his undergraduate degree in May 2016 and is pursuing a masters degree in sports business management. Howard, a 2016 Allstate/AFCA Good Works Team nominee, volunteers his time as a regular visitor to children's hospitals in Birmingham, with Habitat for Humanity and has been a regular visiting the VA hospital while with the Crimson Tide. Named after 1996 Heisman Trophy Winner, Danny Wuerffel, the trophy is presented in Fort Walton Beach, Fla., annually to the college football player that best combines exemplary community service with academic and athletic achievement. Former Alabama offensive lineman Barrett Jones is among the past recipients of the award. Jones was honored following the 2010 season.

ALABAMA ATHLETICS AS A WHOLE: The University of Alabama has built a total program, winning championships on the field and bringing home plenty of academic awards in the classroom.

- Since 2008, Crimson Tide athletics teams have won 10 national championships in five different sports and 22 SEC championships in seven different sports.
- Alabama claimed two SEC team titles during the 2015-16 academic year - football and women's golf.
- The overall cumulative grade-point average of Alabama student-athletes in 2015-16 was 3.16.
- Twelve Crimson Tide teams had cumulative GPAs above 3.0 for 2015-16
- Alabama student-athletes earned SEC Academic Honor Roll recognition 350 times during the 2015-16 academic year. The Crimson Tide had 82, 59 and 126 student-athletes named to the SEC Fall, Winter and Spring Academic Honor Rolls and 83 named to the First-Year Academic Honor Roll.
- Since 2000, UA has produced 113 Academic All-America honorees, which ranks third nationally over that span behind only Nebraska (136) and Notre Dame (125). Alabama passed Stanford (106) and Penn State (99) round out the top five.
- Since 2010, Alabama leads all NCAA Division I schools with 65 Academic All-America honors. Stanford is second over that span with 62, while Nebraska is third at 53.

DEFENSIVE NOTES

TIDE LEADS NATION IN DEFENSIVE TOUCHDOWNS: With Ronnie Harrison's 55-yard fumble return vs. Kentucky on Oct. 1, Alabama's defense has scored five touchdowns this season, the most in the country through five games. Ohio State has scored four times on defense this season while Arkansas, Houston, Marshall, Ole Miss, Tulsa and Wyoming have each tallied three time defensively. In addition to Harrison's touchdown against Kentucky, the Tide defense also found the end zone against Ole Miss, on fumble returns of three yards and 75 yards by Da'Ron Payne and Jonathan Allen, respectively; against Western Kentucky on a 55-yard interception return by Eddie Jackson and against USC on an 18-yard interception return by Marlon Humphrey.

2016 Defensive Touchdown Leaders

Team	Touchdowns
1. ALABAMA (2 INT, 3 FR)	5
2. Ohio State (4 INT)	4
3. Arkansas (3 INT)	3
Houston (2 INT, 1 FR)	3
Marshall (3 FR)	3
Ole Miss (2 INT, 1 FR)	3
Tulsa (2 INT, 1 FR)	3
Wyoming (3 INT)	3

3-AND-OUT: The Alabama defense has totaled 35 three-and-outs through five games in 2016 (7.00 per game). The Tide has forced a three-and-out on 35 of 68 drives this season (51.5 percent).

3-and-Outs

Average	Team (Total/Games)	Percentage of Drives
7.00	Houston (35/5)	52.2 (35-67)
7.00	ALABAMA (35/5)	51.5 (35-68)
6.40	Clemson (32/5)	46.4 (32-69)
6.00	Boston College (30/5)	50.8 (30-59)
6.00	Michigan (30/5)	47.6 (30-63)
6.00	Toledo (24/4)	43.6 (24-55)
6.00	Baylor (30/5)	42.9 (30-70)
6.00	Tulsa (24/4)	34.8 (24-69)

2016 COACHING STAFF PLAYERS OF THE WEEK

The Alabama coaching staff recognizes players of the week after each game. Below is a game-by-game look at the winners.

USC (ANNOUNCED SEPT. 5)

Offense	Damien Harris, Cam Robinson, ArDarius Stewart, Jonah Williams
Defense	Jonathan Allen, Reuben Foster, Marlon Humphrey
Specialists	Minkah Fitzpatrick, Adam Griffith, JK Scott

WESTERN KENTUCKY (ANNOUNCED SEPT. 12)

Offense	O.J. Howard, Calvin Ridley, Jonah Williams
Defense	Jonathan Allen, Ronnie Harrison, Marlon Humphrey, Eddie Jackson
Specialists	Minkah Fitzpatrick, Adam Griffith, Keith Holcombe, JK Scott

OLE MISS (ANNOUNCED SEPT. 19)

Offense	Bradley Bozeman, Damien Harris, Jalen Hurts
Defense	Ryan Anderson, Reuben Foster, Dalvin Tomlinson
Specialists	Adam Griffith, Keith Holcombe, Eddie Jackson

KENT STATE (ANNOUNCED SEPT. 26)

Offense	O.J. Howard, Joshua Jacobs, Jonah Williams
Defense	Minkah Fitzpatrick, Ronnie Harrison, Keith Holcombe
Specialists	Adam Griffith, Xavian Marks, JK Scott

KENTUCKY (ANNOUNCED OCT. 3)

Offense	Joshua Jacobs, Calvin Ridley, Cam Robinson
Defense	Reuben Foster, Shaun Dion Hamilton, Tim Williams
Specialists	Keaton Anderson, Adam Griffith, Bo Scarbrough

ARKANSAS (ANNOUNCED OCT. 10)

Offense	
Defense	
Specialists	

TENNESSEE (ANNOUNCED OCT. 17)

Offense	
Defense	
Specialists	

TEXAS A&M (ANNOUNCED OCT. 24)

Offense	
Defense	
Specialists	

LSU (ANNOUNCED NOV. 7)

Offense	
Defense	
Specialists	

MISSISSIPPI STATE (ANNOUNCED NOV. 14)

Offense	
Defense	
Specialists	

CHATTANOOGA (ANNOUNCED NOV. 21)

Offense	
Defense	
Specialists	

AUBURN (ANNOUNCED NOV. 28)

Offense	
Defense	
Specialists	

10 POINTS OR FEWER: Alabama's 34-6 win over Kentucky on Oct. 1 marked the 61st time the Crimson Tide has held an opponent to 10 points or fewer under head coach Nick Saban since the start of the 2007 season and the fourth time in 2016. In 2015, Alabama held six opponents to 10 points or less and recorded two shutouts. In 2014, Alabama shut out two opponents and held seven opponents to two touchdowns or less. Alabama held 9 of 13 opponents to 10 points or less in 2013 with three shutouts. Seven opponents were limited to 10 points or less in 2012, four of which were shutouts. Alabama was successful in holding opponents to single digits in nine games in 2011 and eight times in 2010. Alabama kept opponents within that range seven times in both 2008 and 2009, and in 2007 posted two games in which it held opponents to 0-10 points. Alabama has shut out the opposition 17 times during the Saban era.

HARD TO FIND THE END ZONE AGAINST THE TIDE: Since the start of the 2009 season, no defense has allowed fewer touchdowns than the Crimson Tide. Alabama's defense has surrendered only 147 touchdowns over the last 99 games. That is 41 fewer than the second most in the nation (Florida with 188).

Fewest TDs Allowed by Defense since 2009

Team	Touchdowns
1. ALABAMA	147
2. Florida	188
3. LSU	190

POINTS HARD TO FIND: Through five games in 2016, the Alabama defense has surrendered only 65 points (13.0 ppg) to rank No. 9 nationally and second in the SEC in scoring defense. The Tide has held four of its five opponents - USC (52-6), Western Kentucky (38-10), Kent State (48-0) and Kentucky (34-6) - to 10 points or less this season and has allowed only one red zone touchdown in eight trips inside the 20 by opponents.

NO GO IN THE RED ZONE: Alabama ranks 29th nationally in red zone defense, having surrendered only six scores in eight opponent trips inside the 20-yard line. But a closer look at the numbers reveals how dominant the Tide defense has been once an opposing offense reaches the Tide 20. Of the six opponent scores, only one has been a touchdown, which is tied with Ohio State for the fewest red zone touchdowns allowed this season. Alabama is also among the nation's best in keeping teams out of the red zone. The eight red zone trips allowed by the Tide is tied with the Buckeyes for the fourth-fewest allowed in the FBS (Houston- 5, Kansas State & Michigan - 6).

HOLDING OPPONENTS UNDER 200: During head coach Nick Saban's last 115 games at the Capstone (since the start of the 2008 season), the Crimson Tide defense has held the opposing offense to fewer than 200 yards of total offense 39 times, the most recent being Kentucky (161) on Oct. 1. The Tide has also held USC (194) and Kent State (166) below the 200-yard mark this season. In 2015, Alabama held four opponents to fewer than 200 yards (Florida - 180, Charleston Southern - 134, LSU - 182 yards, ULM - 92). Alabama's best came in 2009 when the Tide held Chattanooga to 84 yards of total offense.

HOLDING OPPONENTS UNDER 300: In head coach Nick Saban's tenure at Alabama, the Crimson Tide has limited opponents to under 300 yards of total offense 80 times, or 62.5 percent of the time. Alabama opened the 2016 season by limiting USC to just 194 yards in the Tide's 52-6 victory and followed that up by holding Western Kentucky to 239 yards on Sept. 10. In the last two games Alabama held Kent State to 166 yards on Sept. 24 and Kentucky to 161 the following week. In 2015, the Crimson Tide held the opposition to less than 300 yards of offense 10 times in 2015 (Michigan State, 239 yards; Florida, 180; Auburn, 260; LSU, 182; Arkansas, 220; Georgia, 299; ULM, 92; Middle Tennessee, 275; Wisconsin, 268).

TIDE RUSHING DEFENSE AMONG THE NATION'S BEST:

Through five games in 2016, the Alabama defense has limited its opponents to 342 total yards on the ground. The 68.4 yards per game average currently ranks No. 3 in the Football Bowl Subdivision and leads the SEC. The Crimson Tide has held its opponents to 2.26 yards per carry so far this season. Alabama limited USC to 2.1 yards per rush in the season opener, allowed one yard per attempt by Western Kentucky on Sept. 10, held Ole Miss to 3.1 yards per carry on Sept. 17, limited Kent State to 2.7 yards per rush on Sept. 24 and Kentucky to 2.0 per carry on Oct. 1.

TOUGH SLEDDING ON THE GROUND: Alabama has allowed only one rushing touchdown so far this season. In 2015, the Crimson Tide allowed only seven rushing touchdowns in 15 games, second-lowest total in the country. The Tide leads the nation in allowing the fewest rushing touchdowns since the start of the 2005 season, surrendering only 79. Since head coach Nick Saban arrived in 2007, the Crimson Tide has allowed 62 rushing touchdowns. Ohio State is No. 2 in that category, giving up 96 since 2007.

RUSHING DEFENSE: Alabama has surrendered only 16 individual 100-yard rushing performances dating back to the 2005 season, a mark that is the lowest in the nation. Since head coach Nick Saban's arrival in 2007, the Tide has allowed 11 players to rush for more than 100 yards in a game: Georgia's Nick Chubb (146 on Oct. 3, 2015), Ohio State's Ezekiel Elliott (230 on Jan. 1, 2015), Auburn's Tre Mason (164 on Nov. 30, 2013), Virginia Tech's Trey Edmunds (132 on Aug. 31, 2013), Georgia's Todd Gurley (122 yards on Dec. 1, 2012), LSU's Jeremy Hill (107 on Nov. 3, 2012), Georgia Southern's Dominique Swope (153 on Nov. 19, 2011), Tennessee's Tauren Poole (117 on Oct. 23, 2010), Ole Miss' BenJarvus Green-Ellis (131 on Oct. 13, 2007), Houston's Anthony Alridge (100 on Oct. 6, 2007) and Darren McFadden of Arkansas (195 on Sept. 15, 2007).

Fewest 100-Yard Rushers Allowed (FBS teams since 2005)

1. ALABAMA	16
2. Boston College	22
3. Ohio State	25
4. Boise State	35
5. Penn State	44

OVERWHELMING DEFENSE: The Crimson Tide posted its first shutout of the 2016 season in a 48-0 win over Kent State on Sept. 24, but the true domination is found with a closer look at the box score. Alabama's first-team defense limited the Golden Flashes to just 61 total yards on 27 plays before heading to the bench after the first drive of the second half. The more amazing part was the Tide surrendered a 47-yard run on the first play of the game and then allowed just 14 yards to KSU on the next 26 plays (0.54 yards per play), including just 13 yards passing.

BACK-TO-BACK GAMES WITH INTERCEPTIONS FOR TOUCHDOWNS: Eddie Jackson's 55-yard interception return for a score in the second quarter against Western Kentucky on Sept. 10 gave Alabama interception returns for touchdowns in consecutive games for the first time since 2008. On Sept. 3, Marlon Humphrey returned an interception 18 yards for a touchdown in the Tide's 52-6 win over USC. In 2008, Alabama's Rashad Johnson returned an interception 32 yards for a score in the Tide's 35-0 win over Arkansas State on Nov. 1 in Tuscaloosa. A week later, Johnson again found the end zone, taking an errant LSU pass back 52 yards for a touchdown in the Tide's 27-21 overtime win in Baton Rouge.

CAREER DAY FOR FOSTER: At Ole Miss on Sept. 17, linebacker Reuben Foster posted a career-high 12 tackles against Ole Miss on Sept. 17. Foster's previous high was 11 against Tennessee in 2015. The senior leads the Tide in total tackles (35) and solo tackles (18) this season to go with 1.5 tackles for loss, a half sack and two quarterback hurries. For his career, Foster has notched 142 tackles, 81 solo stops and 12.5 tackles for loss.

EDDIE JACKSON EXPLOSIVE WITH BALL IN HAND: The last 10 times safety/punt returner Eddie Jackson has touched the ball, the senior has accounted for four touchdowns (40 percent) on seven interceptions (three pick sixes) and three punt returns (totaling 112 yards), one of which went for an 85-yard touchdown. In his career, he has touched the ball 14 times, accounting for 466 yards, averaging 33.2 yards per touch with four scores. He has nine career interception returns for 303 return yards, four fumble returns for 51 yards and two punt returns for 112 yards.

JACKSON EQUALS UA CAREER INTERCEPTION RETURNS FOR TOUCHDOWNS RECORD: Senior Eddie Jackson tied the Alabama career record for interception returns for touchdowns with his 55-yard return against Western Kentucky on Sept. 10. Jackson has three touchdowns on interceptions in his career, equaling the record set by Antonio Langham (1990-93). Jackson had two returns for touchdowns in 2015 - a 50-yard score against Georgia on Oct. 3 and a 93-yard return against Texas A&M on Oct. 17. The return against the Aggies was the third-longest interception return for a touchdown in Alabama history.

FITZPATRICK TOP TACKLER IN THE SECONDARY: Through five games, sophomore Minkah Fitzpatrick leads all Crimson Tide defensive backs in total tackles (22), shares the team lead in pass breakups with Marlon Humphrey (three), has forced one fumble and recorded two tackles for loss and 1.5 sacks. Fitzpatrick's six tackles in Alabama's season-opening win over USC and against Ole Miss on Sept. 17 were one off his career high of seven recorded against ULM in 2015. His two pass breakups against the Trojans equaled a career high that he has reached three times in his first two seasons.

ALLEN PILING UP SACKS: With a team-leading four sacks in the first five games of 2016, senior Jonathan Allen has recorded 10 sacks in his last 11 games dating back to 2015. Allen's two sacks against USC on Sept. 3 marked the sixth time for his career that the senior has registered a multi-sack game. Allen's career-high mark of three came against Mississippi State last season as part of his team-leading total of 12.0 sacks by year's end. His 22.0 sacks for his career rank as the fifth-most in Alabama history, trailing Eric Curry (1990-92) by a half sack for fourth place all-time. The Crimson Tide's all-time leader for career sacks is Derrick Thomas (1985-88) with 52.0. Kindal Moorehead (1998-2002) is second with 25.

ANDERSON CONTINUES STRONG PLAY: Senior linebacker Ryan Anderson's 14 tackles, 5.5 for loss and 3.5 sacks to start 2016 continues his hot streak that ended the 2015 season. In the final six games of the 2015 campaign, Anderson recorded eight tackles for loss and six sacks. Nine of his career 14 sacks and 13.5 of his 26.5 career tackles for loss have come in his last 10 games played. In his time at Alabama, the redshirt senior has accumulated 26.5 tackles for a loss of 122 yards and added 14 sacks for -102 yards.

ALLEN NAMED SEC DEFENSIVE PLAYER OF THE WEEK: Senior defensive end Jonathan Allen was named the SEC Defensive Player of the Week following his performance against USC on Sept. 3. Allen led an Alabama defense that limited No. 20 USC to just 194 yards of offense and six points in the Crimson Tide's 52-6 win. The senior leader recorded a team-high two sacks for a loss of 15 yards along with four solo tackles and two pass breakups and was a disruptive force throughout the game.

VETERAN DEFENSE: The 2016 Alabama defense includes five starters from a season ago. Those five returned 245 total tackles, 32 tackles for loss and 16 sacks to this year's team. Of those returning starters, three come from the Tide secondary, including senior Eddie Jackson, who recorded 46 tackles, three tackles for loss and six interceptions. Jackson set a school record with 230 return yards on his interceptions and took two back for touchdowns. Senior linebacker Reuben Foster leads all returnees with 73 total tackles. Returning senior defensive lineman Jonathan Allen was the team leader in tackles for loss (14.5) and sacks (12.0) in 2015.

OFFENSIVE NOTES

JACOBS EARNS SEC FRESHMAN OF THE WEEK HONORS: Alabama freshman running back Joshua Jacobs was named SEC Freshman of the Week following his performance vs. Kentucky on Oct. 1. Jacobs made his first career start against the Wildcats and posted career highs in carries (16) and rushing yards (100) to help lead the Tide to a 34-6 Homecoming victory. He is Alabama's third-leading rusher this season with 250 yards on 34 carries (50.0 ypg) and has scored three touchdowns.

2016 PRESEASON ALL-SEC TEAMS

COACHES

First Team

Jonathan Allen
Reuben Foster
O.J. Howard
Eddie Jackson
Calvin Ridley
Cam Robinson
JK Scott

Second Team

Minkah Fitzpatrick
Adam Griffith
Alphonse Taylor
Tim Williams

Third Team

Marlon Humphrey
Ross Pierschbacher

MEDIA

First Team

Jonathan Allen
Reuben Foster
O.J. Howard
Eddie Jackson
Calvin Ridley
Cam Robinson
JK Scott

Second Team

Minkah Fitzpatrick
Adam Griffith
Alphonse Taylor
Tim Williams

Third Team

Marlon Humphrey
Ross Pierschbacher

FIRST-YEAR QUARTERBACKS: Alabama opened the 2016 season with a new starting quarterback for the fifth time under head coach Nick Saban and has played two first-year starters so far this season. Blake Barnett took the game's opening snap for the Crimson Tide against USC on Sept. 3 and Jalen Hurts has been under center for the first snap in the last four games. Since 2009, Alabama's rookie signal callers have posted a record of 58-4 (.935) and won three national championships.

Year	Quarterback	W-L
2016	Blake Barnett/Jalen Hurts	5-0
2015	Jake Coker/Cooper Bateman	15-1*
2014	Blake Sims	12-2
2011	AJ McCarron	12-1*
2009	Greg McElroy	14-0*

* - won national championship

TIDE TOPS SEC IN SCORING: Through five games in 2016, Alabama leads the SEC in scoring, averaging 44.0 points per game. The Tide has scored 28 touchdowns, converted eight field goals and 28 of 28 PATs for 220 points in wins over USC, Western Kentucky, Ole Miss, Kent State and Kentucky. Alabama's 28 touchdowns also leads the conference. Nationally, Alabama ranks 13th in the FBS in scoring.

FIRST HALF POINTS: Adam Griffith's first quarter 44-yard field goal vs. Kentucky on Oct. 1 extended Alabama's first half scoring streak to 123 games, the longest streak in the nation. The last time Alabama failed to score in the first half was on Sept. 29, 2007, when the Tide and Florida State headed into halftime in a scoreless tie. The Seminoles won that game, 21-14. Alabama owns a 107-16 record during the current streak.

SCORING STREAK CONTINUES: Alabama's school record consecutive games scoring streak was extended to 203 games with Adam Griffith's first quarter 44-yard field goal vs. Kentucky on Oct. 1. Alabama was last held off the scoreboard in a 9-0 loss to Auburn on Nov. 18, 2000.

RUSHING TO SUCCESS: Alabama is 84-4 (.955) since the start of the 2008 season when rushing for at least 140 yards. The only losses were at Auburn in 2013, at Ole Miss and vs. Ohio State in 2014, and against Ole Miss in 2015. The Crimson Tide rushed for 140 yards or more 10 times in 2015 and has done so four times this season.

BALL PROTECTION: In its past 114 games dating back to a win over Tulane on Sept. 6, 2008, Alabama has turned the ball over only 132 times (74 fumbles, 58 interceptions) for 1.16 turnovers per game. Since 2009, the Tide has turned the ball over only 113 times in 99 games (1.14/game). Since 2009, UA starting quarterbacks have thrown an impressively low 45 interceptions in 2,652 attempts (1 INT every 58.9 attempts). Dating back to the 2009 season, the top two running backs in the rotation have lost a fumble only 20 times. Over that 113 game span, the top two running backs have recorded 2,934 touches, losing a fumble once every 146.7 touches.

HIGH-SCORING HALF: Alabama's 41-point outburst in the first half against Kent State on Sept. 24 was a season high for Alabama in the opening two quarters and the most since tallying 49 against Charleston Southern on Nov. 21, 2015. The Tide had tallied 17 points in the first half in each of the first three games of the season. The 21 first-quarter points equals the previous season high for a quarter, set in the third quarter of the season opener with USC.

ALABAMA DEEP AT WIDEOUT: The Alabama receiving corps boasts one of the deepest and most talented groups in the nation. The Crimson Tide have four receivers (WR/TE) with at least 1,000 career receiving yards and 75 career receptions. Sophomore Calvin Ridley has 120 career grabs for 1,443 yards (12.0 ypg) and 10 touchdowns. Tight end O.J. Howard has 81 catches for 1,296 yards (16.0 ypg) and five scores while redshirt junior ArDarius Stewart has 88 career catches for 1,054 yards and seven scores. Graduate transfer Gehrig Dieter has 1,663 career receiving yards and 12 touchdowns on 136 receptions combined between Bowling Green and Alabama. He has seven catches for 169 yards with the Crimson Tide and had 129 catches for 1,494 yards for the Falcons.

CAREER NIGHT FOR JACOBS: Freshman running back Joshua Jacobs established new career highs in rushing attempts and yards with 16 carries and 100 yards rushing vs. Kentucky on Oct. 1. The yardage total also gave him his first 100-yard game at Alabama. Jacobs added three catches for 44 yards against the Wildcats to finish with 144 yards of total offense on 19 touches.

RIDLEY'S CAREER NIGHT VS. KENTUCKY: Calvin Ridley's 11 receptions and 174 yards vs. Kentucky on Oct. 1 established new career bests for the sophomore receiver. Ridley reached his previous high of nine catches twice, most recently against Western Kentucky on Sept. 10. Ridley's previous career high in yards was 140 vs. Arkansas last season. His two touchdowns against the Wildcats equaled his career best set against Michigan State in last season's CFP semifinal at the Goodyear Cotton Bowl.

SIMS' CAREER DAY VS. KENT STATE: Cam Sims' four catches and 54 yards against Kent State on Sept. 24 led all Tide receivers in the game and surpassed his previous career highs of three receptions (twice, last vs. Western Carolina in 2014) and 33 yards (vs. Western Carolina, 2014). Sims has five receptions for 66 yards in his three appearances this season, pushing his career totals to 18 catches for 174 yards, an average of 9.7 yards per reception.

HURTS OVER 100 RUSHING AND PASSING IN OXFORD: Alabama freshman quarterback Jalen Hurts became the first Tide signal caller to rush for more than 100 yards since Tyler Watts in 2001 (110 vs. Ole Miss on October 13, 2001) in a win at Ole Miss on Sept. 17. Hurts accounted for 146 yards on the ground and threw for 158 more to accumulate 304 yards of total offense on the day. His rushing total ranks fifth in Alabama history for rushing yards by a quarterback. Hurts is also the first quarterback to accomplish the feat under Nick Saban in his 21 years as a college head coach.

Date	Quarterback/Opponent	Yards
Nov. 3, 1945	Harry Gilmer at Kentucky	216
Nov. 3, 1979	Steadman Shealy vs. Mississippi State	190
Sept. 29, 2001	Tyler Watts at South Carolina	162
Oct. 23, 1982	Walter Lewis vs. Cincinnati	156
Sept. 17, 2016	Jalen Hurts at Ole Miss	146

HARRIS & HURTS BOTH ECLIPSE 100 ON THE GROUND: Running back Damien Harris rushed for a career-best 144 yards and a touchdown on 16 carries and quarterback Jalen Hurts ran for a team-high 146 yards on 18 carries in the win over Ole Miss on Sept. 17, giving Alabama two 100-yard rushers in the same game for the 18th time in Crimson Tide history. It also marked the first time a quarterback has figured into that achievement since Jeff Rutledge and running back Johnny Davis did so against Auburn in 1977.

BIG DAY FOR HARRIS VS. OLE MISS: Running back Damien Harris had a career day at Ole Miss on Sept. 17. The sophomore ran for 144 yards on 19 carries, a 9.0 average, and had a 67-yard run that set up Alabama's go-ahead touchdown. He improved as the game wore on. Harris went into halftime with six rushes for 29 yards and broke out in the second half with 10 rushes for 115 yards and a touchdown. On the season, Harris is averaging 13.4 yards per carry in the second half of his first three games (missed the second half vs. Kent State due to injury).

HURTS FIRST TRUE FRESHMAN TO START AT QB IN 32 YEARS: With his start against Western Kentucky on Sept. 10, Alabama's Jalen Hurts became the first true freshman to start at quarterback for Alabama since Vince Sutton in 1984. Sutton's first start was against Southwestern Louisiana on Sept. 22 that season. He would go on to also start against Vanderbilt, Georgia, Penn State and Tennessee.

HURTS SETS PASS YARDS RECORD FOR STARTING DEBUT & FRESHMAN: In his first career start at quarterback for the Crimson Tide, true freshman Jalen Hurts completed 23-of-36 attempts for two touchdowns while passing for 287 yards without an interception against Western Kentucky on Sept. 10. In addition to breaking the previous record for passing yards in a starting debut of 285 yards set by Brodie Croyle versus Arkansas on September 28, 2002, Hurts' performance also surpassed the previous Crimson Tide freshman passing yards mark of 167 yards set by Vince Sutton against Tennessee on October 20, 1984. Hurts connected on three passes of 40 yards or longer in the performance.

STEWART'S CAREER NIGHT VS. USC: ArDarius Stewart's third quarter 71-yard touchdown reception against USC was the longest reception of his career. Stewart finished the contest against the Trojans with career highs in touchdown receptions (2) and yards (113). The redshirt junior finished last season second on the team in receptions with 63 for 700 yards and four touchdowns. His previous career-high mark for touchdowns scored was one, which he had accomplished four times, most recently against Florida in the 2015 SEC Championship. The 88 yards receiving against Tennessee last season ranked as his previous career high.

HURTS SHOWS VERSATILITY IN FIRST GAME: In his first game as a collegiate quarterback on Sept. 3 vs. USC, true freshman Jalen Hurts had a versatile performance that opened up the Crimson Tide offense after a sluggish start. Hurts entered the game on the Tide's third offensive possession and lost a fumble on his first play, but he quickly settled into the role and ignited the Tide offense through the air and on the ground. Hurts ended the night against the Trojans accounting for four touchdowns (two rushing, two passing), the first time a Tide player has had two TDs both passing and rushing since Tyler Watts in 2001. Hurts passed for 118 yards and two touchdowns with one interception while completing 6-of-11 pass attempts. He rushed for 32 yards and two touchdowns on nine carries. Hurts' longest pass completion was a 71-yard touchdown strike to ArDarius Stewart in the second quarter.

HURTS NAMED SEC OFFENSIVE PLAYER OF THE WEEK: Alabama quarterback Jalen Hurts was named the SEC Offensive Player of the Week for his performance against Ole Miss on Sept. 17. Starting in his first SEC road game, the freshman signal-caller became the first Tide quarterback to rush for more than 100 yards since Tyler Watts in 2001 in the win over the Rebels. Hurts accounted for 146 yards on the ground and threw for 158 more to accumulate 304 yards of total offense on the day. Hurts' rushing total ranks fifth in Alabama history for rushing yards by a quarterback.

WILLIAMS EARNS SEC FRESHMAN OF THE WEEK NOD: Alabama freshman offensive lineman Jonah Williams was named SEC Freshman of the Week following his performance against USC on Sept. 3. Williams made his collegiate debut as Alabama's starting right tackle and was a vital component on a unit that rolled up 465 yards in total offense and averaged 5.4 yards per attempt on the ground. The Tide offensive line played a big part in career nights from running back Damien Harris and receiver ArDarius Stewart as Alabama topped the 50-point mark in a season opener for the first time since 2007.

RIDLEY LED ALL SEC FRESHMAN RECEIVERS: In 2015, Calvin Ridley broke the school and SEC single-season freshman record for receptions with 89. He finished with the second-highest catch total by a true freshman receiver in FBS history behind Antonio Brown's mark of 102 at Central Michigan in 2007. Ridley also set the Alabama single-season freshman receiving record for yards with 1,045, eclipsing the previous mark of 1,000 held by Amari Cooper (2012).

Catches by True Freshman WR in a Single Season*

Team	Receptions
1. Antonio Brown, Central Michigan (2002)	102
2. CALVIN RIDLEY, ALABAMA (2015)	89
3. Sammy Watkins, Clemson (2011)	82

* Taurean Henderson (2002) had 98 catches for Texas Tech but was a running back

SPECIAL TEAMS NOTES

SCOTT AMONG THE NATION'S BEST PUNTERS: Junior punter JK Scott is again a candidate for the Ray Guy Award, presented annually to the nation's top punter. Through five games, he is averaging 45.4 yards per punt on 18 attempts to rank 10th nationally. Scott has forced eight fair catches, dropped eight punts inside the 20 and nine of his kicks have traveled more than 50 yards, including a season-long 63-yarder at Ole Miss on Sept. 17. Scott proved to be nothing short of amazing as a freshman in 2014, averaging 48.0 yards per punt to lead the nation. He also helped Alabama lead the nation in net punting at 44.67 yards per punt. Scott placed 26 of his 55 punts (56.4 percent) inside the 20, which was the best percentage nationally. He has placed 62 punts inside the 20 and booted 51 punts of 50 yards or more in 34 career games.

GRIFFITH SEVENTH ON ALL-TIME SCORING LIST: With 10 points on two field goals and four extra points vs. Kentucky on Oct. 1, senior placekicker Adam Griffith now has 50 points through five games in 2016 (eight field goals and 26 PAT) to give him 278 career points (44 FG, 146 PAT). The 10-point performance against the Wildcats vaulted Griffith past Heisman Trophy-winning running backs Derrick Henry (270 points/45 TDs, 2013-15) and Mark Ingram (276/46 TDs, 2008-10) into seventh place on Alabama's career scoring list. Griffith also ranks sixth on Alabama's all-time kick-scoring list. Jeremy Shelley is in the No. 5 spot on the list with 304 kicking points (44 FG, 172 PAT) from 2009-12.

GRIFFITH AMONG CAREER PAT & FIELD GOAL LEADERS: With his four PATs against Kentucky on Oct. 1, placekicker Adam Griffith has now converted 146 of 147 attempts and remains No. 2 on the Alabama career PAT list behind Jeremy Shelley (2009-12), who converted a school-record 172 PATs on 175 attempts. Griffith's two field goals against the Wildcats gives him 44 for his career (on 65 attempts) and moved him into a tie for fifth place with Shelley (44-of-55) on Alabama's career list.

CONSECUTIVE GAMES WITH PUNT RETURN TDs: Xavian Marks' 75-yard third quarter punt return for a touchdown against Kent State on Sept. 24 and Eddie Jackson's 85-yard punt return for a score against Ole Miss on Sept. 17 gives the Tide punt returns in consecutive games for only the second time since 1944. The only other occurrence was Nov. 14 and 21, 2015, when Cyrus Jones returned punts 69 yards and 43 yards for scores at Mississippi State and at home against Charleston Southern, respectively. Based on records available at this time (dating back to 1944), these are believed to be the only two occurrences in Alabama football history.

JACKSON FINDING THE END ZONE: Eddie Jackson's 85-yard punt return for a touchdown at Ole Miss on Sept. 17 was the first for Alabama since Cyrus Jones went 57 yards for a score against Michigan State in the 2015 CFP Semifinal at the Goodyear Cotton Bowl. Jackson's return ties for the eighth-longest in school history. The score also gave him non-offensive touchdowns in consecutive games. He returned an interception 55 yards for a score vs. Western Kentucky on Sept. 10.

BLOCK PARTY: Jonathan Allen's block of Western Kentucky's field goal attempt at the end of the first half on Sept. 10 was Alabama's 12th blocked kick/punt since 2013. That total is the fourth-most in the country, trailing only Georgia Tech (16), BYU and Temple (15 each).

JACKSON NAMED SEC SPECIAL TEAMS PLAYER OF THE WEEK: Senior Eddie Jackson was named the SEC Special Teams Player of the Week for his performance at Ole Miss on Sept. 17. The senior defensive back took the field as the Tide's punt returner against Ole Miss and returned two Rebel punts for a total of 95 yards. Jackson's 85-yard effort for a touchdown late in the second quarter sparked an Alabama's rally that led to the Tide's 48-43 win. The performance in Oxford marked the first time in Jackson's career that he has returned punts for Alabama.

SERIES NOTES

THE ALABAMA-ARKANSAS SERIES: Alabama leads the series with Arkansas, 16-8 (19-7 before forfeited and vacated games). The most recent meeting occurred last season in Tuscaloosa on Oct. 10, when the Crimson Tide posted a 27-14 Homecoming win over the Razorbacks. The Tide has won nine straight games in the series by an average margin of 36.8-13.3 and have won four consecutive contests between the two teams in Fayetteville, where the Tide has outscored the Hogs 34.8-11.8 during that run. Alabama and Arkansas first met on January 1, 1962, as the Tide defeated the Razorbacks 10-3 in the Sugar Bowl en route to Alabama's sixth national championship. The Tide's last loss to the Razorbacks was in double overtime on September 23, 2006, by a score of 24-23 in Fayetteville.

Arkansas (UA leads 16-8; 19-7 actual)

Date	Result	Site	Score	Total
Jan. 1, 1962	W	N*	10-3	10-3
Jan. 1, 1980	W	N*	24-9	34-12
Sept. 19, 1992	W	A**	38-11	72-23
&Sept. 18, 1993	W	H	43-3	115-26
Sept. 17, 1994	W	A	13-6	128-32
Sept. 16, 1995	L	H	19-20	147-52
Sept. 21, 1996	W	A**	17-7	164-59
Sept. 20, 1997	L	H	16-17	180-76
Sept. 26, 1998	L	A	6-42	186-118
Sept. 25, 1999	W	H	35-28	221-146
Sept. 23, 2000	L	A	21-28	242-174

Sept. 22, 2001	W	H	31-10	273-184
Sept. 28, 2002	W	A	30-12	303-196
Sept. 27, 2003	L/2OT	H	31-34	334-230
Sept. 25, 2004	L	A	10-27	344-257
%Sept. 24, 2005	W	H	24-13	368-270
Sept. 23, 2006	L/2OT	A	23-24	391-294
&Sept. 15, 2007	W	H	41-38	432-332
Sept. 20, 2008	W	A	49-14	481-346
Sept. 26, 2009	W	H	35-7	516-353
Sept. 25, 2010	W	A	24-20	540-373
Sept. 24, 2011	W	H	38-14	578-387
Sept. 15, 2012	W	A	52-0	630-387
Oct. 19, 2013	W	H	52-0	682-387
Oct. 11, 2014	W	A	14-13	696-400
Oct. 10, 2015	W	H	27-14	723-414

*Sugar Bowl (New Orleans)

**Little Rock, Ark.

&Forfeited by NCAA ruling

%Vacated by NCAA ruling

ARKANSAS SERIES IN THE SABAN ERA: The Crimson Tide is undefeated against the Razorbacks since head coach Nick Saban arrived in Tuscaloosa with a 9-0 record. Many of the series highs for Alabama have come in the past five years under Saban. Alabama's 52-0 shutouts in the 2013 and 2014 seasons mark the most points and the largest margin of victory in the series. In 2008, Saban's first trip to Fayetteville (LSU played Arkansas in Little Rock during his time in Baton Rouge), the Crimson Tide scored 49 points, in large part because of dominance on the ground with the Tide picking up a series-high 328 rushing yards. The Alabama defense was successful in 2009 in making the Razorbacks' offense one-dimensional by holding Arkansas to a series-low 63 rushing yards, while the Tide's Greg McElroy threw for a then-career-best 291 yards and three touchdowns. In 2010, No. 1 ranked Alabama posted a come-from-behind 24-20 victory over No. 10 Arkansas at Razorback Stadium in Fayetteville. Junior running back Mark Ingram rushed for 157 yards on 24 attempts and scored two touchdowns. In 2011, Trent Richardson racked up 211 total yards on the day (126 rushing, 85 receiving) including a touchdown reception, while AJ McCarron finished the game 15-of-20 for 200 yards and two touchdown passes. In the last nine games against the Razorbacks, the Tide has outscored Arkansas 332-120.

SABAN VS. ARKANSAS: Alabama head coach Nick Saban is 11-2 (12-2 before the 2007 vacated win) against Arkansas, with his only two losses coming in his first three years at LSU (2000 & 2002). Saban's losses to Arkansas came in War Memorial Stadium in Little Rock, Ark. Saban has never lost a game to Arkansas in Baton Rouge, Fayetteville or Tuscaloosa.

Saban vs. Arkansas

Date	Result	Site	Score
Nov. 24, 2000	L	A	3-14
Nov. 23, 2001	W	H	41-38
Nov. 29, 2002	L	A	20-21
Nov. 28, 2003	W	H	55-24
Nov. 26, 2004	W	A	43-14
Sept. 15, 2007	W	H	41-38
Sept. 20, 2008	W	A	49-14
Sept. 26, 2009	W	H	35-7
Sept. 25, 2010	W	A	24-20
Sept. 24, 2011	W	H	38-10
Sept. 15, 2012	W	A	52-0
Oct. 19, 2013	W	H	52-0
Oct. 11, 2014	W	A	14-13
Oct. 10, 2015	W	H	27-14

ARKANSAS CONNECTIONS: Defensive lineman Joshua Frazier is the lone member of the Alabama roster who hails from the Natural State. Frazier was one of the top players in Arkansas coming out of Har-Ber High School in Springdale as a senior in 2013.

GENERAL NOTES

SABAN'S ROAD RECORD: Head coach Nick Saban owns a 61-29-1 (.676) mark in road games across his four career stops, including a 33-6 (.846) mark while at Alabama. Saban has notched five perfect road seasons (2008, 2009, 2011, 2012, 2015) and has lost more than one game on the road in only two seasons (2007, 2010). Alabama has won 20 of its last 22 road games dating back to the start of the 2011 season and is riding a seven-game road winning streak.

SABAN IN SEC ROAD GAMES: Head coach Nick Saban owns a 43-14 (.754) mark in SEC road games across his time at LSU and Alabama, including a 31-6 (.838) mark with the Crimson Tide. Saban has notched six perfect SEC road seasons (2003, 2008, 2009, 2011, 2012, 2015), including the last five at Alabama.

SABAN VS. SEC OPPONENTS: Crimson Tide head coach Nick Saban owns a 97-26 (.789) career record in 123 games against SEC opponents. While at Alabama, he has compiled a 67-13 (.837) record versus conference foes, and is outscoring opponents by a staggering 3,178-1,243, or 40.2-15.7 points per game. Of his 13 losses against SEC opponents while at Alabama, all but two (Florida, 2008 and South Carolina, 2010) have been by seven points or less. Saban's first matchup with an SEC team came in the 1995 Independence Bowl against LSU, where his Michigan State Spartans fell, 45-26, to the Tigers. He would later go on to coach LSU to 30-12 overall record against conference opponents.

SABAN VS. AP TOP 25: With the Tide's 48-43 win at No. 19 Ole Miss on Sept. 17, Alabama head coach Nick Saban has tied Bear Bryant for third in career wins vs. Associated Press Top 25 teams at 65. Former Penn State head coach Joe Paterno leads the list with 86, four victories ahead of Florida State's Bobby Bowden (82). Recently retired Duke, Florida and South Carolina coach Steve Spurrier is fifth at 64. Saban's winning percentage against AP ranked teams (.631) tops Bryant (.592), Bowden (.557), Spurrier (.529) and Paterno (.512).

UNRANKED, NO PROBLEM UNDER SABAN: With the win over Kentucky on Oct. 1, Alabama has defeated 63 consecutive unranked teams under head coach Nick Saban. The last loss to an unranked team came against Auburn to close out the 2007 season. The current streak began with a win over Colorado on Dec. 30, 2007, in the Independence Bowl. Under Saban, Alabama holds a 67-3 (.957) (63-3 after vacated wins) mark against unranked opponents, including a perfect mark in unranked matchups since 2008.

SABAN MOVING UP SEC WINS LIST: Alabama head coach Nick Saban is quickly moving up the charts for victories in SEC regular season games against conference opponents with 96 following the win over Kentucky on Oct. 1. His 96 wins rank seventh in SEC history, two behind Shug Jordan (Auburn) and Phil Fulmer (Tennessee) on the league's list of conference wins. Each coach ahead of Saban on the list, except for recently retired South Carolina and Florida head coach Steve Spurrier, is in the College Football Hall of Fame. Paul "Bear" Bryant tops the list with 159 conference wins at Kentucky (1946-53) and Alabama (1958-82). Spurrier is second with 131 league wins followed by Johnny Vaught (Ole Miss, 106), Vince Dooley (Georgia, 105), Jordan (Auburn, 98) and Fulmer (Tennessee, 98). Saban ranks first in league history in SEC regular season winning percentage at .793 (96-25). He is second in league history in winning percentage in all games at .818 (153-34). With the win over Kentucky, Saban moved into a eighth place on the SEC career wins list at 153, one ahead of Fulmer.

98-6 UNDER SABAN WHEN LEADING AT THE HALF: Under head coach Nick Saban, the Crimson Tide is 98-6 (.942) when leading at the half. Alabama led Kentucky, 17-3, at the half on Oct. 1, and has held the lead in 15 of its last 20 games dating back to the start of the 2015 season, including four of five games this season. UA had converted 36 straight halftime leads into wins before falling at Auburn on Nov. 30, 2013. The Crimson Tide converted 28 consecutive halftime leads into victories before seeing that streak snapped in 2010 against LSU. In 2007, Alabama held a 20-17 halftime lead before losing to LSU, 41-34, in 2007 at Bryant-Denny Stadium. In 2010, the Tide led 10-3 at the half before the Tigers rallied for a 24-20 win in Death Valley. Alabama lost 28-27 to Auburn to close out the 2010 season, after leading 24-7 at the half. The Crimson Tide is 5-8 under Saban when trailing at halftime after coming away with a victory against Ole Miss on Sept. 17 after entering the locker room down 24-17 at the break. The five wins in the Saban era when trailing at the half: 34-24 over No. 7 Virginia Tech in 2009 (in Atlanta); a 24-15 over No. 9 LSU in 2009; 24-20 at Arkansas in 2010; 27-14 vs. Arkansas in 2015 and 48-43 at Ole Miss on Sept. 17. His Tide teams are 4-3 when tied at halftime, and Alabama's four wins under Saban when tied at halftime: at LSU in 2008, (27-21), at Auburn in 2009 (26-21), against Tennessee in 2011 (37-6) and against Tennessee in 2015 (19-14).

200 WINS: Alabama head coach Nick Saban recorded his 200th on-the-field collegiate victory against his alma mater Kent State on Sept. 24. It was his 109th on-the-field win during his 10 seasons in Tuscaloosa. He recorded his first nine collegiate wins at Toledo in 1990, then won 34 games in five seasons at Michigan State and 48 contests in five years at LSU. With the win over Kentucky on Oct. 1, his 110 wins at Alabama are just five shy of Frank Thomas for the second most in school history. Saban boasts a 110-18 (.859) record at Alabama and a 201-60-1 (.769) record as a collegiate football coach (196-60-1 with vacated victories). Saban's first five victories at Alabama were vacated due to NCAA sanctions.

SABAN AMONG 20-YEAR LEADERS: Alabama's 45-40 win over Clemson in the 2016 College Football Playoff Championship Game was head coach Nick Saban's 191st victory in his first 20 years as a college head coach. That total is the second-most in FBS history for a coach in the first 20 seasons of his career. Former Nebraska head coach Tom Osborne won 195 games in the opening two decades of his tenure in Lincoln. Long-time Penn State head coach Joe Paterno ranks third with 187. Saban's five national championships in his first 20 seasons tops both Osborne (none) and Paterno (1).

AGAINST NO. 1: Alabama's eight wins over the nation's No. 1 team is the most of any program in college football history. The Crimson Tide has squared off against the top-ranked team in the AP poll 12 times in its history, going 8-4. And once again, the record gets even better under the direction of head coach Nick Saban, under whom the Tide is 5-1 against the No. 1. This includes national championship game victories over LSU, Notre Dame and Clemson, an SEC Championship Game victory against Florida and a regular-season win over Mississippi State in 2014. UA's lone loss was a 9-6 overtime defeat to LSU in the 2011 regular season, a loss avenged later that season in the BCS Championship Game, 21-0.

LARGEST DEFICIT OVERCOME: Alabama erased a 21-point second-quarter deficit at Ole Miss on Sept. 17, tying the largest deficit overcome in the program's history (not just in a victory, but in any game). Trailing, 24-3, with less than three minutes remaining in the second quarter, the Tide launched a comeback that equaled a 21-point comeback against a previous Rebels squad in a memorable 62-27 Alabama win in 1989. The Tide used a punt return touchdown by Eddie Jackson, and fumble return touchdowns by Da'Ron Payne and Jonathan Allen to punctuate the victory.

ALABAMA OPENS SEASON WITH A BANG: Alabama's 46-point margin of victory over No. 20 USC was its largest against a top 20 team since it beat No. 14 Syracuse by 55 points (61-6) in the 1953 Orange Bowl. It is also the third largest margin of victory against any ranked team in program history with the largest coming in the 59-0 win over No. 21 Texas A&M in 2014.

RETURNING SUCCESS: The Crimson Tide returned 14 starters and 46 letterwinners from its 2015 squad that finished 14-1 as the SEC and national champions. The 2016 team returned five starters on a veteran defense including seniors Jonathan Allen, Eddie Jackson and Reuben Foster. The offense welcomed back key pass catchers in tight end O.J. Howard and receivers Calvin Ridley and ArDarius Stewart.

ALABAMA'S TV RECORD: Alabama has compiled a 244-131-4 (.649) all-time record in 379 televised games (not including pay-per-view, tape-delayed or closed circuit telecasts). The Crimson Tide was 14-1 in televised games in 2015.

98 NATIONAL TV APPEARANCES IN 114 GAMES: With the Tide's 34-6 win over Kentucky on Oct. 1, Alabama has played in 98 nationally televised games since the start of the 2008 season, including every contest since the start of the 2014 season. The Crimson Tide was featured on CBS seven times in 2015, including at Georgia, Texas A&M, Mississippi State and Auburn; home against Tennessee and LSU and against Florida in the SEC Championship Game. The ABC family of networks hosted the other eight contests during the 2015 season, including the season opener against Wisconsin and Clemson (ABC), against Middle Tennessee, Louisiana-Monroe and Charleston Southern (SEC Network) and on ESPN for the Ole Miss, Arkansas and Michigan State games. In 2014, Alabama was televised in eight games on the ABC family of networks including contests with West Virginia (ABC), FAU (SEC Network), Southern Miss (ESPN2), at Arkansas (ESPN), at Tennessee (ESPN2), Western Carolina (SEC Network), the most-viewed college football game ever on ESPN, the Iron Bowl against Auburn and the Sugar Bowl against Ohio State (ESPN). The Tide also played in six contests that were televised on CBS, including versus Florida, at Ole Miss, against Texas A&M, in the Bayou against LSU, versus top-ranked Mississippi State, and finally in the SEC Championship against the Missouri Tigers. Eleven of the Crimson Tide's 13 games

in 2013 were televised nationally with the Virginia Tech, Arkansas, Mississippi State and Oklahoma games on ESPN, the Texas A&M, Tennessee, LSU and Auburn games on CBS, the Colorado State and Kentucky games on ESPN2. Alabama played 12 nationally televised games in 2012, with one game on ABC, six on CBS and five on ESPN. In 2011, Alabama played on CBS four times, while having one on ABC, two on ESPN and ESPN2, and one game on ESPNU. In 2010, Alabama had five games on CBS, three on ESPN, two on ESPN2, one on ABC and one on ESPNU. In 2009, the Tide played two games on ABC (including the BCS title game), and six on CBS, while ESPN televised two more Crimson Tide games. In 2008, Alabama had 10 of its 14 games televised nationally, including five on CBS, three on ESPN, one on ABC and one on FOX.

10-WIN SEASONS: With last season's 56-6 victory over Charleston Southern, Alabama reached the 10-win milestone for the eighth consecutive season. The eight straight years with 10 wins extends the school record. The previous total for most consecutive 10-win seasons was five, set by coach Paul "Bear" Bryant's teams from 1971-75. In 120 seasons, the Tide has won 10 or more games 35 times, one behind Oklahoma (36) for the most 10-win seasons in college football history. Alabama has produced ten 10-win seasons since 2002 (2002, 2005, 2008-2015). Bryant had a school-record 13 10-win seasons at Alabama, while Saban is second with eight.

ALABAMA-USC DRAWS HUGE RATINGS: The season opening matchup on ABC's Saturday Night Football between the Alabama Crimson Tide and USC Trojans was college football's highest-rated game of the day, achieving a 4.9 overnight rating nationally, which was up 14 percent from the same window last season when Alabama's season opener with Wisconsin averaged a 4.3 overnight rating and was also the highest-rated game of the day.

NEW HIRES: Nick Saban made three new additions to his 2016 staff during the offseason, hiring Derrick Ansley to coach the secondary, Karl Dunbar to lead the defensive line and bringing in Brent Key to coach the offensive guards and centers. Ansley rejoins the Crimson Tide staff after four seasons at Tennessee (2012) and Kentucky (2013-15). He previously served as a graduate assistant under Saban in 2010 and 2011. Dunbar is returning to college football after a decade in the National Football League with the Bills, Jets and Vikings from 2006-2015. Dunbar also worked as a defensive line coach with the Bears in 2004. He previously coached at the college level with LSU, Oklahoma and Nicholls (La.) State. Key joined the Alabama staff after 11 seasons at UCF, most recently serving as the Knights' offensive coordinator and running backs coach.

SABAN AND FIRST ROUND NFL DRAFT PICKS: Since the advent of the NFL Draft, Alabama head coach Nick Saban ranks third all-time among college coaches who have tutored first round draft picks. Saban has coached a total of 23 players who were chosen in the opening round of the draft, including 18 from Alabama.

CRIMSON TIDE PLAYERS ON NFL ROSTERS: The Alabama football program is well-represented in the NFL heading into the 2016-17 season with numerous former players dotting league rosters. The Tide has 45 former players (active or injured reserve) working on an active NFL roster this season, the second-best total nationally, one behind LSU. In the last eight NFL Drafts, Alabama has had 55 players selected, including 18 players in first round, 17 in the second and third rounds, five in the fourth, seven in the fifth, one in the sixth and seven in the seventh round.

Alabama Players in the NFL

Barron, Mark	Los Angeles Rams	Linebacker
Carpenter, James	New York Jets	Offensive Guard
Clinton-Dix, Ha Ha	Green Bay Packers	Free Safety
Collins, Landon	New York Giants	Free Safety
Cooper, Amari	Oakland Raiders	Wide Receiver
Dareus, Marcell	Buffalo Bills	Defensive Tackle
Dial, Quinton	San Francisco 49ers	Defensive End
Drake, Kenyan	Miami Dolphins	Running Back
Fluker, D.J.	San Diego Chargers	Offensive Tackle
Fowler, Jalston	Tennessee Titans	Fullback
Gilberry, Wallace	Detroit Lions	Defensive End
Harper, Roman	New Orleans Saints	Safety
Henry, Derrick	Tennessee Titans	Running Back
Hightower, Dont'a	New England Patriots	Linebacker
Ingram, Mark	New Orleans Saints	Running Back
Jackson, Kareem	Houston Texans	Cornerback
Johnson, Rashad	Tennessee Titans	Free Safety
Jones, Cyrus	New England Patriots	Cornerback
Jones, Julio	Atlanta Falcons	Wide Receiver
Kelly, Ryan	Indianapolis Colts	Center
Kirkpatrick, Dre	Cincinnati Bengals	Cornerback
Kouandjio, Arie	Washington Redskins	Offensive Guard
Kouandjio, Cyrus	Buffalo Bills	Offensive Tackle
Lacy, Eddie	Green Bay Packers	Running Back
Mathis, Evan	Arizona Cardinals	Offensive Guard
McCarron, AJ	Cincinnati Bengals	Quarterback
*McClain, Rolando	Dallas Cowboys	Linebacker
*Milliner, Dee	New York Jets	Cornerback
Mosley, C.J.	Baltimore Ravens	Linebacker
*Pettway, DJ	New Orleans Saints	Linebacker
*Ragland, Reggie	Buffalo Bills	Linebacker
Reed, Jarran	Seattle Seahawks	Defensive Lineman
Robinson, A'Shawn	Detroit Lions	Defensive Lineman
*Shepherd, Austin	San Diego Chargers	Offensive Tackle
*Sims, Blake	Atlanta Falcons	Running Back
*Square, Damion	San Diego Chargers	Defensive Lineman
Smith, Andre	Minnesota Vikings	Offensive Tackle
Steen, Anthony	Miami Dolphins	Offensive Guard
Stinson, Ed	Arizona Cardinals	Defensive End
*Sunseri, Vinnie	New England Patriots	Cornerback
Tinker, Carson	Jacksonville Jaguars	Center
Upshaw, Courtney	Atlanta Falcons	Linebacker
Warmack, Chance	Tennessee Titans	Offensive Guard
*White, DeAndrew	New England Patriots	Wide Receiver
Yeldon, T.J.	Jacksonville Jaguars	Running Back

*Denotes IR, PS

ALABAMA IN THE NFL (WEEK 4): Below is a look at some of the highlights from last week by former Crimson Tide players currently in the NFL.

Julio Jones put on record-breaking performance in the Atlanta Falcons' 48-33 win over the Carolina Panthers, finishing with 12 catches for a team-record 300 yards and a touchdown. The All-Pro wideout broke his former franchise mark of 259 yards (2014). Jones became the sixth player in NFL history to record 300 receiving yards in a single game and just the fourth in the Super Bowl era. The last player to post a 300-plus yard receiving game in the NFL was Calvin Johnson in 2013. On the season, Jones leads the league in receiving yards (488) and yards after the catch (197) while ranking fifth in receiving touchdowns (3).

Mark Barron had another impressive game, notching a team-high seven tackles as the Los Angeles Rams defeated the Arizona Cardinals, 17-13. Barron also notched an interception for the second straight week, making him one of three linebackers with multiple interceptions on the season.

Landon Collins recorded his first double-digit tackles game thus far, finishing with a team-high 10 stops, including one for a loss, in the New York Giants' 24-10 loss to the Minnesota Vikings. Collins currently leads the Giants defense in solo tackles with 25.

C.J. Mosley once again led the Baltimore defense in tackles with nine as the Ravens fell to the Oakland Raiders, 28-27.

Mark Ingram continued his steady play, rushing for 56 yards and a touchdown on 18 carries in the New Orleans Saints' 35-34 victory over the San Diego Chargers. Ingram also hauled in six passes for a team-high 49 yards.

T.J. Yeldon enjoyed his best game of the season for the Jacksonville Jaguars, finishing with 14 carries for 71 yards while adding four catches for 46 yards in a 30-27 win over the Indianapolis Colts.

Rashad Johnson posted his best game of the season, recording eight tackles, including one for loss, and a pass breakup as the Tennessee Titans fell to the Houston Texans, 27-20.

ALABAMA FOOTBALL CAREER PARTICIPATION CHART

	Career G-GS	2016 G-GS	2015 G-GS	2014 G-GS	2013 G-GS	2012 G-GS	Consecutive Games	Consecutive Starts
Jonathan Allen	44-28	5-5	15-11	14-12	12-0	—	46	7
Keaton Anderson	5-0	5-0	RS	—	—	—	5	—
Ryan Anderson	47-5	5-5	15-0	14-0	13-0	RS	45	5
Anthony Averett	12-4	5-4	6-0	1-0	—	—	5	4
Dakota Ball	30-2	5-0	12-2	12-0	1-0	—	11	—
Blake Barnett	3-1	3-1	RS	—	—	—	1	—
Cooper Bateman	34-1	5-0	15-1	14-0	RS	—	34	—
Bradley Bozeman	29-7	5-5	15-0	9-2	—	—	20	5
Tony Brown	27-2	1-0	13-0	13-2	—	—	1	—
Shyheim Carter	4-0	4-0	—	—	—	—	—	—
Josh Casher	1-0	—	1-0	RS	—	—	—	—
Ronnie Clark	3-0	—	3-0	RS	—	—	—	—
David Cornwell	1-0	1-0	0-0	RS	—	—	—	—
Lester Cotton	8-2	4-2	4-0	—	—	—	4	—
Raekwon Davis	3-0	3-0	—	—	—	—	—	—
Will Davis	1-0	—	1-0	SQ	—	—	—	—
Gehrig Dieter	5-4	5-4	—	—	—	—	5	4
Trevon Diggs	5-0	5-0	—	—	—	—	5	—
Johnny Dwight	1-0	—	1-0	RS	—	—	—	—
B.J. Emmons	4-0	4-0	—	—	—	—	2	—
Rashaan Evans	31-0	4-0	14-0	13-0	—	—	1	—
Raheem Falkins	19-0	4-0	RS	8-0	7-0	—	—	—
Minkah Fitzpatrick	19-15	5-5	14-10	—	—	—	9	7
Miller Forristall	5-1	5-1	—	—	—	—	5	—
Reuben Foster	40-14	5-5	15-8	11-1	9-0	—	21	6
Robert Foster	16-3	4-0	3-3	9-0	RS	—	1	—
Josh Frazier	16-0	4-0	6-0	6-0	—	—	3	—
Derrick Gore	12-0	5-0	7-0	—	—	—	5	—
Brandon Greene	44-3	5-0	15-1	11-1	13-1	RS	28	—
Adam Griffith (PK)	41-33	5-5	15-15	14-14	8-0	RS	23	23
Terrell Hall	2-0	2-0	—	—	—	—	1	—
Shaun Dion Hamilton	34-10	5-5	15-5	14-0	—	—	34	5
Da'Shawn Hand	29-0	5-0	15-0	9-0	—	—	20	—
Damien Harris	17-4	5-4	12-0	—	—	—	11	—
Truett Harris	3-0	2-0	1-0	SQ	—	—	—	—
Ronnie Harrison	20-6	5-5	15-1	—	—	—	20	5
J.C. Hassenauer	12-0	4-0	7-0	1-0	—	—	2	—
Hale Hentges	19-4	5-2	14-2	—	—	—	17	—
Keith Holcombe	20-0	5-0	15-0	RS	—	—	20	—
O.J. Howard	47-27	5-3	15-15	14-3	13-6	—	47	2
Marlon Humphrey	20-20	5-5	15-15	RS	—	—	20	20
Jalen Hurts	5-4	5-4	—	—	—	—	5	4
Eddie Jackson	38-35	5-5	15-15	11-11	7-4	—	29	29
Joshua Jacobs	5-1	5-1	—	—	—	—	5	1
Anfernee Jennings	5-0	5-0	RS	—	—	—	5	—
Hootie Jones	21-0	5-0	9-0	7-0	—	—	5	—
Brandon Kennedy	4-0	4-0	RS	—	—	—	4	—
Derek Kief	13-0	3-0	10-0	RS	—	—	—	—
Jamar King	1-0	1-0	—	—	—	—	—	—
Korren Kirven	19-1	5-0	6-1	3-0	5-0	RS	5	—
Xavian Marks	3-0	2-0	1-0	—	—	—	2	—
Jared Mayden	1-0	1-0	—	—	—	—	—	—
Cole Mazza	44-44 (LS)	5-5	13-13	13-13	13-13	—	16	16
Christian Miller	17-0	5-0	12-0	RS	—	—	12	—
Jamey Mosley	2-0	2-0	SQ	—	—	—	—	—
Andy Papanastos	2-0	2-0	—	—	—	—	—	—
Da'Ron Payne	20-8	5-5	15-3	—	—	—	20	5
Ross Pierschbacher	20-20	5-5	15-15	RS	—	—	20	20
Avery Reid	1-0	1-0	SQ	—	—	—	—	—
Calvin Ridley	20-16	5-5	15-11	—	—	—	20	6
Aaron Robinson	5-0	5-0	—	—	—	—	5	—
Cam Robinson	34-34	5-5	15-15	14-14	—	—	34	34
Bo Scarbrough	12-0	5-0	7-0	—	—	—	8	—
JK Scott (P)	34-34	5-5	15-15	14-14	—	—	34	34
T.J. Simmons	5-0	5-0	—	—	—	—	5	—
Cam Sims	29-2	4-2	13-0	12-0	—	—	3	2
Irv Smith Jr.	1-0	1-0	—	—	—	—	1	—
O.J. Smith	2-0	1-0	1-0	RS	—	—	—	—
ArDarius Stewart	29-20	3-3	15-15	11-2	RS	—	—	—
Alphonse Taylor	39-20	4-3	15-15	12-2	8-0	RS	4	3
Deionte Thompson	5-0	5-0	RS	—	—	—	5	—
Dalvin Tomlinson	35-5	5-5	15-0	14-0	1-0	RS	34	5
Levi Wallace	4-0	4-0	SQ	—	—	—	—	—
Dallas Warmack	11-0	4-0	7-0	—	—	—	2	—
Jonah Williams	5-5	5-5	—	—	—	—	5	5
Tim Williams	39-1	5-1	15-0	12-0	7-0	—	20	—
Mack Wilson	5-0	5-0	—	—	—	—	5	—
Matt Womack	4-0	4-0	RS	—	—	—	2	—

ALABAMA'S MILESTONE VICTORIES

Win	Result of Game (Date and Site)
1	Alabama 56, Birmingham HS 0 Nov. 11, 1892 - Birmingham, Ala.
100	Alabama 49, Ole Miss 0 Oct. 11, 1919 - Tuscaloosa, Ala.
150	Alabama 34, Florida 0 Nov. 14, 1925 - Montgomery, Ala.
200	Alabama 28, George Washington 6 Oct. 8, 1932 - Washington, D.C.
250	Alabama 26, Kentucky 6 Oct. 29, 1938 - Lexington, Ky.
300	Alabama 54, SW Louisiana 0 Oct. 12, 1946 - Tuscaloosa, Ala.
350	Alabama 33, Georgia 12 Oct. 31, 1953 - Athens, Ga.
400	Alabama 36, Miami (FL) 3 Nov. 10, 1962 - Tuscaloosa, Ala.
450	Alabama 17, Southern Mississippi 14 Sept. 28, 1968 - Mobile, Ala.
500	Alabama 21, LSU 7 Nov. 22, 1973 - Baton Rouge, La.
550	Alabama 35, Virginia Tech 0 Oct. 28, 1978 - Tuscaloosa, Ala.
600	Alabama 28, Southern Mississippi 16 Nov. 12, 1983 - Birmingham, Ala.
650	Alabama 32, LSU 16 Nov. 11, 1989 - Baton Rouge, La.
700	Alabama 23, Ole Miss 9 Oct. 21, 1995 - Oxford, Miss.
750	Alabama 34, Tennessee 14 Oct. 26, 2002 - Knoxville, Tenn.
800	Alabama 30, Mississippi State 10 Nov. 13, 2010 - Tuscaloosa, Ala.
850	Alabama 42, Missouri 13 Dec. 6, 2014 - Atlanta, Ga.

ALABAMA'S 10-WIN FOOTBALL SEASONS

Year	Record
1920	10-1
1925	10-0
1930	10-0
1934	10-0
1945	10-0
1952	10-2
1961	11-0
1962	10-2
1964	10-1
1966	11-0
1971	11-1
1972	10-2
1973	11-1
1974	11-1
1975	11-1
1977	11-1
1978	11-1
1979	12-0
1980	10-2
1986	10-3
1989	10-2
1991	11-1
1992	13-0
1994	12-1
1996	10-3
1999	10-3
2002	10-3
2008	12-2
2009	14-0
2010	10-3
2011	12-1
2012	13-1
2013	11-2
2014	12-2
2015	14-1

BRYANT-DENNY STADIUM ALL-TIME OPPONENTS

Opponent	Record
Arkansas	10-2
Arkansas State	1-0
AUBURN	3-5
BYU	1-0
Central Florida	0-1
Charleston Southern	1-0
CHATTANOOGA	6-0
Cincinnati	2-0
Clemson	6-0
Colorado State	1-0
Duke	1-0
Duquesne	2-0
Florida	8-4
Florida Atlantic	2-0
Florida International	2-0
Florida State	2-0
Furman	3-0
Georgia	5-2
Georgia Southern	1-0
Georgia State	2-0
Hawai'i	1-0
Houston	5-0
Howard	9-0
KENT STATE	2-0
KENTUCKY	8-0
LSU	8-8
Louisiana-Monroe	2-1
Louisiana Tech	0-1
Louisville	2-0
Mercer	2-0
Memphis State	4-0
Miami (Fla.)	6-0
Middle Tennessee	2-0
Millsaps	1-0
Ole Miss	17-2
Mississippi College	1-0
MISSISSIPPI STATE	36-8-1
North Carolina State	4-0
North Texas	4-0
Northern Illinois	0-1
Oglethorpe	1-0
Oklahoma	0-1
Penn State	2-2
Pensacola N.A.S.	1-0
Richmond	1-0
Rutgers	1-0
San Jose State	1-0
Sewanee	1-0
South Carolina	8-1
Southern Miss	20-1-1
Southwestern Louisiana	4-0
Southwestern Presbyterian	1-0
Tampa	1-0
Temple	1-0
Tennessee	6-3
TEXAS A&M	1-1
TCU	0-2
Tulane	2-0
Tulsa	3-0
UCLA	0-1
Utah State	2-0
Vanderbilt	15-1
Villanova	0-1
Virginia Tech	7-0
Washington	1-0
Western Carolina	4-0
WESTERN KENTUCKY	3-0
Wichita State	1-0

BOLD indicates 2016 home opponents

ALABAMA HEAD COACH NICK SABAN



PREVIOUS COACHING EXPERIENCE

Miami Dolphins	Head Coach (2005-06)
LSU	Head Coach (2000-04)
Michigan State	Head Coach (1995-99)
Cleveland Browns	Def. Coordinator (1991-94)
Toledo	Head Coach (1990)
Houston Oilers	Secondary (1988-89)
Michigan State	Defensive Coordinator Secondary (1983-87)

YEAR-BY-YEAR RECORD

TOLEDO (9-2, .818)

Year	Overall	Conf.	Notes
1990	9-2	7-1	MAC Champs

MICHIGAN STATE (34-24-1, .585)

Year	Overall	Conf.	Notes
1995	6-5-1	4-3-1	Independence Bowl
1996	6-6	5-3	Sun Bowl
1997	7-5	4-4	Aloha Bowl
1998	6-6	4-4	
1999	9-2	6-2	Second Place Big Ten

LSU (48-16, .750)

Year	Overall	Conf.	Notes
2000	8-4	5-3	Peach Bowl
2001	10-3	5-3	SEC Champions; Sugar Bowl
2002	8-5	5-3	SEC West Champions
2003	13-1	7-1	BCS and SEC Champions
2004	9-3	6-2	Capital One Bowl

MIAMI DOLPHINS (15-17, .469)

Year	Overall	Notes
2005	9-7	Dolphins' 5-game improvement
2006	6-10	was among NFL's best

ALABAMA (105-18, .854) [110-18, .859]

Year	Overall	Conf.	Notes
2007	%2-6 (7-6)	1-4 (4-4)	Independence Bowl
2008	12-2	8-0	Sugar Bowl
2009	14-0	8-0	BCS and SEC Champions
2010	10-3	5-3	Capital One Bowl Champs
2011	12-1	7-1	BCS National Champions
2012	13-1	7-1	BCS and SEC Champions
2013	11-2	7-1	Sugar Bowl
2014	12-2	7-1	SEC Champions; CFB Playoff
2015	14-1	7-1	CFP and SEC Champions
2016	5-0	2-0	

% Five wins later vacated by NCAA.

COLLEGE:	196-60-1 (.765) [201-60-1, .769]
TOTAL:	211-77-1 (.732) [216-77-1, .736]

- Saban has a 196-60-1 (.765) record as a college head coach to date. He has five national championships – four at Alabama – seven conference championships and 17 of his teams have played in postseason bowl games, including a trip to the BCS National Championship Game following the 2003, 2009, 2011 and 2012 seasons and the College Football Playoff National Championship Game in 2015.

- Saban is the only coach to win four BCS national championships and the only coach to win back-to-back BCS national championships. He has won five titles in his last 13 years coaching college football after capturing CFP National Championship following the 2015 season. Saban is one of three college coaches in the poll era (since 1936) to win three national championships in four years, joining Frank Leahy (Notre Dame - 1946-47, 1949) and Tom Osborne (Nebraska - 1994-95, 1997). He is also just the second coach in the poll era to win five national championships (Paul "Bear" Bryant).

- In 2009, Saban produced Alabama's first national championship in 17 years by guiding the Crimson Tide to a 14-0 season with dominant wins over Florida in the SEC championship and Texas in the Citi BCS National Championship Game. He then followed that up with his second BCS championship in three years with a 21-0 shutout of LSU following the 2011 season at the Allstate BCS National Championship Game. He made it back-to-back BCS national championships in 2012 with a 42-14 win over Notre Dame in the Discover BCS National Championship Game. He then took down Clemson 45-40 to capture title No. 5 following the 2015 season in the CFP National Championship Game.

- In addition to the on-field success, the 2011 team was also recognized with the Disney Spirit Award, which was presented to snapper Carson Tinker, for the team's response to the community following the tornado that devastated Tuscaloosa on April 27, 2011. The Tide also had extensive success in the classroom that year with 38 SEC Academic Honor Roll selections, a league record, and produced an Academic All-American in Barrett Jones.

- His most recent college head coaching stint, a five-season run at LSU, produced a record of 48-16 (.750), one national championship (2003), two Southeastern Conference championships, three SEC West Division championships, and a 3-2 record in bowl games including two Sugar Bowl victories and a Peach Bowl win. The Tigers constructed a 28-12 (.700) record against SEC opponents under Saban's guidance. He was named the 2003 National Coach of the Year by the Associated Press and earned both the Paul W. "Bear" Bryant National Coach of the Year Award and the Eddie Robinson Coach of the Year Award by the Football Writers Association of America. Saban was named SEC Coach of the Year twice (by the Birmingham News in 2001 and by the Associated Press in 2003).

- Saban served as head coach at Michigan State from 1995-99, his second stint at the East Lansing school as he also spent 1983-87 as the Spartans' defensive coordinator/secondary coach. After playing in just one bowl game in the previous four years, Michigan State made four postseason appearances in Saban's five years at the helm. Saban led MSU to a 34-24-1 (.585) record as head coach.

- In 1999, Saban led his final Spartans team to a No. 7 national ranking as MSU finished in a tie for second in the Big Ten. The Spartans defeated Notre Dame, Michigan, Ohio State and Penn State in the same year for the first time since 1965 and recorded six wins at home for the first time since the 1912 season. The Spartans' performance that year landed them a spot in the Citrus Bowl. The Spartans led the Big Ten in rushing defense (77.0 yards per game) and total defense (299.0 yards per game) while ranking fifth nationally in rushing defense and 11th in total defense. The Michigan State offense averaged 31.0 points per game.

- Saban's first head coaching position came at the University of Toledo in 1990, as he guided the Rockets to a record of 9-2 that year, finishing as co-champions of the Mid-American Conference. The Rockets ranked among the NCAA leaders in both total defense (12th at 284.8 yards) and scoring defense (16th at 16.2 points), and missed posting an undefeated record by a mere five points.

- A native of Fairmont, W.Va., Saban is a 1973 graduate of Kent State University where he earned a bachelor's degree in business. He earned a master's degree in sports administration from Kent State in 1975. Born October 31, 1951, Saban and his wife, the former Terry Constable, have two children, Nicholas and Kristen. They have one granddaughter, Amélie, and a daughter-in-law, Kelsé.

- At Michigan State, Saban started the "Nick's Kids" Foundation, which the Sabans continue here in Tuscaloosa. Since their arrival at the University of Alabama, the Sabans have helped raise approximately \$5.5 million for "Nick's Kids" that has been distributed to more than 250 charities and organizations throughout the state of Alabama and the Southeast. The Sabans also built 16 homes, one for each of the Tide's national championships, with Project Team Up and Habitat for Humanity following the April 27, 2011, tornado that stuck Tuscaloosa.

- In June of 2008, the Sabans announced a \$1 million gift to benefit Alabama's first-generation scholarship program. The gift has a special meaning to the Sabans as both Nick and Terry were both first-generation graduates.

SABAN PERSONAL QUICK FACTS

Born:	October 31, 1951
Wife:	Terry
Children:	Nicholas and Kristen
Education:	Kent State Bachelor's Degree Business (1973)

Kent State Master's Degree Sports Administration (1975)

SABAN YEAR-BY-YEAR RESULTS (PRIOR TO ALABAMA)

1990 - TOLEDO (9-2-0, 7-1 MAC)

Date	Opponent	Score
Sept. 8	at Miami (Ohio)	W, 20-14
Sept. 15	Northern Illinois	W, 23-14
Sept. 22	at Ball State	W, 28-16
Sept. 29	at Ohio	W, 27-20
Oct. 6	Eastern Michigan	W, 37-23
Oct. 13	Bowling Green	W, 19-13
Oct. 20	at Central Michigan	L, 12-13
Oct. 27	Kent State	W, 28-14
Nov. 3	at Western Michigan	W, 37-9
Nov. 10	Navy	L, 10-14
Nov. 17	Arkansas State	W, 43-28

1995 - MICHIGAN STATE (6-5-1, 4-3-1 Big 10)

Date	Opponent	Score
Sept. 9	Nebraska	L, 10-50
Sept. 16	at Louisville	W, 30-7
Sept. 23	at Purdue	T, 35-35
Sept. 30	Boston College	W, 25-21
Oct. 7	Iowa (HC)	L, 7-21
Oct. 14	at Illinois	W, 27-21
Oct. 21	Minnesota	W, 34-31
Oct. 28	at Wisconsin	L, 14-45
Nov. 4	Michigan	W, 28-25
Nov. 11	at Indiana	W, 31-13
Nov. 25	Penn State	L, 20-24
Dec. 29	LSU (Independence Bowl)	L, 26-45

1996 - MICHIGAN STATE (6-6, 5-3 Big 10)

Date	Opponent	Score
Aug. 31	Purdue	W, 52-14
Sept. 7	at Nebraska	L, 14-55
Sept. 21	Louisville	L, 20-30
Sept. 28	Eastern Michigan	W, 47-0
Oct. 5	at Iowa	L, 30-37
Oct. 12	Illinois (HC)	W, 42-14
Oct. 19	at Minnesota	W, 27-9
Oct. 26	Wisconsin	W, 30-13
Nov. 2	at Michigan	L, 29-45
Nov. 9	Indiana	W, 38-15
Nov. 23	at Penn State	L, 29-32
Dec. 31	Stanford (Sun Bowl)	L, 0-38

1997 - MICHIGAN STATE (7-5, 4-4)

Date	Opponent	Score
Sept. 6	Western Michigan	W, 42-10
Sept. 13	Memphis	W, 51-21
Sept. 20	at Notre Dame	W, 23-7
Oct. 4	Minnesota (HC)	W, 31-10
Oct. 11	at Indiana	W, 38-6
Oct. 18	at Northwestern	L, 17-19
Oct. 25	Michigan	L, 7-23
Nov. 1	Ohio State	L, 13-37
Nov. 8	at Purdue	L, 21-22
Nov. 22	at Illinois	W, 27-17
Nov. 29	Penn State	W, 49-14
Dec. 25	Washington (Aloha Bowl)	L, 23-51

1998 - MICHIGAN STATE (6-6, 4-4 Big 10)

Date	Opponent	Score
Aug. 29	Colorado State	L, 16-23
Sept. 5	at Oregon	L, 14-48
Sept. 12	Notre Dame	W, 45-23
Sept. 26	at Michigan	L, 17-29
Oct. 3	Central Michigan	W, 38-7
Oct. 10	Indiana (HC) (2 OT)	W, 38-31
Oct. 24	at Minnesota	L, 18-19
Oct. 31	Northwestern	W, 29-5
Nov. 7	at Ohio State	W, 28-24
Nov. 14	Purdue	L, 24-25
Nov. 21	Illinois	W, 41-9
Nov. 28	at Penn State	L, 28-51

1999 - MICHIGAN STATE (9-2, 6-2 Big 10)

Date	Opponent	Score
Sept. 2	Oregon	W, 27-20
Sept. 11	Eastern Michigan	W, 51-7
Sept. 18	at Notre Dame	W, 23-13
Sept. 25	at Illinois	W, 27-10
Oct. 2	Iowa (HC)	W, 49-3
Oct. 9	Michigan	W, 34-31
Oct. 16	at Purdue	L, 28-52
Oct. 30	at Wisconsin	L, 10-40
Nov. 6	Ohio State	W, 23-7
Nov. 13	at Northwestern	W, 34-0
Nov. 20	Penn State	W, 35-28

2000 - LSU (8-4, 5-3 SEC)

Date	Opponent	Score
Sept. 2	Western Carolina	W, 58-0
Sept. 9	Houston	W, 28-13
Sept. 16	at Auburn	L, 17-34
Sept. 23	Alabama-Birmingham (HC)	L, 10-13
Sept. 30	Tennessee (OT)	W, 38-31
Oct. 7	at Florida	L, 9-41
Oct. 14	Kentucky	W, 34-0
Oct. 21	Mississippi State (OT)	W, 45-38
Nov. 4	Alabama	W, 30-28
Nov. 11	at Ole Miss	W, 20-9
Nov. 24	at Arkansas	L, 3-14
Dec. 29	Georgia Tech (Peach Bowl)	W, 28-14

2001 - LSU (10-3, 5-3 SEC)

Date	Opponent	Score
Sept. 1	Tulane	W, 48-17
Sept. 8	Utah State	W, 31-14
Sept. 29	at Tennessee	L, 18-26
Oct. 6	Florida	L, 15-44
Oct. 13	at Kentucky	W, 29-25
Oct. 20	at Mississippi State	W, 42-0
Oct. 27	Ole Miss	L, 24-35
Nov. 3	at Alabama	W, 35-21
Nov. 10	Middle Tennessee (HC)	W, 30-14
Nov. 23	Arkansas	W, 41-38
Dec. 1	Auburn	W, 27-14
Dec. 8	Tennessee (SEC Champ.)	W, 30-21
Jan. 1	Illinois (Sugar Bowl)	W, 47-34

2002 - LSU (8-5, 5-3 SEC)

Date	Opponent	Score
Sept. 1	at Virginia Tech	L, 8-26
Sept. 7	The Citadel	W, 35-10
Sept. 14	Miami (Ohio)	W, 33-7
Sept. 28	Mississippi State	W, 31-13
Oct. 5	Louisiana-Lafayette (HC)	W, 48-0
Oct. 12	at Florida	W, 36-7
Oct. 19	South Carolina	W, 38-14
Oct. 26	at Auburn	L, 7-32
Nov. 9	at Kentucky	W, 33-30
Nov. 16	Alabama	L, 0-31
Nov. 23	Ole Miss	W, 14-13
Nov. 29	at Arkansas	L, 20-21
Jan. 1	Texas (Cotton Bowl)	L, 20-35

2003 - LSU (13-1, 7-1 SEC)

Date	Opponent	Score
Aug. 30	Louisiana-Monroe	W, 49-7
Sept. 6	at Arizona	W, 59-13
Sept. 13	Western Illinois	W, 35-7
Sept. 20	Georgia	W, 17-10
Sept. 27	at Mississippi State	W, 41-6
Oct. 11	Florida	L, 7-19
Oct. 18	at South Carolina	W, 33-7
Oct. 25	Auburn	W, 31-7
Nov. 1	Louisiana Tech (HC)	W, 49-10
Nov. 15	at Alabama	W, 27-3
Nov. 22	at Ole Miss	W, 17-14
Nov. 29	Arkansas	W, 55-24
Dec. 6	Georgia (SEC Champ.)	W, 34-13
Jan. 4	Oklahoma (BCS Champ.)	W, 21-14

2004 - LSU (9-3, 6-2 SEC)

Date	Opponent	Score
Sept. 4	Oregon State (OT)	W, 22-21
Sept. 11	Arkansas State	W, 55-3
Sept. 18	at Auburn	L, 9-10
Sept. 25	Mississippi State	W, 55-0
Oct. 2	at Georgia	L, 16-45
Oct. 9	at Florida	W, 24-21
Oct. 23	Troy State (HC)	W, 24-20
Oct. 30	Vanderbilt	W, 24-7
Nov. 13	Alabama	W, 26-10
Nov. 20	Ole Miss	W, 27-24
Nov. 26	Arkansas	W, 43-14
Jan. 1	Iowa (Capital One Bowl)	L, 25-30

SABAN YEAR-BY-YEAR RESULTS (AT ALABAMA)

2007 - ALABAMA (2-6, 1-4 SEC) [7-6, 4-4 SEC]

Date	Opponent	Score
Sept. 1	Western Carolina	%W, 52-6
Sept. 8	at Vanderbilt	%W, 24-10
Sept. 15	Arkansas	%W, 41-38
Sept. 22	Georgia (OT)	L, 23-26
Sept. 29	Florida State (Jacksonville)	L, 14-21
Oct. 6	Houston (HC)	%W, 30-24
Oct. 13	at Ole Miss	%W, 27-24
Oct. 20	Tennessee	W, 41-17
Nov. 3	LSU	L, 34-41
Nov. 10	at Mississippi State	L, 12-17
Nov. 17	Louisiana-Monroe	L, 14-21
Nov. 25	at Auburn	L, 10-17
Dec. 30	Colorado (Independence Bowl)	W, 30-24

% Later vacated by NCAA ruling.

2008 - ALABAMA (12-2, 8-0 SEC)

Date	Opponent	Score
Aug. 30	Clemson (Atlanta)	W, 34-10
Sept. 6	Tulane	W, 20-6
Sept. 13	Western Kentucky	W, 41-7
Sept. 20	at Arkansas	W, 49-14
Sept. 27	at Georgia	W, 41-30
Oct. 4	Kentucky	W, 17-14
Oct. 18	Ole Miss	W, 24-20
Oct. 25	at Tennessee	W, 29-9
Nov. 1	Arkansas State (HC)	W, 35-0
Nov. 8	at LSU (OT)	W, 27-21
Nov. 15	Mississippi State	W, 32-7
Nov. 29	Auburn	W, 36-0
Dec. 6	Florida (SEC Champ.)	L, 20-31
Jan. 1	Utah (Sugar Bowl)	L, 17-31

2009 - ALABAMA (14-0, 8-0 SEC)

Date	Opponent	Score
Sept. 5	Virginia Tech (Atlanta)	W, 34-24
Sept. 12	Florida International	W, 40-14
Sept. 19	North Texas	W, 53-7
Sept. 26	Arkansas	W, 35-7
Oct. 3	at Kentucky	W, 38-20
Oct. 10	at Ole Miss	W, 22-3
Oct. 17	South Carolina (HC)	W, 20-6
Oct. 24	Tennessee	W, 12-10
Nov. 7	LSU	W, 24-15
Nov. 14	at Mississippi State	W, 31-3
Nov. 21	Tennessee-Chattanooga	W, 45-0
Nov. 27	at Auburn	W, 26-21
Dec. 5	Florida (SEC Champ.)	W, 32-13
Jan. 7	Texas (BCS Champ.)	W, 37-21

2010 - ALABAMA (10-3, 5-3 SEC)

Date	Opponent	Score
Sept. 4	San Jose State	W, 48-3
Sept. 11	Penn State	W, 24-3
Sept. 18	at Duke	W, 62-13
Sept. 25	at Arkansas	W, 24-20
Oct. 2	Florida	W, 31-6
Oct. 9	at South Carolina	L, 21-35
Oct. 16	Ole Miss (HC)	W, 23-10
Oct. 23	at Tennessee	W, 41-10
Nov. 6	at LSU	L, 21-24
Nov. 13	Mississippi State	W, 30-10
Nov. 18	Georgia State	W, 63-7
Nov. 26	Auburn	L, 27-28
Jan. 1	Michigan State (Capital One Bowl)	W, 49-7

2011 - ALABAMA (12-1, 7-1 SEC)

Date	Opponent	Score
Sept. 3	Kent State	W, 48-7
Sept. 10	at Penn State	W, 27-11
Sept. 17	North Texas	W, 41-0
Sept. 24	Arkansas	W, 38-14
Oct. 1	at Florida	W, 38-10
Oct. 8	Vanderbilt	W, 34-0
Oct. 15	at Ole Miss	W, 52-7
Oct. 22	Tennessee	W, 37-6
Nov. 5	LSU (OT)	L, 6-9
Nov. 12	at Mississippi State	W, 24-7
Nov. 19	Georgia Southern	W, 45-21
Nov. 26	at Auburn	W, 42-14
Jan. 9	vs. LSU (BCS Champ.)	W, 21-0

2012 - ALABAMA (13-1, 7-1 SEC)

Date	Opponent	Score
Sept. 1	vs. Michigan (Arlington)	W, 41-14
Sept. 8	Western Kentucky	W, 35-0
Sept. 15	at Arkansas	W, 52-0
Sept. 22	Florida Atlantic	W, 40-7
Sept. 29	Ole Miss	W, 33-14
Oct. 13	at Missouri	W, 42-10
Oct. 20	at Tennessee	W, 44-13
Oct. 27	Mississippi State	W, 38-7
Nov. 3	at LSU	W, 21-17
Nov. 10	Texas A&M	L, 24-29
Nov. 17	Western Carolina	W, 49-0
Nov. 24	Auburn	W, 49-0
Dec. 1	vs. Georgia (SEC Champ.)	W, 32-28
Jan. 7	vs. Notre Dame (BCS Champ.)	W, 42-14

2013 - ALABAMA (11-2, 7-1 SEC)

Date	Opponent	Score
Aug. 31	vs. Virginia Tech (Atlanta)	W, 35-10
Sept. 14	at Texas A&M	W, 49-42
Sept. 21	Colorado State	W, 31-6
Sept. 28	Ole Miss	W, 25-0
Oct. 5	Georgia State	W, 45-3
Oct. 12	at Kentucky	W, 48-7
Oct. 19	Arkansas	W, 52-0
Oct. 26	Tennessee	W, 45-10
Nov. 9	LSU	W, 38-17
Nov. 16	at Mississippi State	W, 20-7
Nov. 23	Chattanooga	W, 49-0
Nov. 30	at Auburn	L, 28-34
Jan. 2	vs. Oklahoma (Sugar Bowl)	L, 31-45

2014 - ALABAMA (12-2, 7-1 SEC)

Date	Opponent	Score
Aug. 30	vs. West Virginia (Atlanta)	W, 33-23
Sept. 6	Florida Atlantic	W, 41-0
Sept. 13	Southern Miss	W, 52-12
Sept. 20	Florida	W, 42-21
Oct. 4	at Ole Miss	L, 17-23
Oct. 11	at Arkansas	W, 14-13
Oct. 18	Texas A&M	W, 59-0
Oct. 25	at Tennessee	W, 34-20
Nov. 8	at LSU (OT)	W, 20-13
Nov. 15	Mississippi State	W, 25-20
Nov. 22	Western Carolina	W, 48-14
Nov. 29	Auburn	W, 55-44
Dec. 6	vs. Missouri (SEC Champ.)	W, 42-13
Jan. 1	vs. Ohio State (CFP Semifinal)	L, 35-42

2015 - ALABAMA (14-1, 7-1 SEC)

Date	Opponent	Score
Sept. 5	vs. Wisconsin (Arlington)	W, 35-17
Sept. 12	Middle Tennessee	W, 37-10
Sept. 19	Ole Miss	L, 37-43
Sept. 26	Louisiana-Monroe	W, 34-0
Oct. 3	at Georgia	W, 38-10
Oct. 10	Arkansas	W, 27-14
Oct. 17	at Texas A&M	W, 41-23
Oct. 24	Tennessee	W, 19-14
Nov. 7	LSU	W, 30-16
Nov. 14	at Mississippi State	W, 31-6
Nov. 21	Charleston Southern	W, 56-6
Nov. 28	at Auburn	W, 29-13
Dec. 5	vs. Florida (SEC Champ.)	W, 29-15
Dec. 31	vs. Michigan State (CFP Semi.)	W, 38-0
Jan. 11	vs. Clemson (CFP Champ.)	W, 45-40

2016 - ALABAMA (5-0, 2-0 SEC)

Date	Opponent	Score
Sept. 3	vs. USC (Arlington)	W, 52-6
Sept. 10	Western Kentucky	W, 38-10
Sept. 17	at Ole Miss	W, 48-43
Sept. 24	Kent State	W, 48-0
Oct. 1	Kentucky	W, 34-6

THE LAST TIME IT HAPPENED

INDIVIDUAL

Kickoff Returned for a Touchdown	Alabama:	Kenyan Drake vs. Clemson in Glendale, Jan. 11, 2016 (95 yards)
	Opponent:	Mario Alford, West Virginia in Atlanta, Aug. 30, 2014 (100 yards)
Punt Returned for a Touchdown	Alabama:	Xavian Marks vs. Kent State in Tuscaloosa, Sept. 24, 2016 (75 yards)
	Opponent:	Antonio Callaway, Florida in Atlanta, Dec. 5, 2015 (85 yards)
Interception Returned for a Touchdown	Alabama:	Eddie Jackson vs. Western Kentucky in Tuscaloosa, Sept. 10, 2016 (55 yards)
	Opponent:	Steve Miller, Ohio State in New Orleans, Jan. 1, 2015 (41 yards)
Fumble Return/Recovery for a Touchdown	Alabama:	Ronnie Harrison vs. Kentucky in Tuscaloosa, Oct. 1, 2016 (55 yards)
	Opponent:	John Youngblood, Ole Miss in Oxford, Sept. 17, 2016 (44 yards)
Blocked Punt Returned for a Touchdown	Alabama:	Minkah Fitzpatrick (block and return) vs. Georgia in Athens, Oct. 3, 2015 (1 yard)
	Opponent:	Thomas Davis, Georgia in Athens, Oct. 4, 2003 (7 yards)
Blocked FG Returned for a Touchdown	Alabama:	Dont'a Hightower (blk)/Dre Kirkpatrick (ret) vs. Georgia Southern in Tuscaloosa, Nov. 19, 2011 (55 yards)
	Opponent:	Cornelius Washington (blk)/Alec Ogletree (ret), Georgia in Atlanta, Dec. 1, 2012 (55 yards)
Blocked PAT for Two-Point Conversion	Alabama:	Kenny Smith & Kecalif Bailey vs. E. Carolina in Tuscaloosa, Oct. 17, 1998
	Opponent:	Kevin Woods, Northern Illinois in Tuscaloosa, Sept. 20, 2003
Blocked Punt	Alabama:	Keith Holcombe vs. Florida in Atlanta, Dec. 5, 2015
	Opponent:	Myles Garrett, Texas A&M in College Station, Oct. 17, 2015
Blocked PAT	Alabama:	A'Shawn Robinson vs. LSU in Tuscaloosa, Nov. 7, 2015
	Opponent:	Tolando Cleveland, Mississippi State in Starkville, Nov. 14, 2015
Blocked Field Goal	Alabama:	Jonathan Allen vs. Western Kentucky in Tuscaloosa, Sept. 10, 2016
	Opponent:	Cornelius Washington, Georgia in Atlanta, Dec. 1, 2012
300+ Yards Total Offense	Alabama:	304, Jalen Hurts at Ole Miss in Oxford, Sept. 17, 2016 (158 passing, 146 rushing)
	Opponent:	314, Dak Prescott, Mississippi State in Starkville, Nov. 14, 2015 (300 passing, 14 rushing)
400+ Yards Total Offense	Alabama:	484, Blake Sims vs. Florida in Tuscaloosa, Sept. 20, 2014 (445 passing, 39 rushing)
	Opponent:	469, Chad Kelly, Ole Miss in Oxford, Sept. 17, 2016 (421 passing, 48 rushing)
100 Yards Rushing	Alabama:	100, Joshua Jacobs vs. Kentucky in Tuscaloosa, Oct. 1, 2016
	Opponent:	146, Nick Chubb, Georgia in Athens, Oct. 3, 2015
200 Yards Rushing	Alabama:	271, Derrick Henry at Auburn in Auburn, Nov. 28, 2015
	Opponent:	230, Ezekiel Elliott, Ohio State in New Orleans, Jan. 1, 2015
250 Yards Rushing	Alabama:	271, Derrick Henry vs. Auburn in Auburn, Nov. 28, 2015
	Opponent:	256, Bo Jackson, Auburn in Birmingham, Dec. 3, 1983
300 Yards Rushing	Alabama:	Has not occurred
	Opponent:	Has not occurred
Three Rushing Touchdowns	Alabama:	Derrick Henry vs. Clemson in Glendale, Jan. 11, 2016
	Opponent:	DeShaun Foster, UCLA in Los Angeles, Sept. 2, 2000
Four Rushing Touchdowns	Alabama:	Trent Richardson vs. Ole Miss in Oxford, Oct. 15, 2011
	Opponent:	N/A
Five Rushing Touchdowns	Alabama:	Santonio Beard vs. Ole Miss in Tuscaloosa, Oct. 12, 2002
	Opponent:	N/A
Two 100-Yard Rushers	Alabama:	Jalen Hurts (146) and Damien Harris (144) at Ole Miss in Oxford, Sept. 17, 2016
	Opponent:	Marion Barber (187) and Laurence Maroney (105), Minnesota in Nashville, Dec. 31, 2004
Three or More 100-Yard Rushers	Alabama:	4 (James Taylor, 142; Wilbur Jackson, 138; Calvin Culliver, 127; Richard Todd, 102), vs. Virginia Tech in Tuscaloosa, Oct. 27, 1973
	Opponent:	Has not occurred

THE LAST TIME IT HAPPENED

300-399 Yards Passing	Alabama:	312, Blake Sims vs. Auburn in Tuscaloosa, Nov. 29, 2014
	Opponent:	341, Chad Kelly, Ole Miss in Tuscaloosa, Sept. 19, 2015
400-499 Yards Passing	Alabama:	445, Blake Sims vs. Florida in Tuscaloosa, Sept. 20, 2014
	Opponent:	421, Chad Kelly, Ole Miss in Oxford, Sept. 17, 2016
500-599 Yards Passing	Alabama:	Has not occurred
	Opponent:	528, Rohan Davey, LSU in Tuscaloosa, Nov. 3, 2001
Three Passing Touchdowns	Alabama:	Jake Coker vs. ULM in Tuscaloosa, Sept. 26, 2015
	Opponent:	Chad Kelly, Ole Miss in Oxford, Sept. 17, 2016
Four Passing Touchdowns	Alabama:	Blake Sims vs. Auburn in Tuscaloosa, Nov. 29, 2014
	Opponent:	Deshaun Watson, Clemson in Glendale, Jan. 11, 2016
Five Passing Touchdowns	Alabama:	Gary Hollingsworth, vs. Ole Miss in Oxford, Nov. 4, 1989
	Opponent:	Johnny Manziel, Texas A&M in College Station, Sept. 14, 2013
Six Passing Touchdowns	Alabama:	Has not occurred
	Opponent:	Danny Wuerffel, Florida in Atlanta, Dec. 7, 1996
Three Interceptions Thrown	Alabama:	Blake Sims vs. Ohio State in New Orleans, Jan. 1, 2015
	Opponent:	Kyle Allen, Texas A&M in College Station, Oct. 17, 2015
Four Interceptions Thrown	Alabama:	Andrew Zow vs. Central Florida in Tuscaloosa, Oct. 28, 2000
	Opponent:	Drew Little, Georgia State in Tuscaloosa, Nov. 18, 2010
Five Interceptions Thrown	Alabama:	Jeff Rutledge vs. Nebraska in Lincoln, Sept. 17, 1977
	Opponent:	Kent Austin, Ole Miss in Tuscaloosa, Sept. 17, 1983
10 or More Receptions in a Game	Alabama:	11, Calvin Ridley vs. Kentucky in Tuscaloosa, Oct. 1, 2016
	Opponent:	11, Ryan Swope, Texas A&M in Tuscaloosa, Nov. 10, 2012
100-199 Yards Receiving	Alabama:	174, Calvin Ridley vs. Kentucky in Tuscaloosa, Oct. 1, 2016
	Opponent:	138, Evan Engram, Ole Miss in Oxford, Sept. 17, 2016
200-299 Yards Receiving	Alabama:	208, O.J. Howard vs. Clemson in Glendale, Jan. 11, 2016
	Opponent:	206, Sammie Coates, Auburn in Tuscaloosa, Nov. 29, 2014
Two 100-Yard Receivers	Alabama:	139, DeAndrew White; 121, Amari Cooper vs. Oklahoma in New Orleans, Jan. 2, 2014
	Opponent:	Sammie Coates (206) & D. Williams (121), Auburn in Tuscaloosa, Nov. 29, 2014
Four or More Field Goals in a Game	Alabama:	5, Adam Griffith vs. Auburn in Auburn, Nov. 28, 2015
	Opponent:	5, Daniel Carlson, Auburn in Tuscaloosa, Nov. 29, 2014
50-Yard or Longer Field Goal	Alabama:	50, Adam Griffith vs. Auburn in Tuscaloosa, Nov. 28, 2015
	Opponent:	(2) 54, 52, Taylor Bertolet, Texas A&M in College Station, Oct. 17, 2015
Two Interceptions in a Game	Alabama:	Eddie Jackson (2) & Minkah Fitzpatrick (2) vs. Texas A&M in College Station, Oct. 17, 2015
	Opponent:	Robert Johnson, Utah in New Orleans, Jan. 2, 2009
Three Interceptions in a Game	Alabama:	Rashad Johnson vs. LSU in Baton Rouge, Nov. 8, 2008
	Opponent:	Has not occurred
Three Quarterback Sacks in a Game	Alabama:	Jonathan Allen vs. Mississippi State in Starkville, Nov. 14, 2015
	Opponent:	Kevin Dodd, Clemson in Glendale, Jan. 11, 2016
Four Quarterback Sacks in a Game	Alabama:	Derrick Thomas vs. Kentucky in Lexington, Oct. 1, 1988
	Opponent:	Has not occurred
Five Quarterback Sacks in a Game	Alabama:	Derrick Thomas vs. Texas A&M in College Station, Dec. 1, 1988
	Opponent:	Has not occurred

THE LAST TIME IT HAPPENED

TEAM

Shutout (Defensive)	Alabama:	vs. Kent State (48-0) in Tuscaloosa, Sept. 24, 2016
	Opponent:	Auburn (9-0) in Tuscaloosa, Nov. 18, 2000
Safety	Alabama:	vs. Florida in Atlanta, Dec. 5, 2015 (Keith Holcombe blocked punt out of the back of the end zone)
	Opponent:	vs. LSU in Tuscaloosa, Nov. 7, 2009 (McElroy intentional grounding in end zone)
Held to No Offensive Touchdowns	Alabama:	vs. LSU in Tuscaloosa, Nov. 5, 2011
	Opponent:	Kentucky in Tuscaloosa, Oct. 1, 2016
30 First Downs in a Game	Alabama:	36 vs. Western Carolina in Tuscaloosa, Nov. 22, 2014
	Opponent:	31 by Clemson in Glendale, Jan. 11, 2016
Held Under 10 First Downs	Alabama:	8 vs. LSU in Baton Rouge, Nov. 13, 2004
	Opponent:	5 by Kent State in Tuscaloosa, Sept. 24, 2016
450-499 Yards Total Offense	Alabama:	488 vs. Kentucky in Tuscaloosa, Oct. 1, 2016 (315 passing, 173 rushing)
	Opponent:	475 by LSU in Tuscaloosa, Nov. 3, 2007 (388 passing, 87 rushing)
500-599 Yards Total Offense	Alabama:	502 vs. Kent State in Tuscaloosa, Sept. 24, 2016 (217 passing, 285 rushing)
	Opponent:	527 by Ole Miss in Oxford, Sept. 17, 2016 (421 passing, 106 rushing)
600-699 Yards Total Offense	Alabama:	612 vs. Western Carolina in Tuscaloosa, Nov. 22, 2014 (337 passing, 275 rushing)
	Opponent:	630 by Auburn in Tuscaloosa, Nov. 29, 2014 (456 passing, 174 rushing)
700+ Yards Total Offense	Alabama:	833 vs. Virginia Tech in Tuscaloosa, Oct. 27, 1973 (748 rushing, 85 passing)
	Opponent:	Has not occurred
800+ Yards Total Offense	Alabama:	833 vs. Virginia Tech in Tuscaloosa, Oct. 27, 1973 (748 rushing, 85 passing)
	Opponent:	Has not occurred
Held Under 200 Yards Total Offense in a Game	Alabama:	172 vs. Tulane in Tuscaloosa, Sept. 13, 2008 (73 passing, 99 rushing)
	Opponent:	161 by Kentucky in Tuscaloosa, Oct. 1, 2016 (89 passing, 72 rushing)
300+ Yards Rushing in a Game	Alabama:	334 at Ole Miss in Oxford, Sept. 17, 2016
	Opponent:	302 by Georgia Southern in Tuscaloosa, Nov. 19, 2011
400+ Yards Rushing in a Game	Alabama:	435 vs. Tulane in Birmingham, Oct. 10, 1992
	Opponent:	485 by USC in Birmingham, Sept. 12, 1970
450+ Yards Rushing in a Game	Alabama:	458 vs. Ole Miss in Jackson, Miss., Sept. 20, 1980
	Opponent:	485 by USC in Birmingham, Sept. 12, 1970
500+ Yards Rushing in a Game	Alabama:	514 vs. Mississippi State in Starkville, Nov. 1, 1986
	Opponent:	Has not occurred
600+ Yards Rushing in a Game	Alabama:	748 vs. Virginia Tech in Tuscaloosa, Oct. 27, 1973
	Opponent:	Has not occurred
700+ Yard Rushing in a Game	Alabama:	748 vs. Virginia Tech in Tuscaloosa, Oct. 27, 1973
	Opponent:	Has not occurred
Held Under 100 Yards Rushing in a Game	Alabama:	66 vs. Arkansas in Fayetteville, Oct. 11, 2014
	Opponent:	72 by Kentucky in Tuscaloosa, Oct. 1, 2016
Negative Yards Rushing in a Game	Alabama:	Has not occurred
	Opponent:	-8 by Western Carolina in Tuscaloosa, Nov. 22, 2014
300-399 Yards Passing	Alabama:	315 vs. Kentucky in Tuscaloosa, Oct. 1, 2016
	Opponent:	304 by Mississippi State in Starkville, Nov. 14, 2015
400-499 Yards Passing	Alabama:	430 vs. Florida Atlantic in Tuscaloosa, Sept. 6, 2014
	Opponent:	421 by Ole Miss in Oxford, Sept. 17, 2016

THE LAST TIME IT HAPPENED

500 Yards Passing	Alabama:	Has not occurred
	Opponent:	528 by LSU in Tuscaloosa, Nov. 3, 2001
Held Under 100 Yards Passing	Alabama:	58 vs. Texas in Pasadena, Jan. 7, 2010
	Opponent:	89 by Kentucky in Tuscaloosa, Oct. 1, 2016
200 Yards in Punt Returns	Alabama:	204 vs. LSU in Baton Rouge, Nov. 10, 1947
	Opponent:	Has not occurred
200 Yards in Kickoff Returns	Alabama:	250 vs. Boston College in Birmingham, Sept. 8, 1984
	Opponent:	243 (8) by Virginia Tech in Atlanta, Sept. 5, 2009
Scored 50-59 Points in a Game	Alabama:	52 vs. USC in Arlington, Sept. 3, 2016
	Opponent:	51 by Tennessee in Tuscaloosa, Oct. 26, 2003
Scored 60-69 Points in a Game	Alabama:	63 vs. Georgia State in Tuscaloosa, Nov. 18, 2010
	Opponent:	Has not occurred
Scored 70-79 Points in a Game	Alabama:	77 vs. Virginia Tech in Tuscaloosa, Oct. 27, 1973
	Opponent:	78 by Vanderbilt in Nashville, Oct. 20, 1906
Scored 80-89 Points in a Game	Alabama:	89 vs. Delta State in Tuscaloosa, Sept. 21, 1950
	Opponent:	Has not occurred
Scored 90 or More Points in a Game	Alabama:	110 vs. Marion Institute in Tuscaloosa, Sept. 30, 1922
	Opponent:	Has not occurred
Four Interceptions Thrown in a Game	Alabama:	vs. Kent State in Tuscaloosa, Sept. 3, 2011 (AJ McCarron, 2; Phillip Sims, 2)
	Opponent:	by Texas A&M in College Station, Oct. 17, 2015 (Kyle Allen 3; Kyler Murray 1)
Five Interceptions Thrown in a Game	Alabama:	vs. Penn State in Tuscaloosa, Oct. 29, 1990 (Gary Hollingsworth, 4; Danny Woodson, 1)
	Opponent:	by Ole Miss in Tuscaloosa, Sept. 17, 1983 (Kent Austin, 5)
Five or More Quarterback Sacks in a Game	Alabama:	5 vs. Western Kentucky in Tuscaloosa, Sept. 10, 2016
	Opponent:	5 by Clemson in Glendale, Jan. 11, 2016
Five or More Fumbles	Alabama:	7 vs. South Carolina in Columbia, Sept. 29, 2001 (lost two)
	Opponent:	8 by Arkansas in Fayetteville, Sept. 15, 2012 (lost three)
40 Minutes Time of Possession	Alabama:	43:29 vs. Florida in Atlanta, Dec. 5, 2015
	Opponent:	N/A
Five Turnovers	Alabama:	Ole Miss in Tuscaloosa, Sept. 19, 2015
	Opponent:	by Arkansas in Fayetteville, Sept. 15, 2012
Six Turnovers	Alabama:	vs. Arkansas in Tuscaloosa, Sept. 25, 1999
	Opponent:	by Tennessee in Knoxville, Oct. 26, 2002
Penalized for 100 Yards	Alabama:	120 vs. Wisconsin in Arlington, Sept. 5, 2015
	Opponent:	106 by Mississippi in Tuscaloosa, Oct. 17, 2010
Penalized for Less Than 20 Yards	Alabama:	0 yards vs. Texas A&M in Tuscaloosa, Oct. 18, 2014
	Opponent:	15 by Kentucky in Tuscaloosa, Oct. 1, 2016
15 or More Penalties	Alabama:	16 vs. Middle Tennessee in Tuscaloosa, Aug. 31, 2002
	Opponent:	15 by Mississippi State in Starkville, Nov. 11, 2000
Recovered On-side Kick	Alabama:	vs. Clemson in Glendale, Jan. 11, 2016 (Adam Griffith kick/Marlon Humphrey recovery)
	Opponent:	by Ole Miss in Oxford, Sept. 17, 2016

CRIMSON TIDE SPORTS NETWORK

The multimedia rights holder for The University of Alabama is Crimson Tide Sports Marketing. CTSM is a joint venture of Learfield Communications of Jefferson City, Mo., and IMG College, based in Winston Salem, N.C. Jim Carabin serves as the network's general manager. CTSM may be reached by calling 205-348-9600.

Alabama Football on Radio and TV

Live Radio: Crimson Tide Sports Network (60-plus stations)
Sirius Satellite Radio (126); XM Satellite Radio (191)

Live TV: ESPN
Joe Tessitore, Todd Blackledge, Holly Rowe

CTSM Media Services

Saturday Oct. 1	3 p.m.	Around the SEC Join Tyler Watts and Todd Robbins from Bob's Victory Grille
	4 p.m.	Crimson Tide Tailgate Show Chris Stewart and Phil Savage preview today's game
	5:20 p.m.	"Nick Saban Show" Eli Gold chats with Alabama head coach Nick Saban about today's game
	5:30 p.m.	Alabama Football Pregame Show with Eli Gold and Phil Savage and Chris Stewart
	6 p.m.	Kickoff
	10 p.m.	Regions Bank 5th Quarter Show Postgame interviews from the Alabama locker room ... game analysis stats and more.

CTSN RADIO AFFILIATES

Anniston	WHMA-FM
Arab	WAFN-FM
Ashland	WCKF-FM
Atlanta	WGST-AM
Birmingham	WJOX-AM
Birmingham	WJOX-FM
Brewton	WKNU-FM
Blackshear, GA	WFNS-AM
Brunswick, GA	WSFN-AM
Centre	WEIS-AM
Chattanooga, TN	WUUQ-FM
Chattanooga, TN	WUUQ-FM
Clanton	WKLF-AM
Clanton	WKLF-FM
Cookeville, TN	WATX-AM
Cookeville, TN	WATX-FM
Corinth, MS	WADI-FM
Cowan, TN	WZYX-AM
Cullman	WFMH-AM
Dacula	WWTM-AM
Dothan	WBBK-FM
Eufaula	WULA-AM
Fayette	WLTX-AM
Florence	WYTK-FM
Ft. Payne	WFPA-AM
Ft. Walton Beach, FL	WTKE-FM
Gadsden	WAAX-AM
Greenville	WFXX-FM
Haleyville	WWWH-FM
Haleyville	WWWH-AM
Hattiesburg, MS	WHSY-AM
Hiland, FL	W292DM-FM
Huntsville	WUMP-AM
Huntsville	WUMP-FM
Huntsville	WVNN-AM
Huntsville	WVNN-FM
Jackson, AL	WHOD-FM
Jackson, MS	WJQS-AM
Jasper	WJLX-AM
Linden/Demopolis	WINL-FM
Meridian	WALT-AM
Meridian	WALT-FM
Mobile	WZEW-FM
Monroeville	WMFC-FM
Montgomery	WLWI-AM
Montgomery	WXFX-FM
Nashville, TN (Pegram)	WPRT-FM
Opelika/Auburn	WMXA-FM
Opp	WAMI-FM
Panama City Beach, FL	WBPC-FM
Port St. Joe, FL	WTKP-FM
Pensacola, FL	WBSR-AM
Pensacola, FL	WBSR-FM
Rome, GA	WLAQ-AM
Russellville	WGOL-AM
Savannah, GA	WSEG-AM
Scottsboro	WKEA-FM
Selma	WDXX-FM
Spartanburg, SC	WASC-AM
Sylacauga	WFEB-AM
Tallassee	WTLS-AM
Tallassee	WTLS-FM
Tullahoma, TN	WHMT-AM
Tullahoma, TN	WHMT-FM
Tupelo, MS	WZLO-FM
Tuscaloosa	WFFN-FM
Tuscaloosa	WDGM-FM
Vernon	WJEC-FM
West Point, GA	WCJM-FM
Winfield	WKXM-FM

2016 ALABAMA ROSTER

NUMERICAL ROSTER			No.	Name	Pos.	Class	Ht.	Wt.	Exp.	Hometown/Previous School
1	Ben Davis	LB	93	Jonathan Allen	DL	Sr.	6-3	291	3L	Leesburg, Va./Stone Bridge
1	Robert Foster	WR	41	Blaine Anderson	DB	Sr.	5-10	187	SQ	Charlotte, N.C./Myers Park
2	Tony Brown	DB	31	Keaton Anderson	LB	R-Fr.	6-1	215	RS	Florence, Ala./Florence
2	Jalen Hurts	QB	22	Ryan Anderson	LB	R-Sr.	6-2	253	3L	Daphne, Ala./Daphne
3	Calvin Ridley	WR	28	Anthony Averett	DB	R-Jr.	6-0	183	1L	Woodbury, N.J./Woodbury
4	Eddie Jackson	DB	44	Dakota Ball	DL	R-Sr.	6-3	268	2L	Lindale, Ga./Pepperell
5	Shyheim Carter	DB	18	Cooper Bateman	QB	R-Jr.	6-3	220	2L	Murray, Utah/Cottonwood
5	Ronnie Clark	RB	41	Parker Bearden	WR	So.	6-1	201	SQ	Bessemer, Ala./Bessemer Academy
6	Hootie Jones	DB	75	Bradley Bozeman	OL	R-Jr.	6-5	319	2L	Roanoke, Ala./Handley
7	Trevon Diggs	WR	65	Deonte Brown	OL	Fr.	6-4	350	HS	Decatur, Ala./Austin
8	Jared Mayden	DB	48	Mekhi Brown	LB	R-Fr.	6-5	246	RS	Columbus, Ga./Carver
9	Da'Shawn Hand	DL	2	Tony Brown	DB	Jr.	6-0	198	2L	Beaumont, Texas/Ozen
9	Bo Scarbrough	RB	45	Hunter Bryant	TE	Jr.	6-5	226	SQ	Roswell, Ga./Fellowship Christian School
10	Reuben Foster	LB	5	Shyheim Carter	DB	Fr.	6-0	190	HS	Kentwood, La./Kentwood
11	Gehrig Dieter	WR	67	Josh Casher	OL	R-So.	6-1	287	SQ	Mobile, Ala./St. Paul's
12	David Cornwell	QB	5	Ronnie Clark	RB	R-So.	6-2	215	1L	Calera, Ala./Calera
13	Nigel Knott	DB	12	David Cornwell	QB	R-So.	6-5	228	SQ	Norman, Okla./Norman North
13	ArDarius Stewart	WR	66	Lester Cotton	OL	So.	6-4	319	1L	Tuscaloosa, Ala./Central
14	Deionte Thompson	DB	1	Ben Davis	LB	Fr.	6-4	234	HS	Gordo, Ala./Gordo
15	Ronnie Harrison	DB	99	Raekwon Davis	DL	Fr.	6-7	315	HS	Meridian, Miss./Meridian
15	JK Scott	P	62	Will Davis	OL	Sr.	6-5	315	SQ	Letohatchee, Ala./Fort Dale Academy
16	Jamey Mosley	LB	11	Gehrig Dieter	WR	Sr.	6-3	207	TR	South Bend, Ind./Washington/Bowling Green
16	T.J. Simmons	WR	7	Trevon Diggs	WR	Fr.	6-2	195	HS	Gaithersburg, Md./Avalon School
17	Cam Sims	WR	36	Johnny Dwight	DL	R-So.	6-3	306	SQ	Rochelle, Ga./Wilcox County
18	Cooper Bateman	QB	21	B.J. Emmons	RB	Fr.	6-0	206	HS	Morganton, N.C./Freedom
19	Shawn Jennings	LB	43	Lawrence Erekosima	RB	Jr.	5-7	180	SQ	Simpsonville, S.C./Clinton
19	Xavian Marks	WR	32	Rashaan Evans	LB	Jr.	6-3	231	2L	Auburn, Ala./Auburn
19	Montana Murphy	QB	80	Raheem Falkins	WR	R-Jr.	6-4	200	2L	New Orleans, La./G.W. Carver
20	Shaun Dion Hamilton	LB	29	Minkah Fitzpatrick	DB	So.	6-1	203	1L	Old Bridge, N.J./St. Peter's Prep
21	B.J. Emmons	RB	87	Miller Forristall	TE	Fr.	6-5	225	HS	Cartersville, Ga./Cartersville
21	Rogria Lewis	DB	10	Reuben Foster	LB	Sr.	6-1	236	3L	Auburn, Ala./Auburn
22	Ryan Anderson	LB	1	Robert Foster	WR	R-Jr.	6-2	191	2L	Monaca, Pa./Central Valley
23	Aaron Robinson	DB	69	Joshua Frazier	DL	Jr.	6-4	315	2L	Springdale, Ark./Har-Ber
24	Terrell Hall	LB	46	Derrick Garnett	LB	Sr.	6-1	240	SQ	Tuscaloosa, Ala./Holy Spirit
25	Joshua Jacobs	RB	27	Derrick Gore	RB	Jr.	5-11	210	1L	Syracuse, N.Y./Milford Academy/Coffeyville C.C.
26	Marlon Humphrey	DB	45	Bo Grant	DB	Sr.	6-2	195	SQ	Valley, Ala./Valley
27	Derrick Gore	RB	89	Brandon Greene	TE	R-Sr.	6-5	295	3L	Ellenwood, Ga./Cedar Grove
28	Anthony Averett	DB	99	Adam Griffith	PK	R-Sr.	5-10	191	3L	Calhoun, Ga./Calhoun
29	Minkah Fitzpatrick	DB	24	Terrell Hall	LB	Fr.	6-5	247	HS	Washington, D.C./St. John's
30	Mack Wilson	LB	20	Shaun Dion Hamilton	LB	Jr.	6-0	232	2L	Montgomery, Ala./Carver
31	Keaton Anderson	LB	9	Da'Shawn Hand	DL	Jr.	6-4	280	2L	Woodbridge, Va./Woodbridge
32	Rashaan Evans	LB	34	Damien Harris	RB	So.	5-11	214	1L	Richmond, Ky./Madison Southern
33	Anfernee Jennings	LB	86	Truett Harris	TE	Sr.	6-3	235	SQ	Brentwood, Tenn./Brentwood
34	Damien Harris	RB	15	Ronnie Harrison	DB	So.	6-3	216	1L	Tallahassee, Fla./FSU University School
34	Nate Staskelunas	DB	63	J.C. Hassenauer	OL	Jr.	6-2	299	2L	Woodbury, Minn./East Ridge
35	Torin Marks	DB	84	Hale Hentges	TE	So.	6-5	256	1L	Jefferson City, Mo./Helias
35	Thomas Woods	WR	42	Keith Holcombe	LB	R-So.	6-4	227	1L	Tuscaloosa, Ala./Hillcrest
36	Johnny Dwight	DL	88	O.J. Howard	TE	Sr.	6-6	251	3L	Prattville, Ala./Autauga Academy
37	Donavan Mosley	DB	26	Marlon Humphrey	DB	R-So.	6-1	196	1L	Hoover, Ala./Hoover
37	Jonathan Rice	WR	2	Jalen Hurts	QB	Fr.	6-2	209	HS	Channelview, Texas/Channelview
38	Austin Johnson	WR	4	Eddie Jackson	DB	Sr.	6-0	194	3L	Lauderdale Lakes, Fla./Boyd Anderson
39	Levi Wallace	DB	25	Joshua Jacobs	RB	Fr.	5-10	204	HS	Tulsa, Okla./McLain
40	Joshua McMillon	LB	33	Anfernee Jennings	LB	R-Fr.	6-3	264	RS	Dadeville, Ala./Dadeville
41	Blaine Anderson	DB	19	Shawn Jennings	LB	Fr.	6-1	220	HS	Dadeville, Ala./Dadeville
41	Parker Bearden	WR	38	Austin Johnson	WR	So.	6-2	200	SQ	Elba, Ala./Elba
42	Keith Holcombe	LB	6	Hootie Jones	DB	Jr.	6-2	215	2L	Monroe, La./Neville
42	Jacob Parker	TE	50	Vohn Keith	DL	Jr.	6-2	221	SQ	Mobile, Ala./Faith Academy

2016 ALABAMA ROSTER

NUMERICAL ROSTER			No.	Name	Pos.	Class	Ht.	Wt.	Exp.	Hometown/Previous School
43	Lawrence Erekosima	RB	56	Brandon Kennedy	OL	R-Fr.	6-3	301	RS	Wetumpka, Ala./Wetumpka
44	Dakota Ball	DL	81	Derek Kief	WR	R-So.	6-4	200	1L	Cincinnati, Ohio/La Salle
44	Avery Reid	RB	90	Jamar King	DL	Jr.	6-4	290	JC	Detroit, Mich./Denby/Mendocino C.C.
45	Hunter Bryant	TE	78	Korren Kirven	OL	R-Sr.	6-4	311	3L	Lynchburg, Va./Brookville
45	Bo Grant	DB	13	Nigel Knott	DB	Fr.	5-11	175	HS	Madison, Miss./Germantown
46	Derrick Garnett	LB	76	Scott Lashley	OL	Fr.	6-7	313	HS	West Point, Miss./West Point
47	Christian Miller	LB	85	Donnie Lee Jr.	WR	Jr.	6-0	180	SQ	Northport, Ala./Tuscaloosa County
47	Josh Pugh	WR	21	Rogria Lewis	DB	Jr.	5-11	196	SQ	Birmingham, Ala./Gardendale
48	Mekhi Brown	LB	51	Jake Long	DL	Sr.	5-9	228	SQ	Vestavia Hills, Ala./Vestavia Hills
50	Vohn Keith	DL	35	Torin Marks	DB	R-Fr.	5-11	175	RS	Rosenberg, Texas/George Ranch
50	Alphonse Taylor	OL	19	Xavian Marks	WR	So.	5-8	166	1L	Rosenberg, Texas/George Ranch
51	Jake Long	DL	60	Malik Martin	OL	So.	6-3	370	SQ	Tuscaloosa, Ala./Hillcrest
52	Scott Meyer	SN	8	Jared Mayden	DB	Fr.	6-0	200	HS	Sachse, Texas/Sachse
53	Ryan Parris	SN	55	Cole Mazza	SN	Sr.	6-2	235	3L	Bakersfield, Calif./Liberty
54	Dalvin Tomlinson	DL	40	Joshua McMillon	LB	R-Fr.	6-3	237	RS	Memphis, Tenn./Whitehaven
55	Cole Mazza	SN	52	Scott Meyer	SN	Fr.	6-2	222	HS	Alpharetta, Ga./Blessed Trinity Catholic
56	Brandon Kennedy	OL	47	Christian Miller	LB	R-So.	6-4	230	1L	Columbia, S.C./Spring Valley
56	Tim Williams	LB	64	Brandon Moore	OL	Sr.	6-0	248	SQ	Cincinnati, Ohio/Hills Christian Academy
58	Daniel Powell	DL	37	Donavan Mosley	DB	So.	5-10	180	SQ	San Antonio, Texas/James Madison
59	Dallas Warmack	OL	16	Jamey Mosley	LB	R-So.	6-5	228	SQ	Mobile, Ala./Theodore
60	Malik Martin	OL	19	Montana Murphy	QB	Fr.	6-3	201	HS	Southlake, Texas/Carroll Senior
61	Jacob Probasco	OL	79	Chris Owens	OL	Fr.	6-3	307	HS	Arlington, Texas/Lamar
62	Will Davis	OL	92	Andy Pappanastos	PK	R-Jr.	5-11	198	TR	Montgomery, Ala./Trinity Presbyterian/Ole Miss
63	J.C. Hassenauer	OL	42	Jacob Parker	TE	Jr.	6-1	222	SQ	Meridianville, Ala./Westminster Christian
64	Brandon Moore	OL	53	Ryan Parris	SN	So.	6-0	209	SQ	Madison, Ala./James Clemens
65	Deonte Brown	OL	94	Da'Ron Payne	DL	So.	6-2	319	1L	Birmingham, Ala./Shades Valley
66	Lester Cotton	OL	72	Richie Petitbon	OL	R-Fr.	6-4	302	RS	Annapolis, Md./Gonzaga
67	Josh Casher	OL	71	Ross Pierschbacher	OL	R-So.	6-4	304	1L	Cedar Falls, Iowa/Cedar Falls
69	Joshua Frazier	DL	58	Daniel Powell	DL	Fr.	5-11	238	HS	Aliceville, Ala./Pickens Academy
71	Ross Pierschbacher	OL	61	Jacob Probasco	OL	Fr.	6-3	317	SQ	Plainsboro, N.J./West Windsor-Plainsboro South
72	Richie Petitbon	OL	47	Josh Pugh	WR	So.	6-1	208	SQ	Chelsea, Ala./Chelsea
73	Jonah Williams	OL	89	Armani Purifoye	WR	Jr.	6-0	193	SQ	Kingsland, Ga./Camden County
74	Cam Robinson	OL	44	Avery Reid	RB	So.	6-0	192	SQ	Oneonta, Ala./Oneonta
75	Bradley Bozeman	OL	37	Jonathan Rice	WR	So.	6-4	207	SQ	Madison, Ala./Bob Jones
76	Scott Lashley	OL	3	Calvin Ridley	WR	So.	6-1	188	1L	Coconut Creek, Fla./Monarch
77	Matt Womack	OL	23	Aaron Robinson	DB	Fr.	6-1	181	HS	Deerfield Beach, Fla./Deerfield Beach
78	Korren Kirven	OL	74	Cam Robinson	OL	Jr.	6-6	310	2L	Monroe, La./West Monroe
79	Chris Owens	OL	98	Brannon Satterfield	P	So.	6-2	210	SQ	Austin, Texas/Lake Travis
80	Raheem Falkins	WR	9	Bo Scarbrough	RB	So.	6-2	228	1L	Northport, Ala./Tuscaloosa County
81	Derek Kief	WR	15	JK Scott	P	Jr.	6-6	202	2L	Denver, Colo./Mullen
82	Irv Smith Jr.	TE	16	T.J. Simmons	WR	Fr.	6-2	201	HS	Pinson, Ala./Clay-Chalkville
83	Cam Stewart	TE	17	Cam Sims	WR	Jr.	6-5	203	2L	Monroe, La./Ouachita Parish
84	Hale Hentges	TE	82	Irv Smith Jr.	TE	Fr.	6-4	235	HS	New Orleans, La./Brother Martin
85	Donnie Lee Jr.	WR	91	O.J. Smith	DL	So.	6-2	309	SQ	Bossier City, La./Airline
86	Truett Harris	TE	34	Nate Staskelunas	DB	Sr.	6-3	207	SQ	Greenville, N.C./Arendell Parrott Academy
87	Miller Forristall	TE	13	ArDarius Stewart	WR	R-Jr.	6-1	204	2L	Fultondale, Ala./Fultondale
88	O.J. Howard	TE	83	Cam Stewart	TE	Fr.	6-8	254	HS	San Jose, Calif./Valley Christian
89	Brandon Greene	TE	50	Alphonse Taylor	OL	R-Sr.	6-5	345	3L	Mobile, Ala./Davidson
89	Armani Purifoye	WR	14	Deionte Thompson	DB	R-Fr.	6-2	190	RS	Orange, Texas/West Orange-Stark
90	Jamar King	DL	54	Dalvin Tomlinson	DL	R-Sr.	6-3	305	3L	McDonough, Ga./Henry County
91	O.J. Smith	DL	39	Levi Wallace	DB	Jr.	6-0	170	SQ	Tucson, Ariz./Tucson
92	Andy Pappanastos	PK	59	Dallas Warmack	OL	So.	6-2	299	1L	Atlanta, Ga./Mays
92	Quinnen Williams	DL	73	Jonah Williams	OL	Fr.	6-5	296	HS	Folsom, Calif./Folsom
93	Jonathan Allen	DL	92	Quinnen Williams	DL	Fr.	6-4	284	HS	Birmingham, Ala./Wenonah
94	Da'Ron Payne	DL	56	Tim Williams	LB	Sr.	6-4	252	3L	Baton Rouge, La./University Lab
98	Brannon Satterfield	P	30	Mack Wilson	LB	Fr.	6-2	244	HS	Montgomery, Ala./Carver
99	Raekwon Davis	DL	77	Matt Womack	OL	R-Fr.	6-7	316	RS	Hernando, Miss./Magnolia Heights
99	Adam Griffith	PK	35	Thomas Woods	WR	Jr.	5-6	165	SQ	Birmingham, Ala./Vestavia Hills

ALABAMA CRIMSON TIDE DEPTH CHART

DEFENSE						
DE	93	Jonathan Allen	6-3	291	Sr.	Leesburg, Va.
	9	Da'Shawn Hand	6-4	280	Jr.	Woodbridge, Va.
NG	94	Da'Ron Payne	6-2	319	So.	Birmingham, Ala.
	69	Joshua Frazier	6-4	315	Jr.	Springdale, Ark.
DE	54	Dalvin Tomlinson	6-3	305	R-Sr.	McDonough, Ga.
	44	Dakota Ball	6-3	268	R-Sr.	Lindale, Ga.
JACK	56	Tim Williams	6-4	252	Sr.	Baton Rouge, La.
	33	Anfernee Jennings	6-3	264	R-Fr.	Dadeville, Ala. OR
	24	Terrell Hall	6-5	247	Fr.	Washington, D.C.
SAM	22	Ryan Anderson	6-2	253	R-Sr.	Daphne, Ala.
	47	Christian Miller	6-4	230	R-So.	Columbia, S.C. OR
	16	Jamey Mosley	6-5	228	R-So.	Mobile, Ala.
MIKE	20	Shaun Dion Hamilton	6-0	232	Jr.	Montgomery, Ala.
	42	Keith Holcombe	6-4	227	R-So.	Tuscaloosa, Ala.
WILL	10	Reuben Foster	6-1	236	Sr.	Auburn, Ala.
	32	Rashaan Evans	6-3	231	Jr.	Auburn, Ala.
	30	Mack Wilson	6-2	244	Fr.	Montgomery, Ala.
CB	26	Marlon Humphrey	6-1	196	R-So.	Hoover, Ala.
	28	Anthony Averett	6-0	183	R-Jr.	Woodbury, N.J.
CB	29	Minkah Fitzpatrick	6-1	203	So.	Old Bridge, N.J.
	5	Shyheim Carter	6-0	190	Fr.	Kentwood, La.
	39	Levi Wallace	6-0	170	Jr.	Tucson, Ariz.
SS	4	Eddie Jackson	6-0	194	Sr.	Lauderdale Lakes, Fla.
	6	Hootie Jones	6-2	215	Jr.	Monroe, La.
FS	15	Ronnie Harrison	6-3	216	So.	Tallahassee, Fla.
	14	Deionte Thompson	6-2	190	R-Fr.	Orange, Texas
STAR	29	Minkah Fitzpatrick	6-1	203	So.	Old Bridge, N.J.
	5	Shyheim Carter	6-0	190	Fr.	Kentwood, La.

OFFENSE						
LT	74	Cam Robinson	6-6	310	Jr.	Monroe, La.
	77	Matt Womack	6-7	316	R-Fr.	Hernando, Miss.
LG	71	Ross Pierschbacher	6-4	304	R-So.	Cedar Falls, Iowa OR
	66	Lester Cotton	6-4	319	So.	Tuscaloosa, Ala.
	59	Dallas Warmack	6-2	299	So.	Atlanta, Ga.
C	75	Bradley Bozeman	6-5	319	R-Jr.	Roanoke, Ala.
	63	J.C. Hassenauer	6-2	299	Jr.	Woodbury, Minn.
	67	Josh Casher	6-1	287	R-So.	Mobile, Ala.
RG	50	Alphonse Taylor	6-5	345	R-Sr.	Mobile, Ala. OR
	71	Ross Pierschbacher	6-4	304	R-So.	Cedar Falls, Iowa
	56	Brandon Kennedy	6-3	301	R-Fr.	Wetumpka, Ala.
RT	73	Jonah Williams	6-5	296	Fr.	Folsom, Calif.
	78	Korren Kirven	6-4	311	R-Sr.	Lynchburg, Va.
TE	84	Hale Hentges	6-5	256	So.	Jefferson City, Mo.
	89	Brandon Greene	6-5	295	R-Sr.	Ellenwood, Ga.
TE-H	88	O.J. Howard	6-6	251	Sr.	Prattville, Ala.
	87	Miller Forristall	6-5	225	Fr.	Cartersville, Ga.
QB	2	Jalen Hurts	6-2	209	Fr.	Channelview, Texas
	18	Cooper Bateman	6-3	220	R-Jr.	Murray, Utah
RB	34	Damien Harris	5-11	214	So.	Richmond, Ky.
	25	Joshua Jacobs	5-10	204	Fr.	Tulsa, Okla. OR
	9	Bo Scarbrough	6-2	228	So.	Northport, Ala.
	21	B.J. Emmons	6-0	206	Fr.	Morganton, N.C.
WR-X	13	ArDarius Stewart	6-1	204	R-Jr.	Fultondale, Ala.
	17	Cam Sims	6-5	203	Jr.	Monroe, La.
	7	Trevon Diggs	6-2	195	Fr.	Gaithersburg, Md.
	16	T.J. Simmons	6-2	201	Fr.	Pinson, Ala.
WR-Z	3	Calvin Ridley	6-1	188	So.	Coconut Creek, Fla.
	1	Robert Foster	6-2	191	R-Jr.	Monaca, Pa.
	81	Derek Kief	6-4	200	R-So.	Cincinnati, Ohio
	80	Raheem Falkins	6-4	200	R-Jr.	New Orleans, La.
WR-H	11	Gehrig Dieter	6-3	207	Sr.	South Bend, Ind. OR
	3	Calvin Ridley	6-1	188	So.	Coconut Creek, Fla.
	19	Xavian Marks	5-8	166	So.	Rosenberg, Texas

SPECIAL TEAMS						
PK/KO	99	Adam Griffith	5-10	191	R-Sr.	Calhoun, Ga.
	92	Andy Pappanastos	5-11	198	R-Jr.	Montgomery, Ala.
HOLD	18	Cooper Bateman	6-3	220	R-Jr.	Murray, Utah
	15	JK Scott	6-6	202	Jr.	Denver, Colo.
P	15	JK Scott	6-6	202	Jr.	Denver, Colo.
SN	55	Cole Mazza	6-2	235	Sr.	Bakersfield, Calif.
	52	Scott Meyer	6-2	222	Fr.	Alpharetta, Ga.
PR	4	Eddie Jackson	6-0	194	Sr.	Lauderdale Lakes, Fla.
	3	Calvin Ridley	6-1	188	So.	Coconut Creek, Fla.
	7	Trevon Diggs	6-2	195	Fr.	Gaithersburg, Md.
KOR	13	ArDarius Stewart	6-1	204	R-Jr.	Fultondale, Ala. AND
	7	Trevon Diggs	6-2	195	Fr.	Gaithersburg, Md.
	19	Xavian Marks	5-8	166	So.	Rosenberg, Texas AND
	11	Gehrig Dieter	6-3	207	Sr.	South Bend, Ind.

2016 ALABAMA FOOTBALL STATISTICS

SCHEDULE/RESULTS/RECORD BREAKDOWN

Date	Opponent	Result	Score	Overall	SEC	Start	Time	Temp	Attend
Sat., Sept. 3	vs. No. 20/17 Southern Cal	W	52-6	1-0	—	7:14 P.M.	3:19	Indoor	81,359
Sat., Sept. 10	WKU	W	38-10	2-0	—	2:35 P.M.	3:20	93°	101,821
Sat., Sept. 17	at No. 19/17 Ole Miss*	W	48-43	3-0	1-0	2:40 P.M.	4:02	83°	66,176
Sat., Sept. 24	Kent State	W	48-0	4-0	1-0	11:01 A.M.	3:07	84°	101,821
Sat., Oct. 1	Kentucky*	W	34-6	5-0	2-0	6:11 P.M.	3:09	77°	101,821

* Southeastern Conference game

TEAM STATISTICS

	ALABAMA	OPPONENT
SCORING	220	65
Points Per Game	44.0	13.0
Points Off Turnovers	48	14
FIRST DOWNS	111	63
Rushing	59	20
Passing	50	36
Penalty	2	7
RUSHING YARDAGE	1158	342
Yards gained rushing	1280	531
Yards lost rushing	122	189
Rushing Attempts	215	151
Average Per Rush	5.4	2.3
Average Per Game	231.6	68.4
TDs Rushing	12	1
PASSING YARDAGE	1264	940
Comp-Att-Int	103-163-1	83-153-3
Average Per Pass	7.8	6.1
Average Per Catch	12.3	11.3
Average Per Game	252.8	188.0
TDs Passing	9	4
TOTAL OFFENSE	2422	1282
Total Plays	378	304
Average Per Play	6.4	4.2
Average Per Game	484.4	256.4
KICK RETURNS: #-Yards	9-199	17-346
PUNT RETURNS: #-Yards	12-236	4-31
INT RETURNS: #-Yards	3-79	1-0
KICK RETURN AVERAGE	22.1	20.4
PUNT RETURN AVERAGE	19.7	7.8
INT RETURN AVERAGE	26.3	0.0
FUMBLES-LOST	8-4	11-5
PENALTIES-Yards	31-228	16-142
Average Per Game	45.6	28.4
PUNTS-Yards	18-817	39-1771
Average Per Punt	45.4	45.4
Net punt average	41.4	38.3
KICKOFFS-Yards	41-2602	18-1130
Average Per Kick	63.5	62.8
Net kick average	41.0	43.4
TIME OF POSSESSION/Game	33:02	26:58
3RD-DOWN Conversions	37/76	22/79
3rd-Down Pct	49%	28%
4TH-DOWN Conversions	5/7	2/6
4th-Down Pct	71%	33%
SACKS BY-Yards	17-138	10-65
MISC YARDS	0	0
TOUCHDOWNS SCORED	28	6
FIELD GOALS-ATTEMPTS	8-11	8-10
ON-SIDE KICKS	0-0	1-1
RED-ZONE SCORES	(22-23) 96%	(6-8) 75%
RED-ZONE TOUCHDOWNS	(16-23) 70%	(1-8) 13%
PAT-ATTEMPTS	(28-28) 100%	(5-5) 100%
ATTENDANCE	305463	66176
Games/Avg Per Game	3/101821	1/66176
Neutral Site Games		1/81359

BREAKDOWN

Overall	5-0
Home	3-0
Away	1-0
Neutral	1-0
SEC	2-0
Non-Conference	3-0
Overtime	0-0
Day	3-0
Night	2-0
Televised	5-0
Non-Televised	0-0
vs. Top 25	2-0
vs. Top 15	0-0
vs. Top 10	0-0
vs. Top 5	0-0
Scores First	2-0
Opponent Scores First	3-0
Leading after 1st Qtr	2-0
Trailing after 1st Qtr	2-0
Tied after 1st Qtr	1-0
Leading at Half	4-0
Trailing at Half	1-0
Tied at Half	0-0
Leading after 3rd Qtr	5-0
Trailing after 3rd Qtr	0-0
Tied after 3rd Qtr	0-0
Wins Coin Toss	3-0
Loses Coin Toss	2-0
Natural Grass	3-0
Artificial Surface	2-0

SCORE BY QUARTERS

	1st	2nd	3rd	4th	OT	Total
Alabama	37	72	66	45	0	220
Opponents	16	17	6	26	0	65

ALABAMA GAME-BY-GAME STATISTICS

OFFENSE

Date	Opponent	RUSHING				RECEIVING				PASSING				KICK RETURNS				PUNT RETURNS				tot off
		No	Yds	TD	Lg	No.	Yds	TD	Lg	Cmp-Att-Int	Yds	TD	Lg	No	Yds	TD	Lg	No	Yds	TD	Lg	
Sept. 3	vs. Southern Cal	45	242	3	73	12	223	3	71	12-18-1	223	3	71	1	24	0	24	2	4	0	6	465
Sept. 10	WKU	39	124	2	14	25	351	2	52	25-42-0	351	2	52	3	63	0	24	2	15	0	13	475
Sept. 17	at Ole Miss	48	334	3	67	19	158	0	45	19-31-0	158	0	45	3	79	0	41	2	95	1	85	492
Sept. 24	Kent State	46	285	3	24	22	217	2	34	22-34-0	217	2	34	0	0	0	0	4	90	1	75	502
Oct. 1	Kentucky	37	173	1	28	25	315	2	46	25-38-0	315	2	46	2	33	0	22	2	32	0	17	488
Totals		215	1158	12	73	103	1264	9	71	103-163-1	1264	9	71	9	199	0	41	12	236	2	85	2422
Opponent		151	342	1	47	83	940	4	63	83-153-3	940	4	63	17	346	0	40	4	31	0	15	1282

DEFENSE

		TACKLES				SACKS	FUMBLE		PASS DEFENSE			Bikd	KICKS — XPTS				
Date	Opponent	Solo	Ast	Total	TFL-Yds	No-Yds	FF	FR-Yds	Int-Yds	QBH	Brk	Kick	Att-Made	Run	Rcv	Saf	Pts
Sept. 3	vs. Southern Cal	42	16	58	9.0-32	3.0-20	0	0-0	1-18	1	7	0	7-7	0	0	0	52
Sept. 10	WKU	32	24	56	5.0-40	4.0-39	2	0-0	2-61	6	5	1	5-5	0	0	0	38
Sept. 17	at Ole Miss	34	42	76	5.0-28	3.0-25	2	2-78	0-0	2	6	0	6-6	0	0	0	48
Sept. 24	Kent State	26	29	55	5.0-35	3.0-26	1	1-0	0-0	6	0	0	6-6	0	0	0	48
Oct. 1	Kentucky	40	24	64	9.0-41	4.0-28	3	2-55	0-0	6	1	0	4-4	0	0	0	34
Totals		174	135	309	33.0-176	17.0-138	8	5-133	3-79	21	19	1	28-28	0	0	0	220
Opponent		233	130	363	27.0-101	10.0-65	3	4-44	1-0	19	10	0	5-5	0	0	0	65

SPECIAL TEAMS

		PUNTING										FIELD GOALS			KICKOFFS					
Date	Opponent	No	Yds	Avg	Long	Blkd	TB	FC	50+	I20	Att-Made	Lg	Blkd	No	Yds	Avg	TB	OB		
Sept. 3	vs. Southern Cal	5	235	47.0	54	0	0	3	3	3	1-1	29	0	9	568	63.1	4	0		
Sept. 10	WKU	5	232	46.4	58	0	0	2	2	3	2-1	36	0	7	447	63.9	4	0		
Sept. 17	at Ole Miss	5	194	38.8	63	0	1	2	2	2	3-2	32	0	9	570	63.3	7	0		
Sept. 24	Kent State	2	98	49.0	53	0	0	1	1	0	2-2	48	0	9	568	63.1	4	1		
Oct. 1	Kentucky	1	58	58.0	58	0	1	0	1	0	3-2	44	0	7	449	64.1	4	0		
Totals		18	817	45.4	63	0	2	8	9	8	11-8	48	0	41	2602	63.5	23	1		
Opponent		39	1771	45.4	68	0	2	10	11	10	10-8	47	1	18	1130	62.8	6	2		

RED ZONE

Date	Opponent	Score	Times In RZ	Times Scored	Total Pts	TDs	Rush TDs	Pass TDs	FGs Made	Failed to score inside RZ					
										FGA	Downs	Int	Fumb	Half	Game
Sept. 3	vs. Southern Cal	W 52-6	4	4	24	3	3	0	1	0	0	0	0	0	0
Sept. 10	WKU	W 38-10	5	5	31	4	2	2	1	0	0	0	0	0	0
Sept. 17	at Ole Miss	W 48-43	5	5	27	3	3	0	2	0	0	0	0	0	0
Sept. 24	Kent State	W 48-0	4	4	24	3	2	1	1	0	0	0	0	0	0
Oct. 1	Kentucky	W 34-6	5	4	24	3	1	2	1	1	0	0	0	0	0
Totals			23	22	130	16	11	5	6	1	0	0	0	0	0
22 of 23 (95.7%)															

22 of 23 (95.7%)

OPPONENT GAME-BY-GAME STATISTICS

OFFENSE

Date	Opponent	RUSHING				RECEIVING				PASSING				KICK RETURNS				PUNT RETURNS				tot off
		No.	Yds	TD	Lg	No.	Yds	TD	Lg	Cmp-Att-Int	Yds	TD	Lg	No	Yds	TD	Lg	No	Yds	TD	Lg	
Sept. 3	vs. Southern Cal	30	64	0	46	18	130	0	36	18-37-1	130	0	36	5	117	0	40	1	15	0	15	194
Sept. 10	WKU	22	23	0	16	19	216	1	59	19-38-2	216	1	59	3	61	0	22	2	13	0	13	239
Sept. 17	at Ole Miss	33	101	1	23	26	421	3	63	26-40-0	421	3	63	2	32	0	22	1	3	0	3	522
Sept. 24	Kent State	30	82	0	47	7	84	0	36	7-16-0	84	0	36	4	57	0	22	0	0	0	0	166
Oct. 1	Kentucky	36	72	0	17	13	89	0	16	13-22-0	89	0	16	3	79	0	31	0	0	0	0	161
Totals		151	342	1	47	83	940	4	63	83-153-3	940	4	63	17	346	0	40	4	31	0	15	1282
Alabama		215	1158	12	73	103	1264	9	71	103-163-1	1264	9	71	9	199	0	41	12	236	2	85	2422

DEFENSE

		TACKLES				SACKS	FUMBLE		PASS DEFENSE			Blkd	KICKS — XPTS				
Date	Opponent	Solo	Asst	Total	TFL-Yds	No-Yds	FF	FR-Yds	Int-Yds	QBH	Brk	Kick	Att-Made	Run	Rcv	Saf	Pts
Sept. 3	vs. Southern Cal	44	16	60	8.0-28	3.0-21	1	1-0	1-0	0	1	0	0-0	0	0	0	6
Sept. 10	WKU	47	32	79	2.0-15	2.0-15	0	1-0	0-0	5	3	0	1-1	0	0	0	10
Sept. 17	at Ole Miss	44	36	80	6.0-28	1.0-9	2	1-44	0-0	4	2	0	4-4	0	0	0	43
Sept. 24	Kent State	49	26	75	7.0-15	2.0-7	0	0-0	0-0	5	2	0	0-0	0	0	0	0
Oct. 1	Kentucky	49	20	69	4.0-15	2.0-13	0	1-0	0-0	5	2	0	0-0	0	0	0	6
Totals		233	130	363	27.0-101	10.0-65	3	4-44	1-0	19	10	0	5-5	0	0	0	65
Alabama		174	135	309	33.0-176	17.0-138	8	5-133	3-79	21	19	1	28-28	0	0	0	220

SPECIAL TEAMS

		PUNTING										FIELD GOALS			KICKOFFS				
Date	Opponent	No	Yds	Avg	Long	Blkd	TB	FC	50+	I20	Att-Made	Lg	Blkd	No	Yds	Avg	TB	OB	
Sept. 3	vs. Southern Cal	10	403	40.3	52	0	0	4	1	4	2-2	47	0	3	192	64.0	1	1	
Sept. 10	WKU	8	376	47.0	54	0	1	1	3	1	2-1	25	1	3	193	64.3	0	0	
Sept. 17	at Ole Miss	6	310	51.7	68	0	1	2	3	1	3-3	38	0	8	521	65.1	4	1	
Sept. 24	Kent State	9	414	46.0	67	0	0	1	3	4	1-0	0	0	1	36	36.0	0	0	
Oct. 1	Kentucky	6	268	44.7	61	0	0	2	1	0	2-2	45	0	3	188	62.7	1	0	
Totals		39	1771	45.4	68	0	2	10	11	10	10-8	47	1	18	1130	62.8	6	2	
Alabama		18	817	45.4	63	0	2	8	9	8	11-8	48	0	41	2602	63.5	23	1	

RED ZONE

Date	Opponent	Score	Times In RZ	Times Scored	Total Pts	TDs	Rush TDs	Pass TDs	FGs Made	Failed to score inside RZ					
										FGA	Downs	Int	Fumb	Half	Game
Sept. 3	vs. Southern Cal	W 52-6	1	1	3	0	0	0	1	0	0	0	0	0	0
Sept. 10	WKU	W 38-10	1	1	3	0	0	0	1	0	0	0	0	0	0
Sept. 17	at Ole Miss	W 48-43	4	3	13	1	0	1	2	0	0	1	0	0	0
Sept. 24	Kent State	W 48-0	1	0	0	0	0	0	0	0	1	0	0	0	0
Oct. 1	Kentucky	W 34-6	1	1	3	0	0	0	1	0	0	0	0	0	0
Totals			8	6	22	1	0	1	5	0	1	0	1	0	0

6 of 8 (75.0%)

TEAM COMPARISON GAME-BY-GAME

Opponent	Score	First Downs				Rushing Number-Yards	Passing		Yards	Total Offense Plays-Yards	Return Yards	TOs
		Total	Rush	Pass	Pen		Comp-Att-Int					
vs. Southern Cal	52-6	15/11	9/5	6/4	0/2	45-242/30-64	12-18-1/18-37-1		223/130	63-465/67-194	46/132	2/1
WKU	38-10	23/12	9/2	13/9	1/1	39-124/22-23	25-42-0/19-38-2		351/216	81-475/60-239	139/74	1/2
at Ole Miss	48-43	22/23	14/4	7/17	1/2	48-334/33-101	19-31-0/26-40-0		158/421	79-492/73-522	252/79	1/2
Kent State	48-0	26/5	16/2	10/2	0/1	46-285/30-82	22-34-0/7-16-0		217/84	80-502/46-166	90/57	0/1
Kentucky	34-6	25/12	11/7	14/4	0/1	37-173/36-72	25-38-0/13-22-0		315/89	75-488/58-161	120/79	1/2
Totals	220-65	111/63	59/20	50/36	2/7	215-1158/151-342	103-163-1/83-153-3		1264/940	378-2422/304-1282	647/421	5/8

Opponent	3rd Down Conversions	4th Down Conversions	Time of Possession	TOP Margin	Avg Yds/Rush	Avg Yds/Pass	Avg Yds/Play	Punting Number-Avg	Penalties Number-Yards
vs. Southern Cal	6-15/4-18	1-1/0-2	30:43/29:17	1:26	5.4/2.1	12.4/3.5	7.4/2.9	5-47.0/10-40.3	4-29/6-46
WKU	9-18/6-16	2-2/0-1	35:44/24:16	11:28	3.2/1.0	8.4/5.7	5.9/4.0	5-46.4/8-47.0	12-84/2-16
at Ole Miss	7-15/5-15	0-0/0-0	35:23/24:37	10:46	7.0/3.1	5.1/10.5	6.2/7.2	5-38.8/6-51.7	9-75/6-65
Kent State	6-14/1-13	2-3/1-2	33:33/26:27	7:06	6.2/2.7	6.4/5.2	6.3/3.6	2-49.0/9-46.0	2-20/0-0
Kentucky	9-14/6-17	0-1/1-1	29:47/30:13	-0:26	4.7/2.0	8.3/4.0	6.5/2.8	1-58.0/6-44.7	4-20/2-15
Totals	37-76/22-79	5-7/2-6	165:10/134:50	30:20	5.4/2.3	7.8/6.1	6.4/4.2	18-45.4/39-45.4	228/142

ALABAMA INDIVIDUAL STATISTICS

RUSHING

	GP	Att	Gain	Loss	Net	Avg	TD	Long	Avg/G
Damien Harris	5	42	359	3	356	8.5	1	73	71.2
Jalen Hurts	5	54	326	50	276	5.1	3	41	55.2
Joshua Jacobs	5	34	252	2	250	7.4	3	28	50.0
B.J. Emmons	4	23	128	2	126	5.5	1	17	31.5
Bo Scarbrough	5	31	109	1	108	3.5	3	14	21.6
Derrick Gore	4	7	46	0	46	6.6	0	20	11.5
ArDarius Stewart	3	3	29	0	29	9.7	0	17	9.7
Calvin Ridley	5	5	25	4	21	4.2	1	7	4.2
Avery Reid	1	2	4	0	4	2.0	0	2	4.0
Robert Foster	4	1	0	5	-5	-5.0	0	0	-1.2
Cooper Bateman	5	1	0	9	-9	-9.0	0	0	-1.8
Blake Barnett	3	7	2	19	-17	-2.4	0	2	-5.7
TEAM	4	5	0	27	-27	-5.4	0	0	-6.8
Total	5	215	1280	122	1158	5.4	12	73	231.6
Opponents	5	151	531	189	342	2.3	1	47	68.4

PASSING

	G	Effic	Comp-Att-Int	Pct	Yds	TD	Lng	Avg/G
Jalen Hurts	5	139.39	84-135-1	62.2	989	7	71	197.8
Blake Barnett	3	189.45	11-19-0	57.9	219	2	52	73.0
Cooper Bateman	5	141.16	8-9-0	88.9	56	0	27	11.2
Total	5	145.32	103-163-1	63.2	1264	9	71	252.8
Opponents	5	110.56	83-153-3	54.2	940	4	63	188.0

RECEIVING

	G	No.	Yds	Avg	TD	Long	Avg/G
Calvin Ridley	5	31	398	12.8	3	51	79.6
ArDarius Stewart	3	13	205	15.8	3	71	68.3
O.J. Howard	5	12	165	13.8	1	40	33.0
Gehrig Dieter	5	7	169	24.1	1	45	33.8
Cam Sims	4	6	65	10.8	0	31	16.2
Trevon Diggs	5	6	51	8.5	0	17	10.2
Joshua Jacobs	5	5	67	13.4	0	23	13.4
Robert Foster	4	5	55	11.0	0	27	13.8
Damien Harris	5	5	21	4.2	0	9	4.2
Derek Kief	3	3	17	5.7	0	8	5.7
Hale Hentges	5	3	10	3.3	0	6	2.0
B.J. Emmons	4	2	20	10.0	0	17	5.0
Bo Scarbrough	5	2	15	7.5	0	9	3.0
Brandon Greene	5	1	5	5.0	0	5	1.0
Mack Wilson	5	1	1	1.0	1	1	0.2
Derrick Gore	4	1	0	0.0	0	0	0.0
Total	5	103	1264	12.3	9	71	252.8
Opponents	5	83	940	11.3	4	63	188.0

PUNT RETURNS

	No.	Yds	Avg	TD	Long
Xavian Marks	5	105	21.0	1	75
Eddie Jackson	3	112	37.3	1	85
Trevon Diggs	2	15	7.5	0	13
Calvin Ridley	2	4	2.0	0	6
Total	12	236	19.7	2	85
Opponents	4	31	7.8	0	15

ALABAMA INDIVIDUAL STATISTICS

INTERCEPTIONS

	No.	Yds	Avg	TD	Long
Marlon Humphrey	1	18	18.0	1	18
Ronnie Harrison	1	6	6.0	0	6
Eddie Jackson	1	55	55.0	1	55
Total	3	79	26.3	2	55
Opponents	1	0	0.0	0	0

KICK RETURNS

	No.	Yds	Avg	TD	Long
Trevon Diggs	7	166	23.7	0	41
Xavian Marks	2	33	16.5	0	22
Total	9	199	22.1	0	41
Opponents	17	346	20.4	0	40

FUMBLE RETURNS

	No.	Yds	Avg	TD	Long
Ronnie Harrison	1	55	55.0	1	55
Jonathan Allen	1	75	75.0	1	75
Da'Ron Payne	1	3	3.0	1	3
Total	3	133	44.3	3	75
Opponents	1	44	44.0	1	44

SCORING

	TD	FGs	PATs						Points
			Kick	Rush	Rcv	Pass	DXP	Saf	
Adam Griffith	0	8-11	26-26	0-0	0	0-0	0	0	50
Calvin Ridley	4	0-0	0-0	0-0	0	0-0	0	0	24
Joshua Jacobs	3	0-0	0-0	0-0	0	0-0	0	0	18
Jalen Hurts	3	0-0	0-0	0-0	0	0-0	0	0	18
Bo Scarbrough	3	0-0	0-0	0-0	0	0-0	0	0	18
ArDarius Stewart	3	0-0	0-0	0-0	0	0-0	0	0	18
Eddie Jackson	2	0-0	0-0	0-0	0	0-0	0	0	12
Mack Wilson	1	0-0	0-0	0-0	0	0-0	0	0	6
O.J. Howard	1	0-0	0-0	0-0	0	0-0	0	0	6
Gehrig Dieter	1	0-0	0-0	0-0	0	0-0	0	0	6
B.J. Emmons	1	0-0	0-0	0-0	0	0-0	0	0	6
Marlon Humphrey	1	0-0	0-0	0-0	0	0-0	0	0	6
Damien Harris	1	0-0	0-0	0-0	0	0-0	0	0	6
Xavian Marks	1	0-0	0-0	0-0	0	0-0	0	0	6
Da'Ron Payne	1	0-0	0-0	0-0	0	0-0	0	0	6
Jonathan Allen	1	0-0	0-0	0-0	0	0-0	0	0	6
Ronnie Harrison	1	0-0	0-0	0-0	0	0-0	0	0	6
Andy Pappanastos	0	0-0	2-2	0-0	0	0-0	0	0	2
Total	28	8-11	28-28	0-0	0	0-0	0	0	220
Opponents	6	8-10	5-5	0-0	0	0-1	0	0	65

TOTAL OFFENSE

	G	Plays	Rush	Pass	Total	Avg/G
Jalen Hurts	5	189	276	989	1265	253.0
Damien Harris	5	42	356	0	356	71.2
Joshua Jacobs	5	34	250	0	250	50.0
Blake Barnett	3	26	-17	219	202	67.3
B.J. Emmons	4	23	126	0	126	31.5
Bo Scarbrough	5	31	108	0	108	21.6
Cooper Bateman	5	10	-9	56	47	9.4
Derrick Gore	4	7	46	0	46	11.5
ArDarius Stewart	3	3	29	0	29	9.7
Calvin Ridley	5	5	21	0	21	4.2
Avery Reid	1	2	4	0	4	4.0
Robert Foster	4	1	-5	0	-5	-1.2
TEAM	4	5	-27	0	-27	-6.8
Total	5	378	1158	1264	2422	484.4
Opponents	5	304	342	940	1282	256.4

FIELD GOALS

	FGM-FGA	Pct	01-19	20-29	30-39	40-49	50-99	Lg	Blk
Adam Griffith	8-11	72.7	0-0	3-3	3-4	2-4	0-0	48	0

FG SEQUENCE	Alabama	Opponents
Southern Cal	(29)	(47),(41)
WKU	48,(36)	(25),47
Ole Miss	(32),47,(30)	(23),(18),(38)
Kent State	(28),(48)	37
Kentucky	(44),35,(24)	(45),(30)

Numbers in (parentheses) indicate field goal was made.

PUNTING

	No.	Yds	Avg	Long	TB	FC	I20	50+	Blkd
JK Scott	18	817	45.4	63	2	8	8	9	0
Total	18	817	45.4	63	2	8	8	9	0
Opponents	39	1771	45.4	68	2	10	10	11	0

KICKOFFS

	No.	Yds	Avg	TB	OB	Retn	Net	YdLn
Adam Griffith	37	2358	63.7	22	1			
JK Scott	2	130	65.0	1	0			
Andy Pappanastos	2	114	57.0	0	0			
Total	41	2602	63.5	23	1	346	41.0	24
Opponents	18	1130	62.8	6	2	199	43.4	21

ALL PURPOSE

	G	Rush	Rec	PR	KOR	IR	Tot	Avg/G
Calvin Ridley	5	21	398	4	0	0	423	84.6
Damien Harris	5	356	21	0	0	0	377	75.4
Joshua Jacobs	5	250	67	0	0	0	317	63.4
Jalen Hurts	5	276	0	0	0	0	276	55.2
ArDarius Stewart	3	29	205	0	0	0	234	78.0
Trevon Diggs	5	0	51	15	166	0	232	46.4
Gehrig Dieter	5	0	169	0	0	0	169	33.8
Eddie Jackson	5	0	0	112	0	55	167	33.4
O.J. Howard	5	0	165	0	0	0	165	33.0
B.J. Emmons	4	126	20	0	0	0	146	36.5
Xavian Marks	2	0	0	105	33	0	138	69.0
Bo Scarbrough	5	108	15	0	0	0	123	24.6
Cam Sims	4	0	65	0	0	0	65	16.2
Robert Foster	4	-5	55	0	0	0	50	12.5
Derrick Gore	4	46	0	0	0	0	46	11.5
Marlon Humphrey	5	0	0	0	0	18	18	3.6
Derek Kief	3	0	17	0	0	0	17	5.7
Hale Hentges	5	0	10	0	0	0	10	2.0
Ronnie Harrison	5	0	0	0	0	6	6	1.2
Brandon Greene	5	0	5	0	0	0	5	1.0
Avery Reid	1	4	0	0	0	0	4	4.0
Mack Wilson	5	0	1	0	0	0	1	0.2
Cooper Bateman	5	-9	0	0	0	0	-9	-1.8
Blake Barnett	3	-17	0	0	0	0	-17	-5.7
TEAM	4	-27	0	0	0	0	-27	-6.8
Total	5	1158	1264	236	199	79	2936	587.2
Opponents	5	342	940	31	346	0	1659	331.8

ALABAMA DEFENSIVE STATISTICS

DEFENSIVE LEADERS	GP	Tackles				Sacks No-Yards	Pass Def			Fumbles		Blkd	
		Solo	Ast	Total	TFL/Yds		Int-Yds	BrUp	QBH	Rcv-Yds	FF	Kick	Saf
Reuben Foster	5	18	17	35	1.5-6	0.5-5	.	.	2
Shaun Dion Hamilton	5	14	11	25	4.0-15	1.0-8
Jonathan Allen	5	11	11	22	4.0-35	4.0-35	.	2	4	1-75	.	1	.
Minkah Fitzpatrick	5	12	10	22	2.0-13	1.5-13	.	3	.	.	1	.	.
Ronnie Harrison	5	12	5	17	.	.	1-6	.	1	2-55	.	.	.
Eddie Jackson	5	10	4	14	1.5-4	.	1-55	2
Ryan Anderson	5	6	8	14	5.5-31	3.5-29	.	.	2	1-0	2	.	.
Dalvin Tomlinson	5	3	11	14	1.0-5	1.0-5	.	2	1
Rashaan Evans	4	11	3	14	1.0-3	1.0-3	.	.	1	.	1	.	.
Keith Holcombe	5	8	6	14	1.0-1	.	.	1
Anthony Averett	5	12	1	13	1.0-5	.	.	2	.	.	1	.	.
Marlon Humphrey	5	9	4	13	1.0-3	.	1-18	3	.	.	1	.	.
Dakota Ball	5	6	5	11	1.0-10	0.5-8	.	.	1
Da'Ron Payne	5	4	6	10	1-3	.	.	.
Tim Williams	5	8	2	10	4.5-27	2.5-22	.	.	5	.	2	.	.
Hootie Jones	5	6	2	8	.	.	.	2
Anfernee Jennings	5	3	4	7	1.0-2	.	.	.	2
Da'Shawn Hand	5	2	5	7	1.0-4	.	.	.	1
Levi Wallace	4	3	2	5	.	.	.	2
Shyheim Carter	4	4	1	5
Christian Miller	5	2	3	5	2.0-12	1.5-10	.	.	1
Aaron Robinson	5	2	2	4
Deionte Thompson	5	2	1	3
B.J. Emmons	4	1	2	3
JK Scott	5	.	2	2
Mack Wilson	5	2	.	2
Joshua Frazier	4	.	2	2
Terrell Hall	2	1	1	2
Bo Scarbrough	5	.	1	1
Keaton Anderson	5	.	1	1
T.J. Simmons	5	1	.	1
Raekwon Davis	3	.	1	1
O.J. Smith	1	1	.	1
Tony Brown	1	.	1	1
Total	5	174	135	309	33-176	17-138	3-79	19	21	5-133	8	1	.
Opponents	5	233	130	363	27.0-101	10-65	1-0	10	19	4-44	3	.	.

PARTICIPATION CHART

Name	GP/GS	USC	WKU	OM	KENT	UK
Jonathan Allen	5/5	START	START	START	START	START
Keaton Anderson	5/-	XXX	XXX	XXX	XXX	XXX
Ryan Anderson	5/5	START	START	START	START	START
Anthony Averett	5/4	XXX	START	START	START	START
Dakota Ball	5/-	XXX	XXX	XXX	XXX	XXX
Blake Barnett	3/1	START	XXX	...	XXX	...
Cooper Bateman	5/-	XXX	XXX	XXX	XXX	XXX
Bradley Bozeman	5/5	START	START	START	START	START
Tony Brown	1/-	XXX
Shyheim Carter	4/-	XXX	XXX	XXX	XXX	...
David Cornwell	1/-	XXX	...
Lester Cotton	4/2	START	START	...	XXX	XXX
Raekwon Davis	3/-	...	XXX	XXX	XXX	...
Gehrig Dieter	5/4	XXX	START	START	START	START
Trevon Diggs	5/-	XXX	XXX	XXX	XXX	XXX
B.J. Emmons	4/-	XXX	XXX	...	XXX	XXX
Rashaan Evans	4/-	XXX	XXX	XXX	...	XXX
Raheem Falkins	4/-	XXX	XXX	XXX	XXX	...
Minkah Fitzpatrick	5/5	START	START	START	START	START
Miller Forristall	5/1	START	XXX	XXX	XXX	XXX
Reuben Foster	5/5	START	START	START	START	START
Robert Foster	4/-	XXX	XXX	XXX	...	XXX
Joshua Frazier	4/-	XXX	...	XXX	XXX	XXX
Derrick Gore	4/-	...	XXX	XXX	XXX	XXX
Brandon Greene	5/-	XXX	XXX	XXX	XXX	XXX
Adam Griffith	5/-	XXX	XXX	XXX	XXX	XXX
Terrell Hall	2/-	XXX	XXX	...
Shaun Dion Hamilton	5/5	START	START	START	START	START
Da'Shawn Hand	5/-	XXX	XXX	XXX	XXX	XXX
Damien Harris	5/4	START	START	START	START	XXX
Truett Harris	2/-	XXX	XXX	...
Ronnie Harrison	5/5	START	START	START	START	START
J.C. Hassenauer	4/-	XXX	XXX	...	XXX	XXX
Hale Hentges	5/1	XXX	XXX	START	XXX	XXX
Keith Holcombe	5/-	XXX	XXX	XXX	XXX	XXX
O.J. Howard	5/4	START	START	XXX	START	START
Marlon Humphrey	5/5	START	START	START	START	START
Jalen Hurts	5/4	XXX	START	START	START	START
Eddie Jackson	5/5	START	START	START	START	START
Joshua Jacobs	5/1	XXX	XXX	XXX	XXX	START
Anfernee Jennings	5/-	XXX	XXX	XXX	XXX	XXX
Hootie Jones	5/-	XXX	XXX	XXX	XXX	XXX
Brandon Kennedy	4/-	XXX	XXX	...	XXX	XXX
Derek Kief	3/-	XXX	XXX	...	XXX	...
Jamar King	1/-	XXX
Korren Kirven	5/-	XXX	XXX	XXX	XXX	XXX
Xavian Marks	2/-	XXX	XXX
Jared Mayden	1/-	XXX	...
Cole Mazza	5/-	XXX	XXX	XXX	XXX	XXX
Christian Miller	5/-	XXX	XXX	XXX	XXX	XXX
Jamey Mosley	2/-	XXX	XXX	...
Andy Pappanastos	2/-	...	XXX	...	XXX	...
Da'Ron Payne	5/5	START	START	START	START	START
Ross Pierschbacher	5/5	START	START	START	START	START
Avery Reid	1/-	XXX	...
Calvin Ridley	5/5	START	START	START	START	START
Aaron Robinson	5/-	XXX	XXX	XXX	XXX	XXX
Cam Robinson	5/5	START	START	START	START	START
Bo Scarbrough	5/-	XXX	XXX	XXX	XXX	XXX
JK Scott	5/-	XXX	XXX	XXX	XXX	XXX
T.J. Simmons	5/-	XXX	XXX	XXX	XXX	XXX
Cam Sims	4/2	XXX	...	XXX	START	START
Irv Smith Jr.	1/-	XXX
O.J. Smith	1/-	...	XXX
ArDarius Stewart	3/3	START	START	START
Alphonse Taylor	4/3	...	XXX	START	START	START
Deionte Thompson	5/-	XXX	XXX	XXX	XXX	XXX
Dalvin Tomlinson	5/5	START	START	START	START	START
Levi Wallace	4/-	XXX	XXX	XXX	XXX	...
Dallas Warmack	4/-	XXX	XXX	...	XXX	XXX
Jonah Williams	5/5	START	START	START	START	START
Tim Williams	5/1	START	XXX	XXX	XXX	XXX
Mack Wilson	5/-	XXX	XXX	XXX	XXX	XXX
Matt Womack	4/-	XXX	XXX	...	XXX	XXX

RUSHING/RECEIVING/PASSING GAME-BY-GAME

RUSHING

	No-Yds/TD	USC	WKU	OM	KENT	UK
Damien Harris	42-356/1	9-138/0	11-45/0	16-144/1	4-18/0	2-11/0
Jalen Hurts	54-276/3	9-32/2	11-19/0	18-146/0	7-54/1	9-25/0
Joshua Jacobs	34-250/3	4-20/0	-	3-33/0	11-97/2	16-100/1
B. J. Emmons	23-126/1	6-18/0	6-41/1	DNP	8-51/0	3-16/0
Bo Scarbrough	31-108/3	11-36/1	5-19/1	7-13/1	3-19/0	5-21/0
Derrick Gore	7-46/0	DNP	1-1/0	-	6-45/0	-
ArDarius Stewart	3-29/0	1-17/0	2-12/0	-	DNP	DNP
Calvin Ridley	5-21/1	-	1-6/0	2-2/1	1-7/0	1-6/0
Avery Reid	2-4/0	DNP	DNP	DNP	2-4/0	DNP
Robert Foster	1--5/0	-	1--5/0	-	DNP	-
Cooper Bateman	1--9/0	1--9/0	-	-	-	-
Blake Barnett	7--17/0	4--10/0	-	DNP	3--7/0	DNP
TEAM	5--27/0	DNP	1--14/0	2--4/0	1--3/0	1--6/0

RECEIVING

	No-Yds/TD	USC	WKU	OM	KENT	UK
Calvin Ridley	31-398/3	2-9/0	9-129/1	8-81/0	1-5/0	11-174/2
ArDarius Stewart	13-205/3	4-113/2	5-90/1	4-2/0	DNP	DNP
Gehrig Dieter	7-169/1	1-45/1	2-56/0	2-47/0	1-10/0	1-11/0
O. J. Howard	12-165/1	3-39/0	2-29/0	2-24/0	3-60/1	2-13/0
Joshua Jacobs	5-67/0	-	-	-	2-23/0	3-44/0
Cam Sims	6-65/0	1-12/0	DNP	-	4-54/0	1--1/0
Robert Foster	5-55/0	-	3-13/0	-	DNP	2-42/0
Trevon Diggs	6-51/0	-	1-14/0	-	3-23/0	2-14/0
Damien Harris	5-21/0	-	2-14/0	2-1/0	-	1-6/0
B. J. Emmons	2-20/0	-	-	DNP	1-17/0	1-3/0
Derek Kief	3-17/0	-	-	DNP	3-17/0	DNP
Bo Scarbrough	2-15/0	-	-	-	1-6/0	1-9/0
Hale Hentges	3-10/0	-	1-6/0	1-3/0	1-1/0	-
Brandon Greene	1-5/0	1-5/0	-	-	-	-
Mack Wilson	1-1/1	-	-	-	1-1/1	-
Derrick Gore	1-0/0	DNP	-	-	1-0/0	-

PASSING

Jalen Hurts	Att	Comp	Int	Pct	Yards	TD	Long	Sack	Yds	Effic
vs. Southern Cal	11	6	1	54.5	118	2	71	0	0	186.5
WKU	36	23	0	63.9	287	2	51	2	15	149.2
at Ole Miss	31	19	0	61.3	158	0	45	1	9	104.1
Kent State	24	16	0	66.7	164	1	31	0	0	137.8
Kentucky	33	20	0	60.6	262	2	46	2	13	147.3
TOTALS	135	84	1	62.2	989	7	71	5	37	139.4

Cooper Bateman	Att	Comp	Int	Pct	Yards	TD	Long	Sack	Yds	Effic
vs. Southern Cal	1	1	0	100.0	5	0	5	1	9	142.0
Kent State	3	2	0	66.7	-2	0	0	0	0	61.1
Kentucky	5	5	0	100.0	53	0	27	0	0	189.0
TOTALS	9	8	0	88.9	56	0	27	1	9	141.2

Blake Barnett	Att	Comp	Int	Pct	Yards	TD	Long	Sack	Yds	Effic
vs. Southern Cal	6	5	0	83.3	100	1	45	2	12	278.3
WKU	6	2	0	33.3	64	0	52	0	0	122.9
Kent State	7	4	0	57.1	55	1	34	2	7	170.3
TOTALS	19	11	0	57.9	219	2	52	4	19	189.5

TACKLES GAME-BY-GAME

TOTAL TACKLES

	UA-A	TOT	USC	WKU	OM	KENT	UK
Reuben Foster	18-17	35	2-2	5-1	4-8	2-5	5-1
Shaun Dion Hamilton	14-11	25	5-0	0-4	4-3	1-0	4-4
Minkah Fitzpatrick	12-10	22	3-3	3-2	4-2	1-2	1-1
Jonathan Allen	11-11	22	4-0	1-2	0-4	0-3	6-2
Ronnie Harrison	12-5	17	-	3-0	3-1	3-0	3-4
Rashaan Evans	11-3	14	4-0	2-1	1-1	DNP	4-1
Eddie Jackson	10-4	14	2-0	3-1	0-2	1-1	4-0
Ryan Anderson	6-8	14	3-1	1-2	1-2	0-1	1-2
Dalvin Tomlinson	3-11	14	1-0	1-2	0-7	0-1	1-1
Keith Holcombe	8-6	14	3-2	1-1	0-1	4-2	-
Anthony Averett	12-1	13	7-1	2-0	1-0	1-0	1-0
Marlon Humphrey	9-4	13	1-1	2-0	4-1	0-1	2-1
Dakota Ball	6-5	11	1-0	3-2	1-0	1-2	0-1
Da'Ron Payne	4-6	10	-	1-2	1-3	2-0	0-1
Tim Williams	8-2	10	2-0	-	1-1	1-1	4-0
Hootie Jones	6-2	8	-	1-0	2-0	2-2	1-0
Anfernee Jennings	3-4	7	1-2	-	1-0	1-1	0-1
Da'Shawn Hand	2-5	7	-	-	0-2	0-1	2-2
Levi Wallace	3-2	5	1-0	0-1	-	2-1	DNP
Shyheim Carter	4-1	5	-	-	4-1	-	DNP
Christian Miller	2-3	5	-	1-0	-	1-2	0-1
Aaron Robinson	2-2	4	1-1	-	0-1	1-0	-
B.J. Emmons	1-2	3	1-0	0-1	DNP	0-1	-
Deionte Thompson	2-1	3	0-1	-	2-0	-	-
Mack Wilson	2-0	2	-	-	-	1-0	1-0
Joshua Frazier	0-2	2	-	DNP	0-2	-	-
JK Scott	0-2	2	0-2	-	-	-	-
Terrell Hall	1-1	2	-	DNP	DNP	1-1	DNP
O.J. Smith	1-0	1	DNP	1-0	DNP	DNP	DNP
T.J. Simmons	1-0	1	-	1-0	-	-	-
Tony Brown	0-1	1	DNP	DNP	DNP	DNP	0-1
Raekwon Davis	0-1	1	DNP	-	-	0-1	DNP
Keaton Anderson	0-1	1	-	0-1	-	-	-
Bo Scarbrough	0-1	1	-	0-1	-	-	-

SUPERLATIVES

INDIVIDUAL GAME HIGHS

Rushes	18	Jalen Hurts at Ole Miss (Sept. 17, 2016)
Yards Rushing	146	Jalen Hurts at Ole Miss (Sept. 17, 2016)
TD Rushes	2	Jalen Hurts vs. USC (Sept. 3, 2016)
Long Rush	73	Damien Harris vs. USC (Sept. 3, 2016)
Pass attempts	36	Jalen Hurts vs. WKU (Sept. 10, 2016)
Pass completions	23	Jalen Hurts vs. WKU (Sept. 10, 2016)
Yards Passing	287	Jalen Hurts vs. WKU (Sept. 10, 2016)
TD Passes	2	Jalen Hurts vs. USC (Sept. 3, 2016)
		Jalen Hurts vs. WKU (Sept. 10, 2016)
		Jalen Hurts vs. Kentucky (Oct. 1, 2016)
Long Pass	71	Jalen Hurts vs. USC (Sept. 3, 2016)
Receptions	11	Calvin Ridley vs. Kentucky (Oct. 1, 2016)
Yards Receiving	174	Calvin Ridley vs. Kentucky (Oct. 1, 2016)
TD Receptions	2	ArDarius Stewart vs. USC (Sept. 3, 2016)
		Calvin Ridley vs. Kentucky (Oct. 1, 2016)
Long Reception	71	ArDarius Stewart vs. USC (Sept. 3, 2016)
Field Goals	2	Adam Griffith at Ole Miss (Sept. 17, 2016)
		Adam Griffith vs. Kent State (Sept. 24, 2016)
		Adam Griffith vs. Kentucky (Oct. 1, 2016)
Long Field Goal	48	Adam Griffith vs. Kent State (Sept. 24, 2016)
Punts	5	JK Scott vs. USC (Sept. 3, 2016)
		JK Scott vs. WKU (Sept. 10, 2016)
Punting Avg	58.0	JK Scott at Ole Miss (Sept. 17, 2016)
Long Punt	63	JK Scott vs. Kentucky (Oct. 1, 2016)
Punts inside 20	3	JK Scott at Ole Miss (Sept. 17, 2016)
		JK Scott vs. USC (Sept. 3, 2016)
		JK Scott vs. WKU (Sept. 10, 2016)
Long Punt Return	85	Eddie Jackson at Ole Miss (Sept. 17, 2016)
Long Kickoff Return	41	Trevon Diggs at Ole Miss (Sept. 17, 2016)
Tackles	12	Reuben Foster at Ole Miss (Sept. 17, 2016)
Sacks	2.0	Jonathan Allen vs. USC (Sept. 3, 2016)
Tackles For Loss	3.0	Tim Williams vs. Kentucky (Oct. 1, 2016)
Interceptions	1	Marlon Humphrey vs. USC (Sept. 3, 2016)
		Ronnie Harrison vs. WKU (Sept. 10, 2016)
		Eddie Jackson vs. WKU (Sept. 10, 2016)

TEAM GAME HIGHS

Rushes	48	at Ole Miss (Sept. 17, 2016)
Yards Rushing	334	at Ole Miss (Sept. 17, 2016)
Yards Per Rush	7.0	at Ole Miss (Sept. 17, 2016)
TD Rushes	3	vs. USC (Sept. 3, 2016)
		at Ole Miss (Sept. 17, 2016)
		vs. Kent State (Sept. 24, 2016)
Pass attempts	42	vs. WKU (Sept. 10, 2016)
Pass completions	25	vs. WKU (Sept. 10, 2016)
		vs. Kentucky (Oct. 1, 2016)
Yards Passing	351	vs. WKU (Sept. 10, 2016)
Yards Per Pass	12.4	vs. USC (Sept. 3, 2016)
TD Passes	3	vs. USC (Sept. 3, 2016)
Total Plays	81	vs. WKU (Sept. 10, 2016)
Total Offense	502	vs. Kent State (Sept. 24, 2016)
Yards Per Play	7.4	vs. USC (Sept. 3, 2016)
Points	52	vs. USC (Sept. 3, 2016)
Sacks By	4	vs. WKU (Sept. 10, 2016)
		vs. Kentucky (Oct. 1, 2016)
First Downs	26	vs. Kent State (Sept. 24, 2016)
Penalties	12	vs. WKU (Sept. 10, 2016)
Penalty Yards	84	vs. WKU (Sept. 10, 2016)
Turnovers	2	vs. USC (Sept. 3, 2016)
Interceptions By	2	vs. WKU (Sept. 10, 2016)
Punts	5	vs. USC (Sept. 3, 2016)
		vs. WKU (Sept. 10, 2016)
		at Ole Miss (Sept. 17, 2016)
Punting Avg	58.0	vs. Kentucky (Oct. 1, 2016)
Long Punt	63	at Ole Miss (Sept. 17, 2016)
Punts inside 20	3	vs. USC (Sept. 3, 2016)
		vs. WKU (Sept. 10, 2016)
Long Punt Return	85	at Ole Miss (Sept. 17, 2016)

OPPONENT INDIVIDUAL GAME HIGHS

Rushes	15	Akeem Judd, at Ole Miss (Sept. 17, 2016)
Yards Rushing	52	Justin Rankin vs. Kent State (Sept. 24, 2016)
TD Rushes	1	Akeem Judd, at Ole Miss (Sept. 17, 2016)
Long Rush	47	Justin Rankin vs. Kent State (Sept. 24, 2016)
Pass attempts	41	Chad Kelly, at Ole Miss (Sept. 17, 2016)
Pass completions	26	Chad Kelly, at Ole Miss (Sept. 17, 2016)
Yards Passing	421	Chad Kelly, at Ole Miss (Sept. 17, 2016)
TD Passes	3	Chad Kelly, at Ole Miss (Sept. 17, 2016)
Long Pass	63	Chad Kelly, at Ole Miss (Sept. 17, 2016)
Receptions	9	Taywan Taylor, vs. WKU (Sept. 10, 2016)
		Evan Ingram, at Ole Miss (Sept. 17, 2016)
Yards Receiving	138	Evan Ingram, at Ole Miss (Sept. 17, 2016)
TD Receptions	1	Lucky Jackson, vs. WKU (Sept. 10, 2016)
		A.J. Brown, at Ole Miss (Sept. 17, 2016)
		Damone'ea Stringfellow, at Ole Miss (Sept. 17, 2016)
		Evan Ingram, at Ole Miss (Sept. 17, 2016)
Long Reception	63	Evan Ingram, at Ole Miss (Sept. 17, 2016)
Field Goals	3	Gary Wunderlich, at Ole Miss (Sept. 17, 2016)
Long Field Goal	47	Ma Boormeester, vs. USC (Sept. 3, 2016)
Punts	10	Chris Tilbey, vs. USC (Sept. 3, 2016)
Punting Avg	54.7	Gary Wunderlich, at Ole Miss (Sept. 17, 2016)
Long Punt	68	Gary Wunderlich, at Ole Miss (Sept. 17, 2016)
Punts inside 20	4	Chris Tilbey, vs. USC (Sept. 3, 2016)
		Derek Adams vs. Kent State (Sept. 24, 2016)
Long Punt Return	15	Deonta Burnett, vs. USC (Sept. 3, 2016)
Long Kickoff Return	40	Adoree Jackson, vs. USC (Sept. 3, 2016)
Tackles	14	Nate Holley vs. Kent State (Sept. 24, 2016)
Sacks	1.5	Mich Hutchings, vs. USC (Sept. 3, 2016)
Tackles For Loss	2.5	Mich Hutchings, vs. USC (Sept. 3, 2016)
Interceptions	1	Iman Marshall vs. USC (Sept. 3, 2016)

OPPONENT TEAM GAME HIGHS

Rushes	36	vs. Kentucky (Oct. 1, 2016)
Yards Rushing	106	at Ole Miss (Sept. 17, 2016)
Yards Per Rush	3.3	at Ole Miss (Sept. 17, 2016)
TD Rushes	1	at Ole Miss (Sept. 17, 2016)
Pass attempts	41	at Ole Miss (Sept. 17, 2016)
Pass completions	26	at Ole Miss (Sept. 17, 2016)
Yards Passing	421	at Ole Miss (Sept. 17, 2016)
Yards Per Pass	10.3	at Ole Miss (Sept. 17, 2016)
TD Passes	3	at Ole Miss (Sept. 17, 2016)
Total Plays	73	at Ole Miss (Sept. 17, 2016)
Total Offense	527	at Ole Miss (Sept. 17, 2016)
Yards Per Play	7.2	at Ole Miss (Sept. 17, 2016)
Points	43	at Ole Miss (Sept. 17, 2016)
Sacks By	3	vs. USC (Sept. 3, 2016)
First Downs	23	at Ole Miss (Sept. 17, 2016)
Penalties	6	vs. USC (Sept. 3, 2016)
		at Ole Miss (Sept. 17, 2016)
Penalty Yards	65	at Ole Miss (Sept. 17, 2016)
Turnovers	2	vs. WKU (Sept. 10, 2016)
		at Ole Miss (Sept. 17, 2016)
		vs. Kentucky (Oct. 1, 2016)
Interceptions By	1	vs. USC (Sept. 3, 2016)
Punts	10	vs. USC (Sept. 3, 2016)
Punting Avg	51.7	at Ole Miss (Sept. 17, 2016)
Long Punt	68	at Ole Miss (Sept. 17, 2016)
Punts inside 20	4	vs. USC (Sept. 3, 2016)
		vs. Kent State (Sept. 24, 2016)
Long Punt Return	15	vs. USC (Sept. 3, 2016)

ALABAMA DRIVE CHARTS

SOUTHERN CALIFORNIA

Team	Qtr	Spot	Drive Started		Spot	Drive Ended		Consumed	
			Time	Obtained		Time	How Lost	Pl-Yds	TOP
UA	1st	A24	12:21	Kickoff	A31	10:23	Punt	4-7	1:58
UA	1st	A37	06:08	Downs	A44	04:25	Punt	3-7	1:43
UA	1st	A46	02:44	Punt	A48	02:37	Fumble	1-2	0:07
UA	1st	A10	01:08	Punt	A11	14:12	Punt	3-1	1:56
UA	2nd	A25	12:22	Punt	S47	09:26	Punt	8-28	2:56
UA	2nd	S36	09:02	Punt	S00	07:46	*TOUCHDOWN	3-36	1:16
UA	2nd	A25	06:25	Punt	S11	03:26	*FIELD GOAL	7-64	2:59
UA	2nd	S00	02:37	Interception	S00	02:37	*TOUCHDOWN	0-0	0:00
UA	2nd	A13	01:37	Punt	A15	00:00	End of half	3-2	1:37
UA	3rd	A25	15:00	Kickoff	S00	13:43	*TOUCHDOWN	3-75	1:17
UA	3rd	S13	12:47	Downs	S00	10:55	*TOUCHDOWN	4-13	1:52
UA	3rd	A38	09:00	Punt	A38	08:03	Interception	3-0	0:57
UA	3rd	A15	07:10	Punt	S00	05:53	*TOUCHDOWN	3-85	1:17
UA	3rd	A35	02:34	Kickoff	S00	13:11	*TOUCHDOWN	9-65	4:23
UA	4th	A33	11:19	Punt	S00	09:25	*TOUCHDOWN	4-67	1:54
UA	4th	A08	06:32	Punt	A16	02:08	Punt	6-8	4:24

WKU

Team	Qtr	Spot	Drive Started		Spot	Drive Ended		Consumed	
			Time	Obtained		Time	How Lost	Pl-Yds	TOP
UA	1st	A31	13:38	Punt	W31	11:52	Missed FG	6-38	1:46
UA	1st	A23	11:09	Punt	W18	09:10	*FIELD GOAL	5-59	1:59
UA	1st	A23	08:03	Kickoff	A08	04:15	Punt	5--15	3:48
UA	1st	A33	04:05	Interception	W00	00:00	*TOUCHDOWN	9-67	4:05
UA	2nd	A20	11:17	Punt	A23	09:43	Punt	3-3	1:34
UA	2nd	W00	08:59	Interception	W00	08:59	*TOUCHDOWN	0-0	0:00
UA	2nd	A33	08:04	Punt	A35	06:55	Punt	3-2	1:09
UA	2nd	A17	03:39	Punt	W48	01:03	Punt	6-35	2:36
UA	2nd	A29	00:00	Missed FG	A29	00:00	End of half	0-0	0:00
UA	3rd	A16	15:00	Kickoff	W40	09:25	Punt	14-44	5:35
UA	3rd	W48	06:48	Punt	W00	03:48	*TOUCHDOWN	8-48	3:00
UA	3rd	A24	02:10	Punt	W00	13:14	*TOUCHDOWN	10-76	3:56
UA	4th	A41	09:11	Downs	W00	04:27	*TOUCHDOWN	11-59	4:44
UA	4th	A30	02:20	Punt	A26	01:34	Fumble	2--4	0:46
UA	4th	A26	00:46	Kickoff	A35	00:00	End of half	1-9	0:46

OLE MISS

Team	Qtr	Spot	Drive Started		Spot	Drive Ended		Consumed	
			Time	Obtained		Time	How Lost	Pl-Yds	TOP
UA	1st	A25	13:07	Kickoff	O14	05:54	*FIELD GOAL	17-61	7:13
UA	1st	A48	04:56	Punt	O29	01:26	Missed FG	9-23	3:30
UA	2nd	A13	14:49	Punt	A14	13:44	Punt	3-1	1:05
UA	2nd	A20	12:31	Punt	A48	09:20	Punt	5-28	3:11
UA	2nd	A20	07:35	Kickoff	O45	05:32	Punt	5-35	2:03
UA	2nd	A42	04:32	Kickoff	A44	02:47	Fumble	3-2	1:45
UA	2nd	A50	02:47	Kickoff	O00	02:10	*TOUCHDOWN	3-50	0:37
UA	2nd	O00	01:05	Punt	O00	01:05	*TOUCHDOWN	0-0	0:00
UA	3rd	A25	15:00	Kickoff	A44	12:24	Punt	6-19	2:36
UA	3rd	O03	11:47	Fumble	O03	11:47	*TOUCHDOWN	0-0	0:00
UA	3rd	A37	10:27	Punt	O12	06:03	*FIELD GOAL	10-51	4:24
UA	3rd	A25	01:47	Kickoff	O00	00:16	*TOUCHDOWN	4-75	1:31
UA	4th	A23	13:12	Kickoff	O39	10:59	Punt	5-38	2:13
UA	4th	A42	09:36	Punt	O00	07:33	*TOUCHDOWN	5-58	2:03
UA	4th	A25	05:28	Fumble	A25	05:28	*TOUCHDOWN	0-0	0:00
UA	4th	A25	02:51	Kickoff	O49	00:00	End of half	7-26	2:51

KENT STATE

Team	Qtr	Spot	Drive Started		Spot	Drive Ended		Consumed	
			Time	Obtained		Time	How Lost	Pl-Yds	TOP
UA	1st	A30	15:00	Kickoff	K00	12:14	*TOUCHDOWN	8-70	2:46
UA	1st	A21	09:45	Missed FG	K00	06:54	*TOUCHDOWN	10-79	2:51
UA	1st	A45	05:17	Punt	K00	03:39	*TOUCHDOWN	4-55	1:38
UA	1st	A14	02:47	Punt	K11	12:45	*FIELD GOAL	16-75	5:02
UA	2nd	K24	12:34	Fumble	K31	11:34	*FIELD GOAL	4--7	1:00
UA	2nd	A39	09:07	Punt	K00	06:47	*TOUCHDOWN	5-61	2:20
UA	2nd	A02	05:08	Punt	A15	03:42	Punt	4-13	1:26
UA	2nd	K00	02:14	Punt	K00	02:14	*TOUCHDOWN	0-0	0:00
UA	2nd	A02	00:27	Punt	A03	00:00	End of half	1-1	0:27
UA	3rd	A34	12:31	Punt	K00	06:14	*TOUCHDOWN	13-66	6:17
UA	3rd	A37	02:48	Punt	K26	00:25	Downs	6-37	2:23
UA	4th	A01	10:02	Downs	A15	07:04	Punt	5-14	2:58
UA	4th	A18	04:25	Punt	K49	00:00	End of half	6-33	4:25

KENTUCKY

Team	Qtr	Spot	Drive Started		Spot	Drive Ended		Consumed	
			Time	Obtained		Time	How Lost	Pl-Yds	TOP
UA	1st	A29	15:00	Kickoff	K36	11:49	Downs	6-35	3:11
UA	1st	A25	08:52	Kickoff	A43	06:44	Fumble	7-18	2:08
UA	1st	A39	04:29	Fumble	K26	01:15	*FIELD GOAL	11-35	3:14
UA	2nd	A41	14:36	Punt	A42	13:23	Punt	3-1	1:13
UA	2nd	A39	12:20	Punt	K00	09:50	*TOUCHDOWN	7-61	2:30
UA	2nd	A45	06:56	Fumble	A45	06:56	*TOUCHDOWN	0-0	0:00
UA	2nd	A21	05:01	Punt	K17	00:44	Missed FG	14-62	4:17
UA	3rd	A22	13:30	Punt	K00	10:58	*TOUCHDOWN	8-78	2:32
UA	3rd	A24	08:49	Punt	K00	04:31	*TOUCHDOWN	9-76	4:18
UA	3rd	K49	01:06	Punt	K06	14:51	*FIELD GOAL	5-43	1:15
UA	4th	A11	05:09	Kickoff	K20	00:00	End of half	8-69	5:09

OPPONENT DRIVE CHARTS

SOUTHERN CALIFORNIA

Team	Qtr	Spot	Drive Started		Spot	Drive Ended		Consumed	
			Time	Obtained		Time	How Lost	Pl-Yds	TOP
USC	1st	S25	15:00	Kickoff	A29	12:28	*FIELD GOAL	6-46	2:32
USC	1st	S19	10:23	Punt	A37	06:08	Downs	10-44	4:15
USC	1st	S02	04:25	Punt	S02	02:44	Punt	3-0	1:41
USC	1st	A48	02:37	Fumble	S49	01:08	Punt	3--3	1:29
USC	2nd	S42	14:12	Punt	S34	12:22	Punt	3--8	1:50
USC	2nd	S15	09:26	Punt	S15	09:02	Punt	3-0	0:24
USC	2nd	S25	07:46	Kickoff	S29	06:25	Punt	3-4	1:21
USC	2nd	S10	03:20	Kickoff	S12	02:37	Interception	2-2	0:43
USC	2nd	S40	02:29	Kickoff	A44	01:37	Punt	4-16	0:52
USC	3rd	S33	13:35	Kickoff	S13	12:47	Downs	4--20	0:48
USC	3rd	S20	10:49	Kickoff	S22	09:00	Punt	3-2	1:49
USC	3rd	S42	08:03	Interception	S43	07:10	Punt	3-1	0:53
USC	3rd	S21	05:44	Kickoff	A23	02:34	*FIELD GOAL	8-56	3:10
USC	4th	S25	13:11	Kickoff	S27	11:19	Punt	3-2	1:52
USC	4th	S25	09:25	Kickoff	A43	06:32	Punt	7-32	2:53
USC	4th	S47	02:08	Punt	A35	00:00	End of half	4-18	2:08

KENTUCKY

Team	Qtr	Spot	Drive Started		Spot	Drive Ended		Consumed	
			Time	Obtained		Time	How Lost	Pl-Yds	TOP
UK	1st	K36	11:49	Downs	A28	08:52	*FIELD GOAL	8-36	2:57
UK	1st	A43	06:44	Fumble	A39	04:29	Fumble	6-4	2:15
UK	1st	K31	01:15	Kickoff	K30	14:36	Punt	3--1	1:39
UK	2nd	K20	13:23	Punt	K27	12:20	Punt	3-7	1:03
UK	2nd	K31	09:50	Kickoff	A45	06:56	Fumble	6-24	2:54
UK	2nd	K25	06:56	Kickoff	K18	05:01	Punt	3--7	1:55
UK	2nd	K20	00:44	Missed FG	K31	00:00	End of half	3-11	0:44
UK	3rd	K25	15:00	Kickoff	K35	13:30	Punt	4-10	1:30
UK	3rd	K25	10:58	Kickoff	K36	08:49	Punt	4-11	2:09
UK	3rd	K28	04:31	Kickoff	K21	01:06	Punt	4--7	3:25
UK	4th	K25	14:51	Kickoff	A12	05:09	*FIELD GOAL	16-63	9:42

WKU

Team	Qtr	Spot	Drive Started		Spot	Drive Ended		Consumed	
			Time	Obtained		Time	How Lost	Pl-Yds	TOP
WKU	1st	W22	15:00	Kickoff	W17	13:38	Punt	3--5	1:22
WKU	1st	W31	11:52	Missed FG	W34	11:09	Punt	3-3	0:43
WKU	1st	W21	09:10	Kickoff	A08	08:03	*FIELD GOAL	5-71	1:07
WKU	1st	W47	04:15	Punt	W47	04:05	Interception	1-0	0:10
WKU	2nd	W25	15:00	Kickoff	A46	11:17	Punt	9-29	3:43
WKU	2nd	W30	09:43	Punt	W32	08:59	Interception	2-2	0:44
WKU	2nd	W25	08:59	Kickoff	W27	08:04	Punt	3-2	0:55
WKU	2nd	W09	06:55	Punt	W30	03:39	Punt	6-21	3:16
WKU	2nd	W14	01:03	Punt	A29	00:00	Missed FG	6-57	1:03
WKU	3rd	W04	09:25	Punt	W10	06:48	Punt	5-6	2:37
WKU	3rd	W25	03:48	Kickoff	W34	02:10	Punt	3-9	1:38
WKU	4th	W25	13:14	Kickoff	A41	09:11	Downs	10-34	4:03
WKU	4th	W24	04:27	Kickoff	W25	02:20	Punt	3-1	2:07
WKU	4th	A26	01:34	Fumble	A00	00:46	*TOUCHDOWN	3-26	0:48

OLE MISS

Team	Qtr	Spot	Drive Started		Spot	Drive Ended		Consumed	
			Time	Obtained		Time	How Lost	Pl-Yds	TOP
OM	1st	O25	15:00	Kickoff	A00	13:07	*TOUCHDOWN	7-75	1:53
OM	1st	O10	05:47	Kickoff	O08	04:56	Punt	3--2	0:51
OM	1st	O29	01:26	Missed FG	O38	14:49	Punt	3-9	1:37
OM	2nd	O26	13:44	Punt	O32	12:31	Punt	3-6	1:13
OM	2nd	O44	09:20	Punt	A06	07:43	*FIELD GOAL	5-50	1:37
OM	2nd	O20	05:32	Punt	A00	04:40	*TOUCHDOWN	2-80	0:52
OM	2nd	A44	02:47	Fumble	A44	02:47	*TOUCHDOWN	0-0	0:00
OM	2nd	O25	02:10	Kickoff	O32	01:05	Punt	3-7	1:05
OM	2nd	O25	01:05	Kickoff	O43	00:00	End of half	4-18	1:05
OM	3rd	O06	12:24	Punt	O03	11:47	Fumble	2--3	0:37
OM	3rd	O25	11:47	Kickoff	O17	10:27	Punt	3--8	1:20
OM	3rd	O25	06:03	Kickoff	A01	01:47	*FIELD GOAL	12-74	4:16
OM	3rd	O25	00:16	Kickoff	A21	13:17	*FIELD GOAL	7-54	1:59
OM	4th	O11	10:59	Punt	O18	09:36	Punt	3-7	1:23
OM	4th	O25	07:33	Kickoff	A25	05:28	Fumble	6-50	2:05
OM	4th	O22	05:23	Kickoff	A00	02:59	*TOUCHDOWN	12-78	2:24
OM	4th	A37	02:59	Kickoff	A00	02:51	*TOUCHDOWN	1-37	0:08

KENT STATE

Team	Qtr	Spot	Drive Started		Spot	Drive Ended		Consumed	
			Time	Obtained		Time	How Lost	Pl-Yds	TOP
KENT	1st	K25	12:14	Kickoff	A21	09:45	Missed FG	5-54	2:29
KENT	1st	K12	06:54	Kickoff	K13	05:17	Punt	3-1	1:37
KENT	1st	K25	03:39	Kickoff	K41	02:47	Punt	4-16	0:52
KENT	2nd	K25	12:45	Kickoff	K24	12:34	Fumble	1--1	0:11
KENT	2nd	K23	11:34	Kickoff	K13	09:07	Punt	3--10	2:27
KENT	2nd	K35	06:47	Kickoff	K42	05:08	Punt	3-7	1:39
KENT	2nd	K40	03:42	Punt	K35	02:14	Punt	3--5	1:28
KENT	2nd	K25	02:14	Kickoff	K31	00:27	Punt	3-6	1:47
KENT	3rd	K25	15:00	Kickoff	K33	12:31	Punt	3-8	2:29
KENT	3rd	K13	06:14	Kickoff	K36	02:48	Punt	5-23	3:26
KENT	3rd	K26	00:25	Downs	A01	10:02	Downs	11-73	5:23
KENT	4th	K32	07:04	Punt	K41	04:25	Punt	3-9	2:39

BY QUARTER STATS

3RD-DOWN CONVERSIONS

Date	Opponent	Score	Overall		1st Qtr		2nd Qtr		3rd Qtr		4th Qtr		OT Qtr	
Sept. 3	vs. Southern Cal	W 52-6	6-15	40.0%	0-2	0.0%	2-6	33.3%	3-4	75.0%	1-3	33.3%		
Sept. 10	WKU	W 38-10	9-18	50.0%	2-5	40.0%	1-4	25.0%	2-5	40.0%	4-4	100.0%		
Sept. 17	at Ole Miss	W 48-43	7-15	46.7%	4-6	66.7%	0-3	0.0%	2-4	50.0%	1-2	50.0%		
Sept. 24	Kent State	W 48-0	6-14	42.9%	3-4	75.0%	1-4	25.0%	1-3	33.3%	1-3	33.3%		
Oct. 1	Kentucky	W 34-6	9-14	64.3%	2-4	50.0%	3-5	60.0%	3-3	100.0%	1-2	50.0%		
	Alabama		37-76	48.7%	11-21	52.4%	7-22	31.8%	11-19	57.9%	8-14	57.1%	0-0	0.0%
	Opponents		22-79	27.8%	5-19	26.3%	5-23	21.7%	2-15	13.3%	10-22	45.5%	0-0	0.0%

4TH-DOWN CONVERSIONS

Date	Opponent	Score	Overall		1st Qtr		2nd Qtr		3rd Qtr		4th Qtr		OT Qtr	
Sept. 3	vs. Southern Cal	W 52-6	1-1	100.0%	0-0	0.0%	0-0	0.0%	0-0	0.0%	1-1	100.0%		
Sept. 10	WKU	W 38-10	2-2	100.0%	0-0	0.0%	0-0	0.0%	2-2	100.0%	0-0	0.0%		
Sept. 17	at Ole Miss	W 48-43	0-0	0.0%	0-0	0.0%	0-0	0.0%	0-0	0.0%	0-0	0.0%		
Sept. 24	Kent State	W 48-0	2-3	66.7%	1-1	100.0%	0-0	0.0%	1-2	50.0%	0-0	0.0%		
Oct. 1	Kentucky	W 34-6	0-1	0.0%	0-1	0.0%	0-0	0.0%	0-0	0.0%	0-0	0.0%		
	Alabama		5-7	71.4%	1-2	50.0%	0-0	0.0%	3-4	75.0%	1-1	100.0%	0-0	0.0%
	Opponents		2-6	33.3%	0-1	0.0%	0-0	0.0%	0-1	0.0%	2-4	50.0%	0-0	0.0%

TIME OF POSSESSION

Date	Opponent	Score	Overall	1st Qtr	2nd Qtr	3rd Qtr	4th Qtr	OT Qtr
Sept. 3	vs. Southern Cal	W 52-6	30:43	5:03	9:36	7:57	8:07	
Sept. 10	WKU	W 38-10	35:44	11:38	5:19	10:45	8:02	
Sept. 17	at Ole Miss	W 48-43	35:23	10:43	8:57	8:31	7:12	
Sept. 24	Kent State	W 48-0	33:33	10:02	7:28	8:40	7:23	
Oct. 1	Kentucky	W 34-6	29:47	8:33	8:00	7:56	5:18	
	Alabama	Total	165:10	45:59	39:20	43:49	36:02	0:00
		Avg.	33:02	9:11	7:52	8:45	7:12	0:00
	Opponents	Total	134:50	29:01	35:40	31:11	38:58	0:00
		Avg.	26:58	5:48	7:08	6:14	7:47	0:00

ALABAMA'S 20-PLUS YARD PLAYS

20-YARD PLUS PLAYS

Yards	Type	Player(s)	Opponent
*85	PR	Eddie Jackson	Ole Miss
*75	FR	Jonathan Allen	Ole Miss
*75	PR	Xavian Marks	Kent State
73	Rush	Damien Harris	USC
*71	Pass	ArDarius Stewart from Jalen Hurts	USC
67	Rush	Damien Harris	Ole Miss
*55	INT	Eddie Jackson	WKU
*55	FR	Ronnie Harrison	Kentucky
52	Pass	ArDarius Stewart from Blake Barnett	WKU
51	Pass	Calvin Ridley from Jalen Hurts	WKU
46	Rush	Damien Harris	USC
46	Pass	Calvin Ridley from Jalen Hurts	Kentucky
45	Pass	Calvin Ridley from Jalen Hurts	Ole Miss
*45	Pass	Gehrig Dieter from Blake Barnett	USC
43	Pass	Calvin Ridley from Jalen Hurts	Kentucky
41	KR	Trevon Diggs	Ole Miss
41	Rush	Jalen Hurts	Ole Miss
40	Pass	Gehrig Dieter from Jalen Hurts	WKU
40	Pass	O.J. Howard from Blake Barnett	USC
*39	Pass	ArDarius Stewart from Jalen Hurts	USC
*34	Pass	O.J. Howard from Blake Barnett	Kent State
31	Pass	Cam Sims from Jalen Hurts	Kent State
30	Pass	Gehrig Dieter from Jalen Hurts	Ole Miss
28	Pass	Calvin Ridley from Jalen Hurts	WKU
28	Rush	Joshua Jacobs	Kentucky
27	Pass	Robert Foster from Cooper Bateman	Kentucky
25	Rush	Joshua Jacobs	Ole Miss
24	KR	Trevon Diggs	WKU
24	KR	Trevon Diggs	USC
*24	Rush	Joshua Jacobs	Kent State
23	KR	Trevon Diggs	WKU
23	Pass	Joshua Jacobs from Jalen Hurts	Kentucky
22	Rush	Jalen Hurts	Ole Miss
22	Pass	Calvin Ridley from Jalen Hurts	Ole Miss
22	KR	Xavian Marks	Kentucky
*20	Rush	Jalen Hurts	Kent State
20	Rush	Derrick Gore	Kent State
20	KR	Trevon Diggs	Ole Miss
20	Pass	O.J. Howard from Jalen Hurts	WKU
20	Pass	Calvin Ridley from Jalen Hurts	Kentucky

*touchdown scored on play

LONG PLAYS BY THE NUMBERS

Long Plays By Yards	No.	TD
100+	0	0
90-99	0	0
80-89	1	1
70-79	4	3
60-69	1	0
50-59	4	2
40-49	9	1
30-39	4	2
20-29	17	2

Long Plays By Type	No.	TD
Rushing	10	2
Passing	19	4
Punt returns	2	2
Kick returns	6	0
Interceptions	1	1
Fumble returns	2	2
Other	0	0
TOTAL	40	11

20-YARD PLUS BY PLAYER

Player	No.	TD	R	P	KR	PR	IR	FR
Calvin Ridley	7	0	0	7	0	0	0	0
Trevon Diggs	5	0	0	0	5	0	0	0
Joshua Jacobs	4	1	3	1	0	0	0	0
ArDarius Stewart	3	2	0	3	0	0	0	0
Gehrig Dieter	3	1	0	3	0	0	0	0
O.J. Howard	3	1	0	3	0	0	0	0
Jalen Hurts	3	1	3	0	0	0	0	0
Damien Harris	3	0	3	0	0	0	0	0
Eddie Jackson	2	2	0	0	0	1	1	0
Xavian Marks	2	1	0	0	1	1	0	0
Jonathan Allen	1	1	0	0	0	0	0	1
Ronnie Harrison	1	1	0	0	0	0	0	1
Robert Foster	1	0	0	1	0	0	0	0
Cam Sims	1	0	0	1	0	0	0	0
Derrick Gore	1	0	1	0	0	0	0	0
TOTAL	40	11	10	19	6	2	1	2

LONGEST PLAYS OF THE YEAR

Rushing

73 Damien Harris vs. USC (Sept. 3, 2016)

Rushing Touchdown

24 Joshua Jacobs vs. Kent State (Sept. 24, 2016)

Passing

71 ArDarius Stewart from Jalen Hurts vs. USC (Sept. 3, 2016)

Passing Touchdown

71 ArDarius Stewart from Jalen Hurts vs. USC (Sept. 3, 2016)

Punt Return

85 Eddie Jackson at Ole Miss (Sept. 17, 2016)

Kick Return

41 Trevon Diggs at Ole Miss (Sept. 17, 2016)

Interception Return

55 Eddie Jackson vs. WKU (Sept. 10, 2016)

Fumble Return

75 Jonathan Allen at Ole Miss (Sept. 17, 2016)

Punt

63 JK Scott at Ole Miss (Sept. 17, 2016)

Field Goal

48 Adam Griffith vs. Kent State (Sept. 24, 2016)

SEASON/CAREER STATISTICS

OFFENSE

SEASON STATISTICS										CAREER STATISTICS									
RUSHING	GP	Att	Gain	Loss	Net	Avg	TD	Long	Avg/G	GP	Att	Gain	Loss	Net	Avg	TD	Long	Avg/G	
Damien Harris	5	42	359	3	356	8.5	1	73	71.2	17	88	537	24	513	5.8	2	73	30.2	
Jalen Hurts	5	54	326	50	276	5.1	3	41	55.2	5	54	326	50	276	5.1	3	41	55.2	
Joshua Jacobs	5	34	252	2	250	7.4	3	28	50.0	5	34	252	2	250	7.4	3	28	50.0	
B.J. Emmons	4	23	128	2	126	5.5	1	17	31.5	4	23	128	2	126	5.5	1	17	31.5	
Bo Scarbrough	5	31	109	1	108	3.5	3	14	21.6	12	49	214	2	212	4.3	4	24	17.7	
Derrick Gore	4	7	46	0	46	6.6	0	20	11.5	11	13	64	3	61	4.7	0	20	5.5	
ArDarius Stewart	3	3	29	0	29	9.7	0	17	9.7	31	8	49	6	43	5.4	0	17	1.4	
Calvin Ridley	5	5	25	4	21	4.2	1	7	4.2	20	6	27	4	23	3.8	1	7	1.1	
Avery Reid	1	2	4	0	4	2.0	0	2	4.0	1	2	4	0	4	2.0	0	2	4.0	
Robert Foster	4	1	0	5	-5	-5.0	0	0	-1.2	16	1	0	5	-5	-5.0	0	0	-0.3	
Cooper Bateman	5	1	0	9	-9	-9.0	0	0	-1.8	34	6	12	13	-1	-0.2	0	6	0.0	
Blake Barnett	3	7	2	19	-17	-2.4	0	2	-5.7	3	7	2	19	-17	-2.4	0	2	-5.7	
TEAM	4	5	0	27	-27	-5.4	0	0	-6.8										
Total	5	215	1280	122	1158	5.4	12	73	231.6										
Opponents	5	151	531	189	342	2.3	1	47	68.4										

PASSING	GP	Effic	Cmp-Att-Int	Pct	Yds	TD	Lng	Avg/G	GP	Effic	Att-Cmp-Int	Pct	Yds	TD	Lng	Avg/G
Jalen Hurts	5	139.39	84-135-1	62.2	989	7	71	197.8	5	139.39	84-135-1	62.2	989	7	71	197.8
Blake Barnett	3	189.45	11-19-0	57.9	219	2	52	73.0	3	189.45	11-19-0	57.9	219	2	52	73.0
Cooper Bateman	5	141.16	8-9-0	88.9	56	0	27	11.2	34	120.41	45-61-2	73.8	347	1	31	10.2
Total	5	145.32	103-163-1	63.2	1264	9	71	252.8								
Opponents	5	110.56	83-153-3	54.2	940	4	63	188.0								

RECEIVING	GP	No.	Yds	Avg	TD	Long	Avg/G	GP	No.	Yds	Avg	TD	Long	Avg/G
Calvin Ridley	5	31	398	12.8	3	51	79.6	20	120	1443	12.0	10	81	72.2
ArDarius Stewart	3	13	205	15.8	3	71	68.3	31	88	1054	12.0	7	71	34.0
O.J. Howard	5	12	165	13.8	1	40	33.0	47	81	1296	16.0	5	63	27.6
Gehrig Dieter	5	7	169	24.1	1	45	33.8	5	7	169	24.1	1	45	33.8
Cam Sims	4	6	65	10.8	0	31	16.2	29	19	173	9.1	1	31	6.0
Trevon Diggs	5	6	51	8.5	0	17	10.2	5	6	51	8.5	0	17	10.2
Joshua Jacobs	5	5	67	13.4	0	23	13.4	5	5	67	13.4	0	23	13.4
Robert Foster	4	5	55	11.0	0	27	13.8	16	21	215	10.2	2	27	13.4
Damien Harris	5	5	21	4.2	0	9	4.2	17	9	34	3.8	0	9	2.0
Derek Kief	3	3	17	5.7	0	8	5.7	13	4	14	3.5	0	8	1.1
Hale Hentges	5	3	10	3.3	0	6	2.0	19	4	15	3.8	0	6	0.8
B.J. Emmons	4	2	20	10.0	0	17	5.0	4	2	20	10.0	0	17	5.0
Bo Scarbrough	5	2	15	7.5	0	9	3.0	12	2	15	7.5	0	9	1.2
Brandon Greene	5	1	5	5.0	0	5	1.0	44	2	29	14.5	0	24	0.7
Mack Wilson	5	1	1	1.0	1	1	0.2	5	1	1	1.0	1	1	0.2
Derrick Gore	4	1	0	0.0	0	0	0.0	11	1	0	0.0	0	0	0.0
Total	5	103	1264	12.3	9	71	252.8							
Opponents	5	83	940	11.3	4	63	188.0							

TOTAL OFFENSE	G	Plays	Rush	Pass	Total	Avg/G	G	Plays	Rush	Pass	Total	Avg/G
Jalen Hurts	5	189	276	989	1265	253.0	5	189	276	989	1265	253.0
Damien Harris	5	42	356	0	356	71.2	17	88	513	0	513	30.2
Joshua Jacobs	5	34	250	0	250	50.0	5	34	250	0	250	50.0
Blake Barnett	3	26	-17	219	202	67.3	3	26	-17	219	202	67.3
B.J. Emmons	4	23	126	0	126	31.5	4	23	126	0	126	31.5
Bo Scarbrough	5	31	108	0	108	21.6	12	49	212	0	212	17.7
Cooper Bateman	5	10	-9	56	47	9.4	34	67	-1	347	346	10.2
Derrick Gore	4	7	46	0	46	11.5	11	13	61	0	61	5.5
ArDarius Stewart	3	3	29	0	29	9.7	31	8	43	0	43	1.4
Calvin Ridley	5	5	21	0	21	4.2	20	6	23	0	23	1.1
Avery Reid	1	2	4	0	4	4.0	1	2	4	0	4	4.0
Robert Foster	4	1	-5	0	-5	-1.2	16	1	-5	0	-5	-0.3
TEAM	4	5	-27	0	-27	-6.8						
Total	5	378	1158	1264	2422	484.4						
Opponents	5	304	342	940	1282	256.4						

SEASON/CAREER STATISTICS

OFFENSE/SPECIAL TEAMS

SEASON STATISTICS										CAREER STATISTICS								
SCORING	TD	FGs	PATs				DXP	Saf	Points	TD	FGs	PATs				DXP	Saf	Points
			Kick	Rush	Rcv	Pass						Kick	Rush	Rcv	Pass			
Adam Griffith	0	8-11	26-26	0-0	0	0-0	0	0	50	0	44-65	146-147	0-0	0	0-0	0	0	278
Calvin Ridley	4	0-0	0-0	0-0	0	0-0	0	0	24	11	0-0	0-0	0-0	0	0-0	0	0	66
Joshua Jacobs	3	0-0	0-0	0-0	0	0-0	0	0	18	3	0-0	0-0	0-0	0	0-0	0	0	18
Bo Scarbrough	3	0-0	0-0	0-0	0	0-0	0	0	18	4	0-0	0-0	0-0	0	0-0	0	0	24
Jalen Hurts	3	0-0	0-0	0-0	0	0-0	0	0	18	3	0-0	0-0	0-0	0	0-0	0	0	18
ArDarius Stewart	3	0-0	0-0	0-0	0	0-0	0	0	18	7	0-0	0-0	0-0	0	0-0	0	0	42
Eddie Jackson	2	0-0	0-0	0-0	0	0-0	0	0	12	4	0-0	0-0	0-0	0	0-0	0	0	24
O.J. Howard	1	0-0	0-0	0-0	0	0-0	0	0	6	5	0-0	0-0	0-0	0	0-0	0	0	30
Marlon Humphrey	1	0-0	0-0	0-0	0	0-0	0	0	6	1	0-0	0-0	0-0	0	0-0	0	0	6
Da'Ron Payne	1	0-0	0-0	0-0	0	0-0	0	0	6	1	0-0	0-0	0-0	0	0-0	0	0	6
Ronnie Harrison	1	0-0	0-0	0-0	0	0-0	0	0	6	1	0-0	0-0	0-0	0	0-0	0	0	6
Damien Harris	1	0-0	0-0	0-0	0	0-0	0	0	6	2	0-0	0-0	0-0	0	0-0	0	0	12
Mack Wilson	1	0-0	0-0	0-0	0	0-0	0	0	6	1	0-0	0-0	0-0	0	0-0	0	0	6
Xavian Marks	1	0-0	0-0	0-0	0	0-0	0	0	6	1	0-0	0-0	0-0	0	0-0	0	0	6
Gehrig Dieter	1	0-0	0-0	0-0	0	0-0	0	0	6	1	0-0	0-0	0-0	0	0-0	0	0	6
B.J. Emmons	1	0-0	0-0	0-0	0	0-0	0	0	6	1	0-0	0-0	0-0	0	0-0	0	0	6
Jonathan Allen	1	0-0	0-0	0-0	0	0-0	0	0	6	1	0-0	0-0	0-0	0	0-0	0	0	6
Andy Pappanastos	0	0-0	2-2	0-0	0	0-0	0	0	2	0	0-0	2-2	0-0	0	0-0	0	0	2
Total	28	8-11	28-28	0-0	0	0-0	0	0	220									
Opponents	6	8-10	5-5	0-0	0	0-1	0	0	65									

SEASON STATISTICS						CAREER STATISTICS					
PUNT RETURNS	No.	Yds	Avg	TD	Long	PUNT RETURNS	No.	Yds	Avg	TD	Long
Xavian Marks	5	105	21.0	1	75	Xavian Marks	5	105	21.0	1	75
Eddie Jackson	3	112	37.3	1	85	Eddie Jackson	3	112	37.3	1	85
Calvin Ridley	2	4	2.0	0	6	Calvin Ridley	2	4	2.0	0	6
Trevon Diggs	2	15	7.5	0	13	Trevon Diggs	2	15	7.5	0	13
Total	12	236	19.7	2	85						
Opponents	4	31	7.8	0	15						
KICK RETURNS	No.	Yds	Avg	TD	Long	KICK RETURNS	No.	Yds	Avg	TD	Long
Trevon Diggs	7	166	23.7	0	41	Trevon Diggs	7	166	23.7	0	41
Xavian Marks	2	33	16.5	0	22	Xavian Marks	2	33	16.5	0	22
Total	9	199	22.1	0	41						
Opponents	17	346	20.4	0	40						
INTERCEPTIONS	No.	Yds	Avg	TD	Long	INTERCEPTIONS	No.	Yds	Avg	TD	Long
Eddie Jackson	1	55	55.0	1	55	Eddie Jackson	9	303	33.7	3	93
Marlon Humphrey	1	18	18.0	1	18	Marlon Humphrey	4	46	11.5	1	29
Ronnie Harrison	1	6	6.0	0	6	Ronnie Harrison	3	47	15.7	0	29
Total	3	79	26.3	2	55						
Opponents	1	0	0.0	0	0						
FUMBLE RETURNS	No.	Yds	Avg	TD	Long	FUMBLE RETURNS	No.	Yds	Avg	TD	Long
Ronnie Harrison	1	55	55.0	1	55	Ronnie Harrison	1	55	55.0	1	55
Da'Ron Payne	1	3	3.0	1	3	Da'Ron Payne	1	3	3.0	1	3
Jonathan Allen	1	75	75.0	1	75	Jonathan Allen	1	75	75.0	1	75
Total	3	133	44.3	3	75						
Opponents	1	44	44.0	1	44						

SEASON/CAREER STATISTICS

OFFENSE/SPECIAL TEAMS

SEASON STATISTICS									CAREER STATISTICS								
ALL PURPOSE	G	Rush	Rec	PR	KOR	IR	Tot	Avg/G	G	Rush	Rec	PR	KOR	IR	Tot	Avg/G	
Calvin Ridley	5	21	398	4	0	0	423	84.6	20	23	1443	4	0	0	1470	73.5	
Damien Harris	5	356	21	0	0	0	377	75.4	17	513	34	0	174	9	721	42.4	
Joshua Jacobs	5	250	67	0	0	0	317	63.4	5	250	67	0	0	0	317	63.4	
Jalen Hurts	5	276	0	0	0	0	276	55.2	5	276	0	0	0	0	276	55.2	
ArDarius Stewart	3	29	205	0	0	0	234	78.0	31	43	1054	0	30	0	1127	36.4	
Trevon Diggs	5	0	51	15	166	0	232	46.4	5	0	51	15	166	0	232	46.4	
Gehrig Dieter	5	0	169	0	0	0	169	33.8	5	0	169	0	0	0	169	33.8	
Eddie Jackson	5	0	0	112	0	55	167	33.4	38	0	0	112	0	303	415	10.9	
O.J. Howard	5	0	165	0	0	0	165	33.0	47	0	1296	0	10	0	1306	27.8	
B.J. Emmons	4	126	20	0	0	0	146	36.5	4	126	20	0	0	0	146	36.5	
Xavian Marks	2	0	0	105	33	0	138	69.0	3	0	19	105	33	0	157	52.3	
Bo Scarbrough	5	108	15	0	0	0	123	24.6	12	212	15	0	0	0	227	18.9	
Cam Sims	4	0	65	0	0	0	65	16.2	29	0	173	0	0	0	173	6.0	
Robert Foster	4	-5	55	0	0	0	50	12.5	16	-5	215	0	0	0	210	13.1	
Derrick Gore	4	46	0	0	0	0	46	11.5	11	61	0	0	0	0	61	5.5	
Marlon Humphrey	5	0	0	0	0	18	18	3.6	20	0	0	0	0	46	46	2.3	
Derek Kief	3	0	17	0	0	0	17	5.7	13	0	14	0	0	0	14	1.1	
Hale Hentges	5	0	10	0	0	0	10	2.0	19	0	15	0	2	0	17	0.9	
Ronnie Harrison	5	0	0	0	0	6	6	1.2	20	0	0	8	0	47	55	2.8	
Brandon Greene	5	0	5	0	0	0	5	1.0	44	0	29	0	0	0	29	0.7	
Avery Reid	1	4	0	0	0	0	4	4.0	1	4	0	0	0	0	4	4.0	
Mack Wilson	5	0	1	0	0	0	1	0.2	5	0	1	0	0	0	1	0.2	
Cooper Bateman	5	-9	0	0	0	0	-9	-1.8	34	-1	0	0	0	0	-1	0.0	
Blake Barnett	3	-17	0	0	0	0	-17	-5.7	3	-17	0	0	0	0	-17	-5.7	
TEAM	4	-27	0	0	0	0	-27	-6.8									
Total	5	1158	1264	236	199	79	2936	587.2									
Opponents	5	342	940	31	346	0	1659	331.8									

FIELD GOALS	Att	Good	Long	Blkd	Att	Good	Long	Blkd	Pct.
Adam Griffith	11	8	48	0	65	44	55	1	.677
Total	11	8	48	0					
Opponents	10	8	47	1					

PUNTING	No.	Yds	Avg	Long	TB	FC	I20	Blkd	No.	Yds	Avg	Long	TB	FC	I20	Blkd
JK Scott	18	817	45.4	63	2	8	8	0	143	6551	45.8	73	16	45	67	1
Total	18	817	45.4	63	2	8	8	0								
Opponents	39	1771	45.4	68	2	10	10	0								

KICKOFFS	No.	Yds	Avg	TB	OB	No.	Yds	Avg	TB	OB
Adam Griffith	37	2358	63.7	22	1	220	13805	62.8	101	4
Andy Pappanastos	2	114	57.0	0	0	2	114	57.0	0	0
JK Scott	2	130	65.0	1	0	27	1688	62.5	9	2
Total	41	2602	63.5	23	1					
Opponents	18	1130	62.8	6	2					

SEASON/CAREER STATISTICS

DEFENSE

DEFENSIVE LEADERS	SEASON STATISTICS											CAREER STATISTICS										
	GP	Solo	Ast	Total	TFL	Sacks	Int	PBU	FR	FF	Blk	GP	Solo	Ast	Total	TFL	Sacks	Int	PBU	FR	FF	Blk
Reuben Foster	5	18	17	35	1.5-6	0.5-5	41	81	61	142	12.5-36	3.5-15	.	9	.	.	.
Shaun Dion Hamilton	5	14	11	25	4.0-15	1.0-8	34	28	27	55	5.5-18	1.0-8	.	1	.	.	.
Minkah Fitzpatrick	5	12	10	22	2.0-13	1.5-13	.	3	.	1	.	19	42	25	67	5.0-31	3.5-30	2-88	14	.	1	1
Jonathan Allen	5	11	11	22	4.0-35	4.0-35	.	2	1	.	1	46	56	51	107	33.0-182	22.0-158	.	7	1	3	2
Ronnie Harrison	5	12	5	17	.	.	1-6	.	2	.	.	20	23	11	34	1.0-5	1.0-5	3-47	6	2	1	1
Ryan Anderson	5	6	8	14	5.5-31	3.5-29	.	.	1	2	.	47	40	41	81	26.5-122	14.0-102	.	.	4	4	.
Rashaan Evans	4	11	3	14	1.0-3	1.0-3	.	.	.	1	.	31	29	10	39	7.0-42	6.0-41	.	.	.	1	.
Eddie Jackson	5	10	4	14	1.5-4	.	1-55	2	.	.	.	38	92	28	120	7.5-31	1.0-11	9-303	12	4	3	.
Keith Holcombe	5	8	6	14	1.0-1	.	.	1	.	.	.	20	14	9	23	1.0-1	.	.	2	.	.	1
Dalvin Tomlinson	5	3	11	14	1.0-5	1.0-5	.	2	.	.	.	35	25	49	74	7.0-17	3.0-10	.	8	.	.	.
Marlon Humphrey	5	9	4	13	1.0-3	.	1-18	3	.	1	.	20	44	14	58	4.5-19	.	4-46	11	.	3	.
Anthony Averett	5	12	1	13	1.0-5	.	.	2	.	1	.	6	12	1	13	1.0-5	.	.	2	.	1	.
Dakota Ball	5	6	5	11	1.0-10	0.5-8	30	6	6	12	1.0-10	0.5-8
Tim Williams	5	8	2	10	4.5-27	2.5-22	.	.	.	2	.	39	25	12	37	19.5-152	14.5-124	.	1	.	2	.
Da'Ron Payne	5	4	6	10	1	.	.	20	10	13	23	0.5-3	0.5-3	.	1	1	1	.
Hootie Jones	5	6	2	8	.	.	.	2	.	.	.	21	6	6	12	.	.	.	2	.	.	.
Anfernee Jennings	5	3	4	7	1.0-2	5	3	4	7	1.0-2
Da'Shawn Hand	5	2	5	7	1.0-4	29	13	17	30	9.5-31	5.0-20
Levi Wallace	4	3	2	5	.	.	.	2	.	.	.	4	3	2	5	.	.	.	2	.	.	.
Shyheim Carter	4	4	1	5	4	4	1	5
Christian Miller	5	2	3	5	2.0-12	1.5-10	17	2	3	5	2.0-12	1.5-10	.	1	.	.	.
Aaron Robinson	5	2	2	4	5	2	2	4
Deionte Thompson	5	2	1	3	5	2	1	3
B.J. Emmons	4	1	2	3	4	1	2	3
JK Scott	5	.	2	2	33	.	2	2
Mack Wilson	5	2	.	2	5	2	.	2
Terrell Hall	2	1	1	2	2	1	1	2
Joshua Frazier	4	.	2	2	10	1	5	6
Bo Scarbrough	5	.	1	1	12	.	1	1
T.J. Simmons	5	1	.	1	5	1	.	1
O.J. Smith	1	1	.	1	2	1	1	2
Keaton Anderson	5	.	1	1	5	.	1	1
Raekwon Davis	3	.	1	1	3	.	1	1
Tony Brown	1	.	1	1	27	19	8	27	2.0-11	.	.	3	.	1	.
Total	5	174	135	309	33-176	17-138	3-79	19	5	8	1											
Opponents	5	233	130	363	27.0-101	10-65	1-0	10	4	3	.											

2016 RECAPS AND BOXSCORES

	20/17	SOUTHERN CAL (0-1)	6
	1/1	ALABAMA (1-0)	52

SATURDAY, SEPTEMBER 3 • AT&T STADIUM • ARLINGTON, TEXAS
ATTENDANCE: 81,359 • TV: ABC

ARLINGTON, Texas — True freshman quarterback Jalen Hurts accounted for four touchdowns (two passing, two rushing) while receiver ArDarius Stewart and running back Damien Harris had career-best performances, supplementing a suffocating performance by the Crimson Tide defense to lead the No. 1 ranked University of Alabama football team to a 52-6 victory over the 20th-ranked University of Southern California Trojans before a crowd of 81,359 at AT&T Stadium.

The 46-point margin of victory was the largest Alabama winning margin over a top-20 ranked opponent since a 35-0 win at sixth-ranked Florida in 1991, and was the second-largest victory margin over a top 20 team in Crimson Tide history following only a 55-point win (61-6) over Syracuse in the 1953 Orange Bowl (1952 season). The largest Alabama victory margin ever against a ranked team was a 59-0 win over No. 21 Texas A&M in 2014.

Defensively, Alabama was stifling after allowing a scoring drive to open the game. The Tide was dominant at the line of scrimmage, holding the Trojans to 64 yards rushing on 30 attempts, an average of 2.1 yards per rush. Redshirt freshman cornerback Anthony Averett recorded a team-best eight total tackles, including seven solos. Additionally, cornerback Minkah Fitzpatrick had six tackles and broke up two passes, defensive end Jonathan Allen had two quarterback sacks and the team broke up seven passes, had nine tackles for loss and three sacks. Sophomore cornerback Marlon Humphrey returned an interception for a touchdown in the first half.

	1	2	3	4	Score
Southern Cal	3	0	3	0	6
Alabama	0	17	21	14	52

SCORING SUMMARY

1st	12:28	USC	Boormeester, Ma 47 yd field goal, 6-46 2:32	USC 3 - UA 0
2nd	07:46	UA	A. Stewart 39 yd pass from Jalen Hurts (Adam Griffith kick), 3-36 1:16	USC 3 - UA 7
	03:26	UA	Adam Griffith 29 yd field goal, 7-64 2:59	USC 3 - UA 10
	02:37	UA	Marlon Humphrey 18 yd interception return (Adam Griffith kick)	USC 3 - UA 17
3rd	13:43	UA	A. Stewart 71 yd pass from Jalen Hurts (Adam Griffith kick), 3-75 1:17	USC 3 - UA 24
	10:55	UA	Jalen Hurts 7 yd run (Adam Griffith kick), 4-13 1:52	USC 3 - UA 31
	05:53	UA	Jalen Hurts 6 yd run (Adam Griffith kick), 3-85 1:17	USC 3 - UA 38
	02:34	USC	Boormeester, Ma 41 yd field goal, 8-56 3:10	USC 6 - UA 38
4th	13:11	UA	Bo Scarbrough 2 yd run (Adam Griffith kick), 9-65 4:23	USC 6 - UA 45
	09:25	UA	Gehrig Dieter 45 yd pass from Blake Barnett (Adam Griffith kick), 4-67 1:54	USC 6 - UA 52

	USC	UA
FIRST DOWNS	11	15
RUSHES-YARDS (NET)	30-64	45-242
PASSING YDS (NET)	130	223
Passes Att-Comp-Int	37-18-1	18-12-1
TOTAL OFFENSE PLAYS-YARDS	67-194	63-465
Fumble Returns-Yards	0-0	0-0
Punt Returns-Yards	1-15	2-4
Kickoff Returns-Yards	5-117	1-24
Interception Returns-Yards	1-0	1-18
Punts (Number-Avg)	10-40.3	5-47.0
Fumbles-Lost	2-0	3-1
Penalties-Yards	6-46	4-29
Possession Time	29:17	30:43
Third-Down Conversions	4 of 18	6 of 15
Fourth-Down Conversions	0 of 2	1 of 1
Red-Zone Scores-Chances	1-1	4-4
Sacks By: Number-Yards	3-21	3-20


RUSHING: USC - Jones, Ronald 7-46; Ware, Aca'Cedri 6-22; Darnold, Sam 3-9; Davis, Dominic 2-5; Davis, Justin 7-2; Browne, Max 4-minus 3; Tilbey, Chris 1-minus 17. UA - Damien Harris 9-138; Bo Scarbrough 11-36; Jalen Hurts 9-32; Joshua Jacobs 4-20; B.J. Emmons 6-18; A. Stewart 1-17; Cooper Bateman 1-minus 9; Blake Barnett 4-minus 10.

PASSING: USC - Browne, Max 14-29-1-101; Darnold, Sam 4-8-0-29. UA - Jalen Hurts 6-11-1-118; Blake Barnett 5-6-0-100; Cooper Bateman 1-1-0-5.

RECEIVING: USC - Burnett, Deonta 4-26; Mitchell, Steve 4-22; Rogers, Darreus 2-45; McNamara, Taylo 2-10; Davis, Justin 2-5; Smith-Schuster 1-9; Davis, Dominic 1-6; Petite, Tyler 1-5; Jones, Ronald 1-2. UA - A. Stewart 4-113; O.J. Howard 3-39; Calvin Ridley 2-9; Gehrig Dieter 1-45; Cam Sims 1-12; Brandon Greene 1-5.

INTERCEPTIONS: USC - Marshall, Iman 1-0. UA - Marlon Humphrey 1-18.

FUMBLES: USC - Tilbey, Chris 1-0; Jones, Jack 1-0. UA - Jalen Hurts 1-1; Calvin Ridley 1-0; B.J. Emmons 1-0.

		WKU (1-1)	10
	1/1	ALABAMA (2-0)	38

SATURDAY, SEPTEMBER 10 • BRYANT-DENNY STADIUM • TUSCALOOSA, ALA.
ATTENDANCE: 101,821 • TV: ESPN2

TUSCALOOSA, Ala. — Alabama quarterback Jalen Hurts set a school record for passing yards by a quarterback in a career starting debut, throwing for 287 yards and two touchdowns to lead the top-ranked Crimson Tide football team to a 38-10 victory over the Western Kentucky Hilltoppers before a crowd of 101,821 at Bryant-Denny Stadium on The University of Alabama campus.

In addition to breaking the previous record for passing yards in a starting debut of 285 yards set by Brodie Croyle versus Arkansas on September 28, 2002. Hurts' performance also surpassed the previous Crimson Tide freshman passing yards mark of 167 yards set by Vince Sutton against Tennessee on October 20, 1984.

Tide wide receiver Calvin Ridley's 129 yards and a touchdown on nine catches led all receivers, while receiver ArDarius Stewart had five catches for 90 yards and a touchdown, including a 52-yarder. Running back Damien Harris rushed for 45 yards on 11 carries to lead the Tide on the ground.

Defensively, Alabama was as stingy as ever, allowing the only touchdown of the season with just 46 seconds remaining after WKU recovered a Tide fumble at the Alabama 26-yard line. Linebacker Reuben Foster recorded a team-best six total tackles, including five solos, and Eddie Jackson posted an interception return for a touchdown.

Punter JK Scott averaged 46.4 yards on five punts, placing three inside the Tide 20 and two traveling more than 50 yards with a long of 58.

	1	2	3	4	Score
WKU	3	0	0	7	10
Alabama	10	7	7	14	38

SCORING SUMMARY

1st	09:10	UA	Adam Griffith 36 yd field goal, 5-59 1:59	WKU 0 - UA 3
	08:03	WKU	NUSS, Ryan 25 yd field goal, 5-71 1:07	WKU 3 - UA 3
	00:00	UA	Calvin Ridley 4 yd pass from Jalen Hurts (Adam Griffith kick), 9-67 4:05	WKU 3 - UA 10
2nd	08:59	UA	Eddie Jackson 55 yd interception return (Adam Griffith kick)	WKU 3 - UA 17
3rd	03:48	UA	A. Stewart 8 yd pass from Jalen Hurts (Adam Griffith kick), 8-48 3:00	WKU 3 - UA 24
4th	13:14	UA	Bo Scarbrough 2 yd run (Adam Griffith kick), 10-76 3:56	WKU 3 - UA 31
	04:27	UA	B.J. Emmons 6 yd run (Adam Griffith kick), 11-59 4:44	WKU 3 - UA 38
	00:46	WKU	JACKSON, Lucky 24 yd pass from ECKELS, Drew (NUSS, Ryan kick), 3-26 0:48	WKU 10 - UA 38

	WKU	UA
FIRST DOWNS	12	23
RUSHES-YARDS (NET)	22-23	39-124
PASSING YDS (NET)	216	351
Passes Att-Comp-Int	38-19-2	42-25-0
TOTAL OFFENSE PLAYS-YARDS	60-239	81-475
Fumble Returns-Yards	0-0	0-0
Punt Returns-Yards	2-13	2-15
Kickoff Returns-Yards	3-61	3-63
Interception Returns-Yards	0-0	2-61
Punts (Number-Avg)	8-47.0	5-46.4
Fumbles-Lost	2-0	1-1
Penalties-Yards	2-16	12-84
Possession Time	24:16	35:44
Third-Down Conversions	6 of 16	9 of 18
Fourth-Down Conversions	0 of 1	2 of 2
Red-Zone Scores-Chances	1-1	5-5
Sacks By: Number-Yards	2-15	4-39

RUSHING: WKU - WALES, Anthony 11-44; BAKER, Quinton 4-7; TRIGG, Marquez 2-7; ECKELS, Drew 1-minus 6; WHITE, Mike 3-minus 14; FERGUSON, Tyler 1-minus 15. UA - Damien Harris 11-45; B.J. Emmons 6-41; Jalen Hurts 11-19; Bo Scarbrough 5-19; A. Stewart 2-12; Calvin Ridley 1-6; Derrick Gore 1-1; Robert Foster 1-minus 5; TEAM 1-minus 14.

PASSING: WKU - WHITE, Mike 10-24-1-135; FERGUSON, Tyler 7-10-0-55; ECKELS, Drew 2-3-0-26; FANT, Nacarius 0-1-1-0. UA-Jalen Hurts 23-36-0-287; Blake Barnett 2-6-0-64.

RECEIVING: WKU-TAYLOR, Taywan 9-121; DONATELL, S. 3-20; JACKSON, Lucky 2-45; NORRIS, N. 2-20; JOHNSON, S. 1-9; JOHNSON, Jason 1-2; WALES, Anthony 1-minus 1. UA - Calvin Ridley 9-129; A. Stewart 5-90; Robert Foster 3-13; Gehrig Dieter 2-56; .J. Howard 2-29; Damien Harris 2-14; Trevon Diggs 1-14; Hale Hentges 1-6.

INTERCEPTIONS: WKU - None. UA - Eddie Jackson 1-55; Ronnie Harrison 1-6.

FUMBLES: WKU - TAYLOR, Taywan 1-0; TOWNER, Kylan 1-0. UA - Robert Foster 1-1.

2016 RECAPS AND BOXSCORES



1/1	ALABAMA (3-0, 1-0 SEC)	48
19/17	OLE MISS (1-2, 0-1 SEC)	43

SATURDAY, SEPTEMBER 17 • VAUGHT-HEMINGWAY STADIUM • OXFORD, MISS.
ATTENDANCE: 66,176 • TV: CBS

OXFORD, Miss. — Alabama's top-ranked football team erased a 21-point second-quarter deficit, tying the largest deficit overcome in the program's history by scoring three non-offensive touchdowns, to defeat the 19th-ranked Ole Miss Rebels, 48-43. The win came before a stadium-record crowd of 66,176 (capacity: 64,038) at Vaught-Hemingway Stadium.

The largest crowd ever to attend a college football game in the state of Mississippi witnessed a wild one as the Crimson Tide snapped a two-game losing streak to the Rebels, outscoring Ole Miss by a 45-13 margin after trailing, 24-3, with less than three minutes remaining in the second period. That comeback tied the Alabama football record for the largest deficit overcome in a game. The Tide used a punt return touchdown by Eddie Jackson, a fumble return touchdown by Da'Ron Payne and an interception return by Jonathan Allen to punctuate the victory.

Alabama freshman quarterback Jalen Hurts became the first Tide signal caller to rush for more than 100 yards since Tyler Watts in 2001 (110 vs. Ole Miss on October 13, 2001). Hurts accounted for 146 yards on the ground and threw for 158 more to accumulate 304 yards of total offense on the day. Tide wide receiver Calvin Ridley's 81 yards on eight catches led Tide receivers, while receiver Gehrig Dieter had two catches for 47 yards. Running back Damien Harris rushed for a career-best 144 yards and a touchdown on 16 carries to lead the Tide running backs on the ground.

	1	2	3	4	Score
Alabama	3	14	17	14	48
Ole Miss	7	17	3	16	43

SCORING SUMMARY

1st	13:07	OM	Akeem Judd 23 yd run (Gary Wunderlich kick), 7-75 1:53	UA 0 - OM 7
	05:54	UA	Adam Griffith 32 yd field goal, 17-61 7:13	UA 3 - OM 7
2nd	07:43	OM	Gary Wunderlich 23 yd field goal, 5-50 1:37	UA 3 - OM 10
	04:40	OM	Evan Ingram 63 yd pass from Chad Kelly (Gary Wunderlich kick), 2-80 0:52	UA 3 - OM 17
	02:47	OM	John Youngblood 44 yd fumble recovery (Gary Wunderlich kick)	UA 3 - OM 24
	02:10	UA	Calvin Ridley 6 yd run (Adam Griffith kick), 3-50 0:37	UA 10 - OM 24
	01:05	UA	Eddie Jackson 85 yd punt return (Adam Griffith kick)	UA 17 - OM 24
3rd	11:47	UA	Da'Ron Payne 3 yd fumble recovery (Adam Griffith kick)	UA 24 - OM 24
	06:03	UA	Adam Griffith 30 yd field goal, 10-51 4:24	UA 27 - OM 24
	01:47	OM	Gary Wunderlich 18 yd field goal, 12-74 4:16	UA 27 - OM 27
	00:16	UA	Bo Scarbrough 1 yd run (Adam Griffith kick), 4-75 1:31	UA 34 - OM 27
4th	13:17	OM	Gary Wunderlich 38 yd field goal, 7-54 1:59	UA 34 - OM 30
	07:33	UA	Damien Harris 1 yd run (Adam Griffith kick), 5-58 2:03	UA 41 - OM 30
	05:28	UA	Jonathan Allen 75 yd fumble recovery (Adam Griffith kick)	UA 48 - OM 30
	02:59	OM	D. Stringfellow 5 yd pass from Chad Kelly (Gary Wunderlich kick), 12-78 2:24	UA 48 - OM 37
	02:51	OM	A.J. Brown 37 yd pass from Chad Kelly (Chad Kelly pass failed), 1-37 0:08	UA 48 - OM 43

	UA	OM
FIRST DOWNS	22	23
RUSHES-YARDS (NET)	48-334	33-101
PASSING YDS (NET)	158	421
Passes Att-Comp-Int	31-19-0	40-26-0
TOTAL OFFENSE PLAYS-YARDS	79-492	73-522
Fumble Returns-Yards	2-78	1-44
Punt Returns-Yards	2-95	1-3
Kickoff Returns-Yards	3-79	2-32
Interception Returns-Yards	0-0	0-0
Punts (Number-Avg)	5-38.8	6-51.7
Fumbles-Lost	3-1	2-2
Penalties-Yards	9-75	6-65
Possession Time	35:23	24:37
Third-Down Conversions	7 of 15	5 of 15
Fourth-Down Conversions	0 of 0	0 of 0
Red-Zone Scores-Chances	5-5	3-4
Sacks By: Number-Yards	3-25	1-9

RUSHING: UA - Jalen Hurts 18-146; Damien Harris 16-144; Joshua Jacobs 3-33; Bo Scarbrough 7-13; Calvin Ridley 2-2; TEAM 2-minus 4. OM - Chad Kelly 13-48; Akeem Judd 15-45; Eugene Brazley 3-10; D. Pennamon 1-3.

PASSING: UA - Jalen Hurts 19-31-0-158. OM - Chad Kelly 26-40-0-421.

RECEIVING: UA - Calvin Ridley 8-81; A. Stewart 4-2; Gehrig Dieter 2-47; O.J. Howard 2-24; Damien Harris 2-1; Hale Hentges 1-3. OM - Evan Ingram 9-138; Van Jefferson 6-91; D. Stringfellow 4-87; A.J. Brown 2-48; DaMarkus Lodge 2-32; Q. Adeboyejo 2-22; Eugene Brazley 1-3.

INTERCEPTIONS: UA - None. OM - None.

FUMBLES: UA - Jalen Hurts 2-1; Bo Scarbrough 1-0. OM - Chad Kelly 2-2.



1/1	KENT STATE (1-3)	0
	ALABAMA (4-0)	48

SATURDAY, SEPTEMBER 24 • BRYANT-DENNY STADIUM • TUSCALOOSA, ALA.
ATTENDANCE: 101,821 • TV: SEC NETWORK

TUSCALOOSA, Ala. — Alabama shutout Kent State, 48-0, before a capacity crowd of 101,821 at Bryant-Denny Stadium on the campus of The University of Alabama. A strong start by the Crimson Tide quickly ended any question about the outcome as Alabama racked up a 21-0 lead after one quarter and led, 41-0, at halftime.

Alabama freshman quarterback Jalen Hurts accounted for 218 total yards on the day, passing for 164 yards and rushing for 54 yards. Tide wide receiver Cam Sims had a career-best four catches for 54 yards while tight end O.J. Howard caught three passes for 60 yards and a touchdown. Receiver Trevon Diggs caught three passes for 23 yards and Derek Kief had three catches for 17 yards as 12 Alabama players caught at least one pass and nine players had at least one rushing attempt in the game. Freshman running back Joshua Jacobs rushed for 97 yards on 11 attempts and scored two touchdowns.

Tide linebacker Reuben Foster recorded a team-best seven total tackles, including two solos. As a unit, the Tide defense had three quarterback sacks, five tackles for loss, forced one fumble and was credited with six quarterback hurries.

Alabama punter JK Scott averaged 49.0 yards on two punts, including a long of 53. Placekicker Adam Griffith connected on both field goal attempts, connecting from 28 and 48 yards.

	1	2	3	4	Score
Kent State	0	0	0	0	0
Alabama	21	20	7	0	48

SCORING SUMMARY

1st	12:14	UA	Jalen Hurts 20 yd run (Adam Griffith kick), 8-70 2:46	KENT 0 - UA 7
	06:54	UA	Joshua Jacobs 1 yd run (Adam Griffith kick), 10-79 2:51	KENT 0 - UA 14
	03:39	UA	Joshua Jacobs 24 yd run (Adam Griffith kick), 4-55 1:38	KENT 0 - UA 21
2nd	12:45	UA	Adam Griffith 28 yd field goal, 16-75 5:02	KENT 0 - UA 24
	11:34	UA	Adam Griffith 48 yd field goal, 4-7 1:00	KENT 0 - UA 27
	06:47	UA	O.J. Howard 34 yd pass from Blake Barnett (Adam Griffith kick), 5-61 2:20	KENT 0 - UA 34
	02:14	UA	Xavian Marks 75 yd punt return (A. Pappanastos kick)	KENT 0 - UA 41
3rd	06:14	UA	Mack Wilson 1 yd pass from Jalen Hurts (A. Pappanastos kick), 13-66 6:17	KENT 0 - UA 48

	KENT	UA
FIRST DOWNS	5	26
RUSHES-YARDS (NET)	30-82	46-285
PASSING YDS (NET)	84	217
Passes Att-Comp-Int	16-7-0	34-22-0
TOTAL OFFENSE PLAYS-YARDS	46-166	80-502
Fumble Returns-Yards	0-0	0-0
Punt Returns-Yards	0-0	4-90
Kickoff Returns-Yards	4-57	0-0
Interception Returns-Yards	0-0	0-0
Punts (Number-Avg)	9-46.0	2-49.0
Fumbles-Lost	2-1	0-0
Penalties-Yards	0-0	2-20
Possession Time	26:27	33:33
Third-Down Conversions	1 of 13	6 of 14
Fourth-Down Conversions	1 of 2	2 of 3
Red-Zone Scores-Chances	0-1	4-4
Sacks By: Number-Yards	2-7	3-26

RUSHING: Kent State - RANKIN, Justin 6-52; BOLLAS, George 3-26; WASHINGTON, M. 6-15; HOLLEY, Nick 2-5; PRICE, Kavious 3-3; MATTHEWS, Will 3-3; JAMES, Raekwon 2-2; REARDON, Colin 1-2; MITCHELL, Mylik 4-minus 26. UA - Joshua Jacobs 11-97; Jalen Hurts 7-54; B.J. Emmons 8-51; Derrick Gore 6-45; Bo Scarbrough 3-19; Damien Harris 4-18; Calvin Ridley 1-7; Avery Reid 2-4; TEAM 1-minus 3; Blake Barnett 3-minus 7.

PASSING: Kent State - BOLLAS, George 4-8-0-71; MITCHELL, Mylik 2-7-0-10; REARDON, Colin 1-1-0-3. UA - Jalen Hurts 16-24-0-164; Blake Barnett 4-7-0-55; Cooper Bateman 2-3-0-minus 2.

RECEIVING: Kent State - MATTHEWS, Will 2-43; HOLLEY, Nick 1-25; PRICE, Kavious 1-7; JAMES, Raekwon 1-3; WASHINGTON, M. 1-3; RANKIN, Justin 1-3. UA - Cam Sims 4-54; O.J. Howard 3-60; Trevon Diggs 3-23; Derek Kief 3-17; Joshua Jacobs 2-23; B.J. Emmons 1-17; Gehrig Dieter 1-10; Bo Scarbrough 1-6; Calvin Ridley 1-5; Hale Hentges 1-1; Mack Wilson 1-1; Derrick Gore 1-0.

INTERCEPTIONS: Kent State - None. UA - None.

FUMBLES: Kent State - PRICE, Kavious 2-1. UA - None.

2016 RECAPS AND BOXSCORES



KENTUCKY (2-3, 1-2 SEC) 6
1/1 ALABAMA (5-0, 2-0 SEC) 34

SATURDAY, OCTOBER 1 • BRYANT-DENNY STADIUM • TUSCALOOSA, ALA.
ATTENDANCE: 101,821 • TV: ESPN

TUSCALOOSA, Ala. — Sophomore wide receiver Calvin Ridley had a career-best performance with 11 catches for 174 yards and two scores, and the Crimson Tide defense produced another dominant performance to lead top-ranked Alabama to a 34-6 Homecoming victory over the Kentucky Wildcats in front of a capacity crowd of 101,821 at Bryant-Denny Stadium on the Alabama campus.

Ridley caught scoring passes of 10 and 19 yards from Tide quarterback Jalen Hurts and also had a 46-yard catch to highlight a solid performance by the Alabama offense. Hurts threw for 262 yards and two scores on the night, completing 20 of 33 attempts, while freshman running back Joshua Jacobs rushed for 100 yards on 16 carries and caught three passes for 54 yards on the night. Jacobs' rushing outing marked his first 100-yard rushing performance for the Tide.

Alabama was methodical after falling behind 3-0 early, building a 17-3 halftime lead on Jacobs' one-yard touchdown run and a 55-yard fumble return for a score by Tide linebacker Ronnie Harrison in the second quarter. Ridley's two touchdown catches came in the third quarter, putting the game away at 31-3 entering the final period.

Overall, the Tide gained 488 yards (315 passing and 173 rushing), picked up 25 first downs, and averaged 6.5 yards per play. Kentucky gained 161 yards (89 passing and 72 rushing), along with converting 12 first downs and averaging 2.8 yards per play. Tide linebacker Shaun Dion Hamilton recorded a team-best eight total tackles, including four solos. As a unit, the Tide defense had four quarterback sacks, nine tackles for loss, forced three fumbles and was credited with six quarterback hurries. Tide punter JK Scott punted only once, a boot that traveled 58 yards. Placekicker Adam Griffith connected on two of three field goal attempts, hitting from 44 and 24 yards, missing from 35.

	1	2	3	4	Score
Kentucky	3	0	0	3	6
Alabama	3	14	14	3	34

SCORING SUMMARY

1st	08:52	UK	A. MacGinnis 45 yd field goal, 8-36 2:57	UK 3 - UA 0
	01:15	UA	Adam Griffith 44 yd field goal, 11-35 3:14	UK 3 - UA 3
2nd	09:50	UA	Joshua Jacobs 1 yd run (Adam Griffith kick), 7-61 2:30	UK 3 - UA 10
	06:56	UA	Ronnie Harrison 55 yd fumble recovery (Adam Griffith kick)	UK 3 - UA 17
3rd	10:58	UA	Calvin Ridley 10 yd pass from Jalen Hurts (Adam Griffith kick), 8-78 2:32	UK 3 - UA 24
	04:31	UA	Calvin Ridley 19 yd pass from Jalen Hurts (Adam Griffith kick), 9-76 4:18	UK 3 - UA 31
4th	14:51	UA	Adam Griffith 24 yd field goal, 5-43 1:15	UK 3 - UA 34
	05:09	UK	A. MacGinnis 30 yd field goal, 16-63 9:4	UK 6 - UA 34

	UK	UA
FIRST DOWNS	12	25
RUSHES-YARDS (NET)	36-72	37-173
PASSING YDS (NET)	89	315
Passes Att-Comp-Int	22-13-0	38-25-0
TOTAL OFFENSE PLAYS-YARDS	58-161	75-488
Fumble Returns-Yards	0-0	1-55
Punt Returns-Yards	0-0	2-32
Kickoff Returns-Yards	3-79	2-33
Interception Returns-Yards	0-0	0-0
Punts (Number-Avg)	6-44.7	1-58.0
Fumbles-Lost	3-2	1-1
Penalties-Yards	2-15	4-20
Possession Time	30:13	29:47
Third-Down Conversions	6 of 17	9 of 14
Fourth-Down Conversions	1 of 1	0 of 1
Red-Zone Scores-Chances	1-1	4-5
Sacks By: Number-Yards	2-13	4-28


RUSHING: UK - Jojo Kemp 10-39; Benny Snell 8-38; S. Williams 9-22; Sihiem King 2-minus 1; Stephen Johnson 7-minus 26. UA - Joshua Jacobs 16-100; Jalen Hurts 9-25; Bo Scarbrough 5-21; B.J. Emmons 3-16; Damien Harris 2-11; Calvin Ridley 1-6; TEAM 1-minus 6.

PASSING: UK - Stephen Johnson 13-22-0-89. UA - Jalen Hurts 20-33-0-262; Cooper Bateman 5-5-0-53.

RECEIVING: UK - Garrett Johnson 4-27; T. Richardson 2-24; Sihiem King 2-14; C.J. Conrad 2-10; Greg Hart 1-6; Blake Bone 1-5; S. Williams 1-3. UA - Calvin Ridley 11-174; Joshua Jacobs 3-44; Robert Foster 2-42; Trevon Diggs 2-14; O.J. Howard 2-13; Gehrig Dieter 1-11; Bo Scarbrough 1-9; Damien Harris 1-6; B.J. Emmons 1-3; Cam Sims 1-minus 1.

INTERCEPTIONS: UK - None. UA - None.

FUMBLES: UK - Stephen Johnson 3-2. UA - TEAM 1-1.



JONATHAN ALLEN

DL

Sr. • 6-3 • 294 • 3L

Leesburg, Va./
Stone Bridge

93

SENIOR (2016): Passed on early entry into the NFL Draft and returns for his senior season as one of the nation's best defensive players and most feared pass rushers ... a top candidate for the Lombardi and Ted Hendricks Award ... also selected to the Nagurski Trophy, Bednarik Award and Lott IMPACT Trophy Watch Lists ... has 22 tackles with a team-high four quarterback hurries and one fumble recovery for 75 yards and a score ... has also accumulated a team-leading 4.0 sacks (-35 yards) and leads the team in yards lost ... his four sacks is tied for fourth in the SEC ... selected as the SEC Defensive Player of the Week for his performance against USC ... named one of the UA coaching staff's players of the week on defense for his performances against USC and Western Kentucky. **USC:** Finished the season-opener with four unassisted tackles, including a team-high 2.0 sacks (-15 yards) ... also broke up two passes from the line ... the multi-sack game was the sixth such instance of his career ... helped limit the Trojan offense to only 194 yards of total offense. **Western Kentucky:** Wrapped up the game with three tackles, including one sack (-13 yards) ... also blocked a field goal for the Crimson Tide ... helped limit WKU to only 239 yards and only 23 on the ground. **Ole Miss:** Totaled four tackles with a quarterback hurry ... also recovered a fumble from the Rebel quarterback that he returned 75 yards for a score ... his score was Alabama's final of the day and set the Tide at 48 points, enough to secure the victory in Oxford ... the fumble return was one of the Tide's three non-offensive touchdowns on the afternoon. **Kent State:** Collected three tackles in a half of play ... helped limit the Golden Flashes to only 166 yards of total offense, including 82 yards rushing. **Kentucky:** Set a career-high mark for tackles with eight, six of which were unassisted, while adding his fourth sack of the season (-7 yards) ... played a key role in holding the Wildcat offense to only 161 yards of total offense on the night.

ALLEN'S CAREER STATISTICS													
Tackles							Fumbles						
Year	G-S	TT	UT	AT	TFL	QBH	Sacks	FF	FR	PBU	INT		
2013	12-0	16	10	6	3-11	1	0.5-5	1	0	0	0-0		
2014	14-12	33	16	17	11.5-44	7	5.5-30	0	0	1	0-0		
2015	15-11	36	19	17	14.5-92	6	12-88	2	0	4	0-0		
2016	5-5	22	11	11	4-35	4	4-35	0	1-75	2	0-0		
Total	46-28	107	56	51	33-182	18	22-158	3	1-75	7	0-0		

ALLEN'S CAREER BESTS

Tackles..... 8 vs. Kentucky, 2016

Tackles for Loss..... 4.0 at Texas A&M, 2015

Yards Lost..... 17 (twice); last at Mississippi State, 2015

Sacks..... 3.0 at Mississippi State, 2015

Yards Lost..... 17 at Mississippi State, 2015

Quarterback Hurries..... 3 vs. Western Kentucky, 2015

Forced Fumbles..... 1 (three times); last at Miss. State, 2015

Fumble Recoveries..... 1 at Ole Miss, 2016

Return Yards..... 75 at Ole Miss, 2016

Touchdowns (fumble recovery)..... 1 at Ole Miss, 2016

Blocked Field Goal..... 1 vs. Western Kentucky, 2016

Blocked Point After Touchdown..... 1 at Arkansas, 2014



KEATON ANDERSON

LB

R-Fr. • 6-1 • 215 • RS


Florence, Ala./
Florence

31

REDSHIRT FRESHMAN (2016): A versatile linebacker who redshirted a season ago ... fills a key role on special teams ... made his first career appearance and has seen action in every game this season ... recorded his first career tackle against Western Kentucky on punt coverage ... named one of the UA coaching staff's special teams players of the week for his game against Kentucky.

ANDERSON'S CAREER STATISTICS													
Tackles							Fumbles						
Year	G-S	TT	UT	AT	TFL	QBH	Sacks	FF	FR	PBU	INT		
2016	5-0	1	0	1	0-0	0	0-0	0	0	0	0-0		

ANDERSON'S CAREER BESTS	
Tackles.....	1 vs. Western Kentucky, 2016



RYAN ANDERSON

LB

R-Sr. • 6-2 • 253 • 3L

Daphne, Ala./
Daphne

22

SENIOR (2016): An outside linebacker who is in his fifth season in the program ... came into his own as a junior in 2015 and enters his senior season as a leader on the Alabama defense ... a pass-rushing threat and disruptive force for the Crimson Tide ... has 14 total tackles, including a team-high tying-leading 5.5 tackles for a loss (-31 yards) ... collected 3.5 sacks (-29 yards) to rank second on the squad ... also added two quarterback hurries, a pair of forced fumbles and one fumble recovery ... tabbed to the Butkus and Lombardi Award Watch Lists ... named one of the UA coaching staff's defensive players of the week following his game at Ole Miss. **USC:** Registered four tackles, with one for a loss (-5 yards) ... helped limit the Trojan offense to only 194 yards and no offensive touchdowns. **Western Kentucky:** Was dominant on the outside, notching a team-leading 1.5 tackles for a loss (-8 yards) ... added half a sack (-7 yards) as part of his three tackles on the day ... also added one quarterback hurry ... helped limit the Hilltoppers to 239 yards of offense, including 23 on the ground. **Ole Miss:** Collected three tackles, including one sack (-8 yards) that resulted in a fumble ... Da'Ron Payne returned the Rebel fumble from three yards out to even the score at 24-24 after the Tide trailed by 21 at one point in the first half. **Kent State:** Finished his half of play with one tackle, including half a sack (-4 yards) ... helped limit the Golden Flashes to only 166 yards of total offense. **Kentucky:** Registered 1.5 tackles for a loss (-6 yards) as part of his three stops ... notched one quarterback hurry ... added half a sack (-5 yards) that forced a key turnover with his forced fumble and recovery of the Wildcat quarterback in the first quarter ... the turnover led to the Tide's first points of the game, a field goal from Adam Griffith ... part of the Tide's pressure that helped limit the Wildcat passing attack to only 89 yards through the air.

ANDERSON'S CAREER STATISTICS													
Tackles							Fumbles						
Year	G-S	TT	UT	AT	TFL	QBH	Sacks	FF	FR	PBU	INT		
2013	13-0	5	2	3	1.5-4	1	1.5-4	0	0	0	0-0		
2014	14-0	25	11	14	8-37	9	3-28	0	1-3	0	0-0		
2015	15-0	37	21	16	11.5-50	9	6-41	2	2-0	0	0-0		
2016	5-5	14	6	8	5.5-31	2	3.5-29	2	1-0	0	0-0		
Total	47-5	81	40	41	26.5-122	21	14-102	4	4-3	0	0-0		

ANDERSON'S CAREER BESTS

Tackles 6 vs. Texas A&M, 2014

Tackles for Loss . . 2.0 (three times); last vs. Michigan State, 2015

Yards Lost 15 vs. FAU, 2014

Quarterback Hurries 3 (twice); last vs. Florida, 2015


Sacks 2 at Mississippi State, 2015

Kick Returns 1 at Auburn, 2013

Return Yards 11 at Auburn, 2013

Forced Fumbles 1 (four times); last vs. Kentucky, 2016

Fumble Recoveries . . 1 (four times); last vs. Kentucky, 2016



ANTHONY
AVERETT

DB

R-Jr. • 6-0 • 180 • 1L

Woodbury, N.J./
Woodbury

28

JUNIOR (2016): A speedy defensive back who provides depth in the Alabama secondary ... totaled 13 stops on the season, including 12 solo tackles to tie for third on the team ... also has one tackle for a loss (-5 yards), a forced fumble and a pair of pass breakups. **USC:** Contributed in a big way, making a team-high and career-high eight tackles as the first defensive back off the bench against the Trojans ... helped hold the Trojans to only 130 yards through the air. **Western Kentucky:** Made his first career start at corner, finishing with two tackles on the afternoon. **Ole Miss:** Started his second consecutive game, notching one tackle and a team-high tying two pass breakups against the Rebels. **Kent State:** Totaled one tackle for a loss (-5 yards) while forcing a fumble ... helped limit the Golden Flashes to only 84 yards through the air. **Kentucky:** Finished with one solo tackle on the night ... provided coverage in the secondary to limit the Wildcats to 89 yards passing.

AVERETT'S CAREER STATISTICS												
Year	Tackles					Fumbles						
	G-S	TT	UT	AT	TFL	QBH	Sacks	FF	FR	PBU	INT	
2014	1-0	--	--	--	--	--	--	--	--	--	--	--
2015	6-0	2	1	1	0-0	0	0-0	0	0	0	0	0
2016	5-4	13	12	1	1-5	0	0-0	1	0	2	0	0
Total	12-4	15	13	2	1-5	0	0-0	1	0	2	0	0

AVERETT'S CAREER BESTS												
Tackles	8 vs. USC, 2016											
Pass Breakups	2 at Ole Miss, 2016											
Tackles for Loss	1 vs. Kent State, 2016											
Yards Lost	5 vs. Kent State, 2016											



DAKOTA
BALL

DL

R-Sr. • 6-3 • 268 • 2L

Lindale, Ga./
Pepperell

44

SENIOR (2016): Moved into the rotation along the defensive front after spending last season as a tight end/H back ... totaled 11 tackles on the season with one for a loss (-10 yards) and half a sack (-8 yards) ... also added one quarterback hurry. **USC:** Entered in a reserve role along the defensive line, making one solo stop on the night. **Western Kentucky:** Finished with a career-high five tackles, including half a sack (-8 yards) ... his five tackles tied for the second most against the Hilltoppers. **Ole Miss:** Collected one tackle and a quarterback hurry in a reserve role along the defensive line. **Kent State:** Registered three tackles, including half of a tackle for a loss (-2 yards) in a half of play against the Golden Flashes. **Kentucky:** Finished with one tackle against the Wildcats.

Year	Tackles					Fumbles						
	G-S	TT	UT	AT	TFL	QBH	Sacks	FF	FR	PBU	INT	
2013	1-0	--	--	--	--	--	--	--	--	--	--	--
2014	12-0	--	--	--	--	--	--	--	--	--	--	--
2015	12-2	1	0	1	0-0	0	0-0	0	0	0	0	0
2016	5-0	11	6	5	1-10	1	0.5-8	0	0	0	0	0
Total	30-2	12	6	6	1-10	1	0.5-8	0	0	0	0	0

BALL'S CAREER BESTS												
Tackles	5 vs. Western Kentucky, 2016											
Tackles for Loss	0.5 (twice); last vs. Kent State, 2016											
Yards Lost	8 vs. Western Kentucky, 2016											
Quarterback Hurries	1 at Ole Miss, 2016											
Sacks	0.5 vs. Western Kentucky, 2016											
Yards Lost	8 vs. Western Kentucky, 2016											



COOPER
BATEMAN

QB

R-Jr. • 6-3 • 224 • 2L

Murray, Utah/
Cottonwood

18

JUNIOR (2016): The most veteran of the Crimson Tide quarterbacks ... slotted as the backup signal-caller ... is 8-for-9 with 56 yards passing on the season ... also serves as the team's primary holder on field goals and extra point attempts. **USC:** Resumed his holding duties on special team and entered late in the game at quarterback for the Crimson Tide ... finished 1-of-1 for five yards through the air. **Western Kentucky:** Did not see time under center but resumed his duties as the holder on field goals and PATs. **Ole Miss:** Held for Adam Griffith's six extra points along with a pair of field goals. **Kent State:** Entered the game at quarterback and finished 2-of-3 on the afternoon ... also resumed his duties at holder. **Kentucky:** Entered in relief

duty late in the game at quarterback ... finished a perfect 5-of-5 for a season-high 53 yards passing ... tossed a long play of 27 yards.

BATEMAN'S CAREER STATISTICS												
Year	Passing					Rushing						
	G-S	Com-Att-Int	Pct.	Yds	TD	LP	No.	Yds	Avg.	TD	LP	
2014	14-0	0-0-0	--	--	--	--	--	--	--	--	--	--
2015	15-1	37-52-2	72.5	291	1	31	5	8	1.6	0	6	6
2016	5-0	8-9-0	88.9	56	0	27	1	-9	0.0	0	0	0
Total	34-1	45-61-2	73.7	347	1	31	6	-1	0.0	0	6	6

BATEMAN'S CAREER BESTS												
Completions	11 vs. Middle Tennessee, 2015											
Attempts	17 vs. Middle Tennessee, 2015											
Passing Yards	98 vs. Middle Tennessee, 2015											
Long Pass	31 vs. Middle Tennessee, 2015											
Rushes	2 (twice); last vs. Middle Tennessee, 2015											
Rushing Yards	6 vs. Middle Tennessee, 2015											
Long Run	6 (twice); last vs. Middle Tennessee, 2015											



BRADLEY
BOZEMAN


OL

R-Jr. • 6-5 • 312 • 2L

Roanoke, Ala./
Handley

75

JUNIOR (2016): Earned the starting job at center in 2016 ... started all five games ... helps the offense rank ninth nationally in scoring offense (44.0 ppg), 26th in rushing offense (231.6 ypg) and 30th in total offense (484.4 ypg) ... blocked for four 100-yard rushing games — two from Damien Harris and one from Jalen Hurts and Joshua Jacobs ... named one of the UA coaching staff's offensive players of the week for his performance at Ole Miss. **USC:** Graded out at 80 percent with two knockdown blocks in the Tide's victory over the Trojans ... did not allow a pressure or a sack ... opened holes for 242 rushing yards, including 138 yards from sophomore running back Damien Harris. **Western Kentucky:** Started and provided time for Jalen Hurts and Blake Barnett to throw for 351 yards and two touchdowns ... did not allow a sack or a hurry and graded out at 80 percent ... had one knockdown block. **Ole Miss:** Earned offensive player of the week honors for his play in Oxford ... graded out at 86 percent with three knockdown blocks ... did not allow a sack or a hurry ... opened holes for 334 yards rushing with 146 from Hurts and 144 from Harris. **Kent State:** Helped the Crimson Tide rush for 285 yards on the ground and produce 502 yards of total offense ... opened holes for 97 yards rushing by freshman Joshua Jacobs ... graded out at 83 percent and recorded three knockdowns. **Kentucky:** Graded out at a team-high 90 percent with two knock down blocks ... cleared a path for 100 rushing yards for Jacobs and 173 for the team ... helped provide time for 315 passing yards on 65.8 percent passing by the UA quarterbacks ... did not allow a sack or a hurry and did not commit a penalty.



TONY BROWN

DB

Jr. • 6-0 • 194 • 2L

Beaumont, Texas/
Ozen

7


JUNIOR (2016): Returns to the Crimson Tide lineup after serving a four-game suspension to start the season ... has played in 27 career games ... earned first team All-America honors in track and field in the spring of 2015 in the 4x400 meter relay. **Kentucky:** Made his first appearance on the field in 2016 after serving a four-game suspension ... made one tackle on kickoff coverage against the Wildcats.

BROWN'S CAREER STATISTICS

Year	Tackles					Fumbles						
	G-S	TT	UT	AT	TFL	QBH	Sacks	FF	FR	PBU	INT	
2014	13-2	10	7	3	1-6	1	0-0	0	0	1	0	
2015	13-0	16	12	4	1-5	0	0-0	1	0	2	0	
2016	1-0	1	0	1	0-0	0	0-0	0	0	0	0	
Total	27-2	27	19	8	2-11	1	0-0	1	0	3	0	

BROWN'S CAREER BESTS

Tackles 3 vs. Florida, 2014
Tackles for Loss 1 vs. Florida, 2014
Yards Lost 6 vs. Florida, 2014
Forced Fumbles 1 vs. Florida, 2016
Pass Breakups 2 at Mississippi State, 2015
Quarterback Hurries 1 vs. Texas A&M, 2014



SHYHEIM CARTER

DB

Fr. • 6-0 • 190 • HS

Kentwood, La./
Kentwood

5

FRESHMAN (2016): One of the top defensive back recruits coming out of high school a year ago. **USC:** Saw time against the Trojans but did not record any stats. **Western Kentucky:** Entered late in the game on defense but did not come away with any tackles. **Ole Miss:** Played significant minutes as a reserve in the defensive secondary for the Crimson Tide ... registered five tackles, including four unassisted stops. **Kent State:** Played most of the second half in the Crimson Tide secondary but did not record any stats.

CARTER'S CAREER STATISTICS

Year	Tackles					Fumbles						
	G-S	TT	UT	AT	TFL	QBH	Sacks	FF	FR	PBU	INT	
2016	4-0	5	4	1	0-0	0	0	0	0	0	0-0	

CARTER'S CAREER BESTS

Tackles 5 at Ole Miss, 2016



DAVID CORNWELL

QB

R-So. • 6-5 • 234 • SQ

Norman, Okla./
Norman North

12

SOPHOMORE (2016): A talented signal-caller who serves as one of the Tide's backups. **Kent State:** Entered late in the game for his first career action ... handed the ball off to run out the game clock.



LESTER COTTON

OL

So. • 6-4 • 319 • 1L

Tuscaloosa, Ala./
Central

66

SOPHOMORE (2016): A talented sophomore who has gained valuable experience as both a starter and reserve in 2016 ... started the Crimson Tide's first two games at left guard this season and has come off the bench in three other games (Ole Miss, Kent State and Kentucky). **USC:** Played 59 snaps at left guard with one knockdown block ... did not allow a pressure or a sack ... opened holes for 242 rushing yards, including 138 yards from sophomore running back Damien Harris. **Western Kentucky:** Started and provided time for Jalen Hurts and Blake Barnett to throw for 351 yards and two touchdowns ... did not allow a sack. **Kent State:** Came off the bench to play 25 snaps against the Golden Flashes, helping the Tide rush for 285 yards.



RAEKWON DAVIS

DL

Fr. • 6-7 • 315 • HS

Meridian, Miss./
Meridian

99

FRESHMAN (2016): A highly touted defensive line recruit from the state of Mississippi. **Western Kentucky:** Saw his first career action against the Hilltoppers but did not record any stats. **Ole Miss:** Entered on special teams but did not record any stats. **Kent State:** Played in his third consecutive game, recording his first career tackle against the Golden Flashes.

DAVIS' CAREER STATISTICS

Year	Tackles					Fumbles						
	G-S	TT	UT	AT	TFL	QBH	Sacks	FF	FR	PBU	INT	
2016	3-0	1	0	1	0-0	0	0	0	0	0	0-0	

DAVIS' CAREER BESTS

Tackles 1 vs. Kent State, 2016



GEHRIG DIETER

WR

Sr. • 6-3 • 207 • TR

South Bend, Ind./
Washington/Bowling Green

11

SENIOR (2016): Transferred from Bowling Green after a standout final season with the Falcons ... joins one of the top receiving corps in the nation ... has seven catches for 169 yards and a touchdown to average a team-leading 24.1 yards per catch ... all seven of his receptions have gone for a first down or a touchdown ... named to the Biletnikoff Award Preseason Watch List. **USC:** Hauled in one catch, a touchdown strike from 45 yards out, on his first night as a member of the Crimson Tide. **Western Kentucky:** Made his first career start as a member of the Crimson Tide ... caught a pair of passes for 56 yards with a long of 40. **Ole Miss:** Caught a pair of passes for 47 yards with a long of 30 ... helped block on the outside for the Crimson Tide's 334 yards rushing. **Kent State:** Recorded one catch for a gain of 10 yards and a first down in one half of play against the Golden Flashes. **Kentucky:** Registered one catch for 11 yards to go for a Crimson Tide first down.

DIETER'S STATISTICS (AT ALABAMA)

Year	G-S	Rushing				Receiving			
		Att	Yds	Avg.	TD	LP	Rec	Yds	Avg.
2016	5-4	0	0	0.0	0	--	7	169	24.1

DIETER'S CAREER BESTS (AT ALABAMA)

Receptions 2 (twice); last at Ole Miss, 2016
Receiving Yards 56 vs. Western Kentucky, 2016
Long Reception 45 vs. USC, 2016
Touchdowns 1 vs. USC, 2016



TREVON DIGGS

WR/DB

Fr. • 6-2 • 195 • HS

Gaithersburg, Md./Avalon School

7

FRESHMAN (2016): One of the top defensive back recruits coming out of Maryland ... a versatile athlete, has seen time on both offense and defense while returning kickoffs and punts ... returned seven of the Tide's nine kickoff returns for 166 yards to average 23.7 yards per return with a long return of 41 ... also has a pair of punt returns for 15 yards with a long of 13 ... has six receptions for 51 yards to average 8.5 yards per catch with a long of 17. **USC:** Was part of the back line on return team to start the game, taking the Trojans' first kickoff for a return of 24 yards ... also saw time in the defensive secondary by game's end. **Western Kentucky:** Resumed kickoff return duties while seeing time at punt returner and on offense ... returned three kickoffs for 63 yards with a long of 24 ... brought back two punts for 15 yards with 13 being his longest ... caught his first career pass, a 14-yard reception from Jalen Hurts for a first down. **Ole Miss:** Returned three kickoffs for 79 yards with a season high of 41 yards on his second return of the day ... also saw time in the defensive secondary late in the game. **Kent State:** Registered a season-high three catches for 23 yards with a long reception of 17 ... did not return any kickoffs as the Golden Flashes lone kick of the day was a short one for a fair catch at the Alabama 29. **Kentucky:** Caught two passes for 14 yards with a long of nine ... also saw time on special teams against the Wildcats.

DIGGS' CAREER STATISTICS												
Tackles							Fumbles					
Year	G-S	TT	UT	AT	TFL	QBH	Sacks	FF	FR	PBU	Int	
2016	5-0	0	0	0	0	0	0	0	0	0	0	0-0

Rushing							Receiving					
Year	G-S	Att	Yds	Avg.	LP		Rec	Yds	Avg.	TD	LP	
2016	5-0	0	0	0.0	0	--	6	51	8.5	0	17	

KICKOFF RETURNS						
Year	G	No.	Yards	Avg.	TD	LP
2016	5	7	166	23.7	0	41

PUNT RETURNS						
Year	G	No.	Yards	Avg.	TD	LP
2016	5	2	15	7.5	0	13

DIGGS' CAREER BESTS

Receptions	3 vs. Kent State, 2016
Receiving Yards	23 vs. Kent State, 2016
Long Reception	17 vs. Kent State, 2016
Kickoff Returns	3 (twice); last at Ole Miss, 2016
Kickoff Return Yards	79 at Ole Miss, 2016
Long Kickoff Return	41 at Ole Miss, 2016
Punt Returns	2 vs. Western Kentucky, 2016
Punt Return Yards	15 vs. Western Kentucky, 2016
Long Punt Return	13 vs. Western Kentucky, 2016



B.J. EMMONS

RB

Fr. • 6-0 • 206 • HS

Morganton, N.C./Freedom

21

FRESHMAN (2016): The top running back recruit nationally coming out of high school ... rushed 23 times for 128 yards and one score with a long play of 17 ... also registered two receptions for 20 yards with a 17-yard reception for his long ... totaled three tackles on kickoff coverage to lead the Tide. **USC:** Earned playing time in the Crimson Tide backfield and also on special teams ... finished his time on offense with six rushes for 18 yards with a long of six yards ... added one tackle on kickoff return. **Western Kentucky:** Rushed six times for 41 yards with his first career touchdown ... had a long rush of 14 yards ... also added his second special teams tackle of the season on kickoff coverage. **Kent State:** Totaled career-highs with eight rushes for 51 yards ... had a career-long rush of 17 yards against the Golden Flashes ... hauled in his first catch of the season, going for 17 yards and a first down ... added his third tackle of the season on kickoff coverage. **Kentucky:** Registered three rushes for 16 yards with a long of eight ... also caught one pass for three yards against the Wildcats.

EMMONS' CAREER STATISTICS												
Rushing							Receiving					
Year	G-S	Att	Yds	Avg	TD	LP	Rec	Yds	Avg	TD	LP	
2016	4-0	23	126	5.5	1	17	2	20	10.0	0	17	

EMMONS' CAREER BESTS	
Rushes	8 vs. Kent State, 2016
Yards	51 vs. Kent State, 2016
Long Rush	17 vs. Kent State, 2016
Touchdowns	1 vs. Western Kentucky, 2016
Receptions	1 (twice); last vs. Kentucky, 2016
Receiving Yards	17 vs. Kent State, 2016
Long Reception	17 vs. Kent State, 2016



RASHAAN EVANS

LB

Jr. • 6-3 • 230 • 2L

Auburn, Ala./Auburn


32

JUNIOR (2016): Made the move to the inside during the fall after spending the previous two seasons on the outside ... has 14 total tackles with one sack (-3 yards) and a forced fumble. **USC:** Was limited in practice during game week, forcing him into a limited role ... still managed to finish with a career-high four unassisted tackles by night's end. **Western Kentucky:** Entered after the first quarter and finished with three total tackles against the Hilltoppers ... helped limit the WKU ground attack to only 23 yards.

Ole Miss: Finished with a pair of tackles against the Rebels ... played significant minutes at middle linebacker following the loss of Reuben Foster for the majority of the second half. **Kentucky:** Set a career high for tackles with five stops against the Wildcats, registering one sack (-3 yards) in the process ... pressured the quarterback once and forced the first fumble of his career ... the fumble was recovered by Ronnie Harrison and returned 55 yards for Alabama's second touchdown of the evening.

EVANS' CAREER STATISTICS												
Tackles							Fumbles					
Year	G-S	TT	UT	AT	TFL	QBH	Sacks	FF	FR	PBU	Int	
2014	13-0	15	11	4	2-11	3	1-10	0	0	0	0	0-0
2015	14-0	10	7	3	4-28	3	4-28	0	0	0	0	0-0
2016	4-0	14	11	3	1-3	1	1-3	1	0	0	0	0-0
Total	31-0	39	29	10	7-42	7	6-41	1	0	0	0	0-0

EVANS' CAREER BESTS	
Tackles	5 vs. Kentucky, 2016
Sacks	2 vs. Clemson, 2015
Yards Lost	14 vs. Clemson, 2015
Tackles for Loss	2 vs. Clemson, 2015
Yards Lost	14 vs. Clemson, 2015
Forced Fumbles	1 vs. Kentucky, 2016



RAHEEM FALKINS

WR

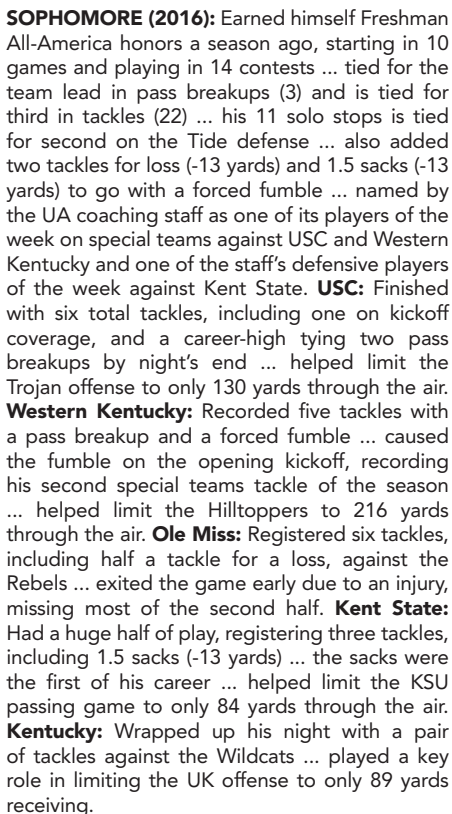
R-Jr. • 6-4 • 202 • 2L

New Orleans, La./G.W. Carver

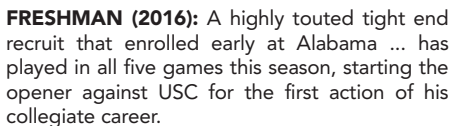
80

JUNIOR (2016): Looks to play a role in a deep Crimson Tide receiving group ... returns after sitting out last season due to an injury that resulted in a medical redshirt ... has seen time in all four games this season but has yet to record any stats.

FALKINS' CAREER STATISTICS												
Rushing							Receiving					
Year	G-S	Att	Yds	Avg.	TD	LP	Rec	Yds	Avg.	TD	LP	
2013	7-0	0	0	0.0	0	--	0	0	0.0	0	--	
2014	8-0	0	0	0.0	0	--	0	0	0.0	0	--	
2015	SAT OUT THE SEASON DUE TO INJURY											
2016	4-0	0	0	0.0	0	--	0	0	0.0	0	--	
Total	18-0	0	0	0.0	0	--	0	0	0.0	0	--	



FITZPATRICK'S CAREER BESTS	
Tackles	7 vs. ULM, 2015
Yardage for Loss	1.5 vs. Kent State, 2016
Tackles Lost	13 vs. Kent State, 2016
Sacks	1.5 vs. Kent State, 2016
Yards Lost	1.5 vs. Kent State, 2016
Forced Fumbles	1 vs. Western Kentucky, 2016
Pass Breakups	2 (three times); last vs. USC, 2016
Quarterback Hurries	1 at Auburn, 2015
Interceptions	2 at Texas A&M, 2015
Touchdowns	2 (interception returns); at Texas A&M 2015
Blocked Punt	1 at Georgia, 2015



**REUBEN
FOSTER**

LB

Sr. • 6-1 • 240 • 3L

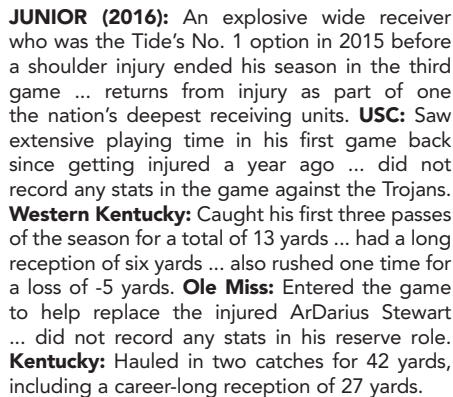
Auburn, Ala./
Auburn

10


SENIOR (2016): An instinctive linebacker who leads the Alabama linebacker group as a senior ... selected to the Bednarik, Butkus, Nagurski and Lombardi Award Preseason Watch Lists ... leads the Crimson Tide with 35 tackles, 17 of which are solo stops to lead the team in that category ... his 35 stops is tied for 11th in the SEC ... 26 of his tackles have come against the rush to lead the team ... named as one of the UA coaching staff's defensive players of the week for his performances against USC, at Ole Miss and against Kentucky. **USC:** Delivered some huge hits as part of his four tackles, including one for a loss ... helped captain a defensive front seven that limited the Trojans to only 64 yards rushing. **Western Kentucky:** Registered a team-high six tackles, five of which were unassisted ... added one quarterback hurry ... helped limit the high-powered Hilltopper offense to only 239 yards. **Ole Miss:** Collected a career-high and team-leading 12 tackles against the Rebels ... seven of his stops came in the first half while he collected five in shortened action in the second half ... playing time was cut short due to cramping that forced him to miss part of the final two quarters. **Kent State:** Notched a team-leading seven stops against the Golden Flashes ... added half a tackle for a loss (-5 yards) ... helped limit the KSU offense to only 166 total yards. **Kentucky:** Finished with six stops against the Wildcats ... added one quarterback hurry ... played a key role in holding the Wildcat offense to only 161 total yards on the night.

FOSTER'S CAREER BESTS

Tackles 12 at Ole Miss, 2016
Tackles for Loss 2 (twice); last vs. Florida, 2015
Yards Lost 8 vs. Tennessee, 2015
Pass Breakups 2 (twice); last at Mississippi State, 2015
Sacks 1 (three times); last vs. Florida, 2015
Yards Lost 6 vs. Tennessee, 2015
Quarterback Hurries 2 at Mississippi State, 2015

FOSTER'S CAREER BESTS

Receptions. . . 4 (three times); last vs. Middle Tennessee, 2015
 Receiving Yards 50 vs. Wisconsin, 2015
 Long Reception 27 vs. Kentucky, 2016
 Touchdowns. 1 (twice); last vs. Middle Tennessee, 2015



JOSHUA FRAZIER

DL

Jr. • 6-4 • 315 • 2L

69

Springdale, Ark./Har-Ber

JUNIOR (2016): One of the key reserves along the Crimson Tide defensive front ... seen time in four of the Tide's five games this season (USC, Ole Miss, Kent State, Kentucky), registering a career-high two tackles in Oxford.

FRAZIER'S CAREER STATISTICS

Year	Tackles					Fumbles				
	G-S	TT	UT	AT	TFL	OBH	Sacks	FF	FR	PBU
2014	6-0	1	1	0	1-12	0	1-12	0	0	0
2015	6-0	4	1	3	0-0	0	0-0	0	0	0
2016	4-0	2	0	2	0-0	0	0-0	0	0	0
Total	15-0	7	2	5	1-12	0	1-12	0	0	0

FRAZIER'S CAREER BESTS

Tackles 2 at Ole Miss, 2016
Tackles for Loss 1 vs. Western Carolina, 2014
Yards Lost 12 vs. Western Carolina, 2014
Sacks 1 vs. Western Carolina, 2014
Yards Lost 12 vs. Western Carolina, 2014



DERRICK GORE

RB

Jr. • 5-11 • 212 • 1L

27

Syracuse, N.Y./Milford Academy/Coffeyville C.C.

JUNIOR (2016): Arrived before the start of the 2015 season and provided needed depth and talent at running back, carrying six times in his first season on campus ... has seven rushes for 46 yards to average 6.6 yards per carry this season ... also has one reception. **Western Kentucky:** Made his first appearance of the season, rushing once for a one-yard gain. **Ole Miss:** Saw time on special teams, helping to block for Eddie Jackson's 85-yard punt return. **Kent State:** Registered career highs in rushes with six and yards (45) with a long rush of 20 against the Golden Flashes ... also had one reception for no gain. **Kentucky:** Continued his special teams duties, but did not record any stats.

GORE'S CAREER STATISTICS

Year	Rushing					Receiving				
	G-S	Att	Yds	Avg	TD	LP	Rec	Yds	Avg	TD
2015	7-0	6	15	2.5	0	8	0	0	0.0	0
2016	4-0	7	46	6.6	0	20	1	0	0.0	0
Total	10-0	13	61	4.7	0	20	1	0	0.0	0

GORE'S CAREER BESTS

Rushes 6 vs. Kent State, 2016
Yards 45 vs. Kent State, 2016
Long Rush 20 vs. Kent State, 2016
Receptions 1 vs. Kent State, 2016



BRANDON GREENE

TE

R-Sr. • 6-5 • 307 • 3L

89

Ellenwood, Ga./Cedar Grove

SENIOR (2016): Moved to strictly playing tight end after spending parts of the past few seasons split between offense and defense. **USC:** Hauled in one catch for five yards against the Trojans while helping block for the Crimson Tide's 242 yards rushing. **Western Kentucky:** Entered in the game as a blocking end on offense ... helped Alabama rush for 124 yards on the ground. **Ole Miss:** Saw time on both special teams and along the offensive front ... helped provide the blocks for the Crimson Tide's season-high 334 yards rushing. **Kent State:** Entered along the offensive front to help provide blocks for the Tide's 285 rushing yards on the day. **Kentucky:** Split time on offense and special teams but did not record any stats.

GREENE'S CAREER STATISTICS

Year	Rushing					Receiving				
	G-S	Att	Yds	Avg	TD	LP	Rec	Yds	Avg	TD
2013	13-1	0	0	0	0	--	0	0	0	0
2014	11-1	0	0	0	0	--	1	24	24.0	0
2015	15-1	0	0	0	0	--	0	0	0	0
2016	5-0	0	0	0	0	--	1	5	5.0	0
Total	41-3	0	0	0	0	--	2	29	14.5	0

GREENE'S CAREER BESTS

Receptions 1 (twice); last vs. USC, 2016
Receiving Yards 24 at LSU, 2014
Long Reception 24 at LSU, 2014



ADAM GRIFFITH

PK

R-Sr. • 5-10 • 193 • 3L

99

Calhoun, Ga./Calhoun

SENIOR (2016): The Crimson Tide's primary place-kicker each of the last three years ... returns for his senior season looking to cement himself in the Alabama record books ... added to the Lou Groza Award Preseason Watch List, an honor that goes to the nation's top kicker ... leads the Tide with 50 points after going a perfect 26-of-26 on PATs and 8-of-11 on field goals thus far ... selected as one of the UA coaching staff's special teams players of the week for his performances against USC, Western Kentucky, at Ole Miss, against Kent State and Kentucky. **USC:** Made his lone field goal attempt from 29 yards out while going a perfect 7-for-7 on extra point attempts to tie his career high total ... averaged 63.1 yards per kick on kickoffs with four touchbacks ... accumulated 568 total yards on nine kickoffs, both career-high marks. **Western Kentucky:** Went 1-of-2 on field goal attempts, hitting from

36 yards out, while going 5-for-5 on PATs ... kicked off six times for 389 yards to average 64.8 yards per kickoff ... four of his six kickoffs went for a touchback. **Ole Miss:** Was a perfect 6-for-6 on extra-point attempts while hitting a pair of field goals from 30 and 32 yards out ... also had a season- and career-high tying nine kickoffs for a career-long 570 yards to average 63.3 ypk with touchbacks on seven of his nine boots. **Kent State:** Perfect on all kicking attempts, nailing field goals of 28 and a season-long 48 yards while adding four extra point scores ... kicked off six times for 382 yards to average 63.7 yards per kick with three touchbacks. **Kentucky:** Went 2-of-3 on field goals, hitting from 44 and later 24 yards out ... added four extra points in as many chances ... kicked off seven times for 449 yards to average 64.1 yards per boot with four touchbacks.

GRIFFITH'S CAREER STATISTICS

Year	G-S	Extra Points		Field Goals			
		XP-A	Pct.	FG-A	Pct.	Long	Pts.
2013	8-0	5-5	100.0	1-3	33.3	20	8
2014	13-12	53-54	98.1	12-19	63.2	47	89
2015	15-15	62-62	100.0	23-32	71.9	55	131
2016	5-5	26-26	100.0	8-11	72.7	48	50
Total	41-32	146-147	99.3	44-65	67.7	55	278

FG BREAKDOWN

	1-19	20-29	30-39	40-49	50+
2013	0-0	1-1	0-1	0-0	0-1
2014	0-0	5-6	3-5	4-7	0-1
2015	0-0	10-13	6-8	5-9	2-2
2016	0-0	3-3	3-4	2-4	0-0
Total	0-0	19-2	12-18	11-20	2-4

KICKOFFS

	No.	Yards	Avg.	TB	OB
2013	14	885	63.2	4	0
2014	69	4,240	61.4	20	2
2015	100	6,322	63.2	55	1
2016	37	2,358	63.7	22	1
Total	220	13,805	62.8	101	4

GRIFFITH'S CAREER BESTS

Field Goals Made 5 at Auburn, 2015
Field Goal Attempts 5 at Auburn, 2015
Long Field Goal 55 vs. LSU, 2015
PAT Made 7 (four times); last vs. USC, 2016
PAT Attempts 7 (four times); last vs. USC, 2016
Points 17 at Auburn, 2015
Kickoffs 9 (twice); last at Ole Miss, 2016
Yards 570 at Ole Miss, 2016
Average 65.0 (six times); last vs. Florida, 2015



TERRELL HALL

LB

Fr. • 6-5 • 247 • HS

Washington, D.C./
St. John's

24

FRESHMAN (2016): One of the top defensive ends in the latest recruiting cycle. **USC:** Saw playing time in the second half against the Trojans but did not record any stats. **Kent State:** Earned playing time against the Golden Flashes, recording the first two tackles of his collegiate career.

HALL'S CAREER STATISTICS												
Year	Tackles					Fumbles						
	G-S	TT	UT	AT	TFL	QBH	Sacks	FF	FR	PBU	INT	
2016	2-0	2	1	1	0-0	0	0-0	0	0	0	0	0-0

HALL'S CAREER BESTS
Tackles 2 vs. Kent State, 2016



SHAUN DION HAMILTON

LB

Jr. • 6-0 • 232 • 2L

Montgomery, Ala./
Carver

20

JUNIOR (2016): Slotted into one of the starting middle linebacker roles following the conclusion of camp in the fall ... ranks second on the team in tackles with 25, including four tackles for a loss (-15 yards) ... also added one sack (-8 yards) ... stopping the run from his middle linebacker spot, has collected 17 of his 25 stops against the rush ... named one of the UA coaching staff's defensive players of the week for his performance against Kentucky. **USC:** Finished the season opener with five tackles, including a career-high two for a loss (-5 yards) ... helped limit the Trojan rushing attack to only 64 yards on the ground. **Western Kentucky:** Collected four tackles by day's end ... helped limit the high-powered WKU offense to 239 yards, including 23 on the ground. **Ole Miss:** Registered a career-high seven tackles, including two for a loss (-10 yards) ... also had one sack (-8 yards), the first of his career. **Kent State:** Notched one tackle in one half of play against the Golden Flashes ... helped limit the KSU offense to only 166 yards. **Kentucky:** Set a career-high total for tackles with eight stops against the Wildcats ... helped limit the UK offense to only 161 yards.

HAMILTON'S CAREER STATISTICS												
Year	Tackles					Fumbles						
	G-S	TT	UT	AT	TFL	QBH	Sacks	FF	FR	PBU	INT	
2014	14-0	3	0	3	0-0	0	0-0	0	0	0	0	0-0
2015	15-5	27	14	13	1.5-3	1	0-0	0	0	0	1	0-0
2016	5-5	25	14	11	4-15	0	1-8	0	0	0	0	0-0
Total	34-10	52	28	24	5.5-18	1	1-8	0	0	0	1	0-0

HAMILTON'S CAREER BESTS

Tackles 8 vs. Kentucky, 2016

Tackles for Loss 2 (twice); last at Ole Miss, 2016


Yards Lost 10 at Ole Miss, 2016

Sacks 1 at Ole Miss, 2016

Yards Lost 8 at Ole Miss, 2016

Quarterback Hurries 1 vs. Arkansas, 2015

Pass Breakups 1 vs. Michigan State, 2015



DA'SHAWN HAND

DL

Jr. • 6-4 • 278 • 2L


Woodbridge, Va./
Woodbridge

9

JUNIOR (2016): One of the keys to the Crimson Tide's vaunted defensive front ... selected to the Lombardi Award Preseason Watch List, given annually to the nation's top lineman. **USC:** Saw time as one of the first reserves to enter the contest with the Trojans but did not record any stats. **Western Kentucky:** Provided a threat off the edge against the Hilltoppers but did not produce any stats. **Ole Miss:** Helped provide depth on a hot day that required rotation along the defensive front ... recorded his first two tackles of the season, both coming on rush plays. **Kent State:** Registered one tackle and his first quarterback hurry of the season ... helped limit the Golden Flashes to only 166 yards of total offense. **Kentucky:** Finished with a season-high four tackles, including one tackle for loss (-4 yards) in a reserve role ... played a key role in pressuring the Wildcat quarterback into 13-of-22 passing and only 89 yards through the air.

HAND'S CAREER STATISTICS												
Year	Tackles					Fumbles						
	G-S	TT	UT	AT	TFL	QBH	Sacks	FF	FR	PBU	INT	
2014	9-0	7	4	3	2-10	0	2-10	0	0	0	0	0-0
2015	15-0	16	7	9	6.5-17	2	3-10	0	0	0	0	0-0
2016	5-0	7	2	5	1-4	1	0-0	0	0	0	0	0-0
Total	29-0	30	13	17	9.5-31	3	5-20	0	0	0	0	0-0

HAND'S CAREER BESTS
Tackles 5 vs. ULM, 2015
Tackles for Loss 2 vs. Clemson, 2015
Yards Lost 9 at Tennessee, 2014
Sacks 1.5 vs. ULM, 2015
Yards Lost 9 at Tennessee, 2014
Quarterback Hurries . . 1 (three times); last vs. Kent State, 2016



DAMIEN HARRIS

RB

So. • 5-11 • 214 • 1L

Richmond, Ky./
Madison Southern


34

SOPHOMORE (2016): Looking to earn the starting role at tailback following the departure of Heisman Trophy winner Derrick Henry ... selected to the Doak Walker Award Preseason Watch List ... rushed 42 times for a team-leading

359 yards to average 8.5 yards per carry ... 15 of his rushes on the season have gone for a first down or a touchdown ... has four explosive rushes of 12 yards or more ... improves as the game wears on, rushing 16 times for 215 yards and a score in the second halves of the first three games to average 13.4 ypc ... has 26 rushes for 141 yards in the first half of his games, in comparison ... named one of the UA coaching staff's offensive players of the week for his performance against USC and at Ole Miss. **USC:** Had a breakout game against the Trojans, using nine carries to rush for a team-leading 138 yards ... had long rushes of 46 and 73 yards ... four of his nine rushing attempts went for a first down. **Western Kentucky:** Rushed 11 times for 45 yards with a long of 11 ... also added two catches for 14 total yards. **Ole Miss:** Put together the best game of his career, rushing a career-high 16 times for a career-long 144 total yards and a score while catching a pair of passes ... seven of his rushes went for a first down or a touchdown against the Rebels ... broke out in the second half, accumulating 115 yards on 10 carries with a touchdown in the second half compared to only six rushes for 29 yards in the first half. **Kent State:** Totaled 18 yards on four carries with a long of nine in limited action ... exited the game in the first quarter after suffering a lower leg injury. **Kentucky:** Returned from injury, but saw limited playing time ... rushed just twice for 11 yards while catching one pass for a gain of six against his home state.

HARRIS' CAREER STATISTICS												
Year	Rushing					Receiving						
	G-S	Att	Yds	Avg	TD	LP	Rec	Yds	Avg	TD	LP	
2015	12-0	46	157	3.4	1	41	4	13	3.2	0	8	
2016	5-4	42	356	8.5	1	73	5	21	4.2	0	9	
Total	17-4	88	513	5.8	2	73	9	34	3.8	0	9	

HARRIS' CAREER BESTS
Rushes 16 at Ole Miss, 2016
Yards 144 at Ole Miss, 2016
Touchdowns 1 (twice); last at Ole Miss, 2016
Long Rush 73 vs. USC, 2016
Receptions 2 (twice); last at Ole Miss, 2016
Yards 14 vs. Western Kentucky, 2016
Long Reception 9 vs. Western Kentucky, 2016
Kickoff Returns 4 at Texas A&M, 2015
Kickoff Return Yards ... 61 (twice); last at Texas A&M, 2015
Long Kickoff Return 30 at Auburn, 2015



TRUETT HARRIS

TE

Sr. • 6-3 • 235 • SQ

Brentwood, Tenn./
Brentwood

86

SENIOR (2016): A walk-on who returns for his senior season with the Tide ... has seen time this season against USC and Kent State.



**RONNIE
HARRISON**

DB

So. • 6-3 • 216 • 1L

15

Tallahassee, Fla./
FSU University School


SOPHOMORE (2016): Entered his sophomore season as a starter in the Tide's secondary after a standout freshman campaign a season ago ... has 17 tackles with one interception, two fumble recoveries, including one that was returned for a 55-yard score and one quarterback hurry ... named one of the UA coaching staff's defensive players of the week for his performances against Western Kentucky and Kent State. **USC:** Started at free safety against the Trojans but did not record any stats ... helped limit the SC passing attack to only 130 yards through the air and just six total points. **Western Kentucky:** Picked off his first pass of the season for six yards, one of the Crimson Tide's two interceptions on the afternoon ... registered three tackles and a quarterback hurry to go with his pick. **Ole Miss:** Totaled a career-high tying four tackles against the Rebels ... three of his tackles were unassisted. **Kent State:** Finished one half of play with three tackles and a fumble recovery ... picked up the Golden Flashes' fumble to stop KSU's first drive of the second quarter. **Kentucky:** Put together a career day against the Wildcats ... finished with a career-high seven tackles while adding one fumble recovery ... took the fumble 55 yards for a score to give Alabama a 17-3 lead entering halftime.

HARRISON'S CAREER STATISTICS

Year	Tackles					Fumbles				
	G-S	TT	UT	AT	TFL	QBH	Sacks	FF	FR	PBU
2015	15-1	17	11	6	1-5	1	1-5	1	0-0	6
2016	5-5	17	12	5	0-0	1	0-0	0	2-55	0
Total	20-6	34	23	11	1-5	2	1-5	1	2-55	6

HARRISON'S CAREER BESTS

Tackles 7 vs. Kentucky, 2016
Sacks 1 at Texas A&M, 2015
Yards Lost 5 at Texas A&M, 2015
Interceptions . . 1 (three times); last vs. Western Kentucky, 2016
Forced Fumbles 1 vs. Charleston Southern, 2015
Fumble Recoveries 1 (twice); last vs. Kentucky, 2016
Yards 55 vs. Kentucky, 2016
Pass Breakups 1 (six times); last vs. Clemson, 2015
Tackles for Loss 1 at Texas A&M, 2015
Yards Lost 5 at Texas A&M, 2015
Quarterback Hurries 1 (twice); last vs. Western Kentucky, 2016
Blocked Punt 1 vs. Middle Tennessee, 2015



**J.C.
HASSENAUER**

OL

Jr. • 6-2 • 297 • 2L

63

Woodbury, Minn./
East Ridge

JUNIOR (2016): The Crimson Tide's backup center in 2016 ... has played four games for the Tide in 2016 and 11 career contests. **USC:** Played 10 snaps as Alabama's backup center. **Western Kentucky:** Came off the bench for a series in the fourth quarter. **Kent State:** Played 17 snaps off the bench in the Crimson Tide's win.



**HALE
HENTGES**

TE

So. • 6-5 • 256 • 1L

84

Jefferson City, Mo./
Helias

SOPHOMORE (2016): Saw time in 14 games as a freshman and returns for his second season after gaining valuable experience a year ago ... primarily a blocking tight end, has hauled in three catches for 10 yards this season. **USC:** Saw time against the Trojans but did not record any stats ... helped provide the blocks for the Tide's 242 yards on the ground. **Western Kentucky:** Earned the start at tight end, finishing with one reception for six yards ... also helped block for the Tide's 124 yards rushing. **Ole Miss:** Made his second start of the season, catching one pass for three yards ... also helped block for a Tide season-high 334 rushing yards. **Kent State:** Caught one pass for a one-yard gain against the Golden Flashes ... was his third consecutive game with a reception after hauling in only one pass a season ago. **Kentucky:** Entered in a reserve role but did not record any stats ... helped block for the Crimson Tide's 173 yards on the ground, including Joshua Jacobs' career-high 100 yards.

HENTGES' CAREER STATISTICS

Year	Rushing					Receiving				
	G-S	Att	Yds	Avg.	TD	LP	Rec	Yds	Avg.	TD
2015	14-2	0	0	0.0	0	0	1	5	5.0	0
2016	5-2	0	0	0.0	0	0	3	10	3.3	0
Total	18-4	0	0	0.0	0	0	4	15	3.8	0

HENTGES' CAREER BESTS

Receptions 1 (four times); last vs. Kent State, 2016
Receiving Yards 6 vs. Western Kentucky, 2016
Long Reception 6 vs. Western Kentucky



**KEITH
HOLCOMBE**

LB

R-So. • 6-4 • 227 • 1L

42

Tuscaloosa, Ala./
Hillcrest

SOPHOMORE (2016): A talented athlete who is a stalwart on special teams ... has 14 total tackles, including a team-high tying three stops on special teams ... also plays for the Crimson Tide baseball team in the spring ... selected as one the UA coaching staff's special teams players of the week for his performances against Western Kentucky and at Ole Miss and one of the defensive players of the week after the Kent State contest. **USC:** Tied for second on the team in tackles with a career-high five, including one for a loss of a yard ... also broke up one pass from the middle linebacker spot. **Western Kentucky:** Saw time on defense and special teams ... had one tackle on punt coverage while adding another stop from his linebacker position. **Ole Miss:** Registered one tackle on special teams, helping stop the Rebel kickoff returner after only 10 yards. **Kent State:** Finished his afternoon with a career-high six tackles in one half of play to earn defensive player of the week honors from the Crimson Tide coaching staff. **Kentucky:** Saw time on special teams but did not record any stats.

HOLCOMBE'S CAREER STATISTICS

Year	Tackles					Fumbles				
	G-S	TT	UT	AT	TFL	QBH	Sacks	FF	FR	PBU
2015	15-0	9	6	3	0-0	0	0-0	0	0	1
2016	5-0	14	8	6	1-1	0	0-0	0	0	1
Total	19-0	23	14	9	1-1	0	0-0	0	0	1

HOLCOMBE'S CAREER BESTS

Tackles 6 vs. Kent State, 2016
Tackles for Loss 1 vs. USC, 2016
Yards Lost 1 vs. USC, 2016
Pass Breakups 1 (twice); last vs. USC, 2016
Blocked Punt 1 vs. Florida, 2015



O.J.
HOWARD

TE

Sr. • 6-6 • 242 • 3L

Prattville, Ala./
Autauga Academy

88

SENIOR (2016): Provides an athletic threat at tight end and is a game planning nightmare for defensive coordinators ... finished his junior season as the team leader in yards per catch, averaging 15.8 yards per reception ... was selected as the MVP of the 2015 College Football Playoff National Championship Game thanks to his five catches for a career-high 208 yards and two touchdowns against Clemson ... selected to the Mackey, Maxwell, Wuerffel and Lombardi Award Preseason Watch Lists while also being tabbed an Allstate/AFCA Good Works Team nominee ... has 12 receptions for 165 yards to average 13.8 yards per catch ... six of his receptions have been explosive with seven catches going for a first down or a touchdown ... chosen as one of the UA coaching staff's offensive players of the week for his games against Western Kentucky and Kent State. **USC:** Finished second on the team in receptions with three for 39 yards ... had a long catch of 40 yards on a laser from Blake Barnett late in the third quarter ... also provided blocks for the Alabama backs to accumulate 242 yards on the ground. **Western Kentucky:** Caught a pair of passes for 29 yards with a long of 20 ... helped provide blocks on the edge to allow for the Tide's 124 yards rushing. **Ole Miss:** Reeled in two passes for 24 yards against the Rebels ... had a long reception of 16 yards in the game ... helped provide the blocks for the Crimson Tide rushing attack to pile up a season-high 334 yards on the ground. **Kent State:** Finished his half of play with three catches for a season-long 60 yards including his first touchdown reception of the season ... the score came on a 34-yard strike from Blake Barnett, his long reception for the day. **Kentucky:** Tallied a pair of catches for 13 yards with a long of 12 against the Wildcats.

HOWARD'S CAREER STATISTICS

Year	G-S	Rec.	Yards	Avg.	TD	LP
2013	13-6	14	269	19.2	2	52
2014	14-3	17	260	15.3	0	53
2015	15-15	38	602	15.8	2	63
2016	5-3	12	165	13.8	1	40
Total	47-27	81	1,296	16.0	5	63

HOWARD'S CAREER BESTS

Receptions..... 7 vs. Tennessee, 2015
Yards..... 208 vs. Clemson, 2015
Long Reception..... 63 vs. Clemson, 2015
Touchdowns..... 2 vs. Clemson, 2015



MARLON
HUMPHREY

DB

R-So. • 6-1 • 198 • 1L

Hoover, Ala./
Hoover

26

SOPHOMORE (2016): Started all 15 games a season ago, earning himself Freshman All-America honors by year's end ... has one of the Tide's two pick-sixes on the season, taking an interception back for a score in the season opener against USC ... also has one forced fumble and team-high tying three pass breakups to go with his 13 tackles, including one for a loss (-3 yards) ... named as one of the UA coaching staff's defensive players of the week following his performances against USC and Western Kentucky. **USC:** Had a pick-six, the first of his career, from 18 yards out to highlight his night ... also added two tackles, including one for a loss (-3 yards). **Western Kentucky:** Forced a fumble, broke up a pass and recorded two total tackles against the Hilltoppers. **Ole Miss:** Collected a season-high five tackles, including four solo stops ... also added a pair of pass breakups to tie his career-high mark. **Kent State:** Totaled one tackle in the first half before the entire defense exited in the second half ... helped limit the Golden Flashes' offense to only 84 yards through the air. **Kentucky:** Registered three tackles against the Wildcats ... helped limit the UK offense to only 89 yards passing on the night.

HUMPHREY'S CAREER STATISTICS

Year	Tackles					Fumbles				
	G-S	TT	UT	AT	TFL	QBH	Sacks	FF	FR	PBU INT.
2015	15-15	45	35	10	3.5-16	0	0-0	2	0	8 3-28
2016	5-5	13	9	4	1-3	0	0-0	1	0	3 1-18
Total	20-20	58	44	14	4.5-19	0	0-0	3	0	11 4-46

HUMPHREY'S CAREER BESTS

Tackles..... 6 (twice); last at Auburn, 2015
Tackles for Loss..... 2 vs. ULM, 2015
Yards Lost..... 11 vs. ULM, 2015
Forced Fumbles. 1 (three times); last vs. Western Kentucky, 2016
Interceptions..... 1 (four times); last vs. USC, 2016
Touchdowns..... 1 vs. USC, 2016
Pass Breakups..... 2 (three times); last at Ole Miss, 2016



JALEN
HURTS

QB

Fr. • 6-2 • 209 • HS

Channelview, Texas/
Channelview

2

FRESHMAN (2016): An early enrollee at UA who has started the last four games (WKU, Ole Miss, Kent State and Kentucky) after entering as the backup in the season opener ... thrown for 989 yards in five appearances with seven touchdowns compared to one interception ... completing 62.2 percent of his passes ... boasts a 139.4 quarterback rating to rank seventh in

the conference ... his 197.8 passing yards per game ranks seventh in the SEC ... averaging 253.0 yards per game of total offense to lead all freshmen in the SEC and rank fifth overall in the conference ... his 55.2 rushing yards per game ranks third among SEC freshmen (running backs included) and first for freshmen quarterbacks in the conference ... was the first Tide true freshman to start at quarterback since Vince Sutton in 1984 and set the record for passing yards in a game by a freshman in that same start (Western Kentucky) ... earned Earl Campbell Tyler Rose Award Player of the Week Honorable Mention honors and Davey O'Brien "Great 8" recognition for his performances against USC in the season opener and at No. 20 Ole Miss ... selected as the SEC Offensive Player of the Week for his game at Ole Miss ... named one of the UA coaching staff's offensive players of week after Ole Miss. **USC:** Entered on the Crimson Tide's third offensive drive of the evening and dazzled during his time in action ... finished 6-of-11 for 118 yards with two touchdowns and a pick through the air ... added nine rushes for 32 yards and two scores on the ground with a long of nine ... became the first Alabama quarterback since Tyler Watts in 2001 to have a pair of scores through the air and on the ground. **Western Kentucky:** Made his first career start, finishing 23-of-36 for 287 yards and a pair of touchdowns ... had a long pass of 51 yards ... also rushed 11 times for 19 yards with a long rush of nine. **Ole Miss:** Earned his second start at quarterback, accounting for 304 yards of total offense in Oxford ... rushed 18 times for 146 yards, both team highs ... also passed for 158 yards on 19-of-31 passing ... the 146 yards rushing were the fifth most by an Alabama quarterback in Crimson Tide history ... became the first Tide signal-caller to rush for 100-plus yards since Tyler Watts in 2001. **Kent State:** Finished his day 16-of-24 for 164 yards with one touchdown in limited playing time ... added seven rushes for 54 yards with a score on the ground ... had a long pass of 31 yards and a long rush of 20 ... accounted for 218 yards of total offense and two of the Tide's five touchdowns. **Kentucky:** Went 20-of-33 for 262 yards and two scores ... also rushed nine times for 25 ... had a long pass of 46 yards and a long rush of 11 against the Wildcats ... accounted for more than half the Tide's 488 yards of total offense, finishing with 287 yards on his own.

HURTS' CAREER STATISTICS

Year	Passing					Rushing				
	G-S	Com-Att-Int	Pct.	Yds	TD	LP	No.	Yds	Avg.	TD LP
2016	5-4	84-135-1	62.2	989	7	71	54	276	5.1	3 41

HURTS' CAREER BESTS

Completions..... 23 vs. Western Kentucky, 2016
Attempts..... 36 vs. Western Kentucky, 2016
Passing Yards..... 287 vs. Western Kentucky, 2016
Long Pass..... 71 vs. USC, 2016
Touchdowns (Passing)..... 2 (three times); last vs. Kentucky, 2016
Rushes..... 18 at Ole Miss, 2016
Rushing Yards..... 146 at Ole Miss, 2016
Long Rush..... 41 at Ole Miss, 2016
Touchdowns (Rushing)..... 2 vs. USC, 2016



EDDIE JACKSON

DB

Sr. • 6-0 • 194 • 3L

Lauderdale Lakes, Fla./
Boyd Anderson

4

SENIOR (2016): The captain of the Alabama secondary ... set Crimson Tide records for interception return yards a season ago with 230 while adding two pick-sixes to his resume ... has one of the Tide's two pick-sixes on the season, returning a WKU pass for a score in the home opener ... registered 14 total tackles and two pass breakups to go with his interception ... named SEC Co-Special Teams Player of the Week after his outing at Ole Miss ... earned UA coaches' defensive player of the week honors for the Western Kentucky matchup and special teams player of the week recognition for his performance at Ole Miss. **USC:** Finished his night with two tackles and one pass breakup ... helped limit the Trojans to only 130 yards through the air. **Western Kentucky:** Recorded his third career pick-six with a return of 55 yards ... his three scores on interceptions ties the Alabama career mark ... also added one pass breakup and four tackles against the Hilltoppers ... helped limit the WKU offense to 216 yards through the air. **Ole Miss:** Saw his first time at punt returner, taking the first punt he saw back for an 85-yard touchdown score with 1:05 remaining in the first half ... finished with a pair of punt returns for 95 yards on the day ... also added two tackles, including half a stop for a loss (-1 yard) ... his punt return for a score was one of the Tide's three non-offensive touchdowns on the afternoon. **Kent State:** Notched a pair of tackles in one half of play ... helped limit the Golden Flashes to only 84 yards receiving. **Kentucky:** Made four stops on the night, including one for a loss (-3 yards) ... helped limit the Wildcat offense to 89 yards passing by night's end.

JACKSON'S CAREER STATISTICS


Year	Tackles					Fumbles						
	G-S	TT	UT	AT	TFL	QBH	Sacks	FF	FR	PBU	INT	
2013	7-4	19	16	3	1-3	1	0-0	0	2	3	1-0	
2014	11-11	41	32	9	2-12	0	1-11	2	1	7	1-18	
2015	15-15	46	34	12	3-12	0	0-0	1	1	2	6-230	
2016	5-5	14	10	4	1.5-4	0	0-0	0	0	2	1-55	
Total	38-35	120	92	28	7.5-31	1	1-11	3	4	14	9-303	

PUNT RETURNS

Year	G	No.	Yards	Avg.	TD	LP
2016	2	3	112	37.3	1	85

JACKSON'S CAREER BESTS

Tackles 10 vs. Oklahoma, 2013
Tackles for Loss 1 (seven times); last vs. Kentucky, 2016
Yards Lost 11 at Arkansas, 2014
Sacks 1 at Arkansas, 2014
Yards Lost 11 at Arkansas, 2014
Quarterback Hurries 1 vs. Georgia State, 2013
Interceptions 2 at Texas A&M, 2015
Fumble Recoveries 1 (four times); last vs. Middle Tennessee, 2015
Forced Fumbles. 1 (three times); last vs. Middle Tennessee, 2015
Pass Breakups 3 vs. Mississippi State, 2014
Defensive Touchdowns 1 (three); last vs. Western Kentucky, 2016
Punt Returns 2 at Ole Miss, 2016
Punt Return Yards 95 at Ole Miss, 2016
Long Punt Return 85 at Ole Miss, 2016
Punt Return for Touchdown 1 at Ole Miss, 2016



JOSHUA JACOBS

RB

Fr. • 5-10 • 204 • HS

Tulsa, Okla./
McLain

25


FRESHMAN (2016): A highly touted running back coming out of high school in Oklahoma ... plays a key role in a Tide backfield that must replace Heisman Trophy winner Derrick Henry ... rushed 34 times for 250 yards and three touchdowns to average 7.4 yards per carry, a total that ranks second among Tide backs ... also added five receptions for 67 yards ... selected as the SEC Freshman of the Week after his performance against Kentucky ... named one of the UA coaching staff's offensive players of the week for his performances against Kent State and Kentucky. **USC:** Earned his first collegiate action against the Trojans, rushing four times for 20 yards with a long of eight yards. **Western Kentucky:** Saw time against the Hilltoppers but did not record any stats. **Ole Miss:** Was the first option off the bench at tailback, toting the ball three times for 33 yards with a long of 25 ... provided key blocks to allow time for Jalen Hurts to find open receivers. **Kent State:** Led all Tide backs with 11 rushes for 97 yards and a pair of touchdowns ... had a long rush of 24 yards which he took in for his second score of the day and finished with five rushes of 10 or more yards ... hauled in two passes for 23 yards with a long of 15 yards ... six of his rushes and one of his two pass receptions went for a first down or a touchdown on the day. **Kentucky:** Set new career highs in nearly every category, rushing 16 times for 100 yards while catching three passes for 44 yards - all career marks ... also added one touchdown on the ground ... collected a career-long rush of 28 yards and a 23-yard reception, also a new career-high mark ... his performance earned him SEC Freshman of the Week honors.

JACOBS' CAREER STATISTICS

Year	Rushing					Receiving				
	G-S	Att	Yds	Avg	TD	LP	Rec	Yds	Avg	TD
2016	5-1	34	250	7.4	3	28	5	67	13.4	0

JACOBS' CAREER BESTS

Rushes 16 vs. Kentucky, 2016
Rushing Yards 100 vs. Kentucky, 2016
Long Rush 28 vs. Kentucky, 2016
Touchdowns 2 vs. Kent State, 2016
Receptions 3 vs. Kentucky, 2016
Receiving Yards 44 vs. Kentucky, 2016
Long Reception 23 vs. Kentucky, 2016



ANFERNEE JENNINGS

LB

R-Fr. • 6-3 • 268 • RS

Dadeville, Ala./
Dadeville

33

REDSHIRT FRESHMAN (2016): A talented linebacker who redshirted his freshman season ... working his way into a spot in the Tide's deep linebacker rotation. **USC:** Totaled three tackles, including one for a loss (-2 yards), in his first collegiate action. **Western Kentucky:** Entered the game against the Hilltoppers but did not record any stats. **Ole Miss:** Came off the bench to collect one stop against the Rebels. **Kent State:** Registered a pair of tackles and two quarterback hurries against the Golden Flashes. **Kentucky:** Had one stop against the Wildcats, coming off the bench to help stifle the UK offense.

JENNINGS' CAREER STATISTICS

Year	Tackles					Fumbles					
	G-S	TT	UT	AT	TFL	QBH	Sacks	FF	FR	PBU	INT
2016	5-0	7	3	4	1-2	2	0-0	0	0	0	0-0

JENNINGS' CAREER BESTS

Tackles 3 vs. USC, 2016
Tackles for Loss 1 vs. USC, 2016
Yards Lost 2 vs. USC, 2016
Quarterback Hurries 2 vs. Kent State, 2016



HOOTIE JONES

DB

Jr. • 6-2 • 214 • 2L

Monroe, La./Neville

6

JUNIOR (2016): Reserve defensive back in the Crimson Tide's secondary ... also plays a key role on special teams. **USC:** Saw time in the Tide secondary but did not record any stats ... helped limit the Trojans to only 130 yards through the air. **Western Kentucky:** Entered as a reserve in the Tide secondary, recording one tackle and a pass breakup ... helped limit the high-powered WKU offense to 216 yards through the air. **Ole Miss:** Played a key role in helping sure up a depleted Tide secondary ... collected two tackles and one pass breakup in the UA defensive backfield. **Kent State:** Recorded a career-high four tackles against the Golden Flashes ... helped limit the KSU offense to only 84 yards through the air. **Kentucky:** Finished with one tackle on the night against the Wildcats.

JONES' CAREER STATISTICS

Year	Tackles					Fumbles				
	G-S	TT	UT	AT	TFL	QBH	Sacks	FF	FR	PBU INT
2014	7-0	2	0	2	0-0	0	0-0	0	0	0 0-0
2015	9-0	2	0	2	0-0	0	0-0	0	0	0 0-0
2016	5-0	8	6	2	0-0	0	0-0	0	0	2 0-0
Total	21-0	12	6	6	0-0	0	0-0	0	0	2 0-0

JONES' CAREER BESTS

Tackles 4 vs. Kent State, 2016
Pass Breakups 1 (twice); last at Ole Miss, 2016



BRANDON KENNEDY

OL

R-Fr. • 6-3 • 302 • RS

Wetumpka, Ala./Wetumpka

56

REDSHIRT FRESHMAN (2016): A reserve option for the Crimson Tide on the offensive line at guard ... played in four games in 2016. **USC:** Saw his first career action for the Crimson Tide in the 2016 season opener against the Trojans, playing six snaps off the bench in the fourth quarter. **Western Kentucky:** Came off the bench for a series in the fourth quarter. **Kent State:** Played 17 snaps off the bench against the Golden Flashes.



DEREK KIEF

WR

R-So. • 6-4 • 200 • 1L

Cincinnati, Ohio/La Salle

81

SOPHOMORE (2016): A long and rangy receiver who earned playing time during his redshirt freshman season ... provides depth to a highly touted wide receiving corps. **USC:** Saw time in a reserve role but did not record any stats. **Western Kentucky:** Entered in a reserve role but did not catch any passes. **Kent State:** Hauled in three receptions for 17 yards with a long of eight, all career-high marks.

KIEF'S CAREER STATISTICS

Year	Rushing					Receiving				
	G-S	Att	Yds	Avg.	TD	LP	Rec	Yds	Avg.	TD LP
2015	10-0	0	0	0.0	0	--	1	-3	0.0	0 --
2016	3-0	0	0	0.0	0	--	3	17	5.7	0 8
Total	13-0	0	0	0.0	0	--	4	14	3.5	0 8

KIEF'S CAREER BESTS

Receptions 3 vs. Kent State, 2016
Yards 17 vs. Kent State, 2016
Long Reception 8 vs. Kent State, 2016



JAMAR KING

DL

Jr. • 6-4 • 290 • JC

Detroit, Mich./Denby/Mendocino C.C.

90

JUNIOR (2016): Transferred to Tuscaloosa from Mendocino Community College ... looks to gain playing time along the Crimson Tide defensive front. **USC:** Entered the game late in a reserve role but did not record any stats.



KORREN KIRVEN

OL

R-Sr. • 6-4 • 308 • 3L

Lynchburg, Va./Brookville

78

SENIOR (2016): Returns to the offensive side of the ball to provide depth along the Tide's line ... part of the Crimson Tide's rotation at offensive tackle ... has played in 17 career games, including all three this season ... along with his reserve role at tackle, is also a starter on the field goal and PAT units for the Crimson Tide. **USC:** Came off the bench as a reserve offensive lineman, playing 10 snaps against the Trojans. **Western Kentucky:** Came off the bench for a series in the fourth quarter.



XAVIAN MARKS

WR

So. • 5-8 • 166 • 1L

Rosenberg, Texas/George Ranch

19

SOPHOMORE (2016): A versatile option on special teams and in the receiving corps ... named one of the UA coaching staff's special teams players of the week for his performance against Kent State. **Kent State:** Returned four punts for 90 yards with a long of 75 that went for a score ... the punt return for a score marked just the second time in UA history that punts have been returned for touchdowns in back-to-back games ... Eddie Jackson returned a punt for a touchdown the previous weekend at Ole Miss. **Kentucky:** Resumed his duties at punt returner, taking one boot for 15 yards ... also saw time at kick returner, taking two kickoffs for 33 yards with a long of 22 against the Wildcats.


MARKS' CAREER STATISTICS

PUNT RETURNS						
Year	G	No.	Yards	Avg.	TD	LP
2016	2	5	105	21.0	1	75

KICKOFF RETURNS						
Year	G	No.	Yards	Avg.	TD	LP
2016	1	2	33	16.5	0	22

MARKS' CAREER BESTS

Receptions 2 vs. Charleston Southern, 2015
Receiving Yards 19 vs. Charleston Southern, 2015
Long Reception 13 vs. Charleston Southern, 2015
Punt Returns 4 vs. Kent State, 2016
Punt Return Yards 90 vs. Kent State, 2016
Long Punt Return 75 vs. Kent State, 2016
Touchdowns (punt return) 1 vs. Kent State, 2016
Kickoff Returns 2 vs. Kentucky, 2016
Kickoff Return Yards 33 vs. Kentucky, 2016
Long Kickoff Return 22 vs. Kentucky, 2016



JARED MAYDEN

DB

Fr. • 6-0 • 200 • HS

Sachse, Texas/
Sachse

8

FRESHMAN (2016): A talented player from Texas who was rated as the top-ranked defensive back in the state coming out of high school. **Kent State:** Saw his first career action on defense but did not record any stats.



COLE MAZZA

SN

Sr. • 6-2 • 235 • 3L

Bakersfield, Calif./
Liberty

55

SENIOR (2016): Three-year starter at long snapper for the Crimson Tide ... has gone perfect on all snaps for his career ... has started all games this season and has maintained his clean snapping record.



CHRISTIAN MILLER

LB

R-So. • 6-4 • 230 • 1L

Columbia, S.C./
Spring Valley

47


SOPHOMORE (2016): Gained valuable experience on special teams a season ago ... earned a role on special teams coverage while finding his spot as a part of the linebacking unit. **USC:** Saw time on special teams and the defensive side of the ball but did not record any stats. **Western Kentucky:** Recorded his first career tackle, sacking the Hilltopper quarterback for a loss (-6 yards). **Ole Miss:** Made his mark on special teams, helping to block for Eddie Jackson's 85-yard punt return in the second quarter ... did not record any tackles by day's end. **Kent State:** Finished with a career-high three tackles, including half a tackle for a loss (-2 yards) ... also added the first quarterback hurry of his career to cap of his half of play. **Kentucky:** Totaled one tackle, including half a sack (-4 yards) from his linebacker spot ... helped limit the Wildcats to only 161 yards of total offense.

MILLER'S CAREER STATISTICS

Year	Tackles					Fumbles				
	G-S	TT	UT	AT	TFL	QBH	Sacks	FF	FR	PBU
2016	5-0	5	2	3	2-12	1	1.5-10	0	0	0

MILLER'S CAREER BESTS

Tackles	3 vs. Kent State, 2016
Tackles for Loss	1 vs. Western Kentucky, 2016
Yards Lost	6 vs. Western Kentucky, 2016
Sacks	1 vs. Western Kentucky, 2016
Yards Lost	6 vs. Western Kentucky, 2016
Quarterback Hurries	1 vs. Kent State, 2016



JAMEY MOSLEY


LB

R-So. • 6-5 • 228 • SQ

Mobile, Ala./
Theodore

16

SOPHOMORE (2016): Earned a scholarship during the fall for his hard work as a walk-on ... looking to produce on the outside for the Tide linebacking corps. **USC:** Saw his first collegiate playing time in the contest with the Trojans but did not record any stats. **Kent State:** Earned playing time for the Tide but did not record any stats against the Golden Flashes.



ANDY PAPPANASTOS

PK

R-Jr. • 5-11 • 198 • TR

Montgomery, Ala./
Trinity Presbyterian/Ole Miss

92

REDSHIRT JUNIOR (2016): A transfer from Ole Miss ... provides depth at place-kicker. **Western Kentucky:** Saw his first action as a member of the Crimson Tide, kicking off once for 58 yards. **Kent State:** Finished his day a perfect 2-of-2 on extra point attempts ... also kicked off once with the boot going 56 yards.

PAPPANASTOS' CAREER STATISTICS (AT ALABAMA)


Year	Extra Points			Field Goals			Pts.
	G-S	XP-A	Pct.	FG-A	Pct.	Long	
2013	2-0	2-2	100.0	0-0	--	--	4

KICKOFFS

No.	Yards	Avg.	TB	OB
2016	2	114	57.0	0

PAPPANASTOS' CAREER BESTS (AT ALABAMA)

Kickoffs	1 vs. Western Kentucky, 2016
Yards	58 vs. Western Kentucky, 2016
Average	58.0 vs. Western Kentucky, 2016
PAT Made	2 vs. Kent State, 2016
PAT Attempts	2 vs. Kent State, 2016
Points	4 vs. Kent State, 2016



DA'RON PAYNE

DL

So. • 6-2 • 319 • 1L

Birmingham, Ala./
Shades Valley

94

SOPHOMORE (2016): One of the key cogs along the Crimson Tide's vaunted defensive front ... looking to improve upon a standout freshman campaign a season ago ... has 10 tackles and one fumble recovery for a touchdown from his nose guard position ... selected to the Lombardi Award Preseason Watch List, given annually to the nation's top lineman on offense or defense. **USC:** Started at nose guard but did not record any stats ... helped occupy blockers and limit the Trojan rushing attack to only 64 yards on the ground. **Western Kentucky:** Recorded three tackles along the defensive line ... helped limit the Hilltopper rushing attack to only 23 yards on the ground. **Ole Miss:** Made a career-high four stops and recovered a fumble for a touchdown against the Rebels ... picked up the forced fumble created by Ryan Anderson and plunged the ball over the end zone for six as he was being tackled ... his fumble return was one of the Tide's three non-offensive touchdowns on the afternoon. **Kent State:** Collected two tackles in his one half of play ... helped limit the Golden Flashes' rushing attack to only 82 yards on the ground. **Kentucky:** Finished his night against the Wildcats with one tackle ... played a key role in limiting the UK rushing attack to only 72 yards on the ground.

PAYNE'S CAREER STATISTICS

Year	Tackles					Fumbles				
	G-S	TT	UT	AT	TFL	QBH	Sacks	FF	FR	PBU
2015	15-3	13	6	7	0.5-3	1	0.5-3	1	0	1
2016	5-5	10	4	6	0-0	0	0-0	0	1-3	0
Total	20-8	23	10	13	0.5-3	1	0.5-3	1	1-3	1

PAYNE'S CAREER BESTS

Tackles	4 at Ole Miss, 2016
Tackles for Loss	0.5 vs. Tennessee, 2015
Yards Lost	3 vs. Tennessee, 2015
Sacks	0.5 vs. Tennessee, 2015
Yards Lost	3 vs. Tennessee, 2015
Quarterback Hurries	1 vs. Middle Tennessee, 2015
Pass Breakups	1 at Georgia, 2015
Forced Fumbles	1 at Mississippi State, 2015
Fumble Recoveries	1 at Ole Miss, 2016
Return Yards	3 at Ole Miss, 2016
Touchdowns (fumble recovery)	1 at Ole Miss, 2016

SOPHOMORE (2016): Earned Freshman All-America honors a season ago after a standout first season at left guard ... made the move to center during the fall but has switched back to left guard ... helps the offense rank ninth nationally in scoring offense (44.0 ppg), 26th in rushing offense (231.6 ypg) and 30th in total offense (484.4 ypg) ... blocked for four 100-yard rushing games this season — two from Damien Harris and one from Jalen Hurts and Joshua Jacobs ... has started 20 career games along the offensive line, including all five in 2016 ... opened holes for 14 100-yard rushers during his career.

USC: Started his first career game at right guard ... opened holes for 242 rushing yards, including 138 yards from sophomore running back Damien Harris. **Western Kentucky:** Started and provided time for Jalen Hurts and Blake Barnett to throw for 351 yards and two touchdowns ... played 30 snaps, splitting time with Alphonse Taylor ... had one knockdown block. **Ole Miss:** Had three knockdown blocks ... did not allow a sack ... opened holes for 334 yards rushing with 146 from Hurts and 144 from Harris. **Kent State:** Started at left guard and opened holes for 285 yards and three touchdowns ... blocked for 502 yards of total offense and 48 points ... graded out at 81 percent. **Kentucky:** Graded out at 82 percent with a knock down block ... cleared a path for 100 rushing yards for Jacobs and 173 for the team ... helped provide time for 315 passing yards on 65.8 percent passing by the UA quarterbacks ... did not allow a sack or commit a penalty.



44

**AVERY
REID**
 RB
 So. • 6-0 • 192 • SQ
 Oneonta, Ala./
 Oneonta

SOPHOMORE (2016): A former walk-on who is working to earn playing time this season. **Kent State:** Rushed twice for a total of four yards to help close out the victory over the Golden Flashes.

REID'S CAREER STATISTICS											
	Rushing					Receiving					
Year	G-S	Att	Yds	Avg	TD	LP	Rec	Yds	Avg	TD	LP
2016	1-0	2	4	2.0	0	2	0	0	0.0	0	--

REID'S CAREER BESTS	
Rushes	2 vs. Kent State, 2016
Yards	4 vs. Kent State, 2016
Long Rush	2 (twice): last Kent State, 2016

**CALVIN
RIDLEY**

WR

So. • 6-1 • 188 • 1L


Coconut Creek, Fla./
Monarch

SOPHOMORE (2016): A big play threat in the talented Crimson Tide receiving corps ... was a Freshman All-American in his first season at the Capstone ... set UA freshman records with 89 receptions for 1,045 yards ... his 89 receptions were also an SEC freshman record and the second-most by a true freshman in FBS history ... notched five or more catches in 14 of his 20 career games played ... has a team-high 33 receptions for a team-leading 398 yards and three scores this season ... 19 of his receptions have gone for a first down or a touchdown ... has nine explosive receptions of 15 yards or more ... named to the Biletnikoff Award Preseason Watch List ... selected as one of the UA coaching staff's offensive players of the week for his performances against Western Kentucky and Kentucky. **USC:** Finished the season opener with two catches for nine yards with a long of 10 ... also returned two punts for four yards with a long of six. **Western Kentucky:** Hauled in a career-high tying nine receptions for 129 yards and one score ... had a long reception of 51 yards ... averaged 14.3 yards per reception with seven of his catches going for a first down (6) or touchdown (1) against WKU ... three of his receptions went for 15 yards or more. **Ole Miss:** Caught eight passes for 81 yards with a long of 45 yards ... also had a pair of rushes for two yards with a long of six and one touchdown ... came around on a jet sweep to the outside to rush it in for the Tide's first touchdown of the day. **Kent State:** Wrapped up his half of play with one reception for five yards and one rushing attempt for seven total yards. **Kentucky:** Went off against the Wildcats, catching a career-high 11 passes for 174 yards, also a career mark for the wideout ... added two touchdown receptions to match his single-game high ... averaged 14.5 yards per catch with seven of his 11 catches converting a first down ... pulled in a long catch of 46 yards with four receptions going for over 15 yards ... also ran the ball once for six yards.

Year	G-S	Rushing					Receiving				
		Att	Yds	Avg.	TD	LP	Rec	Yds	Avg.	TD	LP
2015	15-11	1	2	2.0	0	2	89	1,045	11.7	7	81
2016	5-5	5	21	4.2	1	7	31	398	12.8	3	51
Total	20-16	6	23	3.8	1	7	120	1,443	12.0	10	81

PUNT RETURNS						
Year	G	No.	Yards	Avg.	TD	LP
2016	2	2	4	2.0	0	6

RIDLEY'S CAREER BESTS	
Receptions	11 vs. Kentucky, 2016
Receiving Yards	174 vs. Kentucky, 2016
Long Reception	81 vs. Arkansas, 2015
Touchdowns	2 (twice); last vs. Kentucky, 2016
Rushes	2 vs. Ole Miss, 2016
Rushing Yards	7 vs. Kent State, 2016
Long Rush	7 vs. Kent State, 2016
Touchdowns	1 vs. Ole Miss, 2016
Punt Returns	2 vs. USC, 2016
Punt Return Yards	4 vs. USC, 2016
Long Punt Return	6 vs. USC, 2016



**AARON
ROBINSON**

DB

Fr. • 6-1 • 181 • HS

Deerfield Beach, Fla./
Deerfield Beach

FRESHMAN (2016): A highly regarded defensive back from Florida ... looking to secure a rotational role in the Alabama secondary while working on special teams. **USC:** Registered two tackles in the secondary after entering in a reserve role. **Western Kentucky:** Entered in a reserve role on defense while continuing to see time on special teams ... did not record any stats by day's end. **Ole Miss:** Had one tackle on kickoff coverage against the Rebels. **Kent State:** Played most of the second half in the defensive secondary while remaining in a special teams role ... finished with one tackle on defense. **Kentucky:** Saw time on special teams but did not record any stats against the Wildcats.

ROBINSON'S CAREER STATISTICS											
	Tackles					Fumbles					
Year	G-S	TT	UT	AT	TFL	QBH	Sacks	FF	FR	PBU	INT
2016	5-0	4	2	2	0-0	0	0-0	0	0	0	0

Tackles..... 2 vs. USC, 2016



CAM ROBINSON


OL

Jr. • 6-6 • 310 • 2L

Monroe, La./
West Monroe

74

JUNIOR (2016): The anchor of the Crimson Tide offensive line ... has started every game at left tackle since his arrival on campus (33 games) ... helps the offense rank ninth nationally in scoring offense (44.0 ppg), 26th in rushing offense (231.6 ypg) and 30th in total offense (484.4 ypg) ... blocked for four 100-yard rushing games this season — two from Damien Harris and one from Jalen Hurts and Joshua Jacobs ... opened holes for 21 100-yard rushers during his career ... has nine knockdown blocks in five games ... was named to the Outland Trophy Preseason Watch List, given to the nation's top interior lineman ... also earned Rotary Lombardi Award Watch List recognition, given annually to the nation's top lineman on offense or defense ... selected as one of the UA coaching staff's offensive players of the week following his performance against USC in the opener and then again against Kentucky. **USC:** Graded out at a team-high 88 percent with three knockdown blocks in the Tide's victory over the Trojans ... did not allow a pressure or a sack in 55 snaps ... opened holes for 242 rushing yards, including 138 yards from sophomore running back Damien Harris. **Western Kentucky:** Started and provided time for Jalen Hurts and Blake Barnett to throw for 351 yards and two touchdowns ... did not allow a sack or a hurry and graded out at 80 percent with a team-high three knockdown blocks. **Ole Miss:** Graded out at 85 percent with one knockdown block ... did not allow a sack ... opened holes for 334 yards rushing with 146 from Hurts and 144 from Harris. **Kent State:** Opened holes for 285 yards and three touchdowns ... blocked for 502 yards of total offense and 48 points ... graded out at 85 percent. **Kentucky:** Earned Offensive Player of the week honors from the Alabama coaching staff ... graded out at a 88 percent with two knock down blocks ... cleared a path for 100 rushing yards for Jacobs and 173 for the team ... helped provide time for 315 passing yards on 65.8 percent passing by the UA quarterbacks ... did not allow a sack and did not commit a penalty.



BO SCARBROUGH

RB

So. • 6-2 • 230 • 1L

Tuscaloosa, Ala./
County/IMG Academy

9

SOPHOMORE (2016): One of the backups to Heisman Trophy winner Derrick Henry a season ago ... provides a power option in the Crimson Tide backfield ... rushed 31 times for 109 yards

and a team-high tying three rushing scores ... nine of his rushes have gone for a first down or a touchdown ... named to the Doak Walker Award Preseason Watch List ... selected as one of the UA coaching staff's special teams players of the week for his performance against Kentucky. **USC:** Rushed a team-high 11 times for 36 yards and added the only score by a Tide running back with a rushing touchdown from two yards out ... registered a long run of nine yards against the Trojans. **Western Kentucky:** Rushed five times for 19 yards and recorded his second score in as many games ... had a long rush of eight yards against WKU ... also added one tackle on special teams against the Hilltoppers. **Ole Miss:** Rushed seven times for 13 yards and a score ... leapt over the Rebel defensive front for his third score of the season to give Alabama its first lead of the game. **Kent State:** Rushed three times for 19 yards with a long of 14 ... also added his first reception of the season with the catch totaling six yards ... was limited in his playing time due to a leg injury. **Kentucky:** Notched five rushes for 21 yards with a long of 14 against the Wildcats ... also caught one pass for a season-long nine yard reception.

SCARBROUGH'S CAREER STATISTICS

Year	G-S	Rushing				Receiving			
		Att	Yds	Avg	TD	Rec	Yds	Avg	TD
2015	7-0	18	104	5.8	1	24	0	0.0	0
2016	5-0	31	108	3.5	3	14	2	15	7.5
Total	12-0	49	212	4.3	4	24	2	15	7.5

SCARBROUGH'S CAREER BESTS

Rushes	10 vs. Charleston Southern, 2015
Rushing Yards	69 vs. Charleston Southern, 2015
Long Rush	24 vs. Charleston Southern, 2015
Touchdowns	.1 (four times); last at Ole Miss, 2016
Receptions	1 (twice); last vs. Kentucky, 2016
Receiving Yards	9 vs. Kentucky, 2016
Long Reception	9 vs. Kentucky, 2016



JK SCOTT

P

Jr. • 6-5 • 198 • 2L

Denver, Colo./
Mullen

15

JUNIOR (2016): Put together the best season by a punter in Alabama history as a freshman and continued his steady play as a sophomore in 2015 ... a leading candidate for the Ray Guy Award, which goes to the nation's top punter ... averaging 45.4 yards per punt to rank third in the SEC and 18th nationally ... registered nine punts of 50-plus yards to rank second in the conference ... named one of the UA coaching staff's special teams players of the week for his performances against USC, Western Kentucky and Kent State. **USC:** Helped flip the field for the Tide, punting five times for 235 yards for an average of 47.0 yards per punt ... had three punts of 50 yards or more with a long of 54 ... placed three punts inside the Trojans' 20-yard line, including his game-long 54 yard boot that landed out of bounds at the SC 2-yard line ... also had a pair of tackles in the game. **Western Kentucky:** Punted five times for 232 yards for

an average of 46.6 yards per punt ... pinned three kicks inside the WKU 20-yard line with two boots inside the 8-yard marker ... had two punts of over 50 yards, including a game-high 58 yarder. **Ole Miss:** Tallied five punts for 194 yards to average 38.8 ypp ... nailed a season-long boot of 63 yards against the Rebels ... had a pair of 50-plus yarders and forced two fair catches ... dropped two of his punts inside the Rebel 20-yard line. **Kent State:** Punted twice for 98 yards to average 49.0 yards per kick ... had a long of 53 yards and forced one fair catch ... also kicked off twice for 130 yards to average 65.0 yards per kick ... forced one touchback on his kickoff. **Kentucky:** Forced to punt just once against the Wildcats, recording a 58-yard boot that went for a touchback.

SCOTT'S CAREER STATISTICS

Year	G-S	No.	Yds	Avg.	In		Ret.	Net	Net
					20	50+			
2014	13-13	55	2,640	48.0	73	31	23	0	83
2015	15-15	70	3,094	44.2	59	25	21	1	279
2016	5-5	18	817	45.5	63	8	9	0	31
Total	33-33	143	6,551	45.8	73	64	53	1	393

SCOTT'S CAREER BESTS

Punts	9 at LSU, 2014
Yards	437 at LSU, 2014
Long	73 vs. Ohio State, 2014
Average	55.5 (two punts) vs. Auburn, 2014
Inside 20	7 at Arkansas, 2014
50+ Yards	5 vs. Ohio State, 2014



T.J. SIMMONS

WR

Fr. • 6-2 • 201 • HS

Pinson, Ala./
Clay-Chalkville

16

FRESHMAN (2016): An early enrollee at Alabama ... looks to gain playing time in a deep Crimson Tide wide receiving corps ... also developing a role on special teams for the Tide ... has seen action in all five games this season, recording his first career tackle against Western Kentucky on special teams coverage.



CAM SIMS

WR

Jr. • 6-5 • 206 • 2L

Monroe, La./
Ouachita Parish

17

JUNIOR (2016): Was not 100 percent a season ago but still managed to play in 13 contests ... adds size and speed to a deep depth chart for the Tide at wideout ... has developed a role in the X spot at wideout, filling in for the injured ArDarius Stewart. **USC:** Hauled in one pass for 12 yards ... exited the game in the second half after suffering a shoulder injury. **Ole Miss:** Returned for his first game since suffering an

injury against USC ... saw time in the deep Tide receiving corps but did not record any catches. **Kent State:** Hauled in a career-high four catches for 54 yards, also a career mark ... had a long reception of 31 yards ... narrowly missed his first career touchdown reception on at least two occasions. **Kentucky:** Made his second consecutive start for the Tide and hauled in one pass for a loss of a yard.

SIMS' CAREER STATISTICS

Year	Rushing					Receiving				
	G-S	Att	Yds	Avg.	TD	LP	Rec	Yds	Avg.	TD
2014	12-0	0	0	0.0	0	--	7	62	8.9	1
2015	13-0	0	0	0.0	0	--	6	46	7.7	0
2016	4-2	0	0	0.0	0	--	6	65	10.8	0
Total	29-2	0	0	0.0	0	0	19	173	9.1	1

SIMS' CAREER BESTS

Receptions 4 vs. Kent State, 2016
Yards 54 vs. Kent State, 2016
Long Play 31 vs. Kent State, 2016
Touchdowns 1 vs. Western Carolina, 2014




IRV SMITH JR.
TE
Fr. • 6-4 • 235 • HS
New Orleans, La./
Brother Martin

FRESHMAN (2016): Brings an NFL pedigree to the Capstone as the son of the former Saints first-round pick with the same name ... highly regarded tight end prospect, rated as a four-star recruit. **Kentucky:** Saw time against the Wildcats, helping to fill in for an injured O.J. Howard.



O.J. SMITH
DL
R-So. • 6-2 • 315 • SQ
Bossier City, La./
Airline

SOPHOMORE (2016): Will look to develop an expanded role along the Crimson Tide's defensive front as a sophomore in 2016. **Western Kentucky:** Saw his first action of the season, recording one tackle along the defensive front.



ARDARIUS STEWART
WR
R-Jr. • 6-1 • 204 • 2L
Fultondale, Ala./
Fultondale


JUNIOR (2016): Developed into one of the Crimson Tide's top wideout options a season ago ... leader of the Crimson Tide's wide receiving group ... collected a team-high three touchdown receptions on the season ... accumulated 205 yards receiving on 13 catches, both totals that rank second for the Tide ... averaging 68.3 receiving yards per game to rank ninth in the conference ... six of his receptions have gone for a first down or touchdown this season ... four of his receptions and one rush have been explosive ... selected as one of the UA coaching staff's offensive players of the week for his performance against USC in Arlington. **USC:** Had a career day against the Trojans, reeling in four catches for a team- and career-high 113 yards and two scores ... his 71-yard catch and score was the longest reception of his career ... his second touchdown came on a 39-yard strike ... also rushed once for a career-long 17 yards. **Western Kentucky:** Caught five passes for 90 yards with one touchdown ... had a long reception of 52 yards against the Hilltoppers ... his touchdown came on an eight-yard reception from Jalen Hurts in the third quarter ... also rushed twice for a total of 12 yards, 11 of which came on his long rush for the day ... contributed 102 all-purpose yards. **Ole Miss:** Suffered a leg injury that shortened his afternoon in Oxford ... caught four passes for two yards with a long of five before getting dinged up ... sat out a majority of the second quarter and returned to the field in sweats after halftime.

STEWART'S CAREER STATISTICS

Year	Rushing					Receiving				
	G-S	Att	Yds	Avg.	TD	LP	Rec	Yds	Avg.	TD
2014	13-2	0	0	0	0	0	12	149	12.4	0
2015	15-15	5	14	2.8	0	8	63	700	11.1	4
2016	3-3	3	29	9.7	0	17	13	205	15.8	3
Total	31-20	8	43	5.4	0	17	88	1,054	12.0	7


STEWART'S CAREER BESTS

Receptions 8 (twice); last at Auburn, 2015
Yards 113 vs. USC, 2016
Long Reception 71 vs. USC, 2016
Touchdowns 2 vs. USC, 2016
Rushes 2 vs. Western Kentucky, 2016
Yards 17 vs. Western Kentucky, 2016
Long Rush 17 vs. USC, 2016



ALPHONSE TAYLOR
OL
R-Sr. • 6-5 • 345 • 3L
Mobile, Ala./
Davidson

SENIOR (2016): Alabama's returning starter at right guard ... a veteran of 20 starts (three this season) while playing in 39 career games ... helps the offense rank ninth nationally in scoring offense (44.0 ppg), 26th in rushing offense (231.6 ypg) and 30th in total offense (484.4 ypg) ... blocked for 13 100-yard rushers during his career ... started his first game of the 2016 season at right guard at Ole Miss ... has eight knockdown blocks on the year. **Western Kentucky:** Came off the bench at right guard, splitting time with Ross Pierschbacher, to provide time for Jalen Hurts and Blake Barnett to throw for 351 yards and two touchdowns ... did not allow a sack or miss an assignment ... graded out at 80 percent. **Ole Miss:** Graded out at 82 percent with a team-high five knockdown blocks ... did not allow a sack ... opened holes for 334 yards rushing with 146 from Hurts and 144 from Harris. **Kent State:** Opened holes for 285 yards and three touchdowns ... blocked for 502 yards of total offense and 48 points. **Kentucky:** Graded out at 83 percent with a knock down block ... helped clear a path for 100 rushing yards for Jacobs and 173 for the team ... provide time for 315 passing yards on 65.8 percent passing by the UA quarterbacks ... did not allow a sack and did not commit a penalty.



DEIONTE THOMPSON

DB

R-Fr. • 6-2 • 190 • RS

Orange, Texas/
West Orange-Stark

14

REDSHIRT FRESHMAN (2016): Redshirted during his first season at the Capstone ... looking to develop a role in the defensive secondary while seeing regular time on special teams. **USC:** Registered his first career tackle, taking down the Trojan return man on kickoff coverage. **Western Kentucky:** Saw time on special teams but did not record any stats. **Ole Miss:** Finished with a career-high two tackles against the Rebels ... continued his time on special teams but also saw action in the Tide secondary. **Kent State:** Resumed his role on special teams while also seeing time in the defensive secondary ... did not record any stats on the day. **Kentucky:** Saw action on special teams but did not record any stats.

THOMPSON'S CAREER STATISTICS												
Tackles					Fumbles							
Year	G-S	TT	UT	AT	TFL	QBH	Sacks	FF	FR	PBU	INT	
2016	5-0	3	2	1	0-0	0	0-0	0	0	0	0	0

THOMPSON'S CAREER BESTS
Tackles 2 at Ole Miss, 2016



DALVIN TOMLINSON

DL

R-Sr. • 6-3 • 307 • 3L

McDonough, Ga./
Henry County

54

SENIOR (2016): A dominant force up front on defense, looking to fill the void left by the departure of Jarran Reed and A'Shawn Robinson ... collected 14 total tackles and added one sack (-5 yards) and two pass breakups ... a dominant force in stopping the run, 13 of his tackles have come against the opponent's rushing attack ... named to the Lombardi Award Preseason Watch List ... selected as one of the UA coaching staff's defensive players of the week for his outing at Ole Miss. **USC:** Made his first career start, beginning the game at defensive tackle and collecting one stop by night's end ... helped occupy blockers and limit the Trojan rushing attack to only 64 yards on the ground. **Western Kentucky:** Finished with three tackles, including a sack for a loss (-5 yards) ... helped limit the high-powered Hilltopper offense to 239 yards of total offense, including only 23 on the ground. **Ole Miss:** Had a huge day against the Rebels, notching seven tackles to tie his career high mark ... also had one pass breakup by day's end ... his seven stops ranked second on the team. **Kent State:** Collected one stop

against the Golden Flashes in one half of play ... helped limit the KSU rushing attack to only 82 yards rushing. **Kentucky:** Made his way into the Wildcat backfield, finishing with a pair of tackles ... added one quarterback hurry and one pass breakup ... played a key role in limiting the UK offense to 161 total yards.

TOMLINSON'S CAREER STATISTICS												
Tackles					Fumbles							
Year	G-S	TT	UT	AT	TFL	QBH	Sacks	FF	FR	PBU	INT	
2013	1-0	4	2	2	0-0	0	0-0	0	0-0	0	0-0	
2014	14-0	22	8	14	5.5-11	2	2-5	0	0-0	0	0-0	
2015	15-0	34	12	22	0.5-1	4	0-0	0	0-0	6	0-0	
2016	5-5	14	3	11	1-5	1	1-5	0	0-0	2	0-0	
Total	35-5	74	25	49	7-17	7	3-10	0	0-0	8	0-0	

TOMLINSON'S CAREER BESTS
Tackles 7 (twice); last at Ole Miss, 2016
Tackles for Loss ... 2 (twice); last vs. Mississippi State, 2014
Yards Lost 7 vs. Mississippi State, 2014
Sacks 1 (three times); last vs. Western Kentucky, 2016
Yards Lost 5 vs. Western Kentucky, 2016
Quarterback Hurries 2 vs. Arkansas, 2015
Pass Breakups 3 vs. Wisconsin, 2015



LEVI WALLACE

DB

Jr. • 6-0 • 170 • SQ

Tucson, Ariz./
Tucson

39

JUNIOR (2016): A former walk-on who was awarded a scholarship during fall camp ... provides depth at corner for the Tide. **USC:** Played in his first collegiate game, making one tackle and breaking up a pass. **Western Kentucky:** Recorded one tackle and a pass breakup, entering in a reserve role in the Tide secondary. **Ole Miss:** Entered in a reserve role in the Tide secondary but did not record any stats. **Kent State:** Entered in a relief role and recorded a career-high three tackles against the Golden Flashes.

WALLACE'S CAREER STATISTICS												
Tackles					Fumbles							
Year	G-S	TT	UT	AT	TFL	QBH	Sacks	FF	FR	PBU	INT	
2016	4-0	5	3	2	0	0	0	0	0	2	0	

WALLACE'S CAREER BESTS
Tackles 3 vs. Kent State, 2016
Pass Breakups ... 1 (twice); last vs. Western Kentucky, 2016



DALLAS WARMACK


OL

So. • 6-2 • 299 • 1L

Atlanta, Ga./
Mays

59

SOPHOMORE (2016): Earned valuable time along the offensive line as a true freshman in 2015 and has played in 11 career games for the Crimson Tide, including four this season (USC, Western Kentucky, Kent State, Kentucky).



JONAH WILLIAMS


OL

Fr. • 6-5 • 296 • HS

Folsom, Calif./
Folsom

73

FRESHMAN (2016): One of the top overall players in the state of California who arrived at the Capstone as an early enrollee in the spring and earned a starting job at right tackle for the Crimson Tide in 2016 ... helps the offense rank ninth nationally in scoring offense (44.0 ppg), 26th in rushing offense (231.6 ypg) and 30th in total offense (484.4 ypg) ... blocked for four 100-yard rushers ... has a team-high nine knockdown blocks on the year ... chosen as the SEC Freshman of the Week for his performance against USC ... selected as one of the UA coaching staff's offensive players of the week for his games against USC, Western Kentucky and Kent State. **USC:** Named SEC Freshman of the Week for his performance against the USC Trojans when he graded out at 83 percent with two knockdown blocks ... opened holes for 242 rushing yards, including 138 yards from sophomore running back Damien Harris. **Western Kentucky:** Started and provided time for Jalen Hurts and Blake Barnett to throw for 351 yards and two touchdowns ... did not allow a sack or a hurry and graded out at a team-high 80 percent with two knockdown blocks. **Ole Miss:** Graded out at 87 percent ... allowed the first sack of his career ... opened holes for 334 yards rushing with 146 from Hurts and 144 from Harris. **Kent State:** Earned Offensive Player of the Week accolades from the Alabama coaching staff ... opened holes for 285 yards and three touchdowns ... blocked for 502 yards of total offense and 48 points ... graded out at 85 percent. **Kentucky:** Had one knock down block ... helped clear a path for 100 rushing yards for Jacobs and 173 for the team ... provided time for 315 passing yards on 65.8 percent passing by the UA quarterbacks ... did not allow a sack or a hurry.



TIM WILLIAMS

LB

Sr. • 6-4 • 237 • 3L

Baton Rouge, La./ University Lab

56

SENIOR (2016): A disruptive force on the outside for the Crimson Tide ... ranked second on the team in sacks a year ago with 10.5 (-78 yards) ... a force once again this season, collecting 10 tackles, 4.5 of which have gone for a loss (-27 yards) ... also notched 2.5 sacks (-22 yards), five quarterback hurries and two forced fumbles ... tabbed to the Bednarik, Lott, Nagurski, Butkus and Lombardi Award Preseason Watch Lists ... selected as one of the UA coaching staff's defensive players of the week for his outing against Kentucky. **USC:** Recorded two tackles and one quarterback hurry against the Trojans ... helped pressure the SC passers into an 18-of-37 day that included one pick and only 130 yards through the air. **Western Kentucky:** Pressured the WKU quarterback off the edge but did not record any stats ... help force the Hilltopper signal-callers into two interceptions by day's end. **Ole Miss:** Had his biggest game of the year, finishing with two tackles, including a sack (-9 yards) and a forced fumble ... his hit on the Rebel quarterback forced a fumble that went into the arms of Jonathan Allen and was returned for the eventual winning score. **Kent State:** Finished his half of play with two tackles, including half a stop for a loss (-4 yards) ... also added a season-high and career-high tying two quarterback hurries during his playing time. **Kentucky:** Played in only one half, but made the most of his time ... finished with four tackles ... three of his tackles went for a loss (-14 yards) to set a new career high ... added one sack (-1) and two quarterback hurries while forcing a fumble ... played a key role in stalling the Wildcat offense for only 87 total yards in the second half.

WILLIAMS' CAREER STATISTICS												
Year	Tackles					Fumbles						
	G-S	TT	UT	AT	TFL	QBH	Sacks	FF	FR	PBU	Int	
2013	7-0	3	2	1	1-9	0	0-0	0	0-0	0	0-0	
2014	12-0	5	2	3	1.5-24	4	1.5-24	0	0-0	0	0-0	
2015	15-0	19	13	6	12.5-92	4	10.5-78	0	0-0	1	0-0	
2016	5-1	10	8	2	4.5-27	5	2.5-22	2	0-0	0	0-0	
Total	39-1	37	25	12	19.5-152	13	14.5-124	2	0-0	1	0-0	

WILLIAMS' CAREER BESTS												
Tackles	5 at Mississippi State, 2015											
Tackles for Loss	3 vs. Kentucky, 2016											
Yards Lost	23 at Auburn, 2015											
Sacks	2.0 (twice); last vs. Florida, 2015											
Yards Lost	23 at Auburn, 2015											
Quarterback Hurries	2 (three times); last vs. Kentucky, 2016											
Pass Breakups	1 at Georgia, 2015											
Forced Fumbles	1 (twice); last vs. Kentucky, 2016											



MACK WILSON

LB

Fr. • 6-2 • 244 • HS

Montgomery, Ala./ Carver

30

FRESHMAN (2016): A five-star, in-state product at linebacker for the Crimson Tide ... looking to make an impact on special teams while also serving in a reserve role at linebacker ... has also seen time on offense as a blocker and receiver out of the H-back spot. **USC:** Made his first collegiate appearance but did not record any stats against the Trojans. **Western Kentucky:** Entered the game as a fullback, blocking for Bo Scarbrough's 2-yard score at the beginning of the fourth quarter. **Ole Miss:** Played against the Rebels but did not record any stats. **Kent State:** Saw time on both sides of the ball, finishing with one tackle on defense ... also added his first career reception with a diving catch in the middle of the end zone for a score. **Kentucky:** Made one tackle on kickoff coverage against the Wildcats, his first special teams tackle of the season.

WILSON'S CAREER STATISTICS												
Year	Tackles					Fumbles						
	G-S	TT	UT	AT	TFL	QBH	Sacks	FF	FR	PBU	Int	
2016	5-0	2	2	0	0-0	0	0-0	0	0	0	0-0	

Year	Rushing					Receiving						
	G-S	Att	Yds	Avg.	TD	LP	Rec	Yds	Avg.	TD	LP	
2016	5-0	0	0	0.0	0	--	1	1	1.0	1	1	

WILSON'S CAREER BESTS												
Tackles	1 (twice); last vs. Kentucky, 2016											
Receptions	1 vs. Kent State, 2016											
Receiving Yards	1 vs. Kent State, 2016											
Long Reception	1 vs. Kent State, 2016											
Touchdowns	1 vs. Kent State, 2016											



MATT WOMACK

OL

R-Fr. • 6-7 • 320 • RS

Hernando, Miss./ Magnolia Heights

77

REDSHIRT FRESHMAN (2016): After a redshirt season, looks to develop a role along the Crimson Tide's offensive front ... has played in four games at tackle (USC, Western Kentucky, Kent State, Kentucky).