



JUSTIN EVANS
*The senior safety was named
 Midseason National Defensive
 Player of the Year by NFL.com
 last week.*



2016 FOOTBALL

GAME 7 NOTES

ALABAMA

(7-0, 4-0 vs. SEC)

AP/USAT Rank: No. 1 / No. 1

Head Coach: Nick Saban (10th year)



TEXAS A&M

(6-0, 4-0 vs. SEC)

AP/USAT Rank: No. 6 / No. 6

Head Coach: Kevin Sumlin (5th year)

Date: Oct. 22, 2016 | Kickoff: 2:30 p.m. CT | Site: Bryant-Denny Stadium, Tuscaloosa, Ala. | TV: CBS (national)

STATISTICAL LEADERS



RECEIVING YARDS

JOSH REYNOLDS | Sr.
 San Antonio, Texas
 25 catches
 488 yards, 4 TDs (19.5 avg.)



TFL / QBH

DAESHON HALL | Sr.
 Seattle, Wash.
 9.0 tackles for loss
 10 QB hurries



RUSHING

TRAYVEON WILLIAMS | Fr.
 Houston, Texas
 82 rushes
 704 yards, 5 TDs




QB SACKS

MYLES GARRETT | Jr.
 Arlington, Texas
 4.0 QB sacks
 6 QB hurries / 9.0 TFL


2016 SCHEDULE

W 
 W, 31-24 OT | Sept. 3 | CBS
 Kyle Field, College Station, TX


W 
 W, 67-0 | Sept. 10 | SECN
 Kyle Field, College Station, TX

W 
 W, 29-16 | Sept. 17 | ESPN
 Jordan-Hare Stadium, Auburn, AL

W 
 W, 45-24 | Sept. 24 | ESPN
 AT&T Stadium, Arlington, TX


W 
 W, 24-13 | Oct. 1 | SECN
 Williams-Brice Stadium, Columbia, SC

W 
 W, 45-38 2OT | Oct. 8 | CBS
 Kyle Field, College Station, TX



 Oct. 22 | 2:30 p.m. | CBS
 Bryant-Denny Stadium, Tuscaloosa, AL


 Oct. 29 | 6:30 p.m. | ESPN
 Kyle Field, College Station, TX


 Nov. 5 | TBA | TBA
 Davis-Wade Stadium, Starkville, MS


 Nov. 12 | TBA | TBA
 Kyle Field, College Station, TX


 Nov. 19 | TBA | TBA
 Kyle Field, College Station, TX


 Nov. 24 | 6:30 pm | ESPN
 Kyle Field, College Station, TX

Follow the Aggies:  @AggieFootball  @AggieFootball @CoachSumlin



2016 SCHEDULE BREAKDOWN

	UCLA (#16-AP/#24-HC) W, 31-24 OT Sept. 3 2:30 p.m. Kyle Field, College Station, Texas TV: CBS (National)	Aggies improve to 3-2 in the all-time series against UCLA ... third-straight season with win over AP Top 25 opponent ... Aggie defense secures win with 4th down stop of UCLA in 1st OT ... UCLA erases 15-point deficit to tie game late in 4th Q.
	PRAIRIE VIEW A&M W, 67-0 Sept. 10 11 a.m. Kyle Field, College Station, Texas TV: SEC Network-Alt. (National)	In 1st-ever meeting with PVAMU, or any opponent from the SWAC, the Aggies roll to a 67-0 victory ... 2nd shutout by Aggies since DC John Chavis' arrival ... generated 672 total yards, while limiting PVAMU to 205 ... 32 rushing yards allowed is low in Sumlin era.
	at Auburn (RV-AP/RV-HC) W, 29-16 Sept. 17 6 p.m. Jordan-Hare Stadium, Auburn, Ala. TV: ESPN (National)	Sumlin becomes 1st TAMU coach to start 3 straight seasons with 3-0 record since WWII ... RB T. Williams has 1st career 100-yard game (127 yards), including 89-yard 4th Q dagger ... 5 FGs by PK LaCamera ... DE Garrett disruptive w. 2 QBS, QBH
	vs. Arkansas (#17-AP/#18-HC) W, 45-24 Sept. 24 8:15 pm AT&T Stadium, Arlington, Texas TV: ESPN (National)	Sumlin wins 40th game at Texas A&M (56 total games) ... Aggies pound out 366 rushing yards, most since joining the SEC ... QB Knight, RB Williams contribute 150+ rushing yards ... 92-yard TD pass from Knight to WR Reynolds tied for 5th longest in A&M history.
	at South Carolina W, 24-13 Oct. 1 3 pm Williams-Brice Stadium, Columbia, S.C. TV: SEC Network (National)	Aggies improve to 5-0 for third straight year, 1st time since 1939-41 ... TAMU wins first three conference games for 1st time since 2004 ... missing starters Garrett, Seals-Jones, Noil and Elumenor ... career 12 catches by Kirk ... 2.0 QBS/3.5 TFL/2 QBH by Hall.
	TENNESSEE (#9-AP/#9-HC) Saturday, Oct. 8 Kickoff: 2:30 pm Kyle Field, College Station, Texas TV: CBS (National)	Aggies win 1st game in series with 45-38 2OT thriller ... Aggies win for 1st time with College GameDay on-site ... T. Williams 1st TAMU true freshman to rush for 200+ yards (28-217) ... Aggies gain 7 turnovers (5 FR, 2 INT), score 21 points after turnovers in win.
	at Alabama (#1-AP/#1-HC) Saturday, Oct. 22 Kickoff: 2:30 pm Bryant-Denny Stadium, Tuscaloosa, Ala. TV: CBS (National)	Series record: Alabama leads, 6-2 Aggies seek to break three-game losing skid vs. Crimson Tide ... 3rd matchup vs. AP No. 1 team for Aggies since joining SEC -- all vs. Tide ... Aggies 1-1 vs. Tide in Tuscaloosa since joining SEC.
	NEW MEXICO ST. Saturday, Oct. 29 Kickoff: 6:30 pm Kyle Field, College Station, Texas TV: ESPNU (National)	Series record: First meeting
	at Mississippi St. Saturday, Nov. 5 Kickoff: TBA Dudy Noble Stadium, Starkville, Miss. TV: TBA	Series record: Texas A&M leads, 5-4
	OLE MISS Saturday, Nov. 12 Kickoff: TBA Kyle Field, College Station, Texas TV: TBA	Series record: Texas A&M leads, 6-2
	UTSA Saturday, Nov. 19 Kickoff: TBA Kyle Field, College Station, Texas TV: TBA	Series record: First meeting
	LSU Thursday, Nov. 24 6:30 p.m. Kyle Field, College Station, Texas TV: ESPN	Series record: LSU leads, 31-20-3



SETTING THE SCENE ...

TEXAS A&M @ ALABAMA

KICKOFF: 2:30 p.m. CT

SITE: Bryant-Denny Stadium, Tuscaloosa, Ala. (cap. 101,821)

RANKINGS:

Alabama (No. 1 - AP / No. 1 - Coaches)
Texas A&M (No. 6 - AP / No. 6 - Coaches)

TELEVISION:

CBS (National)
Verne Lundquist, play-by-play
Gary Danielson, analyst
Allie LaForce, sideline

RADIO:

COMPASS MEDIA WORKS (National)

Chris Carrino, play-by-play
Brian Baldinger, analyst

Texas A&M Radio Network (Regional)

The Texas A&M Radio Network provides coverage via nearly 60 stations across the state of Texas. For a complete list of affiliates, please go to 12thMan.com.

Dave South, play-by-play
Dave Elmendorf, analyst
Will Johnson, sideline

Texas A&M Spanish Network (Regional)

Texas A&M's Spanish broadcast can be heard on radio stations in Dallas, San Antonio, Houston, El Paso and McAllen, Texas. Locally, the TAMU Spanish Network can be heard on 1550 AM.

Pedro Vela Almaguer, play-by-play
Noel Orellana, analyst

SIRIUS XM:

The Compass Media Works national radio call can be heard on SiriusXM 84 / 84.

SERIES HISTORY VS. ALABAMA:

Year	Location	Result
1942	Dallas (Cotton Bowl)	L, 21-29
1968	Dallas (Cotton Bowl)	W, 20-16
1985	Birmingham, Ala.	L, 10-23
1988	College Station	L, 10-30
2012	Tuscaloosa, Ala.	W, 29-24
2013	College Station	L, 42-49
2014	Tuscaloosa, Ala.	L, 0-59
2015	College Station	L, 23-41



WHAT TO WATCH FOR: #TAMUvsBAMA

For the second straight game, Texas A&M will play in front of CBS's national television audience and with College GameDay on site when the Aggies take on top-ranked Alabama in Tuscaloosa on Saturday.

- It will be the Aggies' third bout with the Associated Press No. 1 team since joining the SEC in 2012 with both previous matchups against the Crimson Tide. The Aggies are 1-1 in those games with a 29-24 victory in 2012 and a 49-42 loss in 2013.
- The Aggies are 2-11 vs. the AP No. 1 in program history, with both wins coming in the last four matchups.
- Fifth-year Texas A&M head coach **Kevin Sumlin** already has a school-record three road wins over AP top 10 teams -- 29-24 over No. 1 Alabama in 2012, 52-29 over No. 9 South Carolina in 2014 and 41-38 over No. 3 Auburn in 2014. No other A&M coach has more than two.
- The Aggies will be trying to improve to 7-0 for the first time since 1994 when R.C. Slocum's Texas A&M squad won its first seven games and finished the season with a 10-0-1 record.
- Texas A&M, Alabama and Clemson are the only teams in the current AP Top 25 with five victories over Power 5 opponents in 2016.
- Texas A&M has victories over three teams that were ranked in AP Top 25 at the time of the game (No. 16 UCLA, No. 17 ARK and No. 9 UT), and the Aggies have three wins over teams in the Oct. 15 edition of the AP Top 25 (No. 17 ARK, No. 19 UT and No. 24 AUB).
- Texas A&M will be seeking to improve to 5-0 in conference play for the first time in nearly 20 years on Saturday. The last time A&M started conference play with five straight wins was 1998 when the Aggies won their first seven Big 12 games on the way to their lone Big 12 Championship.
- Texas A&M will be getting a chance for back-to-back wins with ESPN's popular road show College GameDay on site. Two weeks ago, the Aggies logged their first-ever College GameDay win by beating Tennessee in College Station. It's the second time a Texas A&M road opponent has hosted GameDay (Colorado, 1995).

AGGIES VS. AP NO. 1 TEAM

Texas A&M is 2-11 vs. the Associated Press No. 1 team, with its two victories coming in the last four meeting against the nation's top team.

Aggies vs. AP No. 1 History

Date	Matchup	Site
Sept. 14, 2013	Alabama	L, 42-49
Nov. 10, 2012	at Alabama	W, 29-24
Nov. 8, 2003	at Oklahoma	L, 0-77
Nov. 9, 2002	Oklahoma	W, 30-26
Nov. 11, 2000	Oklahoma	L, 31-35
Nov. 26, 1977	Texas	L, 28-57
Sept. 25, 1971	at Nebraska	L, 7-34
Nov. 26, 1970	at Texas	L, 14-52
Sept. 26, 1970	at Ohio State	L, 13-56
Nov. 27, 1969	Texas	L, 12-49
Nov. 27, 1963	Texas	L, 13-15
Sept. 17, 1955	at UCLA	L, 0-21
Oct. 11, 1952	at Michigan State	L, 6-48

TEXAS A&M-ALABAMA CONNECTIONS

- Legendary coach **Paul "Bear" Bryant** coached the Aggies from 1954-57 before a long tenure at Alabama. Two of Bryant's proteges served as head coach at Texas A&M: **Gene Stallings** (1965-71) and **Jackie Sherrill** (1982-88). Stallings played for Bryant at Texas A&M and served as an assistant coach at Alabama from 1958-64. He would later coach the Tide from 1990-96, and led them to the 1992 national title. Sherrill played for Bryant at Alabama from 1963-65.
- John David Crow** was the single Heisman Trophy winner of Bryant's career in 1957 at Texas A&M, and he was an assistant coach at Alabama from 1969-71.
- Dennis Franchione** served as head coach at both schools -- at Alabama from 2001-02 and Texas A&M from 2003-07.
- Alabama Assoc. AD for Media Relations **Doug Walker** is a 1988 graduate of Texas A&M and served as a student assistant in the SID office under **Alan Cannon**. ... Tide Director of Performance Nutrition **Amy Bragg** served the same capacity at A&M from 2005-10.
- The Aggies' first-year DT coach **David Turner** was the Tide's DE coach in 2006 under **Mike Shula** (and interim coach Joe Kines).

TEXAS A&M QUICK FACTS

LOCATION: College Station, Texas 77842
FOUNDED: 1876 (First classes)
ENROLLMENT: 66,190 (fall 2016)
PRESIDENT: Michael K. Young (BYU '73)
CHANCELLOR: John Sharp (Texas A&M '72)
FACULTY REPRESENTATIVE:
 Dr. Tom Adair (Texas A&M '57)
DIR. OF ATHLETICS: Scott Woodward (LSU '85)
ATHLETIC DEPT PHONE: (979) 845-5129
CONFERENCE: Southeastern
AFFILIATION: NCAA Division I
NICKNAME: Aggies
MASCOT: Reveille (American Collie)
COLORS: Maroon (Pantone 505) and White

FOOTBALL QUICK FACTS

HEAD COACH:

KEVIN SUMLIN (Purdue, '88)
 Year at Texas A&M: 5th (42-16)
 Year as head coach: 9th (77-33)

ASSISTANT COACHES:

JOHN CHAVIS
 Assoc. Head Coach/DC/LB (Tennessee, '79)
NOEL MAZZONE
 OC/QB (New Mexico, '80)
JEFF BANKS
 STC/TE (Washington State, '99)
TERRY JOSEPH
 DB (Northwestern State, '96)
CLARENCE MCKINNEY
 RB (Mary, '94)
AARON MOOREHEAD
 WR (Illinois, '03)
TERRY PRICE
 DE (Texas A&M, '90)
DAVID TURNER
 DT/Run Game Coordinator (Davidson, '85)
JIM TURNER
 OL (Boston College, '88)
LARRY JACKSON
 FB Sports Performance (Texas A&M, '95)

KYLE FIELD QUICK FACTS

STADIUM: Kyle Field
CAPACITY: 102,733
LARGEST CROWD: 110,633 (vs. Ole Miss, Oct. 11, 2014)
PLAYING SURFACE: Natural grass
FIRST YEAR OF FOOTBALL: 1905
STADIUM BUILT: 1927 and 1929 (Renovations complete for 2015 season)

TEAM INFORMATION

BASIC OFFENSE: Multiple
BASIC DEFENSE: Multiple 4-3
2015 OVERALL RECORD: 8-5
2015 CONFERENCE RECORD (FINISH): 4-4 (t-5th in SEC West)
2015 BOWL: Franklin American Mortgage Music City Bowl (Lost 27-21 to Louisville)
2015 RANKING: RV

OFFENSE / DEFENSE / SPECIALS TEAMS

Offense

- Texas A&M leads the SEC in rushing offense (274.3) and total offense (532.8).
- Aggies have 40 offensive plays of 20 yards or more (t12th in FBS). 3rd in FBS with 16 plays of 40+ yards.
- The Aggies have rushed and passed for 200 yards in every game in 2016.
- After six games, TAMU averages 274.3 rushing/258.5 passing. Only FBS teams averaging 250/250 rush/pass are Texas A&M, Baylor and Louisville.
- Texas A&M is the only team in FBS to rush and pass for 200 or more yards in every game in 2016.
- With an offensive front featuring four new starters, starting Aggie QB Trevor Knight has been sacked four times (while attempting 215 passes).
- Texas A&M leads the SEC in rushing (274.3/G) and averages 6.8 yards per attempt (No. 2 nationally), which is best in the conference by over a half-yard.
- Texas A&M and Alabama are tied for No. 2 in FBS with eight 40-yard+ rushes.
- A&M's 242 rushing attempts is the fewest among FBS's top 20 rushing teams.
- RB Trayveon Williams leads the SEC with 117.3 rushing yards/G (No. 13 in FBS). His 8.6 yards per carry ranks No. 9 among all rushers, No. 1 among rushers with more than 65 carries.
- The Aggies are one of seven FBS teams with two 500-yard rushers (Williams and Knight).
- Knight has a SEC-best nine rushing TDs on just 65 carries, which is the second-best TD/rush ratio (7.22) in FBS behind New Mexico's Richard McQuarley's 9 on 61 (6.78).
- WR Christian Kirk leads the SEC with 40 catches (for 352 yards/4 TDs).
- Senior WR Josh Reynolds is the only player in school and SEC history with two 90-yard plus catches. He is also the only active FBS player with two.
- Nineteen of Reynolds' 25 catches have produced either a first down or TD.
- Reynolds averages 19.5 yards per catch, which ranks No. 2 in the SEC among receivers with 20 or more catches.
- Knight is one of three FBS QBs with 500 rushing yards and 1,500 passing yards.

Defense

- The Aggies rank No. 12 in FBS with a +1.0 turnover margin. The defense has produced a SEC-best 17 takeaways (No. 2 in FBS).
- Opponents have run only 17 offensive plays on their first series of the game against the Aggies (average of 2.8 plays on opening drives).
- The Aggies' 58 tackles for loss leads the SEC and ranks No. 3 in FBS.
- Texas A&M is averaging 1.12 INTs/game.
- Team ranks No. 2 nationally with 10 recovered fumbles. Opponents have fumbled 17 times vs. the Aggies with 10 forced.
- Junior FS Armani Watts is the only player in the SEC with at least one QB sack, TFL, QB hurry, interception, pass breakup, forced fumble and recovered fumble.
- Rush defense was huge concern entering 2016 after the Aggies gave up an average of 213.7 yards/game (5.0 per carry) last year. After six games in 2016, the Aggies are allowing only 159.3 rushing yards per game (3.9 per carry).
- Texas A&M has limited four of six opponents to 165 rushing yards or less.
- Junior DE Myles Garrett's is the FBS's active career leader with 28.0 sacks, while his career average of 1.32 tackles for loss per game ranks No. 2 on the list.
- Texas A&M has generated 10 or more tackles for losses in four of six games and are averaging a robust 9.7 TFLs per contest in 2016. The Aggies had a season-high 13 in AUB win.
- The 2016 game 2 shutout of PVAMU was the Aggies' second of the John Chavis era, joining the 25-0 blanking of Vanderbilt in game 11 of 2015. Prior to the two recent shutouts, the Aggies went 147 games and 10 full seasons without a goose egg.
- In the 19 games under John Chavis, the Aggie defense has posted two shutouts, limited opponents to less than 200 passing yards 10 times, has only allowed more than 30 points twice and generated double-digit tackles for loss eight times.
- The 32 rushing yards allowed vs. PVAMU was the low of the Kevin Sumlin era and lowest since the Aggies allowed only 31 rushing in the 2010 season-opener against Stephen F. Austin.

Special Teams

- New starters at punter and placekicker have been no problem for the Aggies with sophomore PK Daniel LaCamera connecting on 41-of-45 placekicks (12-of-16 on FGs) and junior P Shane Tripucka averaging a solid 43.6 on punts.
- Texas A&M's 12 FGs are the most among the top 30 scoring teams in FBS.
- LaCamera accounted for 17 of the Aggies' 29 points in the AUB win with five FGs and two PATs. For his efforts, he was named a Lou Groza Award "Star of the Week."
- Tripucka has deposited 14 of his 33 punts inside the opponent 20 and had 10 50-plus boots.
- Sophomore LB Cullen Gillaspia, who was awarded a scholarship at the conclusion of fall camp, has been the 12th Man all season. He recovered a fumble on punt coverage vs. South Carolina and forced another on kickoff coverage vs. UT.
- Strong-legged freshman PK Braden Mann has delivered 28 touchbacks on 40 kickoffs.

Coaching Staff

- Kevin Sumlin is a perfect 4-0 in overtime games (all at Texas A&M).
- The Aggies had three new additions to their coaching staff in 2016.
- Veteran play-caller Noel Mazzone came to Texas A&M after serving four seasons on Jim Mora's staff at UCLA. Mazzone and Sumlin worked on Jim Wacker's Minnesota staff in 1993 and 1994.
- Jim Turner returned to Texas A&M to oversee the Aggies' offensive line. Turner previously coached the Aggies' O-line from 2008-11 under then-head coach Mike Sherman. Among the players Turner recruited or developed were NFL first-rounders Luke Joeckel, Jake Matthews and Cedric Ogbuehi.
- David Turner moved from SEC foe Mississippi State to Texas A&M to oversee the Aggies' defensive tackles and serve as the run defense coordinator.

THE CHAVIS EFFECT

Veteran SEC defensive coordinator John Chavis was hired at Texas A&M prior to the 2015 season and his influence on the Aggies' defense has been undeniable, especially in scoring and run defense and takeaways.

Defensive Turnaround

Stat Category	2016 (FBS RK)	2015 (FBS RK)	2014 (FBS RK)
Total Defense	437.5 (#98)	380.0 (#51)	450.8 (#104)
Pass Eff. Defense	114.9 rtg (#35)	127.8 rtg (#64)	136.5 rtg (#88)
Run Defense	159.3 (#69)	213.7 (#108)	216.0 (#111)
Scoring Defense	19.2 (#22)	22.0 (#28)	28.1 (t#77)
QB sacks	3.3 (t#16)	2.6 (t#24)	2.7 (t#27)
Tackles for loss	9.7 (#3)	8.5 (t#3)	5.9 (t#60)
Interceptions	1.2 (t#30)	0.9 (t#71)	0.4 (t#121)
3rd D % Against	34.0% (#28)	33.0% (#16)	40% (#67)
Turnover Margin	+1.0 (t#12)	-0.5 (t#102)	-0.5 (t#108)
Turnovers Gained	+2.8 (t#2)	+1.3 (t#79)	1.0 (t#122)

DISRUPTIVE DEFENSE

Harkening back to its Wrecking Crew roots, the 2016 edition of defense ranks among the nation's best at QB sacks, TFLs and takeaways.

- Defensive ends Myles Garrett and Daeshon Hall have combined for 7.5 QB sacks, 16 QB hurries and 15 TFLs.
- Aggies rank No. 13 in QB sacks (3.3/G), No. 3 in TFLs (9.7/G) and tNo. 2 in takeaways (17 total).
- DC John Chavis' charges have made at least seven tackles for loss (TFL) in every game and have generated 10 or more in four of six contests.
- Produced a season-high 13 TFLs vs. Auburn on 9/17.
- Among SEC teams, Texas A&M's 58.0 TFLs (6 gms) are 5.0 more than the No. 2 producer (Alabama with 53 in 7 gms).
- Amazingly, 20 different Aggie defenders have contributed at least a half-TFL in 2016.
- Aggies gained seven turnovers in its most recent game vs. then-No. 9 Tennessee.

New Wrecking Crew?

Opponent	QBS-YDS	TFL-YDS	Take
UCLA	5.0-39	10.0-47	3
PVAMU	3.0-24	7.0-37	1
at Auburn	4.0-32	13.0-55	1
vs. Arkansas	1.0-9	10.0-35	3
at S. Carolina	3.0-23	10.0-41	2
TENNESSEE	4.0-29	8.0-37	7

RUN-GAME RENAISSANCE

Texas A&M leads the SEC with 274.3 rushing yards per game and its 6.8 yards/carry average is over a half-yard better than any other SEC team.

- The Aggies have opened 2016 with six-straight 200-plus rushing performances, which hasn't happened at Texas A&M since the Wishbone heydays in 1975. Five of the six 200-plus rushing efforts came against FBS Power 5 teams (UCLA, AUB, ARK, SC, UT).
- Texas A&M is one of seven FBS teams with two 500-yard rushers -- freshman RB Trayveon Williams (704) and graduate QB Trevor Knight (502). Other teams are Auburn, Iowa, Louisville, New Mexico, South Florida and Western Michigan.
- Under Kevin Sumlin, the Aggies are 28-0 when rushing for 200 or more yards (14-16 when held under 200).
- Texas A&M has two 300-yard rushing games vs. SEC opponents in 2016 -- 366 vs. ARK, 353 vs. UT. The 366 vs. ARK were the most by the Aggies since joining the SEC.
- Opponents have rushed the ball six more times than the Aggies but gained 560 fewer yards.

SUMLIN VS. TOP 25

In his ninth season as a head coach, fifth-year Aggie coach **Kevin Sumlin** has a career record of 15-12 against teams ranked in the Associated Press Top 25 (12-11 at A&M).

- Sumlin's three road wins over AP top 10 teams is a school record.
- Sumlin's five road wins and nine wins away from Kyle vs. AP Top 25 squads are already the most by any coach in school history.
- The win over No. 9 Tennessee was Kevin Sumlin's 12th win over an AP Top 25-ranked opponent, which is No. 2 among A&M coaches. R.C. Slocum leads the list with 17 wins vs. ranked opponents.

Sumlin vs. the AP Top 25 (at TAMU)

Opponent, Year	AP rank	Result
Florida, 2012	No. 24	L, 20-17
vs. Louisiana Tech, 2012	No. 22	W, 59-57
LSU, 2012	No. 6	L, 24-19
at Mississippi State, 2012	No. 17	W, 38-13
at Alabama, 2012	No. 1	W, 29-24
vs. *Oklahoma, 2013	No. 11	W, 41-13
Alabama, 2013	No. 1	L, 49-42
Auburn, 2013	No. 24	L, 45-41
at LSU, 2013	No. 18	L, 34-10
at Missouri, 2013	No. 5	L, 28-21
vs. Duke, 2013	No. 22	W, 52-48
at South Carolina, 2014	No. 9	W, 52-28
at Mississippi State, 2014	No. 12	L, 31-48
Ole Miss, 2014	No. 3 (tie)	L, 20-35
at Alabama, 2014	No. 7	L, 0-59
at Auburn, 2014	No. 3	W, 41-38
vs. Arizona State, 2015	No. 15	W, 38-17
Mississippi State, 2015	No. 21	W, 30-17
Alabama, 2015	No. 10	L, 23-41
Ole Miss, 2015	No. 24	L, 3-23
UCLA, 2016	No. 16	W, 31-24 ^{OT}
vs. Arkansas, 2016	No. 17	W, 45-24
Tennessee, 2016	No. 9	W, 45-38 ^{2OT}

Sumlin vs. the AP Top 25 (at UH)

at East Carolina, 2008	No. 23	W, 41-24
Tulsa, 2008	No. 25	W, 70-30
at Oklahoma State, 2009	No. 5	W, 45-35
Southern Miss, 2011	No. 24	L, 49-28

MAKING AND LIMITING EXPLOSIVE PLAYS

Texas A&M has allowed just two TD plays of more than 20 yards in length while scoring 12 touchdowns of more than 20 yards.

- The Aggies have 40 rush or pass plays of 20 or more yards through the first six games, including 15 plays over 35 yards.
- The 40 rush/pass explosive plays have been made by 12 different players.
- Opponents have been limited to 26 20-yard offensive plays -- including just nine over 35 yards.
- Opponents have just five 20-yard+ rushing plays.

BALANCED ATTACK

Texas A&M has rushed and passed for over 200 yards in every game in 2016 and are one of 25 teams (three in the SEC) to average 200/200 rush/pass.

- Through six games, Texas A&M has attempted 242 rushing attempts and 227 pass attempts. The Aggies have rushed for 1,646 yards and passed for 1,551 yards.
- Texas A&M is one of nine FBS teams with more than 1,500 yards rushing and passing.

FAST START TRENDS

Under head coach Kevin Sumlin, Texas A&M has traditionally been a fast starting team -- the Aggies entered 2016 having scored first in 41-of-52 games and compiling a 33-8 record when A&M scored first. That trend has reversed thus far in 2016.

- In 2016, Texas A&M opponents have scored first in four of six games and the Aggies have compiled a 4-0 record with wins over UCLA, Auburn, Arkansas and South Carolina in games that when their opponents scored first. Entering the year, Sumlin's Aggies were 3-8 in games that the opponent scored first.

TRANSFER IMPACT

The Aggies have a number of four-year school and junior college transfers making significant contributions in 2016.

Transfer Impact in 2016

Player	Pos	Former School
Kalvin Cline	TE	Virginia Tech
#Jermaine Eluemenor	OT	Lackawanna (Pa.)
#Justin Evans	SS	Gulf Coast (Miss.) CC
#Keith Ford	RB	Oklahoma
#Avery Gennessy	OT	E. Mississippi CC
Claude George	LB	Hutchinson (Kan.) CC
Jake Hubenak	QB	Blinn (Texas) JC
#Trevor Knight	QB	Oklahoma
Damion Ratley	WR	Blinn (Texas) JC
#Josh Reynolds	WR	Tyler (Texas) JC
#Priest Willis	CB	UCLA

-- Denotes 2016 starter

TRUE FRESHMAN IMPACT

Multiple true freshmen from the Aggies' highly-regarded 2016 signing class have been making an early impact. The 2016 signing class was rated No. 17 nationally by Rivals.com

Early Risers

Player	Pos	Hometown
Austin Anderson	OL	Mineola, Texas
Clyde Chattman	DB	New Orleans, La.
Tyrel Dodson	LB	Franklin, Tenn.
Aaron Hansford	WR	Washington, D.C.
Braden Mann	PK/P	Houston, Texas
Charles Oliver	DB	Fairfield, Texas
#Colton Prater	OL	Bossier City, La.
Trayveon Williams	RB	Houston, Texas

-- Denotes 2016 starter

ROAD WARRIORS

- Texas A&M has compiled a 21-7 record in games away from Kyle Field (road and neutral site games) during the Kevin Sumlin era.
- The Aggies are 7-1 at neutral sites and 14-6 in true road games.
- In the previous five seasons before Sumlin's arrival, the Aggies were 10-19 away from Kyle Field.
- The last winning record away from Kyle Field prior to Sumlin's arrival in 2012 came in 2006



2016 STANDINGS

Eastern

Team	SEC	All
Florida	3-1	5-1
Kentucky	2-2	3-3
Tennessee	2-2	5-2
Georgia	2-3	4-3
Vanderbilt	1-3	3-4
South Carolina	1-4	2-4
Missouri	0-3	2-4

Western

Team	SEC	All
Alabama	4-0	7-0
Texas A&M	4-0	6-0
Auburn	2-1	4-2
LSU	2-1	4-2
Arkansas	1-2	5-2
Ole Miss	1-2	3-3
Mississippi State	1-2	2-4

THIS WEEK IN THE SEC

Oct. 22

*Texas A&M at Alabama [TV: CBS] (2:30 p.m. CT)
 *Arkansas at Auburn [TV: ESPN] (5 p.m. CT)
 *Mississippi State at Kentucky [TV: SEC Network] (6:30 p.m. CT)
 *Ole Miss at LSU [TV: ESPN] (8 p.m. CT)
 Middle Tennessee at Missouri [TV: SEC Network] (3 p.m. CT)
 UMass at South Carolina [TV: SEC Network] (11 a.m. CT)
 *Tennessee State at Vanderbilt [TV: ESPNU] (6:30 p.m. CT)

* -- SEC game



SUMMER TRIP TO HAITI

Last summer, 29 Texas A&M student-athletes went on a humanitarian trip to the impoverished island nation Haiti.

- Among the 29 Aggies were student-athletes from football, equestrian, volleyball and soccer.
- The trip was organized through Mission of Hope Haiti, a faith-based organization that regularly hosts people of all ages for mission trips to Haiti.

Haiti Mission Trip Participants (29)

Football (15)

Otaro Alaka
Reggie Chevis
Jermaine Elumunor
Austin Frey
Myles Garrett
Grant Gustafson
Daeshon Hall
Jake Hubenak
Trevor Knight
Daylon Mack
Koda Martin
Jason Moore
Boone Niederhofer
Josh Reynolds
Shaan Washington

Volleyball (12)

Stephanie Aiple
Victoria Arenas
Jazzmin Babers
Lourdes Castro Narvaez
Margaret Connett
Amy Houser
Katelyn Labhart
Gabrielle Litwin
Kiara McGee
Amy Nettles
Paige Panter
Ashlie Reasor

Soccer (1)

Taylor Saucier

Equestrian (1)

Sophie Reiter



FAMILY CONNECTIONS

BROTHERS




Josh Reynolds
Senior WR has 19 career receiving TDs



Moses Reynolds
True freshman DB



Austin Anderson
True freshman OL



Riley Anderson
True freshman OL


FATHER / SON



Rick Cunningham
Letterman 1988-89, played 8 NFL seasons



Qualen Cunningham
Valuable reserve DE, strong pass rusher



Trent Driver
Letterman 1994-97



Jordan Driver
True freshman LB



Greg Schorp
All-SWC TE in 1991-92




Tanner Schorp
Starter at H-Back, Former D-lineman

FAMILIES



Bob McQueen
Texas HS coaching legend (grandfather)



Mark McQueen
Letterman 1981-82 (father)



Conner McQueen
Senior QB and holder on FG/PAT




Frank Tripucka
Legendary Denver Broncos QB (grandfather)



Kelly Tripucka
Two-time NBA All-Star (uncle)



Shane Tripucka
Junior starter at punter



Babe Laufenberg
Record-setting QB at Indiana, NFL QB, Dallas Cowboys radio analyst



Luke Laufenberg
True freshman TE

COUSINS



Jorvorskie Lane
School-record 50 TDs from 2005-08



Erik McCoy
Redshirt freshman starter at center, SEC OL of Week



Eric Dickerson
Half of SMU's famed "Pony Express, NFL Hall of Famer



Ricky Seals-Jones
In his third year at WR starter, 100+ career catches

AGGIES IN THE NFL

(on 2016 NFL opening day rosters)

Player (Years at Texas A&M)	Pos.	NFL Team
Martellus Bennett (2005-07)	TE	New England Patriots
Michael Bennett (2005-08)	DL	Seattle Seahawks
Randy Bullock (2008-11)	PK	New York Giants
Tra Carson (2013-15)	RB	Cincinnati Bengals
Joe Cheek (2012-15)	OL	Houston Texans
Mike Evans (2012-13)	WR	Tampa Bay Buccaneers
Deshazor Everett (2011-14)	DB	Washington Redskins
De'Vante Harris (2012-15)	DB	New Orleans Saints
Germain Ifedi (2013-15)	OL	Seattle Seahawks
Tony Jerod-Eddie (2008-11)	DL	San Francisco 49ers
Luke Joeckel (2010-12)	OL	Jacksonville Jaguars
Drew Kaser (2011-15)	P	San Diego Chargers
Josh Lambo (2013-14)	PK	San Diego Chargers
Shane Lechler (1996-99)	P	Houston Texans
Patrick Lewis (2009-12)	OL	Buffalo Bills
Jake Matthews (2010-13)	OL	Atlanta Falcons
Christine Michael (2009-12)	RB	Seattle Seahawks
Von Miller (2007-10)	LB	Denver Broncos
Don Muhlbach (2002-03)	DS	Detroit Lions
Julien Obioha (2012-15)	DL	New York Jets
Cedric Ogbuehi (2011-14)	OL	Cincinnati Bengals
Sean Porter (2009-12)	LB	Jacksonville Jaguars
Ryan Tannehill (2008-11)	QB	Miami Dolphins
Steven Terrell (2009-12)	DB	Seattle Seahawks
Cody Wallace (2005-07)	OL	Pittsburgh Steelers
Brandon Williams (2013-15)	DB	Arizona Cardinals



Von Miller
2016 Super Bowl MVP



Gary Kubiak
2016 Super Bowl
Winning Head Coach



Shane Lechler
17th season in the NFL

AGGIES ON NFL COACHING STAFFS

Dennis Allen (1992-95)	Defensive Coordinator	New Orleans Saints
Dan Campbell (1995-98)	Asst. Head Coach/TE	New Orleans Saints
Kyle Caskey (1999-02)	Running Backs	Cincinnati Bengals
Aaron Glenn (1992, 93)	Defensive Backs	New Orleans Saints
Johnny Holland (1983, 84, 85, 86)	Inside Linebackers	Cleveland Browns
Gary Kubiak (1980, 81, 82)	Head Coach	Denver Broncos

Notables

- The longest tenured Aggie in the league is All-Pro punter Shane Lechler with the Houston Texans. Lechler begins his 17th season in the NFL after being a fifth-round selection in the 2000 NFL draft.
- For the sixth straight year, the Aggies had a first-round NFL draft pick and for the fourth straight year it was an offensive lineman as Germain Ifedi was selected by the Seattle Seahawks.
- The defending Super Bowl Champion Denver Broncos are led by Aggie Gary Kubiak who was recently named a Lifetime Achievement Award winner by the Texas A&M Lettermen's Association. Bronco linebacker Von Miller is the reigning Super Bowl MVP.

WEEKLY HONOR ROLL

Game 1 vs. UCLA (9/3)

Justin Evans

Bronko Nagurski National Def. POTW, Jim Thorpe Award POTW, CollegeSportsMadness.com National Def, POTW.

Erik McCoy

SEC Offensive Lineman of the Week.

Game 2 vs. PVAMU (9/10)

Christian Kirk

Tyler Rose Weekly Honor Roll

Trevor Knight

Tyler Rose Weekly Honor Roll

Game 3 vs. Auburn (9/17)

Justin Evans

SEC Defensive POTW

Trayveon Williams

SEC Freshman of the Week

Trevor Knight

Davey O'Brien "Great 8"

Daniel LaCamera

Lou Groza Award "Star of the Week"

Game 4 vs. Arkansas (9/24)

Armani Watts

SEC Defensive POTW, Jim Thorpe Award H-M

Trayveon Williams

SEC Freshman of the Week, Tyler Rose Weekly Honor Roll

Trevor Knight

Davey O'Brien National QB of the Week, Manning Award "Stars of the Week", Earl Campbell Tyler Rose POTW

Game 5 vs. S. Carolina (10/1)

Daeshon Hall

SEC Defensive Lineman of the Week

Game 6 vs. Tennessee (10/8)

Trevor Knight

SEC Offensive POTW, Walter Camp Off. POTW, Davey O'Brien "Great 8", Manning Award "Stars of the Week", Tyler Rose Weekly Honor Roll

Trayveon Williams

SEC Freshman of the Week, Tyler Rose Weekly Honor Roll

Other Honors

Trevor Knight

Midseason Off. POTY (CollegeFootballNews.com)

Justin Evans

Midseason Def. POTY (NFL.com)



MYLES GARRETT

Defensive End • Jr-2L • Arlington, Texas (Martin HS)

- 2016 Preseason All-American, All-SEC
- 2016 Watch List: Rotary Lombardi Award, Bednarik Award, Nagurski Trophy, Walter Camp Player of the Year and the Ted Hendricks Award
- 2015 Finalist: Rotary Lombardi Award, Ted Hendricks Award
- 2015 first-team All-American: Walter Camp, FWAA

NIGHTMARE FOR QBs, OCs

Junior DE **Myles Garrett** is, arguably, the nation's most feared pass rusher.


- Missed the SC game due to injury, return for limited duty vs. UT two weeks ago.
- Garrett was a finalist for the Rotary Lombardi Award (college lineman of the year), the Hendricks Award (top DE), a semifinalist for the Bednarik Award (defensive POY) and was a quarter-finalist for the Lott IMPACT Trophy.
- His older sister, Brea Garrett, was a NCAA Champion thrower for the A&M track and field team. His older brother, Sean Williams, has played for several NBA teams and currently plays basketball overseas.
- Among his measurables are: 40-yard dash: 4.46; broad jump: 9 feet, 5 inches; vertical jump: 38.5 inches; power clean: 372 pounds; deadlift: 528 pounds; incline bench press: 355 pounds; leg press: 1,100 pounds.
- Described as a "dino-geek," Garrett says of his post-football life: "I want to be a paleontologist, whether it's amateur or professional." (Sports Illustrated, July 27, 2015)

SEC Career QB Sacks List

1. Derrick Thomas, Alabama.....	52
2. Billy Jackson, Mississippi St.....	49
3. Ben Williams, Ole Miss.....	37
4. David Pollock, Georgia.....	36
5. Alex Brown, Florida.....	33
6. Reggie White, Tennessee.....	32
7. Richard Tardits, Georgia.....	29
Eric Norwood, South Carolina	
9. Jimmy Payne, Tennessee.....	28
Leonard Little, Tennessee	
Jarvis Jones, Georgia	
Myles Garrett, Texas A&M	

"He impacts every single snap of the game. Every week when OCs are game-planning, they have to account for him first."

--Brian Griese, ESPN



GARRETT GAME-BY-GAME

2014

Opponent	TT	TFL	QBS	FF	QBH
at SC	2	1.0-11	1.0-11	0	2
LAMAR	5	2.0- 8	2.0- 8	0	2
RICE	8	3.5-17	2.5-15	0	0
at SMU	2	0.0- 0	0.0- 0	0	1
vs ARK	3	0.5- 1	0.0- 0	0	2
at MSU	10	1.0- 8	1.0- 8	0	0
OM	3	1.0-12	1.0-12	0	0
at ALA	3	0.0- 0	0.0- 0	0	0
ULM	6	3.5-10	3.5-10	0	1
at AUB	4	0.0- 0	0.0- 0	0	1
MIZZ		DNP			
LSU	4	0.0- 0	0.0- 0	0	0
vs WV	3	1.5- 6	0.5- 3	0	1
Totals (12)	53	14.0-73	11.5-67	0	10

2015

Opponent	TT	TFL	QBS	FF	QBH
vs ASU	8	2.5- 8	2.0- 7	1	3
BALL	1	0.0- 0	0.0- 0	0	0
NEV	7	4.0-20	3.5-20	0	2
vs ARK	2	1.0- 9	1.0- 9	1	1
MS	7	2.0- 8	1.0- 7	1	0
ALA	5	2.0- 9	1.0- 6	0	1
at OM	7	2.0-20	0.0- 0	1	0
SC	7	2.0- 9	2.0- 9	1	0
AUB	3	0.5- 1	0.0- 0	0	0
WCU	3	1.0- 3	0.0- 0	0	0
at Vandy	1	0.0- 0	0.0- 0	0	0
at LSU	6	1.5- 4	1.0- 3	0	0
vs UL	2	1.0-10	1.0-10	0	3
Totals (13)	59	19.5-101	12.5-71	5	10

2016


Opponent	TT	TFL	QBS	FF	QBH
UCLA	3	1.5- 9	1.0- 8	0	2
PVAMU	2	0.0- 0	0.0- 0	0	2
at AUB	3	2.5-16	2.0-14	0	1
vs. ARK	3	1.0- 7	0.0- 0	0	1
at SC		DNP			
UT	3	1.0- 7	1.0- 7	1	0
Totals (5)	14	6.0-39	4.0-29	1	6
Career (30)	126	39.5-213	28.0-167	6	26



VETERAN LEADER

One of the keys to Texas A&M's 2016 improvement on defense has been the continued development and leadership for senior LB Shaan Washington.

- Washington is regularly referenced by the coaching staff for his physical development over the past year.
- Washington arrived at Texas A&M as a 210-pound safety in 2013 but has developed into a 240-pound linebacker in 2016.
- Has increased his bench press to over 400 pounds, according to DC John Chavis.
- Chavis also believes Washington has a future in the NFL.
- Despite battling various injuries over the past two seasons, the Louisiana product or "Louisianimal" ranked No. 2 on the team with 81 tackles in 2015 and No. 4 with 64 in 2014.
- Injured for the first three games of 2014, Washington averaged 6.4 tackles per game after returning to lineup which was the best per-game average on the team.



HALL'S GROWTH

While developing into one of the nation's top DEs, senior DE Daeshon Hall has gained nearly 60 pounds since coming to campus on his recruiting visit.

- Hall came to Texas A&M on his recruiting visit in 2013 as a 208-pound "basketball player," according to head coach Kevin Sumlin. He has bulked up to 270 pounds as a senior.
- Hall's nickname is "Dae Dae."
- Hall moved from Seattle, Wash., to Lancaster, Texas in high school. His high school coach Chris Gilbert got his first glimpse of Hall playing basketball. "He was just like hammering dunks," Gilbert said. "He was a little thin, but I could tell he was strong. He said, 'Coach, I love basketball but everybody tells me they think I can play on Sundays, and I think I can.'" (Dallas Morning News, Sept. 12, 2014)
- Hall's four-sack effort vs. Arizona State in 2015 tied for second-most in a single game in school history, trailing only the five-sack performance by Alex Morris vs. Houston in 1987. Hall matched the sack total of three first-team All-Americans: Jacob Green, Ray Childress and John Roper.
- Teams with Myles Garrett to give the Aggies one of the nation's top defensive ends combos. Last year, Hall and Garrett combined to average 1.50 QB sacks per game, which was more than any other tandem in the SEC.
- Garrett said of the pair's friendly competition to get to the quarterback, "It's a race to get to the quarterback every time."



BIG PLAY ABILITY

Junior FS Armani Watts is the SEC's only player to have registered at least one QB sack, tackle for loss, QB hurry, interception, pass breakup, forced fumble and recovered fumble.

- Earned SEC Defensive Player the Week after the Aggies' 2016 win over Arkansas. He posted a pair of game-changing plays with a strip and fumble recovery at the goal line and a fourth-down TFL vs. ARK.
- Had a record-setting season in 2015 with six double-digit tackle games, including a 20-tackle effort vs. Ole Miss, and he ranked No. 2 in the SEC with 126 tackles (9.7 per game).
- With 126 tackles, Watts was the first Aggie to hit the century mark since LB Michael Hodges had 115 in 2010. Only a handful of Aggie DBs have reached 100 tackles in a season, most recently Jaxson Appel had 135 in 2003.
- Watts led the SEC with an amazing 83 solo tackles.
- His 20-tackle game vs. the Rebels was the second-most prolific tackle game by a DB in school history. Safety Larry Horton matched the overall school record with 24 tackles vs. Baylor in 1990 (originally set by LB Larry Kelm in 1985).
- Watts finished 2015 tied for 14th nationally with 126 tackles.
- A consensus 4-star recruit out of North Forney HS, Watts earned all-state honors at safety and was an all-district pick on offense and defense and as a return man.



RECORD-SETTING REYNOLDS

Senior Josh Reynolds is the only player in Texas A&M and SEC history and FBS's only active player with two 90-yard plus catches -- a 95-yarder vs. Vanderbilt in 2015 and a 92-yard vs. Arkansas in 2016.

- Reynolds led the SEC with a 17.8 per catch average among players with more than 35 catches in 2015. He's on the same track in 2016 with a 21.8 average, which ranks No. 2 in the SEC among players with double-digit catches.
- Reynolds' 13 receiving TDs in 2014 broke the school record of 12 originally set by Jeff Fuller in 2010 and matched by 2014 NFL first-round pick Mike Evans in 2013.
- Overlooked by FBS programs out of HS, Reynolds went to Tyler JC as a full qualifier and then transferred to A&M with three years of eligibility in 2014. The FB coaching staff was tipped off to Reynolds by TAMU T&F coach Pat Henry, who had recruited Reynolds as a high jumper.
- Reynolds' younger brother, Moses, is a true freshman defensive back for the Aggies.

TAMU Career Receiving TDs

Player, Years	TDs
Jeff Fuller, 2008-11	34
Ryan Swope, 2009-12	24
Josh Reynolds, 2014-	22
Uzoma Nwachukwu, 2009-12	19
Bob Long, 1966-68	19

SEC Yards/Catch Leaders

1	Jared Cornelius, ARK	22-448	20.4
2	Josh Reynolds, TAMU	25-488	19.5
3	Josh Malone, UT	22-402	18.3
4	Antonio Callaway, UF	23-399	17.4
5	D.J. Chark, LSU	13-224	17.2

REYNOLDS GAME-BY-GAME

2014

Opponent	Rec.	Yds.	Avg.	TD	LP
at SC	6	76	12.7	1	19
LAMAR	3	33	11.0	0	18
RICE	2	68	34.0	2	48
at SMU	1	70	70.0	1	70
vs ARK	4	89	22.3	1	59
at MSU	7	66	9.4	2	23
OM	6	74	12.3	1	24
at ALA	3	42	14.0	0	26
ULM	2	15	7.5	0	13
at AUB	6	88	14.7	2	36
MIZZ	5	125	25.0	2	56
LSU	2	16	8.0	0	9
vs WV	5	80	16.0	1	44
Totals (13)	52	842	16.2	13	70

2015

Opponent	Rec.	Yds.	Avg.	TD	LP
vs ASU	4	78	19.5	0	36
BALL	1	3	3.0	1	3
NEV	3	55	18.3	2	25
vs ARK	3	106	35.3	0	63
MS	7	141	20.1	0	49
ALA	3	56	18.7	0	23
at OM	3	19	6.3	0	13
SC	5	74	14.8	1	22
AUB	3	22	7.3	0	9
WCU		DNP			
at Vandy	3	105	35.0	1	95
at LSU	5	71	14.2	0	47
vs UL	11	177	16.1	0	36
Totals (12)	51	907	17.8	5	95

2016

Opponent	Rec.	Yds.	Avg.	TD	LP
UCLA	4	78		1	40
PVAMU	2	53		0	36
at AUB	7	98		1	51
vs. ARK	4	141		1	92
at SC	3	29		0	17
UT	5	89		1	43
Totals (6)	25	488		4	92
Career (31)	128	2,237	17.5	22	95



HONEY BADGER REDUX

Junior nickel back Donovan Wilson has drawn comparisons to former LSU playmaker Tyrann Mathieu or the "Honey Badger" because of his penchant for making big plays.

- Wilson ranked third in the SEC with five interceptions in 2015, which matched the entire Texas A&M team's output in 2014.
- Texas A&M defensive coordinator John Chavis says of Wilson, "We need that catalyst and he's been that catalyst force. He's made big play after big play. (Former LSU All-American Tyrann Mathieu) had the 'it' factor. We're starting to see some of that with Donovan." (Bryan-College Station Eagle, Oct. 7, 2015)

2015 Wilson (13 gms) vs. 2011 Mathieu (13 gms)

Player	TFL	QBS	INT	PBU	FR	FF
Wilson	8.5	2.0	5	3	2	3
Mathieu	7.5	1.5	2	9	5	6

- Wilson fills the stat sheet like few other defenders. He ranked No. 4 on the team in tackles (63), had 8.5 TFL, 2.0 QBS, three FF, two FR and three PBUs, along with his five INTs last season.
- A late addition to the Aggies' 2014 signing class, Wilson led the Shreveport, La., area with 13 interceptions while earning All-City Defensive POY (Shreveport Times) and Louisiana Class 4A all-state honors.



TOUGH MATCHUP

At 6-foot-5 and 240 pounds, junior WR Ricky Seals-Jones ranks as one of the toughest matchups for defensive backs in the nation.

- Seals-Jones has missed the last two games due to injury.
- Seals-Jones has been consistently praised as one of the team's top blockers on the perimeter.
- Seals-Jones has been the team's third-leading receiver the past two seasons with 49 catches in 2014 and 45 in 2015.
- His receptions single game high is 10 catches vs. Mississippi State in 2014, which ranks as one of five double-digit catch games by a freshman.
- RSJ played in two games as a true freshman in 2013 before suffering a season-ending injury. In his first career game, Seals-Jones reeled off a 71-yard TD catch and run against Rice that remains his career long.
- The early-season showdown of future Texas A&M signees Seals-Jones of Sealy HS and QB Kohl Stewart of St. Pius in 2012 was the first destination of the "Swag-copter" when head coach Kevin Sumlin used a helicopter to get from College Station to St. Pius' Parsley Field in Houston.

CAPTAIN KIRK

Sophomore WR/RS Christian Kirk burst onto the scene in 2015 as one of the most dangerous and versatile players in the nation. He was named SEC Freshman and Newcomer of the Year in 2015 and was a preseason All-SEC pick as a receiver, return specialist and all-purpose.

- Kirk posted a career-high 12 catches vs. South Carolina.
- Kirk led all SEC freshmen in touchdowns (8), receptions (6.2/G), receiving yards (77.6/G), punt return average (24.4), all-purpose yards (1,789).
- He set the freshman school record with 1,789 all-purpose yardage and was just off the overall school record of 1,806 set by Cyrus Gray in 2010.
- Kirk was a game-breaker for the Aggies as a punt returner with two returns for touchdowns and an NCAA-best three returns of 50 yards or more (tie).
- A consensus 5-star recruit out of Saguaro HS in Scottsdale, Ariz., Kirk was an early enrollee in January of 2015.



SEC Receptions Leaders

1	Christian Kirk, TAMU	40-352	4
2	Calvin Ridley, ALA	39-477	4
3	Evan Engram, OM	37-590	5
3	Drew Morgan, ARK	37-378	2
5	Fred Ross, MSU	34-386	5

KIRK GAME BY GAME

2015	Rushing				Receiving				KO Returns				Punt Returns				A-P
	No.	Yds.	TD	LG	No.	Yds.	TD	LG	No.	Yds.	TD	LG	No.	Yds.	TD	LG	
vs. ASU	0	0	0	0	6	106	1	66	2	36	0	24	2	82	1	79	224
BSU	0	0	0	0	4	43	1	14	1	24	0	24	2	67	0	56	134
NEV	0	0	0	0	6	120	0	48	3	72	0	27	0	0	0	0	192
vs. ARK	1	5	0	5	8	173	2	57	4	77	0	40	0	0	0	0	255
MSU	4	17	0	9	8	77	0	32	1	18	0	18	3	41	0	26	153
ALA	1	11	0	11	7	90	0	22	1	25	0	25	4	86	1	68	212
at OM	1	-2	0	0	2	16	0	9	0	0	0	0	1	-4	0	0	10
SC	0	0	0	0	6	37	0	11	0	0	0	0	0	0	0	0	37
AUB	2	4	0	4	7	44	0	14	0	0	0	0	0	0	0	0	48
WCU	0	0	0	0	9	122	2	43	2	30	0	26	1	46	0	46	198
at Vandy	0	0	0	0	4	43	0	18	0	0	0	0	1	23	0	23	66
at LSU	1	10	0	10	3	54	0	31	4	66	0	19	0	0	0	0	130
vs. UL	1	9	0	9	10	84	1	29	2	37	0	19	0	0	0	0	130
Total (13)	11	54	0	11	80	1009	7	66	20	385	0	40	14	341	2	79	1789

2016	Rushing				Receiving				KO Returns				Punt Returns				A-P
	No.	Yds.	TD	LG	No.	Yds.	TD	LG	No.	Yds.	TD	LG	No.	Yds.	TD	LG	
UCLA	1	11	0	11	8	58	0	13	1	21	0	21	1	17	0	17	107
PVAMU	0	0	0	0	5	106	2	64	0	0	0	0	1	3	0	3	109
at Auburn	2	24	0	20	5	22	0	9	0	0	0	0	0	0	0	0	46
vs. ARK	0	0	0	0	3	25	1	9	0	0	0	0	1	-14	0	0	11
at SC	2	7	0	4	12	61	0	11	0	0	0	0	2	20	0	12	88
Tennessee	0	0	0	0	7	80	1	24	0	0	0	0	0	0	0	0	80
TOTAL (6)	5	42	0	20	40	352	4	64	1	21	0	21	5	26	0	17	441
Career (19)	16	96	0	20	120	1,361	11	66	21	406	0	40	19	367	2	79	2,230



BALL HAWK SAFETY

Senior SS Justin Evans has a well-earned reputation as one of the SEC's biggest hitters. He added ball-hawk to his repertoire with a pair of pickoffs vs. highly-touted UCLA QB Josh Rosen in the 2016 season-opener.

- Named Mideason National Defensive POTY by NFL.com.
- Evans was spectacular in the season-opener against UCLA with a pair of interceptions, another broken up pass, a 21.0 average on kickoff returns and eight tackles. He earned Nagurski and Thorpe National Player of the Week honors.
- After the Auburn game, Evans was named SEC Defensive POTW after making a game-high 12 tackles and breaking up a pass against the Tigers.
- Evans ranked No. 3 on the team with 78 tackles in 2015, and he also contributed an interception and three broken up passes.
- He had a season-high 10 tackles in SEC games against Alabama and Vanderbilt.
- Evans joined the Aggies as an early enrollee after transferring from Mississippi Gulf Coast Community College.
- Was also a standout baseball player in high school, batting .495 as a senior at Wiggins High School.



GRADUATE TRANSFER QB

Graduate transfer Trevor Knight is the first upperclassman QB starter of the Kevin Sumlin era at Texas A&M with a caveat: Junior Matt Joeckel started the 2013 season-opener vs. Rice in place of Johnny Manziel, who was suspended for the first half.

- Knight joined the Aggies in January as a graduate transfer after playing three seasons at the University of Oklahoma.
- Has already established career highs in total offense (422 vs. PVAMU) and rushing yards (157 vs. ARK).
- Named Davey O'Brien National QB of the Week and Earl Campbell Tyler Rose POTW after rushing for 157/2 TDs and passing for 225/2 TDs in win over ARK (9/24).
- At OU, Knight started 15 games, including two bowl games.
- Knight's stats at OU were 3,424 passing yards/25 TDs and 852 rushing yards/8 TDs. He was named the MVP of OU's 2014 Sugar Bowl win over Alabama after connecting on 32-of-44 passes for 348 yards and four TDs.
- Knight had four 300-yard passing games and two 100-yard rushing games at OU.
- His fraternal twin brother, Connor, is a senior fullback for the Sooners.
- Knight earned his bachelor's degree in finance at OU and is pursuing his master's degree in management at Texas A&M.
- Knight helped spearhead the Aggies' humanitarian trip to Haiti last summer, and had made previous trips to the impoverished nation while at OU.

FBS QBs with 500/1,500/2,000

Player, School	Rush/Pass/Total O
Lamar Jackson, UL	832/1,806/2,638
Quinton Flowers, SF	655/1,535/2,190
Trevor Knight, TAMU	502/1,500/2,002

SEC Rushing TD Leaders

Trevor Knight, TAMU	65-502	9
Jalen Hurts, ALA	74-428	8
Ralph Webb, VU	155-730	6
Derrius Guice, LSU	62-564	6
Kerryon Johnson, AUB	105-538	6

2016 KNIGHT GAME BY GAME

Opponent	No.	Rushing				Passing				Total	TD
		Yds.	TD	LG	C-A-I	Yds.	TD	LG	OFF	Resp	
S3 UCLA	9	31	2	8	22-42-1	239	1	40	270	3	
S10 PVAMU	7	78	1	32	21-37-1	344	3	64	422	4	
S17 at Auburn	12	42	0	16	20-40-0	247	1	51	289	1	
S24 vs. Arkansas	10	157	2	62	12-22-0	225	2	92	382	4	
O1 at S. Carolina	12	84	1	15	23-40-1	206	0	33	290	1	
O8 TENNESSEE	15	110	3	62	17-34-2	239	2	43	349	5	
O22 at Alabama											
O29 NMSU											
N5 at Mississippi St.											
N12 OLE MISS											
N19 UTSA											
N24 LSU											
2016 TOTAL		65	502	9	62	115-215-5	1,500	9	92	2,002	18



INSTANT IMPACT

True freshman RB Trayveon Williams still isn't listed as the Aggies' starter at running back, but his impact on the Texas A&M rushing attack is undeniable.

- Williams leads the SEC with an average of 117.3 rushing yards per game, while averaging 8.6 yards per rush.
- With 217 rushing yards against UT, Williams became the first Aggie true freshman to surpass the 200 rushing yards plateau. His 89-yard sprint vs. AUB was the second-longest by a freshman in A&M history.
- Williams has at least one TD run in four straight games entering the Alabama game.
- His 689 rushing yards against Power 5 opponents are 180 more than any other FBS player. His 497 rushing yards against AP Top 25-ranked opponents is 137 more than any other FBS player.
- According to PFF College Football, Williams has a 98.0 pass blocking efficiency rating, allowing just one QB hurry in 2016.
- Was an early enrollee at Texas A&M in January 2016. A four-star recruit, Williams was District 15-5A MVP in 2015 after rushing for 1,409 yards and 20 TDs as a senior at C.E. King. Rushed for nearly 4,000 yards and 40 touchdowns his final two seasons.

Williams' Game-by-Game

2016	Rushes	Yds.	Avg.	TD	LP
UCLA	15	94	6.3	0	42
PVAMU	5	15	3.0	0	4
at AUB	8	127	15.9	1	89
vs. ARK	12	153	12.8	2	33
at SC	14	98	7.0	1	49
UT	28	217	7.8	1	71
Totals (6)	82	704	8.6	5	89



Avery
GENNESEY

LT



Colton
PRATER

LG



Erik
MCCOY

C



Connor
LANFEAR

RG



Jermaine
ELUEMENOR

RT

BIG MAROON GOONS

Calling themselves the Maroon Goons since 2012, the Aggies' typical starting lineup of tackles Jermaine Eluemenor and Avery Gennese, guards Colton Prater and Connor Lanfear and center Erik McCoy weigh in at 1,555 pounds, or 311.0 pounds per goon.

Collectively, they are the second-heaviest starting five in school history, just behind the year-ending starting five in 2014 that averaged 312.0.

Here's the Beef

Goon	HT	WT	Starts
Jermaine Eluemenor, RT	6-5	315	7
Connor Lanfear, RG	6-6	315	6
Erik McCoy, C	6-4	305	6
Colton Prater, LG	6-4	295	6
Avery Gennese, LT	6-5	315	19

GOON FACTS

- Texas A&M has produced a NFL first-round pick at offensive tackle for the past four seasons -- Luke Joeckel in 2013, Jake Matthews in 2014, Cedric Ogbuehi in 2015 and Germain Ifedi in 2016.
- Easily the most experienced Goon, senior LT Avery Gennese started all 13 games in 2015 and has 19 career starts.

- Entering 2016, RT Jermaine Eluemenor was the only other Goon with starting experience -- he started one game at guard in 2015 (bowl game vs. Louisville).
- Eluemenor is nicknamed "London" because he grew up in London, England before moving to New Jersey as a teen.
- Eluemenor was the "hot chicken eating" champion at last year's Music City Bowl in Nashville, Tenn.
- Texas A&M starting QB Trevor Knight has been sacked just four times while attempting 215 passes (35.8 passes/game) in 2016.
- The Aggies have rushed for 200+ yards in all six games, including 366 vs. ARK which was the most against a SEC opponent since joining the league.
- Texas A&M hadn't rushed for 200+ yards in the first six games of a season since the days of Emory Bellard's famed Wishbone offense with Bubba Bean and George "Big Woo" Woodard in 1975.
- Texas A&M leads the SEC in rushing offense (274.3 yards/G) and total offense (532.8 yards/G).
- The Aggies' 6.8 yards per carry average leads the SEC by over a half-yard.
- The first Goon off the bench has been 305-pound swing tackle Koda Martin, who relieved an injured Gennese at LT vs. UCLA and started in place of the injured Eluemenor at RT against South Carolina.



KEVIN SUMLIN

Head Coach

Years at TAMU:	5th (hired Dec. 10, 2011)
Coaching Record	42-16 at Texas A&M / 77-33 overall (9th season)
Birthdate:	Aug. 3, 1964
Hometown:	Indianapolis, Ind.
Wife:	Charlene
Children:	daughters Courtney and Shelby, sons Jackson and Joey
High School:	Brebeuf Jesuit Prep, Indianapolis, Ind.
College:	Purdue, 1988

- Kevin Sumlin enters his fifth season at Texas A&M in 2016. His 36 wins (36-16 record) after his first four seasons marked the second-fastest coaching start in school history behind R.C. Slocum's 39 wins from 1989-92.
- Sumlin was just the second Texas A&M head coach to lead the Aggies to at least eight wins in his each of his first four years.
- Sumlin's record against non-conference teams ranked in the AP Top 25 is a perfect 5-0 (wins over No. 22 Louisiana Tech and No. 11 Oklahoma in 2012, No. 22 Duke in 2013, No. 15 Arizona State in 2015 and No. 16 UCLA in 2016).
- Sumlin's 11 wins against AP Top 25 opponents rank No. 2 among Texas A&M head coaches in school history. Slocum leads the list with 17 wins vs. ranked opponents.
- Sumlin was the first Texas A&M coach to win three straight bowl games (2012-14). His three bowl wins match the most by a Texas A&M head coach (Slocum had three from 1989-2002). He was the second head coach in program history to take his first four squads to a bowl game.
- Sumlin was the 2012 SEC Coach of the Year by the Associated Press and the SEC Co-Coach of the Year by the league head coaches.
- Sumlin was a 2009, 2011 and 2012 Paul "Bear" Bryant Coach of the Year finalist, and a AFCA Coach of the Year finalist in 2011.
- Sumlin was hired at Texas A&M on Dec. 10, 2011 after four highly successful seasons as head coach at the University of Houston.
- He compiled a 35-17 record at UH, and led the Cougars to three bowl games in his four seasons.
- He earned his degree in Criminology and Criminal Justice from Purdue University in 1988. Sumlin was a standout linebacker for the Boilermakers from 1983-86.
- Sumlin served as an assistant coach at Texas A&M from 2001-02. Was hired as assistant head coach and wide receivers coach, and he added offensive coordinator to his responsibilities early in the 2002 season after the offense struggled early in the season. With Sumlin calling the plays, the Aggie offense flourished, averaging 33.0 points and 419 yards per game for the remainder of the season after posting just 16.0 points and 286 yards per game previously. A highlight of the season included a 30-26 win over top-ranked Oklahoma with the Aggies gaining 404 total yards to key the victory.
- Other assistant coaching stops for Sumlin include: Oklahoma (2003-07), Purdue (1998-2000), Minnesota (1993-97) and Wyoming (1991-92). He got his coaching start as a graduate assistant at Washington State from 1989-90.
- Sumlin is a native of Indianapolis, Ind., and attended high school at Brebeuf Jesuit Prep. He was born Aug. 3, 1964, in Brewton, Ala.



TEXAS A&M COACHES SPEED CHART

SIDELINE



KEVIN SUMLIN
HEAD COACH



NOEL MAZZONE
OFFENSIVE COOR. /
QUARTERBACKS



JEFF BANKS
SPECIAL TEAMS COOR. /
TIGHT ENDS



TERRY JOSEPH
SECONDARY



AARON MOOREHEAD
WIDE RECEIVERS



TERRY PRICE
DEFENSIVE ENDS



DAVID TURNER
RUN DEFENSE COOR. /
DEFENSIVE TACKLES



JIM TURNER
OFFENSIVE LINE



LARRY JACKSON
FOOTBALL SPORTS
PERFORMANCE

PRESS BOX



JOHN CHAVIS
ASSOC. HEAD COACH /
DEFENSIVE COOR.
LINEBACKERS



CLARENCE MCKINNEY
RUNNING BACKS



KYLE FIELD

- Home of the Aggies since 1905. Stadium built in 1927 and the horseshoe enclosed in 1929.
- Capacity: 102,733
- Stadium record crowd is 110,633 (A&M vs. Ole Miss, 10/11/2014).
- Kyle Field is named for former A&M Dean of Agriculture Edwin Jackson Kyle, who donated a 400 x 400-foot area of the southern edge of campus that had been assigned to him for horticultural experiments. It became the home of the Aggies.
- Texas A&M just finished a \$485 million re-development of Kyle Field that makes the Home of the 12th Man the largest football stadium in the SEC and the state of Texas.
- Texas A&M has led the SEC in home attendance the past two seasons, with an average of 105,122 in 2014 and 103,622 in 2015.

Texas A&M's 2015 attendance at Kyle Field surpassed the 700,000 level for the first time with a cumulative 725,354 attending the Aggies' seven home games. Texas A&M averaged 103,622 per game, which led the SEC for the second straight year.

KYLE FIELD RECORD CROWDS

110,633	Ole Miss (2014)	L, 35-20
106,248	Tennessee (2016)	W, 45-38 ²⁰¹
105,829	LSU (2014)	L, 23-17
105,733	Alabama (2015)	L, 41-23
104,756	Missouri (2014)	L, 34-27
104,728	Lamar (2014)	W, 73-3
104,625	Auburn (2015)	L, 26-10
104,455	Mississippi State (2015)	W, 30-17
104,213	Ball State (2015)	W, 56-23
103,867	Rice (2014)	W, 38-10

KYLE FIELD RECORD SEASON AVERAGES

1.	105,122	2014	630,735 / 6 games
2.	103,622	2015	725,354 / 7 games
3.	87,183	2011	610,283 / 7 games
4.	87,125	2013	697,003 / 8 games
5.	87,014	2012	522,083 / 6 games
6.	82,711	2001	496,268 / 6 games
7.	82,477	2010	577,338 / 7 games
8.	82,207	2007	575,450 / 7 games
9.	82,193	2008	575,351 / 7 games
10.	80,198	2002	561,389 / 7 games

SQUAD BREAKDOWN

STARTERS RETURNING

OFFENSE (6)

WR--	Christian Kirk	(11 starts in 2015)
WR--	Josh Reynolds	(12 starts in 2015)
WR--	Ricky Seals-Jones	(11 starts in 2015)
WR--	Damion Ratley	(7 starts in 2015)
LT--	Avery Gennesy	(13 starts in 2015)
LG--	Keaton Sutherland	(7 starts in 2015)

DEFENSE (6)

DE--	Daeshon Hall	(13 starts in 2015)
DE--	Myles Garrett	(13 starts in 2015)
LB--	Shaan Washington	(13 starts in 2015)
Nic-	Donovan Wilson	(7 starts in 2015)
FS--	Armani Watts	(13 starts in 2015)
SS--	Justin Evans	(12 starts in 2015)

SPECIAL TEAMS (4 POSITIONS)

HOL-	Conner McQueen	(perfect on holds in 2015)
SNP-	Austin Frey	(Snaps on punts)
	Christian Robertson	(Snaps on PAT/FG)
KR--	Christian Kirk	(19.2 avg. per return/Long 40)
PR--	Christian Kirk	(24.4 avg. per return/2 TDs)

STARTERS LOST

OFFENSE (5)

RT--	Germain Ifedi	(13 starts in 2015, 37 career starts)
C--	Mike Matthews	(13 starts in 2015, 36 career)
RG--	Joseph Cheek	(13 starts in 2015, 23 career starts)
RB--	Tra Carson	(13 starts in 2015, 17 career starts)
QB--	Kyle Allen	(9 starts in 2015, 14 career starts)

DEFENSE (5)

DT--	Julien Obioha	(10 starts in 2015, 46 career starts)
DT--	Alonzo Williams	(13 starts in 2015, 34 career starts)
LB--	A.J. Hilliard	(8 starts in 2015, 9 career starts)
CB--	De'Vante Harris	(13 starts in 2015, 38 career starts)
CB--	Brandon Williams	(13 starts in 2015, 17 career starts)

SPECIAL TEAMS (2)

PLK-	Taylor Bertolet	(22-of-31 FG, 38-of-38 PAT, 104 pts)
P--	Drew Kaser	(60 punts, 47.5 avg., 71 long)

RETURNING STATISTICAL LEADERS

RUSHING

James White, RB	55 carries, 196 net, 3.6 avg., 1 TD
Kwame Etwi, RB	20 carries, 151 net, 7.6 avg.

PASSING

Jake Hubenak, QB	40-of-75, 399 yards, 1 Int, 3 TD
------------------	----------------------------------

RECEIVING

Christian Kirk, WR	80 receptions, 1009 yards, 7 TD
Josh Reynolds, WR	51 receptions, 907 yards, 5 TD
Ricky Seals-Jones, WR	45 receptions, 560 yards, 4 TD
Speedy Noil, WR	21 receptions, 226 yards, 2 TD
Damion Ratley, WR	15 receptions, 200 yards, 2 TD
Jeremy Tabuyo, WR	9 receptions, 102 yards, 3 TD
Edward Pope, WR	8 receptions, 65 yards

ALL-PURPOSE

Christian Kirk, WR/RS	54 rush, 1,009 receive, 341 PR, 385 KOR, 1,789 A-P
-----------------------	--

SPECIAL TEAMS

Christian Kirk, RS	14-341/24.4 avg. PR, 20-385/19.2 avg. KOR
--------------------	---

TACKLES

Armani Watts, DB	126 tackles, 1 INT, 2 forced fumbles
Shaan Washington, LB	81 tackles, 1 sack, 1 forced fumble
Justin Evans, DB	78 tackles, 1 INT, 3 PBU
Donovan Wilson, DB	63 tackles, 5 INT, 3 forced fumbles
Myles Garrett, DL	59 tackles, 12.5 sacks, 5 forced fumbles
Daeshon Hall, DL	54 tackles, 7.0 sacks, 2 forced fumbles
Richard Moore, LB	39 tackles, 1.0 sack, 7.5 TFL

LETTERMEN RETURNING (50)

Offense (18) – Jermaine Eluemunor, Kwame Etwi, Avery Gennesy, Jake Hubenak, Frank Iheanacho, Jamal Jeffery, Christian Kirk, Connor Lanfear, Koda Martin, Boone Niederhofer, Speedy Noil, Edward Pope, Damion Ratley, Josh Reynolds, Ricky Seals-Jones, Keaton Sutherland, Jeremy Tabuyo, James White

Defense (29) – Otar Alaka, Devonta Burns, DeShawn Capers-Smith, Reggie Chevis, Qualen Cunningham, Victor Davis, Justin Dunning, Landis Durham, Noel Ellis, Justin Evans, Riley Garner, Myles Garrett, Claude George, Daeshon Hall, Nick Harvey, Zaycoven Henderson, Jarrett Johnson, Kingsley Keke, James Lockhart, Daylon Mack, Richard Moore, Tanner Schorp, Alex Sezer, Jr., Dwaine Thomas, Hardreck Walker, Josh Walker, Shaan Washington, Armani Watts, Donovan Wilson

Special Teams (3) – Austin Frey, Conner McQueen, Christian Robertson

LETTERMEN LOST (26)

Offense (16) – Kyle Allen, Brandon Alexander, Tra Carson, Joseph Cheek, Jordan Davis, Brice Dolezal, J.J. Gustafson, Sabian Holmes, Germain Ifedi, Nathan Kellman, Ryan Lindblade, Mike Matthews, Kyler Murray, Caden Smith, Jeremiah Stuckey, Blaine Townsend

Defense (8) – De'Vante Harris, A.J. Hilliard, Justin Manning, Sam Moeller, Julien Obioha, Alonzo Williams, Brandon Williams, Kevin Wilson

Special Teams (2) – Taylor Bertolet, Drew Kaser

TEXAS A&M DEPTH CHART (OCT. 9, 2016)

OFFENSE

WR	2	Speedy Noil, 5-11, 200, Jr-2L, New Orleans, LA (Edna Karr)
	19	Jeremy Tabuyo, 5-11, 195, Sr-3L, Honolulu, HI (St. Louis)
	or 4	DAMION RATLEY , 6-3, 195, Jr-1L, Yoakum, TX (Yoakum/Blinn JC)
LT	65	AVERY GENNESY , 6-5, 315, Sr-1L, Southaven, MS (Southaven/E. Miss.)
	75	Koda Martin, 6-6, 305, So-1L, Manvel, TX (Manvel)
LG	76	Colton Prater, 6-4, 295, Fr-HS, Bossier City, LA (Airline)
	69	Brayden Talbert, 6-5, 300, Fr-RS, Montgomery, TX (Montgomery)
C	64	Erik McCoy, 6-4, 305, Fr-RS, Lufkin, TX (Lufkin)
	55	Austin Anderson, 6-4, 297, Fr-HS, Mineola, TX (Mineola)
RG	70	Connor Lanfear, 6-6, 315, So-1L, Buda, TX (Buda)
	78	KEATON SUTHERLAND , 6-5, 310, So-1L, Flower Mound, TX (Marcus)
RT	72	Jermaine Eluemunor, 6-4, 325, Sr-1L, Denville, NJ (Morris Knolls/Lackawanna (PA))
	50	Tank Davis, 6-4, 290, So-SQ, Garland, TX (Lakeview Centennial)
WR	9	RICKY SEALS-JONES , 6-5, 240, Jr-2L, Sealy, TX (Sealy)
	15	Frank Iheanacho, 6-6, 230, So-1L, Houston, TX (Westside)
WR	11	JOSH REYNOLDS , 6-4, 193, Sr-2L, San Antonio, TX (Jay/Tyler JC)
	18	Edward Pope, 6-4, 172, Sr-3L, Carthage, TX (Carthage)
	or 16	Kemah Siverand, 6-1, 200, Fr-RS, Cypress, TX (Cy Ridge)
WR	3	CHRISTIAN KIRK , 5-11, 200, So-1L, Scottsdale, AZ (Saguaro)
	82	Boone Niederhofer, 6-3, 207, Sr-2L, San Antonio, TX (Churchill)
QB	8	Trevor Knight, 6-1, 215, Sr-TR, San Antonio, TX (Reagan/Oklahoma)
	10	Jake Hubenak, 6-3, 215, Jr-1L, Georgetown, TX (Georgetown/Blinn JC)
TB	20	James White, 6-0, 217, Jr-2L, Pearland, TX (Dawson)
	or 7	Keith Ford, 5-11, 215, Jr-RS, Cypress, TX (Cy Ranch/Oklahoma)
	or 5	Trayveon Williams, 5-9, 200, Fr-HS, Houston, TX (C.E. King)

DEFENSE

DE	10	DAESHON HALL , 6-6, 270, Sr-3L, Seattle, WA (Lancaster)
	9	Qualen Cunningham, 6-3, 240, Jr-2L, Chandler, AZ (Hamilton)
DT	92	Zaycoven Henderson, 6-2, 300, Jr-2L, Longview, TX (Longview)
	or 88	Kingsley Keke, 6-3, 310, So-1L, Richmond, TX (George Ranch)
DT	98	Hardreck Walker, 6-2, 290, Sr-3L, Spring, TX (Westfield)
	5	Daylon Mack, 6-1, 320, So-1L, Gladewater, TX (Gladewater)
DE	15	MYLES GARRETT , 6-5, 270, Jr-2L, Arlington, TX (Martin)
	40	Jarrett Johnson, 6-3, 260, Jr-2L, Katy, TX (Seven Lakes)
WLB	33	SHAAN WASHINGTON , 6-3, 240, Sr-3L, Alexandria, La.
	12	Cullen Gillaspia, 6-2, 230, So-SQ, Katy, TX (Taylor)
MLB	42	Otaro Alaka, 6-3, 240, So-1L, Houston, TX (Cy Falls)
	31	Claude George, 6-2, 240, Sr-1L, Lafayette, LA (Acadiana/Hutchinson (KS) CC)
SLB	7	Richard Moore, 6-1, 218, So-1L, Cedar Hill, TX (Cedar Hill)
	16	Dwaine Thomas, 6-2, 225, So-1L, Boutte, LA (Hahnville)
RCB	1	Nick Harvey, 5-10, 185, Jr-2L, Lancaster, TX (Richmond Travis)
	27	Roney Elam, 6-2, 180, Fr-RS, Newton, TX (Newton)
LCB	24	Priest Willis, 6-2, 200, Jr-RS, Tempe, AZ (Marcos De Niza/UCLA)
	26	DeShawn Capers-Smith, 6-0, 190, So-1L, New Orleans, LA (Warren Easton)
FS	23	ARMANI WATTS , 5-11, 200, Jr-2L, Forney, TX (North)
	11	Larry Pryor, 6-0, 205, Fr-RS, Sulphur Springs, TX (Sulphur Springs)
SS	14	JUSTIN EVANS , 6-1, 200, Sr-1L, Wiggins, MS (Stone/Gulf Coast (MS) CC)
	6	Donovan Wilson, 6-1, 206, Jr-2L, Shreveport, LA (Woodlawn)
NICK	6	DONOVAN WILSON , 6-1, 205, Jr-2L, Shreveport, LA (Woodlawn)
	or 4	Noel Ellis, 5-10, 185, Jr-2L, New Orleans, LA (Edna Karr)
	or 17	Alex Sezer, Jr., 5-9, 180, Sr-3L, Orange, TX (Little Cypress-Mauriceville)

SPECIAL TEAMS

PLK	36	Daniel LaCamera, 6-4, 223, So-SQ, Tarpon Springs, FL (East Lake)
P	46	Shane Tripucka, 6-3, 210, Jr-SQ, Allen, TX (Allen)
	34	Braden Mann, 5-11, 205, Fr-HS, Houston, TX (Cy Fair)
SNP	40	CHRISTIAN ROBERTSON , 5-11, 240, So-1L, Grapevine, TX (Grapevine)
	45	AUSTIN FREY , 6-1, 220, So-1L, Tomball, TX (Homeschool)
HOLD	14	CONNER MCQUEEN , 5-10, 175, Sr-3L, Klein, TX (Klein Oak)

PR	3	CHRISTIAN KIRK , 5-11, 200, So-1L, Scottsdale, AZ (Saguaro)
	14	Justin Evans, 6-1, 200, Sr-1L, Wiggins, MS (Stone/Gulf Coast (MS) CC)
	1	Nick Harvey, 5-10, 185, Jr-2L, Lancaster, TX (Richmond Travis)
KR	14	Justin Evans, 6-1, 200, Sr-1L, Wiggins, MS (Stone/Gulf Coast (MS) CC)
	7	Keith Ford, 5-11, 215, Jr-RS, Cypress, TX (Cy Ranch/Oklahoma)
	5	Trayveon Williams, 5-9, 200, Fr-HS, Houston, TX (C.E. King)

PRONUNCIATION GUIDE

Audible pronunciations available on the online roster at 12thMan.com

ALAKA, OTARO _____ ah-LOCK-ah, oh-TAR-oh
 BUSSEY, Kendall _____ BUS-ee
 CHEVIS, Reggie _____ SHEH-viss (like Chevy)
 Cunningham, QUALEN _____ KWAY-lin
 Davis, QUARTNEY _____ courtney
 DIESCH, Kellen _____ deesh
 DWORACZYK, Justin _____ da-war-zick
 Elam, RONEY _____ ronnie
 Ellis, NOEL _____ no-ELL
 ELUEMUNOR, Jermaine _____ eh-LOO-muh-nor
 ETWI, Kwame _____ ett-wee
 FREY, Austin _____ fry
 GENNESY, Avery _____ JIN-ih-see

GILLASPIA, Cullen _____ GILL-ess-pee-ah
 Hall, DAESHON _____ DAY-shon
 Henderson, ZAYCOVEN _____ zay-COE-vin
 HUBENAK, Jake _____ HUGH-ben-ack
 IHEANACHO, Frank _____ eye-HEN-uch-oh
 KEKE, Kingsley _____ KEY-KEY
 LACAMERA, Daniel _____ lah-camera
 MADUBUIKE, Justin _____ MAD-aye-boo-kay
 NOIL, Speedy _____ NOIL (as in oil)
 OKEKE, IKENNA _____ OH-kay-kay, EYE-ken-ah
 SEZER, Alex _____ SEE-zer
 TABUYO, Jeremy _____ tah-BOO-yo
 TRIPUCKA, Shane _____ trah-PUKE-ah

TEXAS A&M FOOTBALL ALPHABETICAL ROSTER

	NAME	POS.	HT.	WT.	CL-EXP	HOMETOWN (HIGH SCHOOL/JC)
42	Alaka, Otar	LB	6-3	240	So-1L	Houston, TX (Cypress Falls)
55	Anderson, Austin	OL	6-4	297	Fr-HS	Mineola, TX (Mineola)
51	Anderson, Riley	OL	6-5	294	Fr-HS	Mineola, TX (Mineola)
63	Baldree, Cagan	OL	6-4	271	Fr-HS	Carthage, TX (Carthage)
34	Bantle, Clayton	DB	6-1	205	Fr-HS	Shreveport, LA (Loyola College Prep)
67	Beakey, Drew	OL	6-3	290	Fr-RS	Houston, TX (Lutheran South Academy)
33	Bean, Justice	WR	5-11	180	Fr-HS	Frankston, TX (Frankston)
32	Boyd, Rakeem	RB	5-11	200	Fr-HS	Houston, Texas (Stratford)
96	Brown, Jesse	DL	6-0	285	So-TR	Katy, TX (Katy/Navarro JC)
25	Bussey, Kendall	RB	5-9	200	Fr-RS	New Orleans, LA (Isidore Newman)
26	Capers-Smith, DeShawn	DB	6-0	190	So-1L	New Orleans, LA (Warren Easton)
22	Chattman, Clifford	DB	6-5	190	Fr-HS	New Orleans, LA (McDonogh 35)
43	Chavis, Kristian	RB	5-9	215	Fr-RS	Florence, SC (South Florence)
13	Chevis, Reggie	DL	6-1	300	Jr-1L	Houston, TX (Sharpstown)
80	Chriss, Clyde	WR	6-0	170	Fr-HS	New Orleans, LA (Warren Easton)
27	Clark, John	RB	5-8	195	Fr-HS	Northbrook, IL (Glenbrook North)
89	Cline, Calvin	TE	6-5	255	Jr-TR	Ft. Lauderdale, FL (Pine Crest/Va. Tech)
9	Cunningham, Qualen	DL	6-3	240	Jr-2L	Chandler, AZ (Hamilton)
86	Darley, David	DE	6-4	240	Jr-SQ	Westlake Village, CA (Oaks Christian)
1	Davis, Quartney	WR	6-2	195	Fr-HS	Houston, TX (Langham Creek)
50	Davis, Tank	OL	6-4	290	So-SQ	Garland, TX (Lakeview Centennial)
26	Davis, Victor	DB	6-1	190	Jr-2L	Rosenberg, TX (Terry)
74	Diesch, Kellen	OL	6-5	286	Fr-HS	Trophy Club, TX (Byron Nelson)
25	Dodson, Tyrel	LB	6-2	245	Fr-HS	Franklin, TN (Centennial)
54	Driver, Jordan	LB	6-1	245	Fr-HS	Bryan, TX (Bryan)
8	Dunning, Justin	DB	6-4	225	So-1L	Whitehouse, TX (Whitehouse)
46	Durham, Landis	DL	6-3	255	So-1L	Plano, TX (East)
68	Dworaczyk, Justin	OL	6-6	280	Fr-RS	Houston, TX (Langham Creek)
27	Elam, Roney	DB	6-2	180	Fr-RS	Newton, TX (Newton)
71	Elbert, Trevor	OL	6-5	300	Fr-RS	Rockwall, TX (Heath)
4	Ellis, Noel	DB	5-10	185	Jr-2L	New Orleans, LA (Edna Karr)
72	Eluemunor, Jermaine	OL	6-4	325	Sr-1L	Denville, NJ (Morris Knolls/Lackawanna (PA))
22	Etwi, Kwame	RB	5-9	195	So-1L	Conroe TX (Oak Ridge)
14	Evans, Justin	DB	6-1	200	Sr-1L	Wiggins, MS (Stone/Gulf Coast (MS) CC)
7	Ford, Keith	RB	5-11	215	Jr-RS	Cypress, TX (Cypress Ranch/Oklahoma)
45	Frey, Austin	DS	6-1	220	So-1L	Tomball, TX (Homeschool)
28	Fuller, Travon	DB	6-1	170	Fr-HS	Athens, TX (Athens)
35	Garner, Riley	LB	6-3	230	So-1L	College Station, TX (AGM Consolidated)
15	Garrett, Myles	DL	6-5	270	Jr-2L	Arlington, TX (Martin)
65	Gennessy, Avery	OL	6-5	315	Sr-1L	Southaven, MS (Southaven/E. Mississippi)
31	George, Claude	LB	6-2	240	Sr-1L	Lafayette, LA (Acadiana/Hutchinson (KS) CC)
12	Gillaspia, Cullen	LB	6-2	230	So-SQ	Katy, TX (Taylor)
41	Grady, Peter	PLK	5-11	220	Jr-SQ	Cedar Park, TX (Vista Ridge)
24	Graham, Jake	TE	6-0	228	Fr-HS	Waco, TX (Midway)
91	Grimes, KJ	DL	6-3	230	Fr-HS	College Station, TX (College Station)
85	Gustafson, Grant	TE	6-4	235	Fr-RS	Fort Worth, TX (All Saints)
10	Hall, Daeshon	DL	6-6	270	Sr-3L	Seattle, WA (Lancaster)
21	Hansford, Aaron	WR	6-3	225	Fr-HS	Washington, D.C. (St. John's College)
1	Harvey, Nick	DB	5-10	185	Jr-2L	Lancaster, TX (Richmond Travis)
92	Henderson, Zaycoven	DL	6-2	300	Jr-2L	Longview, TX (Longview)
10	Hubenak, Jake	QB	6-3	215	Jr-1L	Georgetown, TX (Georgetown/Blinn JC)
16	Hughes, Hank	QB	6-2	188	Fr-HS	Richardson, TX (Pearce)
15	Iheanacho, Frank	WR	6-6	230	So-1L	Houston, TX (Westside)
13	Jeffery, Jamal	WR	5-9	175	Jr-1L	Lufkin, TX (Lufkin)
40	Johnson, Jarrett	DE	6-3	260	Jr-2L	Katy, TX (Seven Lakes)
81	Judkins, Jalyn	TE	6-4	230	Jr-SQ	Angleton, TX (Angleton)
88	Keke, Kingsley	DL	6-4	310	So-1L	Richmond, TX (George Ranch)
88	Kirchner, Matthew	WR	6-2	200	Fr-RS	Plano, TX (Plano)
3	Kirk, Christian	WR	5-11	200	So-1L	Scottsdale, AZ (Saguaro)

	NAME	POS.	HT.	WT.	CL-EXP	HOMETOWN (HIGH SCHOOL/JC)
8	Knight, Trevor	QB	6-1	215	Sr-TR	San Antonio, TX (Reagan/Oklahoma)
50	Labhart, Mac	LB	6-0	230	So-SQ	Dallas, TX (St. Mark's)
36	LaCamera, Daniel	PLK	6-4	223	So-SQ	Tarpon Springs, FL (East Lake)
70	Lanfear, Connor	OL	6-6	315	So-1L	Buda, TX (Buda)
41	Laufenberg, Luke	TE	6-4	225	Fr-HS	Argyle, TX (Liberty Christian)
99	Lockhart, James	DL	6-3	260	So-1L	Ennis, TX (Ennis)
62	Loitz, Chad	OL	6-1	325	Jr-SQ	Round Rock, TX (McNeil)
5	Mack, Daylon	DL	6-1	320	So-1L	Gladewater, TX (Gladewater)
52	Madubuike, Justin	DL	6-3	275	Fr-HS	McKinney, TX (North)
56	Magee II, Keeath	LB	6-0	210	Fr-HS	Houston, TX (Westfield)
34	Mann, Braden	PLK/P	5-11	205	Fr-HS	Houston, TX (Cypress Fair)
75	Martin, Koda	OL	6-6	305	So-1L	Manvel, TX (Manvel)
38	Mastrogiovanni, Jordan	LB	6-3	235	Jr-2L	Dallas, TX (Jesuit)
77	McCollum, Ryan	OL	6-5	285	Fr-HS	Spring, TX (Klein Oak)
64	McCoy, Erik	OL	6-4	305	Fr-RS	Lufkin, TX (Lufkin)
14	McQueen, Conner	QB	5-10	175	Sr-3L	Klein, TX (Klein Oak)
26	Merritt, Kirk	WR	5-11	205	So-TR	Destrehan, LA (Destrehan/Oregon)
13	Milstead, Michael	QB	6-0	185	Fr-HS	Houston, TX (Stratford)
7	Moore, Richard	LB	6-1	218	So-1L	Cedar Hill, TX (Cedar Hill)
42	Motley, Josch	WR	5-11	185	Jr-SQ	College Station, TX (AGM Consolidated)
90	Moton, T.D.	DL	6-3	305	Fr-HS	Shreveport, LA (Woodlawn)
82	Niederhofer, Boone	WR	6-3	207	Sr-2L	San Antonio, TX (Churchill)
2	Noil, Speedy	WR	5-11	200	Jr-2L	New Orleans, LA (Edna Karr)
20	Okeke, Ikenna	DB	6-3	219	Fr-HS	Smyrna, TN (Smyrna)
21	Oliver, Charles	DB	6-2	200	Fr-HS	Fairfield, TX (Fairfield)
32	Paulhill, Will	DB	5-10	200	Sr-SQ	Conroe, TX (Conroe)
47	Phillips, Samuel	WR	6-3	214	Fr-RS	Concord, CA (De La Salle)
18	Pope, Edward	WR	6-4	172	Sr-3L	Carthage, TX (Carthage)
76	Prater, Colton	OL	6-4	295	Fr-HS	Bossier City, LA (Airline)
11	Pryor, Larry	DB	6-0	205	Fr-RS	Sulphur Springs, TX (Sulphur Springs)
4	Ratley, Damion	WR	6-3	195	Jr-1L	Yoakum, TX (Yoakum/Blinn JC)
19	Rawlins, Gannon	QB	6-3	220	Fr-HS	Galveston, TX (Ball)
11	Reynolds, Josh	WR	6-4	193	Sr-2L	San Antonio, TX (Jay/Tyler JC)
30	Reynolds, Moses	DB	6-2	190	Fr-HS	San Antonio, TX (Jay)
38	Riethman, Drew	PLK	6-0	190	Fr-HS	Ft. Worth, TX (Nolan Catholic)
40	Robertson, Christian	DS	5-11	240	So-1L	Grapevine, TX (Grapevine)
84	Rogers, Kendrick	WR	6-3	200	Fr-HS	Frankston, TX (Frankston)
28	Sanders, A.J.	RB	5-10	190	Fr-HS	The Woodlands, TX (College Park)
86	Schorp, Tanner	TE	6-3	250	Jr-1L	San Antonio, TX (Ronald Reagan)
9	Seals-Jones, Ricky	WR	6-5	240	Jr-2L	Sealy, TX (Sealy)
17	Sezer, Jr., Alex	DB	5-9	180	Sr-3L	Orange, TX (Little Cypress-Mauriceville)
87	Shetler, Greer	TE	6-4	215	Fr-RS	San Antonio, TX (Alamo Heights)
16	Siverand, Kemah	WR	6-1	200	Fr-RS	Cypress, TX (Cypress Ridge)
17	Starkel, Nick	QB	6-3	195	Fr-HS	Argyle, TX (Liberty Christian)
78	Sutherland, Keaton	OL	6-5	310	So-1L	Flower Mound, TX (Marcus)
19	Tabuyo, Jeremy	WR	5-11	195	Sr-3L	Honolulu, HI (St. Louis)
69	Talbert, Brayden	OL	6-5	300	Fr-RS	Montgomery, TX (Montgomery)
16	Thomas, Dwaine	LB	6-2	225	So-1L	Boutte, LA (Hahnville)
46	Tripucka, Shane	P	6-3	210	Jr-SQ	Allen, TX (Allen)
98	Walker, Hardreck	DL	6-2	290	Sr-3L	Spring, TX (Westfield)
11	Walker, Josh	LB	6-0	245	Jr-2L	Gilmer, TX (Gilmer)
33	Washington, Shaan	LB	6-3	240	Sr-3L	Alexandria, LA (Senior)
23	Watts, Armani	DB	5-11	200	Jr-2L	Forney, TX (North)
58	White, Braden	LB	5-11	220	Fr-HS	Florence, AL (Florence)
20	White, James	RB	6-0	217	Jr-2L	Pearland, TX (Dawson)
83	Whitley, Kyle	WR	6-2	210	So-SQ	Troy, TX (Troy)
5	Williams, Trayveon	RB	5-9	200	Fr-HS	Houston, TX (C.E. King)
24	Willis, Priest	DB	6-2	200	Jr-RS	Tempe, AZ (Marcos De Niza/UCLA)
6	Wilson, Donovan	DB	6-1	206	Jr-2L	Shreveport, LA (Woodlawn)

TEXAS A&M FOOTBALL NUMERICAL ROSTER

	NAME	POS.	HT.	WT.	CL-EXP	HOMETOWN (HIGH SCHOOL/JC)
1	Davis, Quartney	WR	6-2	195	Fr-HS	Houston, TX (Langham Creek)
1	Harvey, Nick	DB	5-10	185	Jr-2L	Lancaster, TX (Richmond Travis)
2	Noil, Speedy	WR	5-11	200	Jr-2L	New Orleans, LA (Edna Karr)
3	Kirk, Christian	WR	5-11	200	So-1L	Scottsdale, AZ (Saguaro)
4	Ellis, Noel	DB	5-10	185	Jr-2L	New Orleans, LA (Edna Karr)
4	Ratley, Damion	WR	6-3	195	Jr-1L	Yoakum, TX (Yoakum/Blinn JC)
5	Mack, Daylon	DL	6-1	320	So-1L	Gladewater, TX (Gladewater)
5	Williams, Trayveon	RB	5-9	200	Fr-HS	Houston, TX (C.E. King)
6	Wilson, Donovan	DB	6-1	206	Jr-2L	Shreveport, LA (Woodlawn)
7	Ford, Keith	RB	5-11	215	Jr-RS	Cypress, TX (Cypress Ranch/Oklahoma)
7	Moore, Richard	LB	6-1	218	So-1L	Cedar Hill, TX (Cedar Hill)
8	Dunning, Justin	DB	6-4	225	So-1L	Whitehouse, TX (Whitehouse)
8	Knight, Trevor	QB	6-1	215	Sr-TR	San Antonio, TX (Reagan/Oklahoma)
9	Cunningham, Qualen	DL	6-3	240	Jr-2L	Chandler, AZ (Hamilton)
9	Seals-Jones, Ricky	WR	6-5	240	Jr-2L	Sealy, TX (Sealy)
10	Hall, Daeshon	DL	6-6	270	Sr-3L	Seattle, WA (Lancaster)
10	Hubenak, Jake	QB	6-3	215	Jr-1L	Georgetown, TX (Georgetown/Blinn JC)
11	Pryor, Larry	DB	6-0	205	Fr-RS	Sulphur Springs, TX (Sulphur Springs)
11	Reynolds, Josh	WR	6-4	193	Sr-2L	San Antonio, TX (Jay/Tyler JC)
11	Walker, Josh	LB	6-1	245	Jr-2L	Gilmer, TX (Gilmer)
12	Gillaspia, Cullen	LB	6-2	230	So-SQ	Katy, TX (Taylor)
13	Chevis, Reggie	DL	6-1	300	Jr-1L	Houston, TX (Sharpstown)
13	Jeffery, Jamal	WR	5-9	175	Jr-1L	Lufkin, TX (Lufkin)
13	Milstead, Michael	QB	6-0	180	Fr-HS	Houston, TX (Stratford)
14	Evans, Justin	DB	6-1	200	Sr-1L	Wiggins, MS (Stone/Gulf Coast (MS) CC)
14	McQueen, Conner	QB	5-10	175	Sr-3L	Klein, TX (Klein Oak)
15	Garrett, Myles	DL	6-5	270	Jr-2L	Arlington, TX (Martin)
15	Iheanacho, Frank	WR	6-6	230	So-1L	Houston, TX (Westside)
16	Hughes, Hank	QB	6-2	188	Fr-HS	Richardson, TX (Pearce)
16	Siverand, Kemah	WR	6-1	200	Fr-RS	Cypress, TX (Cypress Ridge)
16	Thomas, Dwaine	LB	6-2	225	So-1L	Boutte, LA (Hahnville)
17	Sezer, Jr., Alex	DB	5-9	180	Sr-3L	Orange, TX (Little Cypress-Mauriceville)
17	Starkel, Nick	QB	6-3	195	Fr-HS	Argyle, TX (Liberty Christian)
18	Pope, Edward	WR	6-4	172	Sr-3L	Carthage, TX (Carthage)
19	Rawlins, Gannon	QB	6-3	220	Fr-HS	Galveston, TX (Ball)
19	Tabuyo, Jeremy	WR	5-11	195	Sr-3L	Honolulu, HI (St. Louis)
20	Okeke, Ikenna	DB	6-3	219	Fr-HS	Smyrna, TN (Smyrna)
20	White, James	RB	6-0	217	Jr-2L	Pearland, TX (Dawson)
21	Hansford, Aaron	WR	6-3	225	Fr-HS	Washington, D.C. (St. John's College)
21	Oliver, Charles	DB	6-2	200	Fr-HS	Fairfield, TX (Fairfield)
22	Chattman, Clifford	DB	6-5	190	Fr-HS	New Orleans, LA (McDonogh 35)
22	Etwi, Kwame	RB	5-9	195	So-1L	Conroe TX (Oak Ridge)
23	Watts, Armani	DB	5-11	200	Jr-2L	Forney, TX (North)
24	Graham, Jake	TE	6-2	228	Fr-HS	Waco, TX (Midway)
24	Willis, Priest	DB	6-2	200	Jr-RS	Tempe, AZ (Marcos De Niza/UCLA)
25	Bussey, Kendall	RB	5-9	200	Fr-RS	New Orleans, LA (Isidore Newman)
25	Dodson, Tyrel	LB	6-2	245	Fr-HS	Franklin, TN (Centennial)
26	Capers-Smith, DeShawn	DB	6-0	190	So-1L	New Orleans, LA (Warren Easton)
26	Davis, Victor	DB	6-1	190	Jr-2L	Rosenberg, TX (Terry)
26	Merritt, Kirk	WR	5-11	205	So-TR	Destrehan, LA (Destrehan/Oregon)
27	Clark, John	RB	5-8	185	Fr-HS	Northbrook, IL (Glenbrook North)
27	Elam, Roney	DB	6-2	180	Fr-RS	Newton, TX (Newton)
28	Fuller, Travon	DB	6-0	170	Fr-HS	Athens, TX (Athens)
28	Sanders, A.J.	RB	5-10	190	Fr-HS	The Woodlands, TX (College Park)
30	Reynolds, Moses	DB	6-2	190	Fr-HS	San Antonio, TX (Jay)
31	George, Claude	LB	6-2	240	Sr-1L	Lafayette, LA (Acadiana/Hutchinson (KS) CC)
32	Boyd, Rakeem	RB	5-11	200	Fr-HS	Houston, Texas (Stratford)
32	Paulhill, Will	DB	5-10	200	Sr-SQ	Conroe, TX (Conroe)
33	Bean, Justice	WR	5-11	180	Fr-HS	Frankston, TX (Frankston)

	NAME	POS.	HT.	WT.	CL-EXP	HOMETOWN (HIGH SCHOOL/JC)
33	Washington, Shaan	LB	6-3	240	Sr-3L	Alexandria, LA (Senior)
34	Bantle, Clayton	DB	6-1	205	Fr-HS	Shreveport, LA (Loyola College Prep)
34	Mann, Braden	PLK/P	5-11	205	Fr-HS	Houston, TX (Cypress Fair)
35	Garner, Riley	LB	6-3	230	So-1L	College Station, TX (A&M Consolidated)
36	LaCamera, Daniel	PLK	6-4	223	So-SQ	Tarpon Springs, FL (East Lake)
38	Mastrogiovanni, Jordan	LB	6-3	235	Jr-2L	Dallas, TX (Jesuit)
38	Riethman, Drew	PLK	6-0	190	Fr-HS	Ft. Worth, TX (Nolan Catholic)
40	Johnson, Jarrett	DL	6-3	260	Jr-2L	Katy, TX (Seven Lakes)
40	Robertson, Christian	DS	5-11	240	So-1L	Grapevine, TX (Grapevine)
41	Grady, Peter	PLK	5-11	220	Jr-SQ	Cedar Park, TX (Vista Ridge)
41	Laufenberg, Luke	TE	6-4	225	Fr-HS	Argyle, TX (Liberty Christian)
42	Alaka, Otaru	LB	6-3	240	So-1L	Houston, TX (Cypress Falls)
42	Motley, Josch	WR	5-11	185	Jr-SQ	College Station, TX (A&M Consolidated)
43	Chavis, Kristian	RB	5-9	215	Fr-RS	Florence, SC (South Florence)
45	Frey, Austin	DS	6-1	220	So-1L	Tomball, TX (Homeschool)
46	Durham, Landis	DL	6-3	255	So-1L	Plano, TX (East)
46	Tripucka, Shane	P	6-3	210	Jr-SQ	Allen, TX (Allen)
47	Phillips, Samuel	WR	6-3	214	Fr-RS	Concord, CA (De La Salle)
50	Davis, Tank	OL	6-4	290	So-SQ	Garland, TX (Lakeview Centennial)
50	Labhart, Mac	LB	6-0	230	So-SQ	Dallas, TX (St. Mark's)
51	Anderson, Riley	OL	6-5	294	Fr-HS	Mineola, TX (Mineola)
52	Madubuike, Justin	DL	6-3	275	Fr-HS	McKinney, TX (North)
54	Driver, Jordan	LB	6-1	245	Fr-HS	Bryan, TX (Bryan)
55	Anderson, Austin	OL	6-4	297	Fr-HS	Mineola, TX (Mineola)
56	Magee II, Keeath	LB	6-0	210	Fr-HS	Houston, TX (Westfield)
58	White, Braden	LB	5-11	220	Fr-HS	Florence, AL (Florence)
62	Loitz, Chad	OL	6-1	325	Jr-SQ	Round Rock, TX (McNeil)
63	Baldree, Cagan	OL	6-4	271	Fr-HS	Carthage, TX (Carthage)
64	McCoy, Erik	OL	6-4	305	Fr-RS	Lufkin, TX (Lufkin)
65	Gennesy, Avery	OL	6-5	315	Sr-1L	Southaven, MS (Southaven/E. Mississippi)
67	Beakey, Drew	OL	6-3	290	Fr-RS	Houston, TX (Lutheran South Academy)
68	Dworaczyk, Justin	OL	6-6	280	Fr-RS	Houston, TX (Langham Creek)
69	Talburt, Brayden	OL	6-5	300	Fr-RS	Montgomery, TX (Montgomery)
70	Lanfear, Connor	OL	6-6	315	So-1L	Buda, TX (Buda)
71	Elbert, Trevor	OL	6-5	300	Fr-RS	Rockwall, TX (Heath)
72	Eluemunor, Jermaine	OL	6-4	325	Sr-1L	Denville, NJ (Morris Knolls/Lackawanna (PA))
74	Diesch, Kellen	OL	6-5	286	Fr-HS	Trophy Club, TX (Byron Nelson)
75	Martin, Koda	OL	6-6	305	So-1L	Manvel, TX (Manvel)
76	Prater, Colton	OL	6-4	295	Fr-HS	Bossier City, LA (Airline)
77	McCollum, Ryan	OL	6-5	285	Fr-HS	Spring, TX (Klein Oak)
78	Sutherland, Keaton	OL	6-5	310	So-1L	Flower Mound, TX (Marcus)
80	Chriss, Clyde	WR	6-0	175	Fr-HS	New Orleans, LA (Warren Easton)
81	Judkins, Jalyn	TE	6-4	230	Jr-SQ	Angleton, TX (Angleton)
82	Niederhofer, Boone	WR	6-3	207	Sr-2L	San Antonio, TX (Churchill)
83	Whitley, Kyle	WR	6-2	210	So-SQ	Troy, TX (Troy)
84	Rogers, Kendrick	WR	6-3	200	Fr-HS	Frankston, TX (Frankston)
85	Gustafson, Grant	TE	6-4	235	Fr-RS	Fort Worth, TX (All Saints)
86	Darley, David	DE	6-4	240	Jr-SQ	Westlake Village, CA (Oaks Christian)
86	Schorp, Tanner	TE	6-3	250	Jr-1L	San Antonio, TX (Ronald Reagan)
87	Shetler, Greer	TE	6-4	215	Fr-RS	San Antonio, TX (Alamo Heights)
88	Keke, Kingsley	DL	6-4	310	So-1L	Richmond, TX (George Ranch)
88	Kirchner, Matthew	WR	6-2	200	Fr-RS	Plano, TX (Plano)
89	Cline, Kalvin	TE	6-5	255	Jr-TR	Ft. Lauderdale, FL (Pine Crest/Virginia Tech)
90	Moton, T.D.	DL	6-3	305	Fr-HS	Shreveport, LA (Woodlawn)
91	Grimes, KJ	DL	6-3	230	Fr-HS	College Station, TX (College Station)
92	Henderson, Zaycoven	DL	6-2	300	Jr-2L	Longview, TX (Longview)
96	Brown, Jesse	DL	6-0	285	So-TR	Katy, TX (Katy/Navarro JC)
98	Walker, Hardreck	DL	6-2	290	Sr-3L	Spring, TX (Westfield)
99	Lockhart, James	DL	6-3	260	So-1L	Ennis, TX (Ennis)

SCHEDULE BREAKDOWN -- RANKINGS / TV / RADIO

Date	AP/HC/CF	Opponent (AP/HC/CF)	TV/Kickoff	Play-by-Play, Analyst (s), Sideline	National Radio	Play-by-Play, Analyst, Sideline
9/3	RV/RV	UCLA (16/24)	CBS/2:30 pm	Verne Lundquist, Gary Danielson, Allie LaForce	Compass Media	Gregg Daniels, Tony Hill
9/10	20/24	Prairie View A&M (n/a)	SEC N/11 am	Roy Philpott, Clint Stoerner, Kevin Weidl		
9/17	17/20	at Auburn (RV/RV)	ESPN/6 pm	Dave Flemming, Brian Griese, Todd McShay		
9/24	10/13	vs. Arkansas (17/18)	ESPN/8 pm	Joe Tessitore, Todd Blackledge, Holly Rowe		
10/1	9/10	at South Carolina (NR/NR)	SEC N/3 pm	Dave Neal, Matt Stinchcomb, Olivia Harlan		
10/8	8/7	Tennessee (9/9)	CBS/2:30 pm	Verne Lundquist, Gary Danielson, Allie LaForce		
10/22	6/6	at Alabama (1/1)	CBS/2:30 pm	Verne Lundquist, Gary Danielson, Allie LaForce	Compass Media	Chris Carrino, Brian Baldinger
10/29		New Mexico State	ESPNU/6:30 pm			
11/5		at Mississippi State				
11/12		Ole Miss				
11/19		UTSA				
11/24		LSU	ESPN/6:30 pm			

AGGIES IN THE RANKINGS (WEEK BY WEEK)

Poll	Pre	W2	W3	W4	W5	W6	W7	W8	W9	W10	W11	W12	W13	W14	W15	FIN
College FB Playoff	--	--	--	--	--	--	--	--								
Associated Press	RV	20	17	10	9	8	6	6								
Amway Coaches	RV	24	20	13	10	7	6	6								

Associated Press Top 25

RK	TEAM	RECORD	PTS	LW
1.	Alabama (60)	7-0	1524	1
2.	Ohio St.	6-0	1457	2
3.	Michigan (1)	6-0	1368	4
4.	Clemson	7-0	1337	3
5.	Washington	6-0	1304	5
6.	Texas A&M	6-0	1218	6
7.	Louisville	5-1	1168	7
8.	Nebraska	6-0	1037	10
9.	Baylor	6-0	1021	11
10.	Wisconsin	4-2	935	8
11.	Houston	6-1	766	13
12.	West Virginia	5-0	744	20
13.	Florida St.	5-2	733	14
14.	Boise St.	6-0	694	15
15.	Florida	5-1	626	18
16.	Oklahoma	4-2	612	19
17.	Arkansas	5-2	584	22
18.	Tennessee	5-2	550	9
19.	Utah	6-1	479	21
20.	W. Michigan	7-0	285	24
21.	Auburn	4-2	277	23
22.	N. Carolina	5-2	254	NR
23.	Mississippi	3-3	188	12
24.	Navy	4-1	163	25
25.	LSU	4-2	123	NR

Others receiving votes: Colorado 121, South Florida 108, Miami (FL) 74, Oklahoma St. 51, Washington St. 49, Virginia Tech 37, N.C. State 18, Stanford 16, Memphis 14, S. Diego St. 13, Troy 10, Pittsburgh 7, USC 6, TCU 6, Arizona St. 6, Iowa 4, Appalachian St. 2, BYU 1, Tulsa 1

USA Today Coaches Poll

RK	TEAM	RECORD	PTS	LW
1.	Alabama (61)	7-0	1597	1
2.	Ohio St. (2)	6-0	1524	2
3.	Clemson (1)	7-0	1432	3
4.	Michigan	6-0	1413	4
5.	Washington	6-0	1366	5
6.	Texas A&M	6-0	1287	6
7.	Louisville	5-1	1207	7
8.	Baylor	6-0	1130	8
9.	Nebraska	6-0	1114	9
10.	Wisconsin	4-2	874	10
11.	Houston	6-1	841	12
12.	Florida	5-1	830	14
13.	West Virginia	5-0	781	18
14.	Boise St.	6-0	772	15
15.	Florida St.	5-2	709	16
16.	Oklahoma	4-2	600	20
17.	Arkansas	5-2	570	22
18.	Utah	6-1	538	21
19.	Tennessee	5-2	457	11
20.	W. Michigan	7-0	317	23
21.	N. Carolina	5-2	250	NR
22.	Mississippi	3-3	182	13
23.	LSU	4-2	176	25
24.	Auburn	4-2	156	NR
25.	Navy	4-1	133	NR

Others receiving votes: Colorado 121, South Florida 108, Miami (FL) 74, Oklahoma St. 51, Washington St. 49, Virginia Tech 37, N.C. State 18, Stanford 16, Memphis 14, S. Diego St. 13, Troy 10, Pittsburgh 7, USC 6, TCU 6, Arizona St. 6, Iowa 4, Appalachian St. 2, BYU 1, Tulsa 1

MEDIA SCHEDULE / INFORMATION

SUN/MONDAY	TUESDAY	WEDNESDAY	THURSDAY	FRIDAY	SATURDAY
<p>No availability.</p> <p>All player/coach interview requests for Tuesday's weekly press conference must be submitted to Alan Cannon <acannon@athletics.tamu.edu> by 11 am on Monday.</p>	<p>Weekly Press Conference (Kyle Field Media Center).</p> <p>12 noon: Coach Sumlin; Coaches Mazzone, Chavis and selected players to follow. (Web stream available via 12thMan.com)</p> <p>7 pm: Kevin Sumlin Radio Show (Rudy's) on TAMU Radio Network (12thMan.com/listen)</p>	<p>SEC Teleconference</p> <p>Coach Sumlin appears from 11:30-39 am</p> <p>4 pm: "The Pulse" (Fox Sports SW)</p> <p>6:30 pm: "The Pulse" (KBTX-TV/Bryan/College Station)</p>	<p>No availability.</p> <p>6:30 pm: "The Pulse" (CW8/Bryan/College Station)</p>	<p>No availability.</p> <p>12 midnight: Midnight Yell Practice</p> <p>Location: Chuy's, 216 Summit Blvd., Birmingham, Ala.</p>	<p>2:30 p.m.</p> <p>Texas A&M at Alabama, Bryant-Denny Stadium, Tuscaloosa, Ala.</p> <p>(Lockerroom is closed. Coaches and players will be brought to the media area promptly after game.)</p>

On the Web

Visit 12thMan.com/media for media-specific information regarding Texas A&M Athletics, including contact information, media guide, quick facts, game notes and more.

Credentials

Media credentials should be requested via www.sportssystem.com/clients/seccredentials at least one week in advance of game and will be mailed if time permits. Otherwise, credentials can be picked up at Media Will Call inside Entry 7 (east side of Kyle Field, near the northeast activation tower). Media Will Call opens four hours prior to game time. The Kyle Field press box seats approximately 120 working media members. Media seating is limited, so credentials will be issued according to Texas A&M and the SEC credential guidelines, which can be found at www.12thMan.com/media.

Media Guide

A limited number of 2016 Texas A&M football media guides were printed and distributed to media outlets that regularly cover the program. All others wishing to obtain a copy are encouraged to download the guide at 12thMan.com/media.

Weekly Game Notes

Media members wishing to receive the weekly game notes via E-mail can do so by e-mailing Brad Marquardt (bmarquardt@athletics.tamu.edu).

Practice

All practices are closed to the public, and only the first 20 minutes of the selected workouts will be open for members of accredited media outlets. Media members wishing to attend the beginning of practice should contact the SID office for availability, exact starting times and location.

Weekly Press Conference

Texas A&M conducts a weekly press conference on Tuesday of all game weeks beginning at 11 a.m. at the Bright Football Complex. Coach Kevin Sumlin addresses the media promptly at 12 noon. Player requests should be made to the SID office on Mondays prior to the evening practice. Unless class schedules present a conflict, requested players also will be available during this time. This is the preferred time for all interviews to occur.

SEC Teleconference

The 14 SEC coaches will be featured on a weekly teleconference each Wednesday from 10 a.m. - 12:30 p.m. (CT) beginning August 31 and concluding November 23. Media representatives wishing to participate in the teleconference should contact the SEC Media Relations Office for further details. A replay of each week's teleconference can be heard on the SEC's website, www.secsports.com. Each coach will appear on the teleconference for 10 minutes, according to the following schedule (All Times Central):

10:00 a.m. Les Miles, LSU
10:10 a.m. Kirby Smart, Georgia
10:20 a.m. Jim McElwain, Florida
10:30 a.m. Derek Mason, Vanderbilt
10:40 a.m. Nick Saban, Alabama
10:50 a.m. Butch Jones, Tennessee
11:00 a.m. Bret Bielema, Arkansas
11:10 a.m. Barry Odom, Missouri
11:20 a.m. Hugh Freeze, Ole Miss
11:30 a.m. Kevin Sumlin, Texas A&M
11:40 a.m. Mark Stoops, Kentucky
11:50 a.m. Dan Mullen, Mississippi St.
12:00 p.m. Will Muschamp, S. Carolina
12:10 p.m. Gus Malzahn, Auburn

Press Box

The main press box is now located at the 800 level on the east side of Kyle Field, or the side facing Houston Street, and can be accessed through the elevator at **Entry 7 or Entry 9**. The TV broadcast booths are located east side of the stadium.

Media Will Call

Media will call is located at Entry 7, on the east side of the stadium near the northeast activation tower.

Postgame

At home games, postgame interviews with A&M players and coaches are conducted in a specially equipped interview room at the southeast corner of Kyle Field. The A&M locker room is closed at all times to media. Interview requests will be taken late in the game and every effort will be made to ensure that requested players are available. There will be no interviews conducted on the field, except for the television network that is broadcasting the game. At away games, similar policy is in effect and location of interviews will be determined.

Post-game Highlights FTP

Texas A&M will provide postgame video highlights after home games via an FTP site to approved media members. Please contact Adam Quisenberry (aquisenberry@athletics.tamu.edu) at the Texas A&M Media Relations office for more information and log on credentials.



Destination Aggieland App

Download the free "Destination Aggieland" app which shows traffic conditions, parking, shuttle bus, gameday and local dining info to help you enjoy your Kyle Field weekend.

Following Aggie Football

Aggie Football Facebook
[facebook.com/AggieFootball](https://www.facebook.com/AggieFootball)

Aggie Football Twitter
[@AggieFootball](https://twitter.com/AggieFootball)

Aggie FB Life Twitter
[@AggieFBLife](https://twitter.com/AggieFBLife)

Head Coach Kevin Sumlin Twitter
[@CoachSumlin](https://twitter.com/CoachSumlin)

Following Aggie Athletics

Aggie Athletics Facebook
[facebook.com/AggieAthletics](https://www.facebook.com/AggieAthletics)

Aggie Athletics Twitter
[@12thMan](https://twitter.com/12thMan)

Aggie Athletics Instagram
[instagram.com/12thMan](https://www.instagram.com/12thMan)

Complete Social Directory
[12thMan.com/social](https://www.12thMan.com/social)



2016 TEXAS A&M FOOTBALL STATISTICS

SCHEDULE / RESULTS / RECORD BREAKDOWN

Date	Opponent	Score	Overall	SEC	Start	Time	Temp	Attend
Sat Sep 3	^{16/24} UCLA	W ^{OT} 31-24	1-0	—	2:30p	4:03	88°	100,443
Sat Sep 10	PRAIRIE VIEW A&M	W 67-0	2-0	—	11:00a	3:33	80°	96,412
Sat Sep 17	* at Auburn	W 29-16	3-0	1-0	6:00P	3:42	81°	87,175
Sat Sep 24	* vs ^{17/18} Arkansas !	W 45-24	4-0	2-0	8:00p	3:39	72°	67,751
Sat Oct 1	* at South Carolina	W 24-13	5-0	3-0	3:00P	3:20	81°	78,245
Sat Oct 8	* ^{9/9} TENNESSEE	W ^{2OT} 45-38	6-0	4-0	2:30p	4:43	81°	106,248
Sat Oct 22	* at ^{1/1} Alabama							
Sat Oct 29	NEW MEXICO STATE							
Sat Nov 5	* at Mississippi State							
Sat Nov 12	* OLE MISS							
Sat Nov 19	UTSA							
Sat Nov 24	* LSU							

* - SEC Game / ! - at AT&T Stadium (Arlington, Texas) / Rankings reflected as AP/USA Today ranking at time of the game

TEAM STATISTICS

	A&M	OPPONENT
SCORING	241	115
Points Per Game	40.2	19.2
FIRST DOWNS	142	141
Rushing	71	48
Passing	61	77
Penalty	10	16
RUSHING YARDAGE	1,646	956
Yards gained rushing	1,760	1,200
Yards lost rushing	114	244
Rushing Attempts	242	248
Average Per Rush	6.8	3.9
Average Per Game	274.3	159.3
TDs Rushing	19	8
PASSING YARDAGE	1,551	1,267
Comp-Att-Int	121-227-5	141-247-7
Average Per Pass	6.8	6.8
Average Per Catch	12.8	11.8
Average Per Game	258.5	278.2
TDs Passing	9	5
TOTAL OFFENSE	3,197	2,625
Total Plays	469	495
Average Per Play	6.8	5.3
Average Per Game	532.8	437.5
KICK RETURNS: #-Yards	14-319 (22.8)	12-222 (18.5)
PUNT RETURNS: #-Yards	6-99 (16.5)	14-70 (5.0)
INT RETURNS: #-Yards	7-13	5-9
FUMBLES-LOST	11-6	17-10
PENALTIES-Yards	38-312	43-306
Average Per Game	52.0	51.0
PUNTS-Yards	33-1,438	38-1,502
Average Per Punt	41.5	36.4
TIME OF POSSESSION/Game	26:40	33:20
3RD-DOWN Conversions	36/93 (39%)	34/100 (34%)
4TH-DOWN Conversions	5/7 (71%)	4/12 (33%)
SACKS BY-Yards	20-156	6-49
FIELD GOALS-ATTEMPTS	12-16	8-13
ON-SIDE KICKS	0-0	0-2
RED-ZONE SCORES	(25-30) 83%	(17-26) 65%
PAT-ATTEMPTS	(29-29) 100%	(11-11) 100%
ATTENDANCE AVG	101,034	82,710

	2016 SEASON	UNDER SUMLIN
Overall	6-0	42-16
Home	3-0	21-9
Away	2-0	14-6
Neutral	1-0	7-1
SEC	4-0	21-15
Non-Conference	2-0	21-1
Overtime	2-0	4-0
Day	4-0	19-8
Night	2-0	24-8
Televised	6-0	42-16
Non-Televised	0-0	0-0
vs Top 25	3-0	12-11
vs Top 15	1-0	5-6
vs Top 10	1-0	4-6
vs Top 5	0-0	2-3
Scores First	2-0	35-8
Opponent Scores First	4-0	7-8
Leading after 1st Qtr	2-0	28-6
Trailing after 1st Qtr	3-0	9-9
Tied after 1st Qtr	1-0	5-1
Leading at Half	4-0	36-4
Trailing at Half	0-0	2-12
Tied at Half	2-0	4-0
Leading after 3rd Qtr	6-0	38-2
Trailing after 3rd Qtr	0-0	3-14
Tied after 3rd Qtr	0-0	1-0
Wins Coin Toss	1-0	19-9
Loses Coin Toss	5-0	23-7
Natural Grass	5-0	28-14
Artificial Surface	1-0	14-2

SCORE BY QUARTERS

	1st	2nd	3rd	4th	OT	Total
Texas A&M	48	61	51	64	17	241
Opponents	31	19	10	52	3	115

TEXAS A&M GAME-BY-GAME STATISTICS

OFFENSE

	Date	Opponent	RUSHING				RECEIVING				PASSING				KICK RETURNS				PUNT RETURNS				tot off
			No.	Yds	TD	Lg	No.	Yds	TD	Lg	C-A-I	Yds	TD	Lg	No	Yds	TD	Lg	No	Yds	TD	Lg	
SEPT	3	UCLA	41	203	3	42	22	239	1	40	22-42-1	239	1	40	6	136	0	30	1	17	0	17	442
	10	PRAIRIE VIEW A&M	38	277	4	32	27	395	3	64	27-49-1	395	3	64	1	20	0	20	2	76	1	73	672
	17	at Auburn	37	231	1	89	20	247	1	51	20-40-0	247	1	51	0	0	0	0	0	0	0	0	478
	24	vs Arkansas	37	366	4	62	12	225	2	92	12-22-0	225	2	92	4	84	0	42	1	-14	0	0	591
OCT	1	at South Carolina	39	216	3	49	23	206	0	33	23-40-1	206	0	33	3	79	0	36	2	20	0	12	422
	8	TENNESSEE	50	353	4	71	17	239	2	43	17-34-2	239	2	43	0	0	0	0	0	0	0	0	592
	22	at Alabama																					
	29	NEW MEXICO STATE																					
NOV	5	at Mississippi State																					
	12	OLE MISS																					
	19	UTSA																					
	24	LSU																					
TEXAS A&M			242	1646	19	89	121	1551	9	92	121-227-5	1551	9	92	14	319	0	42	6	99	1	73	3197
OPPONENTS			248	956	8	75	141	1669	5	62	141-247-7	1669	5	62	12	222	0	34	14	70	0	16	2625

DEFENSE

	Date	Opponent	TACKLES			SACKS		FUMBLES			QBH	Pass Brk	Blkd Kick	Kicks Att-Mad	2-Pt Conv		Saf	Pts
			Solo	Ast	Total	TFL-Yds	No-Yds	FF	FR-Yds	Int-Yds					Run	Rcv		
SEPT	3	UCLA	46	42	88	10.0-47	5.0-39	0	0-0	3-13	7	2	0	4-4	0	0	0	31
	10	PRAIRIE VIEW A&M	30	30	70	7.0-37	3.0-24	1	0-0	1-0	7	10	1	8-8	0	0	1	67
	17	at Auburn	56	20	76	13.0-55	4.0-32	1	1-0	0-0	6	4	0	2-2	0	0	0	29
	24	vs Arkansas	46	26	72	10.0-35	1.0-9	2	3-0	0-0	3	5	0	6-6	0	0	0	45
OCT	1	at South Carolina	46	22	68	10.0-41	3.0-23	1	1-0	1-0	5	4	0	3-3	0	0	0	24
	8	TENNESSEE	56	46	102	8.0-37	4.0-29	5	5-0	2-0	5	10	0	6-6	0	0	0	45
	22	at Alabama																
	29	NEW MEXICO STATE																
NOV	5	at Mississippi State																
	12	OLE MISS																
	19	UTSA																
	24	LSU																
		TEXAS A&M	280	186	466	58.0-252	20.0-156	10	10-0	7-13	33	35	1	29-29	0	0	1	241
		OPPONENTS	239	162	401	27.0-105	6.0-49	7	6-20	5-9	24	28	0	11-11	0	1	0	115

SPECIAL TEAMS

	Date	Opponent	No	Yds	Avg	PUNTING					FIELD GOALS					KICKOFFS				
						Long	Blkd	TB	FC	50+	I20	Att-Made	Lg	Blkd	No	Yds	Avg	TB	OB	
SEPT	3	UCLA	7	331	47.3	59	0	0	0	2	2	2-1	23	0	5	317	63.4	3	0	
	10	PRAIRIE VIEW A&M	2	75	37.5	48	0	0	0	0	1	3-3	48	0	12	791	65.9	8	1	
	17	at Auburn	7	294	42.0	59	0	0	4	2	2	5-5	46	0	8	520	65.0	7	0	
	24	vs Arkansas	2	95	47.5	50	0	0	0	1	1	2-1	48	0	8	520	65.0	7	0	
OCT	1	at South Carolina	5	224	44.8	50	0	0	2	1	2	2-1	35	0	5	323	64.6	4	0	
	8	TENNESSEE	10	419	41.9	55	0	0	0	4	6	2-1	34	0	6	377	62.8	1	1	
	22	at Alabama																		
	29	NEW MEXICO STATE																		
NOV	5	at Mississippi State																		
	12	OLE MISS																		
	19	UTSA																		
	24	LSU																		
		TEXAS A&M	33	1438	43.6	59	0	0	6	10	14	16-12	48	0	44	2848	64.7	30	2	
		OPPONENTS	38	1523	40.1	66	0	2	23	5	12	13-8	43	1	24	1502	62.6	9	1	

RED ZONE

	Date	Opponent	Score	Times In RZ	Times Scored	Pts	Total TDs	Rush TDs	Pass TDs	FGs Made	Failed to score inside Red Zone					
											FGA	Downs	Int	Fumb	Half	Game
SEPT	3	UCLA	W 31-24	5	4	24	3	3	0	1	1	0	0	0	0	0
	10	PRAIRIE VIEW A&M	W 67-0	7	6	34	4	3	1	2	0	0	1	0	0	0
	17	at Auburn	W 29-16	5	5	19	1	0	1	4	0	0	0	0	0	0
	24	vs Arkansas	W 45-24	3	1	7	1	0	1	0	1	0	0	1	0	0
OCT	1	at South Carolina	W 24-13	3	3	17	2	2	0	1	0	0	0	0	0	0
	8	TENNESSEE	W 45-38	7	6	38	5	3	2	1	1	0	0	0	0	0
	22	at Alabama														
	29	NEW MEXICO STATE														
NOV	5	at Mississippi State														
	12	OLE MISS														
	19	UTSA														
	24	LSU														
TEXAS A&M – 25 OF 30 (83.3%)				30	25	139	16	11	5	9	3	0	1	1	0	0
OPPONENTS – 17 OF 26 (65.4%)				26	17	94	11	7	4	6	3	4	1	1	0	0

OPPONENT GAME-BY-GAME STATISTICS

OFFENSE

	Date	Opponent	RUSHING				RECEIVING				PASSING				KICK RETURNS				PUNT RETURNS				tot off
			No.	Yds	TD	Lg	No.	Yds	TD	Lg	C-A-I	Yds	TD	Lg	No	Yds	TD	Lg	No	Yds	TD	Lg	
SEPT	3	UCLA	40	125	1	32	26	343	1	62	26-47-3	343	1	62	2	33	0	17	5	32	0	16	468
	10	PRAIRIE VIEW A&M	28	32	0	9	14	173	0	27	14-40-1	173	0	27	3	40	0	17	1	4	0	4	205
	17	at Auburn	54	236	2	33	22	163	0	18	22-35-0	163	0	18	1	34	0	34	1	6	0	6	399
	24	vs Arkansas	40	120	1	55	28	371	2	44	28-42-0	371	2	44	1	15	0	15	1	-1	0	0	491
OCT	1	at South Carolina	35	161	1	75	22	217	0	36	22-35-1	217	0	36	1	19	0	19	2	5	0	0	378
	8	TENNESSEE	51	282	3	36	29	402	2	53	29-48-2	402	2	53	4	81	0	32	4	24	0	16	684
	22	at Alabama																					
	29	NEW MEXICO STATE																					
NOV	5	at Mississippi State																					
	12	OLE MISS																					
	19	UTSA																					
	24	LSU																					
OPPONENTS			248	956	8	75	141	1669	5	62	141-247-7	1669	5	62	12	222	0	34	14	70	0	16	2625
TEXAS A&M			242	1646	19	89	121	1551	9	92	121-227-5	1551	9	92	14	319	0	42	6	99	1	73	3197

DEFENSE

	Date	Opponent	TACKLES			SACKS		FUMBLES			QBH	Pass Brk	Blkd Kick	Kicks Att-Mad	2-Pt Conv		Saf	Pts
			Solo	Ast	Total	TFL-Yds	No-Yds	FF	FR-Yds	Int-Yds					Run	Rcv		
SEPT	3	UCLA	41	38	79	2.0-6	0.0-0	1	1-0	1-0	1	5	0	1-1	0	1	0	24
	10	PRAIRIE VIEW A&M	41	34	75	6.0-27	2.0-22	1	1-0	1-0	1	7	0	0-0	0	0	0	0
	17	at Auburn	39	16	55	4.0-22	1.0-11	1	0-0	0-0	13	5	0	1-1	0	0	0	16
	24	vs Arkansas	29	26	55	5.0-17	1.0-5	1	2-0	0-0	1	4	0	3-3	0	0	0	24
OCT	1	at South Carolina	52	18	70	5.0-17	1.0-2	2	1-20	1-0	5	3	0	1-1	0	0	0	13
	8	TENNESSEE	37	30	67	5.0-16	1.0-9	1	1-0	2-9	3	4	0	5-5	0	0	0	38
	22	at Alabama																
	29	NEW MEXICO STATE																
NOV	5	at Mississippi State																
	12	OLE MISS																
	19	UTSA																
	24	LSU																
		OPPONENTS	239	162	401	27.0-105	6.0-49	7	6-20	5-9	24	28	0	11-11	0	1	0	115
		TEXAS A&M	280	186	466	58.0-252	20.0-156	10	10-0	7-13	33	35	1	29-29	0	0	1	241

SPECIAL TEAMS

			PUNTING							FIELD GOALS					KICKOFFS				
	Date	Opponent	No	Yds	Avg	Long	Blkd	TB	FC	50+	I20	Att-Made	Lg	Blkd	No	Yds	Avg	TB	OB
SEPT	3	UCLA	6	260	43.3	55	0	0	4	2	2	4-3	38	0	6	378	63.0	0	0
	10	PRAIRIE VIEW A&M	9	335	37.2	44	0	0	5	0	2	2-0	0	1	2	96	48.0	0	1
	17	at Auburn	9	335	37.2	52	0	1	6	1	2	1-1	37	0	2	130	65.0	2	0
	24	vs Arkansas	3	118	39.3	46	0	0	2	0	1	1-1	25	0	4	252	63.0	0	0
OCT	1	at South Carolina	5	204	40.8	48	0	0	3	0	3	4-2	43	0	4	256	64.0	1	0
	8	TENNESSEE	6	271	45.2	66	0	1	3	2	2	1-1	34	0	6	390	65.0	6	0
	22	at Alabama																	
	29	NEW MEXICO STATE																	
NOV	5	at Mississippi State																	
	12	OLE MISS																	
	19	UTSA																	
	24	LSU																	
		OPPONENTS	38	1523	40.1	66	0	2	23	5	12	13-8	43	1	24	1502	62.6	9	1
		TEXAS A&M	33	1438	43.6	59	0	0	6	10	14	16-12	48	0	44	2848	64.7	30	2

RED ZONE

	Date	Opponent	Score	Times In RZ	Times Scored	Pts	Total TDs	Rush TDs	Pass TDs	FGs Made	Failed to score inside Red Zone					
											FGA	Downs	Int	Fumb	Half	Game
SEPT	3	UCLA	W	31-24	6	4	16	1	1	0	3	0	1	1	0	0
	10	PRAIRIE VIEW A&M	W	67-0	1	0	0	0	0	0	0	1	0	0	0	0
	17	at Auburn	W	29-16	4	3	16	2	2	0	1	0	1	0	0	0
	24	vs Arkansas	W	45-24	7	4	24	3	1	2	1	0	2	0	1	0
OCT	1	at South Carolina	W	24-13	2	0	0	0	0	0	0	2	0	0	0	0
	8	TENNESSEE	W	45-38	6	6	38	5	3	2	1	0	0	0	0	0
	22	at Alabama														
	29	NEW MEXICO STATE														
NOV	5	at Mississippi State														
	12	OLE MISS														
	19	UTSA														
	24	LSU														
OPPONENTS – 17 OF 26 (65.4%)				26	17	94	11	7	4	6	3	4	1	1	0	0
TEXAS A&M – 25 OF 30 (83.3%)				30	25	139	16	11	5	9	3	0	1	1	0	0

TEAM COMPARISON GAME-BY-GAME

	Date	Opponent	Score	Total	FIRST DOWNS			RUSHING	PASSING		TOTAL OFFENSE	Return Yards	Turnovers
					Rush	Pass	Pen	Number-Yards	Comp-Att-Int	Yards	Plays-Yards		
SEPT	3	UCLA	31-24	23/28	10/8	11/16	2/4	41-203/40-125	22-42-1/26-47-3	239/343	83-442/87-468	166/65	2/3
	10	PRAIRIE VIEW A&M	67-0	35/10	18/2	14/8	3/0	38-277/28-32	27-49-1/14-40-1	395/173	87-672/68-205	96/44	2/1
	17	at Auburn	29-16	19/26	9/14	9/9	1/3	37-231/54-236	20-40-0/22-35-0	247/163	77-478/89-399	0/40	0/1
	24	vs Arkansas	45-24	22/27	13/4	7/17	2/6	37-366/40-120	12-22-0/28-42-0	225/371	59-591/82-491	70/14	2/3
OCT	1	at South Carolina	24-13	22/21	11/8	11/11	0/2	39-216/35-161	23-40-1/22-35-1	206/217	79-422/70-378	99/44	2/2
	8	TENNESSEE	45-38	21/29	10/12	9/16	2/1	50-353/51-282	17-34-2/29-48-2	239/402	84-592/99-684	0/114	3/7
	22	at Alabama											
	29	NEW MEXICO STATE											
NOV	5	at Mississippi State											
	12	OLE MISS											
	19	UTSA											
	24	LSU											
TOTALS			241-115	142/141	71/48	61/77	10/16	242-1646/248-956	121-227-5/141-247-7	1551/1669	469-3197/495-2625	431/321	11/17

	Date	Opponent	3rd Down	4th Down	Time of	TOP	Avg	Avg	Avg	Punting	Penalties
			Conversions	Conversions	Possession	Margin	Yds/Rush	Yds/Pass	Yds/Play	Number-Avg	Number-Yards
SEPT	3	UCLA	4-15/5-18	1-2/1-2	26:42/33:18	-6:36	5.0/3.1	5.7/7.3	5.3/5.4	7-47.3/6-43.3	6-67/4-17
	10	PRAIRIE VIEW A&M	8-16/5-18	2-2/0-1	28:18/31:42	-3:24	7.3/1.1	8.1/4.3	7.7/3.0	2-37.5/9-37.2	4-35/11-95
	17	at Auburn	2-15/6-17	1-1/0-2	28:56/31:04	-2:08	6.2/4.4	6.2/4.7	6.2/4.5	7-42.0/9-37.2	9-70/6-28
	24	vs Arkansas	8-12/9-16	0-0/1-3	20:15/39:45	-19:30	9.9/3.0	10.2/8.8	10.0/6.0	2-47.5/3-39.3	7-55/7-62
OCT	1	at South Carolina	9-19/3-14	1-2/1-2	28:13/31:47	-3:34	5.5/4.6	5.2/6.2	5.3/5.4	5-44.8/5-40.8	5-40/3-20
	8	TENNESSEE	5-16/6-17	0-0/1-2	27:37/32:23	-4:46	7.1/5.5	7.0/8.4	7.0/6.9	10-41.9/6-45.2	7-45/12-84
	22	at Alabama									
	29	NEW MEXICO STATE									
NOV	5	at Mississippi State									
	12	OLE MISS									
	19	UTSA									
	24	LSU									
TOTALS			36-93/34-100	5-7/4-12	160:01/199:59	-39:58	6.8/3.9	6.8/6.8	6.8/5.3	33-43.6/38-40.1	312/306

numbers formatted in team/opponent format

numbers formatted in team/opponent format

TEXAS A&M INDIVIDUAL STATISTICS

RUSHING

	GP	Att	Gain	Loss	Net	Avg	TD	Long	Avg/G
5 T. Williams	6	82	713	9	704	8.6	5	89	117.3
8 Trevor Knight	6	65	549	47	502	7.7	9	62	83.7
7 Keith Ford	6	49	254	12	242	4.9	3	27	40.3
25 Kendall Bussey	2	9	80	0	80	8.9	0	27	40.0
20 James White	5	16	74	4	70	4.4	1	19	14.0
3 Christian Kirk	6	5	42	0	42	8.4	0	20	7.0
22 Kwame Etwi	2	5	33	1	32	6.4	1	15	16.0
10 Jake Hubenak	1	5	15	23	-8	-1.6	0	8	-8.0
TOTAL	6	242	1760	114	1646	6.8	19	89	274.3
OPPONENTS	6	248	1200	244	956	3.9	8	75	159.3

PASSING

	GP	Effic	Comp-Att-Int	Pct	Yds	TD	Lng	Avg/G
8 Trevor Knight	6	121.26	115-215-5	53.5	1500	9	92	250.0
10 Jake Hubenak	1	83.64	5-11-0	45.5	50	0	22	50.0
14 Conner McQueen	6	108.40	1-1-0	100.0	1	0	1	0.2
TOTAL	6	119.38	121-227-5	53.3	1551	9	92	258.5
OPPONENTS	6	114.86	141-247-7	57.1	1669	5	62	278.2

RECEIVING

	GP	No.	Yds	Avg	TD	Long	Avg/G
3 Christian Kirk	6	40	352	8.8	4	64	58.7
11 Josh Reynolds	6	25	488	19.5	4	92	81.3
5 T. Williams	6	13	71	5.5	0	17	11.8
9 R. Seals-Jones	4	10	175	17.5	0	47	43.8
19 Jeremy Tabuyo	6	8	149	18.6	0	34	24.8
2 Speedy Noil	4	8	116	14.5	1	40	29.0
15 F. Iheanacho	6	6	48	8.0	0	24	8.0
13 Jamal Jeffery	3	3	29	9.7	0	22	9.7
7 Keith Ford	6	2	54	27.0	0	40	9.0
18 Edward Pope	6	2	22	11.0	0	16	3.7
82 B. Niederhofer	2	2	11	5.5	0	10	5.5
4 Damion Ratley	6	1	20	20.0	0	20	3.3
16 Kemah Siverand	1	1	16	16.0	0	16	16.0
TOTAL	6	121	1551	12.8	9	92	258.5
OPPONENTS	6	141	1669	11.8	5	62	278.2

TOTAL OFFENSE

	GP	Plays	Rush	Pass	Total	Avg/G
8 Trevor Knight	6	280	502	1500	2002	333.7
5 T. Williams	6	82	704	0	704	117.3
7 Keith Ford	6	49	242	0	242	40.3
25 Kendall Bussey	2	9	80	0	80	40.0
20 James White	5	16	70	0	70	14.0
10 Jake Hubenak	1	16	-8	50	42	42.0
3 Christian Kirk	6	5	42	0	42	7.0
22 Kwame Etwi	2	5	32	0	32	16.0
14 Conner McQueen	6	1	0	1	1	0.2
TOTAL	6	469	1646	1551	3197	532.8
OPPONENTS	6	495	956	1669	2625	437.5

TEXAS A&M INDIVIDUAL STATISTICS

ALL-PURPOSE

		G	Rush	Rec	PR	KOR	IR	Tot	Avg/G
5	T. Williams	6	704	71	0	0	0	775	129.2
8	Trevor Knight	6	502	0	0	0	0	502	83.7
11	Josh Reynolds	6	0	488	0	0	0	488	81.3
3	Christian Kirk	6	42	352	26	21	0	441	73.5
7	Keith Ford	6	242	54	0	66	0	362	60.3
2	Speedy Noil	4	0	116	0	90	0	206	51.5
9	R. Seals-Jones	4	0	175	0	0	0	175	43.8
19	Jeremy Tabuyo	6	0	149	0	0	0	149	24.8
14	Justin Evans	6	0	0	0	142	0	142	23.7
25	Kendall Bussey	2	80	0	0	0	0	80	40.0
1	Nick Harvey	6	0	0	73	0	0	73	12.2
20	James White	5	70	0	0	0	0	70	14.0
15	F. Iheanacho	6	0	48	0	0	0	48	8.0
22	Kwame Etwi	2	32	0	0	0	0	32	16.0
13	Jamal Jeffery	3	0	29	0	0	0	29	9.7
18	Edward Pope	6	0	22	0	0	0	22	3.7
4	Damion Ratley	6	0	20	0	0	0	20	3.3
16	Kemah Siverand	1	0	16	0	0	0	16	16.0
24	Priest Willis	5	0	0	0	0	13	13	2.6
82	B. Niederhofer	2	0	11	0	0	0	11	5.5
10	Jake Hubenak	1	-8	0	0	0	0	-8	-8.0
TOTAL		6	1646	1551	99	319	13	3628	604.7
OPPONENTS		6	956	1669	70	222	9	2926	487.7

FIELD GOALS

		FGM-FGA	Pct	01-19	20-29	30-39	40-49	50-99	Lg	Blk
36	Daniel LaCamera	12-16	75.0	0-0	5-5	4-7	3-4	0-0	48	0
TOTAL		12-16	75.0	0-0	5-5	4-7	3-4	0-0	48	0
FG SEQUENCE		TEXAS A&M		OPPONENTS						
		UCLA		(38),(20),(23),48						
		PRAIRIE VIEW A&M		(22),(27),(48)						
		at Auburn		(46),(35),(31),(25),(26)						
		vs Arkansas		36,(48)						
		at South Carolina		44,(35)						
		TENNESSEE		38,(34)						
		at Alabama								
		NEW MEXICO STATE		44,(43),43,(43)						
		at Mississippi State		(34)						
		OLE MISS								
		UTSA								
		LSU								

Numbers in parentheses indicate field goal was made. * blocked

PUNTING

		No.	Yds	Avg	Long	TB	FC	I20	Blkd
46	Shane Tripucka	33	1438	43.6	59	0	6	14	0
TOTAL		33	1438	43.6	59	0	6	14	0
OPPONENTS		38	1523	40.1	66	2	23	12	0

KICKOFFS

		No.	Yds	Avg	TB	OB	Retn	Net	YdLn
34	Braden Mann	40	2576	64.4	28	1			
46	Daniel LaCamera	4	272	68.0	2	1			
TOTAL		44	2848	64.7	30	2	222	42.6	22
OPPONENTS		24	1502	62.6	9	1	319	39.9	25

SCORING

		PATs								
		TD	FGs	Kick	Rush	Rcv	Pass	DXP	Saf	Points
36	Daniel LaCamera	0	12-16	29-29	0-0	0	0-0	0	0	65
8	Trevor Knight	9	0-0	0-0	0-0	0	0-0	0	0	54
5	T. Williams	5	0-0	0-0	0-0	0	0-0	0	0	30
11	Josh Reynolds	4	0-0	0-0	0-0	0	0-0	0	0	24
3	Christian Kirk	4	0-0	0-0	0-0	0	0-0	0	0	24
7	Keith Ford	3	0-0	0-0	0-0	0	0-0	0	0	18
1	Nick Harvey	1	0-0	0-0	0-0	0	0-0	0	0	6
2	Speedy Noil	1	0-0	0-0	0-0	0	0-0	0	0	6
20	James White	1	0-0	0-0	0-0	0	0-0	0	0	6
22	Kwame Etwi	1	0-0	0-0	0-0	0	0-0	0	0	6
42	Jarrett Johnson	0	0-0	0-0	0-0	0	0-0	0	1	2
TOTAL		29	12-16	29-29	0-0	0	0-0	0	1	241
OPPONENTS		13	8-13	11-11	0-0	1	1-2	0	0	115

INTERCEPTIONS

		No.	Yds	Avg	TD	Long
14	Justin Evans	3	0	0.0	0	0
23	Armani Watts	2	0	0.0	0	0
4	Noel Ellis	1	0	0.0	0	0
14	Priest Willis	1	13	13.0	0	13
TOTAL		7	13	1.9	0	13
OPPONENTS		5	9	1.8	0	9

PUNT RETURNS

		No.	Yds	Avg	TD	Long
3	Christian Kirk	5	26	5.2	0	17
1	Nick Harvey	1	73	73.0	1	73
TOTAL		6	99	16.5	1	73
OPPONENTS		14	70	5.0	0	16

KICK RETURNS

		No.	Yds	Avg	TD	Long
14	Justin Evans	6	142	23.7	0	36
2	Speedy Noil	4	90	22.5	0	42
7	Keith Ford	3	66	22.0	0	30
3	Christian Kirk	1	21	21.0	0	21
TOTAL		14	319	22.8	0	42
OPPONENTS		12	222	18.5	0	34

FUMBLE RETURNS

		No.	Yds	Avg	TD	Long
TOTAL		0	0	0.0	0	0
OPPONENTS		1	20	20.0	0	20



TEXAS A&M DEFENSIVE STATISTICS

	GP	Tackles			TFL/Yds	Sacks No-Yds	Pass Def			Fumbles		Blkd Kick	Saf
		Solo	Ast	Total			Int-Yds	BrUp	QBH	Rcv-Yds	FF		
14 Justin Evans	6	33	15	48	3.0-4	.	3-0	6	.	.	.	1	.
33 S. Washington	6	21	24	45	4.5-24	2.0-18	.	5	4	.	2	.	.
1 Nick Harvey	6	27	10	37	1.5-1	.	.	6	.	1-0	.	.	.
23 Armani Watts	6	24	12	36	4.5-20	1.0-11	2-0	3	1	2-0	2	.	.
42 Otaru Alaka	6	15	14	29	3.0-4	.	.	1
6 Donovan Wilson	6	22	7	29	4.0-18	1.0-12	.	2	2
31 Claude George	6	17	9	26	6.0-28	2.0-18	.	1	2
24 Priest Willis	5	16	8	24	0.5-2	.	1-13	7
10 Daeshon Hall	6	13	11	24	9.0-37	3.5-26	.	1	10	2-0	1	.	.
25 Tyrel Dodson	6	8	7	15	1.5-6	1-0	.	.	.
17 Alex Sezer Jr.	6	8	6	14	.	.	.	1	1
15 Myles Garrett	5	8	6	14	6.0-39	4.0-29	.	.	6	1-0	1	.	.
92 Z. Henderson	6	6	8	14	2.5-5	0.5-1	.	.	2	1-0	.	.	.
88 Kingsley Keke	6	7	6	13	1.0-6	1.0-6	.	1	1
7 Richard Moore	5	5	7	12	2.0-10	1.0-7	.	1	1
40 Jarrett Johnson	6	7	4	11	4.0-16	2.5-14	.	.	1	.	1	.	1
13 Reggie Chevis	6	5	5	10	1.0-4	.	.	.	1	.	1	.	.
5 Daylon Mack	6	3	6	9	1.0-4	0.5-4
98 Hardreck Walker	6	4	4	8	1	.	.
12 C. Gillaspia	5	5	2	7	1-0	1	.	.
99 James Lockhart	6	4	3	7	1.0-5
9 Q. Cunningham	6	3	3	6	1.0-10	1.0-10
11 Larry Pryor	6	3	3	6
26 D. Capers-Smith	6	4	1	5
45 Austin Frey	7	3	.	3
16 Dwaine Thomas	5	.	2	2
11 Josh Reynolds	6	2	.	2
4 Noel Ellis	3	.	2	2	.	.	1-0
35 Riley Garner	6	1	.	1
27 Roney Elam	5	1	.	1
9 R. Seals-Jones	4	1	.	1
22 C. Chattman	5	1	.	1	1-0	.	.	.
34 Braden Mann	6	1	.	1
96 Jesse Brown	1	.	1	1
46 Landis Durham	1	1	.	1	1.0-9	.	.	.	1
4 Damion Ratley	6	1	.	1
TOTAL	6	280	186	466	58-252	20-156	7-13	35	33	10-0	10	1	1
OPPONENTS	6	239	162	401	27.0-105	6-49	5-9	28	24	6-20	7	.	.

LEADERS

SOLO TACKLES

14 J. Evans.....	33
1 N. Harvey	27
23 A. Watts.....	24
6 D. Wilson.....	22
33 S. Washington.....	21

ASSISTED TACKLES

33 S. Washington.....	24
14 J. Evans.....	15
42 O. Alaka.....	14
23 A. Watts.....	12
10 D. Hall.....	11

TACKLES FOR LOSS/YDS

10 D. Hall.....	9.0/37
15 M. Garrett.....	6.0/39
31 C. George	6.0/28
33 S. Washington.....	4.5/24
23 A. Watts.....	4.5/20

QB SACKS/YDS

15 M. Garrett.....	4.0/29
10 D. Hall.....	3.5/26
31 C. George	2.0/18
33 S. Washington.....	2.0/18
40 J. Johnson.....	2.0/14

SPECIAL TEAMS TACKLES

12 C. Gillaspia.....	5
56 A. Frey	3
17 A. Sezer Jr.....	2
26 D. Capers-Smith	2

PARTICIPATION CHART

	Name	GP/GS	UCLA	PVAMU	AUB	ARK	USC	UT	BAMA	NMSU	MSU	MISS	UTSA	LSU
42	Otar Alaka	6/6	START	START	START	START	START	START						
55	Austin Anderson	1/-	...	XXX						
67	Drew Beakey	1/-	...	XXX						
96	Jesse Brown	1/-	...	XXX						
25	Kendall Bussey	2/-	...	XXX	...	XXX						
26	D. Capers-Smith	6/1	XXX	START	XXX	XXX	XXX	XXX						
22	C. Chattman	5/-	...	XXX	XXX	XXX	XXX	XXX						
13	Reggie Chevis	6/-	XXX	XXX	XXX	XXX	XXX	XXX						
89	Kalvin Cline	6/-	XXX	XXX	XXX	XXX	XXX	XXX						
9	Q. Cunningham	6/1	XXX	XXX	XXX	XXX	START	XXX						
50	Tank Davis	6/-	XXX	XXX	XXX	XXX	XXX	XXX						
25	Tyrel Dodson	6/-	XXX	XXX	XXX	XXX	XXX	XXX						
46	Landis Durham	1/-	...	XXX						
27	Roney Elam	5/-	...	XXX	XXX	XXX	XXX	XXX						
4	Noel Ellis	3/-	XXX	XXX	XXX						
72	J. Eluemunor	5/5	START	START	START	START	...	START						
22	Kwame Etwi	2/-	...	XXX	...	XXX						
14	Justin Evans	6/6	START	START	START	START	START	START						
7	Keith Ford	6/4	XXX	START	START	START	START	XXX						
45	Austin Frey	7/-	XXX	XXX	XXX	XXX	XXX	XXX						
35	Riley Garner	6/-	XXX	XXX	XXX	XXX	XXX	XXX						
15	Myles Garrett	5/4	START	START	START	START	...	XXX						
65	Avery Gennesy	6/6	START	START	START	START	START	START						
31	Claude George	6/-	XXX	XXX	XXX	XXX	XXX	XXX						
45	C. Gillaspia	5/-	XXX	XXX	XXX	...	XXX	XXX						
85	Grant Gustafson	1/-	...	XXX						
10	Daeshon Hall	6/6	START	START	START	START	START	START						
21	Aaron Hansford	2/-	...	XXX	XXX						
1	Nick Harvey	6/6	START	START	START	START	START	START						
92	Z. Henderson	6/6	START	START	START	START	START	START						
10	Jake Hubenak	1/-	...	XXX						
15	F. Iheanacho	6/1	XXX	XXX	XXX	XXX	START	XXX						
13	Jamal Jeffery	3/-	XXX	XXX	XXX	...						
40	Jarrett Johnson	6/1	XXX	XXX	XXX	XXX	XXX	START						
88	Kingsley Keke	6/2	XXX	XXX	XXX	XXX	START	START						
3	Christian Kirk	6/5	START	XXX	START	START	START	START						
8	Trevor Knight	6/6	START	START	START	START	START	START						
50	Mac Labhart	1/-	...	XXX						
36	Daniel LaCamera	6/-	XXX	XXX	XXX	XXX	XXX	XXX						
70	Connor Lanfear	6/6	START	START	START	START	START	START						
99	James Lockhart	6/-	XXX	XXX	XXX	XXX	XXX	XXX						
62	Chad Loitz	1/-	...	XXX						
5	Daylon Mack	6/-	XXX	XXX	XXX	XXX	XXX	XXX						
34	Braden Mann	6/-	XXX	XXX	XXX	XXX	XXX	XXX						
75	Koda Martin	6/1	XXX	XXX	XXX	XXX	START	XXX						
64	Erik McCoy	6/6	START	START	START	START	START	START						
14	Conner McQueen	6/-	XXX	XXX	XXX	XXX	XXX	XXX						
7	Richard Moore	5/3	START	...	XXX	START	START	XXX						
82	B. Niederhofer	2/-	...	XXX	XXX						
2	Speedy Noil	4/4	...	START	START	START	...	START						
21	Charles Oliver	3/-	...	XXX	XXX	XXX						
32	Will Paulhill	1/-	...	XXX						
18	Edward Pope	6/-	XXX	XXX	XXX	XXX	XXX	XXX						
76	Colton Prater	6/6	START	START	START	START	START	START						
18	Larry Pryor	6/-	XXX	XXX	XXX	XXX	XXX	XXX						
4	Damion Ratley	6/1	START	XXX	XXX	XXX	XXX	XXX						
11	Josh Reynolds	6/6	START	START	START	START	START	START						
40	C. Robertson	6/-	XXX	XXX	XXX	XXX	XXX	XXX						
86	Tanner Schorp	6/2	XXX	START	XXX	XXX	XXX	START						
9	R. Seals-Jones	4/4	START	START	START	START						
17	Alex Sezer Jr.	6/-	XXX	XXX	XXX	XXX	XXX	XXX						
16	Kemah Siverand	1/-	...	XXX						
78	K. Sutherland	1/-	...	XXX						
19	Jeremy Tabuyo	6/1	XXX	XXX	XXX	XXX	START	XXX						
69	Brayden Talbert	1/-	...	XXX						
16	Dwaine Thomas	5/-	XXX	XXX	...	XXX	XXX	XXX						
46	Shane Tripucka	6/-	XXX	XXX	XXX	XXX	XXX	XXX						
98	Hardreck Walker	6/4	START	START	START	START	XXX	XXX						
33	S. Washington	6/6	START	START	START	START	START	START						
23	Armani Watts	6/6	START	START	START	START	START	START						
20	James White	6/1	START	XXX	XXX	XXX	XXX	XXX						
5	T. Williams	6/1	XXX	XXX	XXX	XXX	XXX	START						
24	Priest Willis	5/5	START	...	START	START	START	START						
6	Donovan Wilson	6/3	XXX	START	START	XXX	XXX	START						

RUSHING/RECEIVING/PASSING GAME-BY-GAME

RUSHING

	Name	No-Yds/TD	UCLA	PVAMU	AUB	ARK	USC	UT	BAMA	NMSU	MSU	MISS	UTSA	LSU
5	T. Williams	82-704/5	15-94/0	5-15/0	8-127/1	12-153/2	14-98/1	28-217/1						
8	Trevor Knight	65-502/9	9-31/2	7-78/1	12-42/0	10-157/2	12-84/1	15-110/3						
7	Keith Ford	49-242/3	14-65/1	8-62/2	10-28/0	10-55/0	1-3/0	6-29/0						
25	Kendall Bussey	9-80/0	DNP	7-79/0	DNP	2-1/0	DNP	DNP						
20	James White	16-70/1	2-2/0	1-19/0	3-16/0	1-6/0	9-27/1	DNP						
3	Christian Kirk	5-42/0	1-11/0	-	2-24/0	-	2-7/0	-						
22	Kwame Etwi	5-32/1	DNP	5-32/1	DNP	-	DNP	DNP						
10	Jake Hubenak	5-8/0	DNP	5-8/0	DNP	DNP	DNP	DNP						

RECEIVING

	Name	No-Yds/TD	UCLA	PVAMU	AUB	ARK	USC	UT	BAMA	NMSU	MSU	MISS	UTSA	LSU
11	Josh Reynolds	25-488/4	4-78/1	2-53/0	7-98/1	4-141/1	3-29/0	5-89/1						
3	Christian Kirk	40-352/4	8-58/0	5-106/2	5-22/0	3-25/1	12-61/0	7-80/1						
9	R. Seals-Jones	10-175/0	4-57/0	2-33/0	3-38/0	1-47/0	DNP	DNP						
19	Jeremy Tabuyo	8-149/0	2-20/0	2-40/0	-	-	4-89/0	-						
2	Speedy Noil	8-116/1	DNP	4-25/1	2-59/0	-	DNP	2-32/0						
5	T. Williams	13-71/0	1-5/0	3-17/0	3-30/0	3-5/0	2-14/0	1-0/0						
7	Keith Ford	2-54/0	-	1-40/0	-	-	-	1-14/0						
15	F. Iheanacho	6-48/0	1-3/0	1-1/0	-	1-7/0	2-13/0	1-24/0						
13	Jamal Jeffery	3-29/0	1-2/0	2-27/0	DNP	DNP	-	DNP						
18	Edward Pope	2-22/0	1-16/0	1-6/0	-	-	-	-						
4	Damion Ratley	1-20/0	-	1-20/0	-	-	-	-						
16	Kemah Siverand	1-16/0	DNP	1-16/0	DNP	DNP	DNP	DNP						
82	B. Niederhofer	2-11/0	DNP	2-11/0	-	DNP	DNP	DNP						

PASSING

#8 TREVOR KNIGHT

	Att	Comp	Int	Pct	Yards	TD	Long	Sack	Yds	Effic
UCLA	42	22	1	52.4	239	1	40	0	0	103.3
PRAIRIE VIEW A&M	37	21	1	56.8	344	3	64	0	0	156.2
at Auburn	40	20	0	50.0	247	1	51	1	11	110.1
vs Arkansas	22	12	0	54.5	225	2	92	1	5	170.5
at South Carolina	40	23	1	57.5	206	0	33	1	2	95.8
TENNESSEE	34	17	2	50.0	239	2	43	1	9	116.7
ALABAMA										
NEW MEXICO ST										
MISSISSIPPI ST										
OLE MISS										
UTSA										
LSU										
TOTALS	215	115	5	53.5	1500	9	92	4	27	121.3

#10 JAKE HUBENAK

	Att	Comp	Int	Pct	Yards	TD	Long	Sack	Yds	Effic
UCLA				--	Did Not Play --					
PRAIRIE VIEW A&M	11	5	0	45.5	50	0	22	2	22	83.6
at Auburn				--	Did Not Play --					
vs Arkansas				--	Did Not Play --					
at South Carolina				--	Did Not Play --					
TENNESSEE				--	Did Not Play --					
ALABAMA										
NEW MEXICO ST										
MISSISSIPPI ST										
OLE MISS										
UTSA										
LSU										
TOTALS	11	5	0	45.5	50	0	22	2	22	83.6

#14 CONNER MCQUEEN

	Att	Comp	Int	Pct	Yards	TD	Long	Sack	Yds	Effic
UCLA				--	Did Not Play --					
PRAIRIE VIEW A&M	1	1	0	100.0	1	0	1	0	0	108.4
at Auburn				--	Did Not Play --					
vs Arkansas				--	Did Not Play --					
at South Carolina				--	Did Not Play --					
TENNESSEE				--	Did Not Play --					
ALABAMA										
NEW MEXICO ST										
MISSISSIPPI ST										
OLE MISS										
UTSA										
LSU										
TOTALS	1	1	0	100.0	1	0	1	0	0	108.4



TACKLES GAME-BY-GAME

	Name	Solo-Ast	Total	UCLA	PVAMU	AUB	ARK	USC	UT	BAMA	NMSU	MSU	MISS	UTSA	LSU
14	Justin Evans	33-15	48	2-6	4-1	10-2	6-2	4-0	7-4						
33	S. Washington	21-24	45	2-6	2-3	5-4	2-3	7-4	3-4						
1	Nick Harvey	27-10	37	8-3	2-2	6-0	3-2	4-1	4-2						
23	Armani Watts	24-12	36	5-2	1-0	4-0	3-6	5-1	6-3						
6	Donovan Wilson	22-7	29	2-2	2-0	8-1	3-0	3-2	4-2						
42	Otaro Alaka	15-14	29	3-1	0-2	3-2	3-3	3-4	3-2						
31	Claude George	17-9	26	3-2	1-2	4-2	2-1	3-1	4-1						
10	Daeshon Hall	13-11	24	2-2	1-2	3-2	3-1	4-2	0-2						
24	Priest Willis	16-8	24	4-2	DNP	1-0	6-2	3-3	2-1						
25	Tyrel Dodson	8-7	15	2-3	2-1	1-0	2-0	-	1-3						
15	Myles Garrett	8-6	14	1-2	1-1	2-1	2-1	DNP	2-1						
17	Alex Sezer Jr.	8-6	14	2-3	1-1	1-1	1-0	-	3-1						
92	Z. Henderson	6-8	14	0-1	-	0-2	1-2	2-2	3-1						
88	Kingsley Keke	7-6	13	1-3	-	2-1	1-0	-	3-2						
7	Richard Moore	5-7	12	2-1	DNP	1-0	1-3	1-0	0-3						
40	Jarrett Johnson	7-4	11	-	2-1	0-1	-	1-0	4-2						
13	Reggie Chevis	5-5	10	0-1	1-1	1-0	2-0	1-1	0-2						
5	Daylon Mack	3-6	9	-	0-3	1-0	2-0	-	0-3						
98	Hardreck Walker	4-4	8	1-1	-	0-1	-	1-1	2-1						
99	James Lockhart	4-3	7	1-0	0-3	1-0	1-0	1-0	-						
12	C. Gillaspia	5-2	7	2-1	1-0	-	DNP	-	2-1						
9	Q. Cunningham	3-3	6	-	2-1	-	-	-	1-2						
11	Larry Pryor	3-3	6	-	2-1	-	-	1-0	0-2						
26	D. Capers-Smith	4-1	5	-	2-1	-	1-0	-	1-0						
45	Austin Frey	3-0	3	2-0	-	-	1-0	-	-						
4	Noel Ellis	0-2	2	-	0-1	DNP	DNP	DNP	0-1						
16	Dwaine Thomas	0-2	2	-	0-2	DNP	-	-	-						
11	Josh Reynolds	2-0	2	-	-	-	-	1-0	1-0						
9	R. Seals-Jones	1-0	1	1-0	-	-	-	DNP	DNP						
4	Damion Ratley	1-0	1	-	1-0	-	-	-	-						
96	Jesse Brown	0-1	1	DNP	0-1	DNP	DNP	DNP	DNP						
34	Braden Mann	1-0	1	-	-	1-0	-	-	-						
46	Landis Durham	1-0	1	DNP	1-0	DNP	DNP	DNP	DNP						
22	C. Chattman	1-0	1	DNP	-	-	-	1-0	-						
27	Roney Elam	1-0	1	DNP	1-0	-	-	-	-						
35	Riley Garner	1-0	1	-	-	1-0	-	-	-						

SEASON SUPERLATIVES

TEXAS A&M

INDIVIDUAL GAME HIGHS

Rushes	28	T. Williams vs Tennessee (Oct 08, 2016)
Yards Rushing	217	T. Williams vs Tennessee (Oct 08, 2016)
TD Rushes	3	Trevor Knight vs Tennessee (Oct 08, 2016)
Long Rush	89	T. Williams at Auburn (Sep 17, 2016)
Pass attempts	42	Trevor Knight vs UCLA (Sep 03, 2016)
Pass completions	23	Trevor Knight at South Carolina (Oct 01, 2016)
Yards Passing	344	Trevor Knight vs Prairie View A&M (Sep 10, 2016)
TD Passes	3	Trevor Knight vs Prairie View A&M (Sep 10, 2016)
Long Pass	92	Trevor Knight vs Arkansas (Sep 24, 2016)
Receptions	12	Christian Kirk at South Carolina (Oct 01, 2016)
Yards Receiving	141	Josh Reynolds vs Arkansas (Sep 24, 2016)
TD Receptions	2	Christian Kirk vs Prairie View A&M (Sep 10, 2016)
Long Reception	92	Josh Reynolds vs Arkansas (Sep 24, 2016)
Field Goals	5	Daniel LaCamera at Auburn (Sep 17, 2016)
Long Field Goal	48	Daniel LaCamera vs Prairie View A&M (Sep 10, 2016) Daniel LaCamera vs Arkansas (Sep 24, 2016)
Punts	10	Shane Tripucka vs Tennessee (Oct 08, 2016)
Punting Avg	47.5	Shane Tripucka vs Arkansas (Sep 24, 2016)
Long Punt	59	Shane Tripucka at Auburn (Sep 17, 2016) Shane Tripucka vs UCLA (Sep 03, 2016)
Punts inside 20	6	Shane Tripucka vs Tennessee (Oct 08, 2016)
Long Punt Return	73	Nick Harvey vs Prairie View A&M (Sep 10, 2016)
Long Kickoff Return	42	Speedy Noil vs Arkansas (Sep 24, 2016)
Tackles	12	Justin Evans at Auburn (Sep 17, 2016)
Sacks	2.0	Daeshon Hall at South Carolina (Oct 01, 2016) Myles Garrett at Auburn (Sep 17, 2016) Jarrett Johnson vs Prairie View A&M (Sep 10, 2016)
Tackles For Loss	3.5	Daeshon Hall at South Carolina (Oct 01, 2016)
Interceptions	2	Justin Evans vs UCLA (Sep 03, 2016)

TEAM GAME HIGHS

Rushes	50	vs Tennessee (Oct 08, 2016)
Yards Rushing	366	vs Arkansas (Sep 24, 2016)
Yards Per Rush	9.9	vs Arkansas (Sep 24, 2016)
TD Rushes	4	vs Prairie View A&M (Sep 10, 2016) vs Arkansas (Sep 24, 2016) vs Tennessee (Oct 08, 2016)
Pass attempts	49	vs Prairie View A&M (Sep 10, 2016)
Pass completions	27	vs Prairie View A&M (Sep 10, 2016)
Yards Passing	395	vs Prairie View A&M (Sep 10, 2016)
Yards Per Pass	10.2	vs Arkansas (Sep 24, 2016)
TD Passes	3	vs Prairie View A&M (Sep 10, 2016)
Total Plays	87	vs Prairie View A&M (Sep 10, 2016)
Total Offense	672	vs Prairie View A&M (Sep 10, 2016)
Yards Per Play	10.0	vs Arkansas (Sep 24, 2016)
Points	67	vs Prairie View A&M (Sep 10, 2016)
Sacks By	5	vs UCLA (Sep 03, 2016)
First Downs	35	vs Prairie View A&M (Sep 10, 2016)
Penalties	9	at Auburn (Sep 17, 2016)
Penalty Yards	70	at Auburn (Sep 17, 2016)
Turnovers	3	vs Tennessee (Oct 08, 2016)
Interceptions By	3	vs UCLA (Sep 03, 2016)
Punts	10	vs Tennessee (Oct 08, 2016)
Punting Avg	47.5	vs Arkansas (Sep 24, 2016)
Long Punt	59	at Auburn (Sep 17, 2016) vs UCLA (Sep 03, 2016)
Punts inside 20	6	vs Tennessee (Oct 08, 2016)
Long Punt Return	73	vs Prairie View A&M (Sep 10, 2016)

OPPONENTS

INDIVIDUAL GAME HIGHS

Rushes	23	Soso Jamabo of UCLA (Sep 03, 2016)
Yards Rushing	127	A. Kamara, vs Tennessee (Oct 08, 2016)
TD Rushes	2	A. Kamara, vs Tennessee (Oct 08, 2016)
Long Rush	75	AJ Turner of South Carolina (Oct 01, 2016)
Pass attempts	47	J. Dobbs, vs Tennessee (Oct 08, 2016)
Pass completions	28	Austin Allen, vs Arkansas (Sep 24, 2016) J. Dobbs, vs Tennessee (Oct 08, 2016)
Yards Passing	398	J. Dobbs, vs Tennessee (Oct 08, 2016)
TD Passes	2	Austin Allen of Arkansas (Sep 24, 2016)
Long Pass	62	Josh Rosen of UCLA (Sep 03, 2016)
Receptions	9	Drew Morgan of Arkansas (Sep 24, 2016)
Yards Receiving	161	A. Kamara, vs Tennessee (Oct 08, 2016)
TD Receptions	1	Walker, vs UCLA (Sep 03, 2016) Jared Cornelius, vs Arkansas (Sep 24, 2016) Keon Hatcher, vs Arkansas (Sep 24, 2016) A. Kamara, vs Tennessee (Oct 08, 2016) J. Dobbs, vs Tennessee (Oct 08, 2016)
Long Reception	62	Kenneth Walker of UCLA (Sep 03, 2016)
Field Goals	3	JJ Molson of UCLA (Sep 03, 2016)
Long Field Goal	43	Elliott Fry of South Carolina (Oct 01, 2016)
Punts	9	Owen Hoolihan, vs Prairie View A&M (Sep 10, 2016)
Punting Avg	45.2	T. Daniel, vs Tennessee (Oct 08, 2016)
Long Punt	66	T. Daniel, vs Tennessee (Oct 08, 2016)
Punts inside 20	3	Sean Kelly of South Carolina (Oct 01, 2016)
Long Punt Return	16	Adams, vs UCLA (Sep 03, 2016) Jo. Smith, vs Tennessee (Oct 08, 2016)
Long Kickoff Return	34	Kerryon Johnson of Auburn (Sep 17, 2016)
Tackles	11	Dre Greenlaw of Arkansas (Sep 24, 2016)
Sacks	1.0	(six times) last by D. Barnett, vs Tennessee (Oct 08, 2016)
Tackles For Loss	2.0	Willie Butler, vs Prairie View A&M (Sep 10, 2016)
Interceptions	1	Pickett, vs UCLA (Sep 03, 2016) Raleigh Johnson, vs Prairie View A&M (Sep 10, 2016) Chris Lammons, at South Carolina (Oct 01, 2016) T. Kelly, vs Tennessee (Oct 08, 2016) C. Jumper, vs Tennessee (Oct 08, 2016)

TEAM GAME HIGHS

Rushes	54	at Auburn (Sep 17, 2016)
Yards Rushing	282	vs Tennessee (Oct 08, 2016)
Yards Per Rush	5.5	vs Tennessee (Oct 08, 2016)
TD Rushes	3	vs Tennessee (Oct 08, 2016)
Pass attempts	48	vs Tennessee (Oct 08, 2016)
Pass completions	29	vs Tennessee (Oct 08, 2016)
Yards Passing	402	vs Tennessee (Oct 08, 2016)
Yards Per Pass	8.8	vs Arkansas (Sep 24, 2016)
TD Passes	2	vs Arkansas (Sep 24, 2016) vs Tennessee (Oct 08, 2016)
Total Plays	99	vs Tennessee (Oct 08, 2016)
Total Offense	684	vs Tennessee (Oct 08, 2016)
Yards Per Play	6.9	vs Tennessee (Oct 08, 2016)
Points	38	vs Tennessee (Oct 08, 2016)
Sacks By	2	vs Prairie View A&M (Sep 10, 2016)
First Downs	29	vs Tennessee (Oct 08, 2016)
Penalties	12	vs Tennessee (Oct 08, 2016)
Penalty Yards	95	vs Prairie View A&M (Sep 10, 2016)
Turnovers	7	vs Tennessee (Oct 08, 2016)
Interceptions By	2	vs Tennessee (Oct 08, 2016)
Punts	9	vs Prairie View A&M (Sep 10, 2016) at Auburn (Sep 17, 2016)
Punting Avg	45.2	vs Tennessee (Oct 08, 2016)
Long Punt	66	vs Tennessee (Oct 08, 2016)
Punts inside 20	3	at South Carolina (Oct 01, 2016)
Long Punt Return	16	vs UCLA (Sep 03, 2016) vs Tennessee (Oct 08, 2016)



MISCELLANEOUS STATISTICS

STARTING FIELD POSITION

	A&M Avg. Start	Opp. Avg. Start	A&M Advantage
UCLA	own 28	own 27	+ 1
PRAIRIE VIEW A&M	own 34	own 23	+11
at Auburn	own 30	own 25	+ 5
vs. Arkansas	own 27	own 27	-
at South Carolina	own 29	own 27	+2
TENNESSEE	own 29	own 25	+4
at Alabama			
NEW MEXICO ST			
at Mississippi St			
OLE MISS			
UTSA			
LSU			
Totals	own 30.5	own 26.2	

POINTS OFF TURNOVERS

Opponent	TEXAS A&M				OPPONENTS			
	TOs	TDs	FG-Att	Pts.	A&M TOs	TDs	FG-Att	Pts.
UCLA	3	0	0-1	0	2	0	1-1	3
PRAIRIE VIEW A&M	1	1	0-0	7	2	0	0-0	0
at Auburn	1	0	1-1	3	0	0	0-0	0
vs Arkansas	3	2	1-1	17	2	1	0-0	7
at South Carolina	2	0	1-2	3	2	0	1-1	3
TENNESSEE	7	3	0-0	21	3	1	0-0	7
at Alabama								
NEW MEXICO ST								
at Mississippi St								
OLE MISS								
UTSA								
LSU								
Totals	17 (17/10, 7 int)	6	3-4	51	11 (11/6, 5 int)	2	2-2	20

F/L: total fumbles/fumbles lost

PENALTIES

	A&M Pen.-Yds.	Opp. Pen.-Yds.	A&M Yd Diff
UCLA	6-67	4-17	-50
PRAIRIE VIEW A&M	4-35	11-95	+60
at Auburn	9-70	6-28	-42
vs Arkansas	7-62	7-55	-7
at South Carolina	5-40	3-20	-20
TENNESSEE	7-45	12-84	+39
at Alabama			
NEW MEXICO ST			
at Mississippi St			
OLE MISS			
UTSA			
LSU			
Totals (per gm avg.)	38-319 (53.2)	43-299 (49.8)	

GAME-OPENING DRIVES

	TEXAS A&M						OPPONENTS					
	Pts	Res	1Dn	PI-Yds	Time		Pts	Res	1Dn	PI-Yds	Time	
UCLA	0	FUM	1	5-23	1:10		3	FG	1	4-22	2:12	
PRAIRIE VIEW A&M	3	FG	2	6-50	1:51		0	PUNT	0	3-(-5)	0:29	
at Auburn	0	PUNT	2	8-18	3:43		0	PUNT	0	3-9	1:40	
vs. Arkansas	0	Miss FG	2	8-40	3:05		0	PUNT	0	3-6	1:43	
at South Carolina	7	TD	3	7-75	2:16		7	TD	1	1-75	0:13	
TENNESSEE	0	INT	0	2-8	0:32		0	PUNT	0	3-8	1:30	
at Alabama												
NEW MEXICO ST												
at Mississippi St												
OLE MISS												
UTSA												
LSU												
Totals	10		10	6-36*	2:06*		10		2	3-19*	1:17*	

* average

SECOND HALF-OPENING DRIVES

	TEXAS A&M						OPPONENTS					
	Pts	Res	1Dn	PI-Yds	Time		Pts	Res	1Dn	PI-Yds	Time	
UCLA	7	TD	5	11-87	4:10		0	PUNT	1	5-28	1:42	
PRAIRIE VIEW A&M	7	TD	6	13-78	3:49		0	PUNT	0	3-0	0:28	
at Auburn	0	PUNT	0	3-(-1)	0:52		0	PUNT	2	8-22	3:39	
vs Arkansas	0	FUMBLE	5	10-81	2:50		^	ODOWNS	7	19-89	9:55	
at South Carolina	7	TD	3	8-71	3:23		0	MISS FG	3	9-49	1:49	
TENNESSEE	7	TD	3	7-61	2:25		0	FUMBLE	2	6-36	1:55	
at Alabama												
NEW MEXICO ST												
at Mississippi St												
OLE MISS												
UTSA												
LSU												
Totals	21		22	9-63*	2:55*		0		8	8-37*	3:15*	

* average

^ drive began following turnover

A&M SCORING DRIVES

	Scoring Drives	TIME		PLAYS		5 or less	1-Play
		Total	Avg	Total	Avg		
UCLA	4	12:41	3:10	34	8.5	1	0
PRAIRIE VIEW A&M	11	21:11	2:07	68	6.2	3	1
at Auburn	7	17:55	2:33	54	7.7	2	0
vs Arkansas	7	10:21	1:28	32	4.6	4	0
at South Carolina	4	10:27	2:36	29	7.3	1	0
TENNESSEE	5	8:04	1:37	24	4.8	3	1
at Alabama							
NEW MEXICO ST							
at Mississippi St							
OLE MISS							
UTSA							
LSU							
Totals	38	90:39	2:23	241	6.3	14	2

* not including overtime possessions



STARTING LINEUPS

OFFENSIVE STARTERS

	WR	LT	LG	C	RG	RT	TE/WR	WR	WR	QB	RB/WR
UCLA	RATLEY	GENNESY	PRATER	MCCOY	LANFEAR	ELUEMUNOR	KIRK	REYNOLDS	SEALS-JONES	KNIGHT	WHITE
PRAIRIE VIEW A&M	NOIL	GENNESY	PRATER	MCCOY	LANFEAR	ELUEMUNOR	SCHORP	REYNOLDS	SEALS-JONES	KNIGHT	FORD
at Auburn	NOIL	GENNESY	PRATER	MCCOY	LANFEAR	ELUEMUNOR	KIRK	REYNOLDS	SEALS-JONES	KNIGHT	FORD
vs Arkansas	NOIL	GENNESY	PRATER	MCCOY	LANFEAR	ELUEMUNOR	KIRK	REYNOLDS	SEALS-JONES	KNIGHT	FORD
at South Carolina	TABUYO	GENNESY	PRATER	MCCOY	LANFEAR	MARTIN	KIRK	REYNOLDS	IHEANACHO	KNIGHT	FORD
TENNESSEE	NOIL	GENNESY	PRATER	MCCOY	LANFEAR	ELUEMUNOR	SCHORP	REYNOLDS	KIRK	KNIGHT	WILLIAMS
at Alabama											
NEW MEXICO ST											
at Mississippi St											
OLE MISS											
UTSA											
LSU											

DEFENSIVE STARTERS

	DE	NG	DT	RUSH	LB	LB	LB/NICKLE	CB	CB	SS	FS
UCLA	HALL	HENDERSON	WALKER	GARRETT	WASHINGTON	ALAKA	MOORE	HARVEY	WILLIS	WATTS	EVANS
PRAIRIE VIEW A&M	HALL	HENDERSON	WALKER	GARRETT	WASHINGTON	ALAKA	WILSON*	HARVEY	CAPERS-SMITH	WATTS	EVANS
at Auburn	HALL	HENDERSON	WALKER	GARRETT	WASHINGTON	ALAKA	WILSON*	HARVEY	WILLIS	WATTS	EVANS
vs Arkansas	HALL	HENDERSON	WALKER	GARRETT	WASHINGTON	ALAKA	MOORE	HARVEY	WILLIS	WATTS	EVANS
at South Carolina	HALL	HENDERSON	WALKER	CUNNINGHAM	WASHINGTON	ALAKA	MOORE	HARVEY	WILLIS	WATTS	EVANS
TENNESSEE	HALL	HENDERSON	KEKE	JOHNSON	WASHINGTON	ALAKA	WILSON*	HARVEY	WILLIS	WATTS	EVANS
at Alabama											
NEW MEXICO ST											
at Mississippi St											
OLE MISS											
UTSA											
LSU											

* Started as a nickel back

START CHART

	Career Starts	Consec Starts
Josh Reynolds	28	9
Armani Watts	27	21
Myles Garrett	25	—
Ricky Seals-Jones	25	—
Daeshon Hall	25	19
Shaan Washington	19	19
Avery Gennesy	19	19
Justin Evans	18	9
Christian Kirk	16	4
Otaro Alaka	13	6
Hardreck Walker	13	—
Speedy Noil	12	1
Donovan Wilson	10	1
Zaycoven Henderson	8	6
Nick Harvey	7	6
Richard Moore	7	—
Edward Pope	7	—
Keaton Sutherland	7	—
Colton Prater	6	6
Erik McCoy	6	6
Connor Lanfear	6	6
Trevor Knight	6	6
Jermaine Eleumunor	6	1
Priest Willis	5	4
Damion Ratley	5	—
Victor Davis	5	—
Keith Ford	4	4
Claude George	4	—
Josh Walker	4	—
Tanner Schorp	2	1
Jeremy Tabuyo	2	—
Alex Sezer, Jr	2	—
Trayveon Williams	1	1
Kingsley Keke	1	1
Jarett Johnson	1	1
Qualen Cunningham	1	—
Koda Martin	1	—
Frank Iheanacho	1	—
Deshawn Capers-Smith	1	—
James White	1	—
Jake Hubenak	1	—
Justin Dunning	1	—

12TH MAN REP

	12th Man	#
UCLA	Gillaspia	1
PVAMU	Gillaspia	2
at Aub	Gillaspia	3
vs Ark	Gillaspia	4
at SC	Gillaspia	5
UT	Gillaspia	6
at Bama		
NMSU		
at MSU		
MISS		
UTSA		
LSU		

- appearances as 12th Man representative



TEXAS A&M'S 20-PLUS YARD PLAYS (50)

Yards	Type	Player(s)	Opponent
*92	Pass	Josh Reynolds from Trevor Knight	Arkansas
*89	Rush	T. Williams	Auburn
*73	PR	Nick Harvey	Prairie View A&M
71	Rush	T. Williams	Tennessee
*64	Pass	Christian Kirk from Trevor Knight	Prairie View A&M
62	Rush	Trevor Knight	Arkansas
*62	Rush	Trevor Knight	Tennessee
51	Pass	Josh Reynolds from Trevor Knight	Auburn
*49	Rush	T. Williams	South Carolina
*48	Rush	Trevor Knight	Arkansas
47	Pass	R. Seals-Jones from Trevor Knight	Arkansas
43	Pass	Josh Reynolds from Trevor Knight	Tennessee
*42	Rush	Trevor Knight	Arkansas
42	Rush	T. Williams	UCLA
42	KR	Speedy Noil	Arkansas
40	Pass	Speedy Noil from Trevor Knight	Auburn
40	Pass	Keith Ford from Trevor Knight	Prairie View A&M
*40	Pass	Josh Reynolds from Trevor Knight	UCLA
36	KR	Justin Evans	South Carolina
36	Pass	Josh Reynolds from Trevor Knight	Prairie View A&M
34	Pass	Jeremy Tabuyo from Trevor Knight	Prairie View A&M
*34	Pass	Christian Kirk from Trevor Knight	Prairie View A&M
*33	Rush	T. Williams	Arkansas
33	Pass	R. Seals-Jones from Trevor Knight	UCLA
33	Pass	Jeremy Tabuyo from Trevor Knight	South Carolina
32	Pass	Josh Reynolds from Trevor Knight	Tennessee
*32	Rush	Trevor Knight	Prairie View A&M
30	KR	Keith Ford	UCLA
29	Pass	Jeremy Tabuyo from Trevor Knight	South Carolina
27	Rush	Kendall Bussey	Prairie View A&M
27	Rush	Keith Ford	Arkansas
27	Pass	Speedy Noil from Trevor Knight	Tennessee
26	KR	Justin Evans	UCLA
25	KR	Justin Evans	South Carolina
24	Pass	F. Iheanacho from Trevor Knight	Tennessee
24	Pass	Christian Kirk from Trevor Knight	Tennessee
23	Rush	T. Williams	Arkansas
22	Rush	T. Williams	Tennessee
22	Pass	Jamal Jeffery from Jake Hubenak	Prairie View A&M
22	Rush	Keith Ford	Tennessee
*22	Rush	T. Williams	Arkansas
22	KR	Keith Ford	UCLA
21	Pass	R. Seals-Jones from Trevor Knight	Prairie View A&M
21	Pass	Christian Kirk from Trevor Knight	Tennessee
21	KR	Christian Kirk	UCLA
20	Pass	Damion Ratley from Trevor Knight	Prairie View A&M
20	KR	Justin Evans	UCLA
20	KR	Speedy Noil	Prairie View A&M
20	Rush	Christian Kirk	Auburn
20	Rush	Keith Ford	UCLA

* touchdown scored on play

BY LENGTH

Yards	No.	TD
100+	0	0
90-99	1	1
80-89	1	1
70-79	2	1
60-69	3	2
50-59	1	0
40-49	10	4
30-39	10	3
20-29	22	1

BY PLAY TYPE

Type	No.	TD
Rushing	18	8
Passing	22	4
Punt returns	1	1
Kick returns	9	0
Interceptions	0	0
Fumble returns	0	0
Other	0	0
TOTAL	50	13

20-YARD PLUS BY PLAYER

Player	No.	TD	R	P	KR	PR	IR	FR
T. Williams	8	4	8	0	0	0	0	0
Christian Kirk	6	2	1	4	1	0	0	0
Josh Reynolds	6	2	0	6	0	0	0	0
Keith Ford	6	0	3	1	2	0	0	0
Trevor Knight	5	4	5	0	0	0	0	0
Justin Evans	4	0	0	0	4	0	0	0
Speedy Noil	4	0	0	2	2	0	0	0
R. Seals-Jones	3	0	0	3	0	0	0	0
Jeremy Tabuyo	3	0	0	3	0	0	0	0
Nick Harvey	1	1	0	0	0	1	0	0
Kendall Bussey	1	0	1	0	0	0	0	0
Jamal Jeffery	1	0	0	1	0	0	0	0
Damion Ratley	1	0	0	1	0	0	0	0
F. Iheanacho	1	0	0	1	0	0	0	0
TOTAL	50	13	18	22	9	1	0	0

LONGEST PLAYS OF 2015

RUSHING

89 Trayveon Williams at Auburn.....Sept. 17

RUSHING TOUCHDOWN

89 Trayveon Williams at Auburn.....Sept. 17

PASSING

92 Josh Reynolds from Trevor Knight vs ArkansasSept. 24

PASSING TOUCHDOWN

92 Josh Reynolds from Trevor Knight vs ArkansasSept. 24

PUNT RETURN

73 Nick Harvey vs Prairie View A&M.....Sept. 10

KICK RETURN

42 Speedy Noil vs ArkansasSept. 24

INTERCEPTION RETURN

13 Priest Willis vs UCLASept. 3

FUMBLE RETURN

- None

PUNT

59 Shane Tripucka vs UCLASept. 3

59 Shane Tripucka at AuburnSept. 17

FIELD GOAL

48 Daniel LaCamera vs Prairie View A&MSept. 10

48 Daniel LaCamera vs ArkansasSept. 24

OPPONENTS' 20-PLUS YARD PLAYS (32)

Yards	Type	Player(s)	Opponent
*75	Rush.....	A.J. Turner.....	South Carolina
*62	Pass.....	Walker from Rosen.....	UCLA
55	Rush.....	R. Williams.....	Arkansas
53	Pass.....	Alvin Kamara from Joshua Dobbs.....	Tennessee
44	Pass.....	Keon Hatcher from Austin Allen.....	Arkansas
43	Pass.....	Tyler Byrd from Joshua Dobbs.....	Tennessee
38	Pass.....	Jared Cornelius from Austin Allen.....	Arkansas
38	Pass.....	Jared Cornelius from Austin Allen.....	Arkansas
36	Rush.....	Alvin Kamara.....	Tennessee
36	Pass.....	Hayden Hurst from Sean Kelly.....	South Carolina
34	Pass.....	Alvin Kamara from Joshua Dobbs.....	Tennessee
34	KR.....	Kerryon Johnson.....	Auburn
33	Rush.....	Joshua Dobbs.....	Tennessee
33	Rush.....	Kamryn Pettway.....	Auburn
33	Pass.....	Jared Cornelius from Austin Allen.....	Arkansas
32	KR.....	Evan Berry.....	Tennessee
32	Rush.....	Olorunfunmi.....	UCLA
28	Pass.....	K.C. Crosby from Perry Orth.....	South Carolina
27	Pass.....	Josh Malone from Joshua Dobbs.....	Tennessee
27	Pass.....	D. LaStrappe from Trey Green.....	Prairie View A&M
26	Pass.....	Jason Croom from Joshua Dobbs.....	Tennessee
25	Pass.....	Andrews from Rosen.....	UCLA
23	Pass.....	Jeremy Sprinkle from Austin Allen.....	Arkansas
23	Pass.....	Roberts from Rosen.....	UCLA
22	Rush.....	A.J. Turner.....	South Carolina
22	Pass.....	Hayden Hurst from Perry Orth.....	South Carolina
21	Pass.....	Drew Morgan from Austin Allen.....	Arkansas
21	Pass.....	D. LaStrappe from Trey Green.....	Prairie View A&M
20	Pass.....	Jauan Jennings from Joshua Dobbs.....	Tennessee
20	FR.....	Chris Moody.....	South Carolina
20	Rush.....	Kerryon Johnson.....	Auburn
20	Pass.....	D. LaStrappe from Trey Green.....	Prairie View A&M

* touchdown scored on play

BY LENGTH

Yards	No.	TD
100+	0	0
90-99	0	0
80-89	0	0
70-79	1	1
60-69	1	1
50-59	2	0
40-49	2	0
30-39	11	0
20-29	15	0

BY PLAY TYPE

Type	No.	TD
Rushing	5	1
Passing	21	1
Punt returns	0	0
Kick returns	2	0
Interceptions	0	0
Fumble returns	1	0
Other	0	0
TOTAL	32	1

LONGEST PLAYS OF 2015

RUSHING

75 AJ Turner of South Carolina..... Oct. 1

RUSHING TOUCHDOWN

75 AJ Turner of South Carolina..... Oct. 1

PASSING

62 Kenneth Walker from Josh Rosen of UCLA..... Sept. 3

PASSING TOUCHDOWN

62 Kenneth Walker from Josh Rosen of UCLA..... Sept. 3

PUNT RETURN

16 Ishmael Adams of UCLA..... Sept. 3
16 Josh Smith of Tennessee..... Oct. 8

KICK RETURN

34 Kerryon Johnson of Auburn..... Sept. 17

INTERCEPTION RETURN

9 Todd Kelly Jr. of Tennessee..... Oct. 8

FUMBLE RETURN

20 Chris Moody of South Carolina..... Oct. 1

PUNT

66 Trevor Daniel of Tennessee..... Oct. 8

FIELD GOAL

43 Elliott Fry of South Carolina..... Oct. 1

THE LAST TIME...

100-YARD RUSHER

by A&M..... 217, Trayveon Williams & 110, Trevor Knight vs Tennessee (Oct. 8, 2016)
by Opp..... 127, Alvin Kamara of Tennessee (Oct. 8, 2016)

TWO 100-YARD RUSHERS

by A&M..... 217, Trayveon Williams vs Tennessee (Oct. 8, 2016)
110, Trevor Knight vs Tennessee (Oct. 8, 2016)
by Opp..... 146, Leonard Fournette of LSU in College Station (Nov. 27, 2013)
119, Anthony Jennings of LSU in College Station (Nov. 27, 2013)

200-YARD RUSHER

by A&M..... 217, Trayveon Williams vs Tennessee (Oct. 8, 2016)
by Opp..... 226, Lamar Jackson of Louisville in Music City Bowl (Dec. 30, 2015)

60-YARD RUSH PLAY

by A&M..... 62, Trevor Knight vs Arkansas (Sep. 24, 2016)
by Opp..... 75, AJ Turner of South Carolina (Oct. 1, 2016)

THREE-OR-MORE RUSHING TDs

by A&M..... 3, Trevor Knight vs Tennessee (Oct. 8, 2016)
by Opp..... 3, Dak Prescott of Mississippi State in Starkville (Oct. 4, 2014)

TEAM RUSHED FOR 300 YARDS

by A&M..... 353 vs Tennessee (Oct. 8, 2016)
by Opp..... 307, Louisville (Dec. 30, 2015)

TEAM RUSHED FOR LESS THAN 100 YARDS

by A&M..... 89 vs LSU (Nov. 28, 2015)
by Opp..... 37 by Prairie View A&M (Sep. 10, 2016)

300-YARD PASSER

by A&M..... 344, Trevor Knight vs Prairie View A&M (Sep. 10, 2016)
by Opp..... 398, Joshua Dobbs of Tennessee (Oct. 8, 2016)

400-YARD PASSER

by A&M..... 401, Kenny Hill vs Ole Miss (Oct. 11, 2014)
by Opp..... 427, Aaron Boone of Duke (Dec. 31, 2013)

SCORED ON OVER A 50-YARD PASS PLAY

by A&M..... 92 yds, Josh Reynolds from Trevor Knight vs Arkansas (Sep. 24, 2016)
by Opp..... 62 yds, Kenneth Walker from Josh Rosen of UCLA (Sep. 3, 2016)

30 PASS COMPLETIONS

by A&M..... 42, Kenny Hill vs Ole Miss (Oct. 11, 2014)
by Opp..... 37, Garrett Gilbert of SMU (Sep. 21, 2013)

40 PASS ATTEMPTS

by A&M..... 40, Trevor Knight at South Carolina (Oct. 1, 2016)
by Opp..... 47, Joshua Dobbs of Tennessee (Oct. 8, 2016)

THREE-OR-MORE TD PASSES

by A&M..... 3, Trevor Knight vs Prairie View A&M (Sep. 10, 2016)
by Opp..... 3, Blake Sims of Alabama in Tuscaloosa (Oct. 18, 2014)

FOUR-OR-MORE TD PASSES

by A&M..... 4, Kyle Allen vs Nevada (Sept. 19, 2015)
by Opp..... 4, Dylan Thompson of South Carolina (Aug. 28, 2014)

100-YARD RECEIVER

by A&M..... 141, Josh Reynolds vs Arkansas (Sept. 24, 2016)
by Opp..... 161, Alvin Kamara of Tennessee (Oct. 8, 2016)

10-OR-MORE RECEIVERS

by A&M..... 13 vs Prairie View AM (Sept. 10, 2016)
by Opp..... 10, Tennessee (Oct. 8, 2016)

10-OR-MORE RECEPTIONS

by A&M..... 12, Christian Kirk at South Carolina (Oct. 1, 2016)
by Opp..... 12, Jamison Crowder of Duke (Dec. 31, 2013)

FOUR FIELD GOALS

by A&M..... 4, Daniel LaCamera at Auburn (Sep. 17, 2016)
by Opp..... 4, Daniel Carlson of Auburn (Nov. 7, 2015)

50-YARD FIELD GOAL

by A&M..... 52, Taylor Bertolet vs Western Carolina (Nov. 14, 2015)
by Opp..... 51, Caleb Sturgis of Florida (Sept. 8, 2012)

60-YARD FIELD GOAL

by A&M..... 62, Terence Kitchens vs Southern Miss (Sept. 25, 1999)

RECORDED A BLOCKED PUNT

by A&M..... Sam Moeller vs Vanderbilt (1st Qtr) (Nov. 21, 2015)
by Opp..... Carring Byndom of Texas (4th Qtr) (Nov. 25, 2010)

RECORDED A BLOCKED FIELD GOAL ATTEMPT

by A&M..... Justin Evans vs Prairie View A&M (1st Qtr) (Sept. 10, 2016)
by Opp..... Josh Boyd of Mississippi State (2nd Qtr) (Nov. 3, 2012)

A KICKOFF WAS RETURNED FOR A TD

by A&M..... 84 yards, Coryell Judie at Baylor (Nov. 13, 2010)
by Opp..... 81 yards, Brandon Boykin of Georgia (Dec. 28, 2009)

PUNT RETURN FOR A TD

by A&M..... 73 yards, Nick Harvey vs Prairie View A&M (Sept. 10, 2016)
by Opp..... 78 yards, Dez Bryant of Oklahoma State (Oct. 4, 2008)

BLOCKED PUNT RETURN FOR A TD

by A&M..... Jaxson Appel vs SMU, 1 yard (Sept. 17, 2005)
by Opp..... Courtney Herndon of Kansas State, 10 yards (Oct. 11, 2008)

INTERCEPTION RETURNED FOR A TD

by A&M..... Donovan Wilson vs South Carolina, 60 yds (Oct. 31, 2015)
by Opp..... Minkah Fitzpatrick of Alabama, 55 yds (Oct. 17, 2015)

FUMBLE RECOVERY FOR A TD

by A&M..... Deshazor Everett vs SMU of 12 yards (Sept. 21, 2013)
by Opp..... Avery Worsham of Western Carolina, 11 yds (Nov. 14, 2014)

A TEAM SCORED A SAFETY

by A&M..... vs Prairie View A&M in College Station (Sept. 10, 2016)
(Sack by Jarrett Johnson in endzone)
by Opp..... by Oklahoma in College Station (Nov. 6, 2010)
(A&M punt blocked and recovered in endzone)

OVERTIME HISTORY

(11-6 OVERALL, 7-3 HOME, 1-2 AWAY, 3-1 NEUTRAL)

Nov. 1, 1997	A&M 28, Oklahoma State 25	1 OT	College Station
Dec. 5, 1998	A&M 36, Kansas State 33	2 OT	St. Louis (Big 12 Championship)
Dec. 31, 2000	Mississippi State 43, A&M 41	1 OT	Shreveport, La. (Independence Bowl)
Oct. 5, 2002	Texas Tech 48, A&M 47	1 OT	College Station
Nov. 16, 2002	Missouri 33, A&M 27	2 OT	College Station
Oct. 23, 2004	A&M 29, Colorado 26	1 OT	College Station
Oct. 30, 2004	Baylor 35, A&M 34	1 OT	Waco, Texas
Nov. 13, 2004	A&M 32, Texas Tech 25	1 OT	College Station
Oct. 1, 2005	A&M 16, Baylor 13	1 OT	College Station
Oct. 21, 2006	A&M 34, Oklahoma State 33	1 OT	Stillwater, Okla.
Sept. 8, 2007	A&M 47, Fresno State 45	3 OT	College Station
Oct. 29, 2011	Missouri 38, A&M 31	1 OT	College Station
Nov. 11, 2011	Kansas State 53, A&M 50	4 OT	Manhattan, Kan.
Sept. 27, 2014	A&M 35, Arkansas 28	1 OT	Arlington, Texas
Sept. 26, 2015	A&M 28, Arkansas 21	1 OT	Arlington, Texas
Sept. 3, 2016	A&M 31, UCLA 24	1 OT	College Station
Oct. 8, 2016	A&M 45, Tennessee 38	2 OT	College Station



SEASON/CAREER STATISTICS

OFFENSE

SEASON STATISTICS

CAREER STATISTICS

RUSHING

	GP	Att	Gain	Loss	Net	Avg	TD	Long	Avg/G		GP	Att	Gain	Loss	Net	Avg	TD	Long	Avg/G
T. Williams	6	82	713	9	704	8.6	5	89	117.3		6	82	713	9	704	8.6	5	89	117.3
Trevor Knight	6	65	549	47	502	7.7	9	62	83.7		6	65	549	47	502	7.7	9	62	83.7
Keith Ford	6	49	254	12	242	4.9	3	27	40.3		6	49	254	12	242	4.9	3	27	40.3
Kendall Bussey	2	9	80	0	80	8.9	0	27	40.0		2	9	80	0	80	8.9	0	27	40.0
James White	5	16	74	4	70	4.4	1	19	14.0		26	93	429	10	419	4.5	5	24	16.1
Christian Kirk	6	5	42	0	42	8.4	0	20	7.0		19	16	98	2	96	6.0	0	20	5.1
Kwame Etwi	2	5	33	1	32	6.4	1	15	16.0		8	25	186	3	183	7.3	1	42	22.9
Jake Hubenak	1	5	15	23	-8	-1.6	0	8	-8.0		7	20	68	69	-1	-0.1	0	14	-0.1
Total.....	6	242	1760	114	1646	6.8	19	89	274.3										
Opponents.....	6	248	1200	244	956	3.9	8	75	159.3										

SEASON STATISTICS

CAREER STATISTICS

PASSING

	GP	Effic	Cmp-Att-Int	Pct	Yds	TD	Lng	Avg/G		GP	Effic	Cmp-Att-Int	Pct	Yds	TD	Lng	Avg/G
Trevor Knight	6	121.26	115-215-5	53.5	1500	9	92	250.0		6	121.26	215-115-5	53.5	1500	9	92	250.0
Jake Hubenak	1	83.64	5-11-0	45.5	50	0	22	50.0		7	105.37	86-45-1	52.3	449	3	36	64.1
Conner McQueen	6	108.40	1-1-0	100.0	1	0	1	0.2		36	108.40	1-1-0	100.0	1	0	1	0.0
Total.....	6	119.38	121-227-5	53.3	1551	9	92	258.5									
Opponents.....	6	114.86	141-247-7	57.1	1669	5	62	278.2									

SEASON STATISTICS

CAREER STATISTICS

RECEIVING

	GP	No.	Yds	Avg	TD	Long	Avg/G		GP	No.	Yds	Avg	TD	Long	Avg/G
Christian Kirk	6	40	352	8.8	4	64	58.7		19	120	1361	11.3	11	66	71.6
Josh Reynolds	6	25	488	19.5	4	92	81.3		31	128	2237	17.5	22	95	72.2
T. Williams	6	13	71	5.5	0	17	11.8		6	13	71	5.5	0	17	11.8
R. Seals-Jones	4	10	175	17.5	0	47	43.8		32	107	1284	12.0	9	71	40.1
Jeremy Tabuyo	6	8	149	18.6	0	34	24.8		35	29	374	12.9	5	50	10.7
Speedy Noil	4	8	116	14.5	1	40	29.0		25	75	925	12.3	8	44	37.0
F. Iheanacho	6	6	48	8.0	0	24	8.0		6	6	48	8.0	0	24	8.0
Jamal Jeffery	3	3	29	9.7	0	22	9.7		10	7	40	5.7	0	22	4.0
Keith Ford	6	2	54	27.0	0	40	9.0		6	2	54	27.0	0	40	9.0
Edward Pope	6	2	22	11.0	0	16	3.7		36	49	606	12.4	4	86	16.8
B. Niederhofer	2	2	11	5.5	0	10	5.5		24	33	311	9.4	1	42	13.0
Damion Ratley	6	1	20	20.0	0	20	3.3		18	16	220	13.8	2	42	12.2
Kemah Siverand	1	1	16	16.0	0	16	16.0		1	1	16	16.0	0	16	16.0
Total.....	6	121	1551	12.8	9	92	258.5								
Opponents.....	6	141	1669	11.8	5	62	278.2								

SEASON STATISTICS

CAREER STATISTICS

TOTAL OFFENSE

	G	Plays	Rush	Pass	Total	Avg/G		G	Plays	Rush	Pass	Total	Avg/G
Trevor Knight	6	280	502	1500	2002	333.7		6	280	502	1500	2002	333.7
T. Williams	6	82	704	0	704	117.3		6	82	704	0	704	117.3
Keith Ford	6	49	242	0	242	40.3		6	49	242	0	242	40.3
Kendall Bussey	2	9	80	0	80	40.0		2	9	80	0	80	40.0
James White	5	16	70	0	70	14.0		26	93	419	0	419	16.1
Jake Hubenak	1	16	-8	50	42	42.0		7	106	-1	449	448	64.0
Christian Kirk	6	5	42	0	42	7.0		19	16	96	0	96	5.1
Kwame Etwi	2	5	32	0	32	16.0		8	25	183	0	183	22.9
Conner McQueen	6	1	0	1	1	0.2		36	2	-1	1	0	0.0
Total.....	6	469	1646	1551	3197	532.8							
Opponents.....	6	495	956	1669	2625	437.5							

SEASON/CAREER STATISTICS

OFFENSE

SEASON STATISTICS

CAREER STATISTICS

SCORING	/----- PATs -----/																			
	TD	FGs	Kick	Rush	Rcv	Pass	DXP	Saf	Points		TD	FGs	Kick	Rush	Rcv	Pass	DXP	Saf	Points	
Daniel LaCamera	0	12-16	29-29	0-0	0	0-0	0	0	65	0	12-16	32-32	0-0	0	0-0	0	0	68	
Trevor Knight	9	0-0	0-0	0-0	0	0-0	0	0	54	9	0-0	0-0	0-0	0	0-0	0	0	54	
T. Williams	5	0-0	0-0	0-0	0	0-0	0	0	30	5	0-0	0-0	0-0	0	0-0	0	0	30	
Josh Reynolds	4	0-0	0-0	0-0	0	0-0	0	0	24	22	0-0	0-0	0-0	1	0-0	0	0	134	
Christian Kirk	4	0-0	0-0	0-0	0	0-0	0	0	24	13	0-0	0-0	0-0	0	0-0	0	0	78	
Keith Ford	3	0-0	0-0	0-0	0	0-0	0	0	18	3	0-0	0-0	0-0	0	0-0	0	0	18	
Kwame Etwi	1	0-0	0-0	0-0	0	0-0	0	0	6	1	0-0	0-0	0-0	0	0-0	0	0	6	
Nick Harvey	1	0-0	0-0	0-0	0	0-0	0	0	6	1	0-0	0-0	0-0	0	0-0	0	0	6	
James White	1	0-0	0-0	0-0	0	0-0	0	0	6	5	0-0	0-0	0-0	0	0-0	0	0	30	
Speedy Noil	1	0-0	0-0	0-0	0	0-0	0	0	6	8	0-0	0-0	0-0	0	0-0	0	0	48	
Jarrett Johnson	0	0-0	0-0	0-0	0	0-0	0	1	2	0	0-0	0-0	0-0	0	0-0	0	1	2	
Total.....	29	12-16	29-29	0-0	0	0-0	0	1	241											
Opponents.....	13	8-13	11-11	0-0	1	1-2	0	0	115											

SEASON STATISTICS

CAREER STATISTICS

ALL PURPOSE																				
	G	Rush	Rec	PR	KOR	IR	Tot	Avg/G			G	Rush	Rec	PR	KOR	IR	Tot	Avg/G		
T. Williams	6	704	71	0	0	0	775	129.2		6	704	71	0	0	0	775	129.2		
Trevor Knight	6	502	0	0	0	0	502	83.7		6	502	0	0	0	0	502	83.7		
Josh Reynolds	6	0	488	0	0	0	488	81.3		31	0	2237	0	0	0	2237	72.2		
Christian Kirk	6	42	352	26	21	0	441	73.5		19	96	1361	367	406	0	2230	117.4		
Keith Ford	6	242	54	0	66	0	362	60.3		6	242	54	0	66	0	362	60.3		
Speedy Noil	4	0	116	0	90	0	206	51.5		25	10	925	197	976	0	2108	84.3		
R. Seals-Jones	4	0	175	0	0	0	175	43.8		32	0	1284	0	0	0	1284	40.1		
Jeremy Tabuyo	6	0	149	0	0	0	149	24.8		35	0	374	0	0	0	374	10.7		
Justin Evans	6	0	0	0	142	0	142	23.7		18	0	0	0	188	0	188	10.4		
Kendall Bussey	2	80	0	0	0	0	80	40.0		2	80	0	0	0	0	80	40.0		
Nick Harvey	6	0	0	73	0	0	73	12.2		32	0	0	137	16	0	153	4.8		
James White	5	70	0	0	0	0	70	14.0		26	419	16	0	0	0	435	16.7		
F. Iheanacho	6	0	48	0	0	0	48	8.0		6	0	48	0	0	0	48	8.0		
Kwame Etwi	2	32	0	0	0	0	32	16.0		8	183	0	0	0	0	183	22.9		
Jamal Jeffery	3	0	29	0	0	0	29	9.7		10	4	40	0	0	0	44	4.4		
Edward Pope	6	0	22	0	0	0	22	3.7		36	0	606	0	0	0	606	16.8		
Damion Ratley	6	0	20	0	0	0	20	3.3		18	0	220	0	0	0	220	12.2		
Kemah Siverand	1	0	16	0	0	0	16	16.0		1	0	16	0	0	0	16	16.0		
Priest Willis	5	0	0	0	0	13	13	2.6		5	0	0	0	0	13	13	2.6		
B. Niederhofer	2	0	11	0	0	0	11	5.5		24	0	311	0	0	0	311	13.0		
Jake Hubenak	1	-8	0	0	0	0	-8	-8.0		7	-1	0	0	0	0	-1	-0.1		
Total.....	6	1646	1551	99	319	13	3628	604.7												
Opponents.....	6	956	1669	70	222	9	2926	487.7												

SEASON/CAREER STATISTICS

DEFENSE

SEASON STATISTICS												CAREER STATISTICS											
DEFENSIVE LEADERS		GP	Solo	Ast	Total	TFL	Sacks	Int	PBU	FR	FF	Blk	GP	Solo	Ast	Total	TFL	Sacks	Int	PBU	FR	FF	Blk
14	Justin Evans	6	33	15	48	3.0	.	3	6	.	.	1	18	80	46	126	4.0	.	4	9	.	.	1
33	S. Washington	6	21	24	45	4.5	2.0	.	5	.	2	.	41	87	129	216	20.0	8.0	.	10	3	4	.
1	Nick Harvey	6	27	10	37	1.5	.	.	6	1	.	.	32	56	24	80	4.5	.	.	10	1	.	.
23	Armani Watts	6	24	12	36	4.5	1.0	2	3	2	2	.	32	145	76	221	12.5	1.0	6	14	3	4	.
42	Otaru Alaka	6	15	14	29	3.0	.	.	1	.	.	.	21	38	36	74	7.5	.	.	4	.	2	.
6	Donovan Wilson	6	22	7	29	4.0	1.0	.	2	.	.	.	29	75	36	111	15.5	3.0	5	5	2	3	.
31	Claude George	6	17	9	26	6.0	2.0	.	1	.	.	.	17	22	28	50	8.5	2.0	.	1	.	.	.
10	Daeshon Hall	6	13	11	24	9.0	3.5	.	1	2	1	.	45	56	80	136	32.5	15.0	1	3	2	3	.
24	Priest Willis	5	16	8	24	0.5	.	1	7	.	.	.	5	16	8	24	0.5	.	1	7	.	.	.
25	Tyrel Dodson	6	8	7	15	1.5	.	.	.	1	.	.	6	8	7	15	1.5	.	.	.	1	.	.
17	Alex Sezer Jr.	6	8	6	14	0.0	.	.	1	.	.	.	18	10	11	21	0.0	.	.	1	.	.	.
92	Z. Henderson	6	6	8	14	2.5	0.5	.	.	1	.	.	28	26	29	55	9.0	3.5	.	.	1	.	.
15	Myles Garrett	5	8	6	14	6.0	4.0	.	.	1	1	.	30	74	52	126	39.5	28.0	1	3	1	6	2
88	Kingsley Keke	6	7	6	13	1.0	1.0	.	1	.	.	.	19	9	12	21	1.5	1.0	.	1	.	.	.
7	Richard Moore	5	5	7	12	2.0	1.0	.	1	.	.	.	13	28	23	51	9.5	2.0	.	2	.	.	.
40	Jarrett Johnson	6	7	4	11	4.0	2.5	.	.	.	1	.	30	19	23	42	8.0	2.5	.	.	.	1	.
13	Reggie Chevis	6	5	5	10	1.0	1	.	11	6	5	11	1.0	1	.
5	Daylon Mack	6	3	6	9	1.0	0.5	19	18	23	41	10.5	0.5	.	.	.	1	.
98	Hardreck Walker	6	4	4	8	0.0	1	.	37	28	30	58	1.5	1.0	.	3	.	1	.
99	James Lockhart	6	4	3	7	1.0	10	5	6	11	1.0
12	C. Gillaspia	5	5	2	7	0.0	.	.	.	1	1	.	8	5	3	8	0.0	.	.	.	1	1	.
9	Q. Cunningham	6	3	3	6	1.0	1.0	31	18	14	32	7.0	4.5	.	.	1	.	.
11	Larry Pryor	6	3	3	6	0.0	6	3	3	6	0.0
26	D. Capers-Smith	6	4	1	5	0.0	12	6	1	7	0.0
45	Austin Frey	7	3	.	3	0.0	16	3	.	3	0.0
11	Josh Reynolds	6	2	.	2	0.0	31	2	.	2	0.0
4	Noel Ellis	3	.	2	2	0.0	.	1	23	12	15	27	1.5	1.5	1	1	2	.	.
16	Dwaine Thomas	5	.	2	2	0.0	15	2	3	5	0.0
46	Landis Durham	1	1	.	1	1.0	6	1	3	4	1.0
27	Roney Elam	5	1	.	1	0.0	5	1	.	1	0.0
96	Jesse Brown	1	.	1	1	0.0	1	.	1	1	0.0
22	C. Chattman	5	1	.	1	0.0	.	.	.	1	.	.	5	1	.	1	0.0	.	.	.	1	.	.
4	Damion Ratley	6	1	.	1	0.0	18	1	.	1	0.0
35	Riley Garner	6	1	.	1	0.0	19	8	10	18	0.0
9	R. Seals-Jones	4	1	.	1	0.0	32	1	1	2	0.0	1
34	Braden Mann	6	1	.	1	0.0	6	1	.	1	0.0
Total.....		6	280	186	466	58	20	7	35	10	10	1											
Opponents.....		6	239	162	401	27	6	5	28	6	7	.											

SEASON/CAREER STATISTICS

DEFENSE / SPECIAL TEAMS

INTERCEPTIONS	SEASON STATISTICS						CAREER STATISTICS										
	No.	Yds	Avg	TD	Long	No.	Yds	Avg	TD	Long							
Justin Evans	3	0	0.0	0	0	4	0	0.0	0	0						
Armani Watts	2	0	0.0	0	0	6	46	7.7	0	36						
Priest Willis	1	13	13.0	0	13	1	13	13.0	0	13						
Noel Ellis	1	0	0.0	0	0	1	0	0.0	0	0						
Total.....	7	13	1.9	0	13												
Opponents.....	5	9	1.8	0	9												
FUMBLE RETURNS	No.	Yds	Avg	TD	Long		No.	Yds	Avg	TD	Long						
Total.....	0	0	0.0	0	0												
Opponents.....	1	20	20.0	0	20												
PUNT RETURNS	No.	Yds	Avg	TD	Long		No.	Yds	Avg	TD	Long						
Christian Kirk	5	26	5.2	0	17	19	367	19.3	2	79						
Nick Harvey	1	73	73.0	1	73	6	137	22.8	1	73						
Total.....	6	99	16.5	1	73												
Opponents.....	14	70	5.0	0	16												
KICK RETURNS	No.	Yds	Avg	TD	Long		No.	Yds	Avg	TD	Long						
Justin Evans	6	142	23.7	0	36	8	188	23.5	0	36						
Speedy Noil	4	90	22.5	0	42	42	976	23.2	0	70						
Keith Ford	3	66	22.0	0	30	3	66	22.0	0	30						
Christian Kirk	1	21	21.0	0	21	21	406	19.3	0	40						
Total.....	14	319	22.8	0	42												
Opponents.....	12	222	18.5	0	34												
FIELD GOALS	Att	Good	Long	B1kd			Att	Good	Long	B1kd	Pct.						
Daniel LaCamera	16	12	48	0		16	12	48	0	75.0						
Total.....	16	12	48	0													
Opponents.....	13	8	43	1													
PUNTING	No.	Yds	Avg	Long	TB	FC	I20	B1kd		No.	Yds	Avg	Long	TB	FC	I20	B1kd
Shane Tripucka	33	1438	43.6	59	0	6	14	0	35	1526	43.6	59	1	6	15	0
Total.....	33	1438	43.6	59	0	6	14	0									
Opponents.....	38	1523	40.1	66	2	23	12	0									
KICKOFFS	No.	Yds	Avg	TB	OB	Retn	Net	YdLn		No.	Yds	Avg	TB	OB			
Braden Mann	40	2576	64.4	28	1				40	2576	64.4	28	1			
Daniel LaCamera	4	272	68.0	2	1				8	524	65.5	4	1			
Total.....	44	2848	64.7	30	2	222	42.6	22									
Opponents.....	24	1502	62.6	9	1	319	39.9	25									

GAME SUMMARIES

	16/24	UCLA (0-1)	24
	-/-	TEXAS A&M (1-0)	31

SATURDAY, SEPT. 3 • KYLE FIELD • COLLEGE STATION, TEXAS
ATTENDANCE: 100,443 • TV: CBS

COLLEGE STATION, Texas (AP) -- Trevor Knight threw for 239 yards and a touchdown and ran for two more scores, including one in overtime to lead Texas A&M to a 31-24 victory over No. 16 UCLA on Saturday in his debut with the Aggies.

The Aggies had a fourth-and-1 from the 1 in overtime when Knight waltzed into the end zone untouched for the score in the opener for both teams.

Texas A&M sealed the victory when Justin Evans knocked down Josh Rosen's pass at the goal line on fourth down.

Knight, a graduate transfer from Oklahoma, outplayed Rosen.

Rosen threw three interceptions while working under heavy pressure from a defense led by Myles Garrett.

The Aggies looked to have this one wrapped up when they led by 15 in the fourth quarter after using two third-quarter touchdowns.

But UCLA's offense finally got going after that, scoring twice in two minutes with the second one coming on a 62-yard pass by Rosen to cut it two 2. A 2-point conversion after that TD tied it with 2:39 remaining.

The Bruins were driving again after a third straight punt by A&M when Evans intercepted Rosen's pass for the second time to give A&M a chance to win it in regulation.

But Knight's pass was knocked down in the end zone to force overtime.

Knight wasn't the only former Sooner to shine for the Aggies on Saturday. Running back Keith Ford had a touchdown and 65 of A&M's 203 yards rushing in his first game since setting out a year following his transfer from Oklahoma.

	1	2	3	4	OT	SCORE
UCLA	3	6	0	15	0	24
TEXAS A&M	0	10	14	0	7	31

SCORING SUMMARY

1ST	11:38	UCLA	Molson 38 yd field goal	4-22 2:12
2ND	11:33	UCLA	Molson 20 yd field goal	12-93 4:46
	07:26	TAMU	Ford 7 yd run (LaCamera kick)	11-70 4:07
	04:56	UCLA	Molson 23 yd field goal	7-69 2:30
	02:55	TAMU	LaCamera 23 yd field goal	7-62 2:01
3RD	09:08	TAMU	Knight 1 yd run (LaCamera kick)	11-87 4:10
	03:53	TAMU	Reynolds 40 yd pass from Knight (LaCamera kick)	5-74 2:23
4TH	04:19	UCLA	Olorunfunmi 9 yd run (Molson kick)	7-64 2:59
	02:39	UCLA	Walker 62 yd pass from Rosen (Roberts pass from Rosen)	3-77 1:03
OT		TAMU	Knight 1 yd run (LaCamera kick)	8-25 0:00

	UCLA	TAMU
FIRST DOWNS	28	23
RUSHES-YARDS (NET)	40-125	41-203
PASSING YDS (NET)	343	239
Passes Att-Comp-Int	26-74-3	22-42-1
TOTAL OFFENSE PLAYS-YARDS	87-468	83-442
Fumble Returns-Yards	1-0	0-0
Punt Returns-Yards	5-32	1-17
Kickoff Returns-Yards	2-33	6-136
Interception Returns-Yards	1-0	3-13
Punts (Number-Avg)	6-43.3	7-47.3
Fumbles-Lost	2-0	1-1
Penalties-Yards	4-17	6-67
Possession Time	33:18	26:42
Third-Down Conversions	5 of 18	4 of 15
Fourth-Down Conversions	1 of 2	1 of 2
Red-Zone Scores-Chances	4-6	4-5
Sacks By: Number-Yards	0-0	5-39

RUSHING: **UCLA**-Jamabo 23-91; Olorunfunmi 7-48; Adams 2-4; Rosen 8-minus 18. **TEXAS A&M**-T. Williams 15-94; Keith Ford 14-65; Trevor Knight 9-31; Christian Kirk 1-11; James White 2-2.

PASSING: **UCLA**-Rosen 26-46-3-343; TEAM 0-1-0-0. **TEXAS A&M**-Trevor Knight 22-42-1-239.

RECEIVING: **UCLA**-Walker 6-115; Roberts 5-61; Jamabo 5-41; Massington 4-47; Andrews 3-41; Wilson, C. 1-17; Lasley 1-11; Adams 1-10. **TEXAS A&M**-Christian Kirk 8-58; Josh Reynolds 4-78; R. Seals-Jones 4-57; Jeremy Tabuyo 2-20; Edward Pope 1-16; T. Williams 1-5; F. Iheanacho 1-3; Jamal Jeffery 1-2.

INTERCEPTIONS: **UCLA**-Pickett 1-0. **TEXAS A&M**-Justin Evans 2-0; Priest Willis 1-13.

FUMBLES: **UCLA**-Rosen 2-0. **TEXAS A&M**-Jamal Jeffery 1-1.

	-/-	PRAIRIE VIEW A&M (1-1)	0
	20/24	TEXAS A&M (2-0)	67

SATURDAY, SEPT. 10 • KYLE FIELD • COLLEGE STATION, TEXAS
ATTENDANCE: 96,412 • TV: SEC NETWORK (ALT)

COLLEGE STATION, Texas (AP) -- Trevor Knight threw for 344 yards and three touchdowns and ran for another score to lead No. 20 Texas A&M to a 67-0 rout of Prairie View A&M on Saturday.

Knight finished 21 of 37 and threw touchdowns of 8 yards to Speedy Noil and 34 and 64 yards to Christian Kirk in the second quarter as the Aggies (2-0) built a 38-0 halftime lead.

Knight also rushed for a game-high 78 yards on seven carries in just over one half of play.

The Aggies extended its home non-conference win streak to 23 games. Texas A&M outgained the Panthers 672-205 in earning its largest shutout since defeating Missouri 73-0 on Sept. 18, 1993.

Texas A&M managed a 22-yard field goal in the first 10 minutes before busting the game open over the final 18 minutes of the half.

Keith Ford, who had two touchdowns, had an 11-yard scoring run with three minutes left in the opening quarter before Knight tight-rope the sideline for the final 5 yards of a 32-yard TD scamper to end the first.

Prairie View (1-1), which plays in the FCS Southwestern Athletic Conference, had a 38-yard field goal blocked and missed a 42-yard field goal in the first half.

Trey Green threw for 160 yards on 13 of 39 passing, but the Aggies' defense had pressure on Green throughout the game.

	1	2	3	4	SCORE
PVAMU	0	0	0	0	0
TEXAS A&M	17	21	13	16	67

SCORING SUMMARY

1ST	12:40	TAMU	LaCamera 22 yd field goal	6-50 1:51
	03:01	TAMU	Ford 11 yd run (LaCamera kick)	7-64 1:59
	00:00	TAMU	Knight 32 yd run (LaCamera kick)	4-68 0:58
2ND	12:12	TAMU	Noil 8 yd pass from Knight (LaCamera kick)	6-60 1:32
	01:03	TAMU	Kirk 34 yd pass from Knight (LaCamera kick)	7-67 1:39
	00:33	TAMU	Kirk 64 yd pass from Knight (LaCamera kick)	1-64 0:09
3RD	11:11	TAMU	Ford 4 yd run (LaCamera kick)	13-78 3:49
	08:26	TAMU	LaCamera 27 yd field goal	9-39 2:17
	04:27	TAMU	LaCamera 48 yd field goal	8-4 2:31
4TH	14:30	TAMU	Harvey 73 yd punt return (LaCamera kick)	-
	02:32	TAMU	Etowi 15 yd run (LaCamera kick)	7-85 4:26
	01:40	TAMU	Johnson safety	-

	PVAMU	TAMU
FIRST DOWNS	10	35
RUSHES-YARDS (NET)	28-32	38-277
PASSING YDS (NET)	173	395
Passes Att-Comp-Int	40-14-1	49-27-1
TOTAL OFFENSE PLAYS-YARDS	68-205	87-672
Fumble Returns-Yards	0-0	0-0
Punt Returns-Yards	1-4	2-76
Kickoff Returns-Yards	3-40	1-20
Interception Returns-Yards	1-0	1-0
Punts (Number-Avg)	9-37.2	2-37.5
Fumbles-Lost	3-0	3-1
Penalties-Yards	11-95	4-35
Possession Time	31:42	28:18
Third-Down Conversions	5 of 18	8 of 16
Fourth-Down Conversions	0 of 1	2 of 2
Red-Zone Scores-Chances	0-1	6-7
Sacks By: Number-Yards	2-22	2-14

RUSHING: **Prairie View A&M**-Dawonya Tucker 10-28; Jalen Morton 4-8; Sta'fon McCray 1-4; Trey Green 9-3; Caleb Broach 2-0; Javonte Ham 1-minus 1; TEAM 1-minus 10. **TEXAS A&M**-Kendall Bussey 7-79; Trevor Knight 7-78; Keith Ford 8-62; Kwame Etowi 5-32; James White 1-19; T. Williams 5-15; Jake Hubenak 5-minus 8.

PASSING: **Prairie View A&M**-Trey Green 13-39-1-160; Jalen Morton 1-1-0-13. **TEXAS A&M**-Trevor Knight 21-37-1-344; Jake Hubenak 5-11-0-50; Conner McQueen 1-1-0-1.

RECEIVING: **Prairie View A&M**-D. LaStrappe 6-88; Cameron Smith 3-37; KhaDarel Hodge 3-25; Joshua Simmons 1-13; Raymond Jackson 1-10. **TEXAS A&M**-Christian Kirk 5-106; Speedy Noil 4-25; T. Williams 3-17; Josh Reynolds 2-53; Jeremy Tabuyo 2-40; R. Seals-Jones 2-33; Jamal Jeffery 2-27; B. Niederhofer 2-11; Keith Ford 1-40; Damion Ratley 1-20; Kemah Siverand 1-16; Edward Pope 1-6; F. Iheanacho 1-1.

INTERCEPTIONS: **Prairie View A&M**-Raleigh Johnson 1-0. **TEXAS A&M**-Noel Ellis 1-0.

FUMBLES: **Prairie View A&M**-Trey Green 1-0; Jamal Crawford 1-0; Jalen Morton 1-0. **TEXAS A&M**-Trevor Knight 1-0; Nick Harvey 1-0; Kendall Bussey 1-1.

GAME SUMMARIES



17/20 **TEXAS A&M** (3-0, 1-0 SEC) **29**
 -/- **AUBURN** (1-2, 0-1 SEC) **16**

SATURDAY, SEPT. 17 • JORDAN-HARE STADIUM • COLLEGE STATION, TEXAS
ATTENDANCE: 87,175 • TV: ESPN

AUBURN, Ala. (AP) -- Trevor Knight passed for 247 yards and Daniel LaCamera kicked five field goals to lead No. 17 Texas A&M to a 29-16 victory over Auburn Saturday night and get off to a good start in the competitive Southeastern Conference's Western Division.

Knight also ran for 42 yards and several first downs for the Aggies (3-0, 1-0 SEC), who are off to another fast start. Myles Garrett had two sacks and Texas A&M's defense harassed quarterback Sean White enough to minimize big-play chances for Auburn (1-2, 0-1).

Texas A&M kept its hopes of a higher division finish firmly intact with a 478-yard offensive performance. Freshman Trayveon Williams weaved through Auburn defenders for an icing-on-the-cake 89-yard touchdown run with 6:52 left and gained 127 yards on eight carries.

The Aggies are 3-0 for the third straight year, a run they haven't had since 1939-41.

Knight kept the Aggies moving even if though they struggled to find the end zone. He completed 20 of 40 passes but led one 92-yard drive in the first half and another march for three points in the fourth quarter.

Auburn couldn't cash in on defensive stops with any points in the third quarter.

Auburn drove deep into Texas A&M territory with runs by speedy backup quarterback John Franklin III and hard running Kamryn Pettway. Then Daeshon Hall stuffed Franklin behind the line on fourth down from the 12. Williams put it away with his sprint to the end zone, though Franklin did lead an Auburn scoring drive in the final minutes.

Knight gave Texas A&M a 16-7 first-half lead with the long second-quarter drive. He completed all four attempts for 86 yards, including a dead-on 51-yard strike to Josh Reynolds. That set up Reynolds' 5-yard touchdown catch.

LaCamera had kicks of 46, 35, 31, 37 and 26 yards.

	1	2	3	4	SCORE
TEXAS A&M	3	13	3	10	29
AUBURN	7	3	0	6	16

SCORING SUMMARY

1ST	07:11	AU	Pettway 1 yd run (Carlson kick)	9-80 2:26
	01:42	TAMU	LaCamera 46 yd field goal	8-43 2:12
2ND	12:07	TAMU	Reynolds 5 yd pass from Knight (LaCamera kick)	6-92 2:36
	05:38	TAMU	LaCamera 35 yd field goal	6-23 1:23
	01:52	TAMU	LaCamera 46 yd field goal	5-47 1:53
	00:00	AU	Carlson 37 yd field goal	8-55 1:52
3RD	01:03	TAMU	LaCamera 25 yd field goal	14-67 4:19
4TH	10:13	TAMU	LaCamera 46 yd field goal	13-57 5:02
	06:52	TAMU	Williams 89 yd run (LaCamera kick)	2-87 0:30
	02:59	AU	Johnson 2 yd run (Franklin pass failed)	11-66 3:41

	TAMU	AU
FIRST DOWNS	19	26
RUSHES-YARDS (NET)	37-231	54-236
PASSING YDS (NET)	247	163
Passes Att-Comp-Int	40-20-0	35-22-0
TOTAL OFFENSE PLAYS-YARDS	77-478	89-399
Fumble Returns-Yards	0-0	0-0
Punt Returns-Yards	0-0	1-6
Kickoff Returns-Yards	0-0	1-34
Interception Returns-Yards	0-0	0-0
Punts (Number-Avg)	7-42.0	9-37.2
Fumbles-Lost	2-0	1-1
Penalties-Yards	9-70	6-28
Possession Time	28:56	31:04
Third-Down Conversions	2 of 15	6 of 17
Fourth-Down Conversions	1 of 1	0 of 2
Red-Zone Scores-Chances	5-5	3-4
Sacks By: Number-Yards	4-32	1-11

RUSHING: **Texas A&M**-T. Williams 8-127; Trevor Knight 12-42; Keith Ford 10-28; Christian Kirk 2-24; James White 3-16; TEAM 2-minus 6. **Auburn**-Kamryn Pettway 20-123; Kerryon Johnson 15-60; John Franklin 9-47; Ryan Davis 1-8; Jason Smith 1-0; Sean White 8-minus 2.

PASSING: **Texas A&M**-Trevor Knight 20-40-0-247. **Auburn**-Sean White 18-27-0-126; John Franklin 4-8-0-37.

RECEIVING: **Texas A&M**-Josh Reynolds 7-98; Christian Kirk 5-22; R. Seals-Jones 3-38; T. Williams 3-30; Speedy Noil 2-59. **Auburn**-Tony Stevens 8-86; Ryan Davis 5-36; Marcus Davis 3-23; Will Hastings 3-9; Kerryon Johnson 2-minus 2; Kyle Davis 1-11.

INTERCEPTIONS: **Texas A&M**-None. **Auburn**-None.

FUMBLES: **Texas A&M**-Trevor Knight 1-0; Keith Ford 1-0. **Auburn**-Ryan Davis 1-1.



17/18 **ARKANSAS** (3-1, 0-1 SEC) **24**
 10/13 **TEXAS A&M** (4-0, 2-0 SEC) **45**

SATURDAY, SEPT. 24 • AT&T STADIUM • ARLINGTON, TEXAS
ATTENDANCE: 67,751 • TV: ESPN

ARLINGTON, Texas (AP) -- The momentum quickly turned for 10th-ranked Texas A&M when Trevor Knight, the quarterback already with two long touchdown runs, had another big play right after a huge defensive stand by the Aggies.

Knight hit Josh Reynolds for a 92-yard tiebreaking TD pass two plays after 17th-ranked Arkansas was stopped three times from the 1, ending a 19-play drive that took nearly 10 minutes, and the Aggies went on to a 45-24 victory late Saturday night.

Reynolds caught the ball in stride just short of midfield and quickly shed defensive back DJ Dean on his way to the end zone to break a 17-all tie and put the Aggies (4-0, 2-0 Southeastern Conference) ahead to stay.

Texas A&M has won five straight against the Razorbacks (3-1, 0-1), all since joining the SEC in 2012.

The long catch-and-run by Reynolds came two plays after Keon Hatcher was tackled by Armani Watts for a 5-yard loss on fourth down, ending the drive that started after A&M fumbled from the Arkansas 2.

Quarterback Austin Allen was stopped twice from the 1, though officials reviewed the third-down run before ruling the play stood. One overhead replay showed just how close the ball was to the goal line, with Allen's tight end basically pulling him toward the end zone.

Earlier, the Razorbacks had to settle for a field goal after six snaps from the 2 on the same series.

Knight's 48-yard TD run just before halftime tied the game at 17, after an earlier 42-yard scoring run. He finished with 10 rushes for 159 yards, the last a 62-yarder on third down in the final minute of the game.

	1	2	3	4	SCORE
ARKANSAS	7	10	0	7	24
TEXAS A&M	0	17	7	21	45

SCORING SUMMARY

1ST	12:29	ARK	Hatcher 15 yd pass from Allen (Hedlund kick)	2-16 0:48
2ND	14:52	TAMU	Knight 42 yd run (LaCamera kick)	3-51 0:54
	09:59	ARK	Hedlund 25 yd field goal	9-68 4:53
	04:42	TAMU	LaCamera 48 yd field goal	8-69 3:19
	01:31	ARK	Williams 8 yd run (Hedlund kick)	5-75 3:11
	00:13	TAMU	Knight 48 yd run (LaCamera kick)	6-74 1:18
3RD	01:33	TAMU	Reynolds 92 yd pass from Knight (LaCamera kick)	2-94 0:42
4TH	11:54	TAMU	Williams 33 yd run (LaCamera kick)	7-85 2:06
	10:25	TAMU	Kirk 9 yd pass from Knight (LaCamera kick)	3-15 0:38
	06:21	ARK	Cornelius 5 yd pass from Allen (Hedlund kick)	12-92 4:04
	04:57	TAMU	Williams 22 yd run (LaCamera kick)	3-52 1:24

	ARK	TAMU
FIRST DOWNS	27	22
RUSHES-YARDS (NET)	40-120	37-366
PASSING YDS (NET)	371	225
Passes Att-Comp-Int	42-28-0	22-12-0
TOTAL OFFENSE PLAYS-YARDS	82-491	59-591
Fumble Returns-Yards	0-0	0-0
Punt Returns-Yards	1--1	1--14
Kickoff Returns-Yards	1-15	4-84
Interception Returns-Yards	0-0	0-0
Punts (Number-Avg)	3-39.3	2-47.5
Fumbles-Lost	3-3	3-2
Penalties-Yards	7-62	7-55
Possession Time	39:45	20:15
Third-Down Conversions	9 of 16	8 of 12
Fourth-Down Conversions	1 of 3	0 of 0
Red-Zone Scores-Chances	4-7	1-3
Sacks By: Number-Yards	1-5	1-9

RUSHING: **Arkansas**-R. Williams 17-79; Devwah Whaley 9-29; Kody Walker 4-23; Jared Cornelius 1-7; K. Jackson 1-0; Team 1-minus 1; Keon Hatcher 1-minus 5; Dominique Reed 1-minus 6; Austin Allen 5-minus 6. **Texas A&M**-Trevor Knight 10-157; T. Williams 12-153; Keith Ford 10-55; James White 1-6; Kendall Bussey 2-1; TEAM 2-minus 6.

PASSING: **Arkansas**-Austin Allen 28-42-0-371. **Texas A&M**-Trevor Knight 12-22-0-225.

RECEIVING: **Arkansas**-Drew Morgan 9-86; Jared Cornelius 7-126; Jeremy Sprinkle 4-46; Keon Hatcher 3-77; Cody Hollister 3-39; K. Jackson 1-1; R. Williams 1-minus 4. **Texas A&M**-Josh Reynolds 4-141; Christian Kirk 3-25; T. Williams 3-5; R. Seals-Jones 1-47; F. Iheanacho 1-7.

INTERCEPTIONS: **Arkansas**-None. **Texas A&M**-None.

FUMBLES: **Arkansas**-Dominique Reed 1-1; R. Williams 1-1; Austin Allen 1-1. **Texas A&M**-Trevor Knight 1-1; Christian Kirk 1-1; Erik McCoy 1-0.

GAME SUMMARIES

	9/10	TEXAS A&M (5-0, 3-0 SEC)	24
	-/-	SOUTH CAROLINA (2-3, 1-3 SEC)	13

SATURDAY, OCT. 1 • WILLIAMS-BRICE STADIUM • COLUMBIA, SOUTH CAROLINA
ATTENDANCE: • TV: SEC NETWORK

COLUMBIA, S.C. -- Trevor Knight threw for 206 yards and ran for 84 more, leading No. 9 Texas A&M to a 24-13 win over South Carolina on Saturday.

Knight also had a fumble and an interception that kept this one close. But the Aggies (5-0, 3-0 Southeastern) used a tight defense to win this one, tackling the Gamecocks (2-3, 1-3) for losses on 10 plays and keeping them out of the end zone after A.J. Turner's 75-yard touchdown run on South Carolina's first play from scrimmage.

Knight came in second in the SEC in total offense, and either threw the ball or ran it on 52 of Texas A&M's 79 plays. Trayveon Williams and James White each ran for a touchdown for the Aggies. The SEC's best rushing team had 216 yards on the ground.

Four starters were out for Texas A&M, including last year's SEC sack leader Myles Garrett, two receivers in Speedy Noil and Ricky Seals-Jones and right tackle Jermaine Eluemunor and the Aggies were away from home for a third straight game. Coach Kevin Sumlin said he told them if they weren't careful, this could be a trap and the touchdown on the opening play could have spiraled things out of control.

The Gamecocks had chances to end their six-game losing streak to ranked opponents, but kicker Elliot Fry missed two field goals and Jamarcus King fumbled a punt with 3:12 left in the game.

	1	2	3	4	SCORE
TEXAS A&M	7	0	7	10	24
SOUTH CAROLINA	7	0	3	3	13

SCORING SUMMARY

1ST	14:47	SC	Turner 75 yd run (Fry kick)	1-75 0:13
	12:31	TAMU	Knight 4 yd run (LaCamera kick)	7-75 2:16
3RD	11:37	TAMU	Williams 49 yd run (LaCamera kick)	8-71 3:23
	03:14	SC	Fry 43 yd field goal	4-3 1:52
4TH	11:40	TAMU	White 2 yd run (LaCamera kick)	9-52 3:09
	04:23	SC	Fry 43 yd field goal	8-57 2:25
	01:41	TAMU	LaCamera 35 yd field goal	5-13 1:39

	TAMU	SC
FIRST DOWNS	22	21
RUSHES-YARDS (NET)	39-216	35-161
PASSING YDS (NET)	206	217
Passes Att-Comp-Int	40-23-1	35-22-1
TOTAL OFFENSE PLAYS-YARDS	79-422	70-378
Fumble Returns-Yards	0-0	1-20
Punt Returns-Yards	2-20	2-5
Kickoff Returns-Yards	3-79	1-19
Interception Returns-Yards	1-0	1-0
Punts (Number-Avg)	5-44.8	5-40.8
Fumbles-Lost	2-1	3-1
Penalties-Yards	5-40	3-20
Possession Time	28:13	31:47
Third-Down Conversions	9 of 19	3 of 14
Fourth-Down Conversions	1 of 2	1 of 2
Red-Zone Scores-Chances	3-3	0-2
Sacks By: Number-Yards	3-23	1-2

RUSHING: Texas A&M-T. Williams 14-98; Trevor Knight 12-84; James White 9-27; Christian Kirk 2-7; Keith Ford 1-3; TEAM 1-minus 3. **SC**-A.J. Turner 10-113; Rico Dowdle 9-47; B. McIlwain 12-7; David Williams 2-3; Jamari Smith 1-2; Perry Orth 1-minus 11.

PASSING: Texas A&M-Trevor Knight 23-40-1-206. **SC**-Perry Orth 11-18-0-138; B. McIlwain 9-15-1-34; Hayden Hurst 1-1-0-9; Sean Kelly 1-1-0-36.

RECEIVING: Texas A&M-Christian Kirk 12-61; Jeremy Tabuyo 4-89; Josh Reynolds 3-29; T. Williams 2-14; F. Iheanacho 2-13. **SC**-Hayden Hurst 5-90; Chavis Dawkins 5-17; K.C. Crosby 4-51; A.J. Turner 4-22; Terry Googer 3-25; J. Charleston 1-12.

INTERCEPTIONS: Texas A&M-Armani Watts 1-0. **SC**-Chris Lammons 1-0.

FUMBLES: Texas A&M-James White 1-0; Trevor Knight 1-1. **SC**-Perry Orth 1-0; Jamarcus King 1-1; Rashad Fenton 1-0.

	9/9	TENNESSEE (5-1, 2-1 SEC)	38
	8/7	TEXAS A&M (6-0, 4-0 SEC)	45

SATURDAY, OCT. 8 • KYLE FIELD • COLLEGE STATION, TEXAS
ATTENDANCE: 106,248 • TV: CBS

COLLEGE STATION, Texas -- Trevor Knight had a 1-yard touchdown run in the second overtime and No. 8 Texas A&M withstood another late Tennessee rally to beat the No. 9 Volunteers 45-38 on Saturday.

After Knight bulled in for the touchdown, Armani Watts intercepted Joshua Dobbs' pass on the next play for Tennessee's seventh turnover to end the game.

The teams exchanged field goals in the first overtime.

Knight threw for 239 yards and two touchdowns and ran for 110 yards and three more scores.

The Volunteers (5-1, 2-1 Southeastern Conference) had rallied from double-digit deficits to win four of their last five games, including last week's last-play victory over Georgia. They trailed by 21 points in the third quarter Saturday thanks to six turnovers before tying it on Alvin Kamara's 18-yard touchdown reception with 41 seconds left.

Texas A&M (6-0, 4-0) had a chance to win it in regulation, but Daniel LaCamera's 38-yard field goal attempt sailed wide left.

The Aggies could have put this one away with less than 2 minutes remaining, but freshman Trayveon Williams had the ball knocked from his hands and out of the back of the end zone just before he crossed the goal line on a 71-yard run.

Texas A&M was facing third-and-2 when Knight dashed 62 yards for a touchdown that pushed the lead to 35-21 with about three minutes left. Kamara's 4-yard run about a minute later made it a one-score game.

The Aggies built a 21-7 lead in the first quarter after three fumbles by Tennessee. Knight threw touchdown passes of 13 and 2 yards and had a 7-yard TD run in the opening frame.

	1	2	3	4	OT1	OT2	SCORE
TENNESSEE	7	0	7	21	3	0	38
TEXAS A&M	21	0	7	7	3	7	45

SCORING SUMMARY

1ST	08:30	TAMU	Kirk 13 yd pass from Knight (LaCamera kick)	5-26 1:19
	03:37	UT	Dobbs 4yd pass from Jennings (Medley kick)	6-71 1:52
	02:04	TAMU	Reynolds 2 yd pass from Knight (LaCamera kick)	6-75 1:33
	01:45	TAMU	Knight 7 yd run (LaCamera kick)	1-22 0:19
3RD	10:40	TAMU	Williams 7 yd run (LaCamera kick)	7-61 2:25
	07:10	UT	Kamara 15 yd run (Medley kick)	9-82 3:30
4TH	07:06	UT	Kelly 4 yd run (Medley kick)	12-85 3:30
	03:22	TAMU	Knight 62 yd run (LaCamera kick)	5-80 2:28
	02:07	UT	Kamara 4 yd run (Medley kick)	6-65 1:15
	00:41	UT	Kamara 18 yd pass from Dobbs (Medley kick)	6-80 1:08
10T		UT	Medley 34 yd field goal	4-9 0:00
		TAMU	LaCamera 34 yd field goal	4-9 0:00
20T		TAMU	Knight 1 yd run (LaCamera kick)	3-25 0:00

	UT	TAMU
FIRST DOWNS	29	21
RUSHES-YARDS (NET)	51-282	50-353
PASSING YDS (NET)	402	239
Passes Att-Comp-Int	48-29-2	34-17-2
TOTAL OFFENSE PLAYS-YARDS	99-684	84-592
Fumble Returns-Yards	0-0	0-0
Punt Returns-Yards	4-24	0-0
Kickoff Returns-Yards	4-81	0-0
Interception Returns-Yards	2-9	2-0
Punts (Number-Avg)	6-45.2	10-41.9
Fumbles-Lost	6-5	1-1
Penalties-Yards	12-84	7-45
Possession Time	32:23	27:37
Third-Down Conversions	6 of 17	5 of 16
Fourth-Down Conversions	1 of 2	0 of 0
Red-Zone Scores-Chances	6-6	6-7
Sacks By: Number-Yards	1-9	4-29

RUSHING: UT-A. Kamara 18-127; J. Kelly 13-89; J. Dobbs 17-57; T. Byrd 2-11; TEAM 1-minus 2. **TEXAS A&M**-T. Williams 28-217; Trevor Knight 15-110; Keith Ford 6-29; TEAM 1-minus 3.

PASSING: UT-J. Dobbs 28-47-2-398; J. Jennings 1-1-0-4. **TEXAS A&M**-Trevor Knight 17-34-2-239.

RECEIVING: UT-A. Kamara 8-161; J. Jennings 5-68; T. Byrd 3-60; J. Croom 3-41; Jo. Smith 3-4; J. Malone 2-31; Et. Wolf 2-14; J. Kelly 1-12; B. Johnson 1-7; J. Dobbs 1-4. **TEXAS A&M**-Christian Kirk 7-80; Josh Reynolds 5-89; Speedy Noil 2-32; F. Iheanacho 1-24; Keith Ford 1-14; T. Williams 1-0.

INTERCEPTIONS: UT-T. Kelly 1-9; C. Jumper 1-0. **TEXAS A&M**-Justin Evans 1-0; Armani Watts 1-0.

FUMBLES: UT-J. Dobbs 2-2; A. Kamara 2-1; J. Kelly 1-1; Ev. Berry 1-1. **TEXAS A&M**-T. Williams 1-1.