



RYAN KELLY // C

REGGIE RAGLAND // LB



2015 ALABAMA FOOTBALL SPRING MEDIA GUIDE



A'SHAWN ROBINSON // DL

DENZEL DEVAL // LB

JONATHAN ALLEN DL



ONE GOAL STARTS NOW

2015 // ALABAMA SPRING FOOTBALL

MARCH

FRIDAY // 13 // 3:30 PM

MONDAY // 23 // 3:30 PM

WEDNESDAY // 25 // 3:30 PM

FRIDAY // 27 // 3:30 PM

SATURDAY // 28 // 1:30 PM

MONDAY // 30 // 3:30 PM

APRIL

WEDNESDAY // 1 // 3:30 PM

FRIDAY // 3 // 3:30 PM

MONDAY // 6 // 3:30 PM

WEDNESDAY // 8 // 3:30 PM

FRIDAY // 10 // 3:30 PM

SCRIMMAGE — SATURDAY // 11 // TBA

TUESDAY // 14 // 3:30 PM

THURSDAY // 16 // 3:30 PM

SATURDAY // 18 // 2:00 PM

COACHING CLINIC

MARCH 26 - 28

DAY // DATE // TIME

INTRODUCTION

TABLE OF CONTENTS

THIS IS ALABAMA

| | |
|--|---|
| Coaching Staff | 2 |
| Athletic Department Directory | 2 |
| 2015 Schedule | 2 |
| Quick Facts | 3 |
| Athletics Communications Personnel | 3 |
| President Dr. Judy Bonner | 4 |
| Director of Athletics Bill Battle | 5 |
| Senior Staff | 5 |

ON THE GRIDIRON

| | |
|-------------------------------|-----|
| 2015 Roster | 6-7 |
| Position Breakdown | 8 |
| Participation Chart | 9 |

THE CRIMSON TIDE

| | |
|---------------------------|-------|
| Player Bios | 10-41 |
| Non-Scholarship | 42 |
| Newcomers | 43-47 |

COACHING PERSONNEL

| | |
|---------------------------------|-------|
| Head Coach Nick Saban | 48-55 |
| Coaching Staff | 56-65 |
| Support Staff | 66-69 |

2014 SEASON IN REVIEW

| | |
|-----------------------|-------|
| Stats | 70-89 |
| Game Recaps | 90-96 |

2015 ALABAMA COACHING STAFF

| | |
|----------------------------------|--|
| Nick Saban (Kent State, 1973) | Head Coach |
| Burton Burns (Nebraska, 1976) | Associate Head Coach/Running Backs |
| Mario Cristobal (Miami, 1993) | Assistant Head Coach/Offensive Line |
| Bo Davis (LSU, 1993) | Defensive Line |
| Lane Kiffin (Fresno State, 1998) | Offensive Coordinator/Quarterbacks |
| Tosh Lupoi (California, 2005) | Outside Linebackers |
| Billy Napier (Furman, 2003) | Wide Receivers |
| Kirby Smart (Georgia, 1999) | Defensive Coordinator/Inside Linebackers |
| Mel Tucker (Wisconsin, 1995) | Assistant Head Coach/Secondary |
| Bobby Williams (Purdue, 1982) | Tight Ends/Special Teams Coordinator |
| Scott Cochran (LSU, 2001) | Director of Strength and Conditioning |

2015 ALABAMA FOOTBALL DIRECTORY

| | |
|--|---------------------|
| Athletics Director | Bill Battle |
| Executive Associate Athletics Director/Chief Financial Officer | Finus Gaston |
| Senior Associate Athletics Director/Support Services | Kevin Almond |
| Senior Associate Athletics Director/Technology Advancement | Milton Overton |
| Senior Associate Athletics Director/Development | Sam Branch |
| Associate Athletics Director/Senior Woman Administrator | Marie Robbins |
| Associate Athletics Director/Compliance | Jonathan Bowling |
| Associate Athletics Director/Student Services | Jon Dever |
| Associate Athletics Director/Business | Carol Park |
| Associate Athletics Director/Football Communications | Jeff Purinton |
| Associate Athletics Director/Athletics Communications | Douglas Walker |
| Assistant Athletics Director/Ticket Office and Tide Pride | Chris Besanceney |
| Faculty Athletics Representative | Dr. Kevin Whitacker |
| Director of Football Operations | Justin Dickens |

2015 ALABAMA FOOTBALL SCHEDULE

| Date | Opponent | Time |
|-----------------|-------------------------------|------------|
| Sept. 5 | #vs. Wisconsin | TBD |
| Sept. 12 | Middle Tennessee State | TBD |
| Sept. 19 | *Ole Miss | TBD |
| Sept. 26 | Louisiana-Monroe | TBD |
| Oct. 3 | *at Georgia | TBD |
| Oct. 10 | *Arkansas | TBD |
| Oct. 17 | *at Texas A&M | TBD |
| Oct. 24 | *Tennessee | TBD |
| Nov. 7 | *LSU | TBD |
| Nov. 14 | *at Mississippi State | TBD |
| Nov. 21 | Charleston Southern | TBD |
| Nov. 28 | *at Auburn | TBD |

*SEC Game • #Cowboys Classic (Arlington, Texas)

Bold denotes home game

PRONUNCIATION GUIDE

| | |
|---------------------------|------------------|
| Ty FLOURNOY-Smith | Fluh-noy |
| J.C. HASSENAUER | Haas-en-our |
| Derek KIEF | Keef |
| KORREN KIRVEN | CORE-in CURVE-in |
| Isaac LUATUA | Lew-uh-too-uh |
| Ross PIERSCHBACHER | Piersch-bacher |
| JARRAN Reed | Jer-in |
| Bradley SYLVE | Silve |

ALABAMA ATHLETICS COMMUNICATIONS STAFF

Department Phone: (205) 348-6084
 Department Fax: (205) 348-8841

Associate Athletics Director for Athletics Communications:
Douglas Walker
 Office: (205) 348-7245
 e-mail: dwalker@ia.ua.edu

Associate Athletics Director for Football Communications:
Jeff Purinton
 Office: (205) 348-3631
 e-mail: jpurinton@ia.ua.edu

Associate Director of Athletics Communications (football):
Josh Maxson
 Office: (205) 348-7496
 e-mail: jmaxson@ia.ua.edu

Director of Athletics Communications:
Jessica Paré
 Office: (205) 348-3673
 e-mail: jpare@ia.ua.edu

Associate Director of Athletics Communications:
Aaron Jordan
 Office: (205) 348-5401
 e-mail: ajordan@ia.ua.edu

Associate Director of Athletics Communications (FB Credentials):
Roots Woodruff
 Office: (205) 348-2088
 e-mail: rwoodruff@ia.ua.edu

Assistant Director of Athletics Communications:
Nathan Sheehan
 Office: (205) 348-6734
 e-mail: nsheehan@ia.ua.edu

Assistant Director of Athletics Communications:
Alex Thompson
 Office: (205) 348-3550
 e-mail: athompson@ia.ua.edu

Athletics Communications Intern:
Michael Stimpert
 Office: (205) 348-3523
 e-mail: mstimpert@ia.ua.edu

QUICK FACTS

Location Tuscaloosa, Ala.
Enrollment 36,155
Founded April 12, 1831
Conference Southeastern (West)
Colors Crimson and White
Nickname Crimson Tide
President Dr. Judy Bonner
Athletics Director Bill Battle
Faculty Athletics Representative Dr. Kevin Whitaker
Stadium Bryant-Denny Stadium (101,821)

First Year of Football 1892
Overall Football Record 850-325-43 (.715)
 1,218 games over 120 seasons
SEC Record 379-166-20 (.688)
 565 games over 82 seasons

National Championships 15
 1925, 1926, 1930, 1934, 1941, 1961,
 1964, 1965, 1973, 1978, 1979, 1992,
 2009, 2011, 2012

SEC Championships 24
 1933, 1934, 1937, 1945, 1953, 1961,
 1964, 1965, 1966, 1971, 1972, 1973,
 1974, 1975, 1977, 1978, 1979, 1981,
 1989, 1992, 1999, 2009, 2012, 2014

First Team All-Americans
 115 players, 135 times
First Team All-Conference
 232 players, 305 times

Bowl Appearances 62*
Bowl Record 34*-24-3
 *NCAA Record

CREDITS: The 2015 University of Alabama Football Spring Media Guide was produced by the staff of the Alabama Athletics Communications Office. The publication was written by Josh Maxson and Jeff Purinton with editorial assistance from Doug Walker, Jessica Paré and Alex Thompson along with Maxson and Purinton. Photography by UA Director of Photography Kent Gidley, Amelia Brackin and staff. Thanks to Crimson Tide Productions for the cover and page designs. Special thanks to the Crimson Tide coaching staff, teams of the NFL for photography assistance and the staff of the SEC office. Copyright 2015 by the Board of Trustees of the University of Alabama. "Roll Tide," "Crimson Tide" and "Bama," along with the primary and secondary logos, are registered trademarks of The University of Alabama.

TEAM INFORMATION

Head Coach Nick Saban (Kent State, 1973)
Collegiate Record 177-59-1 (.749)
Alabama Record 86-17 (.835)

2014 Overall Record 12-2
2014 SEC Record 7-1
Bowl Allstate Sugar Bowl (CFP Semifinal)
Result lost Ohio State, 35-42
Basic Offense Pro Style (Multiple)
Basic Defense 3-4 (Multiple)

LETTERWINNERS RETURNING:
 Offense 26
 Defense 28
 Specialty 4
 Total 58

LETTERWINNERS LOST:
 Offense 13
 Defense 7
 Specialty 0
 Total 20

STARTERS RETURNING:
 Offense 2
 Defense 7
 Specialty 3
 Total 12

STARTERS LOST:
 Offense 9
 Defense 4
 Specialty 0
 Total 13

RETURNING OFFENSIVE STARTERS

| No. | Name | Pos. | Class |
|-----|--------------|------|-------|
| 70 | Ryan Kelly | OL | Sr. |
| 74 | Cam Robinson | OL | So. |

RETURNING DEFENSIVE STARTERS

| No. | Name | Pos. | Class |
|-----|------------------|------|-------|
| 93 | Jonathan Allen | DL | Jr. |
| 30 | Denzel Devall | LB | Sr. |
| 4 | Eddie Jackson | DB | Jr. |
| 5 | Cyrus Jones | DB | Sr. |
| 19 | Reggie Ragland | LB | Sr. |
| 90 | Jarran Reed | DL | Sr. |
| 86 | A'Shawn Robinson | DL | Jr. |

STARTERS LOST

| No. | Name | Pos. | Class |
|-----|-----------------|------|-------|
| 72 | Leon Brown | OL | Sr. |
| 26 | Landon Collins | DB | Jr. |
| 9 | Amari Cooper | WR | Jr. |
| 33 | Trey DePriest | LB | Sr. |
| 47 | Xzavier Dickson | LB | Sr. |
| 22 | Christion Jones | WR | Sr. |
| 77 | Arie Kouandjio | OL | Sr. |
| 26 | Nick Perry | DB | Sr. |
| 79 | Austin Shepherd | OL | Sr. |
| 6 | Blake Sims | QB | Sr. |
| 84 | Brian Vogler | TE | Sr. |
| 2 | DeAndrew White | WR | Sr. |
| 4 | T.J. Yeldon | RB | Jr. |

ON YOUR CAMPUS...



ALABAMA PRESIDENT DR. JUDY L. BONNER



Dr. Judith L. Bonner was named the 28th president of The University of Alabama on November 1, 2012. Founded in 1831, the University is the state's flagship and a student-centered comprehensive research university.

Dr. Bonner served as interim president from March 5 until August 31, 2012. She was promoted to executive vice president and provost on April 1, 2006, after serving as provost and vice president for Academic Affairs since March 2003.

During Dr. Bonner's tenure as provost and president, the University underwent transformational change growing from just over 19,000 students in 2003 to more than 36,000 students in 2014. Each year, the academic strength of the student body and the faculty exceeded the record set the previous year.

Under her leadership as president, the Shelby Science and Engineering Quad has been completed and plans to transform the Peter Bryce campus into a vibrant new academic area are underway.

In addition, UA's athletics programs have excelled in recent years with several teams winning national championships.

Dr. Bonner joined the faculty at The University of Alabama in 1981 as an associate professor and head of the department of human nutrition and hospitality. She served as assistant academic vice president from 1985-1990 and as special assistant to the president from 1989-1991.

Promoted to professor in 1988, she was named dean of the College of Human Environmental Sciences in 1989 and held that position until 2003.

Prior to coming to UA, she held faculty appointments in the department of pediatrics at UAB and the department of medical dietetics at The Ohio State University.

Dr. Bonner earned her bachelor's and master's degrees from The University of Alabama and her Ph.D. from The Ohio State University, all in nutrition. Her research focused on nutritional needs of chronically ill children and on eating disorders, and has resulted in numerous publications.

Dr. Bonner is an active member of civic, scientific and professional organizations. Among other awards and honors, her accolades include the Distinguished Alumni Award from The Ohio State University, the AHEA Leader Award and the award for Outstanding Dietitian for the state of Alabama.

BILL BATTLE

DIRECTOR OF ATHLETICS



William R. "Bill" Battle is in his second year as Director of Athletics at The University of Alabama. Battle took over the job on Friday, March 22, 2013, succeeding Mal Moore who had held the position since November, 1999.

Battle joined the Crimson Tide after a career as a college football coach and entrepreneur that was consistently hallmarked by innovation and foresight.

A native of Birmingham, Ala., Battle attended The University of Alabama on a football scholarship and enjoyed a successful playing career as a three-year starter at end for the Crimson Tide under legendary head coach Paul "Bear" Bryant from 1960-62. Battle was a member of Bryant's first national championship team at Alabama in 1961. Generally regarded as the team's best end throughout his playing career, Battle came to Tuscaloosa after starring in three sports at Birmingham's West End High School.

An excellent student, Battle holds a bachelor's degree from The University of Alabama and a master's degree from The University of Oklahoma. He was an Academic All-SEC selection as a senior in 1962 and was selected to play in the Senior Bowl all-star game in Mobile, Ala., in January of 1963. He was named first team tight end and second team defensive end on The University of Alabama All-Decade Team of the 1960s.

Battle entered the coaching profession as a graduate assistant at The University of Oklahoma in 1963 under famed head coach Bud Wilkinson. In 1964 and 1965, he served as an assistant coach at the United States Military Academy while serving a two-year military tour. In 1966, he moved on to the University of Tennessee, where

he served as an assistant coach under head coach Doug Dickey for four seasons (1966-69) until he was named head coach of the Volunteers in 1970. When he was named head coach, Battle was the youngest head coach in college football at the age of 28.

During his seven-year tenure as head coach (1970-76), Battle's teams went 59-22-2, finished three seasons ranked in the nation's top 10 among five top-20 finishes and won four out of five bowl games. Battle's Tennessee teams won 11 games once (1970) and at least 10 games in three different seasons (1970, 1971 and 1972). His first Tennessee team finished the season ranked fourth in both national polls. His 1971 team finished ranked ninth in both national polls and the 1972 Tennessee squad finished ranked eighth by the Associated Press and 11th in the Coaches' poll.

Battle began a career in the private sector after his coaching career ended. He held various positions within Circle S Industries in Selma, Ala., and served as president of two different companies, as well as vice chairman of the Circle S Holding Company Board. During his six years at Circle S, the organization grew from two companies earning \$12 million in annual sales to 10 companies earning \$60 million.

Battle founded The Collegiate Licensing Company (CLC) in 1981, and served as president and Chief Executive Officer (CEO) until 2002. He also served as chairman of the board of Licensing Partners International (LPI), which was created in 2001 to represent the licensing interests of non-collegiate sports properties, as well as corporate and entertainment properties.

A 1981 inductee into the Alabama Sports Hall of Fame, Battle was inducted as the first member of the charter class of the National Collegiate Licensing Association Hall of Fame in 2000. He was the recipient of the 2005 Paul W. Bryant Alumni Athlete Award at The University of Alabama and was inducted into the International Licensing Industry Merchandisers' Association (LIMA) Hall of Fame in 2008.

Battle received a National Football Foundation award in December 2008 for Outstanding Contributions to Amateur Football. In June 2010, Bill was inducted into the National Association of Collegiate Marketing Administrators' (NACMA) Hall of Fame. He was inducted into the Tennessee Sports Hall of Fame, receiving its Lifetime Achievement Award in 2011. He currently serves on the boards of the Bryant-Jordan Student-Athlete Foundation, The University of Alabama A-Club Educational & Charitable Foundation, the Crimson Tide Foundation, and the National Football Foundation.

Battle's wife, Mary, is a summa cum laude graduate of the University of Texas School of Nursing with a Bachelor of Science degree in nursing. She earned a Master of Science in healthcare administration from the University of Alabama-Birmingham. For many years Mary worked in the healthcare industry both in the clinical setting and for healthcare corporations that developed and managed physician provider networks including the development of strategically significant relationships with payors and business and industry.

Mary currently serves on the Arthritis Foundation National Board of Directors and is the chairperson of the Arthritis Foundation Leadership Council for the Birmingham market. She is also a member of the Volunteer Engagement Task Team for the Arthritis Foundation. In addition, Mary is an inaugural member of the UAB School of Medicine Board of Visitors and is active in fundraising activities for UAB that support research projects targeting more effective treatment for rheumatoid arthritis.

The Battles are part of UAB's Stem Cell Institute Board and are both active in their support of UAB's Department of Rheumatology. In their leisure time, the Battles enjoy life on their ranch in Georgia. Mary is an avid equestrian while Bill enjoys working on various projects around the ranch.



FINUS GASTON
EXECUTIVE ASSOCIATE A.D.
CHIEF FINANCIAL OFFICER

KEVIN ALMOND
SENIOR ASSOCIATE A.D.
SUPPORT SERVICES

SAM BRANCH
SENIOR ASSOCIATE A.D.
DEVELOPMENT

MILTON OVERTON
SENIOR ASSOCIATE A.D.
TECHNOLOGY ADVANCEMENT

MARIE ROBBINS
ASSOCIATE A.D.
SENIOR WOMAN ADMINISTRATOR

JONATHAN BOWLING
ASSOCIATE A.D.
COMPLIANCE

JON DEVER
ASSOCIATE A.D.
STUDENT SERVICES

CAROL PARK
ASSOCIATE A.D.
BUSINESS



JEFF PURINTON
ASSOCIATE A.D.
FOOTBALL COMMUNICATIONS

DOUG WALKER
ASSOCIATE A.D.
COMMUNICATIONS

JEFF ALLEN
ASSISTANT A.D.
SPORTS MEDICINE

CHRIS BESACENEY
ASSISTANT A.D.
TICKETING / TIDE PRIDE

TOMMY FORD
ASSISTANT A.D.
DONOR PROGRAMS

BRAD LEDFORD
ASSISTANT A.D.
STRATEGIC MARKETING

AARON VOLD
ASSISTANT A.D.
MAJOR GIFTS

DR. KEVIN WHITAKER
FACULTY ATHLETIC
REPRESENTATIVE

2015 ROSTER

2015 ROSTER

| No. | Name | Pos. | No. | Name | Pos. | Class | Ht. | Wt. | Exp. | Hometown/Previous School |
|-----|-------------------------|-------|-----|-------------------------|-------|-------|------|-----|------|--|
| 1 | Chris Black | WR | 93 | Jonathan Allen | DL | Jr. | 6-3 | 283 | 2L | Leesburg, Va./Stone Bridge |
| 2 | Tony Brown | DB | 22 | Ryan Anderson | LB | Jr. | 6-2 | 249 | 2L | Daphne, Ala./Daphne |
| 2 | Derrick Henry | RB | 28 | Anthony Averett | DB | So. | 6-0 | 180 | 1L | Woodbury, N.J./Woodbury |
| 3 | Bradley Sylve | DB | 94 | Dakota Ball | TE | Jr. | 6-3 | 254 | 1L | Lindale, Ga./Pepperell |
| 4 | Eddie Jackson | DB | 6 | Blake Barnett | QB | Fr. | 6-5 | 200 | HS | Corona, Calif./Santiago |
| 5 | Ronnie Clark | DB/RB | 87 | Parker Barrineau | WR | Sr. | 6-0 | 184 | 2L | Northport, Ala./American Christian Academy |
| 5 | Cyrus Jones | DB | 18 | Cooper Bateman | QB | So. | 6-3 | 220 | 1L | Murray, Utah/Cottonwood |
| 6 | Blake Barnett | QB | 1 | Chris Black | WR | Jr. | 6-0 | 192 | 2L | Jacksonville, Fla./First Coast |
| 6 | Laurence "Hootie" Jones | DB | 75 | Bradley Bozeman | OL | So. | 6-5 | 320 | 1L | Roanoke, Ala./Handley |
| 7 | Cam Sims | WR | 2 | Tony Brown | DB | So. | 6-0 | 195 | 1L | Beaumont, Texas/Ozen |
| 8 | Robert Foster | WR | 45 | Hunter Bryant | TE | So. | 6-5 | 222 | SQ | Roswell, Ga./Fellowship Christian School |
| 9 | Da'Shawn Hand | DL | 43 | Gussie Busch | LB | Fr. | 5-11 | 205 | RS | St. Louis, Mo./Priory |
| 9 | Bo Scarbrough | RB | 67 | Josh Casher | OL | Fr. | 6-1 | 294 | RS | Mobile, Ala./St. Paul's |
| 10 | Reuben Foster | LB | 5 | Ronnie Clark | DB/RB | Fr. | 6-2 | 228 | RS | Calera, Ala./Calera |
| 11 | Alec Morris | QB | 14 | Jake Coker | QB | Sr. | 6-5 | 232 | 1L | Mobile, Ala./St. Paul's/Florida State |
| 12 | Jonathan Cook | DB | 12 | Jonathan Cook | DB | So. | 6-0 | 197 | 1L | Daphne, Ala./Spanish Fort |
| 12 | David Cornwell | QB | 12 | David Cornwell | QB | Fr. | 6-5 | 221 | RS | Norman, Okla./Norman North |
| 13 | ArDarius Stewart | WR | 39 | Paden Crowder | LB | Sr. | 6-3 | 208 | SQ | Vestavia Hills, Ala./Vestavia Hills |
| 14 | Jake Coker | QB | 48 | David D'Amico | TE | Jr. | 6-0 | 211 | SQ | Birmingham, Ala./Vestavia Hills |
| 14 | Deionte Thompson | DB | 62 | Will Davis | OL | Jr. | 6-5 | 315 | SQ | Letohatchee, Ala./Fort Dale Academy |
| 15 | Ronnie Harrison | DB | 30 | Denzel Devall | LB | Sr. | 6-2 | 252 | 3L | Bastrop, La./Bastrop |
| 15 | JK Scott | P | 17 | Kenyan Drake | RB | Sr. | 6-1 | 210 | 3L | Powder Springs, Ga./Hillgrove |
| 16 | Jamey Mosley | LB | 36 | Johnny Dwight | DL/TE | Fr. | 6-3 | 300 | RS | Rochelle, Ga./Wilcox County |
| 17 | Kenyan Drake | RB | 43 | Lawrence Erekosima | RB | So. | 5-7 | 175 | SQ | Simpsonville, S.C./Clinton |
| 18 | Cooper Bateman | QB | 32 | Rashaan Evans | LB | So. | 6-3 | 225 | 1L | Auburn, Ala./Auburn |
| 19 | Reggie Ragland | LB | 80 | Raheem Falkins | WR | Jr. | 6-4 | 210 | 2L | New Orleans, La./G.W. Carver |
| 20 | Tyren Jones | RB | 28 | DeSherrius Flowers | RB | Fr. | 6-1 | 211 | HS | Mobile, Ala./Vigor |
| 20 | Shaun Dion Hamilton | LB | 83 | Ty Flournoy-Smith | TE | Sr. | 6-3 | 247 | 1L | Moultrie, Ga./Colquitt County/Georgia/Ga. Military |
| 21 | Maurice Smith | DB | 10 | Reuben Foster | LB | Jr. | 6-1 | 240 | 2L | Auburn, Ala./Auburn |
| 22 | Ryan Anderson | LB | 8 | Robert Foster | WR | So. | 6-2 | 194 | 1L | Monaca, Pa./Central Valley |
| 23 | Jabriel Washington | DB | 69 | Joshua Frazier | DL | So. | 6-4 | 315 | 1L | Springdale, Ark./Har-Ber |
| 24 | Hamilton Philips | RB | 48 | Bo Grant | DB | Jr. | 6-2 | 195 | SQ | Valley, Ala./Valley |
| 24 | Geno Smith | DB | 89 | Brandon Greene | TE/OL | Jr. | 6-5 | 300 | 2L | Ellenwood, Ga./Cedar Grove |
| 25 | Dillon Lee | LB | 99 | Adam Griffith | PK | Jr. | 5-10 | 192 | 2L | Calhoun, Ga./Calhoun |
| 25 | Buddy Pell | RB | 20 | Shaun Dion Hamilton | LB | So. | 6-0 | 229 | 1L | Montgomery, Ala./Carver |
| 26 | Marlon Humphrey | DB | 9 | Da'Shawn Hand | DL | So. | 6-4 | 273 | 1L | Woodbridge, Va./Woodbridge |
| 28 | Anthony Averett | DB | 58 | Alex Harrelson | SN | Sr. | 6-0 | 234 | SQ | Vestavia Hills, Ala./Vestavia Hills |
| 28 | DeSherrius Flowers | RB | 86 | Truett Harris | TE | Sr. | 6-3 | 220 | SQ | Brentwood, Tenn./Brentwood |
| 30 | Denzel Devall | LB | 15 | Ronnie Harrison | DB | Fr. | 6-3 | 218 | HS | Tallahassee, Fla./FSU University School |
| 31 | Nate Staskelunas | DB | 63 | J.C. Hassenauer | OL | So. | 6-2 | 295 | 1L | Woodbury, Minn./East Ridge |
| 32 | Rashaan Evans | LB | 2 | Derrick Henry | RB | Jr. | 6-3 | 242 | 2L | Yulee, Fla./Yulee |
| 34 | Christian Miller | LB | 64 | Grant Hill | OL | Jr. | 6-6 | 322 | 2L | Huntsville, Ala./Huntsville |
| 35 | Walker Jones | LB | 96 | Stephen Hodge | DL | Sr. | 6-2 | 254 | SQ | Akron, Ala./Hale County |
| 35 | Thomas Wood | WR | 42 | Keith Holcombe | LB | Fr. | 6-4 | 223 | RS | Tuscaloosa, Ala./Hillcrest |
| 36 | Johnny Dwight | DL/TE | 88 | O.J. Howard | TE | Jr. | 6-6 | 242 | 2L | Prattville, Ala./Autauga Academy |
| 39 | Paden Crowder | LB | 26 | Marlon Humphrey | DB | Fr. | 6-1 | 192 | RS | Hoover, Ala./Hoover |
| 41 | Trey Moon | DB | 76 | Dominick Jackson | OL | Sr. | 6-6 | 315 | 1L | Cupertino, Calif./Homestead/College of San Mateo |
| 42 | Keith Holcombe | LB | 4 | Eddie Jackson | DB | Jr. | 6-0 | 194 | 2L | Lauderdale Lakes, Fla./Boyd Anderson |
| 42 | Jacob Parker | TE | 89 | Bernel Jones | DL | Sr. | 6-2 | 248 | SQ | Montgomery, Ala./Jefferson Davis |
| 43 | Gussie Busch | LB | 5 | Cyrus Jones | DB | Sr. | 5-10 | 196 | 3L | Baltimore, Md./Gilman |
| 43 | Lawrence Erekosima | RB | 6 | Laurence "Hootie" Jones | DB | So. | 6-2 | 219 | 1L | Monroe, La./Neville |
| 44 | Levi Wallace | DB | 20 | Tyren Jones | RB | So. | 5-9 | 212 | 1L | Marietta, Ga./Walton |
| 45 | Hunter Bryant | TE | 35 | Walker Jones | LB | So. | 6-2 | 240 | 1L | Germantown, Tenn./Evangelical Christian |
| 45 | Cedric Powell | DB | 70 | Ryan Kelly | OL | Sr. | 6-5 | 297 | 3L | West Chester, Ohio/Lakota West |

2015 ROSTER

| No. | Name | Pos. | Class | Ht. | Wt. | Exp. | Hometown/Previous School |
|-----|--------------------|-------|-------|------|-----|------|--|
| 56 | Brandon Kennedy | OL | Fr. | 6-3 | 290 | HS | Wetumpka, Ala./Wetumpka |
| 81 | Derek Kief | WR | Fr. | 6-4 | 198 | RS | Cincinnati, Ohio/La Salle |
| 78 | Korren Kirven | OL/DL | Jr. | 6-4 | 300 | 2L | Lynchburg, Va./Brookville |
| 95 | Darren Lake | DL | Jr. | 6-3 | 315 | 3L | York, Ala./Sumter Central |
| 98 | Adrian Lamothe | P | Sr. | 5-10 | 191 | SQ | Monterrey, Mexico/Prepa Tec |
| 25 | Dillon Lee | LB | Sr. | 6-4 | 242 | 3L | Buford, Ga./Buford |
| 51 | Jake Long | DL | Jr. | 5-9 | 226 | SQ | Vestavia Hills, Ala./Vestavia Hills |
| 68 | Isaac Luatua | OL | Sr. | 6-2 | 315 | 2L | La Mirada, Calif./La Mirada |
| 55 | Cole Mazza | SN | Jr. | 6-2 | 240 | 2L | Bakersfield, Calif./Liberty |
| 34 | Christian Miller | LB | Fr. | 6-4 | 213 | RS | Columbia, S.C./Spring Valley |
| 41 | Trey Moon | DB | So. | 6-0 | 190 | SQ | Cullman, Ala./Cullman |
| 47 | Brandon Moore | OL | Sr. | 6-0 | 251 | SQ | Cincinnati, Ohio/Hills Christian Academy |
| 11 | Alec Morris | QB | Jr. | 6-3 | 233 | 1L | Allen, Texas/Allen |
| 16 | Jamey Mosley | LB | Fr. | 6-5 | 221 | RS | Mobile, Ala./Theodore |
| 46 | Michael Nysewander | TE | Sr. | 6-1 | 237 | 1L | Hoover, Ala./Hoover |
| 42 | Jacob Parker | TE | So. | 6-1 | 218 | SQ | Meridianville, Ala./Westminster Christian |
| 25 | Buddy Pell | RB | So. | 5-11 | 194 | 1L | Mountain Brook, Ala./Mountain Brook |
| 57 | D.J. Pettway | DL | Sr. | 6-3 | 270 | 2L | Pensacola, Fla./Catholic/E. Mississippi CC |
| 24 | Hamilton Phillips | RB | So. | 5-10 | 200 | SQ | Mobile, Ala./USM-Wright |
| 71 | Ross Pierschbacher | OL | Fr. | 6-4 | 298 | RS | Cedar Falls, Iowa/Cedar Falls |
| 66 | Chris Posa | OL | Jr. | 6-4 | 281 | SQ | Commerce, Mich./St. Mary's Prep |
| 45 | Cedric Powell | DB | So. | 5-11 | 185 | SQ | Birmingham, Ala./G.W. Carver |
| 89 | Armani Purifoye | WR | So. | 6-0 | 195 | SQ | Kingsland, Ga./Camden County |
| 96 | Gunnar Raborn | PK | So. | 5-9 | 187 | 1L | Lafayette, La./St. Thomas More |
| 19 | Reggie Ragland | LB | Sr. | 6-2 | 252 | 3L | Madison, Ala./Bob Jones |
| 90 | Jarran Reed | DL | Sr. | 6-4 | 313 | 1L | Goldboro, N.C./Goldboro/Hargrave/E. Mississippi CC |
| 86 | A'Shawn Robinson | DL | Jr. | 6-4 | 312 | 2L | Fort Worth, Texas/Arlington Heights |
| 74 | Cam Robinson | OL | So. | 6-6 | 326 | 1L | Monroe, La./West Monroe |
| 9 | Bo Scarbrough | RB | Fr. | 6-2 | 240 | HS | Northport, Ala./Tuscaloosa County |
| 15 | JK Scott | P | So. | 6-5 | 195 | 1L | Denver, Colo./Mullen |
| 49 | Andre Sims | OL | Jr. | 6-3 | 312 | SQ | Montgomery, Ala./Sidney Lanier |
| 7 | Cam Sims | WR | So. | 6-5 | 209 | 1L | Monroe, La./Ouachita Parish |
| 24 | Geno Smith | DB | Sr. | 6-0 | 196 | 3L | Atlanta, Ga./St. Pius X |
| 21 | Maurice Smith | DB | Jr. | 6-0 | 199 | 2L | Sugar Land, Texas/Fort Bend Dulles |
| 91 | O.J. Smith | DL | Fr. | 6-2 | 308 | RS | Bossier City, La./Airline |
| 31 | Nate Staskelunas | DB | Jr. | 6-3 | 210 | SQ | Greenville, N.C./Arendell Parrott Academy |
| 13 | ArDarius Stewart | WR | So. | 6-1 | 204 | 1L | Fultondale, Ala./Fultondale |
| 3 | Bradley Sylve | DB | Sr. | 6-0 | 180 | 3L | Port Sulphur, La./South Plaquemines |
| 50 | Alphonse Taylor | OL | Jr. | 6-5 | 325 | 2L | Mobile, Ala./Davidson |
| 53 | Jonathan Taylor | DL | Jr. | 6-4 | 340 | JC | Millen, Ga./Jenkins County/Georgia/Copiah-Lincoln JC |
| 14 | Deionte Thompson | DB | Fr. | 6-2 | 183 | HS | Orange, Texas/West Orange-Stark |
| 54 | Dalvin Tomlinson | DL | Jr. | 6-3 | 294 | 2L | McDonough, Ga./Henry County |
| 44 | Levi Wallace | DB | So. | 6-0 | 172 | SQ | Tucson, Ariz./Tucson |
| 59 | Dallas Warmack | OL | Fr. | 6-2 | 297 | HS | Atlanta, Ga./Mays |
| 23 | Jabriel Washington | DB | Sr. | 5-11 | 182 | 3L | Jackson, Tenn./Trinity Christian Academy |
| 82 | Thayer Weaver | WR | So. | 5-11 | 180 | SQ | St. Louis, Mo./DeSmet |
| 56 | Tim Williams | LB | Jr. | 6-4 | 230 | 2L | Baton Rouge, La./University Lab |
| 35 | Thomas Wood | WR | So. | 5-6 | 165 | SQ | Birmingham, Ala./Vestavia Hills |

| No. | Name | Pos. |
|-----|--------------------|-------|
| 46 | Michael Nysewander | TE |
| 47 | Brandon Moore | OL |
| 48 | David D'Amico | TE |
| 48 | Bo Grant | DB |
| 49 | Andre Sims | OL |
| 50 | Alphonse Taylor | OL |
| 51 | Jake Long | DL |
| 53 | Jonathan Taylor | DL |
| 54 | Dalvin Tomlinson | DL |
| 55 | Cole Mazza | SN |
| 56 | Brandon Kennedy | OL |
| 56 | Tim Williams | LB |
| 57 | D.J. Pettway | DL |
| 58 | Brandon Greene | OL |
| 58 | Alex Harrelson | SN |
| 59 | Dallas Warmack | OL |
| 62 | Will Davis | OL |
| 63 | J.C. Hassenauer | OL |
| 64 | Grant Hill | OL |
| 66 | Chris Posa | OL |
| 67 | Josh Casher | OL |
| 68 | Isaac Luatua | OL |
| 69 | Joshua Frazier | DL |
| 70 | Ryan Kelly | OL |
| 71 | Ross Pierschbacher | OL |
| 74 | Cam Robinson | OL |
| 75 | Bradley Bozeman | OL |
| 76 | Dominick Jackson | OL |
| 78 | Korren Kirven | OL/DL |
| 80 | Raheem Falkins | WR |
| 81 | Derek Kief | WR |
| 82 | Thayer Weaver | WR |
| 83 | Ty Flournoy-Smith | TE |
| 86 | Truett Harris | TE |
| 86 | A'Shawn Robinson | DL |
| 87 | Parker Barrineau | WR |
| 88 | O.J. Howard | TE |
| 89 | Bernel Jones | DL |
| 89 | Armani Purifoye | WR |
| 90 | Jarran Reed | DL |
| 91 | O.J. Smith | DL |
| 93 | Jonathan Allen | DL |
| 94 | Dakota Ball | TE |
| 95 | Darren Lake | DL |
| 96 | Stephen Hodge | DL |
| 96 | Gunnar Raborn | K |
| 98 | Adrian Lamothe | P |
| 99 | Adam Griffith | PK |

ALABAMA CRIMSON TIDE DEPTH CHART

OFFENSE

OFFENSIVE LINE

| No. | Name | Pos. | Class | Ht. | Wt. | Hometown |
|-----|--------------------|-------|-------|-----|-----|--------------------|
| 75 | Bradley Bozeman | OL | So. | 6-5 | 320 | Roanoke, Ala. |
| 67 | Josh Casher | OL | Fr. | 6-1 | 294 | Mobile, Ala. |
| 62 | Will Davis | OL | Jr. | 6-5 | 315 | Letohatchee, Ala. |
| 58 | Brandon Greene | OL | Jr. | 6-5 | 300 | Ellenwood, Ga. |
| 63 | J.C. Hassenauer | OL | So. | 6-2 | 295 | Woodbury, Minn. |
| 64 | Grant Hill | OL | Jr. | 6-6 | 322 | Huntsville, Ala. |
| 76 | Dominick Jackson | OL | Sr. | 6-6 | 315 | Cupertino, Calif. |
| 70 | Ryan Kelly | OL | Sr. | 6-5 | 297 | West Chester, Ohio |
| 56 | Brandon Kennedy | OL | Fr. | 6-3 | 290 | Wetumpka, Ala. |
| 78 | Korren Kirven | OL/DL | Jr. | 6-4 | 300 | Lynchburg, Va. |
| 68 | Isaac Luatua | OL | Sr. | 6-2 | 315 | La Mirada, Calif. |
| 60 | Brandon Moore | OL | Sr. | 6-0 | 251 | Cincinnati, Ohio |
| 71 | Ross Pierschbacher | OL | Fr. | 6-4 | 298 | Cedar Falls, Iowa |
| 66 | Chris Posa | OL | Jr. | 6-4 | 281 | Commerce, Mich. |
| 74 | Cam Robinson | OL | So. | 6-6 | 326 | Monroe, La. |
| 52 | Andre Sims | OL | Jr. | 6-3 | 312 | Montgomery, Ala. |
| 50 | Alphonse Taylor | OL | Jr. | 6-5 | 325 | Mobile, Ala. |
| 59 | Dallas Warmack | OL | Fr. | 6-2 | 297 | Atlanta, Ga. |

QUARTERBACKS

| No. | Name | Pos. | Class | Ht. | Wt. | Hometown |
|-----|----------------|------|-------|-----|-----|----------------|
| 6 | Blake Barnett | QB | Fr. | 6-5 | 200 | Corona, Calif. |
| 18 | Cooper Bateman | QB | So. | 6-3 | 220 | Murray, Utah |
| 14 | Jake Coker | QB | Sr. | 6-5 | 232 | Mobile, Ala. |
| 12 | David Cornwell | QB | Fr. | 6-5 | 221 | Norman, Okla. |
| 11 | Alec Morris | QB | Jr. | 6-3 | 233 | Allen, Texas |

RUNNING BACKS

| No. | Name | Pos. | Class | Ht. | Wt. | Hometown |
|-----|--------------------|-------|-------|------|-----|----------------------|
| 5 | Ronnie Clark | DB/RB | Fr. | 6-2 | 228 | Calera, Ala. |
| 17 | Kenyan Drake | RB | Sr. | 6-1 | 210 | Powder Springs, Ga. |
| 43 | Lawrence Erekosima | RB | So. | 5-7 | 175 | Simpsonville, S.C. |
| 28 | DeSherrius Flowers | RB | Fr. | 6-1 | 211 | Mobile, Ala. |
| 2 | Derrick Henry | RB | Jr. | 6-3 | 242 | Yulee, Fla. |
| 20 | Tyren Jones | RB | So. | 5-9 | 212 | Marietta, Ga. |
| 25 | Buddy Pell | RB | So. | 5-11 | 194 | Mountain Brook, Ala. |
| 9 | Bo Scarbrough | RB | Fr. | 6-2 | 240 | Northport, Ala. |

TIGHT ENDS

| No. | Name | Pos. | Class | Ht. | Wt. | Hometown |
|-----|--------------------|-------|-------|-----|-----|---------------------|
| 48 | David D'Amico | TE | Jr. | 6-0 | 211 | Birmingham, Ala. |
| 94 | Dakota Ball | TE | Jr. | 6-3 | 254 | Lindale, Ga. |
| 38 | Hunter Bryant | TE | So. | 6-5 | 222 | Roswell, Ga. |
| 36 | Johnny Dwight | DL/TE | Fr. | 6-3 | 300 | Rochelle, Ga. |
| 83 | Ty Flournoy-Smith | TE | Sr. | 6-3 | 247 | Moultrie, Ga. |
| 86 | Truett Harris | TE | Sr. | 6-3 | 220 | Brentwood, Tenn. |
| 88 | O.J. Howard | TE | Jr. | 6-6 | 242 | Prattville, Ala. |
| 46 | Michael Nysewander | TE | Sr. | 6-1 | 237 | Hoover, Ala. |
| 42 | Jacob Parker | TE | So. | 6-1 | 218 | Meridianville, Ala. |

WIDE RECEIVERS

| No. | Name | Pos. | Class | Ht. | Wt. | Hometown |
|-----|------------------|------|-------|------|-----|--------------------|
| 87 | Parker Barrineau | WR | Sr. | 6-0 | 184 | Northport, Ala. |
| 1 | Chris Black | WR | Jr. | 6-0 | 192 | Jacksonville, Fla. |
| 80 | Raheem Falkins | WR | Jr. | 6-4 | 210 | New Orleans, La. |
| 8 | Robert Foster | WR | So. | 6-2 | 194 | Monaca, Pa. |
| 81 | Derek Kief | WR | Fr. | 6-4 | 198 | Cincinnati, Ohio |
| 89 | Armani Purifoye | WR | So. | 6-0 | 195 | Kingsland, Ga. |
| 7 | Cam Sims | WR | So. | 6-5 | 209 | Monroe, La. |
| 13 | ArDarius Stewart | WR | So. | 6-1 | 204 | Fultondale, Ala. |
| 82 | Thayer Weaver | WR | So. | 5-11 | 180 | St. Louis, Mo. |
| 35 | Thomas Wood | WR | So. | 5-6 | 165 | Birmingham, Ala. |

DEFENSE

DEFENSIVE LINE

| No. | Name | Pos. | Class | Ht. | Wt. | Hometown |
|-----|------------------|-------|-------|-----|-----|----------------------|
| 93 | Jonathan Allen | DL | Jr. | 6-3 | 283 | Leesburg, Va. |
| 36 | Johnny Dwight | DL/TE | Fr. | 6-3 | 300 | Rochelle, Ga. |
| 69 | Joshua Frazier | DL | So. | 6-4 | 315 | Springdale, Ark. |
| 9 | Da'Shawn Hand | DL | So. | 6-4 | 273 | Woodbridge, Va. |
| 96 | Stephen Hodge | DL | Sr. | 6-2 | 254 | Akron, Ala. |
| 89 | Bernel Jones | DL | Sr. | 6-2 | 248 | Montgomery, Ala. |
| 78 | Korren Kirven | OL/DL | Jr. | 6-4 | 300 | Lynchburg, Va. |
| 95 | Darren Lake | DL | Jr. | 6-3 | 315 | York, Ala. |
| 51 | Jake Long | DL | Jr. | 5-9 | 226 | Vestavia Hills, Ala. |
| 57 | D.J. Pettway | DL | Sr. | 6-3 | 270 | Pensacola, Fla. |
| 86 | A'Shawn Robinson | DL | Jr. | 6-4 | 312 | Fort Worth, Texas |
| 90 | Jarran Reed | DL | Sr. | 6-4 | 313 | Goldboro, N.C. |
| 91 | O.J. Smith | DL | Fr. | 6-2 | 308 | Bossier City, La. |
| 54 | Dalvin Tomlinson | DL | Jr. | 6-3 | 294 | McDonough, Ga. |
| 53 | Jonathan Taylor | DL | Jr. | 6-4 | 340 | Millen, Ga. |

DEFENSIVE BACKS

| No. | Name | Pos. | Class | Ht. | Wt. | Hometown |
|-----|--------------------|-------|-------|------|-----|------------------------|
| 28 | Anthony Averett | DB | So. | 6-0 | 180 | Woodbury, N.J. |
| 2 | Tony Brown | DB | So. | 6-0 | 195 | Beaumont, Texas |
| 12 | Jonathan Cook | DB | So. | 6-0 | 197 | Daphne, Ala. |
| 5 | Ronnie Clark | DB/RB | Fr. | 6-2 | 228 | Calera, Ala. |
| 48 | Bo Grant | DB | Jr. | 6-2 | 195 | Valley, Ala./Valley |
| 15 | Ronnie Harrison | DB | Fr. | 6-3 | 218 | Tallahassee, Fla. |
| 26 | Marlon Humphrey | DB | Fr. | 6-1 | 192 | Hoover, Ala. |
| 4 | Eddie Jackson | DB | Jr. | 6-0 | 194 | Lauderdale Lakes, Fla. |
| 5 | Cyrus Jones | DB | Sr. | 5-10 | 196 | Baltimore, Md. |
| 6 | Hootie Jones | DB | So. | 6-2 | 219 | Monroe, La. |
| 41 | Trey Moon | DB | So. | 6-0 | 190 | Cullman, Ala. |
| 45 | Cedric Powell | DB | So. | 5-11 | 185 | Birmingham, Ala. |
| 24 | Geno Smith | DB | Sr. | 6-0 | 196 | Atlanta, Ga. |
| 21 | Maurice Smith | DB | Jr. | 6-0 | 199 | Sugar Land, Texas |
| 22 | Nate Staskelunas | DB | Jr. | 6-3 | 210 | Greenville, N.C. |
| 3 | Bradley Sylve | DB | Sr. | 6-0 | 180 | Port Sulphur, La. |
| 14 | Deionte Thompson | DB | Fr. | 6-2 | 183 | Orange, Texas |
| 44 | Levi Wallace | DB | So. | 6-0 | 172 | Tucson, Ariz. |
| 23 | Jabriel Washington | DB | Sr. | 5-11 | 182 | Jackson, Tenn. |

LINEBACKERS

| No. | Name | Pos. | Class | Ht. | Wt. | Hometown |
|-----|---------------------|------|-------|------|-----|----------------------|
| 22 | Ryan Anderson | LB | Jr. | 6-2 | 249 | Daphne, Ala. |
| 43 | Gussie Busch | LB | Fr. | 5-11 | 205 | St. Louis, Mo. |
| 39 | Paden Crowder | LB | Sr. | 6-3 | 208 | Vestavia Hills, Ala. |
| 30 | Denzel Devall | LB | Sr. | 6-2 | 252 | Bastrop, La. |
| 32 | Rashaan Evans | LB | So. | 6-3 | 225 | Auburn, Ala. |
| 10 | Reuben Foster | LB | Jr. | 6-1 | 240 | Auburn, Ala. |
| 20 | Shaun Dion Hamilton | LB | So. | 6-0 | 229 | Montgomery, Ala. |
| 42 | Keith Holcombe | LB | Fr. | 6-4 | 223 | Tuscaloosa, Ala. |
| 35 | Walker Jones | LB | So. | 6-2 | 240 | Germantown, Tenn. |
| 25 | Dillon Lee | LB | Sr. | 6-4 | 242 | Buford, Ga. |
| 34 | Christian Miller | LB | Fr. | 6-4 | 213 | Columbia, S.C. |
| 16 | Jamey Mosley | LB | Fr. | 6-5 | 221 | Mobile, Ala. |
| 19 | Reggie Ragland | LB | Sr. | 6-2 | 252 | Madison, Ala. |
| 56 | Tim Williams | LB | Jr. | 6-4 | 230 | Baton Rouge, La. |

SPECIAL TEAMS


SPECIAL TEAMS

| No. | Name | Pos. | Class | Ht. | Wt. | Hometown |
|-----|----------------|------|-------|------|-----|----------------------|
| 99 | Adam Griffith | PK | Jr. | 5-10 | 192 | Calhoun, Ga. |
| 58 | Alex Harrelson | SN | Sr. | 6-0 | 234 | Vestavia Hills, Ala. |
| 98 | Adrian Lamothe | P | Sr. | 5-10 | 191 | Monterrey, Mexico |
| 55 | Cole Mazza | SN | Jr. | 6-2 | 240 | Bakersfield, Calif. |
| 96 | Gunnar Raborn | K | So. | 5-9 | 187 | Lafayette, La. |
| 15 | JK Scott | P | So. | 6-5 | 195 | Denver, Colo. |

2014 ALABAMA FOOTBALL PARTICIPATION CHART

| | Career G-GS | 2014 G-GS | 2013 G-GS | 2012 G-GS | 2011 G-GS | 2010 G-GS | Consecutive Games | Consecutive Starts |
|---------------------|----------------|--------------|--------------|--------------|--------------|--------------|----------------------|-----------------------|
| Jonathan Allen | 26-12 | 14-12 | 12-0 | — | — | — | 26 | 5 |
| Ryan Anderson | 27-0 | 14-0 | 13-0 | RS | — | — | 27 | — |
| Anthony Averett | 1-0 | 1-0 | — | — | — | — | — | — |
| Dakota Ball | 13-0 | 12-0 | 1-0 | — | — | — | — | — |
| Parker Barrineau | 17-0 | 10-0 | 7-0 | — | — | — | 6 | — |
| Cooper Bateman | 14-0 | 14-0 | RS | — | — | — | 14 | — |
| Jerrod Bierbower | 2-0 | 1-0 | 1-0 | — | — | — | — | — |
| Chris Black | 19-3 | 11-3 | 8-0 | RS | — | — | 4 | — |
| Bradley Bozeman | 9-2 | 9-2 | — | — | — | — | — | — |
| Leon Brown | 23-13 | 14-12 | 9-1 | — | — | — | 15 | 8 |
| Tony Brown | 13-2 | 13-2 | — | — | — | — | 5 | — |
| Jake Coker | 7-0 | 7-0 | — | — | — | — | — | — |
| Landon Collins | 41-23 | 14-14 | 13-9 | 14-0 | — | — | 41 | 23 |
| Jonathan Cook | 4-0 | 4-0 | — | — | — | — | 1 | — |
| Amari Cooper | 40-30 | 14-14 | 12-7 | 14-9 | — | — | 24 | 19 |
| Trey DePriest | 53-39 | 13-13 | 13-13 | 14-13 | 13-0 | — | 13 | 13 |
| Denzel Devall | 35-10 | 8-7 | 13-3 | 14-0 | — | — | — | 1 |
| Josh Dickerson | 2-0 | 2-0 | — | — | — | — | — | — |
| Xzavier Dickson | 47-15 | 14-9 | 12-0 | 14-6 | 7-0 | — | 14 | 4 |
| Kenyan Drake | 28-2 | 5-1 | 11-1 | 12-0 | — | — | — | — |
| Rashaan Evans | 13-0 | 13-0 | — | — | — | — | 8 | — |
| Malcolm Faciane | 24-1 | 7-1 | 9-0 | 8-0 | RS | — | — | — |
| Raheem Falkins | 15-0 | 8-0 | 7-0 | — | — | — | — | — |
| Ty Flournoy-Smith | 4-0 | 4-0 | — | — | — | — | — | — |
| Reuben Foster | 20-1 | 11-1 | 9-0 | — | — | — | 1 | — |
| Robert Foster | 9-0 | 9-0 | RS | — | — | — | 4 | — |
| Jalston Fowler | 53-6 | 14-5 | 13-1 | 2-0 | 13-0 | 11-0 | 27 | 2 |
| Josh Frazier | 6-0 | 6-0 | — | — | — | — | — | — |
| Kurt Freitag | 2-0 | — | 2-0 | RS | — | — | — | — |
| Brandon Greene | 24-1 | 11-0 | 13-1 | RS | — | — | 8 | — |
| Adam Griffith (PK) | 21-13 | 13-13 | 8-0 | RS | — | — | 3 | 3 |
| Shaun Dion Hamilton | 14-0 | 14-0 | — | — | — | — | 14 | — |
| Da'Shawn Hand | 9-0 | 9-0 | — | — | — | — | — | — |
| J.C. Hassenauer | 1-0 | 1-0 | — | — | — | — | — | — |
| Derrick Henry | 26-2 | 14-2 | 12-0 | — | — | — | 25 | 1 |
| Grant Hill | 12-0 | 7-0 | 5-0 | — | — | — | — | — |
| O.J. Howard | 27-9 | 14-3 | 13-6 | — | — | — | 27 | 1 |
| Brandon Ivory | 43-15 | 14-3 | 12-11 | 13-1 | 4-0 | RS | 19 | — |
| Dominick Jackson | 7-0 | 7-0 | — | — | — | — | — | — |
| Eddie Jackson | 18-15 | 11-11 | 7-4 | — | — | — | 9 | 9 |
| Christian Jones | 54-25 | 14-8 | 13-7 | 14-10 | 13-0 | — | 54 | — |
| Cyrus Jones | 36-18 | 14-14 | 11-5 | 11-0 | — | — | 14 | 14 |
| Hootie Jones | 7-0 | 7-0 | — | — | — | — | 1 | — |
| Tyren Jones | 11-0 | 11-0 | RS | — | — | — | 8 | — |
| Walker Jones | 1-0 | 1-0 | — | — | — | — | — | — |
| Ryan Kelly | 31-20 | 12-12 | 9-8 | 10-0 | RS | — | 7 | 7 |
| Korren Kirven | 8-0 | 3-0 | 5-0 | RS | — | — | — | — |
| Arie Kouandjio | 40-27 | 14-14 | 13-13 | 11-0 | 2-0 | RS | 28 | 27 |
| Darren Lake | 29-0 | 8-0 | 13-0 | 8-0 | — | — | — | — |
| Dillon Lee | 35-1 | 14-1 | 13-0 | 8-0 | — | — | 27 | — |
| Dee Linder | 4-0 | 3-0 | 1-0 | — | — | — | — | — |
| Isaac Luatua | 14-0 | 6-0 | 8-0 | — | — | — | — | — |
| Cole Mazza | 26-26 (LS) | 13-13 | 13-13 | — | — | — | 26 | 26 |
| Corey McCarron | 3-0 | — | 3-0 | — | — | — | — | — |
| Alex Morris | 5-0 | 4-0 | 1-0 | RS | — | — | — | — |
| Michael Nysewander | 10-0 | 8-0 | 1-0 | 1-0 | — | — | 2 | — |
| Anthony Orr | 5-0 | — | 5-0 | — | — | — | — | — |
| Tyler Owens | 2-0 | 1-0 | 1-0 | — | — | — | — | — |
| Buddy Pell | 1-0 | 1-0 | — | — | — | — | — | — |
| Nick Perry | 45-17 | 14-13 | 2-0 | 14-4 | 9-0 | 5-0 | 14 | 10 |
| D.J. Pettway | 14-1 | 14-1 | — | — | — | — | 14 | — |
| Gunnar Raborn | 2-0 | 2-0 | — | — | — | — | 2 | — |
| Reggie Ragland | 38-13 | 14-13 | 13-0 | 11-0 | — | — | 36 | 11 |
| Jarran Reed | 14-13 | 14-13 | — | — | — | — | 14 | 13 |
| A'Shawn Robinson | 27-15 | 14-13 | 13-2 | — | — | — | 27 | 12 |
| Cam Robinson | 14-14 | 14-14 | — | — | — | — | 14 | 14 |
| JK Scott | 13-13 | 13-13 | — | — | — | — | 12 | 12 |
| Austin Shepherd | 43-26 | 14-14 | 13-13 | 10-0 | 7-0 | — | 27 | 27 |
| Blake Sims | 38-14 | 14-14 | 8-0 | 10-0 | 6-0 | — | 14 | 14 |
| Cam Sims | 12-0 | 12-0 | — | — | — | — | — | — |
| Geno Smith | 39-8 | 14-6 | 12-0 | 13-2 | — | — | 26 | 3 |
| Maurice Smith | 26-2 | 14-1 | 12-1 | — | — | — | 15 | — |
| ArDarius Stewart | 13-2 | 13-2 | RS | — | — | — | 2 | — |
| Bradley Sylve | 34-4 | 14-1 | 8-3 | 12-0 | RS | — | 14 | — |
| Alphonse Taylor | 20-2 | 12-2 | 8-0 | RS | — | — | 4 | — |
| MK Taylor | 3-0 | 1-0 | 2-0 | — | — | — | — | — |
| Altee Tenpenny | 26-0 | 13-0 | 13-0 | — | — | — | 4 | — |
| Dalvin Tomlinson | 15-0 | 14-0 | 1-0 | RS | — | — | 14 | — |
| Brian Vogler | 49-25 | 14-11 | 12-11 | 14-3 | 9-0 | — | 16 | 2 |
| Paul Waldrop | 2-0 | — | 2-0 | — | — | — | — | — |
| Jabriel Washington | 29-1 | 13-1 | 8-0 | 8-0 | RS | — | 9 | — |
| DeAndrew White | 42-24 | 12-10 | 13-7 | 5-5 | 12-2 | — | 11 | — |
| Jarrick Williams | 34-14 | 11-5 | 12-9 | 0-0 | 7-0 | 4-0 | 10 | — |
| Tim Williams | 19-0 | 12-0 | 7-0 | — | — | — | — | — |
| T.J. Yeldon | 39-22 | 13-10 | 12-11 | 14-1 | — | — | 3 | — |

PLAYER PROFILES



JONATHAN ALLEN

DL

Jr. • 6-3 • 283 • 2L

93

Leesburg, Va./
Stone Bridge

OUTLOOK: Returns for his junior season as one of the Crimson Tide's most productive defenders and best pass rushers ... quickly earned a role on the Alabama defensive line as a true freshman and moved into a starting role at end in 2014 ... has 49 career tackles with 14.5 tackles for loss and six sacks.

SOPHOMORE (2014): Established himself as a playmaker at defensive end and one of the Crimson Tide's top pass rushers ... first team All-SEC by the *Associated Press* ... second on the team with 11.5 tackles for loss (-44 yards) and had 5.5 sacks (-30 yards) ... finished with 33 total tackles including 16 solo stops and seven quarterback hurries ... blocked the decisive extra point at Arkansas ... played in all 14 games and made 12 starts ... earned Defensive Player of the Week honors from the Alabama coaching staff against West Virginia, FAU and Tennessee ... also earned Special Teams Player of the Week honors for his blocked PAT at Arkansas. **West Virginia:** Registered five tackles with two tackles for loss (-12 yards) and one sack (-11 yards) ... helped limit the Mountaineers to 28 rushing yards on 24 carries ... earned Defensive Player of the Week honors from the coaches. **FAU:** Recorded a tackle for a loss of three yards as the Crimson Tide limited the Owls to 145 total yards, including 57 rushing ... added an assisted tackle in just over one half of play ... earned Defensive Player of the Week honors. **Southern Miss:** Made at least one tackle for loss for the third straight game and picked up two quarterback hurries ... added one solo and one assisted tackle as the Tide limited the Eagles to 56 yards rushing and a lowly 263 total yards. **Florida:** Registered one assisted tackle as the Tide held the Gators to only 200 total yards. **Ole Miss:** Recorded five tackles with two solo stops ... had 1.5 tackles for loss (-3 yards) and a quarterback hurry. **Arkansas:** Blocked the deciding extra point to give the Tide a 14-13 win in Fayetteville ... added a quarterback hurry. **Texas A&M:** Recorded three half sacks for a loss of four yards ... batted down passes as UA limited the SEC's top-ranked offense to just 172 yards. **Tennessee:** Earned Defensive Player of the Week honors versus the Vols with three tackles and half of a tackle for loss. **LSU:** Sacked LSU quarterback Anthony Jennings on the first drive of the game ... finished with two tackles as the Tide limited LSU to 76 total yards passing. **Mississippi State:** Recorded three assisted tackles in a 25-20 win over the No. 1 team in the nation. **Western Carolina:** Had a game-high two quarterback hurries with two tackles ... helped limit the Catamounts to minus-eight yards rushing. **Auburn:** Dropped Tigers' quarterback Nick Marshall for a sack and finished with three solo tackles. **Missouri:** Helped hold the Tigers to just 41 rushing yards and had one quarterback hurry. **Ohio State:** Both tackles in the Sugar Bowl came behind the

line of scrimmage for a loss of nine yards ... had one sack for a loss of four yards.

FRESHMAN (2013): A backup defensive end who played his way into the rotation along the defensive line ... appeared in 13 games, with 16 total stops and 10 solo tackles ... had half of a sack, a forced fumble and one quarterback hurry. **Virginia Tech:** Registered two solo tackles in the 35-10 victory over the Hokies at the Georgia Dome in Atlanta. **Ole Miss:** Made one solo tackle as a reserve defensive end as the Tide shut out the Rebels 25-0. **Arkansas:** Notched one solo stop and a quarterback hurry in the shutout win over the Razorbacks. **Tennessee:** Came off the bench to make a season-high three tackles with two solo stops. **Mississippi State:** Assisted on two tackles, one for loss, against the Bulldogs. **Chattanooga:** Named one of Alabama's Defensive Players of the Week ... totaled four tackles with two solo stops and a forced fumble. **Auburn:** Recorded three total tackles with two solo stops ... added half of a sack (-5 yards).

HIGH SCHOOL AND PERSONAL DATA: One of the premier defensive prospects in the 2013 signing class ... a five-star player by *247Sports.com*, *Rivals.com* and *Scout.com* ... played in the U.S. Army All-American Bowl ... 2012 Gatorade Virginia Football Player of the Year ... first team *Parade Magazine* All-American ... second team *USA Today* All-American in 2012 ... the No. 11 player in the Top247 and the No. 2 outside linebacker nationally by *247Sports.com* while ranking second among players from Virginia ... listed 17th in the 247Composite listing and the No. 3 OLB ... also the No. 11 player nationally and the No. 2 weakside defensive end by *Rivals.com*, plus the No. 1 player in Virginia ... *Scout.com*

ranked him the No. 2 defensive end and 34th in the *Scout 300* ... 28th in the *ESPN 150* and outlet's No. 3 defensive end ... ranked 36th in the Tom Lemming MaxPrep rankings and the outlet's No. 4 defensive end nationally ... first team All-American as a defensive lineman by *MaxPreps* ... a five-star defensive end by *PrepStar* who ranked third at his position and 18th nationally ... member of the *PrepStar* Top 150 Dream Team and a *PrepStar* All-American ... posted 119 tackles with nine sacks, six fumble recoveries, eight pass breakups, six blocked kicks and had seven pass breakups as a senior in 2012 ... totaled 102 stops with 15 sacks and seven blocked kicks as a junior ... finished with 87 tackles, 20 sacks and eight forced fumbles as a sophomore in 2010 ... two-time first team All-State performer in Virginia and *Washington Post* All-Metro selection ... coached by Mickey Thompson at Stone Bridge High School ... chose Alabama over Florida, Michigan, Penn State, Ohio State, Stanford, Oklahoma and Virginia Tech.

ALLEN'S CAREER STATISTICS

| Year | Tackles | | | | | | | Fumbles | | | |
|-------|---------|----|----|----|---------|-----|--------|---------|----|-----|-----|
| | G-S | TT | UT | AT | TFL | QBH | Sacks | FF | FR | PBU | INT |
| 2013 | 12-0 | 16 | 10 | 6 | 3-11 | 1 | 0.5-5 | 1 | 0 | 0 | 0-0 |
| 2014 | 14-12 | 33 | 16 | 17 | 11.5-44 | 7 | 5.5-30 | 0 | 0 | 1 | 0-0 |
| Total | 26-12 | 49 | 26 | 23 | 14.5-55 | 8 | 6-35 | 1 | 0 | 1 | 0-0 |


ALLEN'S CAREER BESTS

- Tackles 5 (twice); last at Ole Miss, 2014
- Tackles for Loss ... 2.0 (three times); last vs. Ohio State, 2014
- Yards Lost 12 vs. West Virginia, 2014
- Sacks 1.5 vs. Texas A&M, 2014
- Yards Lost 11 vs. West Virginia, 2014
- Quarterback Hurries 2 (twice); last vs. Western Carolina, 2014
- Forced Fumbles 1 vs. Chattanooga, 2013
- Block Point After Touchdown 1 at Arkansas, 2014



Jonathan Allen

PROFILES



RYAN ANDERSON
LB
Jr. • 6-2 • 249 • 2L
Daphne, Ala./
Daphne

22

OUTLOOK: An outside linebacker who is in his fourth season in the program ... developed into a pass-rush threat for the Crimson Tide in 2014 and is looking to become an every-down player in 2015 ... has 30 career tackles with 9.5 tackles for loss and 4.5 sacks.

SOPHOMORE (2014): Played in all 14 games and recorded 25 tackles, including three sacks (-28 yards), 8.0 tackles for loss (-37 yards), a fumble recovery and nine quarterback hurries ... earned Defensive Player of the Week honors from the coaching staff following the Arkansas and Texas A&M victories. **FAU:** Came off the bench to record two tackles, including his second career sack. **Southern Miss:** Recorded a sack for an eight-yard loss in the win over the Goldenw Eagles. **Florida:** Made two tackles, including one solo stop as the Tide limited the Gators to only 200 total yards. **Ole Miss:** Came off the bench to tally a single quarterback hurry. **Arkansas:** Earned Defensive Player of the Week honors from the coaching staff after making three tackles with 1.5 tackles for loss (-6 yards) and one sack (-5 yards) ... recovered a fumble and returned it three yards. **Texas A&M:** Made six tackles and earned Defensive Player of the Week honors from the Alabama coaches after posting the highest production point totals against the Aggies ... helped limit the SEC's top-ranked offense to 172 yards, including just 31 yards rushing. **Tennessee:** Notched four total tackles in Knoxville with one solo stop ... added one tackle for loss (-3 yards). **LSU:** Made two assisted tackles in the Crimson Tide's overtime victory in Baton Rouge. **Mississippi State:** Recorded two assisted tackles with half of a tackle for loss (-1 yard) ... harassed the Bulldogs' quarterback with two hurries. **Western Carolina:** Had one quarterback hurry against the Catamounts. **Auburn:** Finished with one tackle for loss (-2 yards). **Missouri:** Had a career-best three quarterback hurries and assisted on one tackle. **Ohio State:** Registered one tackle for loss (-1 yard).

REDSHIRT FRESHMAN (2013): A reserve outside linebacker who played in all 13 games with 1.5 sacks (-4 yards), five tackles and one quarterback hurry ... also started on the kickoff return team. **Virginia Tech:** Recorded one solo and one assisted tackle, which produced a two-yard sack. **Arkansas:** Assisted on two tackles and had one quarterback hurry. **Chattanooga:** Registered the first solo sack of his career, dropping the Mocs' quarterback for a loss of two yards.

FRESHMAN (2012): Redshirted during his first season at The University of Alabama.


HIGH SCHOOL AND PERSONAL DATA: Came to the Capstone as one of the fastest risers in the class of 2012 ... a five-star prospect by 247Sports.com, which ranked him as the nation's No. 19 overall prospect and the No. 1 outside linebacker ... 247Sports.com also ranked him as the No. 2 player in Alabama ... ranked 93rd in the ESPN 150 and the site's No. 7 outside linebacker ... earned four stars from ESPN, Scout.com and Rivals.com ... listed at No. 98 in the Rivals100 as well as the No. 6 outside linebacker ... Scout.com ranked him as the No. 22 defensive end prospect ... No. 5 in the Mobile Press-Register's Elite 18 and No. 33 in the Super Southeast 120 ... a SuperPrep All-American and the publication's No. 25 linebacker ... also listed as the No. 8 player in Alabama by SuperPrep ... PrepStar All-Southeast Region ... a member of the Alabama Sports Writers Association's Super 12 ... an ASWA 6A All-State selection ... No. 3 on the Birmingham News Super Seniors list ... turned in a strong showing at the Alabama/Mississippi All-Star Game ... coached by Glenn Vickery at Daphne ... had 105 tackles and 12 sacks as a senior in 2011 ... posted 75 stops and 14.5 sacks as a junior, helping Daphne win the state championship ... second cousin of former Alabama standout and current Cincinnati Bengal, Wallace Gilberry ... teammate of Alabama's T.J. Yeldon at Daphne High School ... chose Alabama over Auburn, Florida State, Tennessee and Illinois.

ANDERSON'S CAREER STATISTICS

| Year | Tackles | | | | | | Fumbles | | | | |
|-------|---------|----|----|----|--------|-----|---------|----|-----|-----|-----|
| | G-S | TT | UT | AT | TFL | QBH | Sacks | FF | FR | PBU | INT |
| 2013 | 13-0 | 5 | 2 | 3 | 1.5-4 | 1 | 1.5-4 | 0 | 0-0 | 0 | 0-0 |
| 2014 | 14-0 | 25 | 11 | 14 | 8-37 | 9 | 3-28 | 0 | 1-3 | 0 | 0-0 |
| Total | 27-0 | 30 | 13 | 17 | 9.5-41 | 10 | 4.5-32 | 0 | 1-3 | 0 | 0-0 |

ANDERSON'S CAREER BESTS

Tackles 6 vs. Texas A&M, 2014
 Tackles for Loss 1.5 at Arkansas, 2014
 Yards Lost 15 vs. FAU, 2014
 Quarterback Hurries3 vs. Missouri, 2014
 Sacks 1 (four times); last at Arkansas, 2014
 Kick Returns 1 at Auburn, 2013
 Return Yards 11 at Auburn, 2013
 Fumble Recoveries 1 at Arkansas, 2014



ANTHONY AVERETT
DB
So. • 6-0 • 180 • 1L
Woodbury, N.J./
Woodbury

28

OUTLOOK: A speedy defensive back who will be looking to contend for a role in the defensive backfield and could contribute on special teams as a sophomore.

REDSHIRT FRESHMAN (2014): Played in one game against Western Carolina.

FRESHMAN (2013): Redshirted during his first season at The University of Alabama.

HIGH SCHOOL AND PERSONAL DATA: Joined the Crimson Tide out of Woodbury High School

in New Jersey ... a talented athlete who also boasted a distinguished career in track and field ... ranked 115th by 247Sports.com and the site's No.14 safety and No. 5 player in New Jersey ... ranked 273rd in the 247Composite ... No. 22 athlete by ESPN and No. 211 in the ESPN 300 ... Scout.com ranked him as the No. 23 cornerback nationally while Rivals.com listed him as the No. 23 corner ... a PrepStar All-East Region choice ... ranked 193rd nationally by PrepStar ... No. 10 athlete in Tom Lemming's MaxPreps ... second team small school All-American as a defensive back by MaxPreps ... played in the Semper Fidelis All-American Game ... clocked at 10.6 in the 100-meters, 6.46 in the 55 meters and high jumped 6-feet, 4-inches ... possibly the top prep long jumper in the nation with a jump of 25-feet, two-inches, which was the longest jump in the nation for 2013 and the second-longest in state history ... finished second in the 2012 Penn Relays long jump ... posted 106 tackles, 12 pass breakups and five interceptions as a senior in 2012, earning him first team All-State honors ... had 52 stops and three picks as a junior in 2011 and 40 tackles and three interceptions in 2010 ... also ran for 1,278 yards (15 touchdowns) and passed for 836 (14 scores) as a senior ... coached by Zac Valentine ... nephew of former Miami (Fla.) All-American and Baltimore Ravens offensive tackle Bryant McKinnie ... chose Alabama over Penn State, Iowa, South Carolina, West Virginia and Tennessee.



DAKOTA BALL
TE
Jr. • 6-3 • 254 • 1L
Lindale, Ga./
Pepperell

94

OUTLOOK: Enters his junior season working to develop an expanded role at tight end, a position he moved to early in the 2014 season ... has played in 13 career games, 12 at tight end and one along the defensive line.

SOPHOMORE (2014): Saw action in 12 games ... got his first playing time at tight end in the season opener against West Virginia ... did not have a catch in 2014.

REDSHIRT FRESHMAN (2013): Played in one game for the Crimson Tide in 2013 ... saw reserve action along the defensive line against Chattanooga.


FRESHMAN (2012): Redshirted during his first season at the Capstone.

HIGH SCHOOL AND PERSONAL DATA: Was an outstanding defensive line prospect for the 2012 class ... turned in a solid effort as a starting defensive tackle in the Under Armour All-America Game ... a four-star prospect by MaxPrep's Tom Lemming ... three-star defensive lineman by Rivals.com, Scout.com, 247Sports.com and ESPN ... Scout.com ranked him as the nation's No. 27 defensive tackle prospect ... Rivals.com rated him No. 29 among defensive

PROFILES

PLAYER PROFILES

tackles and the No. 28 player in the state of Georgia ... *ESPNU* considered him the No. 27 defensive tackle, 152nd among players in the Southeast and No. 35 in Georgia ... *247Sports.com* ranked Ball as the No. 36 defensive tackle and the No. 35 player in Georgia ... *PrepStar* All-Southeast Region ... Georgia Sports Writers Association AA All-State selection as a senior, when he made 73 tackles with 17 tackles for loss, seven sacks, 38 quarterback hurries, three forced fumbles and two fumble recoveries, including one he returned for a touchdown ... coached by Jeff Shifflett at Pepperell High School ... chose Alabama over Georgia, Tennessee, Georgia Tech, Clemson and South Carolina.



PARKER BARRINEAU

WR

Sr. • 6-0 • 184 • 2L

87

Northport, Ala./American Christian Academy

OUTLOOK: Worked his way onto the field in 2013 as a backup wide receiver and special teams player ... saw his role expand in 2014 and enters his senior season in 2015 looking for an expanded role both on special teams and at receiver ... played in 17 career games and has two receptions for 16 yards.

JUNIOR (2014): Registered his first game action of 2014 against Southern Miss ... backed up Christian Jones and Chris Black at H wide receiver ... saw action on special teams at Ole Miss, at Arkansas, against Texas A&M, at LSU, home versus Mississippi State, Western Carolina, Auburn, against Missouri in the SEC Championship and Ohio State in the Sugar Bowl ... also got playing time at wide receiver against WCU ... made one tackle on special teams in the Iron Bowl.

SOPHOMORE (2013): Earned time at wide receiver in a reserve role ... played in seven games, including Virginia Tech, Colorado State, Georgia State, Kentucky, Arkansas, Tennessee and Chattanooga ... recorded two catches for 16 yards. **Georgia State:** Caught his first career pass for six yards. **Kentucky:** Saw the field late in the fourth quarter, catching a 10-yard pass from Blake Sims in the 48-7 victory.

FRESHMAN (2012): A member of the scout team as a freshman in 2012.

HIGH SCHOOL AND PERSONAL DATA: A recruited walk-on out of American Christian Academy where he was coached by John Causey ... played in the Alabama-Mississippi All-Star Game in 2012 ... hauled in 1,027 receiving yards and 12 touchdowns as a senior in 2011 ... caught 60 passes for 1,122 yards and 16 touchdowns as a junior in 2010 ... named first team All-State and won the ACA's offensive impact player award in 2010 and 2011 ... had 35 grabs for 654 yards as a freshman in 2008.

| BARRINEAU'S CAREER STATISTICS | | | | | | |
|-------------------------------|------|------|-------|------|----|----|
| Year | G-S | Rec. | Yards | Avg. | TD | LP |
| 2013 | 7-0 | 2 | 16 | 8.0 | 0 | 10 |
| 2014 | 10-0 | 0 | 0 | 0.0 | 0 | 0 |
| Total | 17-0 | 2 | 16 | 8.0 | 0 | 10 |

| BARRINEAU'S CAREER BESTS | |
|--------------------------|-----------------------------------|
| Receptions | 1 (twice); last at Kentucky, 2013 |
| Yards | 10 at Kentucky, 2013 |
| Long Play | 10 at Kentucky, 2013 |
| Tackles | 1 vs. Auburn, 2014 |



COOPER BATEMAN

QB

Sr. • 6-3 • 220 • 1L

18

Murray, Utah/
Cottonwood

OUTLOOK: Entering his third season for the Crimson Tide after redshirting in 2013 ... the Crimson Tide's starting holder in 2014 on field goals and extra points ... among several quarterbacks vying for the opening created by the departure of starting quarterback Blake Sims.

REDSHIRT FRESHMAN (2014): Served as Alabama's starting holder and saw action in all 14 games ... perfect on 87 holds in 2014, including 22 field goals and 65 extra points.

FRESHMAN (2013): Redshirted during his first season at The University of Alabama.

HIGH SCHOOL AND PERSONAL DATA: One of the nation's top quarterbacks in the class of 2013 ... a consensus four-star prospect who was ranked as the No. 3 pocket passer by *ESPN* and the No. 5 pro-style quarterback by *247Sports.com* and *Scout.com* ... was 44th in the *ESPN 150* ... rated 87th in the *Top247* and 79th in the *247Composite* rankings ... *ESPN Elite* 11 quarterback ... No. 11 pro-style quarterback by *Rivals.com* and No. 189 in the *Rivals250* ... the consensus No. 1 player in the state of Utah ... led the Black Team to a win in the 2013 Under Armour All-America Game ... No. 4 pro-style quarterback by *MaxPreps* ... ranked 59th overall nationally by *PrepStar* ... *Sporting News* No. 14 quarterback nationally ... arrived at Alabama as an early enrollee in January of 2013 ... coached by Greg Croshaw at Cottonwood High School in 2012 ... threw for 2,384 yards and 15 touchdowns as a senior while running 82 times for 277 yards and 12 touchdowns ... threw for 2,484 yards as a junior with 26 touchdowns ... connected for 27 touchdowns and only five interceptions as a sophomore while completing 68 percent of his passes for 2,786 yards ... in his final three seasons at Cottonwood, passed for 7,654 yards and 68 touchdowns ... chose Alabama over LSU, Florida, Arizona, Arkansas, Auburn and Washington.



CHRIS BLACK

WR

Jr. • 6-0 • 192 • 2L

1

Jacksonville, Fla./
First Coast

OUTLOOK: Proved to be an explosive option for Alabama as a reserve wide receiver in 2013 and 2014 ... could push for an expanded role in the 2015 offense as the Tide must replace all three starting wide receivers ... has 23 career receptions for 267 yards and two touchdowns, while adding a 31 yard rushing touchdown ... has three touchdowns in nine career touches ... redshirted as a freshman in 2012 after a preseason shoulder injury.

SOPHOMORE (2014): A regular in Alabama's deep and talented rotation at wide receiver ... played in 11 games, making three starts and had 15 receptions for 188 yards on the season ... 10 of his 15 receptions resulted in a first down ... had four explosive plays of 16 or more yards. **West Virginia:** Came off the bench to catch one pass for eight yards in the Crimson Tide's 33-23 win. **FAU:** Recorded three catches for 45 yards with a long of 19. **Southern Miss:** Caught one pass for five yards. **Ole Miss:** Both receptions converted first downs for Alabama, covering nine and 10 yards, respectively. **Tennessee:** Started but did not have a reception. **Western Carolina:** Caught a career-high six passes for a career-best 101 yards ... averaged 16.8 yards per catch ... four of those catches resulted in first downs and three were explosive plays of 16 yards or more. **Ohio State:** Hauled in two catches for 10 yards against the Buckeyes in the Sugar Bowl.

REDSHIRT FRESHMAN (2013): Backed up Christian Jones at the slot receiver ... played in eight games: Virginia Tech, Colorado State, Ole Miss, Georgia State, Kentucky, Arkansas, Tennessee and Chattanooga ... finished the year with eight receptions for 79 yards and two touchdowns while rushing one time for 31 yards and a score. **Colorado State:** Caught his first career pass (from Blake Sims) and used his speed to turn the corner and score from 14 yards out. **Georgia State:** Came off the bench to produce the best outing of his young career, with six catches for 54 yards and a touchdown ... long play was a 16-yard grab ... caught a 10-yard scoring strike from Sims. **Chattanooga:** Took an end-around 31 yards for a touchdown ... caught one pass for 11 yards ... finished with 42 all-purpose yards.

FRESHMAN (2012): Went through spring drills with Alabama in 2012 ... redshirted during his first season at the Capstone, after a shoulder injury in August ended his season.

HIGH SCHOOL AND PERSONAL DATA: Ranked as one of the top wide receiver prospects in the nation ... an explosive athlete with 4.5 speed in the 40-yard dash and a 36-inch vertical ... a consensus four-star prospect ... *ESPNU* listed him at No. 22 in the *ESPNU 150* and the No. 2 wide receiver prospect ... No.

10 in the *ESPNU* Top 100 Southeast Recruits and the No. 5 player in the state of Florida ... played in the Under Armour All-America Game ... *247Sports.com* ranked him 42nd nationally, the No. 4 wide receiver and the No. 8 player in Florida ... listed at No. 58 in the *Rivals100*, the website's No. 8 wide receiver prospect and the No. 11 player in Florida ... *Scout.com* rated him as the nation's No. 19 wideout ... No. 23 in the *Mobile Press-Register's* Super Southeast 120 ... a *SuperPrep* All-American and the publication's No. 13 wide receiver ... *PrepStar* All-American and All-Southeast Region selection ... a first team Florida High School Sports Association 7A All-State selection ... No. 77 in Tom Lemming's *MaxPreps* Top 100 nationally and the No. 7 wide receiver ... ranked 11th in the *Orlando Sentinel's* Florida Top 100 ... also listed as the No. 10 player in Florida by *SuperPrep* ... caught 55 passes for 881 yards and 12 touchdowns in 2011 while rushing for 222 yards on 22 carries for 10.1 yards per carry ... hauled in 49 receptions for 990 yards and 12 scores as a junior in 2010 ... coached by Marty Lee at First Coast ... chose Alabama over Florida State, Florida, Georgia, Auburn, Notre Dame, Miami, Clemson and Tennessee.



BRADLEY BOZEMAN
OL
So. • 6-5 • 320 • 1L
Roanoke, Ala./
Handley

OUTLOOK: Bradley Bozeman enters his third season with the Crimson Tide after starting two games at center in 2014 ... has seen action in nine career contests ... will look to establish a role along the Alabama offensive front in 2015 that must replace three starters.

REDSHIRT FRESHMAN (2014): A redshirt freshman who played in nine games with two starts (Arkansas and Texas A&M) ... made his first career start in crimson and white at Arkansas ... replaced injured starting center Ryan Kelly at Ole Miss. **Arkansas:** Graded out at 86 percent and led the team with three knockdown blocks. **Texas A&M:** Made his second straight start ... helped the line block for 298 yards rushing ... did not allow a sack and graded out at 90 percent. **Western Carolina:** Had one knockdown block while playing 28 snaps.

FRESHMAN (2013): Redshirted during his first year at the Capstone.

HIGH SCHOOL AND PERSONAL DATA: A four-star offensive lineman out of Handley High School ... rated as the No. 14 player in the state of Alabama in the 2013 recruiting class by *Rivals.com* and the No. 26 offensive tackle ... *ESPN.com* ranked him as the No. 18 offensive tackle and 14th in Alabama while listing him 154th in the Southeast Region ... rated a three-star prospect by *247Sports* and *Scout.com* ... *247Sports* ranked him as the No. 26 offensive guard and No. 16 in Alabama in their composite rankings and the No. 45 guard and No. 25 player in its Top247 ... *Scout.com* rated him the No. 28 offensive guard ... No. 7 on the final *AL.com* A-List ... coached by Mike Battles Sr. at Handley High School ... earned first team 3A All-State honors from the Alabama Sports Writers Association as a junior in 2011 ... injured a knee as a senior in 2012 ... chose Alabama over Auburn, Clemson and Tennessee.



TONY BROWN
DB
So. • 6-0 • 195 • 1L
Beaumont, Texas/
Ozen

OUTLOOK: Begins his sophomore season looking to earn a starting job at cornerback after starting two games during his freshman season.

BLACK'S CAREER STATISTICS

| Year | Rushing | | | | | Receiving | | | | | |
|-------|---------|-----|-----|------|----|-----------|-----|-----|------|----|----|
| | G-S | Att | Yds | Avg. | TD | LP | Rec | Yds | Avg. | TD | LP |
| 2013 | 8-0 | 1 | 31 | 31.0 | 1 | 31 | 8 | 79 | 9.9 | 2 | 16 |
| 2014 | 11-3 | 0 | 0 | 0.0 | 0 | 0 | 15 | 188 | 12.5 | 0 | 26 |
| Total | 19-3 | 1 | 31 | 31.0 | 1 | 31 | 23 | 267 | 11.6 | 2 | 26 |

BLACK'S CAREER BESTS

- Receptions. 6 (twice); last vs. Western Carolina, 2014
- Receiving Yards. 101 vs. Western Carolina, 2014
- Long Play. 26 vs. Western Carolina, 2014
- Rushes. 1 vs. Chattanooga, 2013
- Rushing Yards. 31 vs. Chattanooga, 2013
- Long Play. 31 vs. Chattanooga, 2013
- Touchdowns. 1 (three times); last vs. Chattanooga, 2013



Chris Black

FRESHMAN (2014): Appeared in 13 games and made two starts (Florida and Ole Miss) ... finished with 10 tackles, including one for loss and seven solo stops ... had one pass breakup and one quarterback hurry. **FAU:** Recorded the first tackle of his career. **Florida:** Finished with three total tackles, including one for a loss of six yards. **Texas A&M:** Came off the bench and registered one quarterback hurry. **Tennessee:** Made one solo tackle on special teams for the Tide. **Ohio State:** Registered one solo tackle on special teams.

HIGH SCHOOL AND PERSONAL DATA: A January 2014 enrollee at the University of Alabama ... a consensus five-star prospect who competes in both football and track for the Crimson Tide ... *Parade Magazine* All-American ... 2014 Under Armour All-America game selection ... 2013 second team All-USA by *USA Today* ... ranked No. 4 in the *Scout300* and listed as the No. 2 cornerback ... the No. 8 player in the *ESPN300* and the No. 9 player according to the *247Sports* Top247 while ranking 16th nationally and the No. 2 corner in the *247 Composite* ... rated 25th in the *Rivals100* ... listed as the No. 2 cornerback nationally by *ESPN*, *247Sports* and *Scout.com* ... tabbed as the No. 4 corner nationally by *Rivals.com* ... *Scout.com* and *Rivals.com* listed him as the top-rated player in the state of Texas while *ESPN* and *247Sports* ranked him No. 2 in Texas ... five-star member of the *PrepStar* Top 150 Dream Team, ranked as the No. 5 player in the class of 2014 and the No. 2 cornerback ... honorable mention All-State as a junior at Ozen High School in 2012 ... 2013 preseason Mr. Football for the state of Texas by *MaxPreps* ... credited with 96 tackles and three interceptions as a sophomore in 2011 while adding a fumble recovery and 16 pass breakups ... had 95 stops, one pick and 15 PBUs as a freshman in 2010 ... the 2013 Texas Class 4A state champion in the 110-meter hurdles (13.40) ... has run a wind-aided personal best of 10.37 at 100 meters and has been clocked at 10.53 wind-legal in the 100 ... placed second in the 100 (10.53) at the 2013 Texas Class 4A state meet ... has a personal best of 7.76 in the indoor 60-meter hurdles, the fastest time in the nation in 2013 ... ran a PR of 13.38 in the 110 hurdles at the 2013 Texas Relays, the top time in the U.S. in 2013 ... won the 110 hurdles at the 2013 USATF National Junior Olympics (13.88) and the USATF Junior Nationals (13.69) ... his sister Bealoved is a member of the LSU track team ... another sister, Sojourner, is a track student-athlete at Rice University ... son of Tony Brown and Tammy Walker-Brown ... both of his parents were student-athletes at Texas Tech ... coached by Keeath Magee at Ozen ... chose Alabama over LSU, Texas, Southern California, Texas A&M and Ohio State.

BROWN'S CAREER STATISTICS

| Year | G-S | Tackles | | | | | Fumbles | | | | |
|------|------|---------|----|----|-----|-----|---------|----|----|-----|-----|
| | | TT | UT | AT | TFL | QBH | Sacks | FF | FR | PBU | INT |
| 2014 | 13-2 | 10 | 7 | 3 | 1-6 | 1 | 0 | 0 | 0 | 1 | 0 |

BROWN'S CAREER BESTS

- Tackles. 4 at Ole Miss, 2014
- Tackles for Loss. 1 vs. Florida, 2014
- Pass Breakups. 1 at Ole Miss, 2014

PROFILES

PLAYER PROFILES



JOSH CASHER
OL
Fr. • 6-1 • 294 • RS
Mobile, Ala./
St. Paul's

67

OUTLOOK: Redshirted last season and enters the 2015 campaign looking to develop a role along the interior of the Crimson Tide's offensive line that must replace both starting guards.

FRESHMAN (2014): Redshirted during his first season at the Capstone.

HIGH SCHOOL AND PERSONAL DATA: One of the premier offensive line recruits in the nation ... a four-star prospect who was rated as the nation's best center by *Rivals.com* and *ESPN* ... the No. 2 center by *247Sports* and No. 4 by *Scout.com* ... selected to play in the 2014 Under Armour All-American Game ... ranked as the No. 9 player in the state of Alabama by *Rivals.com* and *ESPN* ... the No. 10 player in the state by *247Sports* and *Scout.com* ... No. 168 in the *ESPN300* and ranked 210th in the *Rivals250* ... four-star member of the *PrepStar* Top 150 Dream Team ... ranked as the No. 15 offensive lineman in the class of 2014 and the No. 120 overall recruit ... No. 8 on the *AL.com* 2014 A-List ... earned a blocking grade of 90 percent or better in 11 of his team's 13 games in 2013 ... selected to the 2013 *AL.com* Super All-State Football Team along the offensive line ... also a first team 5A Alabama Sports Writers Association All-State pick ... member of the Alabama roster in the 2013 Alabama-Mississippi All-State Game ... also ranked 89th in the Southeast Region by *ESPN* ... coached by Steve Mask at St. Paul's Episcopal School ... chose Alabama over Auburn, Florida State, Florida and Kentucky.



RONNIE CLARK
DB/RB
Fr. • 6-2 • 228 • RS
Calera, Ala./
Calera

5

OUTLOOK: Spent time at both safety and running back in 2014 before his season was cut short due to a torn achilles.

FRESHMAN (2014): Redshirted during his first season at the Capstone.

HIGH SCHOOL AND PERSONAL DATA: consensus four-star athlete out of Calera High School ... selected to play in the 2014 Under Armour All-America Game ... ranked the nation's No. 3 athlete by *Rivals.com*, the No. 4 player in Alabama and 48th in the final *Rivals100* ... No. 70 nationally in the *247Sports* Composite and

the fifth-ranked outside linebacker while coming in as the state of Alabama's No. 5 prospect ... *ESPN* rated him the No. 7 athlete and No. 6 player in the state while ranking him 71st in the *ESPN300* ... *Scout.com* listed him as the nation's No. 9 outside linebacker and 109th nationally ... ranked 116th in the *Top247*, by *247Sports* ... four-star member of the *PrepStar* Top 150 Dream Team, ranking as the No. 51 player in the class of 2014 and the No. 11 defensive back ... No. 5 on the *AL.com* 2014 A-List ... selected to the 2013 *AL.com* Super All-State Football Team in the all-purpose category ... also a first team 4A Alabama Sports Writers Association All-State pick ... played quarterback and safety at Calera High School as a senior in 2013, accounting for more than 2,500 yards and 35 touchdowns ... made 76 tackles with 12 tackles for loss, two interceptions and four forced fumbles in 2012 ... had 75 tackles and four pass breakups as a sophomore in 2011, when he also rushed the ball 43 times for 651 yards and five touchdowns while catching 48 passes for 488 yards and four scores ... member of the Alabama roster in the 2013 Alabama-Mississippi All-State Game ... coached by Wiley McKeller at Calera ... chose Alabama over Auburn, Clemson and Kentucky.



JAKE COKER
QB
Sr. • 6-5 • 232 • 1L
Mobile, Ala./
St. Paul's

14

OUTLOOK: A season removed from transferring from Florida State, Jake Coker looks to secure the Crimson Tide's starting job at quarterback in 2015 ... arrived at the Capstone in the summer of 2014, after graduating at Florida State ... a strong-armed, mobile quarterback who played in seven games for Alabama in 2014 and 11 during the 2012 and 2013 seasons for the Seminoles ... has thrown for 698 yards with five touchdowns and one interception during his career at Florida State and Alabama.

JUNIOR (2014): Saw action in six games in 2014 ... transferred from Florida State in May of 2014 after backing up for the Seminoles in 2012 and 2013 ... with the Tide, completed 64.4 percent of his passes (38-of-59) for 403 yards and four touchdowns ... had a passer efficiency rating of 144.16 ... did not throw an interception ... rushed seven times for 13 yards and took three sacks. **West Virginia:** Came off the bench in the game's final drive for two plays. **FAU:** Entered on the game's fourth offensive possession for Alabama ... completed 15-of-24 passes for 202 yards and a touchdown ... long throw was a 43-yard completion to ArDarius Stewart ... also rushed four times for 23 yards while taking one sack. **Southern Miss:** Came off the bench in the third quarter to throw for 48 yards on 5-of-7 passing with a long completion of 22 yards. **Florida:** Came off the bench when Blake Sims left with an injury late in third quarter to throw a four-yard touchdown pass to Amari Cooper ... finished 1-for-2 passing. **Texas A&M:** Entered

the game early in the third quarter ... was 5-of-8 passing for 36 yards and a touchdown ... found Ty Flournoy-Smith on a 14-yard touchdown strike in the fourth quarter. **Western Carolina:** Came off the bench to throw for 115 yards and one touchdown ... completed 66.7 percent of his passes (12-of-18) with one touchdown.

PREVIOUS SCHOOLS AND PERSONAL DATA: A transfer from FSU who was the backup quarterback in 2013 to Heisman Trophy winner Jameis Winston ... played in seven games in 2013, completing 18-of-36 passes for 250 yards ... saw action in four games during the 2012 season, completing 3-of-5 passes for 45 yards over three games (vs. Murray State, Savannah State and Wake Forest) ... threw his first career touchdown pass, a 19-yard strike to Kelvin Benjamin in the win over Savannah State ... redshirted at Florida State in 2011 ... was a three-star prospect coming out of St. Paul's Episcopal School in Mobile, Ala. ... ranked the No. 18 pro-style quarterback by *Rivals.com* and No. 44 signal-caller by *Scout.com* ... rated a three-star prospect by *247Sports* ... switched from running a wing-T offense in his junior season to a pro-style offense as a senior and completed 94-of-153 passes for 1,508 yards and 16 touchdowns while also carrying 61 times for 355 yards and five scores ... led St. Paul's to the semifinals of the Alabama state playoffs and a 10-2 record in his final season (2010) ... No. 17 on the *SuperPrep* Alabama 43 ... selected to play in the Alabama-Mississippi All-Star game as a senior ... rated the No. 70 pro-style quarterback by *ESPN* ... also an exceptional basketball player who led St. Paul's to 17 wins as a junior while averaging 17.4 points per game ... named the Mobile County Class 5A basketball player of the year as a junior and was invited to the state of Alabama's North-South All Star basketball game ... averaged 21.9 points and nine rebounds per game as a senior for a team that made it to the Class 5A Area1 finals ... coached by Dan Drum and Jimmy Perry at St. Paul's.

COKER'S CAREER STATISTICS

| Year | Passing | | | | | Rushing | | | | | |
|-------|---------|-------------|------|-----|----|---------|-----|-----|------|----|----|
| | G-S | Com-Att-Int | Pct. | Yds | TD | LP | No. | Yds | Avg. | TD | LP |
| 2012* | 4-0 | 3-5-0 | 60.0 | 45 | 1 | 19 | 0 | 0 | 0.0 | 0 | 0 |
| 2013* | 8-0 | 18-36-1 | 50.0 | 250 | 0 | 42 | 10 | 15 | 1.5 | 1 | 24 |
| 2014 | 6-0 | 38-59-0 | 64.4 | 403 | 4 | 43 | 7 | 13 | 1.9 | 0 | 15 |
| Total | 18-0 | 59-100-1 | 59.0 | 698 | 5 | 43 | 17 | 28 | 1.6 | 1 | 24 |

*at FSU

COKER'S ALABAMA CAREER BESTS

| | |
|---------------|-------------------|
| Completions | 15 vs. FAU, 2014 |
| Attempts | 24 vs. FAU, 2014 |
| Passing Yards | 202 vs. FAU, 2014 |
| Long Pass | 43 vs. FAU, 2014 |
| Rushes | 4 vs. FAU, 2014 |
| Rushing Yards | 23 vs. FAU, 2014 |
| Long Run | 15 vs. FAU, 2014 |



JONATHAN COOK
DB
So. • 6-0 • 197 • 1L
Daphne, Ala./
Spanish Fort

15

OUTLOOK: A talented defensive back who could challenge for a role in the Crimson Tide's 2015 secondary and be a contributor on special teams.

SOPHOMORE (2014): Played in three games as a reserve defensive back ... did not have a tackle on the season ... saw action against Southern Miss, Texas A&M and Western Carolina.

FRESHMAN (2013): Redshirted during his first season at The University of Alabama.

HIGH SCHOOL AND PERSONAL DATA: Was a fast-rising four-star prospect at cornerback according to 247Sports ... the nation's No. 13 cornerback per 247Sports and ranked 145th in the Top 247 ... a PrepStar All-Southeast Region selection ... rated as the No. 33 cornerback nationally by Scout.com ... ranked the nation's No. 37 cornerback by Rivals.com ... No. 73 defensive back according to ESPN ... made 81 tackles as a senior in 2012, with seven interceptions and 21 pass breakups ... made 65 tackles with six interceptions as a junior ... 2012 first team All-State selection by the Alabama Sports Writers Association ... also named to the 2012 ASWA Super 12 team and was selected as the 5A Back of the Year ... played in the Alabama-Mississippi All-Star Game ... played for Mark Freeman at Spanish Fort High School ... chose Alabama over Nebraska, Louisville, Mississippi State and Ole Miss.



DAVID CORNWELL
QB
Fr. • 6-5 • 221 • RS
Norman, Okla./
Norman North

12

OUTLOOK: Will contend for the starting quarterback job in 2015 after a redshirt season.

FRESHMAN (2014): Redshirted during his first season at the Capstone.

HIGH SCHOOL AND PERSONAL DATA: Was an Elite 11 quarterback and one of the top pro-style quarterbacks in the nation ... an early enrollee who arrived on campus at Alabama in January of 2014 to participate in spring practice ... selected to play in the 2014 Under Armour All-American Game ... a consensus four-star prospect and the top player in the state of Oklahoma according to the 247Sports

Composite and ESPN ... missed the second half of his senior season at Norman North High School due to a knee injury ... 247Sports ranked him as the No. 3 pro-style quarterback in the nation slotted him 65th in the Top247 ... No. 79 nationally and the No. 4 pro-style quarterback in the 247Sports Composite ... No. 57 in the ESPN300 and the No. 4 pocket passer ... No. 3 pro-style quarterback by Rivals.com and No. 104 in the Rivals250, while ranking second in the state ... rated as the No. 7 quarterback by Scout.com ... five-star member of the PrepStar Top 150 Dream Team, ranking as the No. 38 player in the class of 2014 and the No. 4 quarterback ... second team All-American by 247Sports ... invited to "The Opening" elite player showcase, held at Nike headquarters in Beaverton, Ore. ... threw for 2,742 yards and 27 touchdowns as a junior while rushing for 755 yards and six scores ... coached by Wade Standley at Norman North ... chose Alabama over Arkansas, Oklahoma State, Auburn and Miami.



DENZEL DEVAL
LB
Sr. • 6-2 • 252 • 3L
Bastrop, La./
Bastrop

30


OUTLOOK: Earned Freshman All-America honors in 2012 from *Sporting News* and followed that up by earning the starting job at jack linebacker in 2013 ... battled through an injury-plagued 2014 campaign but returns in 2015 as one of the Tide's most seasoned outside linebackers ... played in 35 career games as a reserve linebacker and pass-rush specialist with 59 career tackles, nine tackles for loss and five sacks.

JUNIOR (2014): Started seven games at outside linebacker and played in eight, missing six games due to injury ... returned to the field in his home state of Louisiana against LSU ... finished with 11 tackles on the season with one tackle for loss (-2 yards), two quarterback hurries and two solo stops. **West Virginia:** Notched three assisted tackles as the Crimson Tide limited the Mountaineers to just 28 yards rushing. **FAU:** Had one assisted tackle in the shutout win. **Florida:** Made two solo tackles and one tackle for loss (-2 yards) as the Tide limited the Gators to only 200 total yards. **Ole Miss:** Started and made one tackle before suffering a high-ankle sprain. **LSU:** Made his return to the field after missing three games ... started and made two assisted tackles and added a quarterback hurry. **Mississippi State:** Had one quarterback hurry against the No. 1 Bulldogs. **Ohio State:** Came off the bench to record two tackles, including one solo stop.

SOPHOMORE (2013): Started three games and saw significant action in all 13 contests at jack linebacker ... recorded 30 tackles with 14 solo stops, five tackles for loss (22 yards), three sacks (20 yards), three quarterback hurries, a pass breakup and two forced fumbles. **Virginia Tech:** Registered two solo tackles in win over the

Hokies. **Texas A&M:** Forced a fumble and made a career-high five tackles (three solo) in victory at Kyle Field. **Colorado State:** Assisted on one tackle in the home opener against the Rams. **Ole Miss:** Recorded two sacks for a loss of 16 yards as the Tide limited the Rebels to 205 total yards and shut them out 25-0 ... the two sacks equaled his career high. **Georgia State:** Had one solo tackle as the Crimson Tide held the Panthers to 15 rushing yards. **Kentucky:** Added a solo tackle in the 48-7 win that saw Alabama allow only 170 yards of total offense. **Arkansas:** Registered a sack for a loss of four yards ... had three total tackles and a quarterback hurry as the Razorbacks managed only 91 yards passing. **Tennessee:** Had four tackles with a solo stop and a pass breakup. **LSU:** Started and had four tackles with one solo stop ... added a quarterback hurry. **Mississippi State:** Did not start in the nickel formation, but came off the bench to record a quarterback hurry and assisted on one tackle. **Chattanooga:** Made one assisted tackle as the Tide first-team players saw just over a half of action. **Auburn:** Added two assisted tackles with half of a tackle for loss (1 yard). **Oklahoma:** Made three tackles with two solo stops.

FRESHMAN (2012): Played in all 14 games as a true freshman, with an emerging role in third-down pass-rush situations ... recorded 18 tackles, with seven solo stops ... two sacks (-15 yards), three tackles for loss (-28) and three quarterback hurries. **Arkansas:** Came off the bench to record four tackles, including a sack for seven yards and a fumble recovery. **Florida Atlantic:** Totaled two tackles, including a solo stop in the win against the Owls. **Tennessee:** Assisted on two tackles in the win against the Volunteers. **Mississippi**



Denzel Devall

PLAYER PROFILES

State: Had his best game to date in the crimson and white ... made two solo tackles, both for loss, and two quarterback hurries ... rocked the Bulldogs quarterback for his second sack of the season (8 yards) and posted another tackle for loss (13 yards). **Texas A&M:** Assisted on one tackle against the Aggies. **Western Carolina:** Made three tackles with one solo stop, plus a quarterback hurry. **Auburn:** Assisted on two tackles in the Iron Bowl shutout win. **Notre Dame:** Came off the bench to record one assisted tackle in the 42-14 win over the Fighting Irish.

HIGH SCHOOL AND PERSONAL DATA:

Arrived at Alabama as one of the top players from Louisiana ... a physical linebacker with good size and skill, ranked as the nation's 111th-overall prospect by 247Sports.com and No. 122 in the Rivals250 ... a consensus four-star player ... Rivals.com ranked him as the No. 2 player in Louisiana and the country's No. 5 linebacker prospect ... 247Sports.com rated him as the No. 3 player in the state and the ninth-best inside linebacker target ... Scout.com saw him as the No. 8 middle linebacker nationally ... a SuperPrep All-American and the publication's No. 5 linebacker nationally ... SuperPrep's No. 3 player in Louisiana ... ESPN.com ranked him as the No. 98 player in the southeast and the No. 22 defensive end ... No. 48 in the Mobile Press-Register's Super Southeast 120 ... No. 131 on the PrepStar Dream Team ... PrepStar All-American and All-Southeast Region choice ... PrepStar's No. 11 defensive end ... 2011 Louisiana Sports Writers Association 4A All-State selection ... recorded 73 tackles as a senior at Bastrop High School, logging 53 solo stops, two sacks, three pass breakups, one fumble forced and one fumble recovery ... coached by Thomas Bachman ... chose Alabama over LSU, Texas A&M, Oklahoma, Arkansas and TCU.

DEVAL'S CAREER STATISTICS

| Year | Tackles | | | | | Fumbles | | | | | |
|-------|---------|----|----|----|--------|---------|-------|----|----|-----|-----|
| | G-S | TT | UT | AT | TFL | QBH | Sacks | FF | FR | PBU | Int |
| 2012 | 14-0 | 18 | 7 | 11 | 3-28 | 3 | 2-15 | 0 | 1 | 0 | 0-0 |
| 2013 | 13-3 | 30 | 14 | 16 | 5-0-22 | 3 | 3-20 | 2 | 0 | 1 | 0-0 |
| 2014 | 8-7 | 11 | 3 | 8 | 1-2 | 2 | 0-0 | 0 | 0 | 0 | 0-0 |
| Total | 35-10 | 59 | 24 | 35 | 9-52 | 8 | 5-35 | 2 | 1 | 1 | 0-0 |

DEVAL'S CAREER BESTS

Tackles 4 (three times); last vs. LSU, 2013
Tackles for Loss 2 (twice); last vs. Ole Miss, 2013
Yards Lost 21 vs. Mississippi State, 2012
Quarterback Hurries 2 (twice); last vs. Mississippi St., 2014
Sacks 2 vs. Ole Miss, 2013
Forced Fumble 1 at Texas A&M, 2013
Fumble Recovery 1 at Arkansas, 2012
Pass Breakups 1 vs. Tennessee, 2013



KENYAN DRAKE

RB

Sr. • 6-1 • 210 • 3L

Powder Springs, Ga./Hillgrove

OUTLOOK: An explosive option at running back who gives the Crimson Tide a variety of

options in both the running and passing games ... returns from a broken leg suffered in the fifth game of the 2014 season ... played in 29 career games with 1,087 rushing yards and 20 total touchdowns.

JUNIOR (2014): A regular in the Alabama rotation at running back before breaking his left leg at Ole Miss in the fifth game of the 2014 season ... elusive with explosive speed that excels in third-down situations and catching the ball out of the backfield ... had 22 carries on the season for 112 yards and a 5.1 yards per carry average ... had four rushing touchdowns and six total scores ... caught five passes for 159 yards, averaging 31.8 yards per catch with two receiving touchdowns before his injury ... had two explosive rushes of 12 yards or more and two explosive receptions of 16 yards or more ... converted 11 first downs, six rushing and five receiving ... named the Special Teams Player of the Week following the Southern Miss game. **West Virginia:** Rushed three times for seven yards in the season opener against the Mountaineers. **FAU:** Carried the ball six times for 31 yards and one score ... hauled in two catches for 53 yards with a 39-yard catch-and-run touchdown. **Southern Miss:** Recorded a career-high three rushing scores ... averaged 6.6 yards per rush, carrying the ball nine times for 59 yards ... caught one pass for nine yards. **Florida:** Caught a career-long 87-yard touchdown on the Tide's first play from scrimmage ... rushed four times for 15 yards with one first down ... finished with 102 all-purpose yards. **Ole Miss:** Broke his lower left leg on his only catch of the game, a 10-yard gain for a first down.

SOPHOMORE (2013): Developed into a play-making threat at running back ... played in 11 games with one start, while rushing for 694 yards on 92 carries (7.5 ypc) with eight touchdowns ... added 12 receptions for 135 yards (11.2 ypc) ... 14th in the SEC at 57.8 rushing yards per game ... converted 37 first downs on the ground and seven through the air ... had 15 explosive rushes of 12 yards or more, plus four explosive receptions of 15 yards or more ... averaged 71.8 rushing yards per game in SEC action ... blocked a punt and made four tackles on kickoff coverage. **Texas A&M:** Rushed for 50 yards off the bench against the No. 6 Aggies, on seven carries ... added one reception for two yards. **Colorado State:** Blocked a punt that was returned by Dillon Lee for a touchdown ... caught one pass for 22 yards and a first down while scoring his first rushing touchdown of the season on a three-yard burst up the middle ... earned Special Teams Player of the Week honors from the coaching staff. **Ole Miss:** Recorded career highs in rushing yards (99) and carries (12) ... exploded for a 50-yard touchdown run in the fourth quarter. **Georgia State:** Carried the ball five times for 40 yards, with a long of 22 ... also caught a pass for a 23-yard touchdown. **Kentucky:** Registered his first 100-yard rushing game with 106 yards on 14 carries (7.6 ypc) ... added a pair of one-yard touchdown runs ... made three receptions out of the backfield for 44 yards, with a long of 24 to finish with 150 all-purpose yards. **Arkansas:** Went for over 100 yards rushing for the second straight week, with 104 yards and two touchdowns on eight carries (13.0 yards per carry) ... scored from 46 yards on an electric run, diving over from one-yard

out ... also caught one pass for 11 yards ... had five explosive rushes of 12 yards or more and converted four first downs ... named an Alabama Offensive Player of the Week by the coaching staff. **Tennessee:** Rushed for a game-high 89 yards on 14 carries and caught one pass for 15 yards ... converted six first downs rushing and one receiving as Alabama put up 45 points on the Volunteers. **LSU:** Rushed 10 times for 65 yards ... averaged 6.5 yards per carry and added one reception for 10 yards ... four of his rushes converted first downs. **Mississippi State:** Rushed four times for 28 yards, with a long of 21 ... caught two passes for nine yards and made one solo tackle on special teams. **Chattanooga:** Started his first career game and rushed for 77 yards and one touchdown on 11 carries ... averaged 7.0 yards per carry ... converted five first downs and had three explosive runs of 12 yards or more, including a 13-yard touchdown scamper. **Auburn:** Rushed four times for 33 yards with a long burst of 11 yards ... also recorded one solo tackle on special teams. **FRESHMAN (2012):** Played in 12 games during his true freshman season, coming off the bench to rush 42 times for 281 yards and five touchdowns ... averaged 6.7 yards per carry and 23.4 yards per game. **Michigan:** Ran once for two yards in his collegiate debut. **Western Kentucky:** Took advantage of his only carry against the Hilltoppers, finding the end zone on a 32-yard run. **Arkansas:** Rushed six times for 57 yards, including a 12-yard touchdown. **Florida Atlantic:** Recorded a touchdown for the third straight game, while rushing five times for 35 yards ... scored on an eight-yard run to open the fourth quarter. **Missouri:** Carried



Kenyan Drake

the ball four times for 11 yards, including a four-yard touchdown. **Tennessee:** Ran the ball four times for 22 yards, with a long rush of 10 yards. **Mississippi State:** Rushed eight times for 47 yards, including a three-yard touchdown. **Auburn:** Ran for a season-high 67 yards on a season-best 10 carries, with a long rush of 38 yards. **Notre Dame:** Carried three times for eight yards in the Tide's 42-14 win in the BCS National Championship Game.

HIGH SCHOOL AND PERSONAL DATA:

Consensus four-star prospect and one of the top players in Georgia ... versatile athlete who earned *Atlanta Journal-Constitution* Super 11 honors ... the No. 88 player nationally in the *247Sports.com* Top 247 while ranking as the service's No. 4 all-purpose running back and the No. 7 player in the state of Georgia ... *Rivals.com* listed him as the country's No. 13 running back and 185th in the *Rivals250* ... also the No. 13 prospect in Georgia by *Rivals.com* ... *ESPN* ranked him as the No. 15 running back and the No. 105 player in the *ESPN* Southeast Top 150 ... *Scout.com* rated Drake as the No. 17 running back nationally ... No. 57 in the *Mobile Press-Register's* Super Southeast 120 ... *PrepStar* All-American and All-Southeast Region choice ... second team All-State selection by the Georgia Sports Writers Association in 2010 and 2011 ... named to the All-Cobb County team and All-Region 4-AAAAA ... rushed for 1,610 yards on 175 carries as a senior with 18 rushing touchdowns while averaging 9.2 yards per carry ... also had 315 receiving yards with five scores while returning two kickoffs for touchdowns ... Georgia's Gatorade Player of the Year ... won the 100-meter championship in AAAAA ... coached by David Ironside at Hillgrove High School ... chose Alabama over Georgia, Georgia Tech, Tennessee and Purdue.

DRAKE'S CAREER STATISTICS

| Year | Rushing | | | | | Receiving | | | | | |
|-------|---------|-----|-------|-----|----|-----------|-----|-----|------|----|----|
| | G-S | Att | Yds | Avg | TD | LP | Rec | Yds | Avg | TD | LP |
| 2012 | 12-0 | 42 | 281 | 6.7 | 5 | 38 | 0 | 0 | 0 | 0 | 0 |
| 2013 | 12-1 | 92 | 694 | 7.5 | 8 | 50 | 12 | 135 | 11.2 | 1 | 24 |
| 2014 | 5-2 | 22 | 112 | 5.1 | 4 | 29 | 5 | 159 | 31.8 | 2 | 87 |
| Total | 29-2 | 156 | 1,087 | 7.0 | 17 | 50 | 17 | 294 | 17.3 | 3 | 87 |

DRAKE'S CAREER BESTS

Rushes 14 (twice); last vs. Tennessee, 2013
 Yards 106 at Kentucky, 2013
 Long Play 50 vs. Ole Miss, 2013
 Touchdowns 3 vs. Southern Miss, 2014
 Receptions 3 at Kentucky, 2013
 Receiving Yards 87 vs. Florida, 2014
 Long Play 87 vs. Florida, 2014
 Touchdowns 1 (three times); last vs. Florida, 2014
 Blocked Punt 1 vs. Colorado State, 20



JOHNNY DWIGHT
 DL/TE
 Fr. • 6-3 • 300 • RS
 Rochelle, Ga./
 Wilcox County

OUTLOOK: Coming off of a redshirt season and will look to develop a role along the Crimson Tide's defensive front.

FRESHMAN (2014): Redshirted during his first season at the Capstone.

HIGH SCHOOL AND PERSONAL DATA: A disruptive force on the interior of the defensive line during his career at Wilcox County High School ... No. 195 in the *247Sports* Top247 and the No. 15 defensive tackle ... *247Sports* also ranked him as the No. 15 player across all positions in Georgia ... *Scout.com* listed him as the nation's No. 25 defensive tackle prospect and the No. 23 player in the state of Georgia ... *ESPN* rated him as the No. 33 defensive tackle and No. 36 player in the state ... *Rivals.com* slotted him 60th in the Georgia Postseason Top 85 and the 41st-ranked tackle ... No. 35 defensive tackle by *247Sports* Composite and the No. 35 player in Georgia ... named All-Southeast Region by *PrepStar* ... Georgia class A All-State selection by the Georgia Sports Writers Association ... played for head coach Mark Ledford at Wilcox County ... chose Alabama over LSU, North Carolina and Clemson.



RASHAAN EVANS
 LB
 So. • 6-3 • 225 • 1L
 Auburn, Ala./
 Auburn

OUTLOOK: An explosive athlete on the edge of the Alabama defense ... will look to develop an expanded role at outside linebacker as a sophomore in 2014 ... made 15 tackles in 13 games as a true freshman.

FRESHMAN (2014): An outstanding athlete who excelled on special teams while working his way onto the field at outside linebacker in pass rushing situations ... played in 13 games ... recorded 15 tackles on the season with two tackles for loss (-11 yards), one sack (-10 yards) and three quarterback hurries ... tied for the team lead in special teams tackles with 12 ... recorded a solo tackle on his first career kickoff coverage ... earned Special Teams Player of the Week honors from the Alabama coaching staff following the Southern Miss and Mississippi State games. **West Virginia:** Notched one solo tackle on kickoff coverage. **FAU:** Registered two unassisted tackles ... had first career sack for a

10-yard loss ... recorded first quarterback hurry. **Southern Miss:** Named the Special Teams Player of the Week for his efforts against Southern Miss ... finished with two solo stops. **Florida:** Recorded one tackle off the bench at outside linebacker against the Gators. **Texas A&M:** Registered one tackle and helped limit the SEC's top-ranked offense to just 172 yards. **Tennessee:** Made one solo tackle on special teams in Knoxville. **Mississippi State:** Led the team with three special teams tackles to earn Special Teams Player of the Week honors from the coaching staff. **Western Carolina:** Made two tackles with one on kickoff coverage and one behind the line of scrimmage on defense. **Auburn:** Came off the bench late to provide a pass-rushing spark, tallying one quarterback hurry. **Missouri:** Made two special teams tackles and recorded a quarterback hurry ... both solo stops in the Tide's SEC Championship Game victory over the Tigers.

HIGH SCHOOL AND PERSONAL DATA: One of the top outside linebackers in the class of 2014 and a five-star prospect out of Auburn High School ... Parade All-American ... second team MaxPreps All-American ... selected to participate in the Under Armour All-America Game ... No. 11 in the final *247Sports* Top 247 as well as the site's No. 1 outside linebacker and No. 2 player in Alabama ... No. 15 nationally in the *247Sports* Composite rankings while also rating as the No. 1 OLB and No. 2 player in the state ... No. 9 in the final *Scout300* and the No. 1 outside linebacker ... 14th in the *Rivals100*, the No. 1 outside linebacker and No. 3 player in Alabama ... rated 52nd in the *ESPN300* and the No. 2 outside linebacker nationally ... *ESPN* listed him as the No. 4 player in the state and No. 30 player in the Southeast Region ... four-star member of the *PrepStar* Top 150 Dream Team ... ranked 184th-ranked player in the class of 2014 by *PrepStar* ... No. 1 on the final 2014 *AL.com* A-List ... named first team 6A All-State by the Alabama Sports Writers Association as a senior in 2013 and named the ASWA 6A Lineman of the Year ... selected to the *AL.com* 2013 Super All-State Team ... finished with 77 tackles including 43 tackles for loss and 17.5 sacks as a senior, while adding five pass breakups, three forced fumbles, a blocked punt and a fumble recovery ... played in the Alabama-Mississippi All-Star Game ... first team ASWA 6A All-State selection as a junior in 2012 ... played for head coach Tim Carter at Auburn High School ... chose Alabama over Auburn and UCLA.

EVANS' CAREER STATISTICS


| Year | Tackles | | | | | Fumbles | | | | | |
|------|---------|----|----|----|------|---------|-------|----|----|-----|-----|
| | G-S | TT | UT | AT | TFL | QBH | Sacks | FF | FR | PBU | INT |
| 2014 | 13-0 | 15 | 11 | 4 | 2-11 | 3 | 1-10 | 0 | 0 | 0 | 0-0 |

EVANS' CAREER BESTS

Tackles 3 vs. Mississippi State, 2014
 Sacks 1 vs. FAU, 2014
 Tackles for Loss 1 (twice); last vs. Western Carolina, 2014

PROFILES

PLAYER PROFILES



RAHEEM FALKINS
WR
Jr. • 6-4 • 210 • 2L
New Orleans, La./
G.W. Carver

OUTLOOK: Gives Alabama a big target with soft hands on the outside ... played in 15 games during his two years at the Capstone ... will look to earn an expanded role in the Crimson Tide offense as a junior in 2015.


SOPHOMORE (2014): Played in eight games but did not record a catch ... saw action against West Virginia, FAU, Southern Miss, Ole Miss, Texas A&M, Western Carolina, Auburn and Missouri.

FRESHMAN (2013): Played seven games against Colorado State, Ole Miss, Georgia State, Kentucky, Arkansas, Tennessee and Chattanooga but did not have a catch.

HIGH SCHOOL AND PERSONAL DATA: A four-star prospect who boasted outstanding measurables for the wide receiver position coming out of high school ... arrived at Alabama as an early enrollee in January of 2013 ... ranked as the No. 38 wide receiver nationally and the No. 13 player in Louisiana by *Rivals.com* ... was the No. 41 wide receiver by *ESPN* and *247Sports* ... was 268th nationally in the ESPN300 while ranking 12th in the state and 128th in the Southeast Region ... *247Sports* also had Falkins as the No. 50 wideout in its composite rankings ... No. 67 wide receiver by *Scout.com* ... caught 47 passes for 1,058 yards and 14 touchdowns as a senior while averaging 22.5 yards per reception ... earned first-team 2A All-State honors from the Louisiana Sports Writers Association in 2012 ... as a junior, hauled in 51 catches for 800 yards and 14 scores ... No. 23 in the *Times-Picayune's* Nifty 50 ... coached by Bryon Addison at G.W. Carver High School ... chose the Crimson Tide over LSU, Oklahoma State, Tennessee, Southern California, Illinois and Ole Miss.

FALKINS' CAREER STATISTICS

| Year | Rushing | | | | Receiving | | | | | | |
|-------|---------|-----|-----|------|-----------|----|-----|-----|------|----|----|
| | G-S | Att | Yds | Avg. | TD | LP | Rec | Yds | Avg. | TD | LP |
| 2013 | 7-0 | 0 | 0 | 0.0 | 0 | 0 | 0 | 0 | 0.0 | 0 | 0 |
| 2014 | 8-0 | 0 | 0 | 0.0 | 0 | 0 | 0 | 0 | 0.0 | 0 | 0 |
| Total | 15-0 | 0 | 0 | 0.0 | 0 | 0 | 0 | 0 | 0.0 | 0 | 0 |



TY FLOURNOY-SMITH
TE
Sr. • 6-3 • 247 • 1L
Moultrie, Ga./Colquitt
Co./UGA/Ga. Military

OUTLOOK: A junior-college transfer who played in four games as a junior with two catches for 18 yards and a touchdown.


JUNIOR (2014): Earned playing time in four games ... had two catches for 18 yards and a touchdown ... backed up tight ends O.J. Howard and Brian Vogler. **Florida Atlantic:** Hauled in one pass for four yards. **Texas A&M:** Tallied his first touchdown at Alabama with a 14-yard reception from Jake Coker in the fourth quarter.

PREVIOUS SCHOOLS AND PERSONAL DATA: The top-ranked junior college tight end in the 247Sports Composite rankings, No. 28 nationally and No. 2 JC player in Georgia ... the second tight end and No. 76 player nationally in the 247Sports JUCO rankings ... No. 6 JC tight end by *EP SN* ... caught six passes for 134 yards and five touchdowns in six games during 2013 for an average of 22.3 yards per catch ... played as a true freshman at the University of Georgia in 2012 before departing the next spring ... appeared in eight games for the Bulldogs, mostly on special teams ... selected to the SuperPrep All-Dixie Team as a high school senior ... was a *Rivals.com* three-star prep prospect and the No. 12 tight end prospect nationally ... ranked No. 32 by *Rivals* in Georgia ... *Scout.com* three-star prospect and No. 18 tight end nationally ... a four-star prospect by *ESPN.com*, ranking as the No. 10 tight end, No. 22 player in Georgia and 112th in the Southeast Region ... *247Sports.com* three-star prospect, ranked as the No. 22 tight end nationally and the 41st overall prospect in Georgia ... Atlanta Journal-Constitution Class AAAAA All-State ... Georgia Sports Writers Association Class AAAAA All-State First Team ... selected to Georgia High School Association All-Star game... Region 1 AAAAA Offensive Player of the Year ... helped lead Colquitt County High School to the state semifinals three straight years, the only team in Georgia's highest classification to do so ... made 42 catches for 576 yards in 2010 ... ended the 2010 state championship game with seven catches for 84 yards ... recorded 46 catches for 785 yards and five touchdowns in senior year ... caught two-point conversion to lift team to state semifinals in 2011 ... coached by Rush Propst at Colquitt County ... recipient of the Porter Otis Payne Football Scholarship ... chose Alabama in 2014 over Georgia, Ole Miss, South Florida, Louisville and Illinois.

FLOURNOY-SMITH'S CAREER STATISTICS

| RECEIVING | | | | | | |
|-----------|-----|------|-------|------|----|----|
| Year | G-S | Rec. | Yards | Avg. | TD | LP |
| 2014 | 4-0 | 2 | 18 | 9.0 | 1 | 14 |

FLOURNOY-SMITH'S CAREER BESTS
Receptions. 1 vs. FAU, 2014
Receiving Yards. 4 vs. FAU, 2014



REUBEN FOSTER
LB
Jr. • 6-1 • 240 • 2L
Auburn, Ala./
Auburn

OUTLOOK: An instinctive linebacker and big hitter who could battle for a starting job at inside linebacker after the departure of Trey DePriest ... has played in 21 career games with one start and 34 tackles.

SOPHOMORE (2014): Made his first career start at mike linebacker against West Virginia ... finished the season with 22 tackles including 11 solo stops, two tackles for loss (-5 yards) and one sack (-3 yards) ... played in 11 games and had the third-most special teams tackles on the team with eight ... developed a reputation for big hits ... missed the Tennessee game due to injury. **West Virginia:** Registered seven total tackles against the Mountaineers with two solo stops and a tackle for loss (-2 yards). **FAU:** Came off the bench to record two tackles. **Southern Miss:** Had one tackle as Alabama limited the Eagles to just 56 yards rushing. **Florida:** Recorded two tackles with a solo stop as the Tide limited the Gators to only 200 total yards ... both stops were big hits on kickoff coverage. **Texas A&M:** Made four tackles, including three solo tackles, and his first career sack (-3 yards) ... three of those tackles came on special teams. **LSU:** Notched two tackles in Death Valley, including a crushing special teams tackle in the final seconds of regulation after Alabama had tied the game. **Mississippi State:** Made one assisted tackle on special teams. **Western Carolina:** Notched one big hit on kickoff coverage. **Ohio State:** Registered one special teams tackle and one stop at linebacker ... both were solo tackles.

FRESHMAN (2013): Played in nine games and accounted for 12 tackles as a true freshman ... a contributor on special teams and a backup to Trey DePriest at mike linebacker ... added one tackle for loss. **Virginia Tech:** Made one assisted tackle in his debut with the crimson and white, as a backup linebacker. **Colorado State:** Again came off the bench at middle linebacker ... also played on special teams. **Kentucky:** Recorded two assisted tackles in the win at Kentucky. **Arkansas:** Came off the bench to assist on one tackle in a 52-0 win over the Razorbacks. **Tennessee:** Played a significant number of snaps in the fourth quarter at inside linebacker ... made two total tackles, with a solo stop. **Chattanooga:** Had a career-high five tackles in an extended role off the bench ... accounted for two solo tackles and recorded his first career tackle for loss (1 yard).

HIGH SCHOOL AND PERSONAL DATA: The nation's consensus No. 1 inside linebacker ... member of the 2012 first-team All-USA Football Team, chosen by *USA Today* ... named the defensive MVP of the 2013 Under Armour All-America Game ... a five-star prospect by *247Sports*, *Rivals.com*, *Scout.com*, *MaxPreps* and *PrepStar* ... the nation's No. 2 overall player


according to Scout.com and PrepStar while ranking third nationally by MaxPreps ... rated 13th nationally in the Rivals100 ... No. 15 in the Top247 and No. 16 in the ESPN100 ... the top-ranked player in the state of Alabama by all national services ... ESPN also ranked him 11th in the Southeast Region ... the 247Composite had Foster ranked seventh nationally, the No. 1 inside linebacker and the top player in the state ... member of the PrepStar Dream Team ... recorded 102 tackles with 22 tackles for loss and six sacks as a senior at Auburn High School in 2012 ... earned first-team All-State honors from the Alabama Sports Writers Association and was named the 6A Lineman of the Year ... invited to "The Opening" in the summer of 2012 on the Nike campus in Oregon ... played in the 2013 Alabama-Mississippi All-Star Classic ... was the Georgia AAA Defensive Player of the Year and first-team All-State selection as a junior at Troup County High School in 2011 ... made 185 tackles with 144 solo stops, 34 tackles for loss and 18 sacks ... had 112 tackles as a sophomore in 2010 at Troup County ... coached by Charles Flowers at Troup County in 2010 and 2011 ... played for Auburn High School head coach Tim Carter in 2012 ... chose the Crimson Tide over Auburn and Georgia.

FOSTER'S CAREER STATISTICS

| Year | Tackles | | | | | Fumbles | | | | | |
|-------|---------|----|----|----|-------|---------|-------|----|----|-----|-----|
| | G-S | TT | UT | AT | TFL | OBH | Sacks | FF | FR | PBU | INT |
| 2013 | 10-0 | 12 | 4 | 8 | 1.0-1 | 0 | 0-0 | 0 | 0 | 0 | 0-0 |
| 2014 | 11-1 | 22 | 11 | 11 | 2.0-5 | 0 | 1-3 | 0 | 0 | 0 | 0-0 |
| Total | 21-1 | 34 | 15 | 19 | 3.0-6 | 0 | 1-3 | 0 | 0 | 0 | 0-0 |

FOSTER'S CAREER BESTS

Tackles ... 7 vs. West Virginia, 2014
 Tackles for Loss ... 1 (three times); last vs. Texas A&M, 2014
 Yards Lost ... 3 vs. Texas A&M, 2014



ROBERT FOSTER
 WR
 So. • 6-2 • 194 • 1L
 Monaca, Pa./
 Central Valley

8

OUTLOOK: An explosive wide receiver who should benefit from added reps during the offseason ... could challenge for a role in the Alabama offense in 2015 after the departure of the Tide's three starting wide receivers.

REDSHIRT FRESHMAN (2014): Saw action in nine games while recording six catches for 44 yards with one solo tackle on special teams. **FAU:** Made his first career catch for three yards in the win over the Owls. **Southern Miss:** Had one catch for one yard. **Western Carolina:** Registered season highs with four catches for 40 yards ... three of those catches were for first downs ... also made one tackle.

FRESHMAN (2013): Redshirted during his first season at The University of Alabama.

HIGH SCHOOL AND PERSONAL DATA: Was one of the top wide receiver prospects in the


nation, giving the Crimson Tide an explosive pass-catching option ... participated in the Under Armour All-America Game ... a first team USA Today All-American ... a five-star prospect by 247Sports.com and Scout.com ... the nation's No. 1 wide receiver according to 247Sports.com ... No. 18 in the Top 247 and the No. 2 player in the state of Pennsylvania ... ranked 23rd nationally in the 247Composite and the No. 2 wideout ... Scout.com listed him as the No. 4 wide receiver and No. 23 overall in the Scout 300 ... ESPN ranked him the No. 2 wide receiver nationally and No. 25 in the ESPN 150 ... ESPN also had him as the No. 1 player in Pennsylvania and the No. 25 player in the East Region ... Rivals.com rated him the No. 4 wide receiver and the No. 4 player in the state ... No. 32 nationally according to Tom Lemming with MaxPreps and the site's No. 1 wingback ... Sporting News No. 49 player in the nation ... a member of the PrepStar Dream Team, also the publication's No. 10 receiver and No. 80 player nationally... caught 45 passes for 756 yards and 14 touchdowns as a senior, while rushing for 549 yards and 12 scores in 2012 ... earned Pennsylvania Sportswriters Class AAA All-State honors in 2012 and was a 2011 PSWA All-State selection as a specialist ... also intercepted four passes on defense with 67 tackles and eight pass breakups in his senior year ... hauled in 37 passes for 584 yards and five touchdowns as a junior while rushing for 419 yards and two touchdowns in 2011 ... as a sophomore in 2010, caught 25 passes for 520 yards and seven scores while rushing for 406 yards and three touchdowns ... coached by Mark Lyons at Central Valley High School ... chose Alabama over Pittsburgh, Penn State, Ohio State, Florida, Michigan and Notre Dame.

FOSTER'S CAREER STATISTICS

| Year | Rushing | | | | | Receiving | | | | | |
|------|---------|-----|-----|------|----|-----------|-----|-----|------|----|----|
| | G-S | Att | Yds | Avg. | TD | LP | Rec | Yds | Avg. | TD | LP |
| 2014 | 9-0 | 0 | 0 | 0.0 | 0 | 0 | 6 | 44 | 7.3 | 0 | 14 |

FOSTER'S CAREER BESTS

Receptions ... 4 vs. Western Carolina, 2014
 Receiving Yards ... 40 vs. Western Carolina, 2014
 Long Play ... 14 vs. Western Carolina, 2014



JOSHUA FRAZIER
 DL
 So. • 6-4 • 315 • 1L
 Springdale, Ark./
 Har-Ber

69

OUTLOOK: Saw the field as a reserve defensive tackle as a true freshman ... could be called on for an expanded role as a sophomore in 2015 along the interior of the Crimson Tide's defensive front.

FRESHMAN (2014): Part of Alabama's rotation along the defensive line ... saw playing time against FAU, Southern Miss, Florida, Texas A&M, Western Carolina and Missouri ... had one tackle, which was for a sack of minus-12 yards. **Western**

Carolina: Tallied a sack for a loss of 12 yards for his first collegiate tackle.

HIGH SCHOOL AND PERSONAL DATA: One of the top interior line prospects in the nation ... selected to participate in the U.S. Army All-American Bowl ... invited to "The Opening" on the Nike Campus ... member of the Rivals100 (No. 86) and the No. 5 defensive tackle ... ranked second in the state of Arkansas by Rivals ... the No. 36 player in the 247Sports Top247, the No. 6 defensive tackle and the No. 1 player in Arkansas ... ranked 85th nationally in the 247Sports Composite and was the No. 6 defensive tackle and No. 2 player in the state in the composite ... Scout.com rated him the No. 7 defensive tackle ... the No. 2 player in the state of Arkansas per ESPN, also the No. 10 defensive tackle ... ranked 82nd in the ESPN Southeast Region and No. 160 in the ESPN300 ... four-star member of the PrepStar Top 150 Dream Team, ranked as the No. 92 player in the class of 2014 and the No. 6 defensive tackle ... 2012 MaxPreps All-American ... Arkansas All-State selection as a junior ... recorded 65 tackles with seven tackles for loss and 3.5 sacks in 2012, after making 35 stops with one sack in 2011 ... coached by Chris Wood at Har-Ber High School ... chose Alabama over Arkansas, Southern California and Texas A&M.

FRAZIER'S CAREER STATISTICS

| Year | Tackles | | | | | Fumbles | | | | | |
|------|---------|----|----|----|------|---------|-------|----|----|-----|-----|
| | G-S | TT | UT | AT | TFL | OBH | Sacks | FF | FR | PBU | INT |
| 2014 | 6-0 | 1 | 1 | 0 | 1-12 | 0 | 1-12 | 0 | 0 | 0 | 0-0 |



BRANDON GREENE
 OL/TE
 Jr. • 6-5 • 300 • 2L
 Ellenwood, Ga./
 Cedar Grove

58

OUTLOOK: Spent the past two seasons helping the Crimson Tide as a tight end ... could also have a role along the offensive line if needed ... his experience should bolster both positions in 2015.

SOPHOMORE (2014): Made appearances in 11 games ... the entire nation learned his name with a 24-yard reception on the first play of overtime at LSU ... started the year at offensive tackle but moved back to tight end to help with depth. **LSU:** Hauled in a 24-yard pass in overtime to set the Tide up on the 1-yard line.

REDSHIRT FRESHMAN (2013): Made the move to tight end late in fall camp and proved to be a valuable commodity for the Tide ... saw action in all 13 games for Alabama, making one start at tight end ... a big asset in the running game that averaged 205.6 yards per game ... the former tackle was very effective blocking on the edge ... did not have a reception.

PROFILES

PLAYER PROFILES

FRESHMAN (2012): Redshirted during his first season at Alabama.

HIGH SCHOOL AND PERSONAL DATA: Came to the Capstone as one of the top offensive line recruits in the nation ... a consensus four-star prospect who was among the best players in the state of Georgia ... played in the Under Armour All-America Game ... *ESPNU* rated Greene as the No. 6 offensive tackle nationally and the No. 30 overall prospect in the *ESPNU* 150 ... also ranked as the No. 2 talent in Georgia by *ESPNU* and was 15th in the *ESPNU* Southeast 150 ... *247sports.com* listed him at No. 141 in the Top247 and the site's No. 17 offensive tackle ... No. 33 offensive tackle by *Rivals.com* and the No. 20 tackle by *Scout.com* ... the No. 18 player from Georgia by *SuperPrep* ... *PrepStar* All-Southeast Region selection ... Tom Lemming of *MaxPreps* listed him as one of the top 50 offensive linemen ... No. 93 in *Mobile Press-Register's* Super Southeast 120 ... first team Georgia Sports Writers Association All-State selection in 2010 and 2011 ... played for Raymond Bonner at Cedar Grove High School ... chose Alabama over Georgia, Auburn, South Carolina and North Carolina.



ADAM GRIFFITH

PK

Jr. • 5-10 • 192 • 2L

Calhoun, Ga./
Calhoun

99

OUTLOOK: Returns for his junior season as the Crimson Tide's starting place-kicker ... played in 21 career games with 12 starts ... is 12 of 19 on field goal attempts and 58 for 59 on extra points tries for his career ... also has a career average of 61.7 yards on kickoffs with 24 touchbacks ... scored 97 career points.

SOPHOMORE (2014): The Crimson Tide's starting place-kicker and tied for the leading scorer in the 2015 season with 84 points (7.0 points per game) ... 12-for-19 on field goal attempts and 48 for 49 on extra points ... made 4-of-7 attempts beyond 40 yards ... averaged 61.4 yards on 69 kickoffs this season with 17 touchbacks ... named a Lou Groza Award "Star of the Week" and the SEC Special Teams Player of the Week following the season opener against West Virginia ... an Alabama Special Teams Player of the Week by the coaching staff against West Virginia, Florida Atlantic and at LSU ... missed the Western Carolina game with back spasms. **West Virginia:** Connected on all four of his field goal attempts, hitting from 47, 41, 27 and 45 yards ... became the first Alabama place-kicker to make three field goals from 40 yards or more since 1993 ... was 3-for-3 on extra points to score 15 points ... kicked off seven times, averaging 64.7 yards per kickoff with three touchbacks. **FAU:** Made good on both of his field goal attempts, hitting from 22 and 28 yards out ... was 5-for-5 on extra points and averaged 64.5 yards on eight kickoffs with two touchbacks. **Southern Miss:** Hit his only field goal attempt from 30 yards out

against the Golden Eagles ... hit all seven extra point attempts and averaged 62.0 yards on seven kickoffs with one touchback. **Florida:** Hit all six extra points but missed his first field goal of the season ... was wide left from 45 yards out. **Ole Miss:** Connected from 44 yards after missing from 46 and 51 yards ... hit both extra points ... averaged 55.2 yards on four kickoffs. **Arkansas:** Missed his only field goal attempt from 30 yards out in rainy and windy conditions in Fayetteville ... made both extra points in a 14-13 win ... averaged 61.3 yards on three kickoffs with one touchback. **Texas A&M:** Made his only field goal attempt from 30 yards ... connected on seven extra points ... scored 10 points ... kicked off five times for an average of 62 yards with two touchbacks. **Tennessee:** Missed the first extra-point of his career ... scored four points on extra points ... did not attempt a field goal. **LSU:** Knocked a 27-yard field goal through the uprights with three seconds left in the game to send it to overtime ... hit both extra point attempts ... was 2-for-3 on field goal attempts, missing from 27 yards in the first half and hitting from 39 yards with nine seconds remaining in the first half ... kicked off four times for a 58.0-yard average with one touchback. **Mississippi State:** Connected on 1-of-2 field goals, hitting a 36-yarder in the first half and then missing from 37 in the second ... hit both PATs that he attempted ... kicked off five times for an average of 63.2 yards with one touchback. **Auburn:** Booted through two extra-point opportunities ... tried a onside kick on the opening possession that failed. **Missouri:** Missed his only field goal from 43 yards against the Tigers just wide left ... made all six extra points and had one touchback on two kickoffs.

REDSHIRT FRESHMAN (2013): Served as Alabama's backup place-kicker and backup punter ... saw action in eight games: Virginia Tech, Colorado State, Georgia State, Kentucky, Arkansas, Tennessee, Chattanooga and Auburn ... was a perfect 5 for 5 on extra-point tries and 1 for 3 on field-goal attempts, missing from 30 yards against Georgia State and splitting the uprights from 20 against Tennessee ... had his 57-yard attempt at Auburn that came up short returned 100 yards for a touchdown ... kicked off 14 times and averaged 63.2 yards, with four touchbacks.

FRESHMAN (2012): Redshirted during his first season at the Capstone.

HIGH SCHOOL AND PERSONAL DATA: Was one of the nation's top incoming place-kickers ... ranked as the nation's No. 1 place-kicker by *247sports.com* and *Scout.com* ... *Rivals.com* rated him as the No. 2 kicker nationally ... a consensus three-star recruit who combined a strong leg and accurate kicks ... also outstanding on kickoffs, averaged 68 yards per kick ... competed at the 2012 U.S. Semper Fidelis All-America Game for the East squad ... nailed a 32-yard field goal in overtime inside Atlanta's Georgia Dome to carry Calhoun to the Georgia AA State Championship over Buford in 2011 ... also connected from 46 yards in that state championship game ... long kick in 2011 was 52 yards ... *247sports.com's* No. 49 player in Georgia ... *ESPNU* had him as the No. 7 place-kicker nationally and No. 303 overall in the Southeast ... hit on 9-of-14 field goals as a junior

in 2010, including two from beyond 50 yards ... had 43 of his 56 kickoffs go for touchbacks in 2010 ... two-time Georgia Sports Writers Association All-State selection ... coached by Hal Lamb at Calhoun High School ... chose Alabama over Georgia, LSU and Vanderbilt.

GRIFFITH'S CAREER STATISTICS

| Year | Extra Points | | | Field Goals | | | |
|-------|--------------|-------|-------|-------------|------|------|------|
| | G-S | XP-A | Pct. | FG-A | Pct. | Long | Pts. |
| 2013 | 8-0 | 5-5 | 100.0 | 1-3 | 33.3 | 20 | 8 |
| 2014 | 13-12 | 53-54 | 98.1 | 12-19 | 63.2 | 47 | 89 |
| Total | 21-12 | 58-59 | 98.3 | 13-22 | 59.1 | 47 | 97 |

FG BREAKDOWN

| Year | 1-19 | 20-29 | 30-39 | 40-49 | 50+ |
|-------|------|-------|-------|-------|-----|
| | 2013 | 0-0 | 1-1 | 0-1 | 0-0 |
| 2014 | 0-0 | 5-6 | 3-5 | 4-7 | 0-1 |
| Total | 0-0 | 6-7 | 3-6 | 4-7 | 0-2 |

KICKOFFS

| Year | No. | Yards | Avg. | TB | OB |
|-------|------|-------|------|------|----|
| | 2013 | 14 | 885 | 63.2 | 4 |
| 2014 | 69 | 4,240 | 61.4 | 20 | 2 |
| Total | 83 | 5,125 | 61.7 | 24 | 2 |

GRIFFITH'S CAREER BESTS

- Field Goals Made 4 vs. West Virginia, 2014
- Field Goal Attempts 4 vs. West Virginia, 2014
- Long Field Goal 47 vs. West Virginia, 2014
- PAT Made 7 (twice); last vs. Texas A&M, 2014
- PAT Attempts 7 (twice); last vs. Texas A&M, 2014
- Points 15 vs. West Virginia, 2014
- Kickoffs 8 vs. FAU, 2014
- Yards 516 vs. FAU, 2014
- Average 65.0 (three times); last vs. Tennessee, 2013



Adam Griffith



SHAUN DION HAMILTON
 LB
 So. • 6-0 • 229 • 1L
 Montgomery, Ala./ Carver
20

OUTLOOK: Should challenge for a role at inside linebacker as a sophomore in 2015 ... played in all 14 games as a true freshman in 2014 and made three tackles on special teams.

FRESHMAN (2014): A reserve linebacker who came off the bench in his first appearance in the crimson and white against West Virginia ... started on the kickoff coverage unit for the Tide and made appearances in all 14 games with three tackles on the season ... earned Special Teams Player of the Week honors for his efforts in the Iron Bowl. **West Virginia:** Recorded one assisted tackle off the bench against the Mountaineers. **Texas A&M:** Came off the bench and made two tackles ... helped limit the SEC's top-ranked offense to just 172 yards.

HIGH SCHOOL AND PERSONAL DATA: Was an early enrollee for the Crimson Tide, after joining the squad in January of 2014 ... selected to participate in the 2014 U.S. Army All-American Bowl ... four-star prospect ... invited to Nike's "The Opening" ... No. 75 in the Rivals100 and the outlet's No. 6 inside linebacker ... also tabbed as the No. 6 player in Alabama by Rivals ... ESPN ranked him the sixth-best inside linebacker nationally while rating him 102nd in the ESPN300, No. 7 in the state and No. 56 in the Southeast Region ... the 247Sports Composite rankings listed him as the No. 9 inside linebacker and the No. 8 player in Alabama ... No. 203 in the 247Sports Top247 ... No. 22 middle linebacker by Scout.com ... four-star member of the PrepStar Top 300 All-American ... ranked the No. 15 linebacker in the class of 2014 and 153rd overall ... first team Alabama Sports Writers Association 6A All-State as a senior ... member of the AL.com 2013 Super All-State Team ... No. 6 on AL.com's 2014 A-List ... recorded 119 tackles as a senior at Carver High School for head coach Billy Gresham ... added four sacks, three interceptions, six forced fumbles and blocked a punt in that 2013 season ... played in the 2013 Alabama-Mississippi All-Star Game ... also a 2012 ASWA first team 6A All-State selection after making 123 tackles ... chose Alabama over Auburn, Southern California, Tennessee and Arizona State.

HAMILTON'S CAREER STATISTICS

| Year | Tackles | | | | | Fumbles | | | | | |
|------|---------|----|----|----|-----|---------|-------|----|----|-----|-----|
| | G-S | TT | UT | AT | TFL | QBH | Sacks | FF | FR | PBU | INT |
| 2014 | 14-0 | 3 | 0 | 3 | 0-0 | 0 | 0-0 | 0 | 0 | 0 | 0-0 |

HAMILTON'S CAREER BESTS
Tackles 2 vs. Texas A&M, 2014



DA'SHAWN HAND
 DL
 So. • 6-4 • 273 • 1L
 Woodbridge, Va./ Woodbridge
9

OUTLOOK: A talented sophomore who could challenge for a prominent role at defensive end for the Crimson Tide in 2015 ... a skilled pass rusher who played in nine games in 2014 with seven tackles and two sacks.


FRESHMAN (2014): A regular in the Crimson Tide defensive line rotation ... played in nine games ... the true freshman defensive end finished with seven tackles on the year, including four solo stops and two sacks (-10 yards) ... missed the Arkansas game with injury but returned against Texas A&M. **West Virginia:** Made one solo tackle in his first game for the Crimson Tide. **FAU:** Recorded one assisted tackle against the Owls. **Southern Miss:** Recorded one solo tackle against the Golden Eagles. **Texas A&M:** Credited with his first career sack (-1 yard) in a 59-0 win over the Aggies. **Tennessee:** Recorded his second sack of the season, dropping the Vols quarterback for a loss of nine yards. **Missouri:** Made two assisted tackles in the Tide's SEC Championship victory over the Tigers.

HIGH SCHOOL AND PERSONAL DATA: One of the elite prospects across all positions in the 2014 recruiting class ... Parade Magazine All-American ... selected to play in the Under Armour All-America Game ... the No. 1 player in the Rivals100 ... 2012 and 2013 first team USA Today All-American ... unanimous five-star prospect ... No. 1 strong-side defensive end by Rivals.com and top player in the state of Virginia ... also Rivals 2012 Junior of the Year ... rated No. 5 in the 247Sports Composite and No. 7 in the 247Sports Top247, while ranking as the No. 1 strong-side defensive end and No. 1 player in the state ... a 247Sports All-American in both 2012 and 2013 ... No. 6 in the ESPN300 and the outlet's No. 2 defensive end ... No. 3 defensive end by Scout.com ... 2013 MaxPreps All-American ... five-star member of the PrepStar Top 150 Dream Team ... ranked the No. 13 player in the class of 2014 and the No. 3 defensive end ... Virginia All-State selection as a junior and senior at Woodbridge High School, where he amassed 56 sacks during his four-year high school career ... All-Met Defensive Player of the Year ... also a Virginia state champion wrestler ... invited to "The Opening" on the Nike campus in Oregon ... recorded 16 sacks as a senior ... made 110 tackles with 40 tackles for loss as a junior while registering 16 sacks, four forced fumbles and three fumble recoveries ... had 84 tackles as a sophomore with 35 for loss and 21 sacks ... started the final six games of his freshman season, finishing with 65 tackles and three sacks ... coached by Karibi Dede at Woodbridge ... received more than 90 scholarship offers, ultimately choosing Alabama over Michigan and Florida.

HAND'S CAREER STATISTICS

| Year | Tackles | | | | | Fumbles | | | | | |
|------|---------|----|----|----|------|---------|-------|----|----|-----|-----|
| | G-S | TT | UT | AT | TFL | QBH | Sacks | FF | FR | PBU | INT |
| 2014 | 9-0 | 7 | 4 | 3 | 2-10 | 0 | 2-10 | 0 | 0 | 0 | 0-0 |

HAND'S CAREER BESTS
Tackles 2 vs. Missouri, 2014
Tackles for Loss 1 (twice); last at Tennessee, 2014
Sacks 1 (twice); last at Tennessee, 2014



J.C. HASSEBAUER
 OL
 So. • 6-2 • 295 • 1L
 Woodbury, Minn./ East Ridge
63

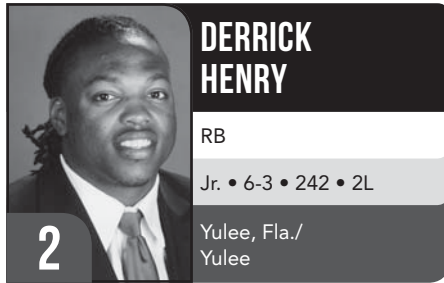
OUTLOOK: A powerful offensive lineman who has played in one game ... will challenge for a role along the offensive front that must replace three starters from 2014.

FRESHMAN (2014): Came off the bench against Texas A&M to help the Crimson Tide at center.

HIGH SCHOOL AND PERSONAL DATA: One of the top center prospects in the nation and an integral piece of Alabama's offensive line class ... selected to participate in the 2014 Under Armour All-America Game ... four-star prospect ... ranked the No. 1 center in the nation by 247Sports and Scout.com ... the No. 2 center according to ESPN and No. 3 by Rivals.com ... consensus No. 2 player in the state of Minnesota ... ranked 133rd in the 247Sports Top247 and No. 172 in the 247Sports Composite ... No. 190 in the ESPN300 and the No. 22 player in the Midwest Region ... Scout.com ranked him 201st nationally ... No. 214 in the Rivals100 ... four-star member of the PrepStar Top 300 All-American Team ... ranked the No. 34 offensive lineman in the class of 2014 and 274th overall ... 2013 first team All-State selection by the Minnesota State High School Football Coaches Association ... earned honorable mention honors at the 2012 U.S. Army National Combine ... 2012 honorable mention MSHSCA All-State choice ... coached by Mike Pendino at East Ridge High School ... chose Alabama over home state Minnesota and Vanderbilt.

PROFILES

PLAYER PROFILES



**DERRICK
HENRY**

RB

Jr. • 6-3 • 242 • 2L

Yulee, Fla./
Yulee

OUTLOOK: Derrick Henry arrived in Tuscaloosa as high school football's all-time leading rusher and those skills have been on showcase during his first two seasons at Alabama ... a dynamic running back with exceptional size and speed, who will be working to seize the starting job in 2015 ... has played in 26 career games with one start, rushing for 6.6 yards per carry with 17 total touchdowns ... rushed for 1,372 career yards with six receptions for 194 yards and three scores.

SOPHOMORE (2014): A dynamic running back with exceptional size and speed ... finished the year with 990 rushing yards on 172 carries ... averaged 5.8 yards per carry with 11 rushing touchdowns ... became the 54th player in school history to eclipse the 1,000-yard barrier with 1,372 career yards on 207 carries ... had five receptions for 133 yards and two receiving touchdowns ... played in all 14 games with two starts ... had 21 explosive rushes of 12 yards or more while converting 47 first downs, including four on third down ... three of his five receptions were explosive, taking screen passes 29, 41 and 52 yards, respectively ... Alabama Offensive Player of the Week after the Florida game. **West Virginia:** Recorded his second straight 100-yard rushing performance and third of his career with 113 yards on 17 carries against the Mountaineers ... averaged 6.6 yards per carry and scored one touchdown. **FAU:** Rushed five times for 23 yards against the Owls, helping Alabama total 190 yards on the ground. **Southern Miss:** Rushed 11 times for 73 yards ... had two rushes of 12 yards or more, including a long of 21 yards. **Florida:** Notched his second 100-yard rushing effort of the season going for 111 yards on 20 carries against the Gators ... converted three first downs and had two explosive plays ... long rush was 29 yards and added one rushing touchdown ... caught one screen pass and turned it into a 29-yard gain ... finished with 140 all-purpose yards. **Ole Miss:** Rushed 17 times for 37 yards ... converted two first downs. **Arkansas:** Carried the ball seven times for 25 yards with a long rush of eight yards ... converted one first down on the ground, coming on third down. **Texas A&M:** Rushed 10 times for 70 yards for a 7.0 yards per carry average ... long rush was 13 yards ... scored one touchdown on the ground and one in the air ... turned his only reception into a 43-yard touchdown ... finished with 111 all-purpose yards. **Tennessee:** Rushed 16 times for 70 yards and a touchdown ... had two explosive rushes with a long of 28 yards ... converted three first downs, including one on third down. **LSU:** Ran eight times for 24 yards ... carried twice for nine yards in overtime, including an eight-yard run on first down from the 15-yard line. **Mississippi State:** Ran for 36 yards on 11 carries with a long of nine yards ... scored his fifth rushing touchdown with a one-yard plunge in the second quarter. **Western Carolina:** Made his first career start and

gained 92 yards rushing for a 7.7 yards per carry average ... scored three touchdowns with two rushing and one receiving on a nine-yard catch ... had three explosive rushes of 12 yards or more and six first-down rushes on 12 carries. **Auburn:** Only had five carries, but made the most of them with a 14.4 yards per carry average ... broke off a 49-yard run that set up a 25-yard touchdown run two plays later ... finished with 72 yards rushing. **Missouri:** Ran for a career-high 141 yards while matching his career-high with 20 carries, scoring twice ... broke free on three explosive runs of 12 yards or more, including a long of 45 yards where he was tackled at the one-yard line ... had seven first-down rushes. **Ohio State:** Rushed 13 times for 95 yards and one touchdown ... added two receptions for 54 yards, including a 52-yarder ... accounted for 149 all-purpose yards on 15 touches (9.9 yards per touch).

FRESHMAN (2013): A true freshman who saw action in 12 games ... totaled 382 rushing yards on 35 carries for a 10.9 yards per carry average ... rushed 10 times (28.6 percent) for 12 yards or more while converting 17 first downs ... took his one pass reception to the end zone for a 61-yard catch and run in the Sugar Bowl ... contributed three tackles on special teams ... registered two 100-yard games (111 vs. Arkansas and 100 vs. Oklahoma). **Virginia Tech:** Earned playing time in his first game at the Capstone ... carried the ball once. **Colorado State:** Gained four yards on one carry. **Ole Miss:** Broke loose for 18 yards on two carries, including a 12-yard run that moved the chains. **Georgia State:** Averaged 10.0 yards per carry for a season-best 50 yards ... had a long run of 17 yards. **Kentucky:** Gained 16 yards on three carries, with one 11-yard burst. **Arkansas:** Registered his first 100-yard rushing game, going for 111 yards on six carries against the Hogs ... broke loose for a season-long, 80-yard touchdown run ... converted two first downs and had two explosive plays (12-plus yards) ... also forced a fumble of the opening kickoff of the second half, as the Tide recovered and turned the possession into a touchdown. **Tennessee:** With the Tide backed inside the Volunteers' five-yard line late in the game, he bounced a rush to the outside and gained 20 yards ... finished

with 23 yards on three carries, while also playing on special teams. **Chattanooga:** Averaged 11 yards per carry, going for 66 yards on six totes ... scored one touchdown on a five-yard run in the second quarter ... long rush was 27 yards ... had two rushes of over 12 yards and converted three first downs. **Auburn:** Made one assisted tackle on special teams. **Oklahoma:** Served as the Crimson Tide's No. 2 running back in the game and rushed for a game-high 100 yards on eight carries ... rushed for one touchdown on a 43-yard burst and turned the first reception of his career into a 61-yard touchdown ... totaled 161 all-purpose yards against the Sooners and also made a tackle on special teams ... averaged 12.5 yard per rush and 17.9 yards per touch.

HIGH SCHOOL AND PERSONAL DATA: A five-star prospect who was listed as the nation's No. 1 athlete and No. 4 running back prospect ... member of the 2012 All-USA Football Team, chosen by *USA Today* ... 2012 Maxwell Football Club National High School Player of the Year ... broke Ken Hall's 51-year-old national high school rushing record with 12,124 yards after rushing for 4,261 yards as a senior in 2012 ... *Parade Magazine* All-American and the publication's National Player of the Year ... played for the East squad in the U.S. Army All-American Bowl, rushing for 53 yards with a touchdown and a two-point conversion ... *MaxPreps* National Player of the Year and first-team All-American ... finished his high school career with 153 rushing touchdowns, which ranks fifth all time, including 55 in 2012 ... arrived at Alabama as an early enrollee in January of 2013 ... five-star prospect by *ESPN*, *247sports* and *Scout.com* ... No. 9 in the *ESPN150* and the outlets No. 1 athlete ... ranks sixth by *ESPN* in Florida and eighth in the southeast region ... the No. 3 player in Florida by *247Sports* and the No. 1 athlete nationally while ranking 12th in its Top247 ... the No. 4 athlete by *Rivals.com* and the No. 70 player in the *Rivals100* ... *MaxPrep's* (Tom Lemming) No. 2 running back and No. 13 player nationally ... *Sporting News'* No. 2-ranked running back and No. 5 player overall ... *PrepStar* All-American and member of the *PrepStar* Dream Team ... set the Florida high school record with a 510-yard



Derrick Henry

performance against Jacksonville and averaged 9.2 yards per carry and 327.8 yards per game as a senior ... 2012 first-team All-State selection by the *Associated Press* and was the Player of the Year on the All-First Coast team ... named the 2012 Columbus (Ohio) Touchdown Club National High School Player of the Year ... rushed for 2,610 yards and 34 scores as a junior in 2011 to earn first-team All-Coast honors from the *Florida Times-Union* ... also a first-team All-Coast running back in 2010 after rushing for 2,788 yards and 38 touchdowns while averaging 8.9 yards per attempt ... went for 2,465 yards and 26 scores as a freshman in 2009 ... coached by Bobby Ramsay at Yulee High School ... chose the Crimson Tide over a myriad of schools, including Georgia, Tennessee, Florida, Clemson, Miami, Notre Dame, USC and Florida State.

HENRY'S CAREER STATISTICS

| Year | Rushing | | | | | Receiving | | | | | |
|-------|---------|-----|-------|------|----|-----------|-----|-----|------|----|----|
| | G-S | Att | Yds | Avg | TD | LP | Rec | Yds | Avg | TD | LP |
| 2013 | 12-0 | 35 | 382 | 10.9 | 3 | 80 | 1 | 61 | 61.0 | 1 | 61 |
| 2014 | 14-2 | 172 | 990 | 5.8 | 11 | 49 | 5 | 133 | 26.6 | 2 | 52 |
| Total | 26-2 | 207 | 1,372 | 6.6 | 14 | 80 | 6 | 194 | 32.3 | 3 | 61 |

HENRY'S CAREER BESTS

Rushes 20 (twice); last vs. Missouri, 2014
 Yards 141 vs. Missouri, 2014
 Rushing Touchdowns .. 2 (three times); last vs. Missouri, 2014
 Long Play 80 vs. Arkansas, 2013
 Receptions 2 vs. Ohio State, 2014
 Receiving Yards 61 vs. Oklahoma, 2013
 Long Play 61 vs. Oklahoma, 2013
 Receiving Touchdowns .. 1 (three times); last vs. WCU, 2014



GRANT HILL
 OL
 Jr. • 6-6 • 322 • 2L
 Huntsville, Ala./
 Huntsville


OUTLOOK: Earned his first action as a true freshman at the Capstone as a reserve offensive lineman ... another year in the Alabama program could have him in position for an expanded role as a junior in 2015 ... played in 12 career games.

SOPHOMORE (2014): A reserve offensive tackle who saw time in seven games this season (FAU, Southern Miss, Florida, Texas A&M, Western Carolina, Auburn and Missouri) ... earned his most extensive playing time against the Aggies, taking over at right tackle when Austin Shepherd went down with an injury ... came on late in the second quarter and finished the game in the 59-0 win ... came off the bench for 17 snaps against Auburn and graded out at 88 percent against the Tigers.

FRESHMAN (2013): Saw his first action in the fifth game of the season against Georgia State ... played in five games: GSU, Kentucky, Arkansas, Tennessee and Chattanooga ... played significant reps at right tackle in a reserve role.

HIGH SCHOOL AND PERSONAL DATA: Arrived at the Capstone as one of the top offensive guard prospects in the nation ... member of the

2012 All-USA Football Team, chosen by *USA Today* ... a consensus four-star prospect that is rated as the nation's No. 1 offensive guard by *ESPN* ... 86th in the ESPN150 while being listed as the No. 5 player in the state of Alabama and the No. 47 player in the southeast region ... participated in the 2013 Under Armour All-American Game ... No. 2 guard in the nation according to *247Sports* and the *247Composite* while ranking third and fourth in the state, respectively ... ranked 54th nationally in the *Top247* and 60th nationally in the *247Composite* ... *Scout.com* ranked Hill as the No. 3 offensive guard and 67th in its *Scout300* ... *PrepStar* listed Hill as the No. 1 guard nationally ... a member of the *PrepStar* Dream Team as the No. 71 player in the country ... second-team All-American as an offensive lineman by *MaxPreps* ... Tom Lemming of *MaxPreps* ranked him 40th overall nationally and the No. 5 offensive tackle prospect ... *Rivals.com* rated Hill as the No. 5 offensive guard nationally and the No. 77 player in the *Rivals100* ... first-team All-State selection by the Alabama Sports Writer Association ... finalist for the ASWA 6A Lineman of the Year ... played for head coach Scott Sharp at Huntsville High School ... chose Alabama over Auburn, Georgia, Tennessee, Ole Miss, Clemson and Mississippi State.



KEITH HOLCOMBE
 LB
 Fr. • 6-4 • 223 • RS
 Tuscaloosa, Ala./
 Hillcrest

OUTLOOK: A young linebacker who will be looking to make a name for himself as a redshirt freshman in 2015.

FRESHMAN (2014): Redshirted during his first season at the Capstone.

HIGH SCHOOL AND PERSONAL DATA: Made the move about six miles up the road to The University of Alabama campus after an outstanding prep career at Hillcrest High School ... a four-star prospect who produced an outstanding senior year that saw him record 128 total tackles with 11 for loss, two sacks and an interception ... No. 9 on AL.com's 2014 A-List ... ranked the No. 21 outside linebacker nationally by *ESPN* and the No. 13 player in the state of Alabama ... rated the No. 19 all-around prep football athlete nationally by *247Sports* and the No. 9 player in the state ... the No. 32 athlete in the *247Sports* Composite rankings ... No. 281 in the *ESPN300* ... *Rivals.com* listed him as the No. 31 outside linebacker while *Scout.com* ranked him the No. 25 outside linebacker ... member of the *PrepStar* All-Southeast Region Team ... 6A All-State selection by the Alabama Sports Writers Association ... honorable mention on AL.com's 2013 Super All-State Team ... played in the 2013 Alabama-Mississippi All-Star Game ... coached by Scott Martin at Hillcrest... chose Alabama over Georgia Tech, Mississippi State, North Carolina State and Kentucky.



O.J. HOWARD
 TE
 Jr. • 6-6 • 242 • 2L
 Prattville, Ala./
 Autauga Academy

OUTLOOK: Gives Alabama a dynamic option at the tight end position ... a mismatch for most defenses in the passing game and an improved blocker ... looking for a breakout year in 2015 ... candidate for All-SEC, All-America and the Mackey Award, which goes to the nation's best tight end ... has played in 27 games with nine career starts ... caught 31 passes for 529 yards and two touchdowns.

SOPHOMORE (2014): A potent weapon at tight end for the Crimson Tide ... started three games and saw action in all 14 contests ... had 17 catches on the season for 260 yards and nine first downs ... averaged 15.3 yards per catch with six explosive receptions of 16 yards or more ... added three tackles. **Florida:** Made his first two catches of the season against the Gators ... accounted for 22 receiving yards and converted one first down. **Ole Miss:** Turned in his most productive game of the season against the Rebels ... caught three passes for 81 yards, averaging 27.0 yards per catch ... converted two first downs ... hauled in a long catch of 53 yards. **Arkansas:** Turned a short pass play into a 47-yard gain in Fayetteville for a first down and his only catch of the game. **LSU:** Was instrumental in the game-tying drive in regulation with two receptions for 12 yards, getting out of bounds both times to stop the clock ... finished with three catches for 21 yards ... hauled in a nine-yard reception for a first down earlier in the game. **Mississippi State:** Caught one pass for two yards in the Tide's 25-20 win over the Bulldogs. **Western Carolina:** Pulled in a 26-yard reception and finished with two grabs for 33 yards ... both catches converted first downs for the Crimson Tide. **Auburn:** Made one reception for 20 yards and an Alabama first down. **Missouri:** Caught two passes for 20 yards including an explosive play of 17 yards that converted an Alabama first down. **Ohio State:** Caught two passes for 14 yards.

FRESHMAN (2013): A true freshman who steadily gained knowledge and experience at tight end ... played in all 13 games, with five starts ... caught 14 passes for 269 yards and two touchdowns ... 13 of his 14 receptions converted first downs for Alabama, with eight going for 15 or more yards ... averaged a team-best 19.2 yards per catch from his tight end spot. **Virginia Tech:** Received his first action in the crimson and white ... did not have a catch but was targeted in the passing game. **Texas A&M:** Started and came up big in College Station with three catches for 68 yards ... caught passes for 27, 26 and 15 yards against the Aggies, all converting first downs. **Colorado State:** Added three more receptions for 38 yards, with a long of 23. **Ole Miss:** Started his second game of the year but did not have a reception. **Georgia State:** Started and caught one pass for 13 yards and a first down. **Kentucky:** Came off the bench to

PLAYER PROFILES

catch two passes for 37 yards, including a long of 25 yards. **Arkansas:** Caught his first career touchdown on a 17-yard reception from AJ McCarron in the 52-0 win over the Hogs. **LSU:** Caught a crossing route for his only catch of the game and raced 52 yards, outrunning the LSU defense for a touchdown. **Mississippi State:** Pulled in one pass for 21 yards in the Tide's win. **Chattanooga:** Made his fifth start of the season but did not have a reception. **Auburn:** Caught two passes for 23 yards ... his 11- and 12-yard receptions both converted first downs.

HIGH SCHOOL AND PERSONAL DATA: Came to Alabama as the top tight end prospect in the class of 2013 ... participated in the 2013 Under Armour All-America Game ... arrived at Alabama as an early enrollee in January of 2013 ... was a five-star prospect and the No. 7 prospect nationally in the Rivals100 ... was the outlet's top-ranked tight end and No. 2 player in Alabama ... *247Sports* ranked Howard 20th in its Top247 with five stars while listing him as the No. 1 tight end and the No. 2 player in the state ... the *247Composite* listed him 14th nationally ... No. 14 in the Scout300 and Scout.com's top-ranked tight end ... was ranked 45th in the ESPN150, the No. 2 tight end and No. 24 in the southeast region by *ESPN* ... *Sporting News*' No. 32 player in the nation ... rated eighth nationally by *MaxPreps* (Tom Lemming) and the No. 1 tight end ... was the No. 13 player nationally by *PrepStar*, the publication's No. 1 tight end and a member of the *PrepStar* Dream Team... was a three-time first-team AISA All-State selection ... missed part of his senior year due to injury, but amassed 854 yards of total offense and 12

touchdowns ... accounted for 57 tackles on the defensive side of the ball in 2012 ... named to the Alabama Sports Writers Association Super 12 team ... AISA 2012 Lineman of the Year ... as a junior in 2011 had 11 receiving touchdowns, eight rushing scores and also threw for three TDs ... caught 41 passes for 926 yards while rushing for 487 yards ... had 89 tackles with eight sacks and three forced fumbles on defense ... as a sophomore in 2010, set the school record with 31 total touchdowns while also breaking the school's receiving records ... named the team's defensive MVP after making 89 tackles with six interceptions and four sacks ... coached by Chris Honeycutt at Autauga Academy ... chose Alabama over Florida, USC and Auburn.

HOWARD'S CAREER STATISTICS

| Year | G-S | Rec. | Yards | Avg. | TD | LP |
|-------|------|------|-------|------|----|----|
| 2013 | 13-6 | 14 | 269 | 19.2 | 2 | 52 |
| 2014 | 14-3 | 17 | 260 | 15.3 | 0 | 53 |
| Total | 27-9 | 31 | 529 | 17.1 | 2 | 53 |

HOWARD'S CAREER BESTS

Receptions 3 (four times); last at LSU, 2014
Yards 81 at Ole Miss, 2014
Long Play 53 at Ole Miss, 2014
Touchdowns 1 (twice); last vs. LSU, 2013



MARLON HUMPHREY
 DB
 Fr. • 6-1 • 192 • RS
 Hoover, Ala./
 Hoover

OUTLOOK: One of the nation's top cornerbacks in the 2014 recruiting class ... redshirted in 2014 and will be looking to make an instant impact in the Crimson Tide's defensive backfield in 2015 ... also a standout on the Alabama track and field team.

FRESHMAN (2014): Redshirted during his first season at the Capstone.

HIGH SCHOOL AND PERSONAL DATA: An Alabama legacy (Bobby Humphrey) and a consensus five-star cornerback ... first team All-USA by USA Today ... Parade All-American ... first team MaxPrep All-American ... selected to participate in the 2014 Under Armour All-America Game ... ranked the nation's No. 1 cornerback by *247Sports* and the No. 10 overall prospect in its Top247 ... the No. 3 cornerback and No. 12 player nationally in the *247Sports* Composite while ranking as the No. 1 player in Alabama in both the Top247 and the Composite ... No. 9 in the Rivals100, also the site's No. 2 cornerback and No. 1 player in Alabama ... rated 15th in the ESPN300 and fifth among cornerbacks ... No. 2 in the state and seventh in the Southeast Region by *ESPN* ... No. 30 in the Scout300 and ranked as the No. 4 cornerback ... ranked 11th nationally in the *PrepStar* Top 300 and the fourth cornerback on that list ... three-time member of the Alabama Sports Writers Association's first team 6A All-State team, while

starting for Hoover High School ... member of the 2013 AL.com Super All-State team ... No. 2 on the final AL.com 2014 A-List ... played in the 2013 Alabama-Mississippi All-Star Game ... registered 44 tackles with three interceptions and seven pass breakups as a senior ... picked off four more passes as a junior in 2012 and broke up 15 more passes that season ... totaled 33 tackles with six interceptions - three that he returned for touchdowns - and nine PBU as a sophomore in 2011 ... one of the top track athletes in the nation and the 2013 Birmingham News Metro Boys Track Athlete of the Year ... top time of 6.89 seconds in the indoor 60-meter dash, a 7.80 best in the 60-meter hurdles and a 48.11 best in the 400-meter hurdles ... has posted a 49.06 mark in the 400-meter dash and a 14.12 best in the 110-meter hurdles ... won the 110-meter hurdles (13.67) and the 400-meter hurdles (50.75) at the 2013 World Youth Track & Field Trials ... won seven Alabama state championship event titles across the indoor and outdoor track seasons in 2013 ... played for head coach Josh Niblett at Hoover, where the Bucs went 30-0 spanning his junior and senior seasons, winning back-to-back Alabama 6A State Championships ... his father Bobby Humphrey was a first team All-America running back for the Crimson Tide in 1986 and 1987 and currently ranks second in career rushing yards at the Capstone with 3,420 ... the elder Humphrey was a first-round NFL draft selection in 1989, playing three seasons for the Denver Broncos (Super Bowl participant after the 1989 season; 1990 Pro Bowl selection) and then playing in 1992 with the Miami Dolphins ... his mother Barbara (May) Humphrey set UAB's still-standing record in the outdoor 400 meters (53.30) ... chose Alabama over Florida State while also considering UCLA and Mississippi State.



DOMINICK JACKSON
 OL
 Sr. • 6-6 • 315 • 1L
 Cupertino, Calif./
 Homestead/College of
 San Mateo

OUTLOOK: Enters his senior season looking to develop a role along the Alabama offensive line that must replace three starters in 2015.


JUNIOR (2014): A junior college transfer offensive lineman who served as a valuable reserve ... played in his first game with the Crimson Tide against Florida Atlantic ... also served as a jumbo-blocking back in goal line situations ... played in eight games (FAU, Southern Miss, Florida, Ole Miss, Texas A&M, Western Carolina, Auburn and Missouri) ... saw time as a blocking back against Southern Miss, Florida and Ole Miss in goal line situations.

PREVIOUS SCHOOLS AND PERSONAL DATA: One of the top-rated junior college players at any position in the class of 2014 ... a five-star prospect by Scout.com, received four stars from the remaining services ... spent two seasons at the College of San Mateo, after a prep career



O.J. Howard

at Homestead High School in Cupertino, Calif. ... was No. 2 in the Rivals JUCO Top 50 and the site's No. 1 junior college offensive tackle ... No. 5 in the ESPN JC50 and the No. 1 tackle ... the No. 2 junior college player in the 247Sports Composite rankings and the No. 1 tackle, while ranking as the No. 9 JC player by 247Sports and the No. 3 tackle ... 247Sports also listed him as the No. 1 junior college player in California in the composite rankings ... named to the 2013 All-America Community College Football Team and received Region I All-California first-team recognition ... member of the PrepStar JUCO All-America Team ... coached by Bret Pollack at the College of San Mateo ... played three seasons at Homestead High School, where he was a standout on both lines for the Mustangs and head coach Charlie Bostic ... chose Alabama over UCLA, Arizona State, Arkansas and Florida.



EDDIE JACKSON
DB
Jr. • 6-0 • 194 • 2L
Lauderdale Lakes, Fla./
Boyd Anderson

OUTLOOK: Returned from a torn ACL in roughly five months to reclaim his starting duties at cornerback ... the junior has played in 18 career games with 15 starts ... has 60 career tackles with three tackles for loss, two interceptions, nine pass breakups, two forced fumbles, three fumble recoveries and a quarterback hurry.

SOPHOMORE (2014): Penciled in to be a starter at cornerback before tearing his ACL in spring practice ... returned to game action on Sept. 6 against FAU and started 10 of 11 games at cornerback, including nine straight ... registered 41 total tackles, including two for loss (-12 yards), one sack (-11 yards), an interception (18 yards), six pass breakups, one recovered fumble (16 yards) and two forced fumbles ... earned Alabama Defensive Player of the Week honors after the FAU and Mississippi State games. **FAU:** Tied for second on the team with four tackles ... three of his tackles were solo, including one for a loss of a yard ... also forced one fumble. **Southern Miss:** Had one solo stop against the Golden Eagles. **Arkansas:** Started and made six solo tackles ... added a sack (-11 yards). **Texas A&M:** Made this fourth start of the season and recorded two tackles in just over a half of action in a 59-0 win over the Aggies where the Tide limited the SEC's top-ranked offense to just 172 yards. **Tennessee:** Recorded four solo tackles in Knoxville ... picked up a Volunteer fumble and returned it 16 yards to set up the Crimson Tide's fourth touchdown of the first half. **LSU:** Picked off his first pass of the season and returned it 18 yards to position Alabama for a field goal at the end of the first half ... finished with five tackles, three solo, and his first pass breakup of the season. **Mississippi State:** Recorded a season-high seven tackles and a career-best three pass breakups against the No. 1 Bulldogs. **Auburn:** Made five tackles with three solo stops against the Tigers. **Missouri:** Broke up

a pass and made three total tackles with two solo stops in a 42-13 win over the Tigers to secure the SEC Championship. **Ohio State:** Started and made four solo tackles ... forced a fumble that set up a Crimson Tide touchdown and broke up one pass.

FRESHMAN (2013): Started four games at cornerback as a true freshman for Alabama and played in seven contests ... finished with 19 tackles, including 16 solo stops and one tackle for loss (3 yards) ... added an interception, a quarterback hurry and three pass breakups ... returned a fumble 35 yards against Chattanooga ... named a Special Teams Player of the Week by the Alabama coaching staff after the Arkansas game. **Colorado State:** Started against the Rams, with Deion Belue sidelined by a toe injury. **Ole Miss:** Started for the second straight week and played well against the Rebels high-powered offense ... helped the Tide post a shutout (25-0) ... made four tackles with three solo stops ... made his first career interception and broke up two other passes ... added a tackle for loss of three yards. **Georgia State:** Made two tackles and added a quarterback hurry as part of the Tide's first-team defense. **Arkansas:** Came off the bench as a reserve cornerback and earned Special Teams Player of the Week honors by the coaching staff ... had two solo tackles and recovered a fumble on kickoff coverage. **Tennessee:** Recorded one solo tackle at cornerback in the fourth quarter. **Chattanooga:** Came off the bench to see reps at cornerback ... recovered a fumble and returned it 35 yards. **Oklahoma:** Returned to the starting lineup at cornerback and made 10 tackles - nine solo - against the Sooners in the Sugar Bowl.


HIGH SCHOOL AND PERSONAL DATA: Key addition for the Crimson Tide in the secondary for the 2013 class ... a four-star prospect by ESPN and 247Sports ... ranked 157th in the Top247 and was the outlet's No. 5 athlete ... ranked as the No. 14 athlete in the 247Composite ... also ranked 21st in the state of Florida by 247Sports ... ESPN listed him as No. 54 wide receiver ... also rated as a wideout by Rivals.com where he was listed 48th ... the No. 48 wide receiver by Scout.com ... caught 37 passes for 792 yards and touchdowns on the offensive side of the ball as a senior in 2012 ... also contributed five interceptions, 66 tackles and one forced fumble on defense ... returned two interceptions for touchdowns ... coached by Wayne Blair at Boyd Anderson High School ... chose Alabama over LSU, Florida State, Arkansas and Tennessee.

JACKSON'S CAREER STATISTICS

| Year | Tackles | | | | | Fumbles | | | | | |
|-------|---------|----|----|----|------|---------|-------|----|----|-----|------|
| | G-S | TT | UT | AT | TFL | QBH | Sacks | FF | FR | PBU | INT |
| 2013 | 7-4 | 19 | 16 | 3 | 1-3 | 1 | 0-0 | 0 | 2 | 3 | 1-0 |
| 2014 | 11-11 | 41 | 32 | 9 | 2-12 | 0 | 1-11 | 2 | 1 | 7 | 1-18 |
| Total | 18-15 | 60 | 48 | 12 | 3-15 | 1 | 1-11 | 2 | 3 | 10 | 2-18 |

JACKSON'S CAREER BESTS

Tackles 10 vs. Oklahoma, 2013
Tackles for Loss 1 (three times); last at Arkansas, 2014
Yards Lost 11 at Arkansas, 2014
Sacks 1 at Arkansas, 2014
Quarterback Hurries 1 vs. Georgia State, 2013
Interceptions 1 (twice); last at LSU, 2014
Fumble Recoveries . 1 (three times); last at Tennessee, 2014
Forced Fumbles 1 (twice); last vs. Ohio State, 2014
Pass Breakups 3 vs. Mississippi State, 2014



CYRUS JONES
DB
Sr. • 5-10 • 196 • 3L
Baltimore, Md./
Gilman

OUTLOOK: Two years removed from a switch from receiver to cornerback, Jones flourished as an All-SEC performer in 2014 ... returns to anchor the position as a senior in 2015 as the Tide's most experienced corner ... will look to contend for All-SEC and All-America honors as a senior ... has played in 36 career games with 19 starts ... has 54 career tackles, five interceptions and 20 pass breakups ... added 3.5 tackles for loss (20 yards) and one sack (10 yards) ... has 551 all-purpose yards (51 receiving, 327 kickoff returns, 143 punt returns and 2 rushing).

JUNIOR (2014): Earned one of the starting jobs at cornerback with a strong fall camp and played his way into second team All-SEC recognition (*Associated Press*) ... finished with 46 tackles, two tackles for loss (-10 yards), two forced fumbles, three interceptions (27 yards) and a team-high 13 pass breakups ... forced a fumble at Ole Miss and returned it 17 yards for a touchdown ... also had four punt returns for 82 yards and four kickoff returns for 77 yards ... earned Alabama Defensive Player of the Week honors against West Virginia, No. 14 LSU and No. 1 Mississippi State. **West Virginia:** Recorded a career-high seven tackles and one pass breakup. **FAU:** Had three solo tackles, a forced fumble and a 70-yard punt return, the longest of his career. **Southern Miss:** Tallied one solo stop versus the Golden Eagles. **Florida:** Added a pair of tackles, both solo, for the Tide defense. **Ole Miss:** Proved to be a playmaker on defense against the Rebels ... punched the ball loose from a Rebel running back late in the second quarter and returned it for a 17-yard touchdown ... made three tackles from his starting cornerback spot, all solo, and broke up two passes. **Arkansas:** Registered one tackle for a loss (-9 yards) ... added a pass breakup and returned two punts for seven yards. **Texas A&M:** Notched six tackles, including four solo stops as the Tide held the Aggies 218 yards below their season average in the passing game and 393 yards off their total offensive pace. **Tennessee:** Recorded three solo tackles in a 34-20 win in Knoxville ... intercepted his first pass of the season and added a pass breakup ... also returned kickoffs in the absence of Christian Jones with three for 57 yards. **LSU:** Broke up the Tigers' fourth-down pass in overtime to secure the Crimson Tide's 20-13 come-from-behind victory ... added an assisted tackle. **Mississippi State:** Earned Defensive Player of the Week honors from the Alabama coaching staff for the second straight week ... intercepted his second pass of the season against the Bulldogs, picking off Heisman candidate Dak Prescott in the end zone in the fourth quarter ... finished with four solo tackles and two pass breakups. **Western Carolina:** Recorded four tackles with two solo stops and one pass breakup. **Auburn:** Made a career-high eight tackles, including six solo stops against the Tigers. **Missouri:** The Tigers

PROFILES

PLAYER PROFILES

rarely challenged the Tide's top cornerback ... made one tackle. **Ohio State:** Made two solo tackles while breaking up four Buckeyes' passes ... intercepted his third pass of the season and returned it 32 yards to set up an Alabama touchdown.

SOPHOMORE (2013): Moved to the defensive side of the football in 2013 and played significant minutes at cornerback ... made his first career start at cornerback against Tennessee and started five games overall ... played in 11 contests collecting 25 tackles with two interceptions and seven pass breakups ... added a sack and 1.5 tackles for loss (10 yards). **Texas A&M:** Came into the game for an injured Deion Belue and made a critical first-half interception of Johnny Manziel in the end zone ... made four solo tackles and one assisted stop in the game. **Kentucky:** Came off the bench at Kentucky to assist on one tackle.

Arkansas: Recorded his second interception of the year and had two solo tackles. **Tennessee:** Logged his first career start at cornerback and made four tackles with two solo stops and two pass breakups. **LSU:** Started for the second straight game ... had five solo tackles ... recorded his first career sack on the Tigers' last play of the game. **Mississippi State:** Equaled his season-high with five tackles, including two solo stops ... assisted on a tackle for loss and broke up a pass. **Chattanooga:** Logged one solo tackle and broke up a pass as the Tide starters played just over a half of football and helped limit the Mocs to 175 yards of offense. **Auburn:** Started and made one solo tackle. **Oklahoma:** Came off the bench to make one solo tackle and break up one pass.

FRESHMAN (2012): Played in 11 games as a true freshman, catching four passes for 51 yards ... returned 10 kicks for 250 yards ... also returned eight punts for 61 yards, with a long of 32 yards. **Florida Atlantic:** Caught one pass for 35 yards. **Missouri:** Latched onto one pass for four yards ... returned one kick for 23 yards and added a punt return for two yards. **Tennessee:** Named one of the special teams players of the week by the Alabama coaching staff ... returned one kick 27 yards ... had four punt returns for 59 yards, including a long of 32. **Mississippi State:** One of the special teams players of the week by Alabama coaching staff ... returned two kicks for 76 yards, with a long of 41 ... also returned a punt for four yards. **Texas A&M:** Returned two kicks for 35 yards against the Aggies. **Western Carolina:** Caught two passes for 12 yards and returned a punt for no gain. **Georgia:** Returned four kicks for 89 yards, including a long return of 25 yards.

HIGH SCHOOL AND PERSONAL DATA: A true athlete in every sense of the word ... clocked at 4.45 in the 40-yard dash with a 37.5-inch vertical leap ... turned in a great performance at the Under Armour All-America Game ... Parade All-American ... a five-star wide receiver by Scout.com and the No. 45 player in the nation ... a four-star prospect by Rivals.com, 247sports.com and ESPN.com ... the No. 20 player in the ESPN.com 150 and the No. 4 athlete ... also ranked No. 4 in the ESPN.com East Region and the No. 2 player in Maryland ... 247sports.com rated him as the No. 8 athlete and No. 76 in the Top247 ... also tabbed by 247sports.com as the state's No. 3 talent ... No. 79 in the Rivals100 ... Rivals.com listed him as the No. 6 athlete nationally and the third-best

player in Maryland ... a SuperPrep All-American who was ranked 46th on the publication's Elite 50 list ... the No. 3 athlete nationally by SuperPrep and the No. 4 player in Maryland ... PrepStar All-American and All-Atlantic Region choice ... 2011 Maryland Gatorade Player of the Year ... No. 76 in MaxPrep's Tom Lemming's Top 100 nationally and the No. 7 athlete ... consensus All-State player as a junior and senior ... Baltimore Sun All-Metro team in 2010 and 2011 ... played running back, slot wide receiver and cornerback at Gilman High School, where he was coached by Biff Poggi ... Baltimore Sun 2011 Metro Offensive Player of the Year ... accounted for 2,365 all-purpose yards as a senior with 24 touchdowns while recording five interceptions on the defensive side of the ball ... chose Alabama over Virginia Tech, Auburn and Ohio State.

JONES' CAREER STATISTICS

| Year | Tackles | | | | | | | Fumbles | | | | |
|-------|---------|----|----|----|--------|-----|-------|---------|----|-----|------|--|
| | G-S | TT | UT | AT | TFL | QBH | Sacks | FF | FR | PBU | Int | |
| 2012 | 11-0 | 0 | 0 | 0 | 0-0 | 0 | 0-0 | 0 | 0 | 0 | 0-0 | |
| 2013 | 11-5 | 25 | 18 | 7 | 1.5-10 | 0 | 1-10 | 0 | 0 | 5 | 2-1 | |
| 2014 | 14-14 | 46 | 36 | 10 | 2.0-10 | 0 | 0-0 | 2 | 1 | 13 | 3-27 | |
| Total | 36-19 | 71 | 54 | 17 | 3.5-20 | 0 | 1-1.0 | 2 | 1 | 18 | 5-26 | |

RECEIVING

| Year | G-S | No. | Yards | Avg. | TD | LP |
|-------|------|-----|-------|------|----|----|
| 2012 | 11-0 | 4 | 51 | 12.8 | 0 | 35 |
| Total | 11-0 | 4 | 51 | 12.8 | 0 | 35 |

PUNT RETURNS

| Year | G | No. | Yards | Avg. | TD | LP |
|-------|----|-----|-------|------|----|----|
| 2012 | 11 | 8 | 61 | 7.6 | 0 | 32 |
| 2013 | 11 | 0 | 0 | 0 | 0 | 0 |
| 2014 | 13 | 4 | 82 | 20.5 | 0 | 70 |
| Total | 35 | 12 | 143 | 11.9 | 0 | 70 |

KICKOFF RETURNS

| Year | G | No. | Yards | Avg. | TD | LP |
|-------|----|-----|-------|------|----|----|
| 2012 | 11 | 10 | 250 | 25.0 | 0 | 41 |
| 2013 | 11 | 0 | 0 | 0 | 0 | 0 |
| 2014 | 13 | 4 | 77 | 19.2 | 0 | 20 |
| Total | 35 | 14 | 327 | 23.4 | 0 | 41 |

JONES' CAREER BESTS

| | |
|----------------------|--|
| Tackles | 8 vs. Auburn, 2014 |
| Tackles for Loss | 1 (twice); last at Arkansas, 2014 |
| Yards Lost | 10 vs. LSU, 2013 |
| Sacks | 1 vs. LSU, 2013 |
| Pass Breakups | 4 vs. Ohio State, 2014 |
| Interceptions | 1 (four times); last vs. Mississippi St., 2014 |
| Forced Fumble | 1 (twice); last at Ole Miss, 2014 |
| Touchdowns | 1 at Ole Miss, 2014 |
| Receptions | 2 vs. Western Carolina, 2012 |
| Receiving Yards | 35 vs. Florida Atlantic, 2012 |
| Long Reception | 35 vs. Florida Atlantic, 2012 |
| Punt Returns | 4 at Tennessee, 2012 |
| Punt Return Yards | 70 vs. FAU, 2014 |
| Long Punt Return | 70 vs. FAU, 2014 |
| Kickoff Returns | 4 vs. Georgia, 2012 |
| Kickoff Return Yards | 89 vs. Georgia, 2012 |
| Long Kickoff Return | 41 vs. Mississippi State, 2012 |



HOOTIE JONES

DB

So. • 6-2 • 219 • 1L

Monroe, La./
Neville

OUTLOOK: Gained valuable experience playing in seven games as a true freshman in 2014 ... will battle for one of the starting jobs at safety as a sophomore in 2015 after the departure of Landon Collins and Nick Perry.

FRESHMAN (2014): Played in seven games off the bench as a true freshman ... had two tackles on the season. **FAU:** Made his first appearance in the crimson and white. **Southern Miss:** Recorded one tackle in the win over the Golden Eagles. **Texas A&M:** Came off the bench to record one assisted tackle in the second half.



Cyrus Jones

HIGH SCHOOL AND PERSONAL DATA:

Arrived in Tuscaloosa as one of the top safety prospects in the 2014 recruiting class ... a consensus four-star defensive back who is one of three players from Monroe, La., that joined the Crimson Tide in 2014 (along with Cam Robison and Cameron Sims) ... selected to participate in the 2014 Under Armour All-America Game ... an early enrollee who began classes at the Capstone in January of 2014 ... ranked the No. 3 safety by ESPN and the No. 27 player in the ESPN300 ... also ranked by ESPN as the fifth-best player in Louisiana and the 15th prospect in the Southeast Region ... the No. 4 safety and No. 50 player in the 247Sports Composite rankings while checking in as the No. 8 safety and No. 111 prospect in the Top247 ... rated the No. 4 safety by Rivals and No. 42 in the Rivals100 while also ranking as the No. 5 player from the state of Louisiana ... Scout.com ranked him the No. 6 safety and the 70th-best player in the Scout300 ... five-star member of the PrepStar Top 150 Dream Team ... ranked the No. 37 player in the class of 2014 and the No. 7 defensive back ... a 2012 and 2013 honorable mention selection to the Louisiana Sports Writers 4A All-State team ... coached by Mickey McCarty at Neville High School ... chose Alabama over LSU, Ole Miss, Oregon, Arkansas, Stanford and Tennessee.

JONES' CAREER STATISTICS

| Year | Tackles | | | | | Fumbles | | | | | |
|------|---------|----|----|----|-----|---------|-------|----|----|-----|-----|
| | G-S | TT | UT | AT | TFL | QBH | Sacks | FF | FR | PBU | INT |
| 2014 | 7-0 | 2 | 0 | 2 | 0-0 | 0 | 0-0 | 0 | 0 | 0 | 0-0 |

JONES' CAREER BESTS

Tackles 1 (twice); last vs. Texas A&M, 2014



TYREN JONES
RB
So. • 5-9 • 212 • 1L
Marietta, Ga./Walton

OUTLOOK: A talented running back who provided the Crimson Tide a spark off the bench in 2014 and looks to expand his role in 2015 ... played in 11 games with 224 rushing yards and two touchdowns.

REDSHIRT FRESHMAN (2014): Running back who developed a role in Alabama's rotation ... appeared in 11 games for the Crimson Tide in a reserve role and on the punt coverage team ... recorded the first touchdown of his career late in the Southern Miss game and had two for the season ... had 36 carries for 224 yards on the year ... averaged 6.2 yards per rush. **FAU:** Added 33 yards on four carries. **Southern Miss:** Had seven rushes for 57 yards and a touchdown ... recorded a career-long 22-yard run. **Florida:** Registered two carries in the win over the Gators. **Texas A&M:** Came into the game in the second half and rushed nine times for 34 yards ... had one explosive rush of 12 yards. **Western Carolina:** Notched a season-best 75 yards rushing on a career-high 11 carries for a

6.8 yards per carry average ... scored his second touchdown on a seven-yard run in the second quarter ... caught one pass for minus-one yard. **Missouri:** Ran for 26 yards on three carries with a long of 14 yards in fourth-quarter action.

FRESHMAN (2013): Redshirted during his first season at The University of Alabama.


HIGH SCHOOL AND PERSONAL DATA: One of the more productive running backs in the class of 2013 ... participated in the 2013 U.S. Army All-America Bowl ... consensus four-star prospect ... ranked 63rd in the ESPN 150 and the network's No. 8 running back ... rated by ESPN as the No. 9 player in Georgia and the No. 34 player in the Southeast ... 64th in the Top247 and the site's No. 6 running back nationally ... in the 247Composite, ranked 66th nationally, eighth at running back and sixth in Georgia ... Rivals.com rated him the No. 11 running back and 79th in the Rivals100 ... Rivals.com also listed him as the No. 5 player in the state of Georgia ... the No. 91 player nationally by Scout.com and the No. 15 running back ... a member of the PrepStar Dream Team as the No. 62 player nationally and the No. 9 running back ... Tom Lemming of MaxPreps ranked him the No. 5 running back nationally and the No. 79 overall recruit ... rushed for 1,845 yards (6.46 yards per carry) and 18 touchdowns as a senior in 2012 ... second team All-State selection in Class AAAAAA by the Georgia Sports Writers Association ... earned first team GSWA All-State honors and was named the AAAAAA Offensive Player of the Year as a junior in 2011 ... rushed for 2,375 yards and 33 touchdowns in 2011 while catching 15 passes for 205 yards and two more scores ... also scored twice on returns while totaling over 400 return yards ... coached by Rocky Hildalgo at Walton High School ... chose Alabama over Georgia, Auburn, Clemson, Florida, Oklahoma State, Tennessee and North Carolina.

JONES' CAREER STATISTICS

| Year | Rushing | | | | | Receiving | | | | | |
|------|---------|-----|-----|------|----|-----------|-----|-----|------|----|----|
| | G-S | Att | Yds | Avg. | TD | LP | No. | Yds | Avg. | TD | LP |
| 2014 | 11-0 | 36 | 224 | 6.2 | 2 | 22 | 1 | -1 | -1.0 | 0 | -1 |

JONES' CAREER BESTS

Rushes 11 vs. WCU, 2014
Yards 75 vs. WCU, 2014
Long Play 22 vs. Southern Miss, 2014
Rushing Touchdown 1 (three times); last vs. WCU, 2014



WALKER JONES
LB
So. • 6-2 • 240 • 1L
Germantown, Tenn./Evangelical Christian

OUTLOOK: Continues a long line of Jones brothers playing football at Alabama ... a linebacker who begins his third season in the program and should provide depth to the

Crimson Tide's linebacker corps while working for a role in the defense and on special teams.

REDSHIRT FRESHMAN (2014): Played in one game for the Crimson Tide against Western Carolina.

FRESHMAN (2013): Redshirted during his first season at The University of Alabama.

HIGH SCHOOL AND PERSONAL DATA: Continued a family tradition, by inking his scholarship papers with the Crimson Tide, joining brothers Barrett and Harrison as Alabama football players ... a middle linebacker and running back in high school who projected to the defensive side of the football at Alabama ... ESPN rated him as the No. 26 inside linebacker nationally and No. 11 in the state of Tennessee ... the No. 8 prospect in the state by CBSSports.com ... Rivals.com ranked him as the No. 22 linebacker and 11th in Tennessee ... ranked 40th at his position by Scout.com ... Tom Lemming of MaxPreps rated him the nation's No. 25 inside linebacker ... invited to play in both the Offense-Defense All-America Bowl and the Semper Fidelis All-America Bowl (unable to play due to basketball) ... earned All-State honors from both the Tennessee Sports Writers Association and TNVarsity.com in both 2011 and 2012 ... PrepStar All-Southeast Region selection and the publication's No. 18 outside linebacker ... Memphis Commercial Appeal Best of Preps in 2010, 2011 and 2012 ... a finalist for Tennessee Mr. Football in 2012 when he captained Evangelical Christian to a state runner-up finish ... All-Region selection in his final three seasons and the Region Defensive MVP in 2011 ... set the school record for most tackles in a season and in a career ... led team in tackles as a sophomore, junior and senior ... scored 15 rushing touchdowns in 2011 and 10 in 2012 ... Southern Prep Stars top linebacker in 2012 ... helped lead his team to the state championship on the basketball court in 2010 ... father, Rex, played basketball for Alabama ... joined brother, Harrison, at the Capstone ... oldest brother, Barrett, started on three Crimson Tide National Championship teams (2009, 2011 and 2012) ... coached by Geoff Walters at Evangelical Christian School ... chose Alabama over Tennessee, Arkansas, Nebraska, Vanderbilt and Mississippi State.

PROFILES

PLAYER PROFILES



RYAN KELLY

OL

Sr. • 6-5 • 297 • 3L

West Chester, Ohio/
Lakota West

70

OUTLOOK: A two-year starter at center who returns for his senior season at the Capstone ... a leading candidate for the Rimington Trophy, which is annually presented to the nation's most outstanding center ... will make all of the calls and provide stability to an offensive line that must replace three starters departed for the NFL ... has played in 31 career games with 21 starts ... will compete for All-SEC and All-America honors in the middle of the Tide's offensive line in 2015.

JUNIOR (2014): A second-year starter at center who made all calls and anchored the Crimson Tide's offensive line ... a member of the Rimington Trophy watch list ... started 12 games at center and helped lead an offensive line that averaged 206.6 yards rushing per game, which ranked seventh in the SEC and 30th nationally ... the line surrendered just 16 sacks on the season to rank second in the SEC and 14th nationally (1.14 per game) ... blocked for 484.5 yards of total offense per game (third in the SEC and 17th nationally) ... missed just seven assignments in 806 snaps on the year for a 99.1 percent success rate ... did not allow a sack ... blocked for six 100-yard rushers in 2014 and 16 in his starting career ... selected as Alabama's Offensive Player of the Week at Tennessee and against Western Carolina. **West Virginia:** Opened holes for two 100-yard rushers as T.J. Yeldon went for 126 yards and two touchdowns and Derrick Henry added 113 yards and one score ... blocked for 538 yards of total offense with no sacks allowed. **FAU:** Graded out at a

team-best 93 percent with one knockdown block and no missed assignments ... opened holes for 190 yards on the ground while providing time for 430 yards through the air, which is the second-most yards in school history ... did not allow a sack in 38 pass attempts. **Southern Miss:** Did not miss an assignment and helped the Tide roll up 333 yards on the ground and 546 yards of total offense ... had two knockdown blocks. **Florida:** Blocked for the second-most yards in school history as the Crimson Tide compiled 672 total yards, including 449 in the air and 223 on the ground ... blocked for his third 100-yard rushing game of the season as Henry gained 111 yards on 20 carries ... had two knockdown blocks and played 90 snaps. **Ole Miss:** Helped Alabama rush for 168 yards and pass for 228 in a loss at Ole Miss ... left the game in the second quarter with a sprained knee. **Tennessee:** Returned to the starting lineup after missing two weeks with a knee injury ... graded out at a team-high 89 percent and added two knockdown blocks ... earned Offensive Player of the Week honors from the Tide coaching staff. **LSU:** Recorded two knockdown blocks and graded out at 92 percent as Alabama drove for the game-tying field goal with 50 seconds remaining and won in overtime ... did not allow a sack. **Mississippi State:** Graded out at 88 percent with one knockdown block ... opened holes against one of the stoutest defensive lines in the nation in the No. 1 Bulldogs ... did not allow a sack and helped open numerous rushing lanes on the game-clinching drive in the fourth quarter that ended with a seven-yard touchdown run by T.J. Yeldon. **Western Carolina:** Helped open holes for 275 yards on the ground ... provided time for 337 yards passing while not allowing a sack ... had two knockdown blocks and graded out at 92 percent ... named Alabama's Offensive Player of the Week. **Auburn:** Graded out at 88 percent and helped open holes and provide time for 539 yards of total offense, including 227 yards on the ground. **Missouri:** Opened holes for 242 rushing yards, including 141 by Henry ... provided time for 262 passing yards and 504 yards of total offense, the most allowed by the Tigers' defense in 2014. **Ohio State:** Graded out at a team-high

87 percent with no missed assignments ... did not allow a sack and provided time for 407 yards of total offense.

SOPHOMORE (2013): Took over the starting duties at center for departed All-American Barrett Jones ... started nine games and was responsible for line calls and adjustments along an offensive front that ranked 23rd nationally and fourth in the SEC for fewest sacks allowed per game (1.31) ... blocked for 205.6 yards per game on the ground (25th nationally and fourth in the SEC) while helping account for 248.5 yards through the air for 454.1 yards of total offense (33rd nationally) that ranked as the second-most in a single season in Alabama history. **Virginia Tech:** Made his first career start. **Texas A&M:** Helped the offensive line establish an identity as the Tide rushed for 234 yards and passed for 334 yards ... recorded one knockdown block. **Colorado State:** Provided time for AJ McCarron to complete 77 percent of his passes for 258 yards. **Ole Miss:** Played most of the first half before suffering a stretched MCL. **Tennessee:** Returned to the starting lineup and helped the Crimson Tide rush for 204 yards while providing time for McCarron to throw for 275. **LSU:** Helped open holes for 133 yards on the ground by T.J. Yeldon and 193 total rushing yards against the Tigers ... did not allow a sack. **Mississippi State:** Part of line that cleared a path for 160 yards rushing by Yeldon ... did not allow a sack. **Chattanooga:** Helped open holes for 435 yards of offense including 251 yards on the ground ... graded out at 93 percent. **Auburn:** Injured his knee in practice leading up to the game and did not play. **Oklahoma:** Graded out as the Tide's best offensive lineman against the Sooners at 90 percent with a knockdown block and no sacks allowed.

REDSHIRT FRESHMAN (2012): Came off the bench to play in 10 games at center ... named to the SEC All-Freshman team.

FRESHMAN (2011): Redshirted during his initial season at the Capstone.

HIGH SCHOOL AND PERSONAL DATA: One of the country's most versatile offensive line prospects, with impressive strength and athleticism who could possibly play all five positions ... a consensus four-star prospect and a big pickup for the Crimson Tide out of the state of Ohio ... was selected as an Under Armour All-American, but unable to play in the game coming off of a knee injury ... ranked the nation's No. 2 center by Scout.com ... ESPN listed him as the No. 4 center in the country while Rivals.com had him ranked sixth at center and the No. 15 overall prospect in the state of Ohio ... suffered a torn ACL in 2010, forcing him to miss time, but still was named third-team Division I All-Ohio ... was a first team all-conference and all-city selection on the offensive line as a junior in 2009 ... SuperPrep ranked him as the No. 42 player in Ohio ... selected Alabama over offers from Florida, Florida State, Michigan and Tennessee.



Ryan Kelly



DEREK KIEF
WR
Fr. • 6-4 • 198 • RS
Cincinnati, Ohio/
La Salle
81

OUTLOOK: A long and rangy receiver who will look to develop a role in the Tide's deep and talented pool of young wideouts in 2015.

FRESHMAN (2014): Redshirted during his first season at the Capstone.

HIGH SCHOOL AND PERSONAL DATA: A tall and athletic wide receiver out of Cincinnati's La Salle High School ... a four-star prospect who was ranked the No. 26 wide receiver nationally and sixth-best prospect in the state of Ohio by ESPN ... No. 199 in the ESPN300 and the No. 23 player in the Midwest Region ... ranked 157th in the 247Sports Top247 and listed as the No. 24 wide receiver prospect and the No. 7 player in the state ... the 247Composite rated him as the No. 32 wide receiver, No. 8 in Ohio and No. 221 overall ... No. 41 wide receiver by Scout.com and No. 223 in the Scout300 ... the No. 74 wide receiver by Rivals.com and No. 33 player in Ohio ... four-star member of the PrepStar Top 300 All-America Team, ranking as the No. 38 wide receiver in the class of 2014 and No. 234 overall ... finished his career at La Salle ranked first in career receptions (155), receiving yards (2,105) and receiving touchdowns (23) while his 65 receptions in 2012 and 12 catches in 2012 vs. rival Moeller also are school records hauled in 46 catches for 586 yards and seven touchdowns as a senior at La Salle ... produced his best numbers as a junior in 2012, with 65 catches for 907 yards and nine scores after snagging 44 balls for 612 yards and seven TDs in 2011 ... earned special mention on the 2012 and 2013 Associated Press All-Ohio Division II Football Team as well as All-District honors ... coached by Nate Moore at La Salle ... chose Alabama over Ohio State and Kentucky.



KORREN KIRVEN
DL/OL
Jr. • 6-4 • 300 • 2L
Lynchburg, Va./
Brookville
78

OUTLOOK: Enters the 2015 campaign pushing for an expanded role in the Alabama defense ... played in eight career games as a reserve nose tackle, making five total tackles.

SOPHOMORE (2014): Played in three games with one assisted tackle ... saw action against Florida Atlantic, Texas A&M and Auburn.

REDSHIRT FRESHMAN (2013): A reserve defensive lineman who played on the interior ... saw action in five games: Georgia State, Kentucky, Arkansas, Tennessee and Chattanooga ... finished the year with four tackles, including two solo stops and one quarterback hurry.

FRESHMAN (2012): Redshirted during his first season at the Capstone.

HIGH SCHOOL AND PERSONAL DATA: A signing day pickup for Alabama ... an elite defensive line prospect who played in the Under Armour All-America Game ... No. 100 in the ESPNU 150 and the eighth-best defensive tackle ... ESPNU rated him as the No. 2 player in the state of Virginia and the No. 12 player in the ESPNU East Region ... 247sports.com had slotted him as the No. 6 player in Virginia and No. 15 defensive tackle while ranking him No. 189 in the Top247 ... Scout.com also listed him as the 15th-best defensive tackle ... Rivals.com had him at No. 206 in the Rivals250, the No. 16 defensive tackle and No. 7 in Virginia ... a SuperPrep All-American and the publication's No. 35 defensive line prospect and No. 8 player in Virginia ... PrepStar All-American and All-Atlantic Region choice ... first team All-State as a senior, after accounting for 15 sacks ... coached by Jeff Woody at Brookville High School ... helped the Bees win the Virginia AA Division 3 State Championship... chose Alabama over Virginia Tech and Tennessee.

KIRVEN'S CAREER STATISTICS

| Year | Tackles | | | | | Fumbles | | | | | |
|-------|---------|----|----|----|-------|---------|-------|----|----|-----|-----|
| | G-S | TT | UT | AT | TFL | QBH | Sacks | FF | FR | PBU | Int |
| 2013 | 5-0 | 4 | 2 | 2 | 0.0-0 | 1 | 0.0-0 | 0 | 0 | 0 | 0-0 |
| 2014 | 3-0 | 1 | 0 | 1 | 0.0-0 | 0 | 0.0-0 | 0 | 0 | 0 | 0-0 |
| Total | 8-0 | 5 | 2 | 3 | 0.0-0 | 1 | 0.0-0 | 0 | 0 | 0 | 0-0 |

KIRVEN'S CAREER BESTS

Tackles 2 vs. Georgia State, 2013
Quarterback Hurries 1 vs. Arkansas, 2013



DARREN LAKE
DL
Jr. • 6-3 • 315 • 3L
York, Ala./
Sumter Central
95

OUTLOOK: A three-year letterman at nose tackle for Alabama ... backed up Brandon Ivory in 2013 and 2014 and will battle for an increased role along the Crimson Tide defensive front in 2015 ... has played in 29 career games at the Capstone with 23 total tackles and one tackle for loss.

JUNIOR (2014): Reserve nose tackle who was a key to the Crimson Tide's run-stopping defense ... made his Crimson Tide debut against Southern Miss and played extensively at Arkansas while seeing action against Texas A&M, LSU, Mississippi State, Western Carolina, Auburn and Missouri ... had five assisted tackles on the season and one quarterback hurry. **Arkansas:** Made one assisted tackle while helping limit the Hogs to only 89 yards rushing. **Texas A&M:** Notched one tackle in a 59-0 win over the Aggies. **LSU:** Recorded a season-high three tackles with two solo stops against the Tigers' run-heavy offense. **Auburn:** Had one quarterback hurry in a 55-44 win over the Tigers.

SOPHOMORE (2013): The Crimson Tide's backup nose guard ... a regular in the defensive line rotation ... played in all 13 games, making 15 tackles. **Virginia Tech:** Came off the bench to record an assisted tackle in 35-10 victory. **Colorado State:** Made one solo stop in the home opener against the Rams. **Georgia State:** Assisted on one tackle in the 45-3 win. **Kentucky:** Registered a career-high five tackles against the Wildcats, including four solo stops. **Arkansas:** Recorded three tackles with two solo stops in shutout of the Razorbacks. **Mississippi State:** Made two assisted tackles as the Tide limited the Bulldogs to 53 yards rushing. **Chattanooga:** Registered two total tackles with one solo stop.

FRESHMAN (2012): Played in eight games as a true freshman, totaling three tackles ... had one tackle for a loss (-3 yards). **Florida Atlantic:** Assisted on one tackle against the Owls. **Mississippi State:** Assisted on one tackle in the SEC divisional win. **Auburn:** Registered one tackle for a loss in the shutout win against Auburn.

HIGH SCHOOL AND PERSONAL DATA: A massive defensive line prospect who was rated 184th in MaxPreps Tom Lemming's Top 200 and the No. 12 defensive tackle ... three-star defensive lineman by Rivals.com, Scout.com, 247sports.com and ESPNU ... Scout.com ranked him as the nation's No. 24 defensive tackle prospect ... Rivals.com rated him No. 20 among players in the state of Alabama ... ESPNU considered him the No. 54 defensive tackle, 317th among players in the Southeast and No. 28 in Alabama ... 247sports.com ranked him as the No. 38 defensive tackle and the No. 17

PROFILES

PLAYER PROFILES

prospect in Alabama ... No. 16 on *Mobile Press-Register's* 2012 Elite 18 ... *SuperPrep* rated him as the No. 19 player in the state ... *PrepStar* All-Southeast Region selection ... had 48 tackles with five sacks, two forced fumbles, one pass breakup and one safety in 2011 ... earned first team Alabama Sports Writers Association 4A All-State honors as a senior ... coached by Andre Pickering at Sumter County High School ... chose Alabama over Tennessee.

LAKE'S CAREER STATISTICS

| Year | Tackles | | | | | Fumbles | | | | | | |
|-------|---------|----|----|----|-----|---------|-------|----|-----|-----|-----|--|
| | G-S | TT | UT | AT | TFL | QBH | Sacks | FF | FR | PBU | INT | |
| 2012 | 8-0 | 3 | 1 | 2 | 1-1 | 0 | 0-0 | 0 | 0-0 | 0 | 0-0 | |
| 2013 | 13-0 | 15 | 8 | 7 | 0-0 | 0 | 0-0 | 0 | 0-0 | 0 | 0-0 | |
| 2014 | 8-0 | 5 | 2 | 3 | 0-0 | 1 | 0-0 | 0 | 0-0 | 0 | 0-0 | |
| Total | 29-0 | 23 | 11 | 12 | 1-1 | 1 | 0-0 | 0 | 0-0 | 0 | 0-0 | |

LAKE'S CAREER BESTS

Tackles 5 at Kentucky, 2013
Tackles For Loss 1 vs. Auburn, 2012
Yards Lost 1 vs. Auburn, 2012



DILLON LEE
 LB
 Sr. • 6-4 • 242 • 3L
 Buford, Ga./
 Buford

OUTLOOK: Versatile linebacker who has filled roles and several positions in the Alabama linebacker corps over the past three seasons while also playing on several special teams' units ... can play inside or outside the Crimson Tide defensive scheme ... could challenge for a starting job in 2015 ... played in 35 career games with one start ... has 41 tackles, one interception, a fumble return for a touchdown and two quarterback hurries.

JUNIOR (2014): A reserve outside linebacker who also moved inside as well in the Alabama defense ... a stalwart on special teams ... played in 14 games with one start ... finished with 24 tackles (10 solo) while tying for the team lead in special teams tackles with 12. **FAU:** Had three tackles (one solo) in win over the Owls. **Arkansas:** Started his first game of the season and recorded a then career-high four tackles (three solo) as the Tide held the Razorbacks to 89 yards rushing. **Texas A&M:** Recorded a career-high six tackles and helped limit the SEC's top-ranked offense to 172 yards, including just 31 yards rushing. **Tennessee:** Made two solo tackles for the Crimson Tide in a 34-20 win in Knoxville. **LSU:** Registered two assisted tackles against the Tigers. **Mississippi State:** Recorded three assisted special teams tackles in the 25-20 victory over the No.1 Bulldogs. **Western Carolina:** Made two tackles with one on special teams ... both were solo tackles. **Auburn:** Had one solo tackle on kickoff coverage in the Tide's Iron Bowl win. **Missouri:** Had one special teams tackle.

SOPHOMORE (2013): A reserve outside linebacker and starter on several special teams units ... played in all 13 games ... recovered

a blocked punt against Colorado State and returned it for a touchdown ... his 17 tackles included eight on special teams (seven on kickoff and one on punt coverage) ... named the Alabama Special Teams Player of the Week for the Ole Miss, Georgia State and Tennessee games. **Virginia Tech:** Credited with one tackle in win over the Hokies. **Texas A&M:** Made two tackles in win over the No. 6 Aggies. **Colorado State:** Recovered a blocked punt and returned it 15 yards for a touchdown. **Ole Miss:** Registered two tackles on kickoff coverage against the Rebels ... recorded a big hit on his solo stop and was named the Special Teams Player of the Week. **Georgia State:** Was the Special Teams Player of the Week for the second straight game after recovering a fumble on kickoff coverage and returning it six yards ... had three assisted tackles against the Panthers. **Kentucky:** Assisted on one tackle. **Arkansas:** Made two tackles off the bench at linebacker against the Hogs, while adding two quarterback hurries ... had a crushing second-half hit (a split-second after the quarterback released the ball) that forced an incompleteness in the end zone. **Tennessee:** Named an Alabama Special Teams Player of the Week ... made three solo tackles, with one on kickoff coverage and two as a reserve linebacker. **Mississippi State:** Made one tackle as a reserve linebacker. **Auburn:** Recorded one solo tackle on kickoff coverage.

FRESHMAN (2012): Played in eight games as a true freshman, primarily on kickoff coverage. **Michigan:** Made one solo tackle and picked off a pass, in his collegiate debut at Cowboys Stadium in Arlington, Texas, against the Wolverines.

HIGH SCHOOL AND PERSONAL DATA: An early enrollee ... was clocked at 4.6 in the 40-yard dash and boasted a vertical of 35.5 inches ... a unanimous four-star prospect in the four recruiting services ... ranked 59th in the *ESPNU* 150 ... the sixth-ranked outside linebacker by *ESPNU* and the No. 5 player in Georgia ... *ESPNU* also listed him as the No. 29 player in the Southeast ... No. 105 in the *Rivals*250 and the website's No. 3 outside linebacker as well as the No. 9 prospect in the state of Georgia ... *Scout.com* rated him as the nation's No. 4 middle linebacker while *247sports.com* listed him at No. 150 in the Top247 ... the No. 12 outside linebacker by *247sports.com* and the 13th-ranked player in Georgia ... Georgia Sports Writers Association AA All-State selection ... No. 41 in *Mobile Press-Register's* Super Southeast 120 ... a *SuperPrep* All-American and the publication's No. 7 linebacker ... also listed as the No. 5 player in Georgia by *SuperPrep* ... member of *Atlanta Journal-Constitution* Super 11 and *Gwinnett Daily Post* Super Six ... No. 146 in Tom Lemming's *MaxPreps* Top 200 and the No. 7 inside linebacker ... *PrepStar* All-American and All-Southeast Region choice ... *MaxPreps* Small School All-American ... led a Buford defense that allowed just 7.3 points per game ... had 84 tackles with 17 tackles for loss, nine sacks, five interceptions and a fumble recovery in 2010 ... also played tight end for Buford ... brother Dallas is an offensive lineman at Georgia ... coached by Jess Simpson at Buford High School, which won four straight Georgia State Championships from 2007-2010 ... chose Alabama over Florida State, Florida, Auburn and Clemson.

LEE'S CAREER STATISTICS

| Year | Tackles | | | | | | Fumbles | | | | |
|-------|---------|----|----|----|-----|-----|---------|----|-----|-----|-----|
| | G-S | TT | UT | AT | TFL | QBH | Sacks | FF | FR | PBU | INT |
| 2012 | 8-0 | 1 | 1 | 0 | 0-0 | 0 | 0-0 | 0 | 0-0 | 0 | 1 |
| 2013 | 13-0 | 16 | 7 | 9 | 0-0 | 2 | 0-0 | 0 | 1-6 | 0 | 0 |
| 2014 | 14-1 | 24 | 10 | 14 | 0-0 | 0 | 0-0 | 0 | 0-0 | 0 | 0 |
| Total | 35-1 | 41 | 18 | 23 | 0-0 | 2 | 0-0 | 0 | 1-6 | 0 | 1 |

LEE'S CAREER BESTS

Tackles 6 vs. Texas A&M, 2014
Quarterback Hurries 2 vs. Arkansas, 2013
Fumble Recoveries 1 vs. Georgia State, 2013
Interceptions 1 vs. Michigan, 2012



ISAAC LUATUA
 OL
 Sr. • 6-2 • 315 • 2L
 La Mirada, Calif./
 La Mirada

OUTLOOK: A powerful offensive lineman who will be looking to earn playing time for the Crimson Tide in 2015 on the interior of the offensive line ... has played in 14 career games.

JUNIOR (2014): A powerful offensive lineman who was a valuable reserve on the interior of the offensive line ... played in six games, coming off the bench at guard against Florida Atlantic, Southern Miss, Florida, Texas A&M, Western Carolina and Missouri.

SOPHOMORE (2013): Earned playing time in eight games as a backup guard on the Crimson Tide's offensive line ... saw action against: Virginia Tech, Colorado State, Ole Miss, Georgia State, Kentucky, Arkansas, Tennessee and Chattanooga.

REDSHIRT FRESHMAN (2012): Did not see action during his redshirt freshman season ... was a productive member of the Crimson Tide scout teams.

FRESHMAN (2011): Redshirted during his first year at the Capstone.

HIGH SCHOOL AND PERSONAL DATA: An outstanding offensive line prospect who is a powerful-run blocker and was ranked as both a center and guard by recruiting publications coming out of high school ... *Rivals.com* listed him as a center and rated him 10th nationally while both *ESPNU* and *Scout.com* ranked him as the No. 18 offensive guard nationally ... participated in the All-America Bowl in Myrtle Beach, S.C., following his senior season ... the No. 35 player in California by *SuperPrep* ... first team All-State selection by *SectionSports.com* while also being represented on the *SectionSports.com* All-Southern California team ... *SuperPrep* ranked him as the No. 45 player in the state of California ... chose Alabama over offers from Arkansas, UCLA, Boston College, Connecticut, Minnesota, Syracuse, Washington State and Tennessee.



COLE MAZZA
SN
Jr. • 6-2 • 240 • 2L
55
Bakersfield, Calif./ Liberty

OUTLOOK: A two-year starter at long snapper who returns in 2015 to help solidify the Alabama special teams ... started all 27 games of his Crimson Tide career ... perfect on 267 career snaps (95 punts, 130 extra points and 42 field goals).

SOPHOMORE (2014): Started all 14 games in 2014 and 27 straight over his first two seasons ... perfect on 142 snapping opportunities as a sophomore, including 65 extra points, 22 field goals and 55 punts ... had four tackles on the season with one against Texas A&M and a career-best three at LSU.

FRESHMAN (2013): Started all 13 games at long snapper as a true freshman ... did not have a failed snap in 125 attempts ... was good on 40 punting snaps, 20 field goal attempts and 65 extra point tries.

HIGH SCHOOL AND PERSONAL DATA: Proved to be one of the best long snappers in the country and that was a priority for the Crimson Tide, faced with the departure of three-year starter Carson Tinker ... earned a five-star ranking as a sophomore in high school at the Rubio Long Snapping Camp ... the nation's No. 1 long snapper by 247Sports and the No. 1 long snapper nationally in the 247Composite ... ESPN ranked Mazza as the No. 3 long snapper in the country ... three-star prospect by Rivals.com and the No. 11 snapper ... three-star prospect by PrepStar and the No. 8 long snapper nationally ... also served as the starting center for head coach Tony Mills at Liberty High School in Bakersfield, Calif. ... chose Alabama over UCLA, Washington State and Utah.




CHRISTIAN MILLER
LB
Fr. • 6-4 • 213 • RS
34
Columbia, S.C./ Spring Valley

OUTLOOK: Begins his second season at the Capstone after redshirting in 2014 to add muscle and gain experience ... will look to earn a role at outside linebacker for the Crimson Tide in 2015.

FRESHMAN (2014): Redshirted during his first season at the Capstone.

HIGH SCHOOL AND PERSONAL DATA: Joined the Crimson Tide's 2014 recruiting class as one of the top outside linebackers in the nation and an elite pass rusher ... Parade Magazine All-American ... a five-star prospect who participated in the Under Armour All-America Game ... invited to "The Opening" on the Nike campus in Oregon ... first team MaxPreps 2013 All-American and second team All-USA by USA Today ... 247Sports Class of 2014 All-American for 2013 ... No. 14 prospect in the 247Sports Top247, the No. 3 outside linebacker and No. 1 player in the state of South Carolina ... ranked 39th overall in the 247Sports Composite, the No. 3 OLB and No. 1 player in the state ... ESPN rated him as the No. 1 outside linebacker in the class and top-ranked player in the state as well as the No. 28 player in the southeast ... 48th in the ESPN300 ... No. 3 outside linebacker by Rivals.com and the No. 65 player in the Rivals100 while also ranking as the top prospect in South Carolina ... No. 80 in the Scout300 and the outlet's No. 5 outside linebacker ... four-star member of the PrepStar Top 150 Dream Team ... ranked as the No. 88 player in the class of 2014 and the No. 10 cornerback ... recorded an astonishing 188 tackles as a senior at Spring Valley High School with 24 sacks ... semifinalist for the high school Butkus Award (top linebacker) ... finalist for South Carolina Mr. Football ... as a junior in 2012, recorded 126 tackles 14 sacks and four forced fumbles ... South Carolina All-State and All-Region selection as a junior and senior in 2012 and 2013 ... father Corey Miller played in the NFL from 1992-99 for the New York Giants and Minnesota Vikings ... coached by Miles Aldridge at Spring Valley ... chose Alabama over Georgia, Clemson, UCLA, Florida, Florida State and Tennessee.



ALEC MORRIS
QB
Jr. • 6-3 • 233 • 1L
11
Allen, Texas/ Allen

OUTLOOK: Served as Alabama's No. 3 quarterback in 2014 ... with valuable time in the Crimson Tide system, the strong-armed Texan should challenge for the Crimson Tide's quarterback job in 2015.

SOPHOMORE (2014): Played in four games as the Crimson Tide's third-string quarterback ... did not attempt a pass ... saw action against Southern Miss, Florida, Texas A&M and Western Carolina.

REDSHIRT FRESHMAN (2013): Saw action in one game for Alabama against Chattanooga ... did not have a pass attempt.

FRESHMAN (2012): Redshirted during his first season at the Capstone.

HIGH SCHOOL AND PERSONAL DATA: Was the only quarterback in the Crimson Tide's 2012 signing class ... fits well into Alabama's pro-style offense ... 247sports.com ranked him as the nation's No. 26 pro-style passer and the No. 85 talent in Texas ... Rivals.com rated him 30th among pro-style signal-callers and 100th in Texas ... Scout.com listed him as the country's No. 37 quarterback ... ESPN ranked him 46th among quarterbacks nationally and the No. 101 prospect in Texas ... ESPN also ranked him 132nd in the Midlands Region ... SuperPrep slotted him as at No. 120 in Texas ... a consensus three-star prospect ... PrepStar All-Midlands Region selection ... averaged 270.7 passing yards per game (3,242 yards) in 2011 with 35 touchdowns and just six interceptions ... ran for 329 yards with nine rushing scores as a senior ... completed 202-of-329 passes (61.4 percent) as a junior in 2010 threw for 2,534 yards with 22 touchdowns ... also rushed for 216 yards and eight scores in 2010 ... coached by Tom Westerberg at Allen High School ... chose Alabama over Wake Forest, Michigan State and Virginia.

MORRIS' CAREER STATISTICS

| Year | Passing | | | | Rushing | | | | | | |
|-------|---------|-------------|------|-----|---------|----|-----|-----|------|----|----|
| | G-S | Com-Att-Int | Pct. | Yds | TD | LP | No. | Yds | Avg. | TD | LP |
| 2013 | 1-0 | 0-0-0 | 0.0 | 0 | 0 | 0 | 0 | 0 | 0.0 | 0 | 0 |
| 2014 | 4-0 | 0-0-0 | 0.0 | 0 | 0 | 0 | 0 | 0 | 0.0 | 0 | 0 |
| Total | 5-0 | 0-0-0 | 0.0 | 0 | 0 | 0 | 0 | 0 | 0.0 | 0 | 0 |

PROFILES

PLAYER PROFILES



MICHAEL NYSEWANDER
TE
Sr. • 6-1 • 237 • 1L
46
Hoover, Ala./Hoover

OUTLOOK: The former walk-on returns for his senior season after developing a role at fullback/h-back/tight end in 2014 ... received a scholarship in the spring of 2015 ... has played in 11 career games with two catches for 21 yards and a touchdown ... added one tackle on special teams.

JUNIOR (2014): A reserve tight end who saw action in eight games ... finished with two catches for 21 yards and one touchdown ... played against West Virginia, FAU, Southern Miss, Florida, Texas A&M, Western Carolina, Missouri and Ohio State in the Sugar Bowl. **Southern Miss:** Made his first career catch, a nine-yard reception. **Western Carolina:** Found the end zone for the first time in his career on a 12-yard touchdown catch from Jake Coker. **Ohio State:** Made one tackle against the Buckeyes on kickoff coverage.


HIGH SCHOOL AND PERSONAL DATA: Played at Hoover High School for Josh Niblett ... started on the Bucs defensive line.

NYSEWANDER'S CAREER STATISTICS

| RECEIVING | | | | | | | |
|-----------|-----|------|-------|------|----|----|--|
| Year | G-S | Rec. | Yards | Avg. | TD | LP | |
| 2013 | 1-0 | 0 | 0 | 0.0 | 0 | 0 | |
| 2014 | 7-0 | 2 | 21 | 10.5 | 1 | 12 | |
| Total | 8-0 | 2 | 21 | 10.5 | 1 | 12 | |

NYSEWANDER'S CAREER BESTS

Receptions 1 (twice); last vs. Western Carolina, 2014
 Receiving Yards 12 vs. Western Carolina, 2014
 Receiving Touchdowns 1 vs. Western Carolina, 2014
 Tackles 1 vs. Ohio State, 2014



D.J. PETTWAY
DE
Sr. • 6-3 • 270 • 2L
57
Pensacola, Fla./Catholic/E. Mississippi JC

OUTLOOK: Returns for his senior year after a reclamation season in 2014 ... played in 27 games at the Capstone during the 2012 and 2014 seasons with one start with a season at East Mississippi (Miss.) Community College in 2013 ... has 31 career tackles with 4.5 sacks, seven tackles for loss, three pass breakups and six quarterback hurries.

JUNIOR (2014): Returned after a year in junior college and earned an extensive role at defensive end following a solid spring and fall camp ... played in all 14 games with one start ... had 23 tackles with 13 solo stops, three tackles for loss (-12 yards), two sacks (-9 yards), three pass breakups and five quarterback hurries ... Alabama Defensive Player of the Week for his play against then-No. 1 Mississippi State. **West Virginia:** Started at defensive end against the Mountaineers and made three tackles with two solo stops ... helped limit WVU to just 28 rushing yards. **FAU:** Made two assisted tackles against the Owls. **Southern Miss:** Recorded a solo tackle against USM ... helped limit the Golden Eagles to just 56 rushing yards on 18 attempts. **Florida:** Broke up a pass and added a quarterback hurry. **Ole Miss:** Made one solo tackle coming off the bench. **Texas A&M:** Registered half of a sack (-2 yards) with a career-high four tackles (all assisted). **Tennessee:** Came off the bench as part of the defensive line rotation and made one solo tackle. **LSU:** Made two assisted tackles with half of a sack (-2 yards) ... added a quarterback hurry as the Tide allowed just 76 passing yards. **Mississippi State:** Earned Alabama Defensive Player of the Week honors for his play against the top-ranked Bulldogs ... had three solo stops and four solo tackles. **Auburn:** Had a game-high two quarterback hurries and knocked down a pass ... made two solo stops in the Tide's 55-44 win in the Iron Bowl. **Missouri:** Made two solo tackles as the Tide limited the Tigers to just 41 rushing yards. **Ohio State:** Logged his second sack of the season, dropping the Buckeyes' quarterback for a loss of five yards.

REDSHIRT FRESHMAN (2012): Played in 13 games, with eight tackles, including four tackles for a loss of 25 yards while registering 2.5 sacks for a loss of 20 yards ... earned Freshman All-SEC honors from the league coaches. **Michigan:** Came off the bench to assist on a sack. **Western Kentucky:** Recorded two tackles, including one for a loss of four yards. **Arkansas:** Came off the bench to record a four-yard sack. **Florida Atlantic:** Assisted on one tackle for loss. **Mississippi State:** Assisted on one tackle and was credited with a quarterback hurry in the win against the Bulldogs. **LSU:** Assisted on one tackle in the key victory against the Tigers. **Notre Dame:** Sacked Fighting Irish quarterback Everett Golson for an 11-yard loss.

FRESHMAN (2011): Redshirted as a true freshman.

PREVIOUS SCHOOLS AND PERSONAL DATA: Returned to the Capstone after spending the 2011 and 2012 seasons with the Tide ... honorable mention NJCAA All-American and first team All-Region choice at East Mississippi Junior College in 2013 ... registered 45 tackles with 18.5 tackles for loss (99 yards) and 11.5 sacks at EMCC in 2013 ... a four-star prospect coming out of junior college and high school ... the No. 15 junior college player by 247Sports Composite and No. 22 in the Top247, while rating as the No. 3 strong-side defensive end ... 16th in the ESPN JC50 and the No. 2 defensive end ... No. 25 in the Rivals Top 100 Junior College rankings ... named a PrepStar JUCO All-American ... redshirted in 2011 and then registered eight tackles with four tackles for loss and 2.5 sacks during 13 games in 2012 ... after his senior year at Catholic High School in Pensacola, Fla., ranked as the No. 13 strongside defensive end nationally by Rivals.com and the site's No. 145 player overall ... Rivals.com listed him as the No. 25 overall player in Florida ... ESPNU had him slotted as the No. 21 defensive end in the 2011 class while Scout.com ranked him 23rd ... participated in the Offense/Defense All-American Bowl, where he was selected as the No. 3 prospect ... No. 57 on the Mobile Press-Register's Super Southeast 120 ... No. 96 on the Orlando Sentinel's Florida Top 100 ... No. 34 player in Florida by SuperPrep Magazine ... registered 78 tackles and four sacks as a senior in 2010 ... made 85 stops and 16 sacks as a junior in 2009 while also forcing a fumble and recovering a fumble ... a second team All-State choice on the defensive line in the 2B classification in 2009 ... also a 2009 first team All-Area choice by the Pensacola News Journal ... Pettway does not count as an initial counter for the 2014 class after initially signing with the Tide in 2011 ... chose Alabama over Florida State, Florida, Miami, Clemson and Southern California.

PETTWAY'S CAREER STATISTICS

| Year | Tackles | | | | | | | Fumbles | | | | |
|-------|---------|----|----|----|------|-----|--------|---------|-----|-----|-----|--|
| | G-S | TT | UT | AT | TFL | QBH | Sacks | FF | FR | PBU | INT | |
| 2012 | 13-0 | 8 | 3 | 5 | 4-25 | 1 | 2.5-20 | 0 | 0-0 | 0 | 0-0 | |
| 2014 | 14-1 | 23 | 13 | 10 | 3-12 | 5 | 2-9 | 0 | 0-0 | 3 | 0-0 | |
| Total | 27-1 | 31 | 16 | 15 | 7-37 | 6 | 4.5-29 | 0 | 0-0 | 3 | 0-0 | |

PETTWAY'S CAREER BESTS

Tackles 4 (twice); last vs. Mississippi State, 2014
 Tackles for Loss 1 (five times); last vs. Ohio State, 2014
 Yards Lost 11 vs. Notre Dame, 2012
 Sacks 1 (three times); last vs. Ohio State, 2014
 Yards Lost 11 vs. Notre Dame, 2012
 Quarterback Hurries 2 vs. Auburn, 2014

PROFILES



**ROSS
PIERSCHBACHER**
OL
Fr. • 6-4 • 298 • RS
71
Cedar Falls, Iowa/
Cedar Falls

OUTLOOK: A powerful offensive lineman coming off of a redshirt season in 2015 ... will challenge for a role along the offensive front that must replace three starters from 2014.

FRESHMAN (2014): Redshirted during his first season at the Capstone.

HIGH SCHOOL AND PERSONAL DATA:

A versatile offensive lineman who can fill a multitude of roles in a deep and talented 2014 line class ... Parade Magazine All-American ... was selected to participate in the Under Armour All-America Game ... a consensus four-star prospect who was listed as a guard by some recruiting services and a tackle in others ... second team All-America by MaxPreps ... ranked as the No. 3 offensive guard and the top-ranked player in Iowa by ESPN ... ranked 64th in the ESPN100 and the No. 5 player in the Midwest Region ... listed as the No. 4 offensive guard and No. 65 player nationally by Scout.com ... Rivals.com rated him the No. 8 offensive tackle nationally, the No. 2 player in Iowa and 107th in the Rivals250 ... No. 74 in the 247Sports Composite rankings and the top player in the state ... ranked 120th in the 247Sports Top247 while rating as the No. 11 offensive tackle and No. 2 player in Iowa ... four-star member of the PrepStar Top 150 Dream Team ... ranked as the No. 65 player in the class of 2014 and the No. 11 offensive lineman by PrepStar ... three-time first team 4A All-State selection by the Des Moines Register ... also garnered Elite All-State honors (one team across all classifications) from the Des Moines Register in 2011, 2012 and 2013 ... played for head coach Pat Mitchell at Cedar Falls High School ... chose Alabama over Iowa, Nebraska, Oklahoma, Notre Dame and Auburn.



**GUNNAR
RABORN**
PK
So. • 5-9 • 187 • 1L
96
Lafayette, La./
St. Thomas More


OUTLOOK: A valuable commodity as the Crimson Tide's backup place-kicker ... a walk-on who played in two games as a freshman, scoring 15 points with two field goals (three attempts) and nine extra points (10 attempts).

FRESHMAN (2014): The Crimson Tide's backup place-kicker ... played in two games, getting the start against Western Carolina ... went 2-for-3 on

field goal attempts and 9-for-10 on extra points ... scored 15 points ... long field goal was 28 yards. **Western Carolina:** Saw his first action in an Alabama uniform ... started at place-kicker and hit 2-of-3 field goals and all six extra points. **Auburn:** Connected on two of three extra points with one attempt blocked.

| RABORN'S CAREER STATISTICS | | | | | | | |
|----------------------------|--------------|-------|-------|-------------|------|------|------|
| Year | Extra Points | | | Field Goals | | | |
| | G-S | XP-A | Pct. | FG-A | Pct. | Long | Pts. |
| 2014 | 2-2 | 9-10 | 90.0 | 2-3 | 66.7 | 28 | 15 |
| FG BREAKDOWN | | | | | | | |
| | 1-19 | 20-29 | 30-39 | 40-49 | 50+ | | |
| 2014 | 0-0 | 2-2 | 0-1 | 0-0 | 0-0 | | |

| RABORN'S CAREER BESTS | |
|-----------------------|-------------------------------|
| Field Goals Made | 2 vs. Western Carolina, 2014 |
| Field Goal Attempts | 3 vs. Western Carolina, 2014 |
| Long Field Goal | 28 vs. Western Carolina, 2014 |
| PAT Made | 6 vs. Western Carolina, 2014 |
| PAT Attempts | 6 vs. Western Carolina, 2014 |
| Points | 12 vs. Western Carolina, 2014 |



**REGGIE
RAGLAND**
LB
Sr. • 6-2 • 252 • 3L
19
Madison, Ala./
Bob Jones

OUTLOOK: Stepped into the starting role at will linebacker and excelled in 2014 ... a Butkus Award semifinalist a year ago who bypassed the NFL Draft to return for his senior season ... should contend for All-SEC and All-America honors while being a leading candidate for the Butkus Award ... has played in 38 career games with 13 starts ... has 120 career tackles, 11 tackles for loss (-28 yards), 1.5 sacks, two forced fumbles, three fumble recoveries and four pass breakups.

JUNIOR (2014): Won the starting job at will linebacker, replacing C.J. Mosley ... semifinalist for the Butkus Award, which goes to the nation's best linebacker ... first team All-SEC by the Associated Press ... started his first career game against West Virginia in the Chick-fil-A Kickoff Game and had 13 starts on the season while playing in all 14 games ... recorded 95 tackles on the season, which ranked second on the team ... had 45 solo stops and four double-digit tackle games ... had at least seven tackles in eight of the final 11 games ... finished with 10.5 tackles for loss (-27 yards) and 1.5 sacks (-12 yards) ... had an interception, one forced fumble, a team-high three fumble recoveries, one quarterback hurry and three pass breakups ... named the Defensive Player of the Week by the Alabama coaching staff following the Ole Miss, Texas A&M, LSU and Western Carolina games ... named the SEC Defensive Player of the Week for his play in Baton Rouge. **West Virginia:** Made six tackles against the Mountaineers with one solo stop and one pass breakup. **FAU:** Led the team with five tackles including three solo stops ... notched his first career sack (-6 yards), had 1.5 tackles for loss and recovered a fumble

... helped limit the Owls to just 57 yards rushing and 145 total yards. **Florida:** Started and made a team-high eight tackles with five solo stops ... also recovered a Gator fumble and added a quarterback hurry. **Ole Miss:** Earned coaching staff Defensive Player of the Week honors after making nine tackles with three solo stops ... notched 1.5 tackles for loss (-3 yards). **Arkansas:** Led the team with a career-high 12 tackles which included seven solo stops ... recorded 0.5 tackle for loss (-1 yard) ... had one pass breakup. **Texas A&M:** Earned Alabama Defensive Player of the Week honors for his play against the Aggies ... made seven tackles with two solo stops, 1.5 tackles for loss (-7 yards) and half of a sack (-6 yards) ... intercepted his first career pass with a leaping pick ... helped limit the SEC's top-ranked offense to just 172 yards, 393 yards below its average and just 31 yards rushing. **Tennessee:** Recorded a team-high nine tackles in Knoxville, making six solo stops ... had 1.5 tackles for loss and forced a second-quarter fumble that set up the Tide's fourth touchdown ... also broke up his third pass of the season. **LSU:** Registered a career-high 13 stops en route to winning SEC Defensive Player of the Week honors ... notched four solo stops and nine assists ... had one tackle for loss (-3 yards) while helping limit the Tigers to just 76 yards passing and 3.3 yards per rush. **Mississippi State:** Limited one of the nation's best offensive attacks while slowing Heisman-candidate quarterback Dak Prescott in the Crimson Tide's victory over the then-No. 1 Bulldogs ... finished with 10 tackles, including seven solo stops while limiting MSU to just 138 yards rushing, which was 117 yards below their average. **Western Carolina:** Garnered Defensive Player of the Week honors from the Alabama coaching staff ... made four tackles with three solo stops and had one tackle for loss (-1 yard) ... helped limit the Catamounts to minus-eight yards rushing. **Auburn:** Made three tackles with a solo stop in the win over the No. 15 Tigers. **Missouri:** Recorded two tackles with a solo stop while helping limit the Tigers to a lowly 41 yards rushing in the SEC Championship Game. **Ohio State:** Registered seven tackles with two solo stops and two tackles for loss (-5 yards).

SOPHOMORE (2013): A backup inside linebacker and stalwart on special teams ... played in all 13 games ... his 17 tackles included 11 on kickoff coverage, which led all special teams players. **Virginia Tech:** Made two assisted tackles in win over the Hokies in Atlanta. **Texas A&M:** Notched two more assisted tackles in win over the No. 6 Aggies. **Colorado State:** Had a solo tackle and an assist. **Georgia State:** Made one assisted tackle as a reserve linebacker. **Arkansas:** Recorded one tackle on the kickoff coverage team. **Tennessee:** Made one assisted tackle as a reserve linebacker. **LSU:** Had one solo tackle on kickoff coverage. **Chattanooga:** Registered a career-high four tackles, including two solo stops ... earned Alabama Special Teams Player of the Week honors after recording two tackles on the kickoff coverage team. **Auburn:** Garnered UA Special Teams Player of the Week honors for the second straight week ... made two tackles with a solo stop. **Oklahoma:** Registered one solo tackle on kickoff coverage against the Sooners.

FRESHMAN (2012): Played in 11 games, primarily on special teams ... finished with

PROFILES

PLAYER PROFILES

eight tackles, including five solo stops with four tackles coming on kickoff coverage ... also forced a fumble. **Michigan:** Recorded a solo tackle on special teams. **Tennessee:** Assisted on three tackles in the win against the Volunteers. **Mississippi State:** Totaled two solo tackles in the victory over the Bulldogs. **Western Carolina:** Registered a solo tackle in the shutout win. **Auburn:** Was named one of the special teams players of the week by the Alabama coaching staff ... forced a fumble and had a solo tackle in the Iron Bowl shutout win.

HIGH SCHOOL AND PERSONAL DATA: One of the most decorated linebacker prospects nationally coming out of high school ... a proven anchor at the point of attack ... garnered a five-star grade from *Scout.com* and ranked as the website's No. 1 middle linebacker prospect and No. 9 overall player in the class ... had excellent numbers with a 4.6 in the 40-yard dash and a 34.5-inch vertical ... the No. 1 middle linebacker prospect by *Rivals.com* and a four-star athlete ... the No. 43 player in the *Rivals100* while ranking as the No. 4 player in Alabama ... *247sports.com* had him at No. 39 in its final Top247 rankings while rating him as the No. 2 inside linebacker and the fourth-best player in the state ... No. 109 in the *ESPNU* 150 and the site's No. 2 middle linebacker ... 49th in the *ESPNU* Southeast Top 100 and No. 6 in the state of Alabama ... *SuperPrep* All-American and the publication's No. 38 player on the Elite 50 ... *SuperPrep's* No. 1 linebacker nationally and No. 3 player in Alabama ... No. 33 on the *PrepStar* Dream Team ... *PrepStar* All-American and All-Southeast Region choice ... *PrepStar's* No. 4 linebacker ... a three-time first team ASWA 6A All-State honoree ... No. 4 in *Mobile Press-Register's* Elite 18 and No. 25 in the Super Southeast 120 ... No. 4 on *Birmingham News Super Seniors*

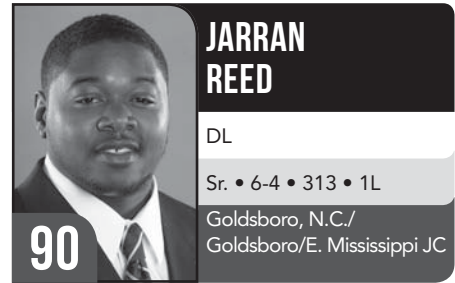
list ... No. 11 outside linebacker by *MaxPrep's* Tom Lemming ... as a senior in 2011, made 97 tackles, with 22 tackles for loss and six sacks ... had 91 tackles as a junior in 2010 with 21 tackles for loss ... as a sophomore, had 40 receptions as a tight end and six touchdowns ... also played basketball on Bob Jones High School 2009-10 Alabama State Championship team ... coached in football by Kevin Rose ... chose Alabama over Auburn and Florida.

LAGLAND'S CAREER STATISTICS

| Year | Tackles | | | | | | | Fumbles | | | | |
|-------|---------|-----|----|----|---------|-----|--------|---------|-----|-----|------|--|
| | G-S | TT | UT | AT | TFL | QBH | Sacks | FF | FR | PBU | INT. | |
| 2012 | 11-0 | 8 | 5 | 3 | 0-0 | 0 | 0-0 | 1 | 0-0 | 0 | 0-0 | |
| 2013 | 13-0 | 17 | 6 | 11 | 0.5-1 | 0 | 0-0 | 0 | 0-0 | 0 | 0-0 | |
| 2014 | 14-13 | 95 | 45 | 50 | 10.5-27 | 1 | 1.5-12 | 1 | 3-0 | 3 | 1-1 | |
| Total | 38-13 | 120 | 56 | 64 | 11-28 | 1 | 1.5-12 | 2 | 3-0 | 3 | 1-1 | |

LAGLAND'S CAREER BESTS

Tackles 13 at LSU, 2014
Tackles for Loss 2.0 vs. Ohio State, 2014
Yards Lost 7 vs. Texas A&M, 2014
Forced Fumble 1 at Tennessee, 2014
Quarterback Hurry 1 vs. Florida, 2014
Pass Breakups . 1 (three times); last vs. Mississippi St., 2014



JARRAN REED

DL

Sr. • 6-4 • 313 • 1L

Goldsboro, N.C./
Goldsboro/E. Mississippi JC

OUTLOOK: Chose to return for his senior season after an outstanding junior campaign ... a junior college transfer who arrived in January of 2014 and bolstered the Alabama defensive front ... led all defensive linemen with 55 tackles, the most for a down lineman since Wallace Gilberry in 2007.

JUNIOR (2014): Earned All-SEC honorable mention from the *Associated Press* ... played in all 14 games with 13 starts ... finished with 55 tackles, 6.5 tackles for loss (-14 yards), one sack (-1 yard) and five pass breakups ... had the most tackles by a defensive lineman since Wallace Gilberry in 2007 ... had 23 combined tackles against LSU and Mississippi State after 20 stops in the first eight contests ... earned Alabama Defensive Player of the Week honors following the Florida game. **West Virginia:** Made two tackles and batted down one Clint Trickett pass. **FAU:** Made one assisted tackle. **Southern Miss:** Had one solo stop against the Golden Eagles. **Florida:** Recorded a career-best five tackles with a tackle for loss (-2 yards) and broke up a pass. **Ole Miss:** Started and made two assisted tackles while breaking up one pass. **Arkansas:** Registered his first career sack while making a career-high five tackles — all solo ... also batted down a career-best two passes at the line of scrimmage. **Texas A&M:** Started and made one assisted tackle as the Tide limited the SEC's top-ranked offense to just 172 total yards and a mere 31 yards rushing. **Tennessee:** Notched three tackles with a solo stop. **LSU:** Recorded a game- and career-high 15 tackles against the Tigers in Death Valley ... helped limit the nation's No. 14 team to just 3.3 yards per rush. **Mississippi State:** Made eight tackles against the top-ranked Bulldogs ... had seven assisted stops and half of a tackle for loss as the Tide held MSU to 117 rushing yards below its season average. **Western Carolina:** Had one solo tackle and helped limit the Catamounts to minus-eight yards rushing. **Auburn:** Recorded four total tackles in a 55-44 win over the No. 15 Tigers, including three solo stops and one tackle for loss (-2 yards). **Missouri:** Made four tackles with two solo stops while helping the Tide limit the Tigers to just 41 yards rushing ... made a career-best two tackles for loss (-7 yards). **Ohio State:** Registered three solo tackles against the Buckeyes.

PREVIOUS SCHOOLS AND PERSONAL DATA:

Arrived at Alabama as one of the top junior college defensive linemen in the country, after starring at East Mississippi Community College ... earned NJCAA All-Region honors in 2013 while helping EMCC win the NJCAA national championship ... finished sixth on the 2013 EMCC team with 66 total stops, including 41 solo tackles ... added 5.5 tackles for loss (12 yards) and 3.5 sacks (7 yards) ... broke up two



Reggie Ragland

PROFILES

passes and recovered one fumble ... 247Sports tabbed him a four-star prospect and the No. 12 junior college player in the nation ... 247Sports also ranked him as the No. 3 JUCO defensive tackle and third-best junior college player in the state of Mississippi ... ranked as the No. 2 defensive tackle in the 247Sports Junior College Composite, No. 13 overall and No. 4 in Mississippi junior college ranks ... No. 27 in the Rivals JUCO Top 100 ... ranked 28th in the ESPN JC50 and the outlet's No. 7 defensive tackle ... a 2014 PrepStar JUCO All-American ... as a freshman at EMCC, recorded 35 tackles with 20 solo stops, five tackles for loss, one fumble recovery and one sack while playing for head coach Buddy Stephens ... spent the 2011 season at Hargrave Military Academy ... as a senior at Goldsboro High School in 2010, recorded 118 tackles with four sacks while causing a fumble, recovering a fumble and blocking a kick ... chose Alabama over Tennessee, Florida, Mississippi State, Arkansas, Ole Miss, Nebraska and Kentucky.

REED'S CAREER STATISTICS

| Year | Tackles | | | | | Fumbles | | | | | |
|------|---------|----|----|----|--------|---------|-------|----|-----|-----|-----|
| | G-S | TT | UT | AT | TFL | QBH | Sacks | FF | FR | PBU | INT |
| 2014 | 14-13 | 55 | 22 | 33 | 6.5-14 | 0 | 1-1 | 0 | 0-0 | 5 | 0-0 |

REED'S CAREER BESTS

Tackles 15 at LSU, 2014
 Tackles for Loss 2 vs. Missouri, 2014
 Sacks 1 at Arkansas, 2014
 Pass Breakups 2 at Arkansas, 2014



A'SHAWN ROBINSON
 DL
 Jr. • 6-4 • 312 • 2L
 Fort Worth, Texas/
 Arlington Heights

86

OUTLOOK: A consensus Freshman All-American during his first year on campus and returns for his junior season after an outstanding sophomore campaign ... one of the Crimson Tide's most disruptive defensive linemen ... played 27 games with 15 starts over the last two years ... versatile and athletic enough to play both inside at nose tackle and defensive tackle and outside at defensive end ... led the team with 5.5 sacks as a freshman ... could contend for All-SEC and All-America honors ... has 56 career tackles with 14.5 tackles for loss, nine quarterback hurries and three pass breakups.

SOPHOMORE (2014): A preseason All-American who started 13 games along the defensive line ... honorable mention All-SEC by the *Associated Press* ... started at nose tackle with extra defensive backs in the game and at the five-technique defensive end in the Crimson Tide's base 3-4 alignment ... played in all 14 games for the Crimson Tide ... finished with 49 tackles on the season with 6.5 tackles for loss (-11 yards), a forced fumble, four quarterback hurries, three pass deflections and a blocked PAT ... earned Special Teams Player of the Week honors following the Ole Miss game. **FAU:**

Logged four tackles with two solo stops while limiting the Owls to 57 yards rushing and just 145 total yards ... notched half of a tackle for loss (-1 yard). **Southern Miss:** Knocked down a pass at the line of scrimmage in his second start of the season ... added one assisted tackle as the Tide limited USM to just 56 yards rushing. **Florida:** Registered a quarterback hurry and one assisted tackle as the Tide limited the Gators to just 200 total yards. **Ole Miss:** Earned Special Teams Player of the Week honors after blocking a critical point-after touchdown late in the fourth quarter, giving Alabama a chance to win ... added three assisted tackles and half of a tackle for loss (-1 yard). **Arkansas:** Made five tackles with two solo stops and 1.5 tackles (-1 yard) for loss while forcing his first career fumble. **Texas A&M:** Had one quarterback hurry and helped limit the SEC's top-ranked offense to just 172 yards, 393 yards below its average, and 31 yards rushing. **Tennessee:** Recorded a career-high seven tackles with two solo stops and half of a tackle for loss (-2 yards). **LSU:** Equaled his career-high with seven tackles versus the Tigers ... recorded one solo stop and helped limit LSU to just 3.3 yards per rush on 56 carries. **Mississippi State:** Matched his career high for the second straight game with seven tackles ... had half of a tackle for loss (-1 yard) and knocked down a Dak Prescott pass as his Tide defense held MSU's vaunted rushing attack to 117 yards below its average. **Auburn:** Made three tackles with a solo stop while recording one quarterback hurry in the win over the Tigers. **Missouri:** Registered a career-high three tackles for loss (-5 yards) while making a career-best nine total tackles ... had five solo stops and added one quarterback hurry. **Ohio State:** Made two solo tackles against the Buckeyes and batted down one pass.

FRESHMAN (2013): Made an immediate impact on the Alabama defensive line as a true freshman ... earned first team Freshman All-America honors from *Sporting News* and named to the league coaches' Freshman All-SEC team ... a reserve on the interior of the line who was in the regular rotation ... played in all 13 games with two starts (Georgia State and Tennessee) ... his 38 tackles included 15 solo stops ... led the team with 5.5 sacks (34 yards) while his eight tackles for loss (40 yards) ranked second ... added a blocked kick and five quarterback hurries ... named Athlon National Freshman of the Week following the Kentucky game and a three-time Alabama Defensive Player of the Week (Georgia State, Kentucky & Mississippi State). **Virginia Tech:** Had two assisted tackles in his debut in an Alabama uniform. **Texas A&M:** Registered the lone sack of Aggies quarterback Johnny Manziel for a loss of five yards ... finished with three total tackles, including one solo stop. **Colorado State:** In his first game at Bryant-Denny, recorded a sack for a loss of five yards. **Ole Miss:** Made three solo tackles in 25-0 shutout of the Rebels while amassing two quarterback hurries. **Georgia State:** Earned team Defensive Player of the Week honors in his first start ... had one sack (2 yards) in 45-3 win. **Kentucky:** Had his way with the Wildcats offensive front, registering two sacks for 14 yards and six total tackles ... had five solo stops and helped hold the 'Cats to 170 total yards, earning Tide Defensive Player of the Week honors for the second straight game. **Tennessee:** Matched his season high with six tackles, all assisted ...

started his second career game ... added two quarterback hurries in 45-10 Alabama win. **LSU:** Had one quarterback hurry against the Tigers. **Mississippi State:** Registered five tackles and his team-leading fifth sack of the season (5 yards) ... finished with two solo stops and helped limit the Bulldogs to 197 total yards and 53 yards rushing. **Chattanooga:** Logged three assisted tackles and blocked his first career kick ... batted down 48-yard attempt by UTC's Nick Pollard. **Auburn:** Totaled five tackles with two half tackles for loss (6 yards) and half of a sack (5 yards) ... had four assisted tackles and one solo. **Oklahoma:** Recorded a tackle for a loss of three yards and totaled two tackles against the Sooners.

HIGH SCHOOL AND PERSONAL DATA: One of the elite defensive linemen in the 2013 signing class ... member of the second-team 2012 All-USA Football Team, chosen by *USA Today* ... played for the West squad in the U.S. Army All-American Bowl ... a five-star prospect by 247Sports, Rivals.com and Scout.com ... Scout.com ranked him as the nation's No. 1 defensive tackle and the fifth-best player in the nation at any position ... 247Sports listed Robinson as the country's No. 3 offensive tackle, the 26th overall prospect in the Top247 and the No. 3 player in the state of Texas ... the 247Composite had him as the No. 2 offensive tackle, the No. 33 overall player and the No. 4 athlete in Texas ... Rivals.com ranked him as the No. 2 prospect in Texas, the No. 4 defensive tackle in the nation and was 33rd in the final Rivals100 ... *Sporting News'* No. 32 player in the nation ... ranked 11th by ESPN at defensive tackle and 13th in the state of Texas ... ESPN also listed him as the No. 13 player in the Midlands Region and 105th in the ESPN150 ... rated 70th nationally by Tom Lemming at MaxPreps and the No. 4 defensive tackle ... No. 30 on the 2013 PrepStar Dream Team ... invited to the 2012 "The Opening" all-star event on the Nike campus in Oregon ... recorded over 60 tackles with seven sacks and six forced fumbles as a junior in 2011 and graded out at over 85 percent on his blocking assignments at offensive tackle ... coached by Todd Whitten at Arlington Heights High School ... chose the Crimson Tide over Texas while also considering Southern California, LSU, Arkansas and Florida State.

ROBINSON'S CAREER STATISTICS

| Year | Tackles | | | | | Fumbles | | | | | |
|-------|---------|----|----|----|---------|---------|--------|----|-----|-----|-----|
| | G-S | TT | UT | AT | TFL | QBH | Sacks | FF | FR | PBU | INT |
| 2013 | 13-2 | 38 | 15 | 23 | 8-40 | 5 | 5.5-34 | 0 | 0-0 | 0 | 0-0 |
| 2014 | 14-13 | 49 | 16 | 33 | 6.5-11 | 4 | 0-0 | 1 | 0-0 | 3 | 0-0 |
| Total | 27-15 | 87 | 31 | 56 | 14.5-51 | 9 | 5.5-34 | 1 | 0-0 | 3 | 0-0 |

ROBINSON'S CAREER BESTS

Tackles 9 vs. Missouri, 2014
 Tackles for Loss 3 vs. Missouri, 2013
 Yards Lost 14 at Kentucky, 2013
 Quarterback Hurries 2 (twice); last vs. Tennessee, 2013
 Sacks 2 at Kentucky, 2013
 Forced Fumble 1 at Arkansas, 2014
 Blocked Field Goals 1 vs. Chattanooga, 2013
 Blocked Point After Touchdown 1 at Ole Miss, 2014

PROFILES

PLAYER PROFILES



CAM ROBINSON
OL
So. • 6-6 • 326 • 1L
Monroe, La./
West Monroe

74

OUTLOOK: The first true freshman to start at left offensive tackle since Andre Smith in 2006 ... garnered first team Freshman All-America honors ... started all 14 games ... could contend for first team All-America honors as well as be a candidate for both the Outland Trophy and the Lombardi Award.

FRESHMAN (2014): Earned Freshman All-American by *Sporting News* and the *Football Writers Association of America* ... finished with 32 knockdown blocks on the season while surrendering just three sacks in 861 snaps ... helped lead an offensive line that averaged 206.6 yards rushing per game, which ranked seventh in the SEC and 30th nationally ... the line surrendered just 16 sacks on the season to rank second in the SEC and 14th nationally (1.14 per game) ... blocked for 484.5 yards of total offense per game (third in the SEC and 17th nationally) ... blocked for seven 100-yard rushers on the year. **West Virginia:** Had one knockdown block while helping open holes for two 100-yard rushers as T.J. Yeldon went for 126 yards and two touchdowns and Derrick Henry added 113 yards and one score ... blocked for 538 yards of total offense with no sacks allowed. **FAU:** Recorded a knockdown block and helped block for 190 yards on the ground while providing time for 430 yards through the air, which is the second-most yards in school history ... did not allow a sack in 38 pass attempts. **Southern Miss:** Had four knockdown blocks as Alabama accounted for 333 yards on the ground and 547 total yards. **Florida:** Recorded a team-high seven knockdown blocks and opened holes for the second-most yards in school history as the Crimson Tide compiled 672 total yards, including 449 in the air and 223 on the ground ... blocked for his third 100-yard rushing game of the season as Henry gained 111 yards on 20 carries. **Ole Miss:** Recorded a team-high six knockdown blocks and graded out as the second best on the team ... did not allow a sack. **Arkansas:** Had two knockdown blocks and did not allow a sack. **Texas A&M:** Opened holes for a historic offensive performance from the Tide with 602 yards of total offense and 59 points ... blocked for 298 yards rushing. **Tennessee:** Played 33 snaps before leaving the game with a high-ankle sprain ... had two knockdown blocks. **LSU:** Recorded two knockdown blocks and did not allow a sack ... returned to the field just two weeks after leaving the Tennessee game with a high-ankle sprain. **Mississippi State:** Did not miss an assignment and had one knockdown block versus the then top-ranked Bulldogs. **Western Carolina:** Helped open holes for 275 yards on the ground ... provided time for 337 yards passing while not allowing a sack. **Auburn:** Played 44 snaps before leaving with a sprained right shoulder ... graded out at 89 percent with three knockdown blocks. **Missouri:** Opened holes for 242 rushing yards, including 141 by

Henry ... provided time for 262 passing yards and 504 yards of total offense, the most allowed by the Tigers' defense this season. **Ohio State:** Started his 14th game of the season ... helped open holes and provide time for 407 yards of offense ... did not allow a sack.

HIGH SCHOOL AND PERSONAL DATA: Was not only the top-rated offensive tackle in the nation but one of the most highly regarded recruits across all positions ... a unanimous five-star prospect who enrolled at Alabama in January of 2014 and participated in spring practice for the Crimson Tide ... Parade Magazine All-American ... first-team All-USA selection by the USA Today ... participated in the Under Armour All-America Game ... invited to "The Opening" on the Nike campus in Oregon ... first team MaxPreps All-American in 2014 ... one of three players from the city of Monroe, La., in Alabama's 2014 recruiting class ... was rated at the No. 2 player in the nation by Scout.com and the outlet's top-ranked offensive tackle ... No. 3 in 247Sports Top247 while being listed as the No. 1 offensive tackle and No. 2 player in the state of Louisiana ... the 247Sports Composite slotted him fourth nationally, the first tackle and No. 2 in the state ... ESPN rated him the No. 1 offensive tackle, No. 2 player in the state and No. 2 prospect in the ESPN 300 ... also No. 2 in the Southeast Region by ESPN ... listed as the No. 1 tackle and No. 17 player nationally by Rivals.com ... five-star member of the PrepStar Top 150 Dream Team, ranking as the No. 12 player in the class of 2014 and the No. 1 offensive lineman ... finalist for the Chip Off the Old Block Award, presented by the Rotary Lombardi Award to the nation's top offensive or defensive lineman ... 2012 and 2013 first team 5A Louisiana All-State selection by the Louisiana Sports Writers



Cam Robinson

Association ... played at West Monroe High School for head coach Jerry Arledge ... received scholarship offers from almost every program in the nation, selecting Alabama over LSU along with Michigan, Auburn and Arkansas.



JK SCOTT
P
So. • 6-5 • 195 • 1L
Denver, Colo./
Mullen

15

OUTLOOK: Produced the best season for a punter in Alabama football history as a true freshman in 2014 and returns for his sophomore season in 2015 ... earned first team All-America honors from *Sporting News* ... the leading candidate for the Ray Guy Award after being a finalist last year ... led the nation in punting at 48.0 yards per kick and net punting at 44.7 yard per boot.

FRESHMAN (2014): A true freshman who easily won the starting duties at punter and proved to be one of the nation's best punters ... first team All-American by *Sporting News*, ESPN and *USA Today* ... also a Freshman All-American by *Sporting News* and the Football Writers Association of America ... dropped 31-of-55 (56.4 percent) punts inside the opponent's 20-yard line, which was the best in the nation ... led the nation in punting with a 48.0 yards per punt average ... first team All-SEC (*Associated Press* and league coaches) ... finalist for the Ray Guy Award, which is given to the nation's best punter ... named the Ray Guy Award National Punter of the Week and SEC Special Teams Player of the Week following the Arkansas game and was again the SEC Special Teams Player of the Week against No. 1 Mississippi State ... started 12 games on the season (Alabama did not punt against FAU or Western Carolina) ... boomed his first collegiate kick 62 yards, sending the West Virginia returner racing toward his end zone to field the punt and lost one yard on the return ... punted 55 times for 2,640 yards, which also led the SEC ... averaged 44.67 net yards per punt to also lead the nation ... his yards per punt (48.0), net yards per punt (44.67) and percentage of punts downed inside the 20-yard line (56.4) were better than any punter in the NFL in 2014 ... allowed just 12 punt returns all season for 83 yards (6.9 yards per return) ... had 23 punts of more than 50 yards, seven of which were over 60 yards with a long of 73 ... forced 19 fair catches with five touchbacks ... kicked off 24 times for a 62.5-yard average with eight touchbacks ... named the Alabama Special Teams Player of the Week against West Virginia, Ole Miss, Arkansas, Tennessee, LSU, Mississippi State, Western Carolina and Auburn. **West Virginia:** Averaged 50.5 yards on two punts with a 62-yarder on his first career punt ... left the 62-yard punt on the Mountaineers' seven-yard line ... forced a fair catch on his second punt of the game. **FAU:** Penciled in as the starter but did not need to punt against FAU. **Southern Miss:** Landed his only punt of the game on the Golden Eagles'



JK Scott

nine-yard line, forcing a fair catch ... punt was 34 yards ... kicked off two times for a 65.0-yard average with one touchback. **Florida:** Punted two times for an average of 43.5 yards ... had a long of 57 yards. **Ole Miss:** Turned in the best game to date of his young career with a 51.8-yard average, three kicks inside the 20-yard line, three over 50 yards, including a career-long of 64 yards ... had two touchbacks. **Arkansas:** Named the Ray Guy Award Player of the Week and SEC Special Teams Player of the Week for his performance against the Razorbacks ... punted a career-high eight times, with seven pinned inside the opponent's 20-yard line ... had three punts over 50 yards ... averaged 44.2 yards per kick while also netting 44.2 yards per punt. **Texas A&M:** Averaged 50.0 yards on four punts with a long of 56 yards ... placed one punt inside the Aggies' 20-yard line ... two punts were over 50 yards. **Tennessee:** Earned Special Teams Player of the Week honors from the coaching staff for the fourth time this season for his performance in Knoxville ... averaged 42.8 yards on four punts with three landing inside the Vols' 20-yard line ... booted his third 60-plus yard punt while forcing three fair catches ... the only punt returned lost four yards. **LSU:** Once again proved to be one of the keys to an Alabama victory, punting nine times at No. 14 LSU ... averaged 48.6 yards per punt ... left two punts inside the Tigers' 20-yard line and boomed a career-long 66-yard punt that was downed at the LSU eight-yard line ... had three punts over 50 yards. **Mississippi State:** Turned in another performance that was a key to victory for the Crimson Tide, this time against top-ranked Mississippi State, consistently flipping the field in Alabama's 25-20 win ... punted seven times for an average of 45.6 yards

with five inside the 20-yard line and three inside the 10 ... booted two beyond 50 yards with a long of 56 and forced three fair catches ... his first five punts against the Bulldogs were downed inside the 20-yard line. **Western Carolina:** Did not punt (Alabama's was not forced to punt for the second time in 2014) but kicked off for Alabama nine times, averaging 63.6 yards per kick with four touchbacks ... garnered Special Teams Player of the Week honors from the Tide coaches. **Auburn:** Boomed his first kick against the Tigers a career-long 70 yards ... dropped his second punt down at the 10-yard line for a 41-yard punt ... averaged 55.5 yards per punt ... also kicked off eight times for an average of 61.9 yards with three touchbacks. **Missouri:** Punted three times for an average of 43.3 yards ... hit his first punt 52 yards, forcing a fair catch at the Tigers' 11-yard line ... second punt was 47 yards and fair caught at the MU 13-yard line ... scrambled to get off a low punt on his final kick that lowered his average ... did not have a punt returned and netted 43.3 yards per punt. **Ohio State:** Turned in one of the best games for a punter in Alabama history ... averaged a single-game school record 55.0 yards per punt with a net of 53.6 ypp ... dropped five of his seven punts inside the opponents 20-yard line ... boomed five punts over 50 yards, including a career-long 73 and a 65-yarder.


HIGH SCHOOL AND PERSONAL DATA: One of the nation's top-rated punting prospects who also is an excellent place-kicker ... rated as the No. 1 punter in the nation by Chris Sailer, who is regarded as one of the top private kicking coaches in the nation, and a top-10 place-kicker ... named to Sailer's Top 12 ... ranked as the No. 3 punter nationally and No. 8 place-kicker by KohlsKicking.com ... participated in the Semper Fidelis All-American Bowl ... ranked fourth nationally among all punters and place-kickers by Rivals.com and the No. 9 prospect in the state of Colorado per Rivals ... was rated No. 5 nationally among kickers by ESPN and No. 8 in Colorado ... the No. 6 kicker by 247Sports while ranking as the No. 3 kicker in the 247Composite and the No. 7 prospect in Colorado ... earned All-Colorado honors from the Denver Post ... a 2014 PrepStar All-Midlands Region selection ... named to the 2013 Colorado High School Coaches Association Elite Team, at kicker ... averaged 43.8 yards per punt as a senior at Mullen High School in 2013 ... kicked off 44 times as a senior, with 43 resulting in touchbacks ... connected on 8-of-15 field goals and 23-of-24 extra points in 2013 ... as a junior in 2012, averaged 37.7 yards per punt with 23 touchbacks on 34 kickoffs while connecting on 6-of-10 field goals ... coached by Tom Thenell at Mullen ... chose Alabama over Notre Dame, Colorado, and Arizona.

SCOTT'S CAREER STATISTICS

| Year | G-S | | No. | Yds | Avg. | Lng | 20 | 50+ | Blk | Yds | Yds | Avg. |
|------|-----|----|-----|-------|------|-----|----|-----|-----|-----|-------|------|
| | | | | | | | | | | | | |
| 2014 | 13 | 13 | 55 | 2,640 | 48.0 | 73 | 31 | 23 | 0 | 83 | 2,457 | 44.7 |

SCOTT'S CAREER BESTS

| | |
|-----------|-----------------------------------|
| Punts | 9 at LSU, 2014 |
| Yards | 437 at LSU, 2014 |
| Long | 73 vs. Ohio State, 2014 |
| Average | 55.5 (two punts) vs. Auburn, 2014 |
| Inside 20 | 7 at Arkansas, 2014 |
| 50+ Yards | 5 vs. Ohio State, 2014 |



CAM SIMS

WR

So. • 6-5 • 209 • 1L

Monroe, La./
Ouachita Parish

7

OUTLOOK: A rare combination of size and speed with outstanding ball skills ... gives the Crimson Tide a young threat on the outside ... played in 12 games as a true freshman with seven catches for 62 yards and a touchdown.

FRESHMAN (2014): Saw action in his first collegiate game as a true freshman while playing in 12 games ... finished with seven catches for 62 yards and three first downs ... came off the bench in the second quarter against West Virginia in the Chick-fil-A Kickoff Game. **Southern Miss:** Recorded his first career tackle (solo). **Arkansas:** Hauled in one reception for 15 yards and a first down. **Texas A&M:** Made three catches for 14 yards and a first down in extended action in the Tide's 59-0 win over the Aggies. **Western Carolina:** Caught three passes for a season-best 33 yards and one first down ... pulled in the longest reception of his career with a 22-yard gain ... also caught his first touchdown, on a four-yard pass from Blake Sims in the first quarter.

HIGH SCHOOL AND PERSONAL DATA: One of three Monroe, La., prospects that arrived at the Capstone in January of 2014 and participated in spring practice ... a consensus four-star prospect who brings size and speed to the Alabama receiving corps ... selected to participate in the Under Armour All-America Game ... ranked as the No. 8 wide receiver by ESPN and rated 49th nationally in the ESPN300 ... also listed as the No. 9 player in Louisiana by ESPN and the No. 29 player in the Southeast Region ... the No. 10 receiver by 247Sports, No. 7 in the state of Louisiana and ranked 82nd in the Top247 ... the 247Sports Composite rated him as the No. 12 receiver, No. 84 nationally and No. 9 in the state ... 87th in the Scout300 and the outlet's No. 17 wide receiver ... No. 174 in the Rivals250 and the No. 24 wide receiver ... four-star member of the PrepStar Top 150 Dream Team ... ranked as the No. 75 player in the class of 2014 and the No. 12 wide receiver ... 2012 and 2013 Louisiana Sports Writers Association 5A All-State honorable mention ... caught 39 passes for 948 yards and eight touchdowns as a junior in 2012, averaging 24.3 yards per catch ... played for Jeff Fitzgerald at Ouachita Parish High School ... chose Alabama over Oklahoma State, Auburn, Georgia, Notre Dame, Southern California, Washington and Tennessee.

SIMS' CAREER STATISTICS

RECEIVING

| Year | G-S | No. | Yards | Avg. | TD | LP | |
|------|-----|-----|-------|------|-----|----|----|
| 2014 | 12 | 0 | 7 | 62 | 8.9 | 1 | 22 |

PLAYER PROFILES



GENO SMITH
DB
Sr. • 6-0 • 196 • 3L
Atlanta, Ga./
St. Pius X

24

OUTLOOK: Transitioned from cornerback to safety in 2013 and will look to secure a starting job at safety in 2015 .. has played in 39 games at Alabama, making eight starts ... has 69 career tackles with 42 solo stops, 3.5 tackles for loss and seven pass breakups.

JUNIOR (2014): Filled a multitude of roles in the Alabama secondary ... co-starter at free safety and played in the Tide's dime formation ... appeared in all 14 games ... made six starts in 2014 as the dime back ... had 56 total tackles with 3.5 tackles for loss (-9 yards), a pass breakup and one forced fumble ... named the Alabama Defensive Player of the Week following the Auburn game. **West Virginia:** Recorded two tackles in the season opener. **FAU:** Had three assisted stops against the Owls. **Southern Miss:** Tallied a career-best four tackles, including three solo, versus the Golden Eagles. **Florida:** Finished with two solo tackles in the win. **Ole Miss:** Came off the bench to record one assisted tackle. **Arkansas:** Made two assisted stops against the Razorbacks. **Texas A&M:** Registered a career-best seven tackles against the Aggie's top-ranked SEC offense ... made six solo stops and forced a fumble ... had half of a tackle for loss (-1 yard). **Tennessee:** Recorded three tackles with two solo stops in a win in Knoxville ... added a tackle for loss (-6 yards). **LSU:** Made four assisted tackles against the Tigers. **Mississippi State:** Had five total tackles with two solo stops while making his third start of the season. **Western Carolina:** Made two assisted tackles in a 48-14 win over the Catamounts. **Auburn:** Earned Defensive Player of the Week honors from the Tide coaches after making a career-best 10 tackles with seven solo stops. **Missouri:** Started his fifth game of the season in the Tide's SEC Championship Game victory over the Tigers ... had five tackles with four solo stops and a pass breakup. **Ohio State:** Started and made six tackles with four solo stops.

SOPHOMORE (2013): Played in 12 games in a reserve role in the secondary ... a backup at the star position (nickel back) and free safety ... registered 10 tackles with four pass breakups. **Colorado State:** Recorded his first tackle of the season, a solo stop, in 31-6 victory over the Rams. **Georgia State:** Made two tackles and knocked down a pass in extended work at safety against the Panthers. **Kentucky:** Registered his second pass defended of the season against the Wildcats. **Arkansas:** Recorded a career-high three solo tackles off the bench against the Razorbacks. **Mississippi State:** Logged one solo tackle and a pass breakup in the Crimson Tide victory. **Chattanooga:** Made two tackles in a reserve role at safety and as the Tide's dime defender ... broke up his fourth pass of the season and added half of a tackle for loss (1 yard) ... garnered Alabama Special Teams Player of the

Week accolades. **Auburn:** Came off the bench to make one assisted tackle that was for a loss of one yard.

FRESHMAN (2012): Played in 13 games and earned two starts as a true freshman, recording nine tackles with four solo stops ... also broke up two passes. **Arkansas:** Recorded two solo tackles against the Razorbacks. **Florida Atlantic:** Assisted on two tackles in win over the Owls. **Tennessee:** Assisted on one tackle in the victory against the Vols. **Mississippi State:** Assisted on one tackle in the win against the Bulldogs. **Western Carolina:** Assisted on one stop in the shutout. **Auburn:** Assisted on a two-yard tackle for loss in the shutout win in the Iron Bowl. **Georgia:** Broke up a pass as starter in the SEC Championship Game. **Notre Dame:** Came off the bench and made one solo stop.


HIGH SCHOOL AND PERSONAL DATA: Gave Alabama a top-flight cornerback prospect with excellent cover skills ... the Atlanta-area star from St. Pius X was a consensus four-star talent ... *ESPNU* tabbed him as the nation's second-best cornerback and the No. 31 player in the 2012 *ESPNU* 150 ... also the No. 16 prospect in the *ESPNU* Southeast Top 100 and the No. 3 player in the state of Georgia ... *247sports.com* rated him as the No. 66 player in the Top247, the No. 6 cornerback and the No. 5 player in the state ... 88th in the *Rivals*100 and the service's No. 8 corner as well as the No. 4 talent in Georgia ... *Scout.com* had him at No. 8 among cornerbacks ... *SuperPrep* All-American and the publication's No. 3 player in the state of Georgia ... also *SuperPrep*'s No. 10 defensive back (corners and safeties) prospect ... No. 66 on the *PrepStar* Dream Team ... *PrepStar* All-American and All-Southeast Region choice ... *PrepStar*'s No. 5 defensive back ... a two-time first team GSWA AAA All-State selection ... member of the *Atlanta Journal-Constitution* Super 11 ... *MaxPrep* 2011 U.S. Air Force Medium Schools All-American ... No. 23 in Tom Lemming's *MaxPrep*'s Top 100 and the No. 2 cornerback ... No. 18 on *Mobile Press-Register*'s Super Southeast 120 ... as a senior in 2011, accounted for 80 tackles, three interceptions and more than 800 yards rushing on offense ... had eight interceptions as a junior and 14 pass breakups while making 47 tackles, three picks and 10 pass breakups as a sophomore in 2009 ... coached by Paul Standard at St. Pius X ... chose Alabama over Auburn, Florida, Florida State, Clemson, Georgia, Notre Dame, Southern California, Arkansas and Stanford.

SMITH'S CAREER STATISTICS

| Year | Tackles | | | | | | Fumbles | | | | |
|-------|---------|----|----|----|-------|-----|---------|----|-----|-----|-----|
| | G-S | TT | UT | AT | TFL | QBH | Sacks | FF | FR | PBU | INT |
| 2012 | 13-2 | 9 | 4 | 5 | 0.5-2 | 0 | 0-0 | 0 | 0-0 | 2 | 0-0 |
| 2013 | 12-0 | 10 | 7 | 3 | 1-2 | 0 | 0-0 | 0 | 0-0 | 4 | 0-0 |
| 2014 | 14-6 | 56 | 31 | 25 | 3.5-9 | 0 | 0-0 | 1 | 0-0 | 1 | 0-0 |
| Total | 39-8 | 75 | 42 | 33 | 5-13 | 0 | 0-0 | 1 | 0-0 | 7 | 0-0 |

SMITH'S CAREER BESTS

Tackles 10 vs. Auburn, 2014
Tackles for Loss 2 vs. Auburn, 2014
Yards Lost 6 at Tennessee, 2014
Pass Breakups 1 (six times); last vs. Chattanooga, 2013



MAURICE SMITH
DB
Jr. • 6-0 • 199 • 2L
Sugar Land, Texas/
Fort Bend Dulles

21

OUTLOOK: Played in 26 games during his first two years at the Capstone while making two starts at cornerback ... enters the 2015 season with valuable experience under his belt and an opportunity to earn a starting job in the secondary ... has 23 career tackles with four pass breakups.

SOPHOMORE (2014): A reserve defensive back who played both cornerback and star in nickel formations ... played in all 14 games with one start ... a regular on special teams ... had 10 tackles, half of a tackle for loss (-2 yards) and a pass breakup to his credit. **FAU:** Recorded the fourth pass breakup of his career in the win. **Southern Miss:** Added three tackles, including a pair of solo stops, for the Crimson Tide. **Florida:** Had one solo tackle in the win over the Gators. **Ole Miss:** Recorded two solo tackles against the Rebels. **Texas A&M:** Had half of a tackle for loss (-2 yards) to go along with seven total tackles and six solo stops. **LSU:** Made one assisted tackle. **Western Carolina:** Registered two solo tackles as the Crimson Tide held the Catamounts to just 213 yards of total offense.

FRESHMAN (2013): Made a positive impression on the coaching staff in his rookie season ... recorded 13 tackles (one assisted for loss) and three pass breakups in 11 games played ... made his first career start against Chattanooga in the season's 11th game ... also a contributor on special teams, with six tackles on the kickoff coverage team. **Virginia Tech:** Made his Alabama debut on special teams in 35-10 win over the Hokies. **Texas A&M:** Added two assisted tackles in the win over the No. 6 Aggies in College Station. **Colorado State:** Registered a season-best four tackles, including one solo stop against the Rams ... assisted on a tackle for loss and broke up a pass. **Ole Miss:** Pitched in with one solo tackle on kickoff coverage while seeing snaps at cornerback behind fellow freshman Eddie Jackson. **Georgia State:** Had one assisted tackle on the kickoff coverage team. **Arkansas:** Made one solo and one assisted tackle while breaking up a pass in 52-0 victory over the Razorbacks. **Chattanooga:** Earned his first career start at cornerback and made three tackles with two solo stops as UTC managed only 82 yards passing. **Auburn:** Came off the bench to make three stops, including two solo tackles.

HIGH SCHOOL AND PERSONAL DATA: Was a consensus four-star cornerback ... played in the Under Armour All-American Game ... ranked as the No. 5 cornerback in the class of 2013 by *Scout.com* and listed 55th in the *Scout300* ... *247Sports* ranked him as the No. 11 corner, rated him No. 121 in the *Top247* and 14th in Texas while the *247Composite* had him 84th nationally, the No. 9 cornerback and No. 111 in Texas ... ranked 12th among corners by *Rivals*.

PROFILES

com and 143 in the *Rivals250* ... ESPN had him as the No. 8 player in the state of Texas and No. 8 in the Midlands Region ... No. 84 in the *ESPN100* and the outlet's No. 12 cornerback ... *PrepStar* ranked him as the No. 7 corner and the nation's No. 89 player ... a member of the *PrepStar* Dream Team ... the No. 15 cornerback by Tom Lemming of *MaxPreps* ... recorded one interception as a senior in 2012 with 21 receptions for 389 yards and seven touchdowns ... had 63 tackles and three interceptions as a junior in 2011 ... played for head coach Jim Creech at Fort Bend Dulles High School ... chose Alabama over Florida, Arkansas, Arizona State, Texas, LSU, Notre Dame, Texas A&M, Oklahoma, Oklahoma State, Nebraska and Michigan.

SMITH'S CAREER STATISTICS

| Year | Tackles | | | | | | | Fumbles | | | | |
|-------|---------|----|----|----|-------|-----|-------|---------|-----|-----|-----|--|
| | G-S | TT | UT | AT | TFL | QBH | Sacks | FF | FR | PBU | INT | |
| 2013 | 12-1 | 13 | 5 | 8 | 0.5-2 | 0 | 0-0 | 0 | 0-0 | 3 | 0-0 | |
| 2014 | 14-1 | 10 | 7 | 3 | 0.5-2 | 0 | 0.5-2 | 0 | 0-0 | 1 | 0-0 | |
| Total | 26-2 | 23 | 12 | 11 | 1-4 | 0 | 0.5-2 | 0 | 0-0 | 4 | 0-0 | |

SMITH'S CAREER BESTS

Tackles 4 vs. Colorado State, 2013
Tackles for Loss 0.5 vs. Colorado State, 2013
Yards Lost 2 vs. Colorado State, 2013
Pass Breakups 1 (four times); last vs. FAU, 2014




O.J. SMITH
 DL
 Fr. • 6-2 • 308 • RS
 Bossier City, La./ Airline
91

OUTLOOK: Returns from injury and a redshirt season in 2015 looking to develop a role along the Crimson Tide's defensive front.

FRESHMAN (2014): Redshirted during his first season at the Capstone.

HIGH SCHOOL AND PERSONAL DATA: A talented defensive lineman who was selected to participate in the 2014 Under Armour All-America Game ... a four-star prospect by ESPN who was ranked 215th nationally in the ESPN300 ... rated as the No. 18 defensive tackle prospect nationally by ESPN and the No. 15 player in Louisiana ... also earned four stars and Top 300 All-America honors from PrepStar, as the No. 217 player nationally and the No. 18 tackle ... the No. 33 defensive tackle by Scout.com and the No. 34 tackle by 247Sports ... the No. 30 defensive tackle prospect in the 247Sports Composite rankings and the No. 18 player in Louisiana ... Rivals ranked him 40th among players in Louisiana ... garnered honorable mention 5A all-state accolades from the Louisiana Sports Writers Association as a senior at Airline High School in 2013 ... also earned 2012 honorable mention 5A All-State honors from the LSWA, after recording 66 tackles with 26 tackles for loss and two sacks as a junior ... garnered team defensive MVP and All-Metro honors in 2012 ... played for head coach Bo Meeks at Airline ... chose Alabama over Mississippi State and Texas.



ARDARIUS STEWART
 WR
 So. • 6-1 • 204 • 1L
 Fultondale, Ala./ Fultondale
13

OUTLOOK: An impressive athlete who developed a role at wide receiver as a redshirt freshman in 2014 in one of the deepest receiving corps in the nation ... could be a prime target in 2015.

REDSHIRT FRESHMAN (2014): Was one of the first wide receivers off the bench for the Crimson Tide ... played in 13 games with two starts ... recorded 12 receptions for 149 yards ... seven of his 12 catches went for first downs ... also had two tackles on special teams ... earned Offensive Player of the Week honors from the Alabama coaching staff following the Western Carolina game. **FAU:** Recorded three catches for 63 yards with a long of 40 ... notched his first career tackle. **Florida:** Made one solo tackle on special teams. **Texas A&M:** Caught his fourth pass of the season for eight yards. **LSU:** Caught one pass for two yards. **Mississippi State:** Made his first career start against the Bulldogs, catching two passes for 25 yards with a long of 17 yards. **Western Carolina:** Caught a season-best five passes for 51 yards with three converting first downs.

FRESHMAN (2013): Redshirted during his first season at The University of Alabama.


HIGH SCHOOL AND PERSONAL DATA: One of the top football players in the state of Alabama as a junior and senior ... a consensus four-star athlete ... ranked the No. 3 athlete nationally by *Rivals.com* and No. 66 in the *Rivals100* while being listed as the No. 4 player in Alabama ... No. 67 in the Top247, the No. 3 athlete nationally and the No. 5 player in the state by 247Sports.com ... No. 86 nationally in the 247Composite, No. 3 athlete and No. 18 in Alabama ... ESPN rated him the No. 18 athlete and 181st in the ESPN 300 ... Scout.com listed him as the No. 10 wide receiver and 94th-best prospect in the nation ... No. 59 in Tom Lemming's *MaxPreps* Top 100 and the No. 1 athlete ... a five-star prospect by *PrepStar*, which ranked him the No. 49 player in the nation and No. 3 athlete ... first team small school All-American as an all-purpose player by *MaxPreps* and a second team selection on the overall All-America team at defensive back ... *Birmingham News* Player of the Year ... a 2A All-State selection and Back of the Year by the Alabama Sports Writers Association in 2012, after scoring 52 total touchdowns on receptions, runs and returns in 2012 ... had 1,923 yards rushing in 2012 after totaling 2,188 on the ground in 2011 ... had 55 tackles with two interceptions in 2012 ... earned 2011 ASWA first team 2A All-State honors ... finished his career at Fultondale High School with 138 total touchdowns ... coached by Keith Register at Fultondale ... chose Alabama over Auburn, Clemson, Florida State and Utah.

STEWART'S CAREER STATISTICS

| RECEIVING | | | | | | |
|-----------|------|-----|-------|------|----|----|
| Year | G-S | No. | Yards | Avg. | TD | LP |
| 2014 | 13-2 | 12 | 149 | 12.4 | 0 | 40 |

STEWART'S CAREER BESTS

Receptions 5 vs. Western Carolina, 2014
Yards 63 vs. FAU, 2014
Long Reception 40 vs. FAU, 2014



BRADLEY SYLVE
 DB
 Sr. • 6-0 • 180 • 3L
 Port Sulphur, La./ South Plaquemines
3

OUTLOOK: An experienced speedster in the back end of the Crimson Tide's defense ... played in 34 career games making four starts at cornerback ... made the move from wide receiver to defensive back late in his redshirt season (2011) ... has 24 career tackles with six pass breakups.

JUNIOR (2014): Started the season opener at cornerback for the Crimson Tide ... saw playing time in all 14 games ... had eight tackles on the season with seven solo stops. **West Virginia:** Started and made five tackles against the Mountaineers while recording four solo stops. **Auburn:** Saw his most extensive playing time at cornerback since the season opener ... filled in for Eddie Jackson in the second half and made three solo tackles while breaking up two passes ... appeared to have an interception before referees ruled it a simultaneous catch.

SOPHOMORE (2013): Played in eight games with three starts in the secondary ... made his first career start against Colorado State, at cornerback ... finished with 10 tackles and two pass breakups ... a contributor on special teams ... missed the Tennessee game with a sprained ankle and battled injuries throughout the season. **Colorado State:** Made two solo tackles in the Alabama victory. **Georgia State:** Came off the bench to make three stops and break up a pass against the Panthers. **Kentucky:** Started his second game of the season ... made two solo tackles and knocked down a pass. **Arkansas:** Started and made one assisted tackle at corner before leaving the game with an ankle sprain. **Chattanooga:** Returned to action for the first time in three games after recovering from a high-ankle sprain ... made two solo tackles. **Auburn:** Made two solo tackles off the bench against Auburn.

REDSHIRT FRESHMAN (2012): Appeared in 12 games, breaking up two passes and totaling six tackles with four solo stops.

FRESHMAN (2011): Redshirted during his first year at the Capstone in 2011.

HIGH SCHOOL AND PERSONAL DATA: One of the biggest playmakers in the 2011 class ... a

PROFILES

PLAYER PROFILES

versatile, explosive and fast athlete ... an Under Armour All-American ... had a 91-yard kickoff return for a touchdown in the Under Armour All-America Game, where he was selected as the fastest player at the game ... a consensus four-star prospect ... ranked as the No. 41 player nationally in the *ESPNU* 150 and No. 122 in the *Rivals250* ... the nation's No. 5 wide receiver by *ESPNU* and the No. 14 wideout by *Rivals.com* ... the No. 10 player in Louisiana by *Rivals.com* ... *SuperPrep* All-America and the publication's No. 14 receiver ... named the No. 8 player in Louisiana by *SuperPrep* ... ranks 61st in *Mobile Press-Register's* Super Southeast 120 ... Tom Lemming's No. 24 wide receiver ... won Louisiana state track titles in the 100 and 200 meters ... was a wide receiver for the first five games of the 2010 season before moving to quarterback and leading South Plaquemines High School to a state runner-up finish ... rushed for 1,200 yards and threw for more than 500 yards in the final five games of the 2010 season while earning 1A All-State honors as a defensive back ... missed most of the 2009 season due to injury ... had 1,174 receiving yards while helping his team win the 2008 state championship ... chose the Crimson Tide over LSU, Southern California, Tennessee, Mississippi State, Ole Miss, Stanford and Nebraska.

SYLVE'S CAREER STATISTICS

| Year | Tackles | | | | | Fumbles | | | | | |
|-------|---------|----|----|----|-----|---------|-------|----|-----|-----|-----|
| | G-S | TT | UT | AT | TFL | QBH | Sacks | FF | FR | PBU | INT |
| 2012 | 12-0 | 6 | 4 | 2 | 0-0 | 0 | 0-0 | 0 | 0-0 | 2 | 0-0 |
| 2013 | 8-3 | 10 | 8 | 2 | 0-0 | 0 | 0-0 | 0 | 0-0 | 2 | 0-0 |
| 2014 | 14-1 | 8 | 7 | 1 | 0-0 | 0 | 0-0 | 0 | 0-0 | 2 | 0-0 |
| Total | 34-4 | 24 | 19 | 5 | 0-0 | 0-0 | 0-0 | 0 | 0-0 | 6 | 0-0 |

SYLVE'S CAREER BESTS

Tackles 5 vs. West Virginia, 2014
 Pass Breakups 2 vs. Auburn, 2014



ALPHONSE TAYLOR
 OL
 Jr. • 6-5 • 325 • 2L
 Mobile, Ala./
 Davidson

OUTLOOK: Spent the past two seasons at Alabama as a reserve offensive guard ... saw extensive action in 2014 with two starts ... has played in 20 career games and will be looking to secure that starting job in 2015 on a line that lost three starters from last season ... can play either guard position.

SOPHOMORE (2014): A redshirt sophomore who battled for the starting job at right guard ... came off the bench in the season opener against West Virginia, but played well over half the snaps with the starting unit ... earned his first career start against Florida Atlantic and then started at Arkansas ... settled into a role on special teams (field goal and PAT) and saw playing 12 games ... helped an offensive line that averaged 206.6 yards rushing per game, which ranked seventh in the SEC and 30th nationally ... the line surrendered just 16 sacks on the season to rank

second in the SEC and 14th nationally (1.14 per game) ... blocked for 484.5 yards of total offense per game (third in the SEC and 17th nationally). **West Virginia:** Opened holes for two 100-yard rushers as T.J. Yeldon went for 126 yards and two touchdowns and Derrick Henry added 113 yards and one score ... blocked for 538 yards of total offense with no sacks allowed. **FAU:** Recorded a knockdown block and helped block for 190 yards on the ground while providing time for 430 yards through the air, the second-most yards in school history ... did not allow a sack in 38 pass attempts. **Southern Miss:** Came off the bench at right guard and did not have a missed assignment ... helped the Tide roll up 333 yards on the ground and 546 yards of total offense. **Florida:** Came off the bench as a reserve in the fourth quarter. **Ole Miss:** Played 18 snaps off the bench at right guard. **Arkansas:** Started at right guard and had one knockdown block. **Texas A&M:** Came off the bench in the second series of the third quarter and finished the game in a 59-0 win over the Aggies.

REDSHIRT FRESHMAN (2013): A reserve guard on the Alabama offensive line who played in eight games ... saw action against Virginia Tech, Colorado State, Ole Miss, Georgia State, Kentucky, Arkansas, Tennessee and Chattanooga ... had a team-high four knockdown blocks against the Mocs in the 11th game of the season.

FRESHMAN (2012): Redshirted during his first season at the Capstone.

HIGH SCHOOL AND PERSONAL DATA: A four-star prospect by *ESPNU* ... ranked as the site's No. 15 defensive tackle and the No. 9 player in the State of Alabama ... *247sports.com* rated him as the No. 33 offensive tackle with four stars and the state's 13th-best talent ... *Scout.com* ranked him the No. 31 offensive tackle and gave him four stars while *Rivals.com* slotted him as the No. 26 defensive tackle ... No. 100 on *Mobile Press-Register's* Super Southeast 120 and 10th in the paper's Elite 18 (top 18 prospects in Alabama) ... *PrepStar* All-Southeast Region selection ... No. 11 on *Birmingham News* Super Seniors list ... the No. 12 player in the state of Alabama by *SuperPrep* ... played in the Alabama Mississippi All-Star Game ... honorable mention ASWA 6A All-State as a senior in 2011 ... recorded 30 tackles and four TFL in 2009 at Davidson High School ... chose Alabama over Florida State, Auburn, Georgia and LSU.



DALVIN TOMLINSON
 DL
 Jr. • 6-3 • 294 • 2L
 McDonough, Ga./
 Henry County

OUTLOOK: Tore his ACL in the first game of the 2013 season ... returned to the field in 2014 and should have 100 percent of his explosiveness back in 2015 ... looking to breaking into the starting lineup along the Alabama defensive

front in 2015 ... has played in 15 career games with 26 tackles and 5.5 tackles for loss.

SOPHOMORE (2014): A regular in the defensive line rotation at end for the Crimson Tide defense ... played in 14 games and had 22 tackles with eight solo stops, 2.0 sacks (-5 yards), 5.5 tackles for loss (-11 yards) and two quarterback hurries. **West Virginia:** Came off the bench but was a force for the Alabama defense with five tackles ... helped limit the Mountaineers to just 28 rushing yards ... had two solo tackles. **FAU:** Played but did not record any stats vs. the Owls. **Southern Miss:** Recorded one solo tackle off the bench ... helped limit the Golden Eagles to only 56 rushing yards on 18 attempts ... added his first quarterback hurry of the season. **Florida:** Made one solo tackle, including one solo stop as the Tide limited the Gators to only 200 total yards. **Arkansas:** Added an assisted tackle in the Tide's win over the Razorbacks, while helping limit the SEC's best rushing attack to just 89 yards, 227 yards below their previous average. **Tennessee:** Registered the first sack of his career, dropping Vols quarterback Joshua Dobbs for a one-yard loss ... finished with two solo tackles. **LSU:** Made three tackles, including two solo stops ... had two tackles for loss (-2 yards) and helped limit the Tigers to just 3.3 yards per rush and 76 passing yards. **Mississippi State:** Turned in a career-best seven tackles with two tackles for loss (-7 yards) and one sack (-4 yards). **Auburn:** Recorded two assisted tackles with half of a tackle for loss (-1 yard) ... added his second quarterback hurry of the season in the win over the No. 15 Tigers.

REDSHIRT FRESHMAN (2013): Played in one game before a knee injury ended his season ... had four tackles with two solo stops against Virginia Tech before the injury.

FRESHMAN (2012): Redshirted during his first season at the Capstone.

HIGH SCHOOL AND PERSONAL DATA: Picked the Crimson Tide on signing day to help solidify an outstanding 2012 class of defensive linemen ... a four-star talent with good power ... ranked 149th in the *Rivals250* ... *Rivals.com* rated him as the No. 11 defensive tackle nationally and the No. 11 player in the state of Georgia ... *Scout.com* ranked him the country's 17th-best defensive tackle ... *247sports.com* listed him as the No. 21 player in the Peach State and the No. 22 defensive tackle nationally ... *ESPNU* three-star prospect who was rated 42nd among defensive tackles and 56th in Georgia ... first team Georgia Sports Writers Association AAA All-State ... *SuperPrep* All-American and the publication's No. 13 player in the state of Georgia ... *SuperPrep's* No. 53 defensive line prospect (ends and tackles) ... *Atlanta Journal-Constitution* Super 11 ... No. 77 on the *PrepStar* Dream Team ... *PrepStar* All-American and All-Atlantic Region choice ... *PrepStar's* No. 11 defensive tackle ... No. 50 in *Mobile Press-Register's* Super Southeast 120 ... had 109 tackles as a senior in 2011 with 8.5 sacks, four pass breakups and one blocked field goal ... had 76 tackles with 7.5 sacks, one forced fumble and two fumble recoveries as a junior in 2010 ... coached by Mike Rozier at Henry County High School ... chose Alabama over Georgia Tech.

PROFILES

TOMLINSON'S CAREER STATISTICS

| Year | Tackles | | | | | Fumbles | | | | | |
|-------|---------|----|----|----|--------|---------|-------|----|-----|-----|-----|
| | G-S | TT | UT | AT | TFL | QBH | Sacks | FF | FR | PBU | INT |
| 2013 | 1-0 | 4 | 2 | 2 | 0-0 | 0 | 0-0 | 0 | 0-0 | 0 | 0-0 |
| 2014 | 14-0 | 22 | 8 | 14 | 5.5-11 | 2 | 2-5 | 0 | 0-0 | 0 | 0-0 |
| Total | 15-0 | 26 | 10 | 16 | 5.5-11 | 2 | 2-5 | 0 | 0-0 | 0 | 0-0 |

TOMLINSON'S CAREER BESTS

Tackles 7 vs. Mississippi State, 2014
Tackles for Loss ... 2 (twice); last vs. Mississippi State, 2014
Yards Lost 7 vs. Mississippi State, 2014
Sacks 1 (twice); last vs. Mississippi State, 2014
Yards Lost 4 vs. Mississippi State, 2014
Quarterback Hurries 1 (twice); last vs. Auburn, 2014



JABRIEL WASHINGTON
 DB
 Sr. • 5-11 • 182 • 3L
 Jackson, Tenn./
 Trinity Christian Academy

OUTLOOK: An athletically gifted defensive back prospect who has played in 29 career games in the defensive backfield for the Crimson Tide ... will look to develop an expanded role at safety in 2015 ... has 20 career tackles with one interception and three pass breakups.

JUNIOR (2014): Appeared in 13 games ... made the first start of his career against Southern Miss ... had 17 tackles, two pass breakups and one interception. **West Virginia:** Recorded one tackle versus the Mountaineers. **FAU:** Had one tackle and a pass breakup. **Southern Miss:** Made two tackles in his first start. **Florida:** Hauled in his first career interception in the win over the Gators. **Arkansas:** Contributed with one solo tackle off the bench for the Crimson Tide in a 14-13 win in Fayetteville. **Texas A&M:** Came off the bench to make one solo tackle. **LSU:** Helped break up the Tigers fourth-down pass in overtime in the end zone ... added one assisted tackle. **Mississippi State:** Made a season-high three tackles with one solo stop. **Western Carolina:** Recorded two solo tackles against the Catamounts. **Auburn:** Made two tackles with one solo stop ... also broke up a pass. **Missouri:** Recorded two solo tackles as the Tide's fifth defensive back in the SEC Championship Game victory. **Ohio State:** Made one solo tackle playing in Alabama's dime formation.

SOPHOMORE (2013): A reserve defensive back who played in eight games while also contributing on special teams ... saw action against Virginia Tech, Colorado State, Ole Miss, Georgia State, Arkansas and Chattanooga ... made one tackle on the season with an assisted stop against the Mocs.

REDSHIRT FRESHMAN (2012): Came off the bench in eight games, earning time against Western Kentucky, Arkansas, Florida Atlantic, Missouri, Mississippi State, Western Carolina, Auburn and Notre Dame in the Discover BCS National Championship Game. **Western Carolina:** Assisted on one tackle in the shutout

win. **Auburn:** Assisted on a tackle in the Iron Bowl.

FRESHMAN (2011): Redshirted during his first year at Alabama.


HIGH SCHOOL AND PERSONAL DATA: Came to the Capstone as a four-star prospect and Parade All-American ... ranked as the No. 19 cornerback in the class of 2011 by Scout.com ... listed as an athlete by Rivals.com and ESPNU and ranked 20th and 29th, respectively ... the No. 3 prospect in the state of Tennessee by Rivals.com ... 109th on Mobile Press-Register's Super Southeast 120 ... honorable mention on Orlando Sentinel's All-Southern team ... the No. 2 prospect in Tennessee by SuperPrep ... threw for 2,635 yards and 23 touchdowns as a senior while rushing for 1,006 yards and 17 scores ... on defense in 2010, had a team-high 111 tackles, six interceptions for 127 return yards, two fumble recoveries and one forced fumble ... also returned eight punts for 245 yards for a 30.6 yards per return average ... completed 88-of-155 passes as a junior in 2009 for 1,255 yards, 11 touchdowns and seven interceptions ... also rushed for 867 yards while recording 83 tackles with two interceptions and two fumble recoveries ... had 114 tackles and seven interceptions as a sophomore in 2008, with 11 rushing touchdowns and 17 passing ... had over 30 scholarship offers ... chose Alabama over LSU, Georgia, Tennessee, Ohio State and Notre Dame.

WASHINGTON'S CAREER STATISTICS

| Year | Tackles | | | | | Fumbles | | | | | |
|-------|---------|----|----|----|-----|---------|-------|----|-----|-----|-----|
| | G-S | TT | UT | AT | TFL | QBH | Sacks | FF | FR | PBU | Int |
| 2012 | 8-0 | 2 | 0 | 2 | 0-0 | 0 | 0-0 | 0 | 0-0 | 0 | 0-0 |
| 2013 | 8-0 | 1 | 0 | 1 | 0-0 | 0 | 0-0 | 0 | 0-0 | 0 | 0-0 |
| 2014 | 13-1 | 17 | 11 | 6 | 0-0 | 0 | 0-0 | 0 | 0-0 | 2 | 1-0 |
| Total | 29-1 | 20 | 11 | 9 | 0-0 | 0 | 0-0 | 0 | 0-0 | 2 | 1-0 |

WASHINGTON'S CAREER BESTS

Tackles 3 vs. Mississippi State, 2014
Interceptions 1 vs. Florida, 2014



TIM WILLIAMS
 LB
 Jr. • 6-4 • 230 • 2L
 Baton Rouge, La./
 University Lab

OUTLOOK: A disruptive pass rusher who could earn an even greater role at outside linebacker in 2015 ... played in 19 career games with eight tackles, 2.5 tackles for loss, 1.5 sacks and four pass breakups.

SOPHOMORE (2014): A versatile defender who played in 12 games ... finished with five tackles on the season, including 1.5 sacks (-24 yards) and four quarterback hurries. **FAU:** Recorded two assisted tackles in the game for a defense that gave up just 57 rushing yards. **Texas A&M:** Made one half sack for a loss (-7 yards) ... registered his first career quarterback hurry. **Mississippi State:** Had one quarterback hurry in the Tide's

win over the No. 1-ranked Bulldogs. **Western Carolina:** Registered one sack for a loss of 17 yards. **Auburn:** Came on late in the game as a pass-rushing specialist ... made one solo tackle and recorded one quarterback hurry. **Missouri:** Had one quarterback hurry in the fourth quarter against the Tigers.

FRESHMAN (2013): Made his first appearance for the Tide in the season's third game against Colorado State ... played in seven games, including CSU, Ole Miss, Georgia State, Kentucky, Arkansas, Tennessee and Chattanooga ... finished with three tackles, one for a 9-yard loss. **Georgia State:** Made first tackle of his career against the Panthers, dropping the ball carrier for a loss of nine yards. **Arkansas:** Had one solo tackle coming off the bench against the Hogs. **Chattanooga:** Recorded one assisted tackle in the Tide's 49-0 victory.

HIGH SCHOOL AND PERSONAL DATA: Another top player out of the state of Louisiana ... a consensus four-star prospect ... selected to play in the Under Armour All-America Game ... 36th in the ESPN150 and the No. 5 defensive end in the nation by ESPN ... also ranked as the No. 1 player in the state of Louisiana and the No. 18 player in the Southeast Region by ESPN ... Tom Lemming of MaxPreps rated Williams as the nation's No. 35 player and the No. 4 outside linebacker ... 247Sports listed him as the No. 2 weakside defensive end nationally, No. 73 in the Top247 and the No. 3 player in Louisiana ... 82nd in the 247Composite ... Scout.com had Williams as the nation's No. 20 defensive end and No. 167 in the Scout300 ... Sporting News' No. 48 player in the nation ... a member of the PrepStar Dream Team as the nation's No. 85 prospect and the sixth-ranked defensive end ... registered 115 tackles with 45 tackles for loss and 16 sacks as a junior in 2011 ... a 2011 and 2012 first-team Louisiana Sports Writers Association All-State selection ... second-team small school All-American as a defensive lineman by MaxPreps ... named to the Baton Rouge All-Area team and was a Louisiana 2A All-State selection ... coached by Chad Mahaffey at University Lab High School ... chose Alabama over Miami, LSU, Auburn, Arkansas, Florida, Florida State, Notre Dame, Tennessee, Southern California and Texas A&M.

WILLIAMS' CAREER STATISTICS

| Year | Tackles | | | | | Fumbles | | | | | |
|-------|---------|----|----|----|--------|---------|--------|----|-----|-----|-----|
| | G-S | TT | UT | AT | TFL | QBH | Sacks | FF | FR | PBU | Int |
| 2013 | 7-0 | 3 | 2 | 1 | 1-9 | 0 | 0-0 | 0 | 0-0 | 0 | 0-0 |
| 2014 | 12-0 | 5 | 2 | 3 | 1.5-24 | 4 | 1.5-24 | 0 | 0-0 | 0 | 0-0 |
| Total | 19-0 | 8 | 4 | 4 | 2.5-33 | 4 | 1.5-24 | 0 | 0-0 | 0 | 0-0 |

WILLIAMS' CAREER BESTS

Tackles 2 vs. FAU, 2014
Tackles for Loss ... 1 (twice); last vs. Western Carolina, 2014

PROFILES

WALK-ON PROFILES



45
So. • 6-5 • 222 • SQ TE
HUNTER BRYANT
Roswell, Ga./
Fellowship Christian



43
Fr. • 5-11 • 205 • RS LB
GUSSIE BUSCH
St. Louis, Mo./
Priory



39
Sr. • 6-3 • 208 • SQ LB
PADEN CROWDER
Vestavia Hills, Ala./
Vestavia Hills



48
Jr. • 6-0 • 211 • SQ TE
DAVID D'AMICO
Birmingham, Ala./
Vestavia Hills



62
Jr. • 6-5 • 315 • SQ OL
WILL DAVIS
Letohatchee, Ala./
Fort Dale Academy



43
So. • 5-7 • 175 • SQ RB
LAWRENCE EREKOSIMA
Simpsonville, S.C./
Clinton



48
Jr. • 6-2 • 195 • SQ DB
BO GRANT
Valley, Ala./
Valley



58
Sr. • 6-0 • 234 • SQ SN
ALEX HARRELSON
Vestavia Hills, Ala./
Vestavia Hills



86
Sr. • 6-3 • 220 • SQ TE
TRUETT HARRIS
Brentwood, Tenn./
Brentwood



96
Sr. • 6-2 • 254 • SQ DL
STEPHEN HODGE
Akron, Ala./
Hale County



89
Sr. • 6-2 • 248 • SQ DL
BERNEL JONES
Montgomery, Ala./
Jefferson Davis



98
Jr. • 5-10 • 191 • SQ P
ADRIAN LAMOTHE
Monterrey, Mexico/
Prepa Tec



51
Jr. • 5-9 • 226 • SQ DL
JAKE LONG
Vestavia Hills, Ala./
Vestavia Hills




41
So. • 6-0 • 190 • SQ DB
TREY MOON
Cullman, Ala./
Cullman



47
Sr. • 6-0 • 251 • SQ OL
BRANDON MOORE
Cincinnati, Ohio/
Hills Christian Academy



16
Fr. • 6-5 • 221 • RS LB
JAMEY MOSLEY
Ocala, Fla./
Trinity Catholic



42
So. • 6-1 • 218 • SQ TE
JACOB PARKER
Meridianville, Ala./
Westminster Christian




25
So. • 5-11 • 194 • 1L RB
BUDDY PELL
Mountain Brook, Ala./
Mountain Brook




24
So. • 5-10 • 200 • SQ RB
HAMILTON PHILIPS
Mobile, Ala./
UMS-Wright



66
Jr. • 6-4 • 281 • SQ OL
CHRIS POSA
Commerce, Mich./
St. Mary's Prep



45
So. • 5-11 • 185 • SQ DB
CEDRIC POWELL
Birmingham, Ala./
G.W. Carver



89
So. • 6-0 • 195 • SQ VWR
ARMANI PURIOFYE
Kingsland, Ga./
Camden County



49
Jr. • 6-3 • 312 • SQ OL
ANDRE SIMS
Montgomery, Ala./
Sidney Lanier



31
Sr. • 6-3 • 210 • SQ DB
NATE STASKELUNAS
Greenville, N.C./
Arendell Parrott Academy



44
So. • 6-0 • 172 • SQ DB
LEVI WALLACE
Tucson, Ariz./
Tucson



82
So. • 5-11 • 180 • SQ WR
THAYER WEAVER
St. Louis, Mo./
DeSmet



35
So. • 5-6 • 165 • SQ WR
THOMAS WOOD
Birmingham, Ala./
Vestavia Hills

WALK-ON PROFILES

2015 ALABAMA NEWCOMERS

| Name | Pos. | Ht. | Wt. | Class | Hometown/School |
|----------------------|------|------|-----|-------|--|
| Keaton Anderson | ILB | 6-1 | 215 | Fr. | Florence, Ala./Florence |
| Blake Barnett | QB | 6-5 | 200 | Fr. | Corona, Calif./Santiago |
| Mekhi Brown | OLB | 6-5 | 225 | Fr. | Columbus, Ga./Carver |
| Shawn Burgess-Becker | S | 6-1 | 195 | Fr. | Coconut Creek, Fla./Monarch |
| Daylon Charlot | WR | 6-0 | 195 | Fr. | Patterson, La./Patterson |
| Lester Cotton | OL | 6-4 | 320 | Fr. | Tuscaloosa, Ala./Central |
| Minkah Fitzpatrick | CB | 6-1 | 195 | Fr. | Old Bridge, N.J./St. Peter's Prep |
| DeSherrius Flowers | RB | 6-1 | 210 | Fr. | Mobile, Ala./Vigor |
| Damien Harris | RB | 5-11 | 205 | Fr. | Berea, Ky./Madison Southern |
| Ronnie Harrison | S | 6-3 | 205 | Fr. | Tallahassee, Fla./FSU University School |
| Hale Hentges | TE | 6-5 | 230 | Fr. | Jefferson City, Mo./Helias |
| Anfernee Jennings | OLB | 6-3 | 255 | Fr. | Dadeville, Ala./Dadeville |
| Brandon Kennedy | OL | 6-3 | 295 | Fr. | Wetumpka, Ala./Wetumpka |
| Joshua McMillon | ILB | 6-3 | 240 | Fr. | Memphis, Tenn./Whitehaven |
| Daron Payne | DL | 6-2 | 325 | Fr. | Birmingham, Ala./Shades Valley |
| Richie Petitbon | OL | 6-4 | 305 | Fr. | Annapolis, Md. /Gonzaga |
| Calvin Ridley | WR | 6-1 | 185 | Fr. | Coconut Creek, Fla./Monarch |
| Bo Scarbrough | RB | 6-2 | 235 | Fr. | Northport, Ala./Tuscaloosa County |
| Kendall Sheffield | CB | 6-0 | 185 | Fr. | Missouri City, Texas/Fort Bend Marshall |
| Jonathan Taylor | DL | 6-4 | 335 | Jr. | Millen, Ga./Jenkins County/Georgia/Copiah-Lincoln CC |
| Adonis Thomas | OLB | 6-3 | 225 | Fr. | Lawrenceville, Ga./Central Gwinnett |
| Deionte Thompson | S | 6-2 | 180 | Fr. | Orange, Texas/West Orange-Stark |
| Dallas Warmack | OL | 6-2 | 305 | Fr. | Atlanta, Ga./Mays |
| Matt Womack | OL | 6-7 | 320 | Fr. | Hernando, Miss./Magnolia Heights |

KEATON ANDERSON

OLB, 6-1, 215
Florence, Ala./Florence

A linebacker prospect from North Alabama ... a three-star prospect who could play a variety of roles in the Crimson Tide defense ... first team 2014 6A All-State selection by the Alabama Sports Writers Association ... 2014 All-Tennessee Valley Defensive MVP by AL.com ... 2014 AL.com Super All-State ... finalist for the ASWA 6A Lineman of the Year ... No. 13 on the final AL.com A-List ... made 171 tackles as a senior with 14 tackles for loss, 4.5 sacks, six pass breakups, two forced fumbles, a fumble recovery and one interception ... the No. 15 inside linebacker nationally by Scout.com ... ranked as the No. 27 outside linebacker by Rivals.com and the No. 24 player in the state of Alabama ... ESPN rated him as the No. 29 outside linebacker and the No. 17 player in Alabama ... a Prepstar All-Southeast Region selection ... the No. 42 outside linebacker by 247Sports.com and the No. 21 player in the state ... helped guide Florence and head coach Jason Wallace to the state semifinals ... recorded 191 tackles as a weakside linebacker in 2013 ... chose Alabama over Tennessee, LSU and Miami.

BLAKE BARNETT

QB, 6-5, 200
Corona, Calif./Santiago

Arrived at the Capstone in January of 2015 in time for spring practice and a head start on learning the Alabama offense ... a consensus five-star prospect who was the MVP of the 2014 Elite 11 Quarterback Competition and participated in Nike's "The Opening" ... led his team to victory in the 2015 Under Armour All-America Game ... the nation's No. 1-ranked quarterback as a pocket passer by ESPN.com and the top dual-threat signal-caller by Rivals.com ... ranked second nationally by 247Sports

and third by Scout.com ... ranked 14th in the ESPN300, 21st in the Top247, 23rd in the 247Composite, 30th in the Scout.com 300 and ranked 41st in the Rivals100, ... listed as the No. 2 player in California and the West region by ESPN.com while ranking fourth in California by Rivals.com and fifth by 247Sports ... member



Blake Barnett

of the Prepstar Dream Team, ranking 41st nationally ... and a throw for a career-high 3,404 yards in 11 games for head coach Jeff Steinberg at Santiago High School in 2014 ... recorded 23 touchdown passes while rushing for 479 yards and seven scores ... passed for 2,332 yards in 10 games as a junior at Santiago High School with 22 touchdown passes and 695 yards rushing (7.6 yards per carry) and 13 scores ... saw action in four games as a sophomore in 2012 with 185 yards passing and two touchdowns while rushing for 67 yards and a score ... chose Alabama over Oregon, UCLA, Notre Dame and Arizona.

MEKHI BROWN

OLB, 6-5, 225
Columbus, Ga. /Carver

A pass-rushing specialist who was one of the Crimson Tide's earliest commitments to the 2015 signing class ... a unanimous four-star prospect ... selected to participate in the 2015 U.S. Army All-American Bowl ... No. 88 in the Top247, the No. 5 weakside defensive end and No. 10 player in Georgia by 247Sports.com ... ranked No. 114 in the 247 Composite and the No. 6 weakside end ... No. 88 in the ESPN300, the site's No. 10 outside linebacker and No. 12 player in Georgia ... No. 58 on the Prepstar Top 100 Dream Team ... ranked 210th in the Rivals250 and the No. 9 weakside defensive end ... racked up 56 tackles with 14 tackles for loss and 11 sacks as a junior in 2013 to go along with four forced fumbles and three fumble recoveries ... played for head coach Joseph Kegler at Carver High School in Columbus, Ga., where he was a three-time All-State selection ... garnered first-team honors in 2013 and 2014 with honorable mention accolades in 2012 ... chose Alabama over Georgia, Notre Dame, Stanford, Auburn and Louisville.

NEWCOMER PROFILES

PLAYER PROFILES

SHAWN BURGESS-BECKER

S, 6-1, 195
Coconut Creek, Fla./Monarch

A consensus four-star safety out of Monarch High School where he teamed with fellow Crimson Tide signee wide receiver Calvin Ridley ... selected to participate in the Under Armour All-America Game ... the No. 7 safety prospect in the nation who ranked 133rd in the ESPN300 ... ranked No. 24 in the state of Florida by ESPN and 68th in the Southeast region ... the No. 11 safety nationally by Rivals.com and No. 187 in the Rivals250 ... Scout.com ranked him as the No. 13 safety and No. 177 in the Scout300 ... No. 103 on the Prepstar Top 150 Dream Team ... 247Sports.com listed him as the No. 10 safety in the 247Composite, No. 166 overall, while ranking him as the No. 243 in the Top247 and the No. 17 safety ... first team All-State selection in 2013 and 2014 ... No. 16 in the Orlando Sentinel Florida Top 100 ... recorded 72 tackles and five interceptions as a junior in 2013 while accounting for 20 receptions for 518 yards and five scores as a receiver ... had 63 tackles and five picks as a sophomore ... coached by Calvin Davis at Monarch High School ... chose Alabama over Miami, Florida State, Florida and LSU.

DAYLON CHARLOT

WR, 6-0, 190
Patterson, La./Patterson

A top-rated wide receiver nationally who arrives at Alabama as a consensus four-star recruit ... selected to participate in the Under Armour All-America Game ... No. 59 in the ESPN300, the No. 8 wide receiver, No. 2 player in the state of Louisiana and No. 32 prospect in the Southeast region ... ranked as the No. 9 receiver by Rivals.com and is No. 78 in the Rivals100 while being tabbed as the No. 4 player in Louisiana ... No. 122 in the Top247 and the No. 13 wide receiver and No. 6 player in the state ... the 247Composite No. 9 wide receiver and No. 90 player overall ... No. 183 in the Scout300 and the site's No. 23 wide receiver ... No. 89 on the 2014 Prepstar Top 150 Dream Team ... earned 2014 3A All-State honors from the Louisiana Sports Writers Association after catching 30 passes for 711 yards and 14 touchdowns ... also a 2013 LSWA All-State choice after catching 48 passes for 1,055 yards and 16 touchdowns ... played for head coach Chad Blanchard at Patterson ... chose Alabama over LSU while also considering Miami, Arizona State and Texas A&M.

LESTER COTTON

OL, 6-4, 320
Tuscaloosa, Ala./Central

One of the top players in the state of Alabama and an elite offensive line prospect nationally ... named to the 2015 Parade All-America team ... unanimous four-star prospect ... played in the 2015 Under Armour All-America Game and invited to Nike's 2014 "The Opening" ... Medium School All-American by MaxPreps.com ... the No. 3 offensive guard nationally by Rivals.com and No. 46 in the final Rivals100 ... No. 2 player in the state of Alabama by Rivals.com ... No. 59 in the Top247, the No. 4 offensive guard and No. 3 player in the state ... No. 54 in the 247Composite and the No. 4 guard ... Scout.com rates Cotton as the third-best offensive guard and the No. 66 player in the Scout300 ... No. 100 in the ESPN300, the No. 7 guard, No. 5 player in Alabama and No. 51 in the Southeast region ... No. 59 on the Prepstar

Top 150 Dream Team ... 2014 AL.com Super All-State ... No. 3 on the final AL.com A-List ... first team 5A All-State by the Alabama Sports Writers Association and the ASWA 5A Lineman of the Year ... participated in the 2014 Alabama-Mississippi All-Star Game ... played for head coach Dennis Conner at Tuscaloosa Central High School ... chose Alabama over Auburn, Southern California, Mississippi State and Ole Miss.

MINKAH FITZPATRICK

CB, 6-1, 195
Old Bridge, N.J./St. Peter's Prep

One of the top cornerbacks in the 2015 recruiting class ... named to the 2015 Parade All-America team ... selected to participate in the 2015 Under Armour All-America Game and Nike's 2014 "The Opening" ... a five-star prospect by Rivals.com and Scout.com ... 2014 second team All-USA selection by USA Today ... first team MaxPreps.com Junior All-American in 2013 ... the nation's No. 2 corner by Rivals.com and No. 24 in the Rivals100 ... No. 1 player in the state of New Jersey by Rivals.com, ESPN and Scout.com ... No. 2 in the final NJ.com Top 50 ... No. 36 in the Scout300 and the outlet's No. 6 cornerback while ranking as the No. 1 corner in the East region ... No. 27 in the ESPN300 and the No. 4 corner ... ranked No. 3 among all players in the East region ... the No. 5 cornerback and No. 30 overall in the 247Composite ... ranked 49th in the Top247 and the No. 6 cornerback ... No. 28 on the Prepstar Top 150 Dream Team ... had 60 tackles and three interceptions as a senior in 2014 ... accounted for 62 tackles with four picks and 21 pass breakups as a junior in 2013 while earning first team All-State honors (non-public) and first team All-Hudson County ... was No. 1 player in the 2013 NJ.com Top 50 ... had two interceptions and 12 pass breakups as a sophomore ... played for head coach Rich Hansen at St. Peter's Prep (N.J.) ... chose Alabama over Florida State, Oklahoma, Auburn and Boston College.



Ronnie Harrison

DESHERRIUS FLOWERS

RB, 6-1, 211
Mobile, Ala./Vigor

A January 2015 early enrollee ... played in the 2015 U.S. Army All-America Bowl ... consensus four-star prospect at running back ... ranked 104th in the ESPN300 while being listed as the No. 10 running back and No. 6 player in the state of Alabama ... rated No. 147 in the final Top247 and ranked as the 15th-best running back by 247sports.com and the No. 5 player in the state of Alabama ... ranked 170th in the 247Composite and the No. 16 back ... member of the Prepstar Dream Team as the No. 85 player nationally ... listed at No. 192 in the Rivals 250 and the No. 21 running back and No. 9 player in Alabama ... No. 205 in the Scout.com 300 and the No. 28 running back ... No. 12 in AL.com's 2015 A-List rankings ... rushed for 1,099 yards as a junior in 2013 on 136 carries while adding two receptions for 31 yards and seven total touchdowns ... ran for 922 yards and 12 touchdowns as a sophomore in 2012 ... coached by Ashley Johnson at Vigor High School ... chose Alabama over Auburn.

DAMIEN HARRIS

RB, 5-11, 205
Berea, Ky./Madison Southern

The top-ranked running back in the nation by Rivals.com, Prepstar and the 247Composite ... a five-star prospect by Rivals.com ... participated in the 2015 Under Armour All-America Game and Nike's "The Opening" in 2013 and 2014 ... 2014 All-USA first team by USA Today ... 2013 Gatorade Kentucky Player of the Year ... 2014 The Courier-Journal's All-State selection ... the unanimous No. 1 player the state of Kentucky ... No. 8 in the Rivals100 ... No. 17 on the Prepstar top 150 Dream Team ... No. 36 in the ESPN300, the No. 2 running back in the nation and No. 17 player in the Southeast region ... No. 47 in the Top247 and the No. 3 running back by 247Sports.com ... ranked No. 31 in the 247Composite ... a knee injury limited Harris to 1,474 yards and 23 touchdowns in seven games during the 2014 season ... rushed for 2,621 yards and 42 touchdowns as a junior in 2013 ... finished his high school career with the second-most touchdowns in state history (122; rushing 113) and the 11th-most rushing yards (6,748) ... coached by Jon Clark at Madison Southern in Berea, Ky. ... chose Alabama over Ohio State and Kentucky.

RONNIE HARRISON

DB, 6-3, 218
Tallahassee, Fla./FSU University School

A consensus four-star safety prospect who enrolled early to get a head start in 2015 spring practice ... a two-way player who also played quarterback for Florida State University School ... 247Sports.com ranks him as the No. 4 composite safety nationally and No. 96 overall ... rated 96th in the composite Top247 ... listed at No. 196 in the Top247 and the No. 12 safety ... Rivals.com rates him as the No. 13 safety and No. 201 in the Rivals250 ... No. 248 in the Scout.com 300 and the No. 19 safety nationally ... PrepStar All-Southeast Region ... ESPN.com listed him as the No. 25 safety ... had 39 tackles with five pass breakups and two fumble recoveries on defense as a senior in 2014 ... threw for 2,076 yards with 13 touchdowns and one interception while rushing for 1,015 yards and 16 scores ... threw for 1,782 yards as a junior in 2013 with 10

touchdowns and 916 yards rushing and 18 scores ... had one interception as a junior on defense and four as a sophomore ... finished with 14 pass breakups during his career ... played for head coach Jarrod Hickman at Florida State University School ... chose Alabama over Georgia, Florida, LSU, Texas, Kentucky and Louisville.

HALE HENTGES

TE, 6-5, 230
Jefferson City, Mo./Helias

One of the top tight ends in the 2015 recruiting cycle ... physical at the point of attack with excellent pass-catching abilities ... selected to participate in the 2014 Under Armour All-America Game ... No. 98 in the Scout300 and the site's No. 3 tight end prospect ... rated 109th in the ESPN300, the No. 3 tight end and the No. 3 player in Missouri ... the No. 157 player in the Top247, the No. 3 tight end and No. 2 player in the state ... ranked 145th in the 247Composite and the No. 3 tight end ... No. 103 on the Prepstar Top 150 Dream Team ... ranked as the No. 16 tight end by Rivals.com ... produced astounding numbers during his high school career at Helias High School for head coach Phil Pitts with 169 career receptions for 2,559 yards and 34 touchdowns at tight end ... caught 52 passes as a senior for 969 yards and 11 scores ... had 15 touchdown catches for 940 yards on 61 receptions as a junior in 2013 ... hauled in 43 balls for 500 yards and seven scores as a sophomore and had 13 catches for 150 yards and a touchdown as a freshman ... a three-time All-State selection by the Missouri Football Coaches Association, garnering first-team honors in 2013 and 2014 at tight end and second-team accolades in 2012 as a defensive end ... chose Alabama over the hometown Missouri Tigers, Arkansas, Auburn, LSU, Ohio State, Georgia, Oregon and Florida.

ANFERNEE JENNINGS

OLB, 6-3, 255
Dadeville, Ala./Dadeville

One of the top defensive line prospects in the nation ... a consensus four-star recruit ... played in the Semper Fidelis All-American Game ... second team Medium School All-American by MaxPreps.com ... starred at the Alabama-Mississippi All-Star Game ... No. 154 of the Scout300 and the site's No. 14 defensive end ... ranked No. 118 in the Top247, the No. 7 weakside defensive end and the No. 6 player in Alabama ... rated 172nd in the 247Composite and the No. 11 WDE ... No. 211 in the Rivals250 and the No. 10 weakside defensive end ... ESPN.com's No. 28 defensive end nationally and No. 14 player in the state of Alabama ... Prepstar All-Southeast Region choice ... recorded 170 tackles as a senior in 2014 with 88 solo stops, 14 sacks, nine pass breakups and two forced fumbles ... had 171 tackles as a junior in 2013 with seven sacks while making 96 tackles as a sophomore with seven more sacks ... finished with 29 sacks in his high school career ... ranked No. 7 on the AL.com A-List ... first team 4A All-State selection by the Alabama Sports Writers Association ... 2014 AL.com Super All-State ... finalist for the 4A ASWA Lineman of the Year .. played for head coach Richard White at Dadeville High School ... chose Alabama over Arkansas, Arizona State, Georgia, Mississippi State and Nebraska.

BRANDON KENNEDY

OL, 6-3, 290
Wetumpka, Ala./Wetumpka

A four-star offensive line prospect who enrolled in January of 2015 to participate in spring practice ... selected to participate in the 2015 Under Armour All-America Game ... ranked as the No. 3 center nationally by Rivals.com and the No. 13 player in the state of Alabama ... No. 86 in the ESPN300 and the No. 5 offensive guard in the nation ... listed as the No. 4 player in Alabama by ESPN ... rated as the No. 19 guard by 247Sports.com and the No. 10 player in the state ... a three-star prospect by Scout.com and the No. 37 offensive guard ... a Prepstar Top 300 All-American at No. 154 ... 2014 AL.com Super All-State ... No. 10 on the 2015 AL.com A-List ... 2014 6A All-State by the Alabama Sports Writers Association ... participated in the 2014 Alabama-Mississippi All-Star Game ... played for head coach Tim Perry at Wetumpka High School ... chose Alabama over Auburn, Clemson, Georgia Tech, Louisville, Ole Miss, Mississippi State, Virginia Tech and Tennessee.

JOSHUA MCMILLON

ILB, 6-3, 240
Memphis, Tenn./Whitehaven

A key target at inside linebacker in the 2015 recruiting cycle ... played in the 2015 Under Armour All-America Game and was invited to the 2014 "The Opening" on the Nike campus in Oregon ... the No. 5 inside linebacker in the nation by ESPN, and the No. 171 prospect in the ESPN300 ... also ranked as the No. 6 player in Tennessee and the No. 85 player in the Southeast region ... the No. 11 ILB by Rivals.com and No. 249 in the Rivals250 ... the No. 7 player in Tennessee by Rivals.com ... No. 13 inside linebacker according to Scout.com ... rated as the No. 27 outside linebacker by 247Sports.com ... No. 244 in the 247Composite and the No. 16 outside linebacker ... Prepstar Top 300 All-American and the No. 18 inside linebacker ... 2013 and 2014 first team 6A All-State selection

by the Tennessee Sports Writers Association ... Linebacker MVP of the Birmingham Nike Football Training Camp ... played for head coach Rodney Saulsberry at Whitehaven High School ... chose Alabama over Auburn, Ole Miss, Michigan, Clemson, Oklahoma and Tennessee.

DARON PAYNE


DL, 6-3, 325
Birmingham, Ala./Shades Valley

An elite prospect along the interior of the defensive line ... 2015 U.S. Army All-American Bowl selection ... invited to Nike's 2014 "The Opening" ... five-star prospect by Rivals.com and Scout.com ... ranked No. 14 in the final Scout300 and listed as the outlet's No. 4 defensive tackle, No. 2 tackle the South region and No. 1 player in Alabama ... the No. 3 defensive tackle nationally by Rivals.com and No. 19 in the Rivals100 ... No. 1 player in the state by Rivals.com ... No. 20 in the Prepstar Top 150 Dream Team ... listed ninth among defensive tackles by ESPN and the No. 2 player in Alabama ... No. 48 in the ESPN300 and No. 26 in the Southeast region ... a five-star in the 247Composite where he is the No. 29 overall player and the No. 7 defensive tackle ... No. 52 in the Top247 and the No. 7 defensive tackle ... No. 2 in the final AL.com 2015 A-List ... honorable mention Alabama Sports Writers Association All-State team ... participated in the 2014 Alabama-Mississippi All-Star Game ... coached by William Smith at Shades Valley High School ... chose Alabama over Auburn, Florida State, Clemson and Georgia.

RICHIE PETITBON

OL, 6-4, 305
Annapolis, Md./Gonzaga

Brings an NFL pedigree to the Capstone as the grandson of four-time NFL Pro Bowl safety of the same name ... named to the 2015 Parade All-America team ... one of the top offensive linemen in the 2015 recruiting class ... unanimous four-star prospect ... selected to play in the



Brandon Kennedy

PROFILES

PLAYER PROFILES

Under Armour All-America Game and invited to Nike's 2014 "The Opening" ... first team 2014 MaxPreps.com All-American ... the consensus No. 1 player in the District of Columbia ... No. 51 in the Rivals100 and the No. 4 offensive guard ... ranked 67th in the Scout300 and the site's No. 4 offensive guard ... No. 63 in the Top247 and the No. 5 offensive guard ... No. 65 in the 247Composite and the No. 5 guard ... No. 151 in the ESPN300 while ranking as the No. 10 guard and No. 17 player in the East region ... No. 82 on the Prepstar Top 150 Dream Team ... played for head coach David Mckenna at Gonzaga Prep ... his father, Richie, played collegiately at Maryland ... chose Alabama over Florida State, Iowa, Boston College and Kentucky.

CALVIN RIDLEY

WR, 6-1, 185
Coconut Creek, Fla./Monarch

The nation's top-ranked wide receiver by ESPN, 247Sports and Rivals ... consensus five-star prospect ... the No. 4 wide receiver by Scout.com ... participated in the 2014 Under Armour All-America Game and invited to Nike's "The Opening" where he captured MVP honors ... ranked ninth in the Rivals100 and the No. 4 prospect in the state of Florida ... 247Sports.com ranked him 17th in its Top247 and No. 7 in Florida ... the 247Composite listed him 11th overall and sixth in the state ... No. 23 in the ESPN300 and No. 8 in the state of Florida while ranking 12th in the Southeast Region ... Scout.com rated him No. 29 in the Scout300 and the No. 2 wide receiver in the Southeast ... No. 22 on the PrepStar Dream Team ... No. 11 on the Orlando Sentinel's 2015 Florida Top 100 ... only able to play three games during his senior season due to age restrictions ... hauled in 18 passes for 420 yards and four touchdowns in those three games in 2014 ... caught 41 passes for 1,131 yards and 12 touchdowns as a junior in 2013 ... coached by Calvin Davis at Monarch High School where he was a second team 2013 All-State selection ... chose Alabama over Miami, Florida State and Ohio State.

BO SCARBROUGH

RB, 6-2, 240
Northport, Ala./Tuscaloosa County

One of the nation's elite running backs and athletes ... a member of the 2014 recruiting class who enrolled at The University of Alabama in January of 2015 ... a 2014 Under Armour All-America Game selection ... a consensus five-star prospect ... transferred to IMG Academy in Bradenton, Fla., for his senior year ... ranked No. 16 in the Rivals100, listed as the No. 2 athlete and No. 1 player in the state of Florida for the 2014 recruiting class ... ESPN ranks him as the No. 12 player across all positions in 2014 and the No. 2 athlete ... ranks as the No. 1 player in Alabama and the No. 4 player in the southeast region ... No. 25 in the Scout300 and the No. 5 player in Florida while ranking as the No. 7 running back ... rated as the No. 16 player nationally in the 247Sports Composite, the No. 2 athlete and No. 2 player in Florida ... 247Sports also ranks him 35th in its Top247 and the No. 3 athlete ... five-star member of the PrepStar Top 150 Dream Team ... ranked as the No. 36 player in the class of 2014 and the No. 6 running back ... played at Northridge High School (Tuscaloosa, Ala.) as a sophomore and junior ... rushed for 938 yards and 13 touchdowns as a sophomore ... played for former Heisman Trophy winner Chris Weinke

at IMG Academy in 2013 where he rushed for 1,468 yards and 20 touchdowns in 10 games ... chose Alabama over Miami, Florida State, UCLA, Notre Dame, Mississippi and Arkansas.

KENDALL SHEFFIELD

CB, 6-0, 185
Missouri City, Texas/Fort Bend Marshall

A consensus five-star prospect and one of the top cornerback prospects in the nation ... played in the Under Armour All-America Game and participated in Nike's "The Opening" ... 2014 All-USA first team by USA Today ... second team MaxPrep.com All-American ... No. 9 in the Scout300 and ranked as the No. 2 corner in the 2015 recruiting class ... No. 12 in the ESPN300 and the No. 2 player in the state of Texas ... rated the No. 3 cornerback nationally by ESPN.com and the No. 2 overall player in the Midlands region ... No. 10 on the Prepstar Top 150 Dream Team ... No. 31 in the Top247 and the No. 5 player in Texas ... listed as the No. 4 corner nationally by 247Sports.com ... No. 20 in the 247 Composite that also rated him as the No. 4 cornerback and No. 3 player in the state ... Rivals.com is the only outlet to rank him as a four-star prospect ... No. 53 in the Rivals100 and the No. 4 corner ... also an elite track and field athlete, winning the 2014 Texas 4A Boys 110-meter hurdles and 300-meter hurdles championships ... recorded over 43 tackles with seven pass breakups, two interceptions, two defensive touchdowns, two force fumbles,



Bo Scarbrough

three blocked kicks and three fumble recoveries on the gridiron in 2014 ... All-Area pick by the Houston Chronicle ... managed three picks and 39 tackles as a junior in 2014 while adding five pass breakups ... 2014 Associated Press first team Texas 5A All-State selection ... played for James Williams at Fort Bend Marshall High School ... chose Alabama over Texas A&M, Ohio State, Southern California and Florida State.

JONATHAN TAYLOR

DL, 6-4, 340
Millen, Ga./Jenkins County/Copiah-Lincoln CC

Joined the Crimson Tide in January of 2015 as an early enrollee out of Copiah-Lincoln (Miss.) Community College ... a four-star prospect by ESPN.com who was ranked 19th in the ESPNJC50 and the No. 2 junior college defensive lineman ... ranked as the No. 4 JUCO defensive lineman by 247Sports.com and No. 35 overall ... second in the 247Composite among down linemen and No. 20 overall among junior college players ... Scout.com ranked him No. 47 in its JUCO Top 100 ... No. 64 in the RivalsJUCO100 ... registered 40 tackles with 11 tackles for loss (-46 yards) with 4.5 sacks (-32 yards) and a pass breakup during his one season with head coach Glenn Davis at CLCC ... spent two seasons at Georgia ... redshirted in 2012 and then played in 10 games as a reserve defensive tackle in 2013, accounting for nine tackles with one sack and 1.5 tackles for loss ... played for head coach Chuck Conley at Jenkins County High School where he was a SuperPrep All-America and on the All-Dixie Team ... Rivals.com four-star prospect, No. 7 defensive tackle nationally, No. 3 player in Georgia and No. 72 overall prospect nationally ... Scout.com four-star prospect, No. 9 tackle, No. 76 overall prospect nationally and No. 4 player in the state ... ESPNU four-star prospect, No. 6 defensive tackle nationally and No. 4 player in Georgia ... also the No. 27 prospect in Southeast Region and No. 53 overall prospect ... 247Sports.com four-star prospect, No. 63 ranked player nationally, No. 8 tackle, and No. 4 prospect in Georgia... ESPNU 150 ... PrepStar four-star prospect, No. 6 defensive prospect and Dream Team 150 (No. 50) ... MaxPrep 4.5 star prospect, seventh-ranked tackle prospect and No. 64 overall player ... Athlonsports.com consensus No. 36 overall prospect in the nation ... The Sporting News No. 21 overall prospect nationally ... played in Under Armour All-America Game ... Atlanta Journal-Constitution 2011 Georgia's Super 11 and Class A All-State honorable mention ... 2011 Super Southeast 120 (No. 7) by the Mobile (Ala.) Register ... MaxPreps.com Tom Lemming Top 100 player and Top 25 defensive tackle.

ADONIS THOMAS

ILB, 6-3, 225
Lawrenceville, Ga./Central Gwinnett

Arrives at the Capstone as one of the top athletes in the 2015 recruiting class ... projected to be an outside linebacker for the Crimson Tide ... a consensus four-star prospect ... selected to participate in the Under Armour All-America Game and invited to Nike's 2014 "The Opening" ... No. 54 in the ESPN300, the No. 5 outside linebacker and the No. 9 player in the state of Georgia ... No. 101 on the Prepstar Top 150 Dream Team ... ranked as the 29th player in the Southeast region ... No. 205 in the Top247, the

No. 15 athlete and No. 16 player in Georgia ... No. 170 in the 247Composite and the No. 11 athlete ... rated No. 276 in the Scout300 and the No. 23 outside linebacker ... Rivals.com ranks him as the No. 21 outside linebacker ... recording an impressive 124 tackles as a senior in 2014 with 11 tackles for loss and five sacks while garnering first team All-State honors from both the Georgia Sports Writers Association and the Atlanta Journal-Constitution ... made 56 tackles with seven TFLs and three sacks as a junior while also catching 10 passes for 210 yards and four touchdowns ... played for head coach Todd Wofford at Central Gwinnett High School ... chose Alabama over Auburn, Florida, Florida State, Georgia, Notre Dame and Ohio State.

DEIONTE THOMPSON


S, 6-2, 183
Orange, Texas/West Orange-Stark

Arrived at Alabama in January of 2015 as one of the top safety prospects in the nation ... participated in the Under Armour All-America Game and Nike's "The Opening" ... a consensus high four-star prospect ... ranked as the No. 3 safety nationally by ESPN and rated 65th in the final ESPN300 ... listed as the No. 9 player in the Midlands region and the No. 9 player in Texas ... the No. 2 safety according to 247Sports.com, No. 5 player in the state of Texas and the No. 44 player in the Top247 ... ranked 170th in the 247Composite overall and the No. 2 safety ... Rivals.com ranked him as the No. 3 safety, No. 4 player in Texas and No. 44 player nationally ... listed as the No. 59 player in the Scout.com 300 and the No. 4 safety ... the No. 1 safety in the Midlands region and the No. 1 safety in Texas ... member of the Prepstar Dream Team as the No. 51 player nationally ... two-way impact player at West Orange-Stark High School for head coach Cornel Thompson ... recorded five interceptions with 120 return yards and two touchdowns ... at receiver caught 37 passes for 692 yards and four more scores ... honorable mention All-State as a junior ... finished with 15 career interceptions ... chose Alabama over Florida State, LSU, Stanford, Texas, Texas A&M and USC.

DALLAS WARMACK

OL, 6-2, 297
Atlanta, Ga./Mays

Follows in the footsteps of his brother, first team All-American and first-round draft pick Chance, at the Capstone ... an early enrollee in January of 2015 who will have the opportunity to participate in spring practice with the Crimson Tide ... consensus four-star prospect ... played in the U.S. Army All-American Game and participated in Nike's "The Opening" ... the No. 12 offensive guard nationally and listed at No. 196 in the Top247 ... No. 96 nationally in the 247Composite and the No. 16 guard ... ranked 197th in the Rivals250 while being rated as the No. 13 guard and No. 17 player in the state of Georgia ... No. 249 in the ESPN300 and the No. 19 offensive guard ... Scout.com ranks him as the No. 19 guard nationally and the second-best player at his position in Georgia ... a Prepstar Top 300 All-American at No. 253 ... played for head coach Corey Jarvis at Mays High School where he was a 2013 and 2014 first team Georgia Sports Writers Association and Atlanta Journal-Constitution All-State selection ... chose Alabama over Auburn, Arkansas, Florida State, South Carolina, Tennessee and Texas.



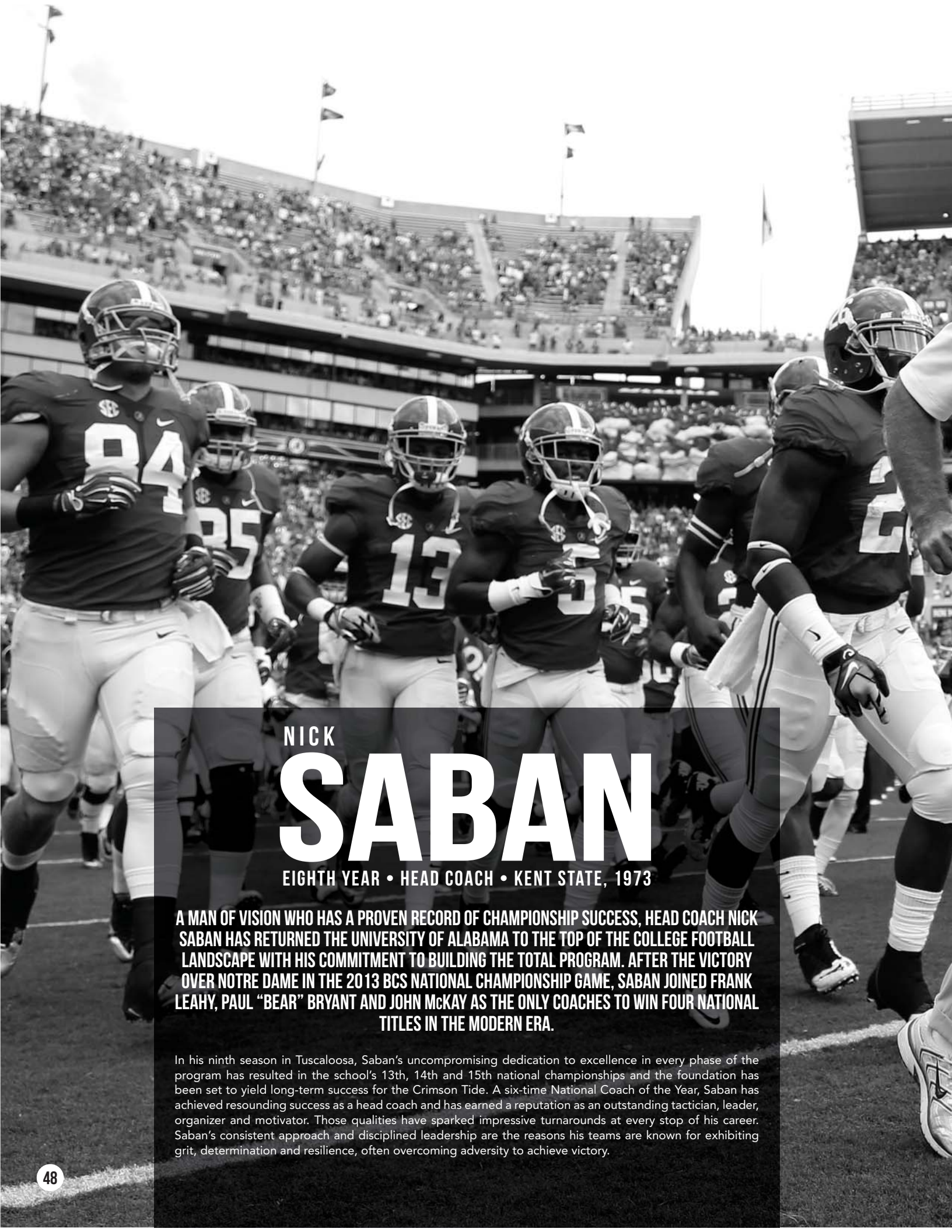
Deionte Thompson

MATT WOMACK

OL, 6-7, 320
Hernando, Miss./Magnolia Heights

A highly regarded offensive tackle prospect ... possesses size and frame for the position ... second team small school All-American by MaxPreps.com ... a three-star prospect ... Scout.com rated him as the No. 37 offensive tackle and the second best tackle in the state of Mississippi ... ranked as the No. 59 offensive tackle nationally by ESPN and the No. 13 player in the state of Mississippi ... 247Sports.com listed him as the No. 45 offensive tackle prospect and No. 15 in Mississippi ... No. 67 among tackles by Rivals.com ... a Prepstar All-Southeast Region selection ... No. 5 in The Clarion-Ledger Targeted 22 and a member of the newspaper's Dandy Dozen ... selected as a 2013 and 2014 All-State by the Mississippi Association of Independent Schools and the American Family Insurance All-State team ... played for head coach Jim Patterson at Magnolia Heights ... chose Alabama over LSU, Florida, Ohio State, South Carolina, Mississippi State and Ole Miss.

PROFILES



NICK
SABAN

EIGHTH YEAR • HEAD COACH • KENT STATE, 1973

A MAN OF VISION WHO HAS A PROVEN RECORD OF CHAMPIONSHIP SUCCESS, HEAD COACH NICK SABAN HAS RETURNED THE UNIVERSITY OF ALABAMA TO THE TOP OF THE COLLEGE FOOTBALL LANDSCAPE WITH HIS COMMITMENT TO BUILDING THE TOTAL PROGRAM. AFTER THE VICTORY OVER NOTRE DAME IN THE 2013 BCS NATIONAL CHAMPIONSHIP GAME, SABAN JOINED FRANK LEAHY, PAUL "BEAR" BRYANT AND JOHN MCKAY AS THE ONLY COACHES TO WIN FOUR NATIONAL TITLES IN THE MODERN ERA.

In his ninth season in Tuscaloosa, Saban's uncompromising dedication to excellence in every phase of the program has resulted in the school's 13th, 14th and 15th national championships and the foundation has been set to yield long-term success for the Crimson Tide. A six-time National Coach of the Year, Saban has achieved resounding success as a head coach and has earned a reputation as an outstanding tactician, leader, organizer and motivator. Those qualities have sparked impressive turnarounds at every stop of his career. Saban's consistent approach and disciplined leadership are the reasons his teams are known for exhibiting grit, determination and resilience, often overcoming adversity to achieve victory.



COACHES AND STAFF

Saban, the 2014 Bobby Dodd National Coach of the Year, led the Crimson Tide to the top seed in the first College Football Playoff in the 2015 Allstate Sugar Bowl, Alabama's 24th SEC Championship and a 12-2 record. Alabama won its final eight games to earn a spot in the playoff, including a closing gauntlet that included wins at No. 14 LSU, over No. 1 Mississippi State, No. 15 Auburn and No. 14 Missouri. The 2014 senior class finished with a 48-6 record over four years and went to four straight New Year's Six Bowls, including national championships in 2011 and 2012. The Crimson Tide featured Heisman Trophy finalist and UA's first-ever Biletnikoff Award winner Amari Cooper and Nagurski Trophy and Thorpe Award finalist Landon Collins. Along with Cooper and Collins, Ray Guy Award finalist punter JK Scott, linebacker Trey DePriest and offensive guard Arie Kounadjo garnered first team All-America honors. SEC Championship Game MVP Blake Sims set school records for total offense (3,837 yards) and passing yards (3,487) while Cooper established UA marks in every receiving category. A trademark of Saban-coached teams, the Tide ranked among the nation's best on both sides of the ball, checking in at number six in the country in scoring defense and 15th overall in scoring offense. When Alabama moved to the top spot in the AP poll following the win over Auburn, it marked the seventh straight season with at least one week at No. 1, which tied the all-time record established by Miami (1986-92). In the classroom, the numbers were just as impressive as Alabama had 22 graduates on the roster for the bowl game (tied for the most in

the nation) and seven players with their master's degree in hand (first in the nation).

Saban has compiled a 177-59-1 (.749) record as a college head coach and has gone 84-11 (.884) in the past seven seasons in Tuscaloosa, which includes a 49-7 mark in regular season conference play. In 2014, the Tide reached the 10-win milestone for the seventh consecutive season and won 11 or more games for the fourth straight year which set a conference record. With another SEC Championship win in 2014, Saban is now 9-1 all-time in conference or national championship games.

He is the first coach to win back-to-back BCS national championships and has won four titles in his last nine years of coaching college football. Saban is one of three college coaches in the poll era (since 1936) to win three national championships in four years, joining Frank Leahy of Notre Dame (1946-47, 1949) and Tom Osborne of Nebraska (1994-95, 1997). He is also the fourth coach in the poll era to win four national championships (Alabama's Paul "Bear" Bryant, John McKay of Southern California and Leahy).

Saban led the 2013 Alabama team to the All-state Sugar Bowl, making a sixth straight New Year's bowl appearance and the third straight in a BCS bowl. That senior class posted a remarkable record of 60-7 over the last five years with four bowl wins and three national titles. Their record in the classroom was just as impressive as 28 Crimson Tide graduates took the field for the bowl matchup with Oklahoma. Senior quarterback AJ McCarron was named a first team All-American, won the Maxwell and Unitas Awards, and finished as the runner-up in the Heisman Trophy voting while directing one of the most productive offenses in school history. On the other side of the ball, senior linebacker C.J. Mosley took home Alabama's third Butkus Trophy and earned All-America honors for the second straight year as he led a defense that entered the bowl game ranked second nationally in fewest points allowed. Safety Ha Ha Clinton-Dix and offensive tackle Cyrus Kouandjo joined McCarron and Mosley as first team All-Americans.

Alabama remained at the forefront of the college football world in 2012 with an explosive offense and a retooled defense that maintained its place as one of the most dominant units in the nation. The Crimson Tide won the program's 23rd SEC championship (the most in league history) with a victory over Georgia that propelled Alabama into the 2013 Discover BCS National Championship Game, where they soundly defeated Notre Dame by a score of 42-14 to earn

the school's 15th national title. For his efforts following the season, Saban was named the Bobby Bowden National Coach of the Year, his third such honor in the last four years. Under Saban's guidance, Alabama boasted a 978 APR score that ranked 11th nationally in 2012 and second in the SEC. The Crimson Tide also had a 75 percent graduation rate, which was among the best in the nation.

The Alabama defense led the nation in rush defense (76.4 ypg), total defense (250.0 ypg), and scoring defense (10.9 ppg) in 2012. The Tide offense ranked 12th nationally in scoring at 38.7 points per game and 16th nationally in rushing at 227.5 yards per game. The Crimson Tide set a school record with 542 points scored in 2012 and extended a streak of consecutive weeks in the AP Top 25 to 81 weeks, the longest in school history.

The Crimson Tide featured four first team All-Americans in 2012, including two along the offensive line in center Barrett Jones and left guard Chance Warmack. A pair of defensive standouts also earned All-America honors in cornerback Dee Milliner and Mosley. Jones captured the Rimington Trophy, presented to the nation's best center, and the prestigious Campbell Award, as the student-athlete who best combined performance on the field, success in the classroom and service away from the field. The 2012 senior class set school and SEC records for wins while garnering a 49-5 record since 2009, a mark that tied Nebraska's 49 wins from 1994-97. It also broke the Cornhuskers' record (60 wins from 1993-97) for the most major college football victories in a five-year period with 61 (2008-12).

The 2011 squad produced one of the most dominant defenses in the history of college football and captured Alabama's 14th national championship with a 21-0 victory over LSU in the BCS National Championship Game. The Tide defense led the nation in all major categories, becoming the second team since national statistics have been compiled, and the first since 1986 (Oklahoma), to accomplish that feat. UA allowed only 8.2 points per game, 183.6 total yards, 72.2 rushing yards, 111.5 passing yards and an 83.7 pass efficiency defense. Alabama finished with a 12-1 record.

Saban's 2011 senior class won 48 games over the span of four seasons (2008-11). Seven members of the 2011 Crimson Tide (including five on defense) were recognized as first team All-Americans by major media outlets, while Jones took home Alabama's third Outland Trophy and Heisman Trophy finalist Trent Richard-


COACHES/STAFF



AMONG THE NATION'S BEST

Only four coaches in the modern poll era of college football have won four or more national championships during their careers.

| COACH | SCHOOL(S) | CHAMPIONSHIP YEARS |
|--------------------|---------------------|------------------------------|
| Nick Saban | LSU & Alabama | 2004, 2009, 2011-12 |
| Paul "Bear" Bryant | Alabama | 1961, 1964-65, 1973, 1978-79 |
| Frank Leahy | Notre Dame | 1943, 1946-47, 1949 |
| John McKay | Southern California | 1962, 1967, 1972, 1974 |



son received the Tide's first Doak Walker Award. The team was recognized with the Disney Spirit Award, which was presented to snapper Carson Tinker, for the team's response to the community following a tornado that devastated Tuscaloosa on April 27, 2011. Jones also received the ARA Sportsmanship Award and the Wuerffel Trophy. Saban's efforts earned him the Bobby Bowden National Coach of the Year Award. The Tide also had extensive success in the classroom with 38 SEC Academic Honor Roll selections (a league record) and produced an Academic All-American in Jones.

Despite a young roster that listed only eight scholarship seniors, the 2010 Alabama team finished with its third consecutive 10-win season following a dominant 49-7 win over Michigan State in the Capital One Bowl. Five players were named first team All-SEC by either the AP or the league coaches, while six more earned second team All-SEC honors. Most impressively, two players (quarterback Greg McElroy and Jones) were named first team CoSIDA/ESPN Academic All-Americans, which marked two consecutive years in which Alabama boasted two of the three CoSIDA/ESPN Academic All-Americans in the SEC. McElroy, the ESPN Academic All-American of the Year, was named a National Football Foundation National-Scholar-Athlete as a finalist for the Campbell Trophy.

The 2009 season at Alabama turned out to be one of the most memorable in program history, as the Tide compiled a perfect 14-0 mark and won the 2009 BCS National Championship by defeating Texas, 37-21, at the Rose Bowl in Pasadena, Calif. Alabama earned a spot in the title game with a resounding 32-13 win over defending national champion Florida in the SEC Championship Game, as the Tide moved to No.

1 in both major polls. The SEC championship was the program's 22nd.

On Dec. 12, 2009, more history was made for both Alabama and Saban when running back Mark Ingram became the first Heisman Trophy winner for both. Saban's 2009 squad also was prominent when it came to other honors, as Rolando McClain received the Butkus Award as the nation's top linebacker and six players earned first-team AP All-America status — a college football record.

After the perfect 2009 season concluded, Saban was presented with the first Bobby Bowden National Coach of the Year Award. In addition to the on-field success, the 2009 Tide active roster featured a nation's-best 13 players who already had graduated. That number increased to 22 players with degrees at the time of the bowl game.

Saban's first Alabama team finished 7-6 in 2007, but the 2008 season saw a vastly improved squad take the field. Saban's influence had taken hold in Tuscaloosa and — behind a small and united senior class along with a talented group of newcomers — the Tide returned to national prominence. Alabama developed a reputation as the most physical football team in the country and methodically dominated the competition. Saban produced the largest win increase from year one to year two in school history, as the Tide went from a seven-win team in 2007 to 12 wins in 2008.

Alabama swept through the 2008 regular season schedule with a 12-0 record, moving to No. 1 in all of the polls and capturing the SEC Western Division Championship before falling late to Florida in a hard-fought SEC Championship Game. The team's efforts earned them a trip to the Allstate Sugar Bowl for the 13th time in

THE ROAD TO BAMA

Kent State, 1973-76

Syracuse, 1977

West Virginia, 1978-79

Ohio State, 1980-81

Navy, 1982

Michigan State, 1983-87

Houston Oilers, 1988-89

Toledo, 1990

Cleveland Browns, 1991-94

Michigan State, 1995-99

LSU, 2000-04

Miami Dolphins, 2005-06

Alabama, 2007-Present



Coach Saban holding the BCS National Championship Trophy after defeating Notre Dame in Miami.

school history. Saban was named the 2008 Home Depot Coach of the Year at the ESPN Awards Show in Orlando and won several other national coach-of-the-year honors including the FWAA/ Eddie Robinson, Associated Press, Sporting News, Walter Camp Football Foundation and Liberty Mutual.

Lessons learned from the 2007 season – which was capped with a win over Colorado in the Independence Bowl – no doubt carried into spring and summer preparations for the 2008 run. The win also continued an impressive streak for Saban as he has yet to have a losing season as a college head coach. Of the six losses in 2007, none was by more than seven points. In addition to an improvement in the win column from the year prior, the 2008 signing class was rated by many analysts as the best in the country.

Off the field, the focus on academics by Saban and his staff made an immediate impact as the 2007 team put together one of the finest academic fall semesters in school history. The freshman class set a solid foundation for their future at Alabama as they led the way with an impressive combined grade-point average of 3.10 in the fall.

Before arriving in Tuscaloosa, Saban's most recent college head coaching stint was a five-season run at LSU that produced a record of 48-16 (.750), one national championship (2003), two Southeastern Conference championships, three SEC Western Division championships, and a 3-2 record in bowl games, with two Sugar Bowl victories and a Peach Bowl win. LSU constructed a 28-12 (.700) record against SEC opponents under Saban's guidance. He was named the 2003 National Coach of the Year by the Associated Press and earned both the Paul W. "Bear" Bryant National Coach of the Year Award and the Eddie Robinson Coach of the Year Award by the Football Writers Association of America. Saban

was named SEC Coach of the Year twice (by The Birmingham News in 2001 and by the Associated Press in 2003) while at LSU.

Saban took over the Alabama program after serving two seasons at the helm of the Miami Dolphins. Saban's teams showed marked improvement over the unit he inherited. Taking over a team that finished 4-12 in 2004, Saban led the 2005 Dolphins to a 9-7 record, the third-biggest turnaround in the NFL that season and the second-highest victory turnaround for a Dolphins team in any non-strike season. Most impressively, the Dolphins finished 2005 on a six-game winning streak to end the year, the longest streak in the NFL that season.

Prior to his stint at Miami, Saban's impact on the LSU program transcended the success on the field. His commitment to building the total program, placing education first and instilling discipline with responsibility on and off the field transformed the Tigers into a force on the national stage. LSU produced 84 Academic all-SEC honorees in Saban's five seasons, including 25 members of the 2003 national championship squad. LSU's graduation rate for football players improved dramatically under his watch and two players – offensive tackle Rodney Reed (2002 and 2003) and offensive lineman Rudy Niswanger (2004) – earned first team Academic All-America honors. Linebacker Bradie James earned a post-graduate scholarship from the National Football Foundation (2003).

Saban also spearheaded a \$15 million fundraising effort to construct a new academic center for student-athletes at LSU, and he and his players were active in community involvement in the Baton Rouge area, taking part in community service projects, visiting schools to mentor children, and taking time to visit local hospitals on a regular basis. More than 50 of Saban's LSU play-

ers earned their college degrees, in addition to 28 who were selected in the NFL draft (including seven in both 2004 and 2006).

Named head coach at LSU on Nov. 30, 1999, Saban led an immediate turnaround of a program that had suffered through seven losing seasons during the 1990s. His 48 victories over five seasons ranked third among Division I-A head coaches during that time. Saban, Paul Dietzel and current LSU head coach Les Miles are the only coaches in the program's history to post multiple 10-win seasons. Saban, Dietzel and Bernie Moore are the only head coaches in Tiger history to win two SEC championships.

Saban's 2000 Tigers rebounded from two straight losing seasons to post an 8-4 record, capped by a 31-20 win over 15th-ranked Georgia Tech in the Peach Bowl. Home victories over Tennessee, Mississippi State and Alabama highlighted that season, along with a key road win at Mississippi.

The 2001 Tigers improved to 10-3 overall and won the program's first outright SEC title since 1986, with a 31-20 win over second-ranked Tennessee in the SEC Championship Game. An impressive second half against the Volunteers was a trademark of Saban's coaching acumen, as the Tigers outscored the Vols 21-3 in the final half to erase a 17-10 deficit. LSU won the game despite the absence of starting quarterback Rohan Davey and running back LaBrandon Toefield.

Sparked by one of the most prolific offenses in the nation, a unit that averaged 451.5 yards per game, the Tigers capped the 2001 season with a 47-34 defeat of Big Ten champion Illinois in the Sugar Bowl, LSU's first victory in a New Year's Day bowl game since 1968.

Stifling defense was the trademark of the 2002 Tigers. LSU posted an 8-5 record and a second consecutive New Year's Day bowl appear-

ance. The Tigers, who faced Texas in the Cotton Bowl, held opponents to under 275 yards per game through the season's first six games and scored a school-record 30 or more points in six straight games. LSU just missed winning a second consecutive SEC West title, as a last-minute comeback by Arkansas in the regular-season finale prevented LSU from another appearance in the SEC Championship Game. That LSU team overcame the midseason loss of starting quarterback Matt Mauck, free safety Damien James and Toefield in successive weeks to make a run at an SEC Western Division title.

Saban's philosophy of "out of yourself and into the team" paid huge dividends in 2003. The Tigers produced a 13-1 record, won their second SEC championship and earned the school's second national championship with a squad that was among the nation's most dominant on both sides of the line of scrimmage. The LSU offense scored a school-record 475 points (33.9 per game) while holding 13 of 14 opponents to fewer than 20 points. LSU's defense ranked first nationally in points allowed per game (11.0) and total defense (252.0 yards per game). After a 7-1 start, LSU ended the season with six dominating victories by an average margin of 35-10. An impressive 34-13 victory over Georgia in the 2003 SEC title game paved LSU's way to an appearance in the BCS Championship Game against top-ranked Oklahoma. The Tigers produced a dominant defensive effort against the Sooners in the Sugar Bowl, limiting the Sooners to 154 yards of total offense in a 21-14 victory.

Saban's final LSU team in 2004 overcame the loss of 13 players from the 2003 squad who went on to NFL rosters, posting a 9-3 record while producing the SEC's best rushing offense (200.7 yards per game). The Tiger defense ranked third nationally during the regular season in total defense (249.9 yards per game) and passing defense (145.4 yards per game), allowing only 15.9 points per contest.

Over its final six games, the 2004 LSU defense allowed only 12 points in the second half on the way to a berth in the Capital One Bowl against Iowa - LSU's fourth consecutive January bowl berth (a first for the Tiger program).

Saban served as head coach at Michigan State from 1995-99, his second stint at the East Lansing school as he also spent 1983-87 as the Spartans' defensive coordinator/secondary coach. After playing in only one bowl game in the previous four years, Michigan State made four postseason appearances in Saban's five years at the helm. Saban led MSU to a 34-24-1 (.585) record.

In 1999, Saban led his final Spartans team to a No. 7 national ranking, finishing in a tie for second place in

"I THINK EVERYBODY SHOULD TAKE THE ATTITUDE THAT WE'RE WORKING TO BE A CHAMPION, THAT WE WANT TO BE A CHAMPION IN EVERYTHING THAT WE DO. EVERY CHOICE, EVERY DECISION, EVERYTHING THAT WE DO EVERY DAY, WE WANT TO BE A CHAMPION."

— NICK SABAN



RECORD AS A COLLEGE HEAD COACH (177-59-1)

| YEAR | SCHOOL | RECORD | POSTSEASON BOWL OR FINISH |
|------|----------------|-----------------------------|---|
| 1990 | Toledo | 9-2 | Finished first in the Mid-American Conference |
| 1995 | Michigan State | 6-5-1 | Independence Bowl |
| 1996 | Michigan State | 6-6 | Sun Bowl |
| 1997 | Michigan State | 7-5 | Aloha Bowl |
| 1998 | Michigan State | 6-6 | |
| 1999 | Michigan State | 9-2 | ^Invited to Citrus Bowl |
| 2000 | LSU | 8-4 | Peach Bowl |
| 2001 | LSU | 10-3 | Sugar Bowl |
| 2002 | LSU | 8-5 | Cotton Bowl |
| 2003 | LSU | 13-1 | *BCS National Champions; SEC Champions; Sugar Bowl |
| 2004 | LSU | 9-3 | Capital One Bowl |
| 2007 | Alabama | 7-6 (2-6 after NCAA ruling) | Independence Bowl |
| 2008 | Alabama | 12-2 | Sugar Bowl |
| 2009 | Alabama | 14-0 | *BCS National Champions; SEC Champions |
| 2010 | Alabama | 10-3 | Capital One Bowl |
| 2011 | Alabama | 12-1 | *BCS National Champions |
| 2012 | Alabama | 13-1 | *BCS National Champions; SEC Champions |
| 2013 | Alabama | 11-2 | Sugar Bowl |
| 2014 | Alabama | 12-2 | College Football Playoff; SEC Champions; Sugar Bowl |

*Won the national championship

^Saban did not coach in the bowl game

COACHES AND STAFF



SNAPSHOTS

The Saban family, from left to right, Kelsé and Nicholas with their daughter Amélie, Nick, Terry, Kristen and her fiancé Adam Setas.

COACHES/STAFF

the Big Ten. The Spartans defeated Notre Dame, Michigan, Ohio State and Penn State in the same year for the first time since 1965 and recorded six wins at home for the first time since the 1912 season. The Spartans' performance that year landed them a spot in the Citrus Bowl. Michigan State led the Big Ten in rushing defense (77.0 ypg) and total defense (299.0 ypg) while ranking fifth nationally in rushing defense and 11th in total defense. The MSU offense averaged 31.0 points per game.

Saban was the first coach in school history to put the Spartans in postseason bowl games in each of his first three seasons – as he led Michigan State to the Independence Bowl in 1995, the Sun Bowl in 1996 and the Aloha Bowl in 1997.

Before Michigan State, Saban spent four seasons (1991-94) as defensive coordinator with the Cleveland Browns under head coach Bill Belichick. The Browns went from allowing the most points (462) in the NFL prior to Saban's arrival to allowing the fewest points (204) in the league in 1994, the sixth-fewest points surrendered in NFL history at the time. In each of Saban's four years guiding the Browns defense, they never permitted an average of more than 19.2 points per game. He built a reputation as one of the finest defensive coaches in the league and also was heavily involved in the team's player personnel and scouting process.

Saban's first head coaching position came at the University of Toledo in 1990, as he guided the Rockets to a record of 9-2 that year, finishing as co-champions of the Mid-American Conference. The Rockets ranked among the NCAA leaders in both total defense (12th at 284.8 yards) and scoring defense (16th at 16.2 points)

and missed posting an undefeated record by a mere five points.

Saban joined Toledo after serving as secondary coach with the Houston Oilers for two seasons under Jerry Glanville (1988-89), his first NFL coaching position. He quickly made an impact on the Oilers defense, as the team's secondary tied for fourth in the AFC in 1988 with 21 interceptions and then tied for second in the conference in 1989 with 22 picks.

In his first stint at Michigan State, Saban served as secondary coach and defensive coordinator under George Perles from 1983-87. Saban played an integral part in helping the Spartans make three postseason bowl appearances, including a Big Ten championship in 1987 and a 20-17 victory over Southern California in the 1988 Rose Bowl. Michigan State led the nation in rushing defense in 1987, allowing only 61.2 yards per game, and ranked second in scoring defense, permitting only 12.4 points per game.

A native of Fairmont, W.Va., Saban is a 1973 graduate of Kent State University where he earned a bachelor's degree in business. He earned a master's degree in sports administration from Kent State in 1975. Born Oct. 31, 1951, Saban and his wife, the former Terry Constable, have two children, Nicholas and Kristen. They have one granddaughter, Amélie, and a daughter-in-law Kelsé.

Saban co-authored *Tiger Turnaround* in 2001, documenting his first two years as head coach at LSU. He then co-authored *How Good Do You Want to Be?* in 2005, a book that offers real-life principles for success at work and at home.

In addition to their work as fundraisers for LSU's Student-Athlete Academic Center, the Sa-

bans supported several charitable and civic projects in Louisiana. The largest of those efforts was with the Children's Miracle Network, for which Terry and Nick Saban raised more than \$100,000 per year.

At Michigan State, the Sabans started the Nick's Kids Foundation, which they have continued in Tuscaloosa, a vibrant example of their continuing concern for disadvantaged children. Since Nick and Terry arrived in Tuscaloosa, nearly \$5 million has been distributed to over 150 charities through the Nick's Kids. The Sabans also have played a big role in tornado relief efforts in Tuscaloosa and the surrounding areas. Immediately following the devastating storm on April 27, 2011, Nick and Terry visited shelters, where they paid for and served meals to those in need. Through Nick's Kids, the Sabans joined with Project Team Up and Habitat for Humanity in helping to rebuild 15 homes lost in the tornado. In receiving the 2008 Liberty Mutual Coach of the Year Award, Saban was awarded a \$50,000 gift at the A-Day Game. He designated the gift for Nick's Kids, as well as an additional \$20,000 gift for The University of Alabama scholarship fund. In June of 2008, the Sabans announced a \$1 million gift to benefit Alabama's first-generation scholarship program. The gift has a special meaning to the Sabans as both Nick and Terry were first-generation graduates.



Coach Nick Saban during the Crimson Tide's 2011 national championship celebration.



Coach Nick Saban and 2009 Heisman Trophy winner Mark Ingram.





Coach Nick Saban (above) after helping build 15 homes with Habitat for Humanity and Project Team Up. Terry Saban (upper right) helping to donate bikes at a Nick's Kids event. Saban (below) with members of the 2011 Kent State football team and some of his Alabama players as they work together to build a house in Tuscaloosa during the summer of 2011.



COACHES/STAFF

“WHEN WE TRAVEL THROUGHOUT THE STATE, WE RECOGNIZE NAMES AND FACES WHO SHARE THE SAME GOAL: TO MAKE THE UNIVERSITY OF ALABAMA THE VERY BEST IT CAN BE IN EVERY REGARD, ON THE FIELD, IN THE CLASSROOM AND IN THE EYES OF THE NATION ONE DAY AT A TIME. THANK YOU TO ALL OF THE SUPPORTERS AND THE UNIVERSITY OF ALABAMA COMMUNITY. ROLL TIDE!”

— TERRY SABAN



COACHES AND STAFF



**BURTON
BURNS**

Assoc. Head Coach/RB

Ninth Year

NEBRASKA, 1976

Burton Burns is in his ninth season with the Alabama Crimson Tide football program in 2015 as associate head coach and running backs coach. The New Orleans native is regarded as one of the best assistant coaches in college football and was named the *Football Scoop* Running Backs Coach of the Year following the 2008 season. Burns was also named one of the nation's top recruiters in all of college sports in 2011 by *ESPN The Magazine*.

Over 18 seasons as a college assistant coach, Burns has produced versatile running backs who have been effective in every phase of the game. His players have proven to be equally effective on the ground and in the passing game. Few in college football can say they have coached a Heisman Trophy finalist, but Burns can claim a pair dating back to the 2009 season, including the 2009 recipient Mark Ingram and 2011 finalist Trent Richardson.

Burns had a pair of running backs on the cusp of 1,000 rushing yards in 2014 with sophomore Derrick Henry leading the team with 990 yards while junior T.J. Yeldon finished with 979 yards on the ground. The pair both finished with 11 rushing touchdowns apiece while Jalston Fowler excelled in his role at fullback, becoming the top fullback prospect in the 2015 NFL Draft. The Tide has averaged 206.6 rushing yards per game.

He turned in another masterful coaching job in 2013 with Yeldon cracking the 1,000-yard barrier with 1,235 yards and 14 touchdowns while backup sophomore Kenyan Drake accounted for 694 yards and eight scores and true freshman Derrick Henry produced 382 yards on just 35 carries. Alabama ranked 25th nationally and fourth in the SEC in rushing offense, averaging 205.6 yards per game. Eddie Lacy, a second-round draft pick by Green Bay in 2013, earned NFL Rookie of the Year honors, rushing for 1,178 yards and 11 scores.

As injuries hammered away at the Tide's depth at running back in 2012, Lacy and Yeldon stepped to the forefront and combined to rush for 2,430 yards and 29 rushing touchdowns (32 total touchdowns). The pair became the first Alabama running backs to rush for more than 1,000 yards in the same season. UA ranked 16th nationally in rushing and second in the SEC with an average of 227.5 yards per game.

Under Burns, the 2011 Crimson Tide rushing offense ranked 16th in the nation and first in the Southeastern Conference, collecting 214.5 yards per game. In addition to being a Heisman Trophy finalist, Richardson became the first Alabama player to win the Doak Walker Award as the nation's top running back. He was named the SEC Offensive Player of the Year, ranking fifth in the nation and first in the league with 129.2 yards on the ground per game. Richardson's 21 rushing touchdowns, set the school record and tied for second in SEC history. He equaled the school and SEC record with 24 total touchdowns. Lacy finished the 2011 season ninth in the SEC with 56.2 rushing yards per game and seven TDs.

In 2010, Alabama's ground game accumulated 2,378 yards to rank 29th in the country. Playing in only 11 games each, Ingram led the way with 875 yards and



13 scores followed by Richardson's 700 yards with six touchdowns. With two scores against Michigan State in the Capital One Bowl, Ingram set the Alabama career rushing touchdown record at 42. He finished his career fourth on the career rushing yardage list with 3,261 yards in three seasons. Both Ingram and Richardson were explosive in the passing game as well. Richardson was fourth on the 2011 team with 266 yards on 23 catches (4 TDs), while Ingram added 21 catches for 282 yards and a touchdown.

Under Burns' guidance in 2009, Ingram was awarded Alabama's first Heisman Trophy and earned unanimous All-America honors. Ingram set the school's single-season rushing record with 1,658 yards and 17 touchdowns while adding 32 receptions for 334 yards and three scores. Richardson, a true freshman, was the team's second-leading rusher (642 yards, 6 TD) and was a Freshman All-SEC selection. In the BCS Championship Game against Texas, Ingram and Richardson both rushed for 100-plus yards to help lead Alabama to the school's 13th title. Roy Upchurch added valuable production in 2009, and earned an invite to the Senior Bowl at the conclusion of the season.

Burns also developed one of the nation's strongest running games in 2008, as Alabama finished third in the SEC and 30th nationally with an average of 184.6 rushing yards per game. Glen Coffee, a first team All-SEC selection and third-round draft pick of the San Francisco 49ers, led the way with 1,383 yards on the ground. That single-season total tied for second in school history and was third in the conference. Ingram was eighth in the SEC in rushing (728 yards), captured Freshman All-SEC honors and set a Tide rookie record with 12 rushing scores.

In his first year at Alabama (2007), Burns helped first-year tailback Terry Grant set school records for rushing yards (891) and touchdowns (8) by a freshman. Grant was a three-time SEC Freshman of the Week honoree and was named to the Freshman All-SEC Team as well as Sporting News Freshman All-America team (honorable mention).

An assistant coach at Clemson for eight seasons before coming to Alabama, Burns was a major factor in producing six of the top 10 offenses in Clemson history. As running backs coach for the Tigers, Burns tutored star runners such as 2005 ACC Rookie of the Year James Davis, 2006 freshman record-setter C.J. Spiller, Reggie Merriweather, Travis Zachery and Duane Coleman at Clemson, plus former New York Jets back Jerald Sowell at Tulane. In 2006, Davis led the Tigers with 1,187 rushing yards on 203 carries and scored 17 touchdowns, while Spiller had 938 rushing yards and 10 touchdowns. The Tigers averaged 5.7 yards per carry during the 2006 regular season.

Burns spent eight seasons with head coach Tommy Bowden at Clemson, after a four-year stint at Tulane that concluded with a 12-0 season in 1998. He logged nine seasons as assistant head coach and offensive coordinator at Saint Augustine High School in New Orleans before joining Bowden's staff at Tulane. Burns

helped lead Saint Augustine to district titles in 1987, 1992 and 1993, his second stint at the school. His first experience as a coach also was at Saint Augustine, where he served as an assistant from 1977-79 and helped the school win three other district championships on the way to consecutive state titles in 1978-79. Burns also coached at New Orleans' Booker T. Washington High School in 1980 before a five-year stint as an assistant coach at Southern University in Baton Rouge, La., from 1981-85.

As a player, Burns played fullback (1971-75) at Nebraska under head coach Tom Osborne. A member of three Cornhusker teams that won at least nine games, Burns participated in the Orange Bowl, Cotton Bowl and Sugar Bowl. He earned a bachelor's degree in education from Nebraska in 1976. Burns is married to the former Connie Winder. The couple has three daughters, Amber, Christy and Erin, and a son Damon. They have one granddaughter, Kendal Mackenzie, and a son-in-law Sylvester Anderson.



**MARIO
CRISTOBAL**

Asst. Head Coach/Ol

Third Year

MIAMI (FLA.), 1993

Mario Cristobal is in his third season on the Alabama coaching staff as the assistant head coach and offensive line coach, after joining the Crimson Tide in February of 2013. He had been the head coach at Florida International University (FIU) for six years (2007-12) before joining Alabama after a brief stay at his alma mater, Miami.

Cristobal engineered another productive offensive line in 2014 with a group adept at opening holes on the ground while providing first-year senior quarterback Blake Sims ample time to throw the football. Led by first team All-American Arie Kouandjio, the Tide ranked 14th nationally and second in the SEC in fewest sacks allowed, surrendering an average of 1.14 per game, while rushing for 206.6 yards per game on the ground. Senior Austin Shepherd allowed just one sack at right tackle and junior Ryan Kelly developed into one of the country's best centers. Cristobal also tutored Cam Robinson, who became only the second player in school history to start at left tackle as a true freshman (Andre Smith, 2006) and earned Freshman All-America honors.

The Alabama offensive line faced many challenges at the start of the 2013 season, replacing three starters from the 2012 season who departed to the NFL. Cristobal's leadership melded together the 2013 line and produced another in a long line of outstanding Tide offensive fronts. Cyrus Kouandjio and Anthony Steen anchored the unit while Kelly (center), Arie Kouandjio (left guard) and Shepherd (right tackle) joined the starting lineup. Cyrus Kouandjio was a consensus first team All-American and garnered first team All-SEC honors along with Steen. As the season progressed the group's chemistry became apparent, surrendering just 17 sacks on the year to rank 23rd nationally in sacks allowed (1.31 per game). The Tide ranked 25th nationally in rushing offense (205.6 ypg), as the offensive line helped propel the Tide to an average of 454.1 yards per game (33rd nationally). UA averaged a school-record 7.15 yards per play, the fifth-best average per play in the FBS and ranked 17th nationally in scoring offense (38.2 ppg).

During his six years at the helm of the FIU program, Cristobal was regarded as one of the country's top young college football coaches and was the architect of a successful program that went to back-to-back bowl games in 2010 and 2011. The 2011 season was the most successful year in program history with the school capturing a program-record eight victories during the regular season, along with milestone wins on the road at eventual Co-BIG EAST Champion Louisville and at home against Conference USA power Central Florida.

FIU began its historic run during the 2010 season, when Cristobal led FIU to its first Sun Belt Conference championship and a bowl victory over MAC champion Toledo. For his efforts, Cristobal was named the Sun Belt Conference Coach of the Year. Named the second head football coach in FIU history on Dec. 19, 2006, Cristobal implemented his philosophy of hard work and dedication that paid quick dividends both on the field and in the classroom. During his time at FIU, Cristobal also proved to be an effective recruiter, with consecutive recruiting classes in 2011 and 2012 that were regarded among the



best in the Sun Belt Conference. Cristobal's teams at FIU produced such NFL talent as third-rounder T. Y. Hilton, second-round pick Jonathan Cyprien and Anthony Gaitor.

Prior to accepting the head coaching job at FIU, Cristobal coached at the University of Miami for three years under head coach Larry Coker. The Hurricanes compiled a 24-12 record in that time, with appearances in the 2004 and 2005 Chick-fil-A Peach Bowls and the 2006 Micron PC Bowl. Cristobal coached Miami's tight ends in the 2004 and 2005 seasons, tutoring 2005 Buffalo Bills third-round pick Kevin Everett, 2006 free-agent signee Buck Ortega and 2007 Chicago Bears first-round selection Greg Olsen.

In 2006, Cristobal took over a Miami offensive line that featured four new starters, including a true sophomore at left tackle and a true freshman at right tackle. Despite coaching a unit wrought with inexperience and riddled by injuries throughout the season, the Hurricanes offense saw a 39 percent decrease in sacks allowed from 36 to 22, only seven of which Cristobal's line was deemed responsible. Following that season, junior guard Derrick Morse was selected honorable mention All-ACC and true freshman tackle Jason Fox was named a second team Freshman All-American by Rivals.com. Fox was a fourth-round draft pick of the Detroit Lions in 2010.

While coaching at Rutgers from 2001-03 Cristobal helped set the table for one of the biggest success stories in the past 30 years of college football. Cristobal worked under head coach Greg Schiano, coaching the Rutgers offensive tackles and tight ends for two seasons before shifting his focus solely to the offensive line in 2003.

Cristobal was a critical factor in Rutgers' resurgence to competitiveness and helped lay the foundation in recruiting and coaching for a program that went from obscurity to college football's upper echelon in a matter of five years. During Cristobal's tenure at Rutgers, the Scarlet Knights improved from records of 2-9 and 1-11 to a 5-7 mark in 2003, the school's best record since 1998. One of Cristobal's most accomplished pupils was tight end L.J. Smith, the Philadelphia Eagles' second-round pick in the 2003 NFL Draft and an eventual starter.

Cristobal began his coaching career in 1998, when he joined the Miami staff as a graduate assistant, working with the Hurricanes for three seasons (1998-2000) under head coach Butch Davis. He helped his alma mater compile a 29-8 record while winning three bowls and a pair of BIG EAST Conference championships in that time.

A four-year letterwinner for the University of Miami from 1988-92, Cristobal played for Hall of Fame coach Jimmy Johnson and Dennis Erickson. During his four years, the Hurricanes won a pair of national championships (1989 and 1991) while playing in two Sugar Bowls, one Cotton Bowl and an Orange Bowl. Cristobal was a first team All-Big East selection as an offensive tackle in 1992.

Following his college playing career, Cristobal signed a free-agent contract with the Denver Broncos in 1994. He played for the Amsterdam Admirals of NFL Europe in 1995 and 1996.

The Miami native was a prep standout at Christopher Columbus High School. He graduated from Miami in

1993 with a bachelor's degree in business administration and later earned a master's degree from Miami in 2001. Cristobal and his wife Jessica were married in June of 2006 and have two sons Mario Mateo and Rocco.

COACHES AND STAFF



BO
DAVIS

Defensive Line

Sixth Year

LSU, 1993

COACHES/STAFF

Bo Davis returned to Alabama in 2014 for his second stint as the Crimson Tide's defensive line coach under Nick Saban. He spent four seasons with the Crimson Tide from 2007-10 before coaching the defensive line at Texas for three seasons (2011-13). It is Davis' sixth overall year on Saban's staff at Alabama after originally joining the Alabama staff in 2007.

Davis did a masterful job in 2014 as the Crimson Tide was forced to replace both starting defensive ends. Sophomore Jonathan Allen secured one of the jobs at end and turned in a first team All-SEC season while A'Shawn Robinson and Jarran Reed both started 12 games on the defensive line. Robinson was a second-team All-SEC selection while Reed earned honorable mention honors. Reed's 55 tackles were the most by an Alabama defensive lineman since Wallace Gilberry in 2007. Brandon Ivory anchored the nose tackle position in the Tide's base 3-4 defense, while Dalvin Tomlinson and D.J. Pettway gave the Crimson Tide tremendous depth and play-making ability in the front.

Led by the defensive front, Alabama's 2014 defense ranked fourth nationally against the rush, surrendering just 102.4 yards per game. The Tide lead the nation allowing just five rushing touchdowns on the season, while recording 32 sacks, which was already 10 more than 2013.

During his three years on Mack Brown's staff at Texas, Davis' defensive front was the backbone of the Longhorns' defense. The 2013 unit was led by senior Chris Whaley and Malcom Brown. Brown finished third on the team with 12.0 TFL while Whaley scored two touchdowns. In 2012, Davis rotated five players at his defensive tackle positions who accounted for 31 tackles for loss. The 2011 Texas defensive line helped the Longhorns rank sixth nationally in rush defense, allowing just 96.23 yards per game. The defensive tackles group was led by first team All-Big 12 selection Kheeston Randall who was selected by the Miami Dolphins in the 2012 NFL Draft.

The final season of Davis' first stint in Tuscaloosa in 2010 saw the Crimson Tide defensive line rank 10th nationally in rushing yards allowed (110.2 ypg) while Alabama ranked fifth nationally in total defense (286.4 ypg) and third in scoring defense (12.5 ppg). Marcell Dareus anchored the line with 33 tackles, 11 tackles for loss and 4.5 sacks. He was the third overall selection in the 2011 NFL Draft by the Buffalo Bills.

Davis' 2009 defensive line was again the key in setting the tone for an Alabama defense that ranked



second nationally and led the SEC in four major categories - rush defense (78.1 ypg), pass efficiency defense (87.7), total defense (244.1) and scoring defense (11.7 ppg). Senior nose guard Terrence Cody earned consensus All-America honors for the second straight season and was a finalist for the Lombardi, Nagurski and Bednarik Awards. Seniors Lorenzo Washington and Brandon Deaderick anchored the defensive end positions while Dareus emerged as a pass-rusher as a sophomore and led the team with 6.5 sacks. Dareus had a breakout game against Texas in the National Championship as he earned defensive MVP honors.

The Alabama defensive line saw great improvement in 2008, which helped the Crimson Tide develop into one of the top defensive units overall nationally. Davis added Cody to the starting lineup at nose guard and the junior was named an All-American in his first season. Alabama ranked second nationally in terms of rush defense, allowing just 74.1 yards per game on the ground. UA also ranked among the top seven in the country in total defense (263.5 ypg) and scoring defense (14.3 ppg).

Under Davis' watch in 2007, senior defensive end Wallace Gilberry put together one of the finest seasons in Alabama history. Gilberry earned first team All-SEC status, leading the league in tackles for loss (27) and finishing second in sacks (10).

Davis spent the 2006 season as an assistant defensive line coach and assistant strength and conditioning coach with the Miami Dolphins under Saban.

He has a deep history in Southeastern Conference football. Prior to his stint with the Dolphins, Davis spent four years (2002-05) as an assistant strength and conditioning coach at LSU under Saban and current Tigers' head coach Les Miles.

A former All-SEC defensive lineman for LSU in the early 1990s, Davis joined the LSU strength and conditioning staff as assistant coordinator in June of 2002. He joined the LSU staff after a stint at North Shore High School in Galena Park, Texas, where he served as an assistant football coach from 1997-2002.

Davis played football at LSU from 1990 to 1992, earning second team All-SEC honors as a nose guard in 1992. He finished his LSU career with 90 tackles, one sack and one fumble recovery. As a senior in 1992, Davis started all 11 games at nose guard, recording 66 tackles, including four tackles for loss.

A native of Magee, Miss., Davis graduated from LSU in 1993 and he then served as a graduate assistant with the LSU strength and conditioning program from 1995-1997. Davis and his wife, Omeika, have two sons Bo and Jackson and a daughter Juliana.



**LANE
KIFFIN**

Offensive Coord./QB

Second Year

FRESNO STATE, 1998



Lane Kiffin joined the Alabama staff on Jan. 10, 2014, as the offensive coordinator and quarterbacks coach and revitalized the Crimson Tide's offense in his first season. For his efforts, Kiffin was selected as a finalist for the Frank Broyles Award, which goes to the country's best assistant coach.

One of Kiffin's first responsibilities at Alabama was identifying a starting quarterback and then developing Blake Sims in 2014. With three-year starter and All-American AJ McCarron off to the NFL, Kiffin oversaw Sims' rise to the top of the Alabama depth chart en route to a school-record 3,487 passing yards and 3,837 yards of total offense while completing 64.5 percent of his passes. Sims ranked tied for fourth nationally in total QBR (83.7) and seventh in passing efficiency (157.9). He not only proved proficient in the passing game but gave Alabama a running threat at quarterback not seen during Saban's tenure in Tuscaloosa. Sims was selected second-team All-SEC, named to the Senior Bowl, tabbed as a finalist for the Manning Award and a semifinalist for the Davey O'Brien Award.

Kiffin's offense ranked 17th nationally in total offense per game (484.5) while scoring an average of 36.9 points per game. The passing game averaged a school-record 277.9 yards per game (3,890) to rank 28th nationally and fourth in the SEC. His squad also ranked fourth nationally in third-down conversion percentage at 51.5 percent, ninth in first downs (340) and 10th in team passing efficiency (155.7). Amari Cooper won the Biletnikoff Award as the nation's best receiver, after catching a school- and SEC-record 124 passes for a UA-record 1,727 receiving yards and 16 touchdowns.

He spent the last three-plus seasons as the head coach at Southern California, where he compiled a record of 28-15. Kiffin's 2012 USC squad went 7-6 overall and 5-4 in the Pac-12 South, good for second place. Wide receiver Marqise Lee was a unanimous first team All-American and won the Biletnikoff Award while also being named the Pac-12 Offensive Player of the Year. Quarterback Matt Barkley, who won the Wuerffel Trophy, set conference records for passing yards and passing touchdowns.

Kiffin led the Trojans to a 10-2 record in 2011 and a sixth-place finish in the final Associated Press poll. The team finished first in the Pac-12 South with a 7-2 mark. His 2011 USC offense produced a 3,500-yard passer, a pair of 1,000-yard receivers and a 1,000-yard rusher. Three Trojans earned first team All-America

honors (Matt Kalil, Robert Woods and T.J. McDonald) and five were named Freshman All-Americans.

In his first year as the head coach USC, Kiffin led the Trojans to an 8-5 record (5-4 Pac-10). Before his arrival, the Trojans were averaging 26.5 points per game in scoring offense and 389.1 yards per game in total offense. In his first two seasons, those numbers increased to 31.0 points per game and 431.5 yards in 2011 and 35.8 points and 456.8 yards in 2012.

Prior to his tenure at Southern California, Kiffin served as the head coach at Tennessee in 2009. He led the Volunteers to a second-place finish in the SEC East and an appearance in the Chick-fil-A Bowl. The Volunteers' offense jumped at least 34 places in every national statistical category over the 2008 figures. Tennessee improved from 17.3 to 29.3 points per game while going from 268.8 to 383.5 yards per game in total offense.

Kiffin came to Tennessee from the Oakland Raiders, where he served as head coach from 2007-08. At 31, he was the youngest head coach in the NFL's modern era. Oakland's offense significantly improved in his first year, up 7.2 points per game and 48.6 yards per game from 2006.

Prior to his first head coaching job, Kiffin spent six years as an assistant coach for Pete Carroll at Southern California, including two years as the offensive coordinator (2005-06). During his first tenure with the Trojans, USC captured two national championships and compiled a 65-12 record. Kiffin was promoted to passing game coordinator in 2004 and helped Matt Leinart win the Heisman Trophy as he passed for 3,322 yards with 33 touchdowns and just six interceptions.

He took over as USC's offensive coordinator in 2005 and led the Trojans to a scoring average of 49.1 points per game and 579.8 yards per game of total offense during his two years as offensive coordinator. Kiffin started at USC in 2001 as the tight ends coach and then coached the wide receivers during his remaining five years.

Kiffin graduated from Fresno State in 1998 after playing quarterback for three seasons (1994-96) for the Bulldogs. He began his coaching career as a student assistant at Fresno State under Pat Hill in 1997 and 1998. He moved on to Colorado State in 1999 as offensive line assistant. He spent the 2000 season as defensive quality control assistant with the Jacksonville Jaguars under Tom Coughlin.

Kiffin attended Bloomington (Minn.) Jefferson High, where he played football, basketball and baseball. He and his wife, Layla, have two daughters Landry and Presley and one son Knox.

COACHES AND STAFF



**TOSH
LUPOI**

Outside Linebackers

First Year

CALIFORNIA, 2005



COACHES/STAFF

One of the newest assistant coaches on head coach Nick Saban's staff is Tosh Lupoi, who was hired in January of 2015. Lupoi, who was on Alabama's staff last season as an analyst, will serve as Alabama's outside linebackers coach.

Lupoi has previous experience in a 3-4 defense as an assistant coach at California and Washington, where he was responsible for coaching the defensive line as well as one of the outside linebacker positions.

When spring practice opens in March, Lupoi returns several experienced veterans at outside linebacker including seniors Denzel Devall and Dillon Lee. Also back is Ryan Anderson, who was third on the team with three sacks and also had eight tackles for loss in 2014. The Crimson Tide must replace the production of Xzavier Dickson, who recorded a team-high nine sacks and 12.5 tackles for loss last year as a senior.

Lupoi was an analyst for the defense during the 2014 season for the Crimson Tide. Prior to that role, he served as the defensive line coach and defensive run game coordinator at Washington in 2012 and 2013. The Huskies ranked fourth in the country in sacks per game (3.15) in 2013 while ranking among the top four in the Pac-12 both years in scoring defense.

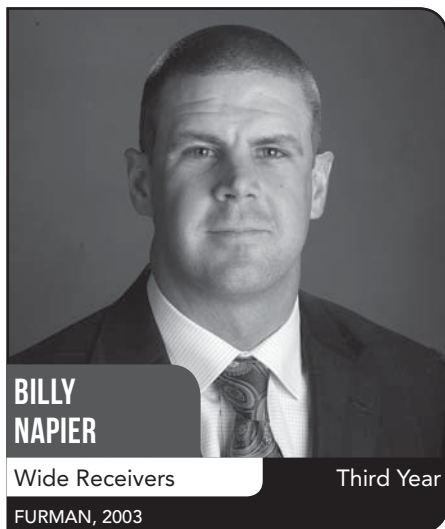
Two of the players he coached at UW during that time earned All-America honors this season in outside linebacker Hau'oli Kikaha and defensive lineman Danny Shelton. Kikaha led the country with 19 sacks in 2014 while Shelton was tops among all interior defensive linemen with nine sacks on the season.

Lupoi was the defensive line coach at California for four years, becoming the youngest full-time coach in Cal history when he joined the staff at the age of 26 in 2008. The Golden Bears led the Pac-12 in total defense in 2011, allowing just 332.9 yards per game. They were third in sacks that year with 34 and gave up the fewest first downs per game (17.4) and fewest passing yards per game (204.2). Cal also led the conference in defense and ranked among the top 25 nationally in per-game averages for sacks, total defense and pass defense.

Lupoi was the Rivals Recruiter of the Year in 2010 and helped sign Cal classes that ranked No. 11 nationally in 2011 and No. 14 in 2010. He helped develop multiple NFL draft picks during his tenure at Cal, including future first round selections Cameron Jordan and Tyson Alualu.

As a player, Lupoi was a defensive lineman for Cal from 2000-05. He led the Bears' defensive line in tackles in 2003 and earned Pac-10 All-Academic recognition in 2005. He graduated with a bachelor's degree in American studies in 2005 and completed coursework toward master's in education.

Lupoi played high school football at De La Salle, one of the most successful programs in the history of prep football, where he earned All-State honors and won a national title. His father, John Lupoi, played collegiate football at Brigham Young and was later a part-time assistant coach at Cal.



**BILLY
NAPIER**

Wide Receivers

Third Year

FURMAN, 2003



Billy Napier is in his third season on the Alabama coaching staff as wide receivers coach. Napier joined the Crimson Tide staff after serving as the assistant head coach and quarterbacks coach at Colorado State in 2012 for former Tide offensive coordinator Jim McElwain. Napier, who was an offensive analyst for the Crimson Tide in 2011, returned to the Capstone to replace Mike Groh, who accepted an assistant coaching job with the Chicago Bears.

Napier's unit was led by Alabama's first Biletnikoff Award winner Amari Cooper who caught a school- and SEC-record 124 passes for a UA record 1,727 receiving yards and 16 touchdowns. He led the country in receptions (124), while ranking second nationally in receiving yards (1,727), receiving touchdowns (16) and catches per game (8.9) while ranking third in yards per game (123.4). Cooper, a Heisman Trophy finalist and unanimous first team All-American, smashed all of the Tide's career receiving marks with 228 receptions, 3,463 yards and tying the SEC record with 31 receiving touchdowns. Senior DeAndrew White provided Alabama with a dangerous and reliable target opposite Cooper with 40 receptions for 504 yards and four scores. Christian Jones is third on the team with 19 receptions (264).

In his first season as the Crimson Tide's receivers coach, Napier built a deep and talented group of receivers. Alabama had four players with at least 32 receptions, led by sophomore Cooper with 45 catches for 736 yards. The wide receivers accounted for 72.1 percent of the passes caught in 2013 and 20 of the 30 passing touchdowns. Kevin Norwood produced a career year with seven touchdowns and 568 receiving yards on 38 grabs. Jones also caught 36 balls for 349 yards and White hauled in 32 catches for 534 yards and four scores.

Injuries forced Napier to go deep down the bench looking for quarterbacks during his one season in Fort Collins. The Rams saw three quarterbacks play significant snaps as the starter with Garrett Grayson going down early in the season, M.J. McPeck following two weeks later forcing redshirt freshman Conner Smith into action. The trio combined to throw for 2,520 yards and 17 touchdowns in 2012 as Colorado State won three of their final five games.

Napier spent the 2011 season on the Alabama staff as an offensive analyst, helping the Crimson Tide win the 2011 BCS National Championship. The Tide ranked 16th in scoring offense, 30th in total offense and 17th in rushing offense in 2011.

Prior to Alabama, Napier spent seven of the previous eight years in two different stints at Clemson. During Napier's final two seasons at Clemson he earned

an elevated position as the offensive coordinator and quarterbacks coach. At the age of 29, he became the youngest coordinator in Clemson history. In his first season as CU's coordinator, the 2009 Tigers scored a school-record 436 points and scored 54 touchdowns (third-most in school history), averaged 5.73 yards per play (fourth best) and finished as the ACC Atlantic Division champions. Quarterback Kyle Parker was named a Freshman All-American and nine players Napier coached from 2009-10 went on to have careers in the NFL.

Napier split his time from 2006-08 as Clemson's recruiting coordinator. In those three seasons, he compiled two top 25 recruiting classes, according to Rivals.com, and in 2008, his class was tabbed as the second-best in the nation by ESPN.com. Known to his peers as a top recruiter, Napier has signed several players who went on to the NFL, including Kavell Conner, Crezdon Butler, Brandon Thompson and Marcus Gilchrist. Fourteen players from Clemson's 2011 two-deep roster were signed by Napier, including five who earned all-ACC honors.

Napier was the 2007-08 tight ends coach at Clemson, helping lead the Tigers to two bowl games and a prolific offense. The 2007 season featured a 9-4 record and the ACC's highest-scoring offense. In his first year back with Clemson (2006), Napier worked primarily with the Tigers' tight ends but also was responsible for the punt team and assisted in several special-teams capacities. The 2006 Tigers led the ACC in total offense, rushing and scoring offense, advancing to the Music City Bowl. Clemson averaged 410.9 yards per game and 32.7 points, more than doubling its opponent's totals. Tight end Hunter Thomas started all 11 games for the Tigers, averaging 19.1 yards per reception. Michael Palmer, who Napier coached for three seasons, went on to the NFL. He also worked with the special teams units, helping develop one of the most talented players in Clemson history, C.J. Spiller.

In 2005, Napier spent one season as the quarterbacks coach at South Carolina State. The Bulldogs finished the year 9-2 and ranked among the nation's best in several offensive categories, including: rushing (12th), passing efficiency (15th) and scoring offense (17th). S.C. State also had the country's fourth-best turnover margin, committing only 11 turnovers, roughly one-third of the total from the previous season (32). Napier developed Cleve McCoy and molded him into the MEAC Player of the Year. He also recruited offensive tackle Johnny Culbreath, who became a unanimous All-America selection and was drafted by the Detroit Lions. Napier was offered the position of offensive coordinator after

the 2005 season, but declined, instead taking over as the tight ends coach at Clemson.

Napier began his coaching career as a graduate assistant at Clemson in 2003-04. In 2003, he worked with video coordinating. The Tigers won nine games, including the Peach Bowl against Tennessee. The following season, Napier was the on-field graduate assistant on defense, and gained his first experience with recruiting off the field.

As a player, Napier was a four-year letterwinner and two-time All-Southern Conference selection as the starting quarterback at Furman. The Paladins won two conference championships and in 2001, Napier's junior year, advanced to the Division I-AA national championship game, losing to Montana. He completed 64.8 percent of his career passes, setting a school record. As the team captain during a record-setting senior season, Napier amassed 2,475 passing yards, also a Furman record, and was a finalist for the Walter Payton Award, given annually to the nation's most outstanding FCS offensive player.

Napier grew up in Chatsworth, Ga., and graduated from Murray County High School in 1998. He is married to the former Ali Gunn and the couple has a daughter Annie and a son Sammy Nelson. He earned his bachelor's degree in health & exercise science from Furman in 2002.

COACHES AND STAFF



KIRBY
SMART

Defensive Coord./DB

Ninth Year

GEORGIA, 1999

COACHES/STAFF

Kirby Smart, the 2012 AFCA Assistant Coach of the Year and the 2009 Broyles Award winner as college football's top assistant coach, is in his ninth season with the Alabama football staff and seventh as defensive coordinator. A former standout defensive back and scholar-athlete at Georgia, Smart is one of the nation's most respected defensive coordinators. He moves back to coaching inside linebacker in 2015 after tutoring the safeties in 2014. Smart also coached the inside linebackers from 2009-12.

His 2014 defense was solid once again, ranking fourth nationally against the run, surrendering just 102.4 yards a game. The Crimson Tide ranked sixth nationally in scoring defense (18.4 ppg), while ranking 12th nationally in total defense (328.4 ypg). He helped junior safety Landon Collins earn unanimous first-team All-America honors while being selected as a finalist for the Nagurski Trophy, Thorpe Award and Lott Trophy. Senior safety Nick Perry also developed into a key cog in the secondary under Smart's guidance in 2014, making a career-best 80 tackles with two interceptions and six pass breakups.

Smart crafted another elite Alabama defense in 2013 after losing six more players to the NFL. The Crimson Tide ranked fourth nationally in scoring defense (13.9 ppg) while ranking fifth in total defense (286.5 ypg), seventh in rushing defense (106.2 ypg) and 11th in pass defense (180.3 ypg). Alabama was fourth nationally in red zone defense and fourth in fewest first downs allowed. He helped mold defensive leader C.J. Mosley into the nation's best linebacker and winner of the Butkus Award. He was also a finalist for the Nagurski Trophy, the Lombardi Award and the Bednarik Award. Mosley led all Alabama tacklers in 2013 with 108 stops and nine tackles for loss while finishing third in career tackles with 319.

Smart retooled the Alabama defense in 2012, molding a unit that lost six starters to the NFL after the 2011 season. The Tide led the nation in total defense (250.0 ypg), scoring defense (10.9 ppg) and rush defense (76.4 ypg) while ranking seventh in pass defense (174.3 ypg) and pass efficiency defense (103.72). The Tide defense featured two first team All-Americans in cornerback Dee Milliner and linebacker Mosley. Milliner was a finalist for the Thorpe Award, presented to the nation's top defensive back, after making 54 tackles, with a nation-leading 20 pass deflections and two interceptions. Mosley was a finalist for the Butkus Award and led the team with 107 tackles while making seven tackles for loss, four sacks and intercepting two passes.

The 2011 defense led the nation in all five major categories including total defense (183.6 ypg), scoring defense (8.2 ppg), rushing defense (72.2 ypg), passing defense (111.5 ypg) and pass efficiency defense (83.69 rating). Dont'a Hightower (a finalist for the Lombardi Award, Lott Trophy, Butkus Award and Bednarik Award) led the team in total tackles with 85. The first team All-SEC selection also recorded 11 tackles for loss, four sacks, eight quarterback hurries, one interception and a blocked kick. Hightower was selected in the first round of the 2012 NFL Draft by the New England Patriots with the 25th pick.



Smart's rebuilding job in 2010 was impressive, as the Tide remained one of the nation's elite defensive units while replacing nearly the entire defense (nine starters). Alabama led the SEC and ranked third nationally in scoring defense (13.5 ppg) and fifth nationally in total defense (286.4 ypg). The Tide also ranked first in the SEC (sixth in the NCAA) in pass efficiency defense. Safety Mark Barron and defensive lineman Marcell Dareus earned first team all-SEC honors while Hightower, safety Robert Lester and cornerback Dre Kirkpatrick were second team all-SEC selections.

The 2009 season was a special one for Smart, as he not only helped lead Alabama to the national championship but also took home the Broyles Award as the top assistant coach in the country. The UA defense again was regarded as one of the nation's top units, leading the SEC and ranking second nationally in scoring defense (11.7 ppg), pass efficiency defense (87.7), rush defense (78.1 ypg) and total defense (244.1 ypg).

In the 2010 BCS National Championship game against Texas, the Tide recorded four interceptions and scored a defensive touchdown. Three players on Smart's defense earned first-team All-America honors – linebacker Rolando McClain, cornerback Javier Arenas and nose guard Terrence Cody – while Barron was a third team Associated Press All-American. McClain captured the Butkus Award and Cody was a finalist for several national awards.

The 2008 Alabama defense was rated among the nation's best. The Tide finished third in total defense (263.5 ypg) and seventh in scoring defense (14.3 ppg). Senior captain Rashad Johnson earned first team All-America honors at safety as well as first team all-SEC recognition after intercepting five passes, including two that were returned for touchdowns. Alabama snagged 15 interceptions in 2008 and brought back four of those for scores.

Under Smart's guidance in 2007, Johnson led the SEC with six interceptions and earned first team all-SEC honors along with cornerback Simeon Castille. A third member of the Alabama secondary, cornerback Kareem Jackson, was honored at the end of the season as a second team Sporting News Freshman All-American.

Smart joined the Tide after spending the 2006 season as safeties coach with head coach Nick Saban and the NFL's Miami Dolphins. Prior to his stint with the Dolphins, Smart spent six years on the collegiate level with Georgia (1999 and 2005), LSU (2004), Florida State (2002-03) and Valdosta State (2000-01).

As the running backs coach at Georgia in 2005, Smart's Bulldogs unit averaged 162.2 yards per game, third in the SEC. Smart spent the 2004 season as defensive backs coach under Saban at LSU, where he tutored two NFL draft picks: Corey Webster (2nd round, New York Giants) and Travis Daniels (4th round, Miami Dolphins). That season, LSU allowed 157.2 passing yards per game to rank second in the SEC and fifth nationally.

Smart was a graduate assistant coach under Bobby Bowden and Mickey Andrews at Florida State in 2002-03, having served as defensive coordinator/linebackers coach (2001) and defensive backs (2000) coach at Valdosta State the previous two seasons. He began

his coaching career as an administrative assistant at Georgia in 1999.

As a player, Smart was a four-year letterman at defensive back for Georgia, where he was a first team all-SEC pick as a senior. He finished his career with 13 interceptions, which was fourth in Georgia annals, and led the Bulldogs with six interceptions in 1997 and five in 1998. A four-time member of the SEC Academic Honor Roll, Smart earned his undergraduate degree in finance from Georgia and his master's degree from Florida State in 2003.

A native of Bainbridge, Ga., Smart is married to the former Mary Beth Lycett of McDonough, Ga. The couple are the proud parents of twins Weston and Julia and son Andrew.



**MEL
TUCKER**

Secondary

First Year

WISCONSIN, 1995



Mel Tucker was hired by head coach Nick Saban as defensive backs coach and assistant head coach on January 29, 2015. Although it will be his first season with the Crimson Tide, Tucker has worked for Saban at several schools including his first coaching job as a graduate assistant at Michigan State. He brings 10 years of NFL coaching experience – seven as a defensive coordinator – to Alabama as well as eight years in the college ranks.

In his first year at Alabama, Tucker will be faced with replacing three safeties who anchored the secondary last season. All-American Landon Collins led the team with 103 tackles and tied for the lead with three picks. He is expected to be a first round pick in the upcoming draft. Nick Perry was the other starter at safety and was fourth on the team with 80 stops while Jarrick Williams was a physical presence in his role as the nickel back. The only returnee with any significant experience at the position is Geno Smith, who totaled 56 stops to rank fifth on the team in 2014.

It is a different story at corner where both starting corners return, led by senior Cyrus Jones who led the team with 16 passes broken-up (three interceptions). Eddie Jackson started 10 games at corner after returning from a knee injury while Bradley Sylve and Tony Brown are also back with starts under their belt from last season.

Tucker spent the last two seasons as the defensive coordinator for the Chicago Bears. He was previously with the Jacksonville Jaguars from 2009-12, also as the defensive coordinator. The Jags ranked sixth in the league in total defense in 2011, allowing just 313.0 yards per game. Tucker was Jacksonville's interim head coach for the final five games of that season. He earned the additional title of assistant head coach with the Jaguars in 2012.


Prior to those two stops, Tucker was with the Cleveland Browns from 2005-08. He spent the first three years as the defensive backs coach and served as the defensive coordinator in 2008. In that season, the Browns were second in the NFL with 23 interceptions and ranked 16th in scoring defense (21.9 points per game).

Tucker joined Nick Saban's staff at Michigan State as a graduate assistant in 1997. After two years there, he then went to work as a defensive backs coach at Miami (Ohio) for one season in 1999. In 2000, Tucker returned to work with Saban at LSU for one season before going to Ohio State for a three-year stint (2001-03). The Buckeyes went 14-0 in 2002 and won the BCS National Championship. Tucker was elevated to co-defensive coordinator in 2004.

A native of Cleveland, Ohio, Tucker attended Cleveland Heights High School where he was a football standout and earned a scholarship to Wisconsin. He was a four-year letterman at defensive back for the Badgers and graduated in 1995.

Tucker's wife, JoEllyn, earned her undergraduate degree at Illinois and her law degree from Rutgers. The couple has two sons: Joseph (12) and Christian (10).

COACHES AND STAFF



BOBBY WILLIAMS

Special Teams Coord./TE

Eighth Year

PURDUE, 1982

COACHES/STAFF

Bobby Williams is in his eighth season in Tuscaloosa as Alabama's tight ends coach and special teams coordinator. A veteran coach with both college and NFL experience, Williams is a member of head coach Nick Saban's coaching staff for the fourth time in his career, also working together at Michigan State, LSU and with the Miami Dolphins.

In 2014, freshman punter JK Scott was named a finalist for the Ray Guy Award and earned All-America honors after averaging 47.0 yards per punt to rank third nationally. He led the nation in percentage of punts inside the 20-yard line (54.2 percent). Adam Griffith, in his first year as the starting place-kicker, hit 12-of-19 field goals. Christian Jones ranks 29th nationally and third in the SEC with an average of 25.0 yards. O.J. Howard led all tight ends with 15 receptions for 246 yards with Brian Vogler adding four catches for 18 yards and a score.

Williams' developed Howard into a Freshman All-American and dangerous threat at tight end for the Crimson Tide as a true freshman. Howard averaged a team-best 19.2 yards per catch while grabbing two touchdowns. His guidance also helped Brian Vogler replace three-year starter Michael Williams at tight end with impressive results while Jalston Fowler took over at h-back in the Tide offense. Vogler finished with eight catches for 71 yards and a touchdown while Fowler was second on the team with five touchdown grabs on seven receptions. Senior punter Cody Mandell also flourished under Williams' tutelage with a school-record 47.1 yard punting average on 39 attempts while leading the nation in net punting at 42.4 yards per punt. Christian Jones ranked second in the SEC in both kickoff and punt returns while Cade Foster handled field goal duties and connected on 12-of-17 attempts.

Williams was a nominee for the 2012 Frank Broyles Award, presented to the national assistant coach of the year. Alabama's tight ends combination of Williams and walk-on senior Kelly Johnson performed well with 29 receptions for 222 yards and four scores. Jeremy Shelley was the only kicker in the nation to not miss a kick, going 69-for-69 on extra points and hitting all 11 of his field goals. Mandell turned in a career season with a 44.3 yards per kick average with 19 punts inside the 20-yard line and 14 punts of more than 50 yards.

In 2011, Williams' tight end duo of Brad Smelley and Michael Williams combined for 50 receptions resulting in 547 yards. Smelley recorded a team-best four receiving touchdowns, while Williams tacked on another two scores. On special teams, Marquis Maze ranked ninth in the nation and third in the SEC, averaging 13.2 yards per punt return with one touchdown. Those numbers earned Maze a spot on the all-SEC second team as a specialist. Alabama ranked 19th in the nation in kickoff returns (24.1 ypg). The Tide allowed only 11 punts to be returned in 2011, for a total of 51 yards.

Williams was instrumental in the development of Preston Dial in 2010, as the senior had a breakout season under his tutelage. On top of his exceptional blocking abilities, Dial hauled in a career-best 25 passes for 264 yards and three scores. Williams also had an



outstanding 2010 season as a dominating blocker on the edge in the Alabama running game, while catching eight passes for 100 yards and a touchdown.

The veteran coach had to replace both kickers in 2010, with the losses of Leigh Tiffin and P.J. Fitzgerald. Mandell won the punting duties as a true freshman and averaged 39.2 yards per kick, knocking 13 inside the 20. Fellow freshman Foster split field goal duties with sophomore Shelley. Foster drilled seven field goals, including five over 40 yards, while Shelley handled the closer attempts. Trent Richardson ranked 29th nationally in kickoff returns and Maze was 16th in punt returns.

During the 2009 national championship season, Williams had to replace a pair of senior tight ends from the 2008 roster. The Alabama offense did not miss a beat, as Colin Peek emerged as one of the team's top targets, earning second team Associated Press all-SEC honors with 26 catches for 313 yards and three touchdowns.

Williams also oversaw 2009 Lou Groza finalist Tiffin at place-kicker. Tiffin earned first team AP All-America status. Javier Arenas set the SEC career records for punt return yards and touchdowns. Fitzgerald had a career season for the Tide in 2009 by averaging 41.5 yards per kick, with 19 inside the 20-yard line.

The special teams in 2008 were a big weapon for the Tide under Williams. Arenas broke two punt returns for touchdowns, Tiffin was a Groza Award semifinalist and connected on 20-of-29 on field goals, while Fitzgerald had a then-career-best average of 41.1 yards per punt with 15 inside the 20. Tight ends Nick Walker and Travis McCall combined for 23 starts, the best seasons of their career in terms of production.

Williams spent the 2005 and 2006 seasons as the running backs coach with the Dolphins. In his first season, Miami averaged 118.6 yards rushing per game, the second-best figure by the team from 1985-2005.

In 2004, Williams served as the associate head coach/wide receivers coach at LSU, where he coached a pair of future NFL first-round picks in Craig Davis and Dwayne Bowe. Davis and Bowe ranked in the top 10 in the SEC for both receptions per game and receiving yards per game in 2004. Prior to LSU, Williams had a one-year stint with the Detroit Lions as wide receivers coach in 2003.

Williams followed Saban as the head coach at Michigan State and served in that post from 2000-02. He led the Spartans to a victory over Florida in the 2000 Citrus Bowl after the 1999 season, in his first game as the school's head coach. He also guided Michigan State to a 7-5 mark in 2001, his second full season as head coach. That season culminated with a victory over Fresno State in the Silicon Valley Football Classic, as he became the first coach in Michigan State history to lead his team to victories in his first two bowl appearances.

Previously an assistant on the Spartans staff from 1990-99, Williams tutored the running backs under Saban. MSU backs produced nine individual 1,000-yard rushing seasons in Williams' 10 years in that post, led by T.J. Duckett, Atlanta's first-round draft choice in 2002.

Williams earned his start in coaching as running backs/defensive backs coach at Ball State from 1983-84. He followed that with a five-year stint (1985-89) as offensive backfield coach at Eastern Michigan.

Williams is a 1982 graduate of Purdue, where he earned his degree in general management and was a four-year letterman for the Boilermakers. He started his career at running back before moving to the secondary and starting in his final three seasons. A tri-captain as a senior in 1981, Williams was a part of three bowl teams as a player. He then served one year (1982) as a graduate assistant at his alma mater.

A native of St. Louis, Williams and his wife Sheila have a daughter Nataly and a son Nicholas. Nataly earned her Bachelor of Arts degree in communications and information sciences from Alabama in 2010. Nicholas played football at Alabama and earned his Bachelor of Science degree in commerce and business administration. He is currently the wide receivers and special teams assistant at Jacksonville State.



The booming voice you hear leading a pre-practice stretch or encouraging a Crimson Tide player to finish a workout session strong is that of Director of Strength and Conditioning Scott Cochran. The high-energy coach, who is a two-time national strength coach of the year, joined the Alabama staff in 2007 after spending three seasons with the New Orleans Hornets of the NBA as an assistant strength coach. Cochran has been on Nick Saban's staff for all four national titles, as he served as an assistant at LSU in 2003.

Cochran, in his ninth year at Alabama, is nationally regarded as one of the best in the area of strength and conditioning – and the performances of Alabama's players on the field prove that to be true. He received one of the highest honors in his field when he was named the 2011 Samson Strength & Conditioning Coach of the Year, as featured in American Football Quarterly. He earlier was named the Samson Strength & Conditioning Coach of the Year following the 2008 season.

Prior to the start of spring drills, Cochran implements Coach Saban's offseason workout plan, which includes the well-known "Fourth Quarter Program" – a very important step in helping Alabama players develop physically and prepare for the upcoming practices.

It is no coincidence that through improvements off the field in strength and conditioning, Alabama is known as one of the most physically dominant teams in the country. The main goal of the program is to win the fourth quarter and wear down the opponent as the game goes on. On the way to the 2009 national championship, Alabama did just that as they won the fourth quarter by an astounding scoring margin of 121-32. The Tide continued the trend of finishing in 2011, as it again dominated the fourth quarter en route to the program's second national championship in three years with a 111-18 fourth-quarter scoring margin.

Cochran oversees Alabama's 37,000-square-foot weight room that is one of the largest venues of its kind in the country. The \$9-million facility features 21,000-square feet on the first level and 16,000-square feet on the second level. The ground level comprises a weight room, highlighted by 20 combination racks that feature platforms built into the ground for a level surface that provides a safer training environment. The weight room has a state-of-the-art performance nutrition center to fuel Alabama student-athletes, plus physicians' offices and strength and conditioning offices.



While in the NBA with the Hornets from 2004-06, Cochran's duties included assisting with the exercise and strength conditioning programs to help players achieve and maintain optimal fitness throughout the NBA season. With the Hornets, he worked with NBA standouts Chris Paul, Baron Davis, David West and Tyson Chandler.

Prior to joining the Hornets staff, Cochran worked for his alma mater Louisiana State as an assistant strength coach in 2003 (13-1, BCS national champions) and 2004 (9-3, Capital One Bowl). He was a graduate assistant in Baton Rouge from 2001-03. Cochran returned to LSU after starting his career in the strength and conditioning field at University Laboratory High School in Baton Rouge, La. He held that position from 1998-2001 before returning to LSU as a graduate assistant for all sports from 2001-03. Cochran then was hired on to the full-time staff for the 2003-04 season.

A native of New Orleans, Cochran received a bachelor's degree in kinesiology from LSU in 2001 and added a master's degree in sports management from LSU in 2003. Cochran was born on March 21, 1979, and is married to the former Cissy Schepens. They have three children, including one son Beau and two daughters Savannah and Lucy.

COACHES AND STAFF



COACHES/STAFF

Justin Dickens begins his first year as Alabama's Director of Football Operations after being hired in February.

His primary role with the Crimson Tide will be to oversee the administration and operation of the football program.

Dickens spent the previous four years at the University of Michigan. He served as the director of football operations there in 2014 and was the public and media relations director for the football program from 2011-13.

Prior to joining the Michigan Athletic Department in May 2011, Dickens spent seven seasons with the Indianapolis Colts organization. He was an intern during the 2004 season before being hired as an assistant in 2005.

Dickens spent two years as an assistant (2005-06) prior to his promotion to manager of publicity for the final four-plus seasons (2006-10). During his time with the Colts, Dickens coordinated the team's public relations efforts, including interviews, the production of written content and oversight of www.colts.com.

He worked with coaches Tony Dungy and Jim Caldwell and quarterback Peyton Manning. He helped coordinate the team's public relations efforts during Super Bowl XLI and XLIV in Miami, Fla.

Dickens was a graduate assistant in the athletic communications office at the University of Georgia (2003-04) prior to joining the Colts organization. He was the primary public relations contact for women's soccer, men's and women's track and field and cross country programs and assisted with the nationally ranked football program and men's basketball team.

He earned a bachelor of science degree in public relations from Austin Peay State University in 2003. He completed work on his master's degree in education (sports management) from Georgia in 2004. Dickens and his wife, Kaylee, have a son, Jacoby.



Jody Wright returned to the Alabama staff in January of 2015 as the Director of Player Personnel. Wright was the Crimson Tide's graduate assistant in 2010 and offensive analyst in 2011-12.

Wright's responsibilities with the Crimson Tide include the organization of all recruiting efforts. Alabama put together the No. 1 signing class in the country this February according to two major recruiting services. He also works with compliance regarding initial eligibility and assists with coaching clinics, camps and other on-campus events.

Wright brings several years of SEC experience to Tuscaloosa. In addition to his three years at Alabama, he has also worked a graduate assistant and eventually the director of football operations at Mississippi State. Wright spent a total of five years in Starkville, where he also earned his master's degree in 2009.

Wright's previous two stops include a season at UAB in 2014 (assistant head coach/running backs/recruiting coordinator) and his alma mater, Jacksonville State, in 2013 (passing game/recruiting coordinator). In 2014, the Blazers rushed for 2,637 yards and 17 touchdowns for an average of 219.8 yards per game with five different running backs gaining at least 290 yards on the ground. Wright helped UAB (6-6) become bowl eligible for the first time since 2004.

The Gamecocks advanced to the third round of the FCS playoffs in 2013, finishing with a record of 11-4. JSU ranked second in the Ohio Valley Conference in total offense (442 yards per game) and scoring offense (35.2 ppg). He began his career as a student assistant at Jacksonville State in 2002. Wright helped JSU win the 2003 and 2004 Ohio Valley Conference championships.

Wright's time in Tuscaloosa (2010-12) saw the Crimson Tide capture back-to-back national championships (2011-12) and post a 35-5 record.

Wright played running back at Jacksonville State, where he earned his undergraduate degree in 2005. He played his high school football at Pickens Academy for his father, Lynn Wright, and was a member of three undefeated state championship teams.

In June of 2014, Wright married the former Meredith Hocutt of Tuscaloosa.

COACHES AND STAFF



Assistant Athletics Director for Sports Medicine Jeff Allen is in his ninth season at The University of Alabama. Before joining the Crimson Tide, Allen was the head athletic trainer at the University of Central Florida. At UCF, Allen was responsible for all of the sports medicine needs for the entire department.

One of the most well-respected athletic trainers in the country, Allen has authored several published articles and is a regular speaker at national and state athletic training conferences. He had work published by *The Journal of Athletic Training* and *Athletic Therapy Today*. Allen has served as a featured speaker at conferences held by the National Athletic Trainers Association and the Southeast Athletic Trainers Association, as well as state meetings in Georgia, Kentucky and Tennessee.

Prior to his post at UCF, Allen was head athletic trainer at Chattanooga from 2000-04, overseeing the athletic training operations for 16 varsity sports while handling all of the duties associated with the football program.

Allen was an assistant athletic trainer at the University of Kentucky from 1997-2000 and earlier served as an assistant athletic trainer from 1995-97 at Valdosta (Ga.) State, where he was head athletic trainer for the football and baseball teams. He earned his master's degree in health and physical education from Valdosta State University in 1995, while also serving as a graduate assistant for two years.

A 1993 graduate of Georgia Southern University with a bachelor's degree in health and physical education, Allen and his wife Mary have one daughter, Makannah.



The all-important role of athletic equipment director is coordinated by Jeff Springer, entering his fifth season with the Crimson Tide. Springer joined the Alabama staff in 2011 after serving four years (2007-10) as the head athletic equipment manager at Louisiana Tech.

Prior to his time at Louisiana Tech, Springer held the same position at The Citadel in Charleston, S.C., from 2006-07.

A native of Slidell, La., Springer spent three years (2003-05) as the first assistant equipment manager at Louisiana State University. He worked primarily with LSU's football program while also managing women's soccer, women's gymnastics, cheerleading, track and field/cross country and swimming and diving.

In the summer of 2001, Springer interned with the Miami Dolphins. He spent the next two seasons working as an intern in his home state at LSU and Tulane University.

Springer earned a kinesiology degree from LSU in 2001. He is a member of the Athletic Equipment Managers Association and the American Football Coaches Association.

Springer is married to the former Anna Bannister and the couple has one daughter, Bailey.



Kerry Stevenson joined Nick Saban's staff at Alabama in February of 2013 as the Crimson Tide's director of player development. Stevenson came to the Capstone after spending 10 years (2003-12) as the head football coach at Vigor High School in Prichard, Ala. Stevenson spent the 2014 season as a strength and conditioning assistant for the Crimson Tide.

Stevenson returns to the director of player development role in 2015, with his main focus on off-the-field activities of Alabama's football student-athletes. He serves as an important resource in balancing the demands of academics, athletics and community outreach. Stevenson also assists with personal development programs, including the peer intervention group.

At Vigor, Stevenson won the state championship with a perfect 15-0 record in 2008. His 2011 team finished as the state runner-up with a 12-3 record. He coached former Alabama players B.J. Scott and running back Jalston Fowler. Before being named the head coach, Stevenson was an assistant coach for a year at Vigor in 2002. He spent seven years (1995-2001) as an assistant coach at Huffman High School and two years (1993-94) at Mariner High School in Fort Myers, Fla.

Stevenson attended Alabama A&M on an academic scholarship, receiving both his undergraduate (1991) and graduate (1993) degrees. He played high school football at Huffman and the team advanced to the state championship game in his senior year.

A native of Birmingham, Ala., Stevenson and his wife Tracy have a daughter Aisha and a son Jaylon.



Freddie Roach joined the Alabama staff in March of 2015 as the director of player development. Roach spent the 2013 and 2014 seasons as the defensive ends and outside linebackers coach at South Alabama.

In his new role as the Tide's director of player development, Roach's main focus is off-the-field activities of Alabama's football student-athletes, and he serves as an important resource in balancing the demands of academics, athletics and community outreach. He also serves as a liaison for high school coaches, while assisting with Alabama camps and clinics.

Roach helped the Jaguars end the 2013 season third nationally in sacks per game and 21st in tackles for loss per contest while finishing second in the Sun Belt in pass, total and scoring defense. The 2014 defense was second in the Sun Belt in total defense.

Roach went to USA from Murray State, where he was the Racers' defensive line coach while assisting with the strength and conditioning program during the 2012 season. The previous fall, he coached the defensive line and was the director of strength and conditioning at East Mississippi Community College, helping lead the Lions to the NJCAA National Championship.

Roach spent three seasons (2008-10) as an assistant strength and conditioning coach at Alabama, during which time the Crimson Tide won both the BCS national championship and Southeastern Conference title in 2009.

As a player, Roach was a four-year letterwinner for the Crimson Tide from 2002-05, during which time he was named the National Freshman of the Year, a Freshman All-American, was twice selected second-team All-SEC and named to Alabama's All-Decade Team for the 2000s. He signed as a free agent with the New England Patriots in 2006.

A native of Killen, Ala., he made 194 tackles with 23 tackles for loss and six forced fumbles as a senior at Brooks High School. Roach earned his bachelor's degree in human environmental sciences from The University of Alabama in 2008. He has two daughters, Addison and Alexandria.



Glenn Schumann was promoted to the director of player development and associate director of personnel in February of 2014 after spending six years with the Crimson Tide first as an undergraduate analyst (2008-Dec. 2011) and then as a graduate assistant (Dec. 2011-Feb. 2014).

In his role as the Tide's director of player development and associate director of player personnel, Schumann's focus is two part, first he will focus on off-the-field activities of Alabama's football student-athletes, and he serves as an important resource in balancing the demands of academics, athletics and community outreach. He also serves as a liaison for high school coaches, while assisting with Alabama camps and clinics. Secondly, he will assist in the organization of the Tide's recruiting efforts while working with compliance regarding initial eligibility and assisting with coaching clinics and camps.

Schumann arrived at Alabama as an undergraduate analyst in 2008 and worked with the defensive support staff on opponent breakdowns and scouting reports, defensive self-scouts and defensive playbook installations. He was promoted to a defensive graduate assistant in December of 2011, prior to the 2012 Allstate National Championship Game. As a defensive graduate assistant, Schumann assisted with the defensive backs (2012 bowl and spring practice), the linebackers (2012 season and the defensive line (2013 season).

Schumann comes from a long line of coaches with his father Eric spending 20 in college football as a defensive coordinator after playing safety for Alabama in the mid-70s. His mother Sherry is the Athletics Director at Collin College in Collin County, Texas, while his grandfather Jack Haskins was a coach on the first football team at Florida State and is a member of the FSU Hall of Fame.

Born in Valdosta, Ga., Schumann graduated from McKinney Boyd High School in McKinney, Texas, where he lettered in both football and basketball. He earned his bachelor of arts degree from Alabama in December of 2011 and a masters in sports management from the Capstone in December of 2013.

2014 STATISTICS

2014 ALABAMA FOOTBALL STATISTICS

SCHEDULE/RESULTS/RECORD BREAKDOWN

| Date | Opponent | Result | Score | Overall | SEC | Start | Time | Temp | Attend |
|----------------|--------------------|--------|---------------------|---------|-----|---------|------|--------|---------|
| Sat., Aug. 30 | vs. West Virginia | W | 33-23 | 1-0 | — | 3:36 P | 3:29 | Indoor | 70,502 |
| Sat., Sept. 6 | Florida Atlantic | W | 41-0 | 2-0 | — | 11:01 A | 2:47 | 88° | 100,306 |
| Sat., Sept. 13 | Southern Miss | W | 52-12 | 3-0 | — | 5:06 P | 3:16 | 81° | 101,821 |
| Sat., Sept. 20 | *Florida | W | 42-21 | 4-0 | 1-0 | 2:40 P | 3:39 | 85° | 101,821 |
| Sat., Oct. 4 | *at Ole Miss | L | 17-23 | 4-1 | 1-1 | 2:39 P | 3:29 | 63° | 61,826 |
| Sat., Oct. 11 | *at Arkansas | W | 14-13 | 5-1 | 2-1 | 5:00 P | 3:34 | 53° | 72,337 |
| Sat., Oct. 18 | *Texas A&M | W | 59-0 | 6-1 | 3-1 | 2:40 P | 3:13 | 75° | 101,821 |
| Sat., Oct. 25 | *at Tennessee | W | 34-20 | 7-1 | 4-1 | 7:37 P | 3:24 | 63° | 102,455 |
| Sat., Nov. 8 | *at LSU | W | 20-13 ^{OT} | 8-1 | 5-1 | 7:12 P | 3:55 | 59° | 102,321 |
| Sat., Nov. 15 | *Mississippi State | W | 25-20 | 9-1 | 6-1 | 2:40 P | 3:32 | 51° | 101,821 |
| Sat., Nov. 22 | Western Carolina | W | 48-14 | 10-1 | 6-1 | 3:01 P | 3:20 | 68° | 101,325 |
| Sat., Nov. 29 | *Auburn | W | 55-44 | 11-1 | 7-1 | 6:52 P | 3:57 | 60° | 101,821 |
| Sat., Dec. 6 | vs. Missouri | W | 42-13 | 12-1 | 7-1 | 4:12 P | 3:25 | Indoor | 73,526 |
| Thurs., Jan. 1 | vs. Ohio State | L | 35-42 | 12-2 | 7-1 | 8:01 P | 3:41 | Indoor | 74,682 |

* Southeastern Conference game

TEAM STATISTICS

| | ALABAMA | OPPONENT |
|-------------------------|-------------|-------------|
| SCORING | 517 | 258 |
| Points Per Game | 36.9 | 18.4 |
| Points Off Turnovers | 232 | 207 |
| FIRST DOWNS | 340 | 234 |
| Rushing | 154 | 81 |
| Passing | 170 | 141 |
| Penalty | 16 | 12 |
| RUSHING YARDAGE | 2893 | 1433 |
| Yards gained rushing | 3161 | 1823 |
| Yards lost rushing | 268 | 390 |
| Rushing Attempts | 567 | 452 |
| Average Per Rush | 5.1 | 3.2 |
| Average Per Game | 206.6 | 102.4 |
| TDs Rushing | 35 | 5 |
| PASSING YARDAGE | 3890 | 3165 |
| Comp-Att-Int | 290-451-10 | 268-493-11 |
| Average Per Pass | 8.6 | 6.4 |
| Average Per Catch | 13.4 | 11.8 |
| Average Per Game | 277.9 | 226.1 |
| TDs Passing | 32 | 19 |
| TOTAL OFFENSE | 6783 | 4598 |
| Total Plays | 1018 | 945 |
| Average Per Play | 6.7 | 4.9 |
| Average Per Game | 484.5 | 328.4 |
| KICK RETURNS: #-Yards | 49-1006 | 60-1291 |
| PUNT RETURNS: #-Yards | 25-234 | 12-83 |
| INT RETURNS: #-Yards | 11-84 | 10-124 |
| KICK RETURN AVERAGE | 20.5 | 21.5 |
| PUNT RETURN AVERAGE | 9.4 | 6.9 |
| INT RETURN AVERAGE | 7.6 | 12.4 |
| FUMBLES-LOST | 18-12 | 20-9 |
| PENALTIES-Yards | 69-562 | 61-516 |
| Average Per Game | 40.1 | 36.9 |
| PUNTS-Yards | 55-2640 | 88-3790 |
| Average Per Punt | 48.0 | 43.1 |
| Net punt average | 44.7 | 38.4 |
| KICKOFFS-Yards | 93-5741 | 63-3685 |
| Average Per Kick | 61.7 | 58.5 |
| Net kick average | 40.3 | 37.8 |
| TIME OF POSSESSION/Game | 31:45 | 27:41 |
| 3RD-DOWN Conversions | 102/198 | 82/217 |
| 3rd-Down Pct | 52% | 38% |
| 4TH-DOWN Conversions | 10/13 | 7/18 |
| 4th-Down Pct | 77% | 39% |
| SACKS BY-Yards | 32-206 | 16-108 |
| MISC YARDS | 0 | 0 |
| TOUCHDOWNS SCORED | 68 | 27 |
| FIELD GOALS-ATTEMPTS | 14-22 | 23-25 |
| ON-SIDE KICKS | 0-1 | 0-0 |
| RED-ZONE SCORES | (55-64) 86% | (37-44) 84% |
| RED-ZONE TOUCHDOWNS | (45-64) 70% | (17-44) 39% |
| PAT-ATTEMPTS | (63-65) 97% | (23-25) 92% |
| ATTENDANCE | 785418 | 338939 |
| Games/Avg Per Game | 8/98177 | 4/84735 |
| Neutral Site Games | | 2/72014 |

BREAKDOWN

| | |
|------------------------|------|
| Overall | 12-2 |
| Home | 7-0 |
| Away | 3-1 |
| Neutral | 2-1 |
| SEC | 7-1 |
| Non-Conference | 4-1 |
| Overtime | 0-0 |
| Day | 6-1 |
| Night | 6-1 |
| Televised | 12-2 |
| Non-Televised | 0-0 |
| vs. Top 25 | 5-2 |
| vs. Top 15 | 3-2 |
| vs. Top 10 | 1-1 |
| vs. Top 5 | 1-1 |
| Scores First | 8-0 |
| Opponent Scores First | 4-2 |
| Leading after 1st Qtr | 9-1 |
| Trailing after 1st Qtr | 1-1 |
| Tied after 1st Qtr | 2-0 |
| Leading at Half | 11-2 |
| Trailing at Half | 1-0 |
| Tied at Half | 0-0 |
| Leading after 3rd Qtr | 9-1 |
| Trailing after 3rd Qtr | 2-1 |
| Tied after 3rd Qtr | 1-0 |
| Wins Coin Toss | 7-0 |
| Loses Coin Toss | 5-2 |
| Natural Grass | 9-0 |
| Artificial Surface | 3-2 |

SCORE BY QUARTERS

| | 1st | 2nd | 3rd | 4th | OT | Total |
|-----------|-----|-----|-----|-----|----|-------|
| Alabama | 125 | 191 | 92 | 102 | 7 | 517 |
| Opponents | 49 | 80 | 74 | 55 | 0 | 258 |

ALABAMA GAME-BY-GAME STATISTICS

OFFENSE

| Date | Opponent | RUSHING | | | | RECEIVING | | | | PASSING | | | | KICK RETURNS | | | | PUNT RETURNS | | | | tot off |
|----------|-------------------|---------|------|----|----|-----------|------|----|----|-------------|------|----|----|--------------|------|----|-----|--------------|-----|----|----|---------|
| | | No | Yds | TD | Lg | No. | Yds | TD | Lg | Cmp-Att-Int | Yds | TD | Lg | No | Yds | TD | Lg | No | Yds | TD | Lg | |
| Aug. 30 | vs. West Virginia | 49 | 288 | 3 | 26 | 24 | 250 | 0 | 38 | 24-33-1 | 250 | 0 | 38 | 4 | 99 | 0 | 26 | 1 | -1 | 0 | 0 | 538 |
| Sept. 6 | Florida Atlantic | 32 | 190 | 2 | 20 | 27 | 430 | 3 | 52 | 27-38-0 | 430 | 3 | 52 | 1 | 26 | 0 | 26 | 3 | 77 | 0 | 70 | 620 |
| Sept. 13 | Southern Miss | 49 | 333 | 5 | 29 | 17 | 214 | 2 | 27 | 17-24-0 | 214 | 2 | 27 | 4 | 111 | 0 | 37 | 2 | 14 | 0 | 14 | 547 |
| Sept. 20 | Florida | 52 | 223 | 1 | 25 | 24 | 449 | 5 | 87 | 24-35-1 | 449 | 5 | 87 | 3 | 70 | 0 | 28 | 2 | 17 | 0 | 17 | 672 |
| Oct. 4 | at Ole Miss | 44 | 168 | 1 | 22 | 19 | 228 | 0 | 53 | 19-31-1 | 228 | 0 | 53 | 4 | 92 | 0 | 38 | 1 | 3 | 0 | 3 | 396 |
| Oct. 11 | at Arkansas | 32 | 66 | 0 | 12 | 11 | 161 | 2 | 47 | 11-21-0 | 161 | 2 | 47 | 3 | 62 | 0 | 26 | 4 | 4 | 0 | 6 | 227 |
| Oct. 18 | Texas A&M | 45 | 298 | 4 | 43 | 21 | 304 | 4 | 45 | 21-35-0 | 304 | 4 | 45 | 0 | 0 | 0 | 0 | 3 | 53 | 0 | 47 | 602 |
| Oct. 25 | at Tennessee | 41 | 183 | 3 | 28 | 14 | 286 | 2 | 80 | 14-24-0 | 286 | 2 | 80 | 4 | 73 | 0 | 20 | 0 | 0 | 0 | 0 | 469 |
| Nov. 8 | at LSU | 29 | 106 | 0 | 18 | 20 | 209 | 2 | 24 | 20-46-0 | 209 | 2 | 24 | 3 | 83 | 0 | 34 | 0 | 0 | 0 | 0 | 315 |
| Nov. 15 | Mississippi State | 32 | 124 | 2 | 11 | 19 | 211 | 1 | 50 | 19-31-0 | 211 | 1 | 50 | 6 | 98 | 0 | 26 | 0 | 0 | 0 | 0 | 335 |
| Nov. 22 | Western Carolina | 45 | 275 | 3 | 23 | 29 | 337 | 3 | 27 | 29-43-1 | 337 | 3 | 27 | 3 | 42 | 0 | 30 | 4 | 32 | 0 | 22 | 612 |
| Nov. 29 | Auburn | 34 | 227 | 4 | 49 | 20 | 312 | 4 | 75 | 20-27-3 | 312 | 4 | 75 | 4 | 63 | 0 | 37 | 2 | 24 | 0 | 29 | 539 |
| Dec. 6 | vs. Missouri | 49 | 242 | 4 | 45 | 23 | 262 | 2 | 58 | 23-27-0 | 262 | 2 | 58 | 3 | 85 | 0 | 36 | 1 | 1 | 0 | 1 | 504 |
| Jan. 1 | vs. Ohio State | 34 | 170 | 3 | 25 | 22 | 237 | 2 | 52 | 22-36-3 | 237 | 2 | 52 | 7 | 102 | 0 | 34 | 2 | 10 | 0 | 10 | 407 |
| Totals | | 567 | 2893 | 35 | 49 | 290 | 3890 | 32 | 87 | 290-451-10 | 3890 | 32 | 87 | 49 | 1006 | 0 | 38 | 25 | 234 | 0 | 70 | 6783 |
| Opponent | | 452 | 1433 | 5 | 85 | 268 | 3165 | 19 | 68 | 268-493-11 | 3165 | 19 | 68 | 60 | 1291 | 1 | 100 | 12 | 83 | 0 | 23 | 4598 |

DEFENSE

| Date | Opponent | TACKLES | | | | SACKS No-Yds | FUMBLE | | PASS DEFENSE | | | Bikd Kick | KICKS — XPTS | | | | Pts | | | | |
|----------|-------------------|---------|-----|-------|----------|-----------------|--------|--------|--------------|-----|-----|--------------|--------------|-----|-----|-----|-----|---|---|---|-----|
| | | Solo | Ast | Total | TFL-Yds | | FF | FR-Yds | Int-Yds | QBH | Brk | | Att-Made | Run | Rcv | Saf | | | | | |
| Aug. 30 | vs. West Virginia | 34 | 38 | 72 | 6.0-30 | 3.0-25 | 0 | 0-0 | 0-0 | 0 | 3 | 0 | 3-3 | 0 | 0 | 0 | 0 | 0 | 0 | 0 | 33 |
| Sept. 6 | Florida Atlantic | 28 | 26 | 54 | 6.0-36 | 3.0-31 | 2 | 1-0 | 0-0 | 1 | 2 | 0 | 5-5 | 0 | 0 | 0 | 0 | 0 | 0 | 0 | 41 |
| Sept. 13 | Southern Miss | 33 | 16 | 49 | 4.0-12 | 1.0-8 | 0 | 0-0 | 0-0 | 10 | 3 | 0 | 7-7 | 0 | 0 | 0 | 0 | 0 | 0 | 0 | 52 |
| Sept. 20 | Florida | 28 | 20 | 48 | 4.0-13 | 0.0-0 | 0 | 1-0 | 2-12 | 3 | 4 | 0 | 6-6 | 0 | 0 | 0 | 0 | 0 | 0 | 0 | 42 |
| Oct. 4 | at Ole Miss | 34 | 28 | 62 | 9.0-22 | 2.0-5 | 1 | 1-13 | 0-0 | 2 | 6 | 1 | 2-2 | 0 | 0 | 0 | 0 | 0 | 0 | 0 | 17 |
| Oct. 11 | at Arkansas | 40 | 30 | 70 | 9.0-35 | 4.0-19 | 2 | 2-3 | 1-0 | 2 | 8 | 1 | 2-2 | 0 | 0 | 0 | 0 | 0 | 0 | 0 | 14 |
| Oct. 18 | Texas A&M | 32 | 44 | 76 | 9.0-32 | 6.0-27 | 1 | 0-0 | 1-1 | 4 | 5 | 0 | 8-8 | 0 | 0 | 0 | 0 | 0 | 0 | 0 | 59 |
| Oct. 25 | at Tennessee | 52 | 18 | 70 | 8.0-33 | 3.0-18 | 1 | 1-16 | 1-5 | 1 | 3 | 0 | 5-4 | 0 | 0 | 0 | 0 | 0 | 0 | 0 | 34 |
| Nov. 8 | at LSU | 28 | 76 | 104 | 6.0-20 | 2.0-13 | 0 | 0-0 | 1-18 | 2 | 3 | 0 | 2-2 | 0 | 0 | 0 | 0 | 0 | 0 | 0 | 20 |
| Nov. 15 | Mississippi State | 42 | 56 | 98 | 5.0-13 | 1.0-4 | 0 | 0-0 | 3-3 | 6 | 6 | 0 | 2-2 | 0 | 0 | 0 | 1 | 1 | 0 | 1 | 25 |
| Nov. 22 | Western Carolina | 29 | 16 | 45 | 5.0-32 | 2.0-29 | 0 | 0-0 | 0-0 | 3 | 1 | 0 | 6-6 | 0 | 0 | 0 | 0 | 0 | 0 | 0 | 48 |
| Nov. 29 | Auburn | 60 | 30 | 90 | 9.0-19 | 2.0-6 | 0 | 1-0 | 1-23 | 8 | 6 | 0 | 6-5 | 0 | 1 | 0 | 0 | 0 | 0 | 0 | 55 |
| Dec. 6 | vs. Missouri | 31 | 22 | 53 | 6.0-13 | 0.0-0 | 1 | 1-0 | 0-0 | 11 | 4 | 0 | 6-6 | 0 | 0 | 0 | 0 | 0 | 0 | 0 | 42 |
| Jan. 1 | vs. Ohio State | 54 | 14 | 68 | 11.0-55 | 3.0-21 | 1 | 1-4 | 1-32 | 0 | 7 | 0 | 5-5 | 0 | 0 | 0 | 0 | 0 | 0 | 0 | 35 |
| Totals | | 525 | 434 | 959 | 97.0-361 | 32.0-206 | 9 | 9-40 | 11-84 | 53 | 61 | 2 | 65-63 | 0 | 1 | 1 | 1 | 1 | 0 | 0 | 517 |
| Opponent | | 602 | 448 | 1050 | 63.0-231 | 16.0-108 | 10 | 12-76 | 10-124 | 24 | 34 | 1 | 25-23 | 1 | 1 | 0 | 0 | 0 | 0 | 0 | 258 |

SPECIAL TEAMS

| Date | Opponent | PUNTING | | | | | | | | | FIELD GOALS | | | KICKOFFS | | | | OB |
|----------|-------------------|---------|------|------|------|------|----|----|-----|-----|-------------|-----|------|----------|------|------|----|----|
| | | No | Yds | Avg | Long | Bikd | TB | FC | 50+ | I20 | Att-Made | Lg | Bikd | No | Yds | Avg | TB | |
| Aug. 30 | vs. West Virginia | 2 | 101 | 50.5 | 62 | 0 | 0 | 1 | 1 | 1 | 4-4 | 47 | 0 | 7 | 453 | 64.7 | 3 | 0 |
| Sept. 6 | Florida Atlantic | 0 | 0 | 0.0 | 0 | 0 | 0 | 0 | 0 | 0 | 2-2 | 28 | 0 | 8 | 516 | 64.5 | 2 | 0 |
| Sept. 13 | Southern Miss | 1 | 34 | 34.0 | 34 | 0 | 0 | 1 | 0 | 1 | 1-1 | 30 | 0 | 9 | 564 | 62.7 | 2 | 0 |
| Sept. 20 | Florida | 2 | 87 | 43.5 | 57 | 0 | 1 | 0 | 1 | 0 | 1-0 | 0 | 0 | 7 | 440 | 62.9 | 1 | 1 |
| Oct. 4 | at Ole Miss | 6 | 311 | 51.8 | 64 | 0 | 2 | 1 | 3 | 3 | 3-1 | 44 | 0 | 4 | 221 | 55.2 | 0 | 0 |
| Oct. 11 | at Arkansas | 8 | 354 | 44.2 | 58 | 0 | 0 | 2 | 3 | 7 | 1-0 | 0 | 0 | 3 | 184 | 61.3 | 1 | 0 |
| Oct. 18 | Texas A&M | 4 | 200 | 50.0 | 56 | 0 | 0 | 2 | 1 | 1 | 1-1 | 21 | 0 | 10 | 614 | 61.4 | 2 | 0 |
| Oct. 25 | at Tennessee | 4 | 171 | 42.8 | 60 | 0 | 0 | 3 | 1 | 3 | 0-0 | 0 | 0 | 6 | 381 | 63.5 | 3 | 0 |
| Nov. 8 | at LSU | 9 | 437 | 48.6 | 66 | 0 | 1 | 2 | 3 | 2 | 3-2 | 39 | 0 | 4 | 232 | 58.0 | 1 | 0 |
| Nov. 15 | Mississippi State | 7 | 319 | 45.6 | 56 | 0 | 0 | 3 | 2 | 5 | 2-1 | 36 | 0 | 5 | 316 | 63.2 | 1 | 0 |
| Nov. 22 | Western Carolina | 0 | 0 | 0.0 | 0 | 0 | 0 | 0 | 0 | 0 | 3-2 | 28 | 0 | 9 | 572 | 63.6 | 4 | 1 |
| Nov. 29 | Auburn | 2 | 111 | 55.5 | 70 | 0 | 1 | 1 | 1 | 1 | 0-0 | 0 | 0 | 9 | 516 | 57.3 | 3 | 1 |
| Dec. 6 | vs. Missouri | 3 | 130 | 43.3 | 52 | 0 | 0 | 2 | 1 | 2 | 2 | 130 | 0 | 7 | 410 | 58.6 | 2 | 0 |
| Jan. 1 | vs. Ohio State | 7 | 385 | 55.0 | 73 | 0 | 0 | 3 | 5 | 5 | 0-0 | 0 | 0 | 5 | 322 | 64.4 | 3 | 0 |
| Totals | | 55 | 2640 | 48.0 | 73 | 0 | 5 | 19 | 23 | 31 | 22-14 | 47 | 0 | 93 | 5741 | 61.7 | 28 | 3 |
| Opponent | | 88 | 3790 | 43.1 | 66 | 0 | 9 | 22 | 23 | 24 | 25-23 | 46 | 0 | 63 | 3685 | 58.5 | 12 | 1 |

RED ZONE

| Date | Opponent | Score | Times In RZ | Times Scored | Total Pts | TDs | Rush TDs | Pass TDs | FGs Made | Failed to score inside RZ | | | | | | |
|----------|-------------------|---------|----------------|-----------------|--------------|-----|-------------|-------------|-------------|---------------------------|-------|-----|------|------|------|---|
| | | | | | | | | | | FGA | Downs | Int | Fumb | Half | Game | |
| Aug. 30 | vs. West Virginia | W 33-23 | 4 | 4 | 24 | 3 | 3 | 0 | 1 | 0 | 0 | 0 | 0 | 0 | 0 | 0 |
| Sept. 6 | Florida Atlantic | W 41-0 | 8 | 5 | 27 | 3 | 2 | 1 | 2 | 0 | 0 | 0 | 1 | 2 | 0 | 0 |
| Sept. 13 | Southern Miss | W 52-12 | 7 | 7 | 45 | 6 | 4 | 2 | 1 | 0 | 0 | 0 | 0 | 0 | 0 | 0 |
| Sept. 20 | Florida | W 42-21 | 5 | 4 | 28 | 4 | 1 | 3 | 0 | 0 | 1 | 0 | 0 | 0 | 0 | 0 |
| Oct. 4 | at Ole Miss | L 17-23 | 2 | 2 | 10 | 1 | 1 | 0 | 1 | 0 | 0 | 0 | 0 | 0 | 0 | 0 |
| Oct. 11 | at Arkansas | W 14-13 | 2 | 1 | 7 | 1 | 0 | 1 | 0 | 1 | 0 | 0 | 0 | 0 | 0 | 0 |
| Oct. 18 | Texas A&M | W 59-0 | 5 | 5 | 31 | 4 | 3 | 1 | 1 | 0 | 0 | 0 | 0 | 0 | 0 | 0 |
| Oct. 25 | at Tennessee | W 34-20 | 1 | 1 | 7 | 1 | 1 | 0 | 0 | 0 | 0 | 0 | 0 | 0 | 0 | 0 |
| Nov. 8 | at LSU | W 20-13 | 3 | 2 | 10 | 1 | 0 | 1 | 1 | 1 | 0 | 0 | 0 | 0 | 0 | 0 |
| Nov. 15 | Mississippi State | W 25-20 | 5 | 4 | 23 | 3 | 2 | 1 | 1 | 1 | 0 | 0 | 0 | 0 | 0 | 0 |
| Nov. 22 | Western Carolina | W 48-14 | 9 | 7 | 41 | 5 | 2 | 3 | 2 | 1 | 0 | 0 | 0 | 1 | 0 | 0 |
| Nov. 29 | Auburn | W 55-44 | 5 | 5 | 35 | 5 | 3 | 2 | 0 | 0 | 0 | 0 | 0 | 0 | 0 | 0 |
| Dec. 6 | vs. Missouri | W 42-13 | 4 | 4 | 28 | 4 | 3 | 1 | 0 | 0 | 0 | 0 | 0 | 0 | 0 | 0 |
| Jan. 1 | vs. Ohio State | L 35-42 | 4 | 4 | 28 | 4 | 2 | 2 | 0 | 0 | 0 | 0 | 0 | 0 | 0 | 0 |
| Totals | | | 64 | 55 | 344 | 45 | 27 | 18 | 10 | 4 | 1 | 0 | 1 | 3 | 0 | 0 |

55 of 64 (85.9%)

STATISTICS

2014 STATISTICS

OPPONENT GAME-BY-GAME STATISTICS

OFFENSE

| Date | Opponent | RUSHING | | | | RECEIVING | | | | PASSING | | | | KICK RETURNS | | | | PUNT RETURNS | | | | tot off |
|----------|-------------------|---------|------|----|----|-----------|------|----|----|-------------|------|----|----|--------------|------|----|-----|--------------|-----|----|----|---------|
| | | No. | Yds | TD | Lg | No. | Yds | TD | Lg | Cmp-Att-Int | Yds | TD | Lg | No | Yds | TD | Lg | No | Yds | TD | Lg | |
| Aug. 30 | West Virginia | 24 | 28 | 0 | 14 | 29 | 365 | 1 | 32 | 29-45-0 | 365 | 1 | 32 | 4 | 152 | 1 | 100 | 1 | -1 | 0 | 0 | 393 |
| Sept. 6 | Florida Atlantic | 24 | 57 | 0 | 31 | 12 | 88 | 0 | 16 | 12-19-0 | 88 | 0 | 16 | 6 | 118 | 0 | 26 | 0 | 0 | 0 | 0 | 145 |
| Sept. 13 | Southern Miss | 18 | 56 | 0 | 24 | 19 | 207 | 0 | 36 | 19-37-0 | 207 | 0 | 36 | 7 | 135 | 0 | 25 | 0 | 0 | 0 | 0 | 263 |
| Sept. 20 | Florida | 27 | 107 | 1 | 18 | 9 | 93 | 1 | 28 | 9-28-2 | 93 | 1 | 28 | 5 | 85 | 0 | 20 | 0 | 0 | 0 | 0 | 200 |
| Oct. 4 | at Ole Miss | 32 | 72 | 0 | 15 | 18 | 251 | 3 | 50 | 18-31-0 | 251 | 3 | 50 | 4 | 112 | 0 | 54 | 1 | 9 | 0 | 9 | 323 |
| Oct. 11 | at Arkansas | 39 | 89 | 1 | 21 | 21 | 246 | 1 | 54 | 21-40-1 | 246 | 1 | 54 | 2 | 23 | 0 | 15 | 0 | 0 | 0 | 0 | 335 |
| Oct. 18 | Texas A&M | 24 | 31 | 0 | 9 | 19 | 141 | 0 | 26 | 19-31-1 | 141 | 0 | 26 | 8 | 198 | 0 | 75 | 2 | 18 | 0 | 18 | 172 |
| Oct. 25 | at Tennessee | 43 | 180 | 0 | 44 | 21 | 203 | 2 | 27 | 21-36-1 | 203 | 2 | 28 | 3 | 63 | 0 | 33 | 1 | -4 | 0 | 0 | 383 |
| Nov. 8 | at LSU | 56 | 183 | 0 | 15 | 8 | 76 | 1 | 17 | 8-26-1 | 76 | 1 | 17 | 2 | 45 | 0 | 31 | 3 | 28 | 0 | 18 | 259 |
| Nov. 15 | Mississippi State | 40 | 138 | 0 | 22 | 27 | 290 | 2 | 30 | 27-48-3 | 290 | 2 | 30 | 4 | 69 | 0 | 23 | 2 | 23 | 0 | 23 | 428 |
| Nov. 22 | Western Carolina | 13 | -8 | 0 | 8 | 23 | 221 | 2 | 31 | 23-39-0 | 221 | 2 | 31 | 4 | 75 | 0 | 21 | 0 | 0 | 0 | 0 | 213 |
| Nov. 29 | Auburn | 47 | 174 | 1 | 28 | 27 | 456 | 3 | 68 | 27-43-1 | 456 | 3 | 68 | 5 | 104 | 0 | 29 | 0 | 0 | 0 | 0 | 630 |
| Dec. 6 | vs. Missouri | 23 | 41 | 0 | 15 | 16 | 272 | 1 | 63 | 16-34-0 | 272 | 1 | 63 | 4 | 89 | 0 | 27 | 0 | 0 | 0 | 0 | 313 |
| Jan. 1 | vs. Ohio State | 42 | 281 | 2 | 85 | 19 | 256 | 2 | 47 | 19-36-1 | 256 | 2 | 47 | 2 | 23 | 0 | 13 | 2 | 10 | 0 | 10 | 537 |
| Totals | | 452 | 1433 | 5 | 85 | 268 | 3165 | 19 | 68 | 268-493-11 | 3165 | 19 | 68 | 60 | 1291 | 1 | 100 | 12 | 83 | 0 | 23 | 4598 |
| Alabama | | 567 | 2893 | 35 | 49 | 290 | 3890 | 32 | 87 | 290-451-10 | 3890 | 32 | 87 | 49 | 1006 | 0 | 38 | 25 | 234 | 0 | 70 | 6783 |

DEFENSE

| Date | Opponent | TACKLES | | | | SACKS No-Yds | FUMBLE | | PASS DEFENSE | | | Blkd Kick | KICKS — XPTS | | | | | Pts | | | |
|----------|-------------------|---------|-----|-------|----------|-----------------|--------|--------|--------------|-----|-----|-----------|--------------|-------|-----|-----|---|-----|---|---|-----|
| | | Solo | Ast | Total | TFL-Yds | | FF | FR-Yds | Int-Yds | QBH | Brk | | Att-Made | Run | Rcv | Saf | | | | | |
| Aug. 30 | West Virginia | 42 | 62 | 104 | 3.0-9 | 0.0-0 | 0 | 0-0 | 1-4 | 0 | 0 | 0 | 0 | 2-2 | 0 | 0 | 0 | 0 | 0 | 0 | 23 |
| Sept. 6 | Florida Atlantic | 43 | 26 | 69 | 3.0-8 | 1.0-5 | 0 | 1-0 | 0-0 | 0 | 1 | 0 | 0 | 0-0 | 0 | 0 | 0 | 0 | 0 | 0 | 0 |
| Sept. 13 | Southern Miss | 42 | 36 | 78 | 4.0-14 | 1.0-11 | 0 | 1-0 | 0-0 | 2 | 2 | 0 | 0 | 0-0 | 0 | 0 | 0 | 0 | 0 | 0 | 12 |
| Sept. 20 | Florida | 45 | 54 | 99 | 8.0-25 | 1.0-8 | 3 | 3-76 | 1-20 | 1 | 2 | 0 | 0 | 3-3 | 0 | 0 | 0 | 0 | 0 | 0 | 21 |
| Oct. 4 | at Ole Miss | 44 | 42 | 86 | 6.0-26 | 1.0-4 | 1 | 1-0 | 1-0 | 2 | 3 | 0 | 0 | 3-2 | 0 | 0 | 0 | 0 | 0 | 0 | 23 |
| Oct. 11 | at Arkansas | 26 | 40 | 66 | 7.0-34 | 2.0-18 | 1 | 2-0 | 0-0 | 2 | 4 | 0 | 0 | 2-1 | 0 | 0 | 0 | 0 | 0 | 0 | 13 |
| Oct. 18 | Texas A&M | 47 | 22 | 69 | 3.0-9 | 1.0-4 | 0 | 0-0 | 0-0 | 4 | 5 | 0 | 0 | 0-0 | 0 | 0 | 0 | 0 | 0 | 0 | 0 |
| Oct. 25 | at Tennessee | 43 | 20 | 63 | 5.0-21 | 1.0-6 | 2 | 2-0 | 0-0 | 0 | 2 | 0 | 0 | 2-2 | 0 | 0 | 0 | 0 | 0 | 0 | 20 |
| Nov. 8 | at LSU | 24 | 52 | 76 | 2.0-11 | 1.0-9 | 1 | 1-0 | 0-0 | 4 | 6 | 0 | 0 | 1-1 | 0 | 0 | 0 | 0 | 0 | 0 | 13 |
| Nov. 15 | Mississippi State | 40 | 20 | 60 | 5.0-14 | 1.0-7 | 0 | 0-0 | 0-0 | 5 | 3 | 0 | 0 | 2-2 | 0 | 0 | 0 | 0 | 0 | 0 | 20 |
| Nov. 22 | Western Carolina | 59 | 20 | 79 | 3.0-4 | 0.0-0 | 1 | 1-0 | 1-0 | 1 | 2 | 0 | 0 | 2-2 | 0 | 0 | 0 | 0 | 0 | 0 | 14 |
| Nov. 29 | Auburn | 45 | 10 | 55 | 4.0-15 | 1.0-7 | 0 | 0-0 | 3-23 | 0 | 1 | 1 | 0 | 3-3 | 1 | 0 | 0 | 0 | 0 | 0 | 44 |
| Dec. 6 | vs. Missouri | 50 | 32 | 82 | 5.0-20 | 2.0-12 | 1 | 0-0 | 0-0 | 3 | 0 | 0 | 0 | 1-1 | 0 | 0 | 0 | 0 | 0 | 0 | 13 |
| Jan. 1 | vs. Ohio State | 52 | 12 | 64 | 5.0-21 | 3.0-17 | 0 | 0-0 | 3-77 | 0 | 3 | 0 | 0 | 4-4 | 0 | 1 | 0 | 0 | 0 | 0 | 42 |
| Totals | | 602 | 448 | 1050 | 63.0-231 | 16.0-108 | 10 | 12-76 | 10-124 | 24 | 34 | 1 | 0 | 25-23 | 1 | 1 | 0 | 0 | 0 | 0 | 258 |
| Alabama | | 525 | 434 | 959 | 97.0-361 | 32.0-206 | 9 | 9-40 | 11-84 | 53 | 61 | 2 | 0 | 65-63 | 0 | 1 | 0 | 0 | 0 | 0 | 517 |

SPECIAL TEAMS

| Date | Opponent | PUNTING | | | | | | | FIELD GOALS | | | | KICKOFFS | | | | | |
|----------|-------------------|---------|------|------|------|------|----|----|-------------|-----|----------|----|----------|----|------|------|----|----|
| | | No | Yds | Avg | Long | Bikd | TB | FC | 50+ | I20 | Att-Made | Lg | Blkd | No | Yds | Avg | TB | OB |
| Aug. 30 | West Virginia | 4 | 175 | 43.8 | 58 | 0 | 0 | 2 | 2 | 4 | 4-3 | 42 | 0 | 6 | 388 | 64.7 | 2 | 0 |
| Sept. 6 | Florida Atlantic | 7 | 299 | 42.7 | 60 | 0 | 0 | 1 | 2 | 0 | 0-0 | 0 | 0 | 1 | 65 | 65.0 | 0 | 0 |
| Sept. 13 | Southern Miss | 6 | 256 | 42.7 | 52 | 0 | 1 | 1 | 2 | 1 | 4-4 | 43 | 0 | 5 | 313 | 62.6 | 1 | 0 |
| Sept. 20 | Florida | 7 | 369 | 52.7 | 66 | 0 | 2 | 1 | 5 | 3 | 0-0 | 0 | 0 | 4 | 254 | 63.5 | 1 | 0 |
| Oct. 4 | at Ole Miss | 6 | 278 | 46.3 | 55 | 0 | 1 | 1 | 2 | 2 | 2-1 | 46 | 0 | 5 | 323 | 64.6 | 1 | 0 |
| Oct. 11 | at Arkansas | 7 | 256 | 36.6 | 46 | 0 | 1 | 1 | 0 | 1 | 0-0 | 0 | 0 | 3 | 167 | 55.7 | 0 | 0 |
| Oct. 18 | Texas A&M | 9 | 405 | 45.0 | 56 | 0 | 1 | 3 | 3 | 1 | 0-0 | 0 | 0 | 1 | 65 | 65.0 | 1 | 0 |
| Oct. 25 | at Tennessee | 5 | 209 | 41.8 | 48 | 0 | 1 | 2 | 0 | 2 | 2-2 | 27 | 0 | 4 | 237 | 59.2 | 0 | 0 |
| Nov. 8 | at LSU | 9 | 405 | 45.0 | 62 | 0 | 2 | 3 | 2 | 4 | 2-2 | 39 | 0 | 4 | 248 | 62.0 | 0 | 1 |
| Nov. 15 | Mississippi State | 5 | 172 | 34.4 | 42 | 0 | 0 | 2 | 0 | 0 | 2-2 | 32 | 0 | 6 | 293 | 48.8 | 0 | 0 |
| Nov. 22 | Western Carolina | 8 | 301 | 37.6 | 51 | 0 | 0 | 0 | 1 | 2 | 0-0 | 0 | 0 | 3 | 120 | 40.0 | 0 | 0 |
| Nov. 29 | Auburn | 2 | 82 | 41.0 | 44 | 0 | 0 | 0 | 0 | 0 | 5-5 | 33 | 0 | 9 | 490 | 54.4 | 4 | 0 |
| Dec. 6 | vs. Missouri | 7 | 304 | 43.4 | 50 | 0 | 0 | 3 | 1 | 2 | 2-2 | 33 | 0 | 4 | 257 | 64.2 | 1 | 0 |
| Jan. 1 | vs. Ohio State | 6 | 279 | 46.5 | 60 | 0 | 0 | 2 | 3 | 2 | 2-2 | 22 | 0 | 8 | 465 | 58.1 | 1 | 0 |
| Totals | | 88 | 3790 | 43.1 | 66 | 0 | 9 | 22 | 23 | 24 | 25-23 | 46 | 0 | 63 | 3685 | 58.5 | 12 | 1 |
| Alabama | | 55 | 2640 | 48.0 | 73 | 0 | 5 | 19 | 23 | 31 | 22-14 | 47 | 0 | 93 | 5741 | 61.7 | 28 | 3 |

RED ZONE

| Date | Opponent | Score | Times In RZ | Times Scored | Total Pts | Rush TDs | Pass TDs | FGs Made | Failed to score inside RZ | | | | | | |
|----------|-------------------|---------|-------------|--------------|-----------|----------|----------|----------|---------------------------|-------|-----|------|------|------|---|
| | | | | | | | | | FGA | Downs | Int | Fumb | Half | Game | |
| Aug. 30 | West Virginia | W 33-23 | 3 | 3 | 13 | 1 | 0 | 1 | 2 | 0 | 0 | 0 | 0 | 0 | 0 |
| Sept. 6 | Florida Atlantic | W 41-0 | 0 | 0 | 0 | 0 | 0 | 0 | 0 | 0 | 0 | 0 | 0 | 0 | 0 |
| Sept. 13 | Southern Miss | W 52-12 | 3 | 3 | 9 | 0 | 0 | 0 | 3 | 0 | 0 | 0 | 0 | 0 | 0 |
| Sept. 20 | Florida | W 42-21 | 1 | 1 | 7 | 1 | 1 | 0 | 0 | 0 | 0 | 0 | 0 | 0 | 0 |
| Oct. 4 | at Ole Miss | L 17-23 | 3 | 2 | 13 | 2 | 0 | 2 | 0 | 1 | 0 | 0 | 0 | 0 | 0 |
| Oct. 11 | at Arkansas | W 14-13 | 2 | 1 | 6 | 1 | 1 | 0 | 0 | 0 | 0 | 0 | 1 | 0 | 0 |
| Oct. 18 | Texas A&M | W 59-0 | 1 | 0 | 0 | 0 | 0 | 0 | 0 | 0 | 0 | 1 | 0 | 0 | 0 |
| Oct. 25 | at Tennessee | W 34-20 | 4 | 4 | 20 | 2 | 0 | 2 | 2 | 0 | 0 | 0 | 0 | 0 | 0 |
| Nov. 8 | at LSU | W 20-13 | 3 | 3 | 13 | 1 | 0 | 1 | 2 | 0 | 0 | 0 | 0 | 0 | 0 |
| Nov. 15 | Mississippi State | W 25-20 | 6 | 4 | 20 | 2 | 0 | 2 | 2 | 0 | 0 | 2 | 0 | 0 | 0 |
| Nov. 22 | Western Carolina | W 48-14 | 3 | 2 | 14 | 2 | 0 | 2 | 0 | 0 | 1 | 0 | 0 | 0 | 0 |
| Nov. 29 | Auburn | W 55-44 | 8 | 7 | 30 | 2 | 1 | 1 | 5 | 0 | 1 | 0 | 0 | 0 | 0 |
| Dec. 6 | vs. Missouri | W 42-13 | 3 | 3 | 13 | 1 | 0 | 1 | 2 | 0 | 0 | 0 | 0 | 0 | 0 |
| Jan. 1 | vs. Ohio State | L 35-42 | 4 | 4 | 20 | 2 | 1 | 1 | 2 | 0 | 0 | 0 | 0 | 0 | 0 |
| Totals | | | 44 | 37 | 178 | 17 | 4 | 13 | 20 | 1 | 2 | 3 | 1 | 0 | 0 |

37 of 44 (84.1%)

TEAM COMPARISON GAME-BY-GAME

| Opponent | Score | First Downs | | | | Pen | Rushing | | Passing | | Total Offense | | Return Yards | TOs |
|-------------------|---------|-------------|--------|---------|-------|-------------------|-----------------------|--------------|--------------------|-------------|---------------|--|--------------|-----|
| | | Total | Rush | Pass | Pen | | Number-Yards | Comp-Att-Int | Yards | Plays-Yards | | | | |
| West Virginia | 33-23 | 30/22 | 13/5 | 14/17 | 3/0 | 49-288/24-28 | 24-33-1/29-45-0 | 250/365 | 82-538/69-393 | 98/155 | 1/0 | | | |
| Florida Atlantic | 41-0 | 27/9 | 10/3 | 17/4 | 0/2 | 32-190/24-57 | 27-38-0/12-19-0 | 430/88 | 70-620/43-145 | 103/118 | 1/1 | | | |
| Southern Miss | 52-12 | 31/13 | 16/3 | 14/9 | 1/1 | 49-333/18-56 | 17-24-0/19-37-0 | 214/207 | 73-547/55-263 | 125/135 | 1/0 | | | |
| Florida | 42-21 | 28/11 | 13/5 | 13/5 | 2/1 | 52-223/27-107 | 24-35-1/9-28-2 | 449/93 | 87-672/55-200 | 99/181 | 4/3 | | | |
| Ole Miss | 17-23 | 20/16 | 7/4 | 13/12 | 0/0 | 44-168/32-72 | 19-31-1/18-31-0 | 228/251 | 75-396/63-323 | 108/121 | 2/1 | | | |
| Arkansas | 14-13 | 10/18 | 3/5 | 6/12 | 1/1 | 32-66/39-89 | 11-21-0/21-40-1 | 161/246 | 53-227/79-335 | 69/23 | 2/3 | | | |
| Texas A&M | 59-0 | 30/8 | 14/1 | 15/7 | 1/0 | 45-298/24-31 | 21-35-0/19-31-1 | 304/141 | 80-602/55-172 | 54/216 | 0/1 | | | |
| Tennessee | 34-20 | 23/21 | 11/10 | 10/10 | 2/1 | 41-183/43-180 | 14-24-0/21-36-1 | 286/203 | 65-469/79-383 | 84/59 | 2/2 | | | |
| LSU | 20-13 | 15/17 | 6/12 | 9/5 | 0/0 | 29-106/56-183 | 20-46-0/8-26-1 | 209/76 | 75-315/82-259 | 101/73 | 1/1 | | | |
| Mississippi State | 25-20 | 17/26 | 7/11 | 9/13 | 1/2 | 32-124/40-138 | 19-31-0/27-48-3 | 211/290 | 63-335/88-428 | 101/92 | 0/3 | | | |
| Western Carolina | 48-14 | 36/12 | 19/0 | 16/10 | 1/2 | 45-275/13--8 | 29-43-1/23-39-0 | 337/221 | 88-612/52-213 | 74/75 | 2/0 | | | |
| Auburn | 55-44 | 24/28 | 9/9 | 13/18 | 2/1 | 34-227/47-174 | 20-27-3/27-43-1 | 312/456 | 61-539/90-630 | 110/127 | 3/2 | | | |
| vs. Missouri | 42-13 | 28/10 | 14/1 | 13/9 | 1/0 | 49-242/23-41 | 23-27-0/16-34-0 | 262/272 | 76-504/57-313 | 86/89 | 0/1 | | | |
| vs. Ohio State | 35-42 | 21/23 | 12/12 | 8/10 | 1/1 | 34-170/42-281 | 22-36-3/19-36-1 | 237/256 | 70-407/78-537 | 148/110 | 3/2 | | | |
| Totals | 517-258 | 340/234 | 154/81 | 170/141 | 16/12 | 567-2893/452-1433 | 290-451-10/268-493-11 | 3890/3165 | 1018-6783/945-4598 | 1364/1574 | 22/20 | | | |

| Opponent | 3rd Down | | 4th Down | | Time of Possession | | TOP Margin | | Avg Yds/Rush | | Avg Yds/Pass | | Avg Yds/Play | | Punting Number-Avg | | Penalties Number-Yards | |
|-------------------|----------------|-------------|---------------|-------------|--------------------|-------------|-------------|-----------------|--------------|-------------|--------------|-------------|--------------|-------------|--------------------|-------------|------------------------|-------------|
| | Conversions | Conversions | Conversions | Conversions | Conversions | Conversions | Conversions | Conversions | Conversions | Conversions | Conversions | Conversions | Conversions | Conversions | Conversions | Conversions | Conversions | Conversions |
| West Virginia | 9-15/5-14 | 0-1/0-1 | 37:47/22:13 | 15:34 | 5.9/1.2 | 7.6/8.1 | 6.6/5.7 | 2-50.5/4-43.8 | 7-49/6-55 | | | | | | | | | |
| Florida Atlantic | 6-12/2-10 | 1-1/0-1 | 28:30/23:37 | 4:53 | 5.9/2.4 | 11.3/4.6 | 8.9/3.4 | 0-0.0/7-42.7 | 6-60/3-23 | | | | | | | | | |
| Southern Miss | 7-11/3-13 | 0-0/0-0 | 34:40/25:20 | 9:20 | 6.8/3.1 | 8.9/5.6 | 7.5/4.8 | 1-34.0/6-42.7 | 3-25/6-50 | | | | | | | | | |
| Florida | 12-16/2-13 | 0-1/0-1 | 39:16/20:44 | 18:32 | 4.3/4.0 | 12.8/3.3 | 7.7/3.6 | 2-43.5/7-52.7 | 11-80/5-36 | | | | | | | | | |
| Ole Miss | 6-16/6-14 | 1-1/0-0 | 33:21/26:39 | 6:42 | 3.8/2.2 | 7.4/8.1 | 5.3/5.1 | 6-51.8/6-46.3 | 8-52/3-25 | | | | | | | | | |
| Arkansas | 4-15/9-19 | 0-1/0-2 | 25:47/34:13 | -8:26 | 2.1/2.3 | 7.7/6.2 | 4.3/4.2 | 8-44.2/7-36.6 | 4-30/4-28 | | | | | | | | | |
| Texas A&M | 9-15/2-13 | 1-1/0-2 | 36:31/23:29 | 13:02 | 6.6/1.3 | 8.7/4.5 | 7.5/3.1 | 4-50.0/9-45.0 | 0-0/2-6 | | | | | | | | | |
| Tennessee | 11-15/11-19 | 0-0/0-1 | 29:26/30:34 | -1:08 | 4.5/4.2 | 11.9/5.6 | 7.2/4.8 | 4-42.8/5-41.8 | 6-50/4-33 | | | | | | | | | |
| LSU | 8-20/9-22 | 1-1/1-2 | 21:44/38:16 | -16:32 | 3.7/3.3 | 4.5/2.9 | 4.2/3.2 | 9-48.6/9-45.0 | 3-29/2-20 | | | | | | | | | |
| Mississippi State | 5-14/5-15 | 0-0/3-3 | 27:50/31:55 | -4:05 | 3.9/3.5 | 6.8/6.0 | 5.3/4.9 | 7-45.6/5-34.4 | 7-61/4-33 | | | | | | | | | |
| Western Carolina | 9-14/3-12 | 2-2/0-1 | 38:01/21:59 | 16:02 | 6.1/-0.6 | 7.8/5.7 | 7.0/4.1 | 0-0.0/8-37.6 | 5-50/5-68 | | | | | | | | | |
| Auburn | 5-9/9-19 | 2-2/2-3 | 26:06/33:54 | -7:48 | 6.7/3.7 | 11.6/10.6 | 8.8/7.0 | 2-55.5/2-41.0 | 3-30/7-55 | | | | | | | | | |
| vs. Missouri | 9-13/6-16 | 0-0/1-1 | 36:43/23:17 | 13:26 | 4.9/1.8 | 9.7/8.0 | 6.6/5.5 | 3-43.3/7-43.4 | 2-10/6-60 | | | | | | | | | |
| vs. Ohio State | 2-13/10-18 | 2-2/0-0 | 28:41/31:19 | -2:38 | 5.0/6.7 | 6.6/7.1 | 5.8/6.9 | 7-55.0/6-46.5 | 4-36/4-24 | | | | | | | | | |
| Totals | 102-198/82-217 | 10-13/7-18 | 444:23/387:29 | 56:54 | 5.1/3.2 | 8.6/6.4 | 6.7/4.9 | 55-48.0/88-43.1 | 562/516 | | | | | | | | | |

ALABAMA INDIVIDUAL STATISTICS

RUSHING

| | GP | Att | Gain | Loss | Net | Avg | TD | Long | Avg/G |
|-----------------|----|-----|------|------|------|------|----|------|-------|
| Derrick Henry | 14 | 172 | 1025 | 35 | 990 | 5.8 | 11 | 49 | 70.7 |
| T.J. Yeldon | 13 | 194 | 1012 | 33 | 979 | 5.0 | 11 | 31 | 75.3 |
| Blake Sims | 14 | 83 | 479 | 129 | 350 | 4.2 | 7 | 43 | 25.0 |
| Tyren Jones | 11 | 36 | 233 | 9 | 224 | 6.2 | 2 | 22 | 20.4 |
| Altee Tenpenney | 13 | 26 | 139 | 3 | 136 | 5.2 | 0 | 23 | 10.5 |
| Kenyan Drake | 5 | 22 | 118 | 6 | 112 | 5.1 | 4 | 29 | 22.4 |
| Jalston Fowler | 14 | 12 | 69 | 0 | 69 | 5.8 | 0 | 20 | 4.9 |
| Amari Cooper | 14 | 5 | 38 | 15 | 23 | 4.6 | 0 | 20 | 1.6 |
| Buddy Pell | 1 | 2 | 15 | 0 | 15 | 7.5 | 0 | 8 | 15.0 |
| Jake Coker | 7 | 7 | 33 | 20 | 13 | 1.9 | 0 | 15 | 1.9 |
| DeAndrew White | 12 | 2 | 0 | 4 | -4 | -2.0 | 0 | 0 | -0.3 |
| Christian Jones | 14 | 1 | 0 | 4 | -4 | -4.0 | 0 | 0 | -0.3 |
| Team | 8 | 5 | 0 | 10 | -10 | -2.0 | 0 | 0 | -1.2 |
| Total | 14 | 567 | 3161 | 268 | 2893 | 5.1 | 35 | 49 | 206.6 |
| Opponents | 14 | 452 | 1823 | 390 | 1433 | 3.2 | 5 | 85 | 102.4 |

PASSING

| | G | Effic | Cmp-Att-Int | Pct | Yds | TD | Lng | Avg/G |
|------------|----|--------|-------------|------|------|----|-----|-------|
| Blake Sims | 14 | 157.88 | 252-391-10 | 64.5 | 3487 | 28 | 87 | 249.1 |
| Jake Coker | 7 | 144.16 | 38-59-0 | 64.4 | 403 | 4 | 43 | 57.6 |
| Team | 8 | 0.00 | 0-1-0 | 0.0 | 0 | 0 | 0 | 0.0 |
| Total | 14 | 155.73 | 290-451-10 | 64.3 | 3890 | 32 | 87 | 277.9 |
| Opponents | 14 | 116.54 | 268-493-11 | 54.4 | 3165 | 19 | 68 | 226.1 |

RECEIVING

| | G | No. | Yds | Avg | TD | Long | Avg/G |
|--------------------|----|-----|------|------|----|------|-------|
| Amari Cooper | 14 | 124 | 1727 | 13.9 | 16 | 80 | 123.4 |
| DeAndrew White | 12 | 40 | 504 | 12.6 | 4 | 58 | 42.0 |
| Christian Jones | 14 | 19 | 264 | 13.9 | 1 | 41 | 18.9 |
| O.J. Howard | 14 | 17 | 260 | 15.3 | 0 | 53 | 18.6 |
| Chris Black | 11 | 15 | 188 | 12.5 | 0 | 26 | 17.1 |
| T.J. Yeldon | 13 | 15 | 180 | 12.0 | 1 | 37 | 13.8 |
| ArDarius Stewart | 13 | 12 | 149 | 12.4 | 0 | 40 | 11.5 |
| Jalston Fowler | 14 | 11 | 129 | 11.7 | 2 | 35 | 9.2 |
| Cam Sims | 12 | 7 | 62 | 8.9 | 1 | 22 | 5.2 |
| Robert Foster | 9 | 6 | 44 | 7.3 | 0 | 14 | 4.9 |
| Brian Vogler | 14 | 6 | 27 | 4.5 | 1 | 5 | 1.9 |
| Kenyan Drake | 5 | 5 | 159 | 31.8 | 2 | 87 | 31.8 |
| Derrick Henry | 14 | 5 | 133 | 26.6 | 2 | 52 | 9.5 |
| Michael Nysewander | 8 | 2 | 21 | 10.5 | 1 | 12 | 2.6 |
| Ty Flournoy-Smith | 4 | 2 | 18 | 9.0 | 1 | 14 | 4.5 |
| Malcolm Faciane | 7 | 2 | 2 | 1.0 | 0 | 3 | 0.3 |
| Brandon Greene | 11 | 1 | 24 | 24.0 | 0 | 24 | 2.2 |
| Tyren Jones | 11 | 1 | -1 | -1.0 | 0 | 0 | -0.1 |
| Total | 14 | 290 | 3890 | 13.4 | 32 | 87 | 277.9 |
| Opponents | 14 | 268 | 3165 | 11.8 | 19 | 68 | 226.1 |

PUNT RETURNS

| | No. | Yds | Avg | TD | Long |
|-----------------|-----|-----|------|----|------|
| Christian Jones | 19 | 152 | 8.0 | 0 | 47 |
| Cyrus Jones | 4 | 82 | 20.5 | 0 | 70 |
| Tyren Jones | 1 | 0 | 0.0 | 0 | 0 |
| Team | 1 | 0 | 0.0 | 0 | 0 |
| Total | 25 | 234 | 9.4 | 0 | 70 |
| Opponents | 12 | 83 | 6.9 | 0 | 23 |

2014 STATISTICS

ALABAMA INDIVIDUAL STATISTICS

INTERCEPTIONS

| | No. | Yds | Avg | TD | Long |
|--------------------|-----|-----|------|----|------|
| Landon Collins | 3 | 14 | 4.7 | 0 | 12 |
| Cyrus Jones | 3 | 27 | 9.0 | 0 | 32 |
| Nick Perry | 2 | 24 | 12.0 | 0 | 23 |
| Reggie Ragland | 1 | 1 | 1.0 | 0 | 1 |
| Eddie Jackson | 1 | 18 | 18.0 | 0 | 18 |
| Jabriel Washington | 1 | 0 | 0.0 | 0 | 0 |
| Total | 11 | 84 | 7.6 | 0 | 32 |
| Opponents | 10 | 124 | 12.4 | 1 | 41 |

KICK RETURNS

| | No. | Yds | Avg | TD | Long |
|-----------------|-----|------|------|----|------|
| Christian Jones | 37 | 851 | 23.0 | 0 | 38 |
| Cyrus Jones | 4 | 77 | 19.2 | 0 | 20 |
| Landon Collins | 3 | 55 | 18.3 | 0 | 30 |
| O.J. Howard | 2 | 10 | 5.0 | 0 | 5 |
| Xzavier Dickson | 2 | 7 | 3.5 | 0 | 7 |
| DeAndrew White | 1 | 1 | 1.0 | 0 | 1 |
| Ryan Anderson | 0 | 5 | 0.0 | 0 | 5 |
| Total | 49 | 1006 | 20.5 | 0 | 38 |
| Opponents | 60 | 1291 | 21.5 | 1 | 100 |

FUMBLE RETURNS

| | No. | Yds | Avg | TD | Long |
|----------------|-----|-----|------|----|------|
| Ryan Anderson | 1 | 3 | 3.0 | 0 | 3 |
| Eddie Jackson | 1 | 16 | 16.0 | 0 | 16 |
| Cyrus Jones | 1 | 17 | 17.0 | 1 | 17 |
| Landon Collins | 1 | 4 | 4.0 | 0 | 4 |
| Total | 4 | 40 | 10.0 | 1 | 17 |
| Opponents | 2 | 76 | 38.0 | 1 | 49 |

SCORING

| | TD | FGs | ----- PATs ----- | | | | DXP | Saf | Points |
|--------------------|----|-------|------------------|------|-----|------|-----|-----|--------|
| | | | Kick | Rush | Rcv | Pass | | | |
| Amari Cooper | 16 | 0-0 | 0-0 | 0-0 | 0 | 0-0 | 0 | 96 | |
| Adam Griffith | 0 | 12-19 | 53-54 | 0-0 | 0 | 0-0 | 0 | 89 | |
| Derrick Henry | 13 | 0-0 | 0-0 | 0-0 | 0 | 0-0 | 0 | 78 | |
| T.J. Yeldon | 12 | 0-0 | 0-0 | 0-0 | 0 | 0-0 | 0 | 72 | |
| Blake Sims | 7 | 0-0 | 0-0 | 0-1 | 0 | 1-2 | 0 | 42 | |
| Kenyan Drake | 6 | 0-0 | 0-0 | 0-0 | 0 | 0-0 | 0 | 36 | |
| DeAndrew White | 4 | 0-0 | 0-0 | 0-0 | 1 | 0-0 | 0 | 26 | |
| Gunnar Raborn | 0 | 2-3 | 9-10 | 0-0 | 0 | 0-0 | 0 | 15 | |
| Tyren Jones | 2 | 0-0 | 0-0 | 0-0 | 0 | 0-0 | 0 | 12 | |
| Jalston Fowler | 2 | 0-0 | 0-0 | 0-0 | 0 | 0-0 | 0 | 12 | |
| Cyrus Jones | 1 | 0-0 | 0-0 | 0-0 | 0 | 0-0 | 0 | 6 | |
| Christian Jones | 1 | 0-0 | 0-0 | 0-0 | 0 | 0-0 | 0 | 6 | |
| Michael Nysewander | 1 | 0-0 | 0-0 | 0-0 | 0 | 0-0 | 0 | 6 | |
| Cam Sims | 1 | 0-0 | 0-0 | 0-0 | 0 | 0-0 | 0 | 6 | |
| Brian Vogler | 1 | 0-0 | 0-0 | 0-0 | 0 | 0-0 | 0 | 6 | |
| Ty Flournoy-Smith | 1 | 0-0 | 0-0 | 0-0 | 0 | 0-0 | 0 | 6 | |
| Trey DePriest | 0 | 0-0 | 0-0 | 0-0 | 0 | 0-0 | 1 | 2 | |
| JK Scott | 0 | 0-0 | 1-1 | 0-0 | 0 | 0-0 | 0 | 1 | |
| Total | 68 | 14-22 | 63-65 | 0-1 | 1 | 1-2 | 0 | 517 | |
| Opponents | 27 | 23-25 | 23-25 | 1-1 | 1 | 1-1 | 0 | 258 | |

TOTAL OFFENSE

| | G | Plays | Rush | Pass | Total | Avg/G |
|-----------------|----|-------|------|------|-------|-------|
| Blake Sims | 14 | 474 | 350 | 3487 | 3837 | 274.1 |
| Derrick Henry | 14 | 172 | 990 | 0 | 990 | 70.7 |
| T.J. Yeldon | 13 | 194 | 979 | 0 | 979 | 75.3 |
| Jake Coker | 7 | 66 | 13 | 403 | 416 | 59.4 |
| Tyren Jones | 11 | 36 | 224 | 0 | 224 | 20.4 |
| Altee Tenpenny | 13 | 26 | 136 | 0 | 136 | 10.5 |
| Kenyan Drake | 5 | 22 | 112 | 0 | 112 | 22.4 |
| Jalston Fowler | 14 | 12 | 69 | 0 | 69 | 4.9 |
| Amari Cooper | 14 | 5 | 23 | 0 | 23 | 1.6 |
| Buddy Pell | 1 | 2 | 15 | 0 | 15 | 15.0 |
| Christian Jones | 14 | 1 | -4 | 0 | -4 | -0.3 |
| DeAndrew White | 12 | 2 | -4 | 0 | -4 | -0.3 |
| Team | 8 | 6 | -10 | 0 | -10 | -1.2 |
| Total | 14 | 1018 | 2893 | 3890 | 6783 | 484.5 |
| Opponents | 14 | 945 | 1433 | 3165 | 4598 | 328.4 |

FIELD GOALS

| | FGM-FGA | Pct | 01-19 | 20-29 | 30-39 | 40-49 | 50-99 | Lg | Bkd |
|---------------|---------|------|-------|-------|-------|-------|-------|----|-----|
| Adam Griffith | 12-19 | 63.2 | 0-0 | 5-6 | 3-5 | 4-7 | 0-1 | 47 | 0 |
| Gunnar Raborn | 2-3 | 66.7 | 0-0 | 2-2 | 0-1 | 0-0 | 0-0 | 28 | 0 |

FG SEQUENCE

| | Alabama | Opponents |
|-------------------|---------------------|--------------------------|
| West Virginia | (47),(41),(27),(45) | (20),(47),(42),(41) |
| FAU | (22),(28) | - |
| Southern Miss | (30) | (33),(43),(37),(30) |
| Florida | 45 | - |
| Ole Miss | 46,51,(44) | (46),33 |
| Arkansas | 30 | - |
| Texas A&M | (21) | - |
| Tennessee | - | (27),(24) |
| LSU | 27,(39),(27) | (35),(39) |
| Mississippi State | (36),37 | (23),(32) |
| Western Carolina | (20),(28),31 | - |
| Auburn | - | (20),(24),(24),(20),(33) |
| Missouri | 43 | (33),(33) |
| Ohio State | - | (22),(21) |

Numbers in (parentheses) indicate field goal was made.

PUNTING

| | No. | Yds | Avg | Long | TB | FC | I20 | Bkld |
|-----------|-----|------|------|------|----|----|-----|------|
| JK Scott | 55 | 2640 | 48.0 | 73 | 5 | 19 | 31 | 0 |
| Total | 55 | 2640 | 48.0 | 73 | 5 | 19 | 31 | 0 |
| Opponents | 88 | 3790 | 43.1 | 66 | 9 | 22 | 24 | 0 |

KICKOFFS

| | No. | Yds | Avg | TB | OB | Retn | Net | YdLn |
|---------------|-----|------|------|----|----|------|------|------|
| Adam Griffith | 69 | 4240 | 61.4 | 20 | 2 | | | |
| JK Scott | 24 | 1501 | 62.5 | 8 | 1 | | | |
| Total | 93 | 5741 | 61.7 | 28 | 3 | 1291 | 40.3 | 24 |
| Opponents | 63 | 3685 | 58.5 | 12 | 1 | 1006 | 37.8 | 27 |

ALL PURPOSE

| | G | Rush | Rec | PR | KOR | IR | Tot | Avg/G |
|--------------------|----|------|------|-----|------|-----|------|-------|
| Amari Cooper | 14 | 23 | 1727 | 0 | 0 | 0 | 1750 | 125.0 |
| Christian Jones | 14 | -4 | 264 | 152 | 851 | 0 | 1263 | 90.2 |
| T.J. Yeldon | 13 | 979 | 180 | 0 | 0 | 0 | 1159 | 89.2 |
| Derrick Henry | 14 | 990 | 133 | 0 | 0 | 0 | 1123 | 80.2 |
| DeAndrew White | 12 | -4 | 504 | 0 | 1 | 0 | 501 | 41.8 |
| Blake Sims | 14 | 350 | 0 | 0 | 0 | 0 | 350 | 25.0 |
| Kenyan Drake | 5 | 112 | 159 | 0 | 0 | 0 | 271 | 54.2 |
| O.J. Howard | 14 | 0 | 260 | 0 | 10 | 0 | 270 | 19.3 |
| Tyren Jones | 11 | 224 | -1 | 0 | 0 | 0 | 223 | 20.3 |
| Jalston Fowler | 14 | 69 | 129 | 0 | 0 | 0 | 198 | 14.1 |
| Chris Black | 11 | 0 | 188 | 0 | 0 | 0 | 188 | 17.1 |
| Cyrus Jones | 14 | 0 | 0 | 82 | 77 | 27 | 186 | 13.3 |
| ArDarius Stewart | 13 | 0 | 149 | 0 | 0 | 0 | 149 | 11.5 |
| Altee Tenpenny | 13 | 136 | 0 | 0 | 0 | 0 | 136 | 10.5 |
| Landon Collins | 14 | 0 | 0 | 0 | 55 | 14 | 69 | 4.9 |
| Cam Sims | 12 | 0 | 62 | 0 | 0 | 0 | 62 | 5.2 |
| Robert Foster | 9 | 0 | 44 | 0 | 0 | 0 | 44 | 4.9 |
| Brian Vogler | 14 | 0 | 27 | 0 | 0 | 0 | 27 | 1.9 |
| Brandon Greene | 11 | 0 | 24 | 0 | 0 | 0 | 24 | 2.2 |
| Nick Perry | 14 | 0 | 0 | 0 | 0 | 24 | 24 | 1.7 |
| Michael Nysewander | 8 | 0 | 21 | 0 | 0 | 0 | 21 | 2.6 |
| Ty Flournoy-Smith | 4 | 0 | 18 | 0 | 0 | 0 | 18 | 4.5 |
| Eddie Jackson | 11 | 0 | 0 | 0 | 0 | 18 | 18 | 1.6 |
| Buddy Pell | 1 | 15 | 0 | 0 | 0 | 0 | 15 | 15.0 |
| Jake Coker | 7 | 13 | 0 | 0 | 0 | 0 | 13 | 1.9 |
| Xzavier Dickson | 14 | 0 | 0 | 0 | 7 | 0 | 7 | 0.5 |
| Ryan Anderson | 14 | 0 | 0 | 0 | 5 | 0 | 5 | 0.4 |
| Malcolm Faciane | 7 | 0 | 2 | 0 | 0 | 0 | 2 | 0.3 |
| Reggie Ragland | 14 | 0 | 0 | 0 | 0 | 1 | 1 | 0.1 |
| Team | 8 | -10 | 0 | 0 | 0 | -10 | -10 | -1.2 |
| Total | 14 | 2893 | 3890 | 234 | 1006 | 84 | 8107 | 579.1 |
| Opponents | 14 | 1433 | 3165 | 83 | 1291 | 124 | 6096 | 435.4 |

ALABAMA DEFENSIVE STATISTICS

| DEFENSIVE LEADERS | GP | Tackles | | | | TFL/Yds | Sacks No-Yards | Pass Def | | | Fumbles | | Bkd Kick | Saf |
|--------------------|----|---------|-----|-------|----------|---------|-------------------|----------|------|-------|---------|----|-------------|-----|
| | | Solo | Ast | Total | | | | Int-Yds | BrUp | QBH | Rcv-Yds | FF | | |
| Landon Collins | 14 | 60 | 43 | 103 | 4.5-15 | . | 3-14 | 7 | 2 | 2-4 | 1 | . | . | |
| Reggie Ragland | 14 | 45 | 50 | 95 | 10.5-27 | 1.5-12 | 1-1 | 3 | 1 | 3-0 | 1 | . | . | |
| Trey DePriest | 13 | 41 | 47 | 88 | 4.5-14 | . | . | 3 | 1 | . | 1 | . | 1 | |
| Nick Perry | 14 | 51 | 29 | 80 | 4.5-18 | . | 2-24 | 5 | 1 | . | . | . | . | |
| Geno Smith | 14 | 31 | 25 | 56 | 3.5-9 | . | . | 1 | . | . | 1 | . | . | |
| Jarran Reed | 14 | 22 | 33 | 55 | 6.5-14 | 1.0-1 | . | 5 | . | . | . | . | . | |
| A'Shawn Robinson | 14 | 16 | 33 | 49 | 6.5-11 | . | . | 3 | 4 | . | 1 | 1 | . | |
| Cyrus Jones | 14 | 36 | 10 | 46 | 2.0-10 | . | 3-27 | 13 | . | 1-17 | 2 | . | . | |
| Xzavier Dickson | 14 | 32 | 10 | 42 | 12.5-55 | 9.0-49 | . | 2 | 10 | . | . | . | . | |
| Eddie Jackson | 11 | 32 | 9 | 41 | 2.0-12 | 1.0-11 | 1-18 | 6 | . | 1-16 | 2 | . | . | |
| Jonathan Allen | 14 | 16 | 17 | 33 | 11.5-44 | 5.5-30 | . | 1 | 7 | . | . | 1 | . | |
| Ryan Anderson | 14 | 11 | 14 | 25 | 8.0-37 | 3.0-28 | . | . | 9 | 1-3 | . | . | . | |
| Dillon Lee | 14 | 10 | 14 | 24 | . | . | . | . | . | . | . | . | . | |
| D.J. Pettway | 14 | 13 | 10 | 23 | 3.0-12 | 2.0-9 | . | 3 | 5 | . | . | . | . | |
| Dalvin Tomlinson | 14 | 8 | 14 | 22 | 5.5-11 | 2.0-5 | . | . | 2 | . | . | . | . | |
| Reuben Foster | 11 | 11 | 11 | 22 | 2.0-5 | 1.0-3 | . | . | . | . | . | . | . | |
| Jabriel Washington | 13 | 11 | 6 | 17 | . | . | 1-0 | 2 | . | . | . | . | . | |
| Rashaan Evans | 13 | 11 | 4 | 15 | 2.0-11 | 1.0-10 | . | . | 3 | . | . | . | . | |
| Jarrick Williams | 11 | 8 | 6 | 14 | 0.5-0 | . | . | 2 | . | . | . | . | . | |
| Brandon Ivory | 14 | 1 | 12 | 13 | 0.5-0 | . | . | . | . | . | . | . | . | |
| Denzel Devall | 8 | 3 | 8 | 11 | 1.0-2 | . | . | . | 2 | . | . | . | . | |
| Tony Brown | 13 | 7 | 3 | 10 | 1.0-6 | . | . | 1 | 1 | . | . | . | . | |
| Maurice Smith | 14 | 7 | 3 | 10 | 0.5-2 | 0.5-2 | . | 1 | . | . | . | . | . | |
| Bradley Sylve | 14 | 7 | 1 | 8 | . | . | . | 2 | . | . | . | . | . | |
| Da'Shawn Hand | 9 | 4 | 3 | 7 | 2.0-10 | 2.0-10 | . | . | . | . | . | . | . | |
| Christian Jones | 14 | 5 | . | 5 | . | . | . | . | . | . | . | . | . | |
| Tim Williams | 12 | 2 | 3 | 5 | 1.5-24 | 1.5-24 | . | . | 4 | . | . | . | . | |
| Darren Lake | 8 | 2 | 3 | 5 | . | . | . | . | 1 | . | . | . | . | |
| Kenyan Drake | 5 | 3 | . | 3 | . | . | . | . | . | . | . | . | . | |
| O.J. Howard | 14 | 3 | . | 3 | . | . | . | . | . | . | . | . | . | |
| Cole Mazza | 13 | 1 | 2 | 3 | . | . | . | . | . | . | . | . | . | |
| Shaun Hamilton | 14 | . | 3 | 3 | . | . | . | . | . | . | . | . | . | |
| Hootie Jones | 7 | . | 2 | 2 | . | . | . | . | . | . | . | . | . | |
| A. Stewart | 13 | 1 | 1 | 2 | . | . | . | . | . | . | . | . | . | |
| Jalston Fowler | 14 | 2 | . | 2 | . | . | . | . | . | . | . | . | . | |
| Altee Tenpenny | 13 | 2 | . | 2 | . | . | . | . | . | . | . | . | . | |
| M. Nysewander | 8 | 1 | . | 1 | . | . | . | . | . | . | . | . | . | |
| Derrick Henry | 14 | 1 | . | 1 | . | . | . | 1 | . | . | . | . | . | |
| Robert Foster | 9 | 1 | . | 1 | . | . | . | . | . | . | . | . | . | |
| Korren Kirven | 3 | . | 1 | 1 | . | . | . | . | . | . | . | . | . | |
| Ryan Kelly | 12 | . | 1 | 1 | . | . | . | . | . | . | . | . | . | |
| Leon Brown | 14 | 1 | . | 1 | . | . | . | . | . | . | . | . | . | |
| Cam Robinson | 14 | 1 | . | 1 | . | . | . | . | . | . | . | . | . | |
| Arie Kouandjio | 14 | . | 1 | 1 | . | . | . | . | . | . | . | . | . | |
| Tyren Jones | 11 | . | 1 | 1 | . | . | . | . | . | . | . | . | . | |
| Dee Liner | 3 | 1 | . | 1 | . | . | . | . | . | . | . | . | . | |
| Cam Sims | 12 | 1 | . | 1 | . | . | . | . | . | . | . | . | . | |
| Josh Dickerson | 2 | . | 1 | 1 | . | . | . | . | . | . | . | . | . | |
| Adam Griffith | 13 | 1 | . | 1 | . | . | . | . | . | . | . | . | . | |
| P. Barrineau | 10 | 1 | . | 1 | . | . | . | . | . | . | . | . | . | |
| Josh Frazier | 6 | 1 | . | 1 | 1.0-12 | 1.0-12 | . | . | . | . | . | . | . | |
| Team | 8 | . | . | . | . | . | . | . | . | 1-0 | . | . | . | |
| Total | 14 | 525 | 434 | 959 | 97-361 | 32-206 | 11-84 | 61 | 53 | 9-40 | 9 | 2 | 1 | |
| Opponents | 14 | 602 | 448 | 1050 | 63.0-231 | 16-108 | 10-124 | 34 | 24 | 12-76 | 10 | 1 | . | |

2014 STATISTICS

PARTICIPATION CHART

| Name | GP/GS | WVU | FAU | USM | UF | OM | ARK | TAMU | UT | LSU | MSU | WCU | AUB | MIZZOU | OSU |
|--------------------|-------|-------|-------|-------|-------|-------|-------|-------|-------|-------|-------|-------|-------|--------|-------|
| Jonathan Allen | 14/12 | START | START | START | START | START | XXX | START | START | XXX | START | START | START | START | START |
| Ryan Anderson | 14/- | XXX | XXX | XXX | XXX | XXX | XXX | XXX | XXX | XXX | XXX | XXX | XXX | XXX | XXX |
| Anthony Averett | 1/- | ... | ... | ... | ... | ... | ... | ... | ... | ... | ... | XXX | ... | ... | ... |
| Dakota Ball | 12/- | XXX | XXX | XXX | XXX | XXX | XXX | XXX | XXX | XXX | ... | XXX | XXX | XXX | XXX |
| Parker Barrineau | 10/- | ... | ... | XXX | ... | XXX | XXX | XXX | ... | XXX | XXX | XXX | XXX | XXX | XXX |
| Cooper Bateman | 14/- | XXX | XXX | XXX | XXX | XXX | XXX | XXX | XXX | XXX | XXX | XXX | XXX | XXX | XXX |
| Jerrod Bierbower | 1/- | ... | ... | XXX | ... | ... | ... | ... | ... | ... | ... | ... | ... | ... | ... |
| Chris Black | 11/3 | XXX | START | START | XXX | XXX | ... | XXX | START | ... | ... | XXX | XXX | XXX | XXX |
| Bradley Bozeman | 9/2 | ... | XXX | XXX | XXX | XXX | START | START | XXX | ... | ... | XXX | ... | XXX | ... |
| Leon Brown | 14/12 | START | XXX | START | START | START | XXX | START | START | START | START | START | START | START | START |
| Tony Brown | 13/2 | XXX | XXX | XXX | START | START | XXX | XXX | XXX | ... | XXX | XXX | XXX | XXX | XXX |
| Jake Coker | 7/- | XXX | XXX | XXX | XXX | ... | ... | XXX | ... | ... | ... | XXX | ... | XXX | ... |
| Landon Collins | 14/14 | START | START | START | START | START | START | START | START | START | START | START | START | START | START |
| Jonathan Cook | 4/- | ... | ... | XXX | ... | ... | ... | XXX | ... | ... | ... | XXX | ... | ... | XXX |
| Amari Cooper | 14/14 | START | START | START | START | START | START | START | START | START | START | START | START | START | START |
| Trey DePriest | 13/13 | ... | START | START | START | START | START | START | START | START | START | START | START | START | START |
| Denzel Devall | 8/7 | START | START | START | START | START | ... | ... | ... | START | START | ... | ... | ... | XXX |
| Josh Dickerson | 2/- | ... | XXX | ... | ... | ... | ... | XXX | ... | ... | ... | ... | ... | ... | ... |
| Xzavier Dickson | 14/9 | XXX | START | XXX | XXX | XXX | START | START | START | START | XXX | START | START | START | START |
| Kenyan Drake | 5/1 | XXX | XXX | XXX | START | XXX | ... | ... | ... | ... | ... | ... | ... | ... | ... |
| Rashaan Evans | 13/- | XXX | XXX | XXX | XXX | XXX | ... | XXX | XXX | XXX | XXX | XXX | XXX | XXX | XXX |
| Malcolm Faciane | 7/1 | ... | XXX | XXX | ... | ... | ... | XXX | ... | START | ... | XXX | XXX | XXX | ... |
| Raheem Falkins | 8/- | XXX | XXX | XXX | ... | XXX | ... | XXX | ... | ... | ... | XXX | XXX | XXX | ... |
| Ty Flournoy-Smith | 4/- | ... | XXX | XXX | XXX | ... | ... | XXX | ... | ... | ... | ... | ... | ... | ... |
| Reuben Foster | 11/1 | START | XXX | XXX | XXX | XXX | XXX | XXX | ... | XXX | XXX | XXX | ... | ... | XXX |
| Robert Foster | 9/- | XXX | XXX | XXX | ... | XXX | ... | XXX | ... | ... | ... | XXX | XXX | XXX | XXX |
| Jalston Fowler | 14/5 | START | START | XXX | XXX | START | XXX | XXX | XXX | XXX | XXX | XXX | XXX | START | START |
| Josh Frazier | 6/- | ... | XXX | XXX | XXX | ... | ... | XXX | ... | ... | ... | XXX | ... | XXX | ... |
| Brandon Greene | 11/- | ... | XXX | XXX | XXX | ... | ... | XXX | XXX | XXX | XXX | XXX | XXX | XXX | XXX |
| Adam Griffith | 13/- | XXX | XXX | XXX | XXX | XXX | XXX | XXX | XXX | XXX | XXX | ... | XXX | XXX | XXX |
| Shaun Hamilton | 14/- | XXX | XXX | XXX | XXX | XXX | XXX | XXX | XXX | XXX | XXX | XXX | XXX | XXX | XXX |
| Da'Shawn Hand | 9/- | XXX | XXX | XXX | XXX | ... | ... | XXX | XXX | ... | ... | XXX | XXX | XXX | ... |
| J.C. Hassenauer | 1/- | ... | ... | ... | ... | ... | ... | XXX | ... | ... | ... | ... | ... | ... | ... |
| Derrick Henry | 14/2 | XXX | XXX | XXX | XXX | XXX | XXX | XXX | XXX | XXX | XXX | START | XXX | XXX | START |
| Grant Hill | 7/- | ... | XXX | XXX | XXX | ... | ... | XXX | ... | ... | ... | XXX | XXX | XXX | ... |
| O.J. Howard | 14/3 | XXX | XXX | XXX | XXX | XXX | XXX | XXX | XXX | START | XXX | XXX | START | XXX | START |
| Brandon Ivory | 14/3 | XXX | START | XXX | XXX | XXX | START | XXX | XXX | START | XXX | XXX | XXX | XXX | XXX |
| Dominick Jackson | 7/- | ... | XXX | XXX | XXX | ... | ... | XXX | ... | ... | ... | XXX | XXX | XXX | ... |
| Eddie Jackson | 11/11 | ... | START | START | ... | ... | START | START | START | START | START | START | START | START | START |
| Christian Jones | 14/8 | XXX | XXX | START | START | START | START | START | XXX | XXX | START | START | START | XXX | XXX |
| Cyrus Jones | 14/14 | START | START | START | START | START | START | START | START | START | START | START | START | START | START |
| Hootie Jones | 7/- | ... | XXX | XXX | ... | ... | ... | XXX | ... | ... | XXX | XXX | XXX | ... | XXX |
| Tyren Jones | 11/- | ... | XXX | XXX | XXX | ... | ... | XXX | XXX | XXX | XXX | XXX | XXX | XXX | XXX |
| Walker Jones | 1/- | ... | ... | ... | ... | ... | ... | ... | ... | ... | ... | XXX | ... | ... | ... |
| Ryan Kelly | 12/12 | START | START | START | START | START | ... | ... | START | START | START | START | START | START | START |
| Korren Kirven | 3/- | ... | XXX | ... | ... | ... | ... | XXX | ... | ... | ... | ... | XXX | ... | ... |
| Arie Kouandjio | 14/14 | START | START | START | START | START | START | START | START | START | START | START | START | START | START |
| Darren Lake | 8/- | ... | ... | XXX | ... | ... | XXX | XXX | ... | XXX | XXX | XXX | XXX | XXX | ... |
| Dillon Lee | 14/1 | XXX | XXX | XXX | XXX | XXX | START | XXX | XXX | XXX | XXX | XXX | XXX | XXX | XXX |
| Dee Liner | 3/- | ... | XXX | ... | ... | ... | ... | XXX | ... | ... | ... | XXX | ... | ... | ... |
| Isaac Luatua | 6/- | ... | XXX | XXX | XXX | ... | ... | XXX | ... | ... | ... | XXX | ... | XXX | ... |
| Cole Mazza | 13/- | XXX | ... | XXX | XXX | XXX | XXX | XXX | XXX | XXX | XXX | XXX | XXX | XXX | XXX |
| Alec Morris | 4/- | ... | ... | XXX | XXX | ... | ... | XXX | ... | ... | ... | XXX | ... | ... | ... |
| Michael Nysewander | 8/- | XXX | XXX | XXX | XXX | ... | ... | XXX | ... | ... | ... | XXX | ... | XXX | XXX |
| Tyler Owens | 1/- | ... | ... | XXX | ... | ... | ... | ... | ... | ... | ... | ... | ... | ... | ... |
| Buddy Pell | 1/- | ... | ... | ... | ... | ... | ... | ... | ... | ... | ... | XXX | ... | ... | ... |
| Nick Perry | 14/13 | START | START | START | XXX | START | START | START | START | START | START | START | START | START | START |
| D.J. Pettway | 14/1 | START | XXX | XXX | XXX | XXX | XXX | XXX | XXX | XXX | XXX | XXX | XXX | XXX | XXX |
| Gunnar Raborn | 2/- | ... | ... | ... | ... | ... | ... | ... | ... | ... | ... | XXX | XXX | ... | ... |
| Reggie Ragland | 14/13 | START | START | XXX | START | START | START | START | START | START | START | START | START | START | START |
| Jarran Reed | 14/13 | XXX | START | START | START | START | START | START | START | START | START | START | START | START | START |
| A'Shawn Robinson | 14/13 | START | XXX | START | START | START | START | START | START | START | START | START | START | START | START |
| Cam Robinson | 14/14 | START | START | START | START | START | START | START | START | START | START | START | START | START | START |
| JK Scott | 13/- | XXX | ... | XXX | XXX | XXX | XXX | XXX | XXX | XXX | XXX | XXX | XXX | XXX | XXX |
| Austin Shepherd | 14/14 | START | START | START | START | START | START | START | START | START | START | START | START | START | START |
| Blake Sims | 14/14 | START | START | START | START | START | START | START | START | START | START | START | START | START | START |
| Cam Sims | 12/- | XXX | XXX | XXX | XXX | ... | XXX | XXX | XXX | XXX | XXX | XXX | XXX | XXX | ... |
| Geno Smith | 14/6 | XXX | XXX | START | START | XXX | XXX | XXX | XXX | XXX | START | XXX | START | START | START |
| Maurice Smith | 14/1 | XXX | XXX | XXX | START | XXX | XXX | XXX | XXX | XXX | XXX | XXX | XXX | XXX | XXX |
| ArDarius Stewart | 13/2 | XXX | XXX | XXX | XXX | XXX | XXX | XXX | XXX | XXX | XXX | START | START | ... | XXX |
| Bradley Sylve | 14/1 | START | XXX | XXX | XXX | XXX | XXX | XXX | XXX | XXX | XXX | XXX | XXX | XXX | XXX |
| Alphonse Taylor | 12/2 | XXX | START | XXX | XXX | XXX | START | XXX | XXX | ... | ... | XXX | XXX | XXX | XXX |
| MK Taylor | 1/- | ... | ... | ... | ... | ... | ... | ... | ... | ... | ... | XXX | ... | ... | ... |
| Altee Tenpenny | 13/- | XXX | XXX | XXX | XXX | XXX | XXX | XXX | XXX | XXX | ... | XXX | XXX | XXX | XXX |
| Dalvin Tomlinson | 14/- | XXX | XXX | XXX | XXX | XXX | XXX | XXX | XXX | XXX | XXX | XXX | XXX | XXX | XXX |
| Brian Vogler | 14/11 | START | START | START | START | XXX | START | START | START | XXX | START | START | XXX | START | START |
| Jabriel Washington | 13/1 | XXX | XXX | START | XXX | ... | XXX | XXX | XXX | XXX | XXX | XXX | XXX | XXX | XXX |
| DeAndrew White | 12/10 | START | ... | ... | START | START | START | START | START | START | START | XXX | START | START | XXX |
| Jarrick Williams | 11/5 | START | ... | ... | ... | START | XXX | START | START | XXX | XXX | START | XXX | XXX | XXX |
| Tim Williams | 12/- | ... | XXX | XXX | XXX | XXX | XXX | XXX | XXX | XXX | XXX | XXX | XXX | XXX | ... |
| T.J. Yeldon | 13/10 | START | START | START | XXX | START | START | START | START | START | XXX | ... | START | START | XXX |

STATISTICS

RUSHING/RECEIVING/PASSING GAME-BY-GAME

RUSHING

| | No-Yds/TD | WVU | FAU | USM | UF | OM | ARK | TAMU | UT | LSU | MSU | WCU | AUB | MIZZOU | OSU |
|-----------------|------------|----------|--------|---------|----------|----------|---------|----------|---------|---------|---------|---------|----------|----------|---------|
| Derrick Henry | 172-990/11 | 17-113/1 | 5-23/0 | 11-73/0 | 20-111/1 | 17-37/0 | 7-25/0 | 10-70/1 | 16-78/1 | 8-24/0 | 11-36/1 | 12-92/2 | 5-72/1 | 20-141/2 | 13-95/1 |
| T.J. Yeldon | 194-979/11 | 23-126/2 | 7-43/0 | 9-56/0 | 18-59/0 | 20-123/0 | 16-45/0 | 13-114/2 | 14-52/1 | 15-68/0 | 16-72/1 | DNP | 19-127/2 | 14-47/2 | 10-47/1 |
| Blake Sims | 83-350/7 | 6-42/0 | 3-14/1 | 5-46/1 | 8-39/0 | 7-8/1 | 7-5/0 | 4-54/1 | 6-42/1 | 5-12/0 | 4-18/0 | 4--1/0 | 5-23/1 | 9-19/0 | 10-29/1 |
| Tyren Jones | 36-224/2 | DNP | 4-33/0 | 7-57/1 | 2--1/0 | DNP | DNP | 9-34/0 | - | - | - | 11-75/1 | - | 3-26/0 | - |
| Altee Tenpenny | 26-136/0 | - | 2-3/0 | 5-39/0 | - | - | - | 8-30/0 | - | - | DNP | 11-64/0 | - | - | - |
| Kenyan Drake | 22-112/4 | 3-7/0 | 6-31/1 | 9-59/3 | 4-15/0 | - | DNP | DNP | DNP | DNP | DNP | DNP | DNP | DNP | DNP |
| Jalston Fowler | 12-69/0 | - | - | - | - | - | - | - | 2-24/0 | 1-2/0 | - | 5-30/0 | 3-11/0 | 1-2/0 | - |
| Amari Cooper | 5-23/0 | - | 1-20/0 | 1-9/0 | - | - | 1--6/0 | - | 1--9/0 | - | - | - | - | 1-9/0 | - |
| Buddy Pell | 2-15/0 | DNP | DNP | DNP | DNP | DNP | DNP | DNP | DNP | DNP | DNP | 2-15/0 | DNP | DNP | DNP |
| Jake Coker | 7-13/0 | - | 4-23/0 | 2--6/0 | - | DNP | DNP | 1--4/0 | DNP | DNP | DNP | - | DNP | - | DNP |
| Christian Jones | 1--4/0 | - | - | - | - | - | - | - | - | - | - | - | 1--4/0 | - | - |
| DeAndrew White | 2--4/0 | - | DNP | DNP | - | - | 1--3/0 | - | 1--1/0 | - | - | - | - | - | - |
| Team | 5--10/0 | - | - | - | - | - | - | - | 1--3/0 | - | 1--2/0 | - | 1--2/0 | 1--2/0 | 1--1/0 |

RECEIVING

| | No-Yds/TD | WVU | FAU | USM | UF | OM | ARK | TAMU | UT | LSU | MSU | WCU | AUB | MIZZOU | OSU |
|--------------------|-------------|----------|----------|---------|----------|--------|--------|---------|---------|--------|--------|---------|----------|---------|--------|
| Amari Cooper | 124-1727/16 | 12-130/0 | 13-189/1 | 8-135/1 | 10-201/3 | 9-91/0 | 2-22/0 | 8-140/2 | 9-224/2 | 8-83/1 | 8-88/1 | 3-46/0 | 13-224/3 | 12-83/0 | 9-71/2 |
| DeAndrew White | 40-504/4 | 6-73/0 | DNP | DNP | 6-48/0 | - | 4-33/1 | 3-30/0 | 4-59/0 | 3-36/1 | 4-40/0 | - | 3-19/1 | 4-101/1 | 3-65/0 |
| Christian Jones | 19-264/1 | 3-31/0 | 2-52/0 | 4-50/0 | 1-4/0 | 1-17/0 | - | - | - | 3-38/0 | - | 1-11/0 | 1-21/0 | 3-40/1 | - |
| O.J. Howard | 17-260/0 | - | - | - | 2-22/0 | 3-81/0 | 1-47/0 | - | - | 3-21/0 | 1-2/0 | 2-33/0 | 1-20/0 | 2-20/0 | 2-14/0 |
| Chris Black | 15-188/0 | 1-8/0 | 3-45/0 | 1-5/0 | - | 2-19/0 | DNP | - | - | DNP | DNP | 6-101/0 | - | - | 2-10/0 |
| T.J. Yeldon | 15-180/1 | 1-1/0 | 1-18/0 | - | 1-37/0 | 2-7/0 | 2-35/1 | 3-45/0 | 1-3/0 | 1-5/0 | 2-16/0 | DNP | 1-13/0 | - | - |
| Kenyan Drake | 5-159/2 | - | 2-53/1 | 1-9/0 | 1-87/1 | 1-10/0 | DNP | DNP | DNP | DNP | DNP | DNP | DNP | DNP | DNP |
| ArDarius Stewart | 12-149/0 | - | 3-63/0 | - | - | - | - | 1-8/0 | - | 1-2/0 | 2-25/0 | 5-51/0 | DNP | - | - |
| Derrick Henry | 5-133/2 | - | - | - | 1-29/0 | - | - | 1-41/1 | - | - | - | 1-9/1 | - | - | 2-54/0 |
| Jalston Fowler | 11-129/2 | 1-7/0 | 1-3/1 | - | 2-21/1 | - | 1-9/0 | 1-12/0 | - | - | 1-35/0 | - | 1-15/0 | 1-13/0 | 2-14/0 |
| Cam Sims | 7-62/1 | - | - | - | - | DNP | 1-15/0 | 3-14/0 | - | - | - | 3-33/1 | - | - | DNP |
| Robert Foster | 6-44/0 | - | 1-3/0 | 1-1/0 | DNP | - | DNP | - | DNP | DNP | DNP | 4-40/0 | - | - | - |
| Brian Vogler | 6-27/1 | - | - | 1-5/1 | - | 1-3/0 | - | - | - | - | 1-5/0 | - | - | 1-5/0 | 2-9/0 |
| Brandon Greene | 1-24/0 | DNP | - | - | - | DNP | DNP | - | - | 1-24/0 | - | - | - | - | - |
| Michael Nysewander | 2-21/1 | - | - | 1-9/0 | - | DNP | DNP | - | DNP | DNP | DNP | 1-12/1 | DNP | - | - |
| Ty Flournoy-Smith | 2-18/1 | DNP | 1-4/0 | - | - | DNP | DNP | 1-14/1 | DNP | DNP | DNP | DNP | DNP | DNP | DNP |
| Malcolm Faciane | 2-2/0 | DNP | - | - | DNP | DNP | DNP | - | DNP | - | DNP | 2-2/0 | - | - | DNP |
| Tyren Jones | 1--1/0 | DNP | - | - | - | DNP | DNP | - | - | - | - | 1--1/0 | - | - | - |

PASSING

| Blake Sims | Att | Comp | Int | Pct | Yards | TD | Long | Sack | Yds | Effic |
|-------------------|-----|------|-----|------|-------|----|------|------|-----|-------|
| West Virginia | 33 | 24 | 1 | 72.7 | 250 | 0 | 38 | 0 | 0 | 130.3 |
| FAU | 14 | 12 | 0 | 85.7 | 228 | 2 | 52 | 0 | 0 | 269.7 |
| Southern Miss | 17 | 12 | 0 | 70.6 | 168 | 2 | 27 | 0 | 0 | 192.4 |
| Florida | 33 | 23 | 1 | 69.7 | 445 | 4 | 87 | 1 | 8 | 216.9 |
| Ole Miss | 31 | 19 | 1 | 61.3 | 228 | 0 | 53 | 1 | 4 | 116.6 |
| Arkansas | 21 | 11 | 0 | 52.4 | 161 | 2 | 47 | 2 | 18 | 148.2 |
| Texas A&M | 27 | 16 | 0 | 59.3 | 268 | 3 | 45 | 0 | 0 | 179.3 |
| Tennessee | 24 | 14 | 0 | 58.3 | 286 | 2 | 80 | 1 | 6 | 185.9 |
| LSU | 45 | 20 | 0 | 44.4 | 209 | 2 | 24 | 1 | 9 | 98.1 |
| Mississippi State | 31 | 19 | 0 | 61.3 | 211 | 1 | 50 | 1 | 7 | 129.1 |
| Western Carolina | 25 | 17 | 1 | 68.0 | 222 | 2 | 27 | 0 | 0 | 161.0 |
| Auburn | 27 | 20 | 3 | 74.1 | 312 | 4 | 75 | 1 | 7 | 197.8 |
| Missouri | 27 | 23 | 0 | 85.2 | 262 | 2 | 58 | 2 | 12 | 191.1 |
| Ohio State | 36 | 22 | 3 | 61.1 | 237 | 2 | 52 | 3 | 17 | 118.1 |
| TOTALS | 391 | 252 | 10 | 64.5 | 3487 | 28 | 87 | 13 | 88 | 157.9 |

| Jake Coker | Att | Comp | Int | Pct | Yards | TD | Long | Sack | Yds | Effic |
|------------------|-----|------|-----|------|-------|----|------|------|-----|-------|
| FAU | 24 | 15 | 0 | 62.5 | 202 | 1 | 43 | 1 | 5 | 146.9 |
| Southern Miss | 7 | 5 | 0 | 71.4 | 46 | 0 | 22 | 1 | 11 | 126.6 |
| Florida | 2 | 1 | 0 | 50.0 | 4 | 1 | 4 | 0 | 0 | 231.8 |
| Texas A&M | 8 | 5 | 0 | 62.5 | 36 | 1 | 14 | 1 | 4 | 141.6 |
| Western Carolina | 18 | 12 | 0 | 66.7 | 115 | 1 | 26 | 0 | 0 | 138.7 |
| TOTALS | 59 | 38 | 0 | 64.4 | 403 | 4 | 43 | 3 | 20 | 144.2 |

2014 STATISTICS

TACKLES GAME-BY-GAME

TOTAL TACKLES

| | UA-A | TOT | WVU | FAU | USM | UF | OM | ARK | TAMU | UT | LSU | MSU | WCU | AUB | MIZZOU | OSU |
|--------------------|-------|-----|-----|-----|-----|-----|-----|-----|------|-----|------|-----|-----|-----|--------|-----|
| Landon Collins | 60-43 | 103 | 4-7 | 2-2 | 6-6 | 2-3 | 2-4 | 3-5 | 3-1 | 4-0 | 5-2 | 4-3 | 4-3 | 6-3 | 6-1 | 9-3 |
| Reggie Ragland | 45-50 | 95 | 1-5 | 3-2 | - | 5-3 | 3-6 | 7-5 | 2-5 | 6-3 | 4-9 | 7-3 | 3-1 | 1-2 | 1-1 | 2-5 |
| Trey DePriest | 41-47 | 88 | DNP | 1-3 | 4-2 | 4-3 | 4-2 | 2-4 | 1-5 | 4-2 | 3-6 | 4-5 | 2-3 | 7-7 | 1-3 | 4-2 |
| Nick Perry | 51-29 | 80 | 5-1 | 1-0 | 1-0 | - | 7-3 | 2-3 | 3-2 | 8-0 | 1-7 | 9-3 | 1-1 | 8-5 | 0-3 | 5-1 |
| Geno Smith | 31-25 | 56 | 1-1 | 0-3 | 3-1 | 2-0 | 0-1 | 0-2 | 6-1 | 2-1 | 0-4 | 2-3 | 0-2 | 7-3 | 4-1 | 4-2 |
| Jarran Reed | 22-33 | 55 | 0-2 | 0-1 | 1-0 | 3-2 | 0-2 | 5-0 | 0-1 | 1-2 | 2-13 | 1-7 | 1-0 | 3-1 | 2-2 | 3-0 |
| A'Shawn Robinson | 16-33 | 49 | - | 2-2 | 0-1 | 0-1 | 0-3 | 2-3 | - | 2-5 | 1-6 | 1-6 | - | 1-2 | 5-4 | 2-0 |
| Cyrus Jones | 36-10 | 46 | 4-3 | 3-0 | 1-0 | 2-0 | 3-0 | 1-0 | 4-2 | 3-0 | 0-1 | 4-0 | 2-2 | 6-2 | 1-0 | 2-0 |
| Xzavier Dickson | 32-10 | 42 | 2-0 | 1-0 | 2-1 | - | 5-1 | 7-1 | 0-1 | 3-1 | 1-1 | 0-2 | 2-2 | 2-0 | 2-0 | 5-0 |
| Eddie Jackson | 32-9 | 41 | DNP | 3-1 | 1-0 | DNP | DNP | 6-0 | 2-0 | 4-0 | 3-2 | 4-3 | - | 3-2 | 2-1 | 4-0 |
| Jonathan Allen | 16-17 | 33 | 3-2 | 1-1 | 1-1 | 0-1 | 2-3 | - | 0-3 | 2-1 | 1-1 | 0-3 | 1-1 | 3-0 | - | 2-0 |
| Ryan Anderson | 11-14 | 25 | - | 2-0 | 1-0 | 1-1 | - | 1-2 | 3-3 | 1-3 | 0-2 | 0-2 | - | 1-0 | 0-1 | 1-0 |
| Dillon Lee | 10-14 | 24 | - | 1-2 | - | - | - | 3-1 | 1-5 | 2-0 | 0-2 | 0-3 | 2-0 | 1-0 | 0-1 | - |
| D.J. Pettway | 13-10 | 23 | 2-1 | 0-2 | 1-0 | - | 1-0 | - | 0-4 | 1-0 | 0-2 | 3-1 | - | 2-0 | 2-0 | 1-0 |
| Reuben Foster | 11-11 | 22 | 2-5 | 1-1 | 0-1 | 1-1 | - | - | 3-1 | DNP | 1-1 | 0-1 | 1-0 | DNP | DNP | 2-0 |
| Dalvin Tomlinson | 8-14 | 22 | 2-3 | - | 1-0 | 0-1 | - | 0-1 | - | 2-0 | 2-1 | 1-6 | - | 0-2 | - | - |
| Jabriel Washington | 11-6 | 17 | 0-1 | 1-0 | 1-1 | - | DNP | 1-0 | 1-0 | - | 0-1 | 1-2 | 2-0 | 1-1 | 2-0 | 1-0 |
| Rashaan Evans | 11-4 | 15 | 1-0 | 2-0 | 2-0 | 0-1 | - | DNP | 0-1 | 1-0 | - | 1-2 | 2-0 | - | 2-0 | - |
| Jarrick Williams | 8-6 | 14 | 1-2 | DNP | DNP | DNP | - | - | 1-1 | 4-0 | 0-2 | - | 0-1 | - | - | 2-0 |
| Brandon Ivory | 1-12 | 13 | - | - | - | - | 0-1 | 0-2 | - | - | 1-7 | 0-1 | - | - | 0-1 | - |
| Denzel Devall | 3-8 | 11 | 0-3 | 0-1 | - | 2-0 | 0-1 | DNP | DNP | DNP | 0-2 | - | DNP | DNP | DNP | 1-1 |
| Maurice Smith | 7-3 | 10 | - | - | 2-1 | 1-0 | 2-0 | - | 0-1 | - | 0-1 | - | 2-0 | - | - | - |
| Tony Brown | 7-3 | 10 | - | 0-1 | - | 2-1 | 3-1 | - | - | 1-0 | DNP | - | - | - | - | 1-0 |
| Bradley Sylve | 7-1 | 8 | 4-1 | - | - | - | - | - | - | - | - | - | - | 3-0 | - | - |
| Da'Shawn Hand | 4-3 | 7 | 1-0 | 0-1 | 1-0 | - | DNP | DNP | 1-0 | 1-0 | DNP | DNP | - | - | 0-2 | DNP |
| Christion Jones | 5-0 | 5 | - | 1-0 | 1-0 | - | 1-0 | - | - | - | - | - | - | 1-0 | 1-0 | - |
| Tim Williams | 2-3 | 5 | DNP | 0-2 | - | - | - | - | 0-1 | - | - | - | 1-0 | 1-0 | - | DNP |
| Darren Lake | 2-3 | 5 | DNP | DNP | - | DNP | DNP | 0-1 | 0-1 | DNP | 2-1 | - | - | - | - | DNP |
| Cole Mazza | 1-2 | 3 | - | DNP | - | - | - | - | - | - | 1-2 | - | - | - | - | - |
| O.J. Howard | 3-0 | 3 | - | - | - | - | - | - | - | - | - | - | - | 2-0 | - | 1-0 |
| Shaun Hamilton | 0-3 | 3 | 0-1 | - | - | - | - | - | 0-2 | - | - | - | - | - | - | - |
| Kenyan Drake | 3-0 | 3 | - | 1-0 | 2-0 | - | - | DNP | DNP | DNP | DNP | DNP | DNP | DNP | DNP | DNP |
| ArDarius Stewart | 1-1 | 2 | - | 0-1 | - | 1-0 | - | - | - | - | - | - | - | DNP | - | - |
| Jalston Fowler | 2-0 | 2 | - | - | - | - | - | - | 1-0 | - | - | - | - | - | - | 1-0 |
| Altee Tenpenny | 2-0 | 2 | - | 2-0 | - | - | - | - | - | - | - | DNP | - | - | - | - |
| Hootie Jones | 0-2 | 2 | DNP | - | 0-1 | DNP | DNP | DNP | 0-1 | DNP | DNP | DNP | - | - | DNP | - |
| Michael Nysewander | 1-0 | 1 | - | - | - | - | DNP | DNP | - | DNP | DNP | DNP | - | DNP | - | 1-0 |
| Derrick Henry | 1-0 | 1 | - | - | - | 1-0 | - | - | - | - | - | - | - | - | - | - |
| Adam Griffith | 1-0 | 1 | - | - | - | - | 1-0 | - | - | - | - | - | DNP | - | - | - |
| Josh Dickerson | 0-1 | 1 | DNP | - | DNP | DNP | DNP | DNP | 0-1 | DNP | DNP | DNP | DNP | DNP | DNP | DNP |
| Ryan Kelly | 0-1 | 1 | - | - | - | 0-1 | - | DNP | DNP | - | - | - | - | - | - | - |
| Leon Brown | 1-0 | 1 | - | - | - | 1-0 | - | - | - | - | - | - | - | - | - | - |
| Cam Robinson | 1-0 | 1 | 1-0 | - | - | - | - | - | - | - | - | - | - | - | - | - |
| Arie Kouandjio | 0-1 | 1 | - | - | - | 0-1 | - | - | - | - | - | - | - | - | - | - |
| Robert Foster | 1-0 | 1 | - | - | - | DNP | - | DNP | - | DNP | DNP | DNP | 1-0 | - | - | - |
| Parker Barrineau | 1-0 | 1 | DNP | DNP | - | DNP | - | - | - | DNP | - | - | - | 1-0 | - | - |
| Cam Sims | 1-0 | 1 | - | - | 1-0 | - | DNP | - | - | - | - | - | - | - | - | DNP |
| Dee Linder | 1-0 | 1 | DNP | - | DNP | DNP | DNP | DNP | - | DNP | DNP | DNP | 1-0 | DNP | DNP | DNP |
| Tyren Jones | 0-1 | 1 | DNP | - | - | - | DNP | DNP | - | - | - | - | - | - | 0-1 | - |
| Josh Frazier | 1-0 | 1 | DNP | - | - | - | DNP | DNP | - | DNP | DNP | DNP | 1-0 | DNP | - | DNP |
| Korren Kirven | 0-1 | 1 | DNP | - | DNP | DNP | DNP | DNP | 0-1 | DNP | DNP | DNP | DNP | - | DNP | DNP |

SUPERLATIVES

INDIVIDUAL GAME HIGHS

| | | |
|---------------------|------|--|
| Rushes | 23 | T.J. Yeldon vs West Virginia (Aug 30, 2014) |
| Yards Rushing | 141 | Derrick Henry vs Missouri (Dec 06, 2014) |
| TD Rushes | 3 | Kenyan Drake vs Southern Miss (Sep 13, 2014) |
| Long Rush | 49 | Derrick Henry vs Auburn (Nov 29, 2014) |
| Pass attempts | 45 | Blake Sims at LSU (Nov 08, 2014) |
| Pass completions | 24 | Blake Sims vs West Virginia (Aug 30, 2014) |
| Yards Passing | 445 | Blake Sims vs Florida (Sep 20, 2014) |
| TD Passes | 4 | Blake Sims vs Florida (Sep 20, 2014) |
| | | Blake Sims vs Auburn (Nov 29, 2014) |
| Long Pass | 87 | Blake Sims vs Florida (Sep 20, 2014) |
| Receptions | 13 | Amari Cooper vs FAU (Sep 06, 2014) |
| | | Amari Cooper vs Auburn (Nov 29, 2014) |
| Yards Receiving | 224 | Amari Cooper at Tennessee (Oct 25, 2014) |
| | | Amari Cooper vs Auburn (Nov 29, 2014) |
| TD Receptions | 3 | Amari Cooper vs Florida (Sep 20, 2014) |
| | | Amari Cooper vs Auburn (Nov 29, 2014) |
| Long Reception | 87 | Kenyan Drake vs Florida (Sep 20, 2014) |
| Field Goals | 4 | Adam Griffith vs West Virginia (Aug 30, 2014) |
| Long Field Goal | 47 | Adam Griffith vs West Virginia (Aug 30, 2014) |
| Punts | 9 | JK Scott at LSU (Nov 08, 2014) |
| Punting Avg | 55.5 | JK Scott vs Auburn (Nov 29, 2014) |
| Long Punt | 73 | JK Scott vs Ohio State (Jan 1, 2015) |
| Punts inside 20 | 7 | JK Scott at Arkansas (Oct 11, 2014) |
| Long Punt Return | 70 | Cyrus Jones vs FAU (Sep 06, 2014) |
| Long Kickoff Return | 38 | Christian Jones at Ole Miss (Oct 04, 2014) |
| Tackles | 15 | Jarran Reed at LSU (Nov 08, 2014) |
| Sacks | 2.0 | Xzavier Dickson vs West Virginia (Aug 30, 2014) |
| | | Xzavier Dickson at Ole Miss (Oct 04, 2014) |
| Tackles For Loss | 3.5 | Xzavier Dickson at Ole Miss (Oct 04, 2014) |
| Interceptions | 1 | J. Washington vs Florida (Sep 20, 2014) |
| | | Landon Collins vs Florida (Sep 20, 2014) |
| | | Landon Collins at Arkansas (Oct 11, 2014) |
| | | Reggie Ragland vs Texas A&M (Oct 18, 2014) |
| | | Cyrus Jones at Tennessee (Oct 25, 2014) |
| | | Eddie Jackson at LSU (Nov 08, 2014) |
| | | Nick Perry vs Mississippi State (Nov 15, 2014) |
| | | Cyrus Jones vs Mississippi State (Nov 15, 2014) |
| | | Landon Collins vs Mississippi State (Nov 15, 2014) |
| | | Nick Perry vs Auburn (Nov 29, 2014) |
| | | Cyrus Jones vs Ohio State (Jan 1, 2015) |

TEAM GAME HIGHS

| | | |
|------------------|------|-------------------------------------|
| Rushes | 52 | vs Florida (Sep 20, 2014) |
| Yards Rushing | 333 | vs Southern Miss (Sep 13, 2014) |
| Yards Per Rush | 6.8 | vs Southern Miss (Sep 13, 2014) |
| TD Rushes | 5 | vs Southern Miss (Sep 13, 2014) |
| Pass attempts | 46 | at LSU (Nov 08, 2014) |
| Pass completions | 29 | vs Western Carolina (Nov 22, 2014) |
| Yards Passing | 449 | vs Florida (Sep 20, 2014) |
| Yards Per Pass | 12.8 | vs Florida (Sep 20, 2014) |
| TD Passes | 5 | vs Florida (Sep 20, 2014) |
| Total Plays | 88 | vs Western Carolina (Nov 22, 2014) |
| Total Offense | 672 | vs Florida (Sep 20, 2014) |
| Yards Per Play | 8.9 | vs FAU (Sep 06, 2014) |
| Points | 59 | vs Texas A&M (Oct 18, 2014) |
| Sacks By | 6 | vs Texas A&M (Oct 18, 2014) |
| First Downs | 36 | vs Western Carolina (Nov 22, 2014) |
| Penalties | 11 | vs Florida (Sep 20, 2014) |
| Penalty Yards | 80 | vs Florida (Sep 20, 2014) |
| Turnovers | 4 | vs Florida (Sep 20, 2014) |
| Interceptions By | 3 | vs Mississippi State (Nov 15, 2014) |
| Punts | 9 | at LSU (Nov 08, 2014) |
| Punting Avg | 55.5 | vs Auburn (Nov 29, 2014) |
| Long Punt | 73 | vs Ohio State (Jan 1, 2015) |
| Punts inside 20 | 7 | at Arkansas (Oct 11, 2014) |
| Long Punt Return | 70 | vs FAU (Sep 06, 2014) |

OPPONENT INDIVIDUAL GAME HIGHS

| | | |
|---------------------|------|---|
| Rushes | 25 | C. Artis-Payne, vs Auburn (Nov 29, 2014) |
| Yards Rushing | 230 | Elliott, E, vs Ohio State (Jan 1, 2015) |
| TD Rushes | 2 | Elliott, E, vs Ohio State (Jan 1, 2015) |
| Long Rush | 85 | Elliott, E, vs Ohio State (Jan 1, 2015) |
| Pass attempts | 48 | Dak Prescott, vs Mississippi State (Nov 15, 2014) |
| Pass completions | 29 | Trickett, Clint, vs West Virginia (Aug 30, 2014) |
| Yards Passing | 456 | Nick Marshall, vs Auburn (Nov 29, 2014) |
| TD Passes | 3 | Bo Wallace, at Ole Miss (Oct 04, 2014) |
| | | Nick Marshall, vs Auburn (Nov 29, 2014) |
| Long Pass | 68 | Nick Marshall, vs Auburn (Nov 29, 2014) |
| Receptions | 9 | White, Kevin, vs West Virginia (Aug 30, 2014) |
| | | K. Benson, vs Western Carolina (Nov 22, 2014) |
| Yards Receiving | 206 | Sammie Coates, vs Auburn (Nov 29, 2014) |
| TD Receptions | 2 | S. Robinson, vs Western Carolina (Nov 22, 2014) |
| | | Sammie Coates, vs Auburn (Nov 29, 2014) |
| Long Reception | 68 | Sammie Coates, vs Auburn (Nov 29, 2014) |
| Field Goals | 5 | Daniel Carlson, vs Auburn (Nov 29, 2014) |
| Long Field Goal | 46 | Gary Wunderlich, at Ole Miss (Oct 04, 2014) |
| Punts | 9 | Drew Wallace, vs Texas A&M (Oct 18, 2014) |
| | | Jamie Keehn, at LSU (Nov 08, 2014) |
| Punting Avg | 52.7 | Christy, K., vs Florida (Sep 20, 2014) |
| Long Punt | 66 | Christy, K., vs Florida (Sep 20, 2014) |
| Punts inside 20 | 4 | O'Toole, Nick, vs West Virginia (Aug 30, 2014) |
| | | Jamie Keehn, at LSU (Nov 08, 2014) |
| Long Punt Return | 23 | Fred Ross, vs Mississippi State (Nov 15, 2014) |
| Long Kickoff Return | 100 | Alford, Mario, vs West Virginia (Aug 30, 2014) |
| Tackles | 18 | Joseph, Karl, vs West Virginia (Aug 30, 2014) |
| Sacks | 2.0 | Lee, Darron, vs Ohio State (Jan 1, 2015) |
| Tackles For Loss | 3.0 | Trey Flowers, at Arkansas (Oct 11, 2014) |
| | | Lee, Darron, vs Ohio State (Jan 1, 2015) |
| Interceptions | 1 | Worley, Daryl, vs West Virginia (Aug 30, 2014) |
| | | Morrison, A., vs Florida (Sep 20, 2014) |
| | | Senquez Golson, at Ole Miss (Oct 04, 2014) |
| | | Trey Morgan, vs Western Carolina (Nov 22, 2014) |
| | | Jonathan Jones, vs Auburn (Nov 29, 2014) |
| | | J. Whitehead, vs Auburn (Nov 29, 2014) |
| | | Johnathan Ford, vs Auburn (Nov 29, 2014) |
| | | Bell, Vonn, vs Ohio State (Jan 1, 2015) |
| | | Powell, Tyvis, vs Ohio State (Jan 1, 2015) |
| | | Miller, Steve, vs Ohio State (Jan 1, 2015) |

OPPONENT TEAM GAME HIGHS

| | | |
|------------------|------|-------------------------------------|
| Rushes | 56 | at LSU (Nov 08, 2014) |
| Yards Rushing | 281 | vs Ohio State (Jan 1, 2015) |
| Yards Per Rush | 6.7 | vs Ohio State (Jan 1, 2015) |
| TD Rushes | 2 | vs Ohio State (Jan 1, 2015) |
| Pass attempts | 48 | vs Mississippi State (Nov 15, 2014) |
| Pass completions | 29 | vs West Virginia (Aug 30, 2014) |
| Yards Passing | 456 | vs Auburn (Nov 29, 2014) |
| Yards Per Pass | 10.6 | vs Auburn (Nov 29, 2014) |
| TD Passes | 3 | at Ole Miss (Oct 04, 2014) |
| | | vs Auburn (Nov 29, 2014) |
| Total Plays | 90 | vs Auburn (Nov 29, 2014) |
| Total Offense | 630 | vs Auburn (Nov 29, 2014) |
| Yards Per Play | 7.0 | vs Auburn (Nov 29, 2014) |
| Points | 44 | vs Auburn (Nov 29, 2014) |
| Sacks By | 3 | vs Ohio State (Jan 1, 2015) |
| First Downs | 28 | vs Auburn (Nov 29, 2014) |
| Penalties | 7 | vs Auburn (Nov 29, 2014) |
| Penalty Yards | 68 | vs Western Carolina (Nov 22, 2014) |
| Turnovers | 3 | vs Florida (Sep 20, 2014) |
| | | at Arkansas (Oct 11, 2014) |
| | | vs Mississippi State (Nov 15, 2014) |
| Interceptions By | 3 | vs Auburn (Nov 29, 2014) |
| | | vs Ohio State (Jan 1, 2015) |
| Punts | 9 | vs Texas A&M (Oct 18, 2014) |
| | | at LSU (Nov 08, 2014) |
| Punting Avg | 52.7 | vs Florida (Sep 20, 2014) |
| Long Punt | 66 | vs Florida (Sep 20, 2014) |
| Punts inside 20 | 4 | vs West Virginia (Aug 30, 2014) |
| | | at LSU (Nov 08, 2014) |
| Long Punt Return | 23 | vs Mississippi State (Nov 15, 2014) |

2014 STATISTICS

ALABAMA DRIVE CHARTS

WEST VIRGINIA

| Team | Qtr | Drive Started | | | Drive Ended | | | Consumed | |
|------|-----|---------------|-------|-----------|-------------|-------|--------------|----------|------|
| | | Spot | Time | Obtained | Spot | Time | How Lost | PI-Yds | TOP |
| UA | 1st | A25 | 10:58 | Kickoff | W30 | 08:18 | *FIELD GOAL | 7-45 | 2:40 |
| UA | 1st | A05 | 06:08 | Punt | W00 | 14:11 | *TOUCHDOWN | 14-95 | 6:57 |
| UA | 2nd | A25 | 11:58 | Kickoff | A31 | 10:28 | Punt | 3-6 | 1:30 |
| UA | 2nd | A12 | 08:17 | Punt | W00 | 01:57 | *TOUCHDOWN | 13-88 | 6:20 |
| UA | 2nd | A26 | 01:31 | Kickoff | W24 | 15:00 | *FIELD GOAL | 7-50 | 1:31 |
| UA | 3rd | A24 | 14:53 | Kickoff | W36 | 11:53 | Downs | 6-40 | 3:00 |
| UA | 3rd | A30 | 09:34 | Missed FG | W00 | 07:44 | *TOUCHDOWN | 6-70 | 1:50 |
| UA | 3rd | A26 | 04:54 | Kickoff | W10 | 01:27 | *FIELD GOAL | 9-64 | 3:27 |
| UA | 4th | A25 | 13:29 | Kickoff | A25 | 13:15 | Interception | 1-0 | 0:14 |
| UA | 4th | A12 | 12:23 | Punt | W28 | 08:07 | *FIELD GOAL | 11-60 | 4:16 |
| UA | 4th | A13 | 06:49 | Punt | A33 | 02:24 | Punt | 7-20 | 4:25 |
| UA | 4th | W46 | 01:05 | Downs | W45 | 00:00 | End of half | 2-1 | 1:05 |
| UA | 3rd | T47 | 05:18 | Punt | T00 | 03:43 | *TOUCHDOWN | 4-47 | 1:35 |
| UA | 4th | A19 | 14:06 | Punt | A19 | 11:59 | Punt | 5-0 | 2:07 |
| UA | 4th | A19 | 11:31 | Punt | A21 | 09:45 | Punt | 3-2 | 1:46 |
| UA | 4th | A10 | 08:10 | Punt | T49 | 04:18 | Punt | 7-41 | 3:52 |
| UA | 4th | A39 | 00:50 | Punt | A39 | 00:00 | End of half | 2-0 | 0:50 |

FLORIDA ATLANTIC

| Team | Qtr | Drive Started | | | Drive Ended | | | Consumed | |
|------|-----|---------------|-------|----------|-------------|-------|-------------|----------|------|
| | | Spot | Time | Obtained | Spot | Time | How Lost | PI-Yds | TOP |
| UA | 1st | A26 | 15:00 | Kickoff | F00 | 12:31 | *TOUCHDOWN | 7-74 | 2:29 |
| UA | 1st | A26 | 09:40 | Punt | F00 | 08:20 | *TOUCHDOWN | 3-74 | 1:20 |
| UA | 1st | A22 | 05:23 | Punt | F00 | 01:48 | *TOUCHDOWN | 8-78 | 3:35 |
| UA | 1st | F42 | 01:34 | Fumble | F05 | 12:31 | *FIELD GOAL | 9-37 | 4:03 |
| UA | 2nd | A13 | 10:15 | Punt | F00 | 06:23 | *TOUCHDOWN | 12-87 | 3:52 |
| UA | 2nd | A22 | 00:54 | Punt | F09 | 00:00 | End of half | 7-69 | 0:54 |
| UA | 3rd | A34 | 12:46 | Punt | F03 | 10:29 | Fumble | 6-63 | 2:17 |
| UA | 3rd | A29 | 06:31 | Downs | F00 | 02:19 | *TOUCHDOWN | 8-71 | 4:12 |
| UA | 3rd | A48 | 01:04 | Punt | F11 | 12:02 | *FIELD GOAL | 9-41 | 4:02 |
| UA | 4th | F10 | 09:39 | Punt | F04 | 07:53 | End of half | 3-6 | 1:46 |

SOUTHERN MISS

| Team | Qtr | Drive Started | | | Drive Ended | | | Consumed | |
|------|-----|---------------|-------|----------|-------------|-------|-------------|----------|------|
| | | Spot | Time | Obtained | Spot | Time | How Lost | PI-Yds | TOP |
| UA | 1st | A30 | 11:35 | Kickoff | S00 | 07:42 | *TOUCHDOWN | 7-70 | 3:53 |
| UA | 1st | A50 | 05:22 | Punt | S43 | 03:36 | Punt | 3-7 | 1:46 |
| UA | 1st | A20 | 01:39 | Punt | S00 | 09:32 | *TOUCHDOWN | 13-80 | 7:07 |
| UA | 2nd | S38 | 08:25 | Punt | S00 | 05:36 | *TOUCHDOWN | 6-38 | 2:49 |
| UA | 2nd | A29 | 00:00 | Punt | A29 | 02:50 | Fumble | 0-0 | 0:00 |
| UA | 2nd | A20 | 01:25 | Kickoff | A25 | 00:00 | End of half | 3-5 | 1:25 |
| UA | 3rd | A25 | 15:00 | Kickoff | S00 | 12:06 | *TOUCHDOWN | 8-75 | 2:54 |
| UA | 3rd | A32 | 08:15 | Kickoff | S00 | 05:12 | *TOUCHDOWN | 7-68 | 3:03 |
| UA | 3rd | A01 | 02:10 | Punt | S00 | 13:48 | *TOUCHDOWN | 8-99 | 3:22 |
| UA | 4th | A41 | 09:52 | Kickoff | S13 | 06:03 | *FIELD GOAL | 9-46 | 3:49 |
| UA | 4th | A31 | 04:50 | Punt | S00 | 00:16 | *TOUCHDOWN | 10-69 | 4:34 |

FLORIDA

| Team | Qtr | Drive Started | | | Drive Ended | | | Consumed | |
|------|-----|---------------|-------|--------------|-------------|-------|--------------|----------|------|
| | | Spot | Time | Obtained | Spot | Time | How Lost | PI-Yds | TOP |
| UA | 1st | A13 | 13:59 | Punt | F00 | 13:47 | *TOUCHDOWN | 1-87 | 0:12 |
| UA | 1st | A24 | 12:18 | Punt | A31 | 12:09 | Fumble | 1-7 | 0:09 |
| UA | 1st | A22 | 11:26 | Kickoff | A49 | 09:24 | Fumble | 4-27 | 2:02 |
| UA | 1st | A20 | 09:24 | Kickoff | F28 | 05:46 | Missed FG | 9-52 | 3:38 |
| UA | 1st | A21 | 04:23 | Punt | F00 | 04:12 | *TOUCHDOWN | 1-79 | 0:11 |
| UA | 1st | A13 | 01:07 | Interception | F38 | 13:12 | Fumble | 8-49 | 2:55 |
| UA | 2nd | A12 | 11:58 | Punt | A21 | 10:18 | Punt | 3-9 | 1:40 |
| UA | 2nd | A44 | 09:42 | Fumble | F00 | 07:19 | *TOUCHDOWN | 6-56 | 2:23 |
| UA | 2nd | A17 | 05:34 | Punt | A43 | 01:44 | Punt | 8-26 | 3:50 |
| UA | 3rd | A25 | 15:00 | Kickoff | A39 | 13:20 | Interception | 4-14 | 1:40 |
| UA | 3rd | A34 | 12:42 | Kickoff | F00 | 05:27 | *TOUCHDOWN | 16-66 | 7:15 |
| UA | 3rd | A20 | 03:28 | Punt | F00 | 00:21 | *TOUCHDOWN | 8-80 | 3:07 |
| UA | 4th | A40 | 13:52 | Interception | F00 | 10:10 | *TOUCHDOWN | 8-60 | 3:42 |
| UA | 4th | A50 | 08:34 | Downs | F08 | 03:00 | Downs | 9-42 | 5:34 |
| UA | 4th | A20 | 00:58 | Punt | A19 | 00:00 | End of half | 2--1 | 0:58 |

OLE MISS

| Team | Qtr | Drive Started | | | Drive Ended | | | Consumed | |
|------|-----|---------------|-------|-----------|-------------|-------|--------------|----------|------|
| | | Spot | Time | Obtained | Spot | Time | How Lost | PI-Yds | TOP |
| UA | 1st | A41 | 13:17 | Kickoff | O29 | 08:26 | Missed FG | 9-30 | 4:51 |
| UA | 1st | A20 | 03:47 | Missed FG | A43 | 02:07 | Punt | 4-23 | 1:40 |
| UA | 1st | A30 | 00:08 | Punt | A49 | 13:07 | Punt | 6-19 | 2:01 |
| UA | 2nd | A20 | 11:30 | Punt | A38 | 08:14 | Punt | 6-18 | 3:16 |
| UA | 2nd | A32 | 07:11 | Punt | O00 | 03:44 | *TOUCHDOWN | 12-68 | 3:27 |
| UA | 2nd | A20 | 01:44 | Punt | A18 | 00:51 | Punt | 3--2 | 0:53 |
| UA | 2nd | O13 | 00:42 | Fumble | O13 | 00:42 | *TOUCHDOWN | 0-0 | 0:00 |
| UA | 3rd | A25 | 15:00 | Kickoff | O34 | 08:35 | Missed FG | 14-41 | 6:25 |
| UA | 3rd | A14 | 07:20 | Kickoff | O27 | 03:54 | *FIELD GOAL | 7-59 | 3:26 |
| UA | 4th | A11 | 15:00 | Punt | O48 | 11:31 | Punt | 8-41 | 3:29 |
| UA | 4th | A01 | 08:00 | Punt | A05 | 06:24 | Punt | 3-4 | 1:36 |
| UA | 4th | A31 | 05:29 | Kickoff | A31 | 05:29 | Fumble | 0-0 | 0:00 |
| UA | 4th | A13 | 02:54 | Kickoff | O32 | 00:37 | Interception | 6-55 | 2:17 |

ARKANSAS

| Team | Qtr | Drive Started | | | Drive Ended | | | Consumed | |
|------|-----|---------------|-------|--------------|-------------|-------|-------------|----------|------|
| | | Spot | Time | Obtained | Spot | Time | How Lost | PI-Yds | TOP |
| UA | 1st | V34 | 00:00 | Punt | V31 | 13:27 | Fumble | 0--3 | 0:00 |
| UA | 1st | V20 | 11:16 | Fumble | V27 | 10:30 | Punt | 3-7 | 0:46 |
| UA | 1st | V35 | 03:40 | Downs | V35 | 02:21 | Punt | 3-0 | 1:19 |
| UA | 1st | V39 | 00:00 | Punt | V39 | 00:14 | Fumble | 0-0 | 0:00 |
| UA | 2nd | V20 | 14:09 | Punt | H13 | 09:48 | Missed FG | 8-67 | 4:21 |
| UA | 2nd | H23 | 09:37 | Fumble | H00 | 08:40 | *TOUCHDOWN | 3-23 | 0:57 |
| UA | 2nd | V28 | 03:47 | Kickoff | H37 | 00:43 | Punt | 7-35 | 3:04 |
| UA | 3rd | V27 | 15:00 | Kickoff | V28 | 12:35 | Punt | 3-1 | 2:25 |
| UA | 3rd | V11 | 06:55 | Punt | V15 | 05:45 | Punt | 3-4 | 1:10 |
| UA | 3rd | V35 | 04:43 | Kickoff | V44 | 03:05 | Punt | 3-9 | 1:38 |
| UA | 3rd | V44 | 00:36 | Punt | H00 | 12:36 | *TOUCHDOWN | 8-56 | 3:00 |
| UA | 4th | V48 | 10:50 | Punt | H43 | 09:37 | Downs | 4-9 | 1:13 |
| UA | 4th | V48 | 07:21 | Downs | H46 | 05:45 | Punt | 3-6 | 1:36 |
| UA | 4th | V43 | 05:09 | Punt | V47 | 02:50 | Punt | 3-4 | 2:19 |
| UA | 4th | V49 | 01:59 | Interception | H42 | 00:00 | End of half | 3-9 | 1:59 |

TEXAS A&M

| Team | Qtr | Drive Started | | | Drive Ended | | | Consumed | |
|------|-----|---------------|-------|--------------|-------------|-------|-------------|----------|-------|
| | | Spot | Time | Obtained | Spot | Time | How Lost | PI-Yds | TOP |
| UA | 1st | A25 | 15:00 | Kickoff | T04 | 11:07 | *FIELD GOAL | 10-71 | 3:53# |
| UA | 1st | A28 | 09:30 | Punt | T00 | 04:38 | *TOUCHDOWN | 11-72 | 4:52# |
| UA | 1st | A16 | 03:19 | Punt | T00 | 13:36 | *TOUCHDOWN | 10-84 | 4:43# |
| UA | 2nd | A36 | 11:51 | Punt | T00 | 11:06 | *TOUCHDOWN | 4-64 | 0:45 |
| UA | 2nd | A20 | 09:07 | Punt | T00 | 05:26 | *TOUCHDOWN | 11-80 | 3:41# |
| UA | 2nd | T24 | 04:15 | Punt | T00 | 04:10 | *TOUCHDOWN | 1-24 | 0:05 |
| UA | 2nd | A40 | 02:13 | Punt | T00 | 00:22 | *TOUCHDOWN | 5-60 | 1:51 |
| UA | 3rd | A43 | 13:00 | Punt | T00 | 11:47 | *TOUCHDOWN | 3-57 | 1:13 |
| UA | 3rd | A32 | 09:02 | Downs | A41 | 06:47 | Punt | 3-9 | 2:15 |
| UA | 3rd | A25 | 05:14 | Punt | A28 | 04:13 | Punt | 3-3 | 1:01 |
| UA | 3rd | A18 | 00:34 | Interception | A40 | 10:24 | Punt | 8-22 | 5:10 |
| UA | 4th | A43 | 08:57 | Punt | T00 | 04:16 | *TOUCHDOWN | 9-57 | 4:41# |
| UA | 4th | A23 | 02:44 | Downs | A28 | 00:23 | Punt | 3-5 | 2:21 |

TENNESSEE

| Team | Qtr | Drive Started | | | Drive Ended | | | Consumed | |
|------|-----|---------------|-------|--------------|-------------|-------|-------------|----------|------|
| | | Spot | Time | Obtained | Spot | Time | How Lost | PI-Yds | TOP |
| UA | 1st | A20 | 12:52 | Punt | T00 | 12:39 | *TOUCHDOWN | 1-80 | 0:13 |
| UA | 1st | A21 | 11:04 | Punt | T00 | 08:55 | *TOUCHDOWN | 7-79 | 2:09 |
| UA | 1st | A10 | 07:12 | Punt | T00 | 03:12 | *TOUCHDOWN | 9-90 | 4:00 |
| UA | 1st | A10 | 01:30 | Punt | A24 | 00:07 | Punt | 5-14 | 1:23 |
| UA | 2nd | T34 | 12:48 | Fumble | T00 | 12:03 | *TOUCHDOWN | 3-34 | 0:45 |
| UA | 2nd | A28 | 06:58 | Kickoff | A29 | 03:53 | Punt | 6-1 | 3:05 |
| UA | 3rd | A23 | 14:56 | Kickoff | A43 | 12:38 | Punt | 4-20 | 2:18 |
| UA | 3rd | A24 | 05:46 | Kickoff | T00 | 00:13 | *TOUCHDOWN | 13-76 | 5:33 |
| UA | 4th | A40 | 14:42 | Punt | T45 | 12:30 | Punt | 4-15 | 2:12 |
| UA | 4th | A30 | 11:49 | Interception | A23 | 11:45 | Fumble | 1--7 | 0:04 |
| UA | 4th | A21 | 09:37 | Kickoff | T01 | 02:29 | Fumble | 11-78 | 7:08 |
| UA | 4th | T32 | 00:16 | Downs | T35 | 00:00 | End of half | 1--3 | 0:16 |

ALABAMA DRIVE CHARTS

LSU

| Team | Qtr | Drive Started | | | Drive Ended | | | Consumed | |
|------|-----|---------------|-------|--------------|-------------|-------|-------------|----------|------|
| | | Spot | Time | Obtained | Spot | Time | How Lost | Pl-Yds | TOP |
| UA | 1st | A24 | 15:00 | Kickoff | L48 | 12:32 | Punt | 7-28 | 2:28 |
| UA | 1st | A25 | 09:21 | Punt | A33 | 08:35 | Punt | 3-8 | 0:46 |
| UA | 1st | A11 | 06:50 | Punt | A13 | 06:10 | Punt | 3-2 | 0:40 |
| UA | 1st | A25 | 02:01 | Kickoff | A25 | 00:41 | Punt | 3-0 | 1:20 |
| UA | 2nd | A20 | 14:46 | Punt | L10 | 08:59 | Missed FG | 17-70 | 5:47 |
| UA | 2nd | A49 | 07:27 | Punt | L00 | 05:40 | *TOUCHDOWN | 7-51 | 1:47 |
| UA | 2nd | A12 | 02:26 | Punt | A12 | 01:21 | Punt | 3-0 | 1:05 |
| UA | 2nd | L29 | 01:03 | Interception | L22 | 00:09 | *FIELD GOAL | 4-7 | 0:54 |
| UA | 3rd | A35 | 09:12 | Kickoff | A44 | 07:58 | Punt | 3-9 | 1:14 |
| UA | 3rd | A20 | 00:18 | Punt | A26 | 14:04 | Punt | 3-6 | 1:14 |
| UA | 4th | A10 | 06:57 | Punt | A28 | 05:10 | Punt | 5-18 | 1:47 |
| UA | 4th | A24 | 03:38 | Punt | A26 | 02:40 | Punt | 3-2 | 0:58 |
| UA | 4th | A01 | 01:56 | Punt | A06 | 01:13 | Fumble | 2-5 | 0:43 |
| UA | 4th | A35 | 00:50 | Kickoff | L10 | 00:03 | *FIELD GOAL | 9-55 | 0:47 |
| UA | OT | L25 | 15:00 | Possession | L00 | 15:00 | *TOUCHDOWN | 6-25 | 0:00 |
| UA | OT | A25 | 00:00 | Downs | A25 | 00:00 | | 0-0 | 0:00 |

MISSISSIPPI STATE

| Team | Qtr | Drive Started | | | Drive Ended | | | Consumed | |
|------|-----|---------------|-------|--------------|-------------|-------|-------------|----------|------|
| | | Spot | Time | Obtained | Spot | Time | How Lost | Pl-Yds | TOP |
| UA | 1st | A27 | 15:00 | Kickoff | A36 | 13:13 | Punt | 3-9 | 1:47 |
| UA | 1st | A22 | 10:16 | Punt | M38 | 08:02 | Punt | 5-40 | 2:14 |
| UA | 1st | A39 | 07:49 | Kickoff | M18 | 02:06 | *FIELD GOAL | 11-43 | 5:43 |
| UA | 1st | M47 | 00:35 | Punt | M45 | 14:44 | Punt | 3-2 | 0:51 |
| UA | 2nd | A22 | 12:07 | Interception | A29 | 10:43 | Punt | 3-7 | 1:24 |
| UA | 2nd | A39 | 09:36 | Punt | M00 | 07:45 | *TOUCHDOWN | 5-61 | 1:51 |
| UA | 2nd | A49 | 06:06 | Punt | M00 | 05:32 | *TOUCHDOWN | 2-51 | 0:34 |
| UA | 2nd | A33 | 00:00 | Kickoff | A33 | 00:00 | End of half | 0-0 | 0:00 |
| UA | 3rd | A31 | 12:06 | Kickoff | A39 | 10:58 | Punt | 3-8 | 1:08 |
| UA | 3rd | A44 | 10:03 | Punt | M20 | 06:12 | Missed FG | 8-36 | 3:51 |
| UA | 3rd | A20 | 01:44 | Interception | A15 | 01:10 | Punt | 3-5 | 0:34 |
| UA | 4th | A24 | 14:16 | Kickoff | M00 | 08:09 | *TOUCHDOWN | 15-76 | 6:07 |
| UA | 4th | A17 | 05:01 | Interception | A26 | 03:18 | Punt | 3-9 | 1:43 |
| UA | 4th | M39 | 00:15 | Kickoff | M41 | 00:00 | | 1-2 | 0:00 |

WESTERN CAROLINA

| Team | Qtr | Drive Started | | | Drive Ended | | | Consumed | |
|------|-----|---------------|-------|----------|-------------|-------|--------------|----------|------|
| | | Spot | Time | Obtained | Spot | Time | How Lost | Pl-Yds | TOP |
| UA | 1st | A48 | 11:57 | Kickoff | W00 | 07:51 | *TOUCHDOWN | 9-52 | 4:06 |
| UA | 1st | W34 | 06:25 | Punt | W03 | 04:08 | *FIELD GOAL | 6-31 | 2:17 |
| UA | 1st | W40 | 03:04 | Punt | W29 | 02:16 | Interception | 3-11 | 0:48 |
| UA | 1st | A37 | 00:46 | Punt | W00 | 12:31 | *TOUCHDOWN | 9-63 | 3:15 |
| UA | 2nd | A06 | 10:54 | Punt | A12 | 10:46 | Fumble | 1-6 | 0:08 |
| UA | 2nd | A31 | 10:41 | Kickoff | W00 | 06:44 | *TOUCHDOWN | 10-69 | 3:57 |
| UA | 2nd | A23 | 05:46 | Punt | W00 | 03:16 | *TOUCHDOWN | 7-77 | 2:30 |
| UA | 2nd | A43 | 01:54 | Punt | W00 | 00:48 | *TOUCHDOWN | 6-57 | 1:06 |
| UA | 3rd | A38 | 15:00 | Kickoff | W11 | 10:10 | *FIELD GOAL | 11-51 | 4:50 |
| UA | 3rd | A15 | 07:07 | Downs | W00 | 01:49 | *TOUCHDOWN | 9-85 | 5:18 |
| UA | 4th | A18 | 14:09 | Punt | W14 | 09:26 | Missed FG | 12-68 | 4:43 |
| UA | 4th | A41 | 05:03 | Punt | W12 | 00:00 | End of half | 8-47 | 5:03 |

AUBURN

| Team | Qtr | Drive Started | | | Drive Ended | | | Consumed | |
|------|-----|---------------|-------|--------------|-------------|-------|--------------|----------|------|
| | | Spot | Time | Obtained | Spot | Time | How Lost | Pl-Yds | TOP |
| UA | 1st | B35 | 14:53 | Fumble | B00 | 12:47 | *TOUCHDOWN | 5-35 | 2:06 |
| UA | 1st | A20 | 08:08 | Kickoff | B00 | 06:17 | *TOUCHDOWN | 5-80 | 1:51 |
| UA | 1st | A25 | 02:57 | Kickoff | A30 | 01:12 | Punt | 3-5 | 1:45 |
| UA | 2nd | A21 | 11:01 | Kickoff | A21 | 10:41 | Interception | 1-0 | 0:20 |
| UA | 2nd | A25 | 10:16 | Kickoff | A44 | 08:14 | Punt | 5-19 | 2:02 |
| UA | 2nd | A42 | 04:42 | Punt | B00 | 01:23 | *TOUCHDOWN | 7-58 | 3:19 |
| UA | 2nd | A25 | 00:54 | Kickoff | A36 | 00:37 | Interception | 2-11 | 0:17 |
| UA | 3rd | A38 | 15:00 | Kickoff | A41 | 14:10 | Interception | 2-3 | 0:50 |
| UA | 3rd | A25 | 11:02 | Kickoff | B00 | 08:01 | *TOUCHDOWN | 8-75 | 3:01 |
| UA | 3rd | A25 | 03:30 | Kickoff | B00 | 03:20 | *TOUCHDOWN | 1-75 | 0:10 |
| UA | 3rd | B31 | 01:40 | Interception | B00 | 14:33 | *TOUCHDOWN | 5-31 | 2:07 |
| UA | 4th | A28 | 12:54 | Punt | B00 | 08:05 | *TOUCHDOWN | 10-72 | 4:49 |
| UA | 4th | A08 | 06:55 | Downs | B00 | 03:46 | *TOUCHDOWN | 6-92 | 3:09 |
| UA | 4th | B41 | 00:20 | Kickoff | B43 | 00:00 | End of half | 1-2 | 0:20 |

MISSOURI

| Team | Qtr | Drive Started | | | Drive Ended | | | Consumed | |
|------|-----|---------------|-------|----------|-------------|-------|-------------|----------|------|
| | | Spot | Time | Obtained | Spot | Time | How Lost | Pl-Yds | TOP |
| UA | 1st | A32 | 15:00 | Kickoff | M00 | 11:24 | *TOUCHDOWN | 10-68 | 3:36 |
| UA | 1st | A44 | 10:50 | Punt | A37 | 08:31 | Punt | 3-7 | 2:19 |
| UA | 1st | A30 | 06:44 | Punt | A42 | 03:49 | Punt | 5-12 | 2:55 |
| UA | 1st | A39 | 01:41 | Punt | M26 | 13:18 | Missed FG | 9-35 | 3:23 |
| UA | 2nd | A42 | 11:58 | Punt | M00 | 11:48 | *TOUCHDOWN | 1-58 | 0:10 |
| UA | 2nd | A25 | 08:30 | Kickoff | M00 | 02:47 | *TOUCHDOWN | 14-75 | 5:43 |
| UA | 2nd | A09 | 01:29 | Punt | A20 | 00:00 | End of half | 3-11 | 1:29 |
| UA | 3rd | A20 | 10:54 | Kickoff | A47 | 08:02 | Punt | 6-27 | 2:52 |
| UA | 3rd | A36 | 04:29 | Kickoff | M00 | 14:55 | *TOUCHDOWN | 10-64 | 4:34 |
| UA | 4th | A10 | 12:15 | Punt | M00 | 07:38 | *TOUCHDOWN | 8-90 | 4:37 |
| UA | 4th | A38 | 06:24 | Fumble | M00 | 03:38 | *TOUCHDOWN | 5-62 | 2:46 |
| UA | 4th | A28 | 02:05 | Punt | A47 | 00:00 | End of half | 3-19 | 2:05 |

OHIO STATE

| Team | Qtr | Drive Started | | | Drive Ended | | | Consumed | |
|------|-----|---------------|-------|--------------|-------------|-------|--------------|----------|------|
| | | Spot | Time | Obtained | Spot | Time | How Lost | Pl-Yds | TOP |
| UA | 1st | A25 | 15:00 | Kickoff | A32 | 13:58 | Punt | 3-7 | 1:02 |
| UA | 1st | A12 | 11:28 | Kickoff | A17 | 10:02 | Punt | 3-5 | 1:26 |
| UA | 1st | O33 | 09:53 | Fumble | O00 | 09:25 | *TOUCHDOWN | 2-33 | 0:28 |
| UA | 1st | A21 | 05:11 | Kickoff | O00 | 02:06 | *TOUCHDOWN | 8-79 | 3:05 |
| UA | 2nd | A39 | 14:46 | Punt | A42 | 12:51 | Punt | 3-3 | 1:55 |
| UA | 2nd | O15 | 10:09 | Interception | O00 | 08:07 | *TOUCHDOWN | 5-15 | 2:02 |
| UA | 2nd | A10 | 02:51 | Kickoff | A18 | 01:32 | Punt | 3-8 | 1:19 |
| UA | 2nd | A29 | 00:06 | Kickoff | A28 | 00:00 | End of half | 1--1 | 0:06 |
| UA | 3rd | A19 | 12:40 | Kickoff | A30 | 10:38 | Punt | 4-11 | 2:02 |
| UA | 3rd | A01 | 06:31 | Punt | A36 | 03:21 | Interception | 6-35 | 3:10 |
| UA | 3rd | A16 | 03:16 | Kickoff | O00 | 01:01 | *TOUCHDOWN | 7-84 | 2:15 |
| UA | 4th | A26 | 14:10 | Punt | A47 | 11:17 | Punt | 6-21 | 2:53 |
| UA | 4th | O23 | 09:53 | Punt | O23 | 09:44 | Interception | 1-0 | 0:09 |
| UA | 4th | A45 | 08:46 | Punt | O43 | 05:24 | Punt | 5-12 | 3:22 |
| UA | 4th | A35 | 03:16 | Kickoff | O00 | 01:59 | *TOUCHDOWN | 6-65 | 1:17 |
| UA | 4th | A18 | 01:33 | Punt | O42 | 00:00 | Interception | 7-40 | 1:33 |

2014 STATISTICS

OPPONENT DRIVE CHARTS

WEST VIRGINIA

| Team | Qtr | Drive Started | | | Drive Ended | | | Consumed | |
|------|-----|---------------|-------|--------------|-------------|-------|-------------|----------|------|
| | | Spot | Time | Obtained | Spot | Time | How Lost | Pl-Yds | TOP |
| WVU | 1st | W18 | 15:00 | Kickoff | A03 | 10:58 | *FIELD GOAL | 14-79 | 4:02 |
| WVU | 1st | W27 | 08:12 | Kickoff | A43 | 06:08 | Punt | 6-30 | 2:04 |
| WVU | 2nd | W25 | 14:11 | Kickoff | A00 | 11:58 | *TOUCHDOWN | 9-75 | 2:13 |
| WVU | 2nd | W06 | 10:28 | Punt | W38 | 08:17 | Punt | 7-32 | 2:11 |
| WVU | 2nd | A00 | 01:43 | Kickoff | A00 | 01:43 | *TOUCHDOWN | 0-0 | 0:00 |
| WVU | 3rd | W36 | 11:53 | Downs | A30 | 09:34 | Missed FG | 8-34 | 2:19 |
| WVU | 3rd | W09 | 07:36 | Kickoff | A25 | 04:59 | *FIELD GOAL | 9-66 | 2:37 |
| WVU | 3rd | W25 | 01:27 | Kickoff | A24 | 13:37 | *FIELD GOAL | 9-51 | 2:50 |
| WVU | 4th | W49 | 13:15 | Interception | A46 | 12:23 | Punt | 3-5 | 0:52 |
| WVU | 4th | W25 | 08:07 | Kickoff | W28 | 06:49 | Punt | 3-3 | 1:18 |
| WVU | 4th | W28 | 02:24 | Punt | W46 | 01:05 | Downs | 5-18 | 1:19 |

FLORIDA ATLANTIC

| Team | Qtr | Drive Started | | | Drive Ended | | | Consumed | |
|------|-----|---------------|-------|----------|-------------|-------|----------|----------|------|
| | | Spot | Time | Obtained | Spot | Time | How Lost | Pl-Yds | TOP |
| FAU | 1st | F21 | 12:31 | Kickoff | A49 | 09:40 | Punt | 4-30 | 2:51 |
| FAU | 1st | F25 | 08:20 | Kickoff | F36 | 05:23 | Punt | 5-11 | 2:57 |
| FAU | 1st | F26 | 01:48 | Kickoff | F42 | 01:34 | Fumble | 1-16 | 0:14 |
| FAU | 2nd | F13 | 12:31 | Kickoff | F20 | 10:15 | Punt | 3-7 | 2:16 |
| FAU | 2nd | F20 | 06:23 | Kickoff | F45 | 00:54 | Punt | 11-25 | 5:29 |
| FAU | 3rd | F20 | 15:00 | Kickoff | F24 | 12:46 | Punt | 3-4 | 2:14 |
| FAU | 3rd | F03 | 10:29 | Fumble | A29 | 06:31 | Downs | 10-68 | 3:58 |
| FAU | 3rd | F25 | 02:19 | Kickoff | F17 | 01:04 | Punt | 3-8 | 1:15 |
| FAU | 4th | F22 | 12:02 | Kickoff | F20 | 09:39 | Punt | 3--2 | 2:23 |

SOUTHERN MISS

| Team | Qtr | Drive Started | | | Drive Ended | | | Consumed | |
|------|-----|---------------|-------|----------|-------------|-------|-------------|----------|------|
| | | Spot | Time | Obtained | Spot | Time | How Lost | Pl-Yds | TOP |
| USM | 1st | S25 | 15:00 | Kickoff | A16 | 11:35 | *FIELD GOAL | 10-59 | 3:25 |
| USM | 1st | S19 | 07:42 | Kickoff | S13 | 05:22 | Punt | 3--6 | 2:20 |
| USM | 1st | S10 | 03:36 | Punt | S48 | 01:39 | Punt | 4-38 | 1:57 |
| USM | 2nd | S08 | 09:32 | Kickoff | S16 | 08:25 | Punt | 3-8 | 1:07 |
| USM | 2nd | S30 | 05:36 | Kickoff | S23 | 02:50 | Punt | 3--7 | 2:46 |
| USM | 2nd | A29 | 02:50 | Fumble | A26 | 01:25 | *FIELD GOAL | 4-3 | 1:25 |
| USM | 3rd | S21 | 12:06 | Kickoff | A20 | 08:15 | *FIELD GOAL | 8-59 | 3:51 |
| USM | 3rd | S25 | 05:12 | Kickoff | A43 | 02:10 | Punt | 9-32 | 3:02 |
| USM | 4th | S25 | 13:48 | Kickoff | A13 | 09:50 | *FIELD GOAL | 11-62 | 3:58 |
| USM | 4th | S25 | 06:03 | Kickoff | S29 | 04:50 | Punt | 3-4 | 1:13 |
| USM | 4th | S21 | 00:16 | Kickoff | S24 | 00:00 | End of half | 1-3 | 0:16 |

FLORIDA

| Team | Qtr | Drive Started | | | Drive Ended | | | Consumed | |
|------|-----|---------------|-------|--------------|-------------|-------|--------------|----------|------|
| | | Spot | Time | Obtained | Spot | Time | How Lost | Pl-Yds | TOP |
| UF | 1st | F25 | 15:00 | Kickoff | F29 | 13:59 | Punt | 3-4 | 1:01 |
| UF | 1st | F23 | 13:47 | Kickoff | F35 | 12:18 | Punt | 5-12 | 1:29 |
| UF | 1st | A31 | 12:09 | Fumble | A00 | 11:26 | *TOUCHDOWN | 3-31 | 0:43 |
| UF | 1st | A49 | 09:24 | Fumble | A49 | 09:24 | *TOUCHDOWN | 0-0 | 0:00 |
| UF | 1st | F28 | 05:46 | Missed FG | F30 | 04:23 | Punt | 3-2 | 1:23 |
| UF | 1st | F36 | 04:12 | Kickoff | A39 | 01:07 | Interception | 7-25 | 3:05 |
| UF | 2nd | F38 | 13:12 | Fumble | A39 | 11:58 | Punt | 3-23 | 1:14 |
| UF | 2nd | F49 | 10:18 | Punt | A44 | 09:42 | Fumble | 2-7 | 0:36 |
| UF | 2nd | F14 | 07:19 | Kickoff | F29 | 05:34 | Punt | 5-15 | 1:45 |
| UF | 2nd | F20 | 01:44 | Punt | F28 | 00:00 | End of half | 3-8 | 1:44 |
| UF | 3rd | A16 | 13:20 | Interception | A00 | 12:42 | *TOUCHDOWN | 2-16 | 0:38 |
| UF | 3rd | F35 | 05:27 | Kickoff | F43 | 03:28 | Punt | 3-8 | 1:59 |
| UF | 3rd | F17 | 00:21 | Kickoff | F47 | 13:52 | Interception | 4-30 | 1:29 |
| UF | 4th | F20 | 10:10 | Kickoff | A49 | 08:34 | Downs | 7-31 | 1:36 |
| UF | 4th | F09 | 03:00 | Downs | F34 | 00:58 | Punt | 5-25 | 2:02 |

OLE MISS

| Team | Qtr | Drive Started | | | Drive Ended | | | Consumed | |
|------|-----|---------------|-------|--------------|-------------|-------|-------------|----------|------|
| | | Spot | Time | Obtained | Spot | Time | How Lost | Pl-Yds | TOP |
| OM | 1st | A39 | 15:00 | Kickoff | A29 | 13:17 | *FIELD GOAL | 5-10 | 1:43 |
| OM | 1st | O29 | 08:26 | Missed FG | A16 | 03:47 | Missed FG | 11-55 | 4:39 |
| OM | 1st | O20 | 02:07 | Punt | O20 | 00:08 | Punt | 3-0 | 1:59 |
| OM | 2nd | O18 | 13:07 | Punt | O33 | 11:30 | Punt | 4-15 | 1:37 |
| OM | 2nd | O13 | 08:14 | Punt | O31 | 07:11 | Punt | 4-18 | 1:03 |
| OM | 2nd | O43 | 03:44 | Kickoff | O45 | 01:44 | Punt | 3-2 | 2:00 |
| OM | 2nd | O18 | 00:51 | Punt | O13 | 00:42 | Fumble | 1--5 | 0:09 |
| OM | 2nd | O27 | 00:40 | Kickoff | O32 | 00:00 | End of half | 2-5 | 0:40 |
| OM | 3rd | O34 | 08:35 | Missed FG | A00 | 07:20 | *TOUCHDOWN | 4-66 | 1:15 |
| OM | 3rd | O20 | 03:54 | Kickoff | A48 | 00:00 | Punt | 9-32 | 3:54 |
| OM | 4th | O20 | 11:31 | Punt | O50 | 08:00 | Punt | 9-30 | 3:31 |
| OM | 4th | A44 | 06:24 | Punt | A00 | 05:29 | *TOUCHDOWN | 3-56 | 0:55 |
| OM | 4th | A31 | 05:29 | Fumble | A00 | 02:54 | *TOUCHDOWN | 5-31 | 2:35 |
| OM | 4th | O20 | 00:37 | Interception | O18 | 00:00 | End of half | 2--2 | 0:37 |

ARKANSAS

| Team | Qtr | Drive Started | | | Drive Ended | | | Consumed | |
|------|-----|---------------|-------|-----------|-------------|-------|--------------|----------|------|
| | | Spot | Time | Obtained | Spot | Time | How Lost | Pl-Yds | TOP |
| AR | 1st | H25 | 15:00 | Kickoff | H31 | 13:27 | Punt | 3-6 | 1:33 |
| AR | 1st | V31 | 13:27 | Fumble | V00 | 11:16 | Fumble | 5-31 | 2:11 |
| AR | 1st | H15 | 10:30 | Punt | V35 | 03:40 | Downs | 13-50 | 6:50 |
| AR | 1st | H15 | 02:21 | Punt | H25 | 00:14 | Punt | 5-10 | 2:07 |
| AR | 1st | V39 | 00:14 | Fumble | V38 | 14:09 | Punt | 3-1 | 1:05 |
| AR | 2nd | H20 | 09:48 | Missed FG | H26 | 09:37 | Fumble | 1-6 | 0:11 |
| AR | 2nd | H19 | 08:40 | Kickoff | V00 | 03:47 | *TOUCHDOWN | 10-81 | 4:53 |
| AR | 2nd | H07 | 00:43 | Punt | H22 | 00:00 | End of half | 5-20 | 0:43 |
| AR | 3rd | H12 | 12:35 | Punt | V35 | 06:55 | Punt | 12-48 | 5:40 |
| AR | 3rd | H43 | 05:45 | Punt | V00 | 04:43 | *TOUCHDOWN | 3-57 | 1:02 |
| AR | 3rd | H15 | 03:05 | Punt | H10 | 00:36 | Punt | 3--5 | 2:29 |
| AR | 4th | H15 | 12:36 | Kickoff | H20 | 10:50 | Punt | 3-5 | 1:46 |
| AR | 4th | H43 | 09:37 | Downs | V48 | 07:21 | Downs | 4-9 | 2:16 |
| AR | 4th | H12 | 05:45 | Punt | H19 | 05:09 | Punt | 3-7 | 0:36 |
| AR | 4th | H14 | 02:50 | Punt | H28 | 01:59 | Interception | 6-14 | 0:51 |

TEXAS A&M

| Team | Qtr | Drive Started | | | Drive Ended | | | Consumed | |
|------|-----|---------------|-------|----------|-------------|-------|--------------|----------|-------|
| | | Spot | Time | Obtained | Spot | Time | How Lost | Pl-Yds | TOP |
| TAMU | 1st | T25 | 11:07 | Kickoff | T28 | 09:30 | Punt | 3-3 | 1:37 |
| TAMU | 1st | T25 | 04:38 | Kickoff | T30 | 03:19 | Punt | 3-5 | 1:19 |
| TAMU | 2nd | T23 | 13:36 | Kickoff | T39 | 11:51 | Punt | 5-16 | 1:45 |
| TAMU | 2nd | T25 | 11:06 | Kickoff | T46 | 09:07 | Punt | 4-21 | 1:59 |
| TAMU | 2nd | T22 | 05:26 | Kickoff | T15 | 04:15 | Punt | 3--7 | 1:11 |
| TAMU | 2nd | T22 | 04:10 | Kickoff | T31 | 02:13 | Punt | 3-9 | 1:57 |
| TAMU | 2nd | T31 | 00:22 | Kickoff | T35 | 00:00 | End of half | 2-4 | 0:22 |
| TAMU | 3rd | T17 | 15:00 | Kickoff | T16 | 13:00 | Punt | 3--1 | 2:00 |
| TAMU | 3rd | T17 | 11:47 | Kickoff | A31 | 09:02 | Downs | 9-52 | 2:45 |
| TAMU | 3rd | T24 | 06:47 | Punt | T31 | 05:14 | Punt | 3-7 | 1:33 |
| TAMU | 3rd | T29 | 04:13 | Punt | A17 | 00:34 | Interception | 9-54 | 3:39# |
| TAMU | 4th | T04 | 10:24 | Punt | T09 | 08:57 | Punt | 3-5 | 1:27 |
| TAMU | 4th | A23 | 04:16 | Kickoff | A23 | 02:44 | Downs | 4-0 | 1:32 |
| TAMU | 4th | T24 | 00:23 | Punt | T28 | 00:00 | End of half | 1-4 | 0:23 |

TENNESSEE

| Team | Qtr | Drive Started | | | Drive Ended | | | Consumed | |
|------|-----|---------------|-------|----------|-------------|-------|--------------|----------|------|
| | | Spot | Time | Obtained | Spot | Time | How Lost | Pl-Yds | TOP |
| UT | 1st | T33 | 15:00 | Kickoff | A46 | 12:52 | Punt | 6-21 | 2:08 |
| UT | 1st | T25 | 12:39 | Kickoff | T34 | 11:04 | Punt | 3-9 | 1:35 |
| UT | 1st | T25 | 08:55 | Kickoff | T42 | 07:12 | Punt | 4-17 | 1:43 |
| UT | 1st | T23 | 03:07 | Kickoff | A46 | 01:30 | Punt | 5-31 | 1:37 |
| UT | 1st | T12 | 00:07 | Punt | T35 | 12:48 | Fumble | 5-23 | 2:19 |
| UT | 2nd | T16 | 11:57 | Kickoff | A00 | 07:03 | *TOUCHDOWN | 10-84 | 4:54 |
| UT | 2nd | T31 | 03:53 | Punt | A10 | 15:00 | *FIELD GOAL | 11-59 | 3:53 |
| UT | 3rd | T16 | 12:38 | Punt | A00 | 05:52 | *TOUCHDOWN | 15-84 | 6:46 |
| UT | 3rd | T25 | 00:13 | Kickoff | T26 | 14:42 | Punt | 3-1 | 0:31 |
| UT | 4th | T16 | 12:30 | Punt | T27 | 11:49 | Interception | 3-11 | 0:41 |
| UT | 4th | A23 | 11:45 | Fumble | A06 | 09:42 | *FIELD GOAL | 6-17 | 2:03 |
| UT | 4th | T01 | 02:29 | Fumble | T32 | 00:16 | Downs | 10-31 | 2:13 |

OPPONENT DRIVE CHARTS

LSU

| Team | Qtr | Drive Started | | | Drive Ended | | | Consumed | |
|------|-----|---------------|-------|------------|-------------|-------|--------------|----------|------|
| | | Spot | Time | Obtained | Spot | Time | How Lost | Pl-Yds | TOP |
| LS | 1st | L20 | 12:32 | Punt | L26 | 09:21 | Punt | 6-6 | 3:11 |
| LS | 1st | L25 | 08:35 | Punt | L49 | 06:50 | Punt | 5-24 | 1:45 |
| LS | 1st | A41 | 06:10 | Punt | A00 | 02:07 | *TOUCHDOWN | 7-41 | 4:03 |
| LS | 1st | L30 | 00:41 | Punt | L38 | 14:46 | Punt | 3-8 | 0:55 |
| LS | 2nd | L20 | 08:59 | Missed FG | L19 | 07:27 | Punt | 3--1 | 1:32 |
| LS | 2nd | L34 | 05:32 | Kickoff | A49 | 02:26 | Punt | 6-17 | 3:06 |
| LS | 2nd | L31 | 01:21 | Punt | L42 | 01:03 | Interception | 3-11 | 0:18 |
| LS | 2nd | L19 | 00:09 | Kickoff | L18 | 00:00 | End of half | 1--1 | 0:09 |
| LS | 3rd | L25 | 15:00 | Kickoff | A18 | 09:20 | *FIELD GOAL | 12-57 | 5:40 |
| LS | 3rd | L11 | 07:58 | Punt | A49 | 00:18 | Punt | 13-40 | 7:40 |
| LS | 4th | L08 | 14:04 | Punt | L48 | 06:57 | Punt | 11-40 | 7:07 |
| LS | 4th | L33 | 05:10 | Punt | L39 | 03:38 | Punt | 3-6 | 1:32 |
| LS | 4th | L35 | 02:40 | Punt | L42 | 01:56 | Punt | 3-7 | 0:44 |
| LS | 4th | A06 | 01:13 | Fumble | A22 | 00:50 | *FIELD GOAL | 4--16 | 0:23 |
| LS | 4th | L20 | 00:00 | Kickoff | L20 | 00:00 | End of half | 0-0 | 0:00 |
| LS | OT | A25 | 15:00 | Possession | A25 | 00:00 | Downs | 4-0 | 0:00 |

MISSISSIPPI STATE

| Team | Qtr | Drive Started | | | Drive Ended | | | Consumed | |
|------|-----|---------------|-------|-----------|-------------|-------|--------------|----------|------|
| | | Spot | Time | Obtained | Spot | Time | How Lost | Pl-Yds | TOP |
| MS | 1st | M16 | 13:13 | Punt | M43 | 10:16 | Punt | 8-27 | 2:57 |
| MS | 1st | M05 | 08:02 | Punt | M00 | 07:49 | *SAFETY | 2--5 | 0:13 |
| MS | 1st | M21 | 02:06 | Kickoff | M24 | 00:35 | Punt | 3-3 | 1:31 |
| MS | 2nd | M10 | 14:44 | Punt | A40 | 12:07 | Interception | 7-50 | 2:37 |
| MS | 2nd | M18 | 10:43 | Punt | M24 | 09:36 | Punt | 3-6 | 1:07 |
| MS | 2nd | M12 | 07:45 | Kickoff | M09 | 06:06 | Punt | 3--3 | 1:39 |
| MS | 2nd | M25 | 05:32 | Kickoff | A05 | 00:03 | *FIELD GOAL | 14-70 | 5:29 |
| MS | 3rd | M19 | 15:00 | Kickoff | A14 | 12:06 | *FIELD GOAL | 9-67 | 2:54 |
| MS | 3rd | M21 | 10:58 | Punt | M22 | 10:03 | Punt | 3-1 | 0:55 |
| MS | 3rd | M20 | 06:12 | Missed FG | A15 | 01:44 | Interception | 10-65 | 4:28 |
| MS | 3rd | A38 | 01:10 | Punt | A00 | 14:16 | *TOUCHDOWN | 5-38 | 1:54 |
| MS | 4th | M26 | 08:09 | Kickoff | A20 | 05:01 | Interception | 10-54 | 3:08 |
| MS | 4th | M28 | 03:18 | Punt | A00 | 00:15 | *TOUCHDOWN | 13-72 | 3:03 |

WESTERN CAROLINA

| Team | Qtr | Drive Started | | | Drive Ended | | | Consumed | |
|------|-----|---------------|-------|--------------|-------------|-------|-------------|----------|------|
| | | Spot | Time | Obtained | Spot | Time | How Lost | Pl-Yds | TOP |
| WCU | 1st | W25 | 15:00 | Kickoff | A00 | 11:57 | *TOUCHDOWN | 9-75 | 3:03 |
| WCU | 1st | W23 | 07:51 | Kickoff | W30 | 06:25 | Punt | 3-7 | 1:26 |
| WCU | 1st | W15 | 04:08 | Kickoff | W17 | 03:04 | Punt | 3-2 | 1:04 |
| WCU | 1st | W20 | 02:16 | Interception | W17 | 00:46 | Punt | 3--3 | 1:30 |
| WCU | 2nd | W25 | 12:31 | Kickoff | A36 | 10:54 | Punt | 5-39 | 1:37 |
| WCU | 2nd | A12 | 10:46 | Fumble | A00 | 10:41 | *TOUCHDOWN | 1-12 | 0:05 |
| WCU | 2nd | W25 | 06:44 | Kickoff | W25 | 05:46 | Punt | 3-0 | 0:58 |
| WCU | 2nd | W25 | 03:16 | Kickoff | W26 | 01:54 | Punt | 3-1 | 1:22 |
| WCU | 2nd | W20 | 00:48 | Kickoff | W26 | 00:00 | End of half | 2-6 | 0:48 |
| WCU | 3rd | W18 | 10:10 | Kickoff | A14 | 07:07 | Downs | 9-68 | 3:03 |
| WCU | 3rd | W35 | 01:49 | Kickoff | W31 | 14:09 | Punt | 5--4 | 2:40 |
| WCU | 4th | W20 | 09:26 | Missed FG | W32 | 05:03 | Punt | 6-12 | 4:23 |

AUBURN

| Team | Qtr | Drive Started | | | Drive Ended | | | Consumed | |
|------|-----|---------------|-------|--------------|-------------|-------|--------------|----------|------|
| | | Spot | Time | Obtained | Spot | Time | How Lost | Pl-Yds | TOP |
| AU | 1st | B44 | 15:00 | Kickoff | B35 | 14:53 | Fumble | 1--9 | 0:07 |
| AU | 1st | B25 | 12:47 | Kickoff | A03 | 08:08 | *FIELD GOAL | 12-72 | 4:39 |
| AU | 1st | B25 | 06:17 | Kickoff | A07 | 02:57 | *FIELD GOAL | 11-68 | 3:20 |
| AU | 1st | B20 | 01:12 | Punt | A07 | 11:01 | *FIELD GOAL | 14-73 | 5:11 |
| AU | 2nd | A32 | 10:41 | Interception | A00 | 10:16 | *TOUCHDOWN | 2-32 | 0:25 |
| AU | 2nd | B10 | 08:14 | Punt | B49 | 04:42 | Punt | 7-39 | 3:32 |
| AU | 2nd | B25 | 01:23 | Kickoff | A00 | 00:54 | *TOUCHDOWN | 2-75 | 0:29 |
| AU | 2nd | A41 | 00:37 | Interception | A03 | 15:00 | *FIELD GOAL | 3-38 | 0:37 |
| AU | 3rd | A39 | 14:10 | Interception | A00 | 11:02 | *TOUCHDOWN | 7-39 | 3:08 |
| AU | 3rd | B18 | 08:01 | Kickoff | A16 | 03:30 | *FIELD GOAL | 10-66 | 4:31 |
| AU | 3rd | B19 | 03:20 | Kickoff | B37 | 01:40 | Interception | 5-18 | 1:40 |
| AU | 4th | B26 | 14:33 | Kickoff | B23 | 12:54 | Punt | 3--3 | 1:39 |
| AU | 4th | B31 | 08:05 | Kickoff | A07 | 06:55 | Downs | 5-62 | 1:10 |
| AU | 4th | B35 | 03:46 | Kickoff | A00 | 00:20 | *TOUCHDOWN | 13-65 | 3:26 |

MISSOURI

| Team | Qtr | Drive Started | | | Drive Ended | | | Consumed | |
|------|-----|---------------|-------|-----------|-------------|-------|-------------|----------|------|
| | | Spot | Time | Obtained | Spot | Time | How Lost | Pl-Yds | TOP |
| MU | 1st | M19 | 11:19 | Kickoff | M19 | 10:50 | Punt | 3-0 | 0:29 |
| MU | 1st | M11 | 08:31 | Punt | M20 | 06:44 | Punt | 3-9 | 1:47 |
| MU | 1st | M13 | 03:49 | Punt | M20 | 01:41 | Punt | 6-7 | 2:08 |
| MU | 2nd | M26 | 13:18 | Missed FG | M32 | 11:58 | Punt | 3-6 | 1:20 |
| MU | 2nd | M27 | 11:42 | Kickoff | A15 | 08:30 | *FIELD GOAL | 9-58 | 3:12 |
| MU | 2nd | M25 | 02:47 | Kickoff | M48 | 01:29 | Punt | 4-23 | 1:18 |
| MU | 3rd | M25 | 15:00 | Kickoff | A00 | 11:00 | *TOUCHDOWN | 10-75 | 4:00 |
| MU | 3rd | M20 | 08:02 | Punt | A15 | 04:37 | *FIELD GOAL | 9-65 | 3:25 |
| MU | 4th | M28 | 14:48 | Kickoff | M45 | 12:15 | Punt | 6-17 | 2:33 |
| MU | 4th | M28 | 07:38 | Kickoff | A38 | 06:24 | Fumble | 3-34 | 1:14 |
| MU | 4th | M17 | 03:33 | Kickoff | M26 | 02:05 | Punt | 3-9 | 1:28 |

OHIO STATE

| Team | Qtr | Drive Started | | | Drive Ended | | | Consumed | |
|------|-----|---------------|-------|--------------|-------------|-------|--------------|----------|------|
| | | Spot | Time | Obtained | Spot | Time | How Lost | Pl-Yds | TOP |
| OSU | 1st | O15 | 13:58 | Punt | A05 | 11:32 | *FIELD GOAL | 10-80 | 2:26 |
| OSU | 1st | O20 | 10:02 | Punt | O37 | 09:53 | Fumble | 1-17 | 0:09 |
| OSU | 1st | O25 | 09:25 | Kickoff | A04 | 05:17 | *FIELD GOAL | 11-71 | 4:08 |
| OSU | 1st | O12 | 02:02 | Kickoff | O14 | 14:46 | Punt | 3-2 | 2:16 |
| OSU | 2nd | O05 | 12:51 | Punt | O31 | 10:09 | Interception | 7-26 | 2:42 |
| OSU | 2nd | O29 | 08:02 | Kickoff | A00 | 02:55 | *TOUCHDOWN | 12-71 | 5:07 |
| OSU | 2nd | O23 | 01:32 | Punt | A00 | 00:12 | *TOUCHDOWN | 6-77 | 1:20 |
| OSU | 3rd | O25 | 15:00 | Kickoff | A00 | 12:44 | *TOUCHDOWN | 6-75 | 2:16 |
| OSU | 3rd | O05 | 10:38 | Punt | O39 | 06:31 | Punt | 8-34 | 4:07 |
| OSU | 3rd | A00 | 03:21 | Interception | A00 | 03:21 | *TOUCHDOWN | 0-0 | 0:00 |
| OSU | 3rd | O25 | 01:01 | Kickoff | O27 | 14:10 | Punt | 3-2 | 1:51 |
| OSU | 4th | O09 | 11:17 | Punt | O02 | 09:53 | Punt | 3--7 | 1:24 |
| OSU | 4th | O08 | 09:44 | Interception | O04 | 08:46 | Punt | 3--4 | 0:58 |
| OSU | 4th | O05 | 05:24 | Punt | A00 | 03:24 | *TOUCHDOWN | 4-95 | 2:00 |
| OSU | 4th | O49 | 01:57 | Kickoff | O39 | 01:33 | Punt | 3--10 | 0:24 |
| OSU | 4th | O29 | 00:00 | Interception | O29 | 00:00 | End of half | 0-0 | 0:00 |

2014 STATISTICS

BY QUARTER STATS

3RD-DOWN CONVERSIONS

| Date | Opponent | Score | Overall | | 1st Qtr | | 2nd Qtr | | 3rd Qtr | | 4th Qtr | | OT Qtr | |
|----------|-------------------|---------|---------|-------|---------|--------|---------|-------|---------|--------|---------|--------|--------|--------|
| Aug. 30 | vs. West Virginia | W 33-23 | 9-15 | 60.0% | 3-4 | 75.0% | 4-5 | 80.0% | 0-2 | 0.0% | 2-4 | 50.0% | | |
| Sept. 6 | Florida Atlantic | W 41-0 | 6-12 | 50.0% | 3-3 | 100.0% | 2-4 | 50.0% | 1-2 | 50.0% | 0-3 | 0.0% | | |
| Sept. 13 | Southern Miss | W 52-12 | 7-11 | 63.6% | 1-2 | 50.0% | 3-4 | 75.0% | 3-3 | 100.0% | 0-2 | 0.0% | | |
| Sept. 20 | Florida | W 42-21 | 12-16 | 75.0% | 2-3 | 66.7% | 3-5 | 60.0% | 6-6 | 100.0% | 1-2 | 50.0% | | |
| Oct. 4 | at Ole Miss | L 17-23 | 6-16 | 37.5% | 1-3 | 33.3% | 2-6 | 33.3% | 2-4 | 50.0% | 1-3 | 33.3% | | |
| Oct. 11 | at Arkansas | W 14-13 | 4-15 | 26.7% | 0-2 | 0.0% | 2-4 | 50.0% | 0-3 | 0.0% | 2-6 | 33.3% | | |
| Oct. 18 | Texas A&M | W 59-0 | 9-15 | 60.0% | 4-5 | 80.0% | 3-4 | 75.0% | 0-2 | 0.0% | 2-4 | 50.0% | | |
| Oct. 25 | at Tennessee | W 34-20 | 11-15 | 73.3% | 3-4 | 75.0% | 2-3 | 66.7% | 4-5 | 80.0% | 2-3 | 66.7% | | |
| Nov. 8 | at LSU | W 20-13 | 8-20 | 40.0% | 1-5 | 20.0% | 4-8 | 50.0% | 0-1 | 0.0% | 2-5 | 40.0% | 1-1 | 100.0% |
| Nov. 15 | Mississippi State | W 25-20 | 5-14 | 35.7% | 1-4 | 25.0% | 0-2 | 0.0% | 1-4 | 25.0% | 3-4 | 75.0% | | |
| Nov. 22 | Western Carolina | W 48-14 | 9-14 | 64.3% | 2-3 | 66.7% | 1-3 | 33.3% | 3-4 | 75.0% | 3-4 | 75.0% | | |
| Nov. 29 | Auburn | W 55-44 | 5-9 | 55.6% | 1-2 | 50.0% | 0-2 | 0.0% | 1-2 | 50.0% | 3-3 | 100.0% | | |
| Dec. 6 | vs. Missouri | W 42-13 | 9-13 | 69.2% | 1-3 | 33.3% | 4-5 | 80.0% | 2-3 | 66.7% | 2-2 | 100.0% | | |
| Jan. 1 | vs. Ohio State | L 35-42 | 2-13 | 15.4% | 1-3 | 33.3% | 0-3 | 0.0% | 0-2 | 0.0% | 1-5 | 20.0% | | |
| | Alabama | | 102-198 | 51.5% | 24-46 | 52.2% | 30-58 | 51.7% | 23-43 | 53.5% | 24-50 | 48.0% | 1-1 | 100.0% |
| | Opponents | | 82-217 | 37.8% | 18-57 | 31.6% | 22-55 | 40.0% | 28-53 | 52.8% | 14-51 | 27.5% | 0-1 | 0.0% |

4TH-DOWN CONVERSIONS

| Date | Opponent | Score | Overall | | 1st Qtr | | 2nd Qtr | | 3rd Qtr | | 4th Qtr | | OT Qtr | |
|----------|-------------------|---------|---------|--------|---------|-------|---------|--------|---------|--------|---------|--------|--------|------|
| Aug. 30 | vs. West Virginia | W 33-23 | 0-1 | 0.0% | 0-0 | 0.0% | 0-0 | 0.0% | 0-1 | 0.0% | 0-0 | 0.0% | | |
| Sept. 6 | Florida Atlantic | W 41-0 | 1-1 | 100.0% | 0-0 | 0.0% | 0-0 | 0.0% | 0-0 | 0.0% | 1-1 | 100.0% | | |
| Sept. 13 | Southern Miss | W 52-12 | 0-0 | 0.0% | 0-0 | 0.0% | 0-0 | 0.0% | 0-0 | 0.0% | 0-0 | 0.0% | | |
| Sept. 20 | Florida | W 42-21 | 0-1 | 0.0% | 0-0 | 0.0% | 0-0 | 0.0% | 0-0 | 0.0% | 0-1 | 0.0% | | |
| Oct. 4 | at Ole Miss | L 17-23 | 1-1 | 100.0% | 0-0 | 0.0% | 1-1 | 100.0% | 0-0 | 0.0% | 0-0 | 0.0% | | |
| Oct. 11 | at Arkansas | W 14-13 | 0-1 | 0.0% | 0-0 | 0.0% | 0-0 | 0.0% | 0-0 | 0.0% | 0-1 | 0.0% | | |
| Oct. 18 | Texas A&M | W 59-0 | 1-1 | 100.0% | 0-0 | 0.0% | 1-1 | 100.0% | 0-0 | 0.0% | 0-0 | 0.0% | | |
| Oct. 25 | at Tennessee | W 34-20 | 0-0 | 0.0% | 0-0 | 0.0% | 0-0 | 0.0% | 0-0 | 0.0% | 0-0 | 0.0% | | |
| Nov. 8 | at LSU | W 20-13 | 1-1 | 100.0% | 0-0 | 0.0% | 1-1 | 100.0% | 0-0 | 0.0% | 0-0 | 0.0% | 0-0 | 0.0% |
| Nov. 15 | Mississippi State | W 25-20 | 0-0 | 0.0% | 0-0 | 0.0% | 0-0 | 0.0% | 0-0 | 0.0% | 0-0 | 0.0% | | |
| Nov. 22 | Western Carolina | W 48-14 | 2-2 | 100.0% | 0-0 | 0.0% | 2-2 | 100.0% | 0-0 | 0.0% | 0-0 | 0.0% | | |
| Nov. 29 | Auburn | W 55-44 | 2-2 | 100.0% | 0-0 | 0.0% | 1-1 | 100.0% | 1-1 | 100.0% | 0-0 | 0.0% | | |
| Dec. 6 | vs. Missouri | W 42-13 | 0-0 | 0.0% | 0-0 | 0.0% | 0-0 | 0.0% | 0-0 | 0.0% | 0-0 | 0.0% | | |
| Jan. 1 | vs. Ohio State | L 35-42 | 2-2 | 100.0% | 0-0 | 0.0% | 1-1 | 100.0% | 0-0 | 0.0% | 1-1 | 100.0% | | |
| | Alabama | | 10-13 | 76.9% | 0-0 | 0.0% | 7-7 | 100.0% | 1-2 | 50.0% | 2-4 | 50.0% | 0-0 | 0.0% |
| | Opponents | | 7-18 | 38.9% | 1-2 | 50.0% | 1-1 | 100.0% | 2-5 | 40.0% | 3-9 | 33.3% | 0-1 | 0.0% |

TIME OF POSSESSION

| Date | Opponent | Score | Overall | 1st Qtr | 2nd Qtr | 3rd Qtr | 4th Qtr | OT Qtr |
|----------|-------------------|---------|---------|---------|---------|---------|---------|--------|
| Aug. 30 | vs. West Virginia | W 33-23 | 37:47 | 8:48 | 10:22 | 8:29 | 10:08 | |
| Sept. 6 | Florida Atlantic | W 41-0 | 28:30 | 8:58 | 7:15 | 7:33 | 4:44 | |
| Sept. 13 | Southern Miss | W 52-12 | 34:40 | 7:18 | 9:42 | 8:07 | 9:33 | |
| Sept. 20 | Florida | W 42-21 | 39:16 | 7:19 | 9:41 | 12:02 | 10:14 | |
| Oct. 4 | at Ole Miss | L 17-23 | 33:21 | 6:39 | 9:29 | 9:51 | 7:22 | |
| Oct. 11 | at Arkansas | W 14-13 | 25:47 | 2:05 | 8:22 | 5:49 | 9:31 | |
| Oct. 18 | Texas A&M | W 59-0 | 36:31 | 12:04 | 7:46 | 5:03 | 11:38 | |
| Oct. 25 | at Tennessee | W 34-20 | 29:26 | 7:45 | 3:55 | 8:01 | 9:45 | |
| Nov. 8 | at LSU | W 20-13 | 21:44 | 5:20 | 9:33 | 1:40 | 5:11 | 0:00 |
| Nov. 15 | Mississippi State | W 25-20 | 27:50 | 10:19 | 4:08 | 5:33 | 7:50 | |
| Nov. 22 | Western Carolina | W 48-14 | 38:01 | 7:57 | 10:10 | 10:08 | 9:46 | |
| Nov. 29 | Auburn | W 55-44 | 26:06 | 5:42 | 5:58 | 5:41 | 8:45 | |
| Dec. 6 | vs. Missouri | W 42-13 | 36:43 | 10:31 | 9:04 | 7:35 | 9:33 | |
| Jan. 1 | vs. Ohio State | L 35-42 | 28:41 | 6:11 | 5:32 | 7:36 | 9:22 | |
| | Alabama | Total | 444:23 | 106:56 | 110:57 | 103:08 | 123:22 | 0:00 |
| | | Avg. | 31:44 | 7:38 | 7:55 | 7:22 | 8:48 | 0:00 |
| | Opponents | Total | 387:29 | 103:04 | 99:03 | 106:52 | 78:30 | 0:00 |
| | | Avg. | 27:40 | 7:21 | 7:04 | 7:38 | 5:36 | 0:00 |

ALABAMA'S 20-PLUS YARD PLAYS

20-YARD PLUS PLAYS

| Yards | Type | Player(s) | Opponent |
|-------|------|---------------------------------|-------------------|
| *87 | Pass | Kenyan Drake from Blake Sims | Florida |
| *80 | Pass | Amari Cooper from Blake Sims | Tennessee |
| *79 | Pass | Amari Cooper from Blake Sims | Florida |
| *75 | Pass | Amari Cooper from Blake Sims | Auburn |
| 70 | PR | Cyrus Jones | FAU |
| *58 | Pass | DeAndrew White from Blake Sims | Missouri |
| 53 | Pass | O.J. Howard from Blake Sims | Ole Miss |
| *52 | Pass | Amari Cooper from Blake Sims | FAU |
| 52 | Pass | Derrick Henry from Blake Sims | Ohio State |
| 51 | Pass | DeAndrew White from Blake Sims | Ohio State |
| 50 | Pass | Amari Cooper from Blake Sims | Mississippi State |
| 49 | Rush | Derrick Henry | Auburn |
| 47 | Pass | O.J. Howard from Blake Sims | Arkansas |
| 47 | PR | Christion Jones | Texas A&M |
| 45 | Rush | Derrick Henry | Missouri |
| *45 | Pass | Amari Cooper from Blake Sims | Texas A&M |
| *43 | Rush | Blake Sims | Texas A&M |
| 43 | Pass | Amari Cooper from Jake Coker | FAU |
| 41 | Pass | Christion Jones from Blake Sims | FAU |
| *41 | Pass | Derrick Henry from Blake Sims | Texas A&M |
| *41 | Pass | Amari Cooper from Blake Sims | Tennessee |
| 40 | Pass | A. Stewart from Jake Coker | FAU |
| *39 | Pass | Kenyan Drake from Blake Sims | FAU |
| *39 | Pass | Amari Cooper from Blake Sims | Auburn |
| 38 | KR | Christion Jones | Ole Miss |
| 38 | Pass | DeAndrew White from Blake Sims | West Virginia |
| 37 | KR | Christion Jones | Auburn |
| 37 | KR | Christion Jones | Southern Miss |
| 37 | Pass | Amari Cooper from Blake Sims | Florida |
| 37 | Pass | T.J. Yeldon from Blake Sims | Florida |
| 36 | KR | Christion Jones | Missouri |
| 35 | Pass | Jalston Fowler from Blake Sims | Mississippi State |
| 34 | KR | Christion Jones | Ohio State |
| 34 | KR | Christion Jones | LSU |
| 32 | INT | Cyrus Jones | Ohio State |
| 32 | Pass | DeAndrew White from Blake Sims | Missouri |
| 31 | Rush | T.J. Yeldon | Texas A&M |
| 30 | KR | Landon Collins | Western Carolina |
| 30 | Pass | Amari Cooper from Blake Sims | Tennessee |
| 30 | Pass | Amari Cooper from Blake Sims | Ole Miss |
| 30 | KR | Christion Jones | Southern Miss |
| 29 | PR | Christion Jones | Auburn |
| 29 | Pass | Derrick Henry from Blake Sims | Florida |
| 29 | KR | Christion Jones | Missouri |
| *29 | Rush | Kenyan Drake | Southern Miss |
| *28 | Rush | Derrick Henry | Tennessee |
| *28 | Rush | Blake Sims | Tennessee |
| 28 | KR | Christion Jones | Florida |
| 27 | Pass | Amari Cooper from Blake Sims | Southern Miss |
| 27 | Pass | Amari Cooper from Blake Sims | Western Carolina |
| *26 | Rush | Derrick Henry | Missouri |
| 26 | KR | Christion Jones | FAU |
| 26 | Pass | O.J. Howard from Blake Sims | Western Carolina |
| 26 | KR | Christion Jones | Arkansas |
| 26 | Pass | Chris Black from Jake Coker | Western Carolina |
| 26 | KR | Christion Jones | Mississippi State |
| 26 | KR | Christion Jones | West Virginia |
| 26 | Pass | Amari Cooper from Blake Sims | Florida |
| 26 | Rush | T.J. Yeldon | West Virginia |
| *25 | Rush | Derrick Henry | Auburn |
| 25 | Pass | Chris Black from Blake Sims | Western Carolina |
| 25 | Rush | T.J. Yeldon | Auburn |
| 25 | Pass | Chris Black from Jake Coker | Western Carolina |
| 25 | KR | Christion Jones | LSU |
| 25 | Rush | Derrick Henry | Florida |
| 25 | KR | Christion Jones | West Virginia |
| *25 | Rush | Derrick Henry | Ohio State |
| 25 | Rush | T.J. Yeldon | Texas A&M |
| *24 | Pass | Amari Cooper from Blake Sims | Texas A&M |
| 24 | KR | Christion Jones | West Virginia |
| 24 | KR | Christion Jones | Mississippi State |
| 24 | KR | Christion Jones | LSU |
| 24 | Rush | Blake Sims | Florida |
| 24 | Pass | Amari Cooper from Blake Sims | West Virginia |
| 24 | KR | Christion Jones | West Virginia |

* touchdown scored on play

LONG PLAYS BY THE NUMBERS

| Long Plays By Yards | No. | TD |
|---------------------|-----|----|
| 100+ | 0 | 0 |
| 90-99 | 0 | 0 |
| 80-89 | 2 | 2 |
| 70-79 | 3 | 2 |
| 60-69 | 0 | 0 |
| 50-59 | 6 | 2 |
| 40-49 | 11 | 4 |
| 30-39 | 19 | 2 |
| 20-29 | 80 | 11 |

| Long Plays By Type | No. | TD |
|--------------------|-----|----|
| Rushing | 26 | 8 |
| Passing | 55 | 15 |
| Punt returns | 4 | 0 |
| Kick returns | 34 | 0 |
| Interceptions | 2 | 0 |
| Fumble returns | 0 | 0 |
| Other | 0 | 0 |
| TOTAL | 121 | 23 |

20-YARD PLUS BY PLAYER

| Player | No. | TD | R | P | KR | PR | IR | FR |
|------------------|-----|----|----|----|----|----|----|----|
| Christion Jones | 38 | 0 | 0 | 5 | 30 | 3 | 0 | 0 |
| Amari Cooper | 27 | 10 | 1 | 26 | 0 | 0 | 0 | 0 |
| Derrick Henry | 13 | 6 | 10 | 3 | 0 | 0 | 0 | 0 |
| T.J. Yeldon | 7 | 1 | 5 | 2 | 0 | 0 | 0 | 0 |
| Blake Sims | 5 | 2 | 5 | 0 | 0 | 0 | 0 | 0 |
| DeAndrew White | 5 | 1 | 0 | 5 | 0 | 0 | 0 | 0 |
| Cyrus Jones | 5 | 0 | 0 | 0 | 3 | 1 | 1 | 0 |
| O.J. Howard | 5 | 0 | 0 | 5 | 0 | 0 | 0 | 0 |
| Kenyan Drake | 3 | 3 | 1 | 2 | 0 | 0 | 0 | 0 |
| Chris Black | 3 | 0 | 0 | 3 | 0 | 0 | 0 | 0 |
| Tyren Jones | 2 | 0 | 2 | 0 | 0 | 0 | 0 | 0 |
| Jalston Fowler | 2 | 0 | 1 | 1 | 0 | 0 | 0 | 0 |
| Nick Perry | 1 | 0 | 0 | 0 | 0 | 0 | 1 | 0 |
| Altee Tenpenny | 1 | 0 | 1 | 0 | 0 | 0 | 0 | 0 |
| Cam Sims | 1 | 0 | 0 | 1 | 0 | 0 | 0 | 0 |
| Brandon Greene | 1 | 0 | 0 | 1 | 0 | 0 | 0 | 0 |
| Landon Collins | 1 | 0 | 0 | 0 | 1 | 0 | 0 | 0 |
| ArDarius Stewart | 1 | 0 | 0 | 1 | 0 | 0 | 0 | 0 |
| TOTAL | 121 | 23 | 26 | 55 | 34 | 4 | 2 | 0 |

LONGEST PLAYS OF THE YEAR

Rushing

49 Derrick Henry vs Auburn (11/29/2014)

Rushing Touchdown

43 Blake Sims vs Texas A&M (10/18/2014)

Passing

87 Kenyan Drake from Blake Sims vs Florida (9/20/2014)

Passing Touchdown

87 Kenyan Drake from Blake Sims vs Florida (9/20/2014)

Punt Return

70 Cyrus Jones vs FAU (9/6/2014)

Kick Return

38 Christion Jones vs Ole Miss (10/4/2014)

Interception Return

32 Cyrus Jones vs Ohio State (1/1/2015)

Fumble Return

13 Cyrus Jones vs Ole Miss (10/4/2014)

Punt

73 JK Scott vs Ohio State (1/1/2015)

Field Goal

47 Adam Griffith vs West Virginia (8/30/2014)

2014 STATISTICS

SEASON/CAREER STATISTICS

OFFENSE

| RUSHING | SEASON STATISTICS | | | | | | | | | CAREER STATISTICS | | | | | | | | |
|-----------------|-------------------|-----|------|------|------|------|----|------|-------|-------------------|-----|------|------|------|------|----|------|-------|
| | GP | Att | Gain | Loss | Net | Avg | TD | Long | Avg/G | GP | Att | Gain | Loss | Net | Avg | TD | Long | Avg/G |
| Derrick Henry | 14 | 172 | 1025 | 35 | 990 | 5.8 | 11 | 49 | 70.7 | 26 | 207 | 1419 | 47 | 1372 | 6.6 | 14 | 80 | 52.8 |
| T.J. Yeldon | 13 | 194 | 1012 | 33 | 979 | 5.0 | 11 | 31 | 75.3 | 39 | 576 | 3422 | 100 | 3322 | 5.8 | 37 | 68 | 85.2 |
| Blake Sims | 14 | 83 | 479 | 129 | 350 | 4.2 | 7 | 43 | 25.0 | 37 | 150 | 876 | 171 | 705 | 4.7 | 9 | 45 | 19.1 |
| Tyren Jones | 11 | 36 | 233 | 9 | 224 | 6.2 | 2 | 22 | 20.4 | 11 | 36 | 233 | 9 | 224 | 6.2 | 2 | 22 | 20.4 |
| Altee Tenpenny | 13 | 26 | 139 | 3 | 136 | 5.2 | 0 | 23 | 10.5 | 26 | 48 | 228 | 10 | 218 | 4.5 | 1 | 23 | 8.4 |
| Kenyan Drake | 5 | 22 | 118 | 6 | 112 | 5.1 | 4 | 29 | 22.4 | 29 | 156 | 1103 | 16 | 1087 | 7.0 | 17 | 50 | 37.5 |
| Jalston Fowler | 14 | 12 | 69 | 0 | 69 | 5.8 | 0 | 20 | 4.9 | 53 | 113 | 755 | 17 | 738 | 6.5 | 5 | 69 | 13.9 |
| Amari Cooper | 14 | 5 | 38 | 15 | 23 | 4.6 | 0 | 20 | 1.6 | 40 | 6 | 66 | 15 | 51 | 8.5 | 0 | 28 | 1.3 |
| Buddy Pell | 1 | 2 | 15 | 0 | 15 | 7.5 | 0 | 8 | 15.0 | 1 | 2 | 15 | 0 | 15 | 7.5 | 0 | 8 | 15.0 |
| Jake Coker | 7 | 7 | 33 | 20 | 13 | 1.9 | 0 | 15 | 1.9 | 7 | 7 | 33 | 20 | 13 | 1.9 | 0 | 15 | 1.9 |
| DeAndrew White | 12 | 2 | 0 | 4 | -4 | -2.0 | 0 | 0 | -0.3 | 42 | 2 | 0 | 4 | -4 | -2.0 | 0 | 0 | -0.1 |
| Christian Jones | 14 | 1 | 0 | 4 | -4 | -4.0 | 0 | 0 | -0.3 | 53 | 5 | 40 | 4 | 36 | 7.2 | 0 | 20 | 0.7 |
| Team | 8 | 5 | 0 | 10 | -10 | -2.0 | 0 | 0 | -1.2 | | | | | | | | | |
| Total | 14 | 567 | 3161 | 268 | 2893 | 5.1 | 35 | 49 | 206.6 | | | | | | | | | |
| Opponents | 14 | 452 | 1823 | 390 | 1433 | 3.2 | 5 | 85 | 102.4 | | | | | | | | | |

| PASSING | SEASON STATISTICS | | | | | | | | | CAREER STATISTICS | | | | | | | | |
|------------|-------------------|--------|-------------|------|------|----|-----|-------|----|-------------------|-------------|------|------|----|-----|-------|--|--|
| | GP | Effic | Cmp-Att-Int | Pct | Yds | TD | Lng | Avg/G | GP | Effic | Att-Cmp-Int | Pct | Yds | TD | Lng | Avg/G | | |
| Blake Sims | 14 | 157.88 | 252-391-10 | 64.5 | 3487 | 28 | 87 | 249.1 | 37 | 155.21 | 275-430-10 | 64.0 | 3731 | 30 | 87 | 100.8 | | |
| Jake Coker | 7 | 144.16 | 38-59-0 | 64.4 | 403 | 4 | 43 | 57.6 | 7 | 144.16 | 38-59-0 | 64.4 | 403 | 4 | 43 | 57.6 | | |
| Team | 8 | 0.00 | 0-1-0 | 0.0 | 0 | 0 | 0 | 0.0 | | | | | | | | | | |
| Total | 14 | 155.73 | 290-451-10 | 64.3 | 3890 | 32 | 87 | 277.9 | | | | | | | | | | |
| Opponents | 14 | 116.54 | 268-493-11 | 54.4 | 3165 | 19 | 68 | 226.1 | | | | | | | | | | |

| RECEIVING | SEASON STATISTICS | | | | | | | | CAREER STATISTICS | | | | | | | |
|--------------------|-------------------|-----|------|------|----|------|-------|----|-------------------|------|------|----|------|-------|--|--|
| | GP | No. | Yds | Avg | TD | Long | Avg/G | GP | No. | Yds | Avg | TD | Long | Avg/G | | |
| Amari Cooper | 14 | 124 | 1727 | 13.9 | 16 | 80 | 123.4 | 40 | 228 | 3463 | 15.2 | 31 | 99 | 86.6 | | |
| DeAndrew White | 12 | 40 | 504 | 12.6 | 4 | 58 | 42.0 | 42 | 94 | 1294 | 13.8 | 12 | 67 | 30.8 | | |
| Christian Jones | 14 | 19 | 264 | 13.9 | 1 | 41 | 18.9 | 53 | 85 | 1030 | 12.1 | 7 | 41 | 19.4 | | |
| O.J. Howard | 14 | 17 | 260 | 15.3 | 0 | 53 | 18.6 | 27 | 31 | 529 | 17.1 | 2 | 53 | 19.6 | | |
| Chris Black | 11 | 15 | 188 | 12.5 | 0 | 26 | 17.1 | 19 | 23 | 267 | 11.6 | 2 | 26 | 14.1 | | |
| T.J. Yeldon | 13 | 15 | 180 | 12.0 | 1 | 37 | 13.8 | 39 | 46 | 494 | 10.7 | 2 | 37 | 12.7 | | |
| ArDarius Stewart | 13 | 12 | 149 | 12.4 | 0 | 40 | 11.5 | 13 | 12 | 149 | 12.4 | 0 | 40 | 11.5 | | |
| Jalston Fowler | 14 | 11 | 129 | 11.7 | 2 | 35 | 9.2 | 53 | 19 | 150 | 7.9 | 7 | 35 | 2.8 | | |
| Cam Sims | 12 | 7 | 62 | 8.9 | 1 | 22 | 5.2 | 12 | 7 | 62 | 8.9 | 1 | 22 | 5.2 | | |
| Robert Foster | 9 | 6 | 44 | 7.3 | 0 | 14 | 4.9 | 9 | 6 | 44 | 7.3 | 0 | 14 | 4.9 | | |
| Brian Vogler | 14 | 6 | 27 | 4.5 | 1 | 5 | 1.9 | 49 | 17 | 125 | 7.4 | 2 | 18 | 2.6 | | |
| Kenyan Drake | 5 | 5 | 159 | 31.8 | 2 | 87 | 31.8 | 29 | 17 | 294 | 17.3 | 3 | 87 | 10.1 | | |
| Derrick Henry | 14 | 5 | 133 | 26.6 | 2 | 52 | 9.5 | 26 | 6 | 194 | 32.3 | 3 | 61 | 7.5 | | |
| Michael Nysewander | 8 | 2 | 21 | 10.5 | 1 | 12 | 2.6 | 11 | 2 | 21 | 10.5 | 1 | 12 | 1.9 | | |
| Ty Flournoy-Smith | 4 | 2 | 18 | 9.0 | 1 | 14 | 4.5 | 4 | 2 | 18 | 9.0 | 1 | 14 | 4.5 | | |
| Malcolm Faciane | 7 | 2 | 2 | 1.0 | 0 | 3 | 0.3 | 15 | 2 | 2 | 1.0 | 0 | 3 | 0.1 | | |
| Brandon Greene | 11 | 1 | 24 | 24.0 | 0 | 24 | 2.2 | 24 | 1 | 24 | 24.0 | 0 | 24 | 1.0 | | |
| Tyren Jones | 11 | 1 | -1 | -1.0 | 0 | 0 | -0.1 | 11 | 1 | -1 | -1.0 | 0 | 0 | -0.1 | | |
| Total | 14 | 290 | 3890 | 13.4 | 32 | 87 | 277.9 | | | | | | | | | |
| Opponents | 14 | 268 | 3165 | 11.8 | 19 | 68 | 226.1 | | | | | | | | | |

| TOTAL OFFENSE | SEASON STATISTICS | | | | | | CAREER STATISTICS | | | | | |
|-----------------|-------------------|-------|------|------|-------|-------|-------------------|-------|------|------|-------|-------|
| | G | Plays | Rush | Pass | Total | Avg/G | G | Plays | Rush | Pass | Total | Avg/G |
| Blake Sims | 14 | 474 | 350 | 3487 | 3837 | 274.1 | 37 | 580 | 705 | 3731 | 4436 | 119.9 |
| Derrick Henry | 14 | 172 | 990 | 0 | 990 | 70.7 | 26 | 207 | 1372 | 0 | 1372 | 52.8 |
| T.J. Yeldon | 13 | 194 | 979 | 0 | 979 | 75.3 | 39 | 576 | 3322 | 0 | 3322 | 85.2 |
| Jake Coker | 7 | 66 | 13 | 403 | 416 | 59.4 | 7 | 66 | 13 | 403 | 416 | 59.4 |
| Tyren Jones | 11 | 36 | 224 | 0 | 224 | 20.4 | 11 | 36 | 224 | 0 | 224 | 20.4 |
| Altee Tenpenny | 13 | 26 | 136 | 0 | 136 | 10.5 | 26 | 48 | 218 | 0 | 218 | 8.4 |
| Kenyan Drake | 5 | 22 | 112 | 0 | 112 | 22.4 | 29 | 156 | 1087 | 0 | 1087 | 37.5 |
| Jalston Fowler | 14 | 12 | 69 | 0 | 69 | 4.9 | 53 | 113 | 738 | 0 | 738 | 13.9 |
| Amari Cooper | 14 | 5 | 23 | 0 | 23 | 1.6 | 40 | 6 | 51 | 0 | 51 | 1.3 |
| Buddy Pell | 1 | 2 | 15 | 0 | 15 | 15.0 | 1 | 2 | 15 | 0 | 15 | 15.0 |
| DeAndrew White | 12 | 2 | -4 | 0 | -4 | -0.3 | 42 | 2 | -4 | 0 | -4 | -0.1 |
| Christian Jones | 14 | 1 | -4 | 0 | -4 | -0.3 | 53 | 5 | 36 | 0 | 36 | 0.7 |
| Team | 8 | 6 | -10 | 0 | -10 | -1.2 | | | | | | |
| Total | 14 | 1018 | 2893 | 3890 | 6783 | 484.5 | | | | | | |
| Opponents | 14 | 945 | 1433 | 3165 | 4598 | 328.4 | | | | | | |

SEASON/CAREER STATISTICS

OFFENSE/SPECIAL TEAMS

| SCORING | SEASON STATISTICS | | | | | | | | | CAREER STATISTICS | | | | | | | | |
|--------------------|-------------------|-------|-------|------|-----|------|-----|-----|--------|-------------------|-------|-------|------|-----|------|-----|-----|--------|
| | TD | FGs | PATs | | | | DXP | Saf | Points | TD | FGs | PATs | | | | DXP | Saf | Points |
| | | | Kick | Rush | Rcv | Pass | | | | | | Kick | Rush | Rcv | Pass | | | |
| Amari Cooper | 16 | 0-0 | 0-0 | 0-0 | 0 | 0-0 | 0 | 0 | 96 | 31 | 0-0 | 0-0 | 0-0 | 0 | 0-0 | 0 | 0 | 186 |
| Adam Griffith | 0 | 12-19 | 53-54 | 0-0 | 0 | 0-0 | 0 | 0 | 89 | 0 | 13-22 | 58-59 | 0-0 | 0 | 0-0 | 0 | 0 | 97 |
| Derrick Henry | 13 | 0-0 | 0-0 | 0-0 | 0 | 0-0 | 0 | 0 | 78 | 17 | 0-0 | 0-0 | 0-0 | 0 | 0-0 | 0 | 0 | 102 |
| T.J. Yeldon | 12 | 0-0 | 0-0 | 0-0 | 0 | 0-0 | 0 | 0 | 72 | 39 | 0-0 | 0-0 | 1-1 | 0 | 0-0 | 0 | 0 | 236 |
| Blake Sims | 7 | 0-0 | 0-0 | 0-1 | 0 | 1-2 | 0 | 0 | 42 | 9 | 0-0 | 0-0 | 0-1 | 0 | 1-2 | 0 | 0 | 54 |
| Kenyan Drake | 6 | 0-0 | 0-0 | 0-0 | 0 | 0-0 | 0 | 0 | 36 | 20 | 0-0 | 0-0 | 0-0 | 0 | 0-0 | 0 | 0 | 120 |
| DeAndrew White | 4 | 0-0 | 0-0 | 0-0 | 1 | 0-0 | 0 | 0 | 26 | 12 | 0-0 | 0-0 | 0-0 | 1 | 0-0 | 0 | 0 | 74 |
| Gunnar Raborn | 0 | 2-3 | 9-10 | 0-0 | 0 | 0-0 | 0 | 0 | 15 | 0 | 2-3 | 9-10 | 0-0 | 0 | 0-0 | 0 | 0 | 15 |
| Jalston Fowler | 2 | 0-0 | 0-0 | 0-0 | 0 | 0-0 | 0 | 0 | 12 | 12 | 0-0 | 0-0 | 0-0 | 0 | 0-0 | 0 | 0 | 72 |
| Tyren Jones | 2 | 0-0 | 0-0 | 0-0 | 0 | 0-0 | 0 | 0 | 12 | 2 | 0-0 | 0-0 | 0-0 | 0 | 0-0 | 0 | 0 | 12 |
| Ty Flournoy-Smith | 1 | 0-0 | 0-0 | 0-0 | 0 | 0-0 | 0 | 0 | 6 | 1 | 0-0 | 0-0 | 0-0 | 0 | 0-0 | 0 | 0 | 6 |
| Cyrus Jones | 1 | 0-0 | 0-0 | 0-0 | 0 | 0-0 | 0 | 0 | 6 | 1 | 0-0 | 0-0 | 0-0 | 0 | 0-0 | 0 | 0 | 6 |
| Brian Vogler | 1 | 0-0 | 0-0 | 0-0 | 0 | 0-0 | 0 | 0 | 6 | 2 | 0-0 | 0-0 | 0-0 | 0 | 0-0 | 0 | 0 | 12 |
| Cam Sims | 1 | 0-0 | 0-0 | 0-0 | 0 | 0-0 | 0 | 0 | 6 | 1 | 0-0 | 0-0 | 0-0 | 0 | 0-0 | 0 | 0 | 6 |
| Michael Nysewander | 1 | 0-0 | 0-0 | 0-0 | 0 | 0-0 | 0 | 0 | 6 | 1 | 0-0 | 0-0 | 0-0 | 0 | 0-0 | 0 | 0 | 6 |
| Christian Jones | 1 | 0-0 | 0-0 | 0-0 | 0 | 0-0 | 0 | 0 | 6 | 11 | 0-0 | 0-0 | 0-0 | 0 | 0-0 | 0 | 0 | 66 |
| Trey DePriest | 0 | 0-0 | 0-0 | 0-0 | 0 | 0-0 | 0 | 1 | 2 | 0 | 0-0 | 0-0 | 0-0 | 0 | 0-0 | 0 | 1 | 2 |
| JK Scott | 0 | 0-0 | 1-1 | 0-0 | 0 | 0-0 | 0 | 0 | 1 | 0 | 0-0 | 1-1 | 0-0 | 0 | 0-0 | 0 | 0 | 1 |
| Total | 68 | 14-22 | 63-65 | 0-1 | 1 | 1-2 | 0 | 1 | 517 | | | | | | | | | |
| Opponents | 27 | 23-25 | 23-25 | 1-1 | 1 | 1-1 | 0 | 0 | 258 | | | | | | | | | |

| PUNT RETURNS | SEASON STATISTICS | | | | | CAREER STATISTICS | | | | |
|-----------------|-------------------|-----|------|----|------|-------------------|-----|------|----|------|
| | No. | Yds | Avg | TD | Long | No. | Yds | Avg | TD | Long |
| Christian Jones | 19 | 152 | 8.0 | 0 | 47 | 66 | 719 | 10.9 | 2 | 75 |
| Cyrus Jones | 4 | 82 | 20.5 | 0 | 70 | 12 | 143 | 11.9 | 0 | 70 |
| Team | 1 | 0 | 0.0 | 0 | 0 | | | | | |
| Tyren Jones | 1 | 0 | 0.0 | 0 | 0 | 1 | 0 | 0.0 | 0 | 0 |
| Total | 25 | 234 | 9.4 | 0 | 70 | | | | | |
| Opponents | 12 | 83 | 6.9 | 0 | 23 | | | | | |

| KICK RETURNS | SEASON STATISTICS | | | | | CAREER STATISTICS | | | | |
|-----------------|-------------------|------|------|----|------|-------------------|------|------|----|------|
| | No. | Yds | Avg | TD | Long | No. | Yds | Avg | TD | Long |
| Christian Jones | 37 | 851 | 23.0 | 0 | 38 | 68 | 1727 | 25.4 | 2 | 99 |
| Cyrus Jones | 4 | 77 | 19.2 | 0 | 20 | 14 | 327 | 23.4 | 0 | 41 |
| Landon Collins | 3 | 55 | 18.3 | 0 | 30 | 3 | 55 | 18.3 | 0 | 30 |
| Xzavier Dickson | 2 | 7 | 3.5 | 0 | 7 | 4 | 30 | 7.5 | 0 | 14 |
| O.J. Howard | 2 | 10 | 5.0 | 0 | 5 | 2 | 10 | 5.0 | 0 | 5 |
| DeAndrew White | 1 | 1 | 1.0 | 0 | 1 | 5 | 81 | 16.2 | 0 | 24 |
| Ryan Anderson | 0 | 5 | 0.0 | 0 | 5 | 0 | 5 | 0.0 | 0 | 5 |
| Total | 49 | 1006 | 20.5 | 0 | 38 | | | | | |
| Opponents | 60 | 1291 | 21.5 | 1 | 100 | | | | | |

| INTERCEPTIONS | SEASON STATISTICS | | | | | CAREER STATISTICS | | | | |
|--------------------|-------------------|-----|------|----|------|-------------------|-----|------|----|------|
| | No. | Yds | Avg | TD | Long | No. | Yds | Avg | TD | Long |
| Cyrus Jones | 3 | 27 | 9.0 | 0 | 32 | 5 | 28 | 5.6 | 0 | 32 |
| Landon Collins | 3 | 14 | 4.7 | 0 | 12 | 5 | 103 | 20.6 | 1 | 89 |
| Nick Perry | 2 | 24 | 12.0 | 0 | 23 | 2 | 24 | 12.0 | 0 | 23 |
| Jabriel Washington | 1 | 0 | 0.0 | 0 | 0 | 1 | 0 | 0.0 | 0 | 0 |
| Eddie Jackson | 1 | 18 | 18.0 | 0 | 18 | 2 | 18 | 9.0 | 0 | 18 |
| Reggie Ragland | 1 | 1 | 1.0 | 0 | 1 | 1 | 1 | 1.0 | 0 | 1 |
| Total | 11 | 84 | 7.6 | 0 | 32 | | | | | |
| Opponents | 10 | 124 | 12.4 | 1 | 41 | | | | | |

| FUMBLE RETURNS | SEASON STATISTICS | | | | | CAREER STATISTICS | | | | |
|----------------|-------------------|-----|------|----|------|-------------------|-----|------|----|------|
| | No. | Yds | Avg | TD | Long | No. | Yds | Avg | TD | Long |
| Ryan Anderson | 1 | 3 | 3.0 | 0 | 3 | 1 | 3 | 3.0 | 0 | 3 |
| Landon Collins | 1 | 4 | 4.0 | 0 | 4 | 2 | 9 | 4.5 | 0 | 5 |
| Cyrus Jones | 1 | 17 | 17.0 | 1 | 17 | 1 | 17 | 17.0 | 1 | 17 |
| Eddie Jackson | 1 | 16 | 16.0 | 0 | 16 | 2 | 51 | 25.5 | 0 | 35 |
| Total | 4 | 40 | 10.0 | 1 | 17 | | | | | |
| Opponents | 2 | 76 | 38.0 | 1 | 49 | | | | | |

2014 STATISTICS

SEASON/CAREER STATISTICS

OFFENSE/SPECIAL TEAMS

| ALL PURPOSE | SEASON STATISTICS | | | | | | | | CAREER STATISTICS | | | | | | | |
|--------------------|-------------------|------|------|-----|------|-----|------|-------|-------------------|------|------|-----|------|-----|------|-------|
| | G | Rush | Rec | PR | KOR | IR | Tot | Avg/G | G | Rush | Rec | PR | KOR | IR | Tot | Avg/G |
| Amari Cooper | 14 | 23 | 1727 | 0 | 0 | 0 | 1750 | 125.0 | 40 | 51 | 3463 | 0 | 0 | 0 | 3514 | 87.8 |
| Christian Jones | 14 | -4 | 264 | 152 | 851 | 0 | 1263 | 90.2 | 53 | 36 | 1030 | 719 | 1727 | 0 | 3512 | 66.3 |
| T.J. Yeldon | 13 | 979 | 180 | 0 | 0 | 0 | 1159 | 89.2 | 39 | 3322 | 494 | 0 | 0 | 0 | 3816 | 97.8 |
| Derrick Henry | 14 | 990 | 133 | 0 | 0 | 0 | 1123 | 80.2 | 26 | 1372 | 194 | 0 | 0 | 0 | 1566 | 60.2 |
| DeAndrew White | 12 | -4 | 504 | 0 | 1 | 0 | 501 | 41.8 | 42 | -4 | 1294 | 34 | 81 | 0 | 1405 | 33.5 |
| Blake Sims | 14 | 350 | 0 | 0 | 0 | 0 | 350 | 25.0 | 37 | 705 | 18 | 0 | 0 | 0 | 723 | 19.5 |
| Kenyan Drake | 5 | 112 | 159 | 0 | 0 | 0 | 271 | 54.2 | 29 | 1087 | 294 | 19 | 0 | 0 | 1400 | 48.3 |
| O.J. Howard | 14 | 0 | 260 | 0 | 10 | 0 | 270 | 19.3 | 27 | 0 | 529 | 0 | 10 | 0 | 539 | 20.0 |
| Tyren Jones | 11 | 224 | -1 | 0 | 0 | 0 | 223 | 20.3 | 11 | 224 | -1 | 0 | 0 | 0 | 223 | 20.3 |
| Jalston Fowler | 14 | 69 | 129 | 0 | 0 | 0 | 198 | 14.1 | 53 | 738 | 150 | 0 | 0 | 0 | 888 | 16.8 |
| Chris Black | 11 | 0 | 188 | 0 | 0 | 0 | 188 | 17.1 | 19 | 31 | 267 | 0 | 0 | 0 | 298 | 15.7 |
| Cyrus Jones | 14 | 0 | 0 | 82 | 77 | 27 | 186 | 13.3 | 36 | 2 | 51 | 143 | 327 | 28 | 551 | 15.3 |
| ArDarius Stewart | 13 | 0 | 149 | 0 | 0 | 0 | 149 | 11.5 | 13 | 0 | 149 | 0 | 0 | 0 | 149 | 11.5 |
| Altee Tenpenny | 13 | 136 | 0 | 0 | 0 | 0 | 136 | 10.5 | 26 | 218 | 4 | 0 | 0 | 0 | 222 | 8.5 |
| Landon Collins | 14 | 0 | 0 | 0 | 55 | 14 | 69 | 4.9 | 41 | 0 | 0 | 13 | 55 | 103 | 171 | 4.2 |
| Cam Sims | 12 | 0 | 62 | 0 | 0 | 0 | 62 | 5.2 | 12 | 0 | 62 | 0 | 0 | 0 | 62 | 5.2 |
| Robert Foster | 9 | 0 | 44 | 0 | 0 | 0 | 44 | 4.9 | 9 | 0 | 44 | 0 | 0 | 0 | 44 | 4.9 |
| Brian Vogler | 14 | 0 | 27 | 0 | 0 | 0 | 27 | 1.9 | 49 | 0 | 125 | 0 | 7 | 0 | 132 | 2.7 |
| Brandon Greene | 11 | 0 | 24 | 0 | 0 | 0 | 24 | 2.2 | 24 | 0 | 24 | 0 | 0 | 0 | 24 | 1.0 |
| Nick Perry | 14 | 0 | 0 | 0 | 0 | 24 | 24 | 1.7 | 43 | 0 | 0 | 0 | 0 | 24 | 24 | 0.6 |
| Michael Nysewander | 8 | 0 | 21 | 0 | 0 | 0 | 21 | 2.6 | 11 | 0 | 21 | 0 | 0 | 0 | 21 | 1.9 |
| Eddie Jackson | 11 | 0 | 0 | 0 | 0 | 18 | 18 | 1.6 | 18 | 0 | 0 | 0 | 0 | 18 | 18 | 1.0 |
| Ty Flournoy-Smith | 4 | 0 | 18 | 0 | 0 | 0 | 18 | 4.5 | 4 | 0 | 18 | 0 | 0 | 0 | 18 | 4.5 |
| Buddy Pell | 1 | 15 | 0 | 0 | 0 | 0 | 15 | 15.0 | 1 | 15 | 0 | 0 | 0 | 0 | 15 | 15.0 |
| Jake Coker | 7 | 13 | 0 | 0 | 0 | 0 | 13 | 1.9 | 7 | 13 | 0 | 0 | 0 | 0 | 13 | 1.9 |
| Xzavier Dickson | 14 | 0 | 0 | 0 | 7 | 0 | 7 | 0.5 | 47 | 0 | 0 | 0 | 30 | 0 | 30 | 0.6 |
| Ryan Anderson | 14 | 0 | 0 | 0 | 5 | 0 | 5 | 0.4 | 27 | 0 | 0 | 0 | 5 | 0 | 5 | 0.2 |
| Malcolm Faciane | 7 | 0 | 2 | 0 | 0 | 0 | 2 | 0.3 | 15 | 0 | 2 | 0 | 0 | 0 | 2 | 0.1 |
| Reggie Ragland | 14 | 0 | 0 | 0 | 0 | 1 | 1 | 0.1 | 38 | 0 | 0 | 0 | 0 | 1 | 1 | 0.0 |
| Team | 8 | -10 | 0 | 0 | 0 | 0 | -10 | -1.2 | | | | | | | | |
| Total | 14 | 2893 | 3890 | 234 | 1006 | 84 | 8107 | 579.1 | | | | | | | | |
| Opponents | 14 | 1433 | 3165 | 83 | 1291 | 124 | 6096 | 435.4 | | | | | | | | |

| FIELD GOALS | Att | Good | Long | Blkd | | Att | Good | Long | Blkd | Pct. |
|---------------|-----|------|------|------|--|-----|------|------|------|------|
| Adam Griffith | 19 | 12 | 47 | 0 | | 22 | 13 | 47 | 0 | .545 |
| Gunnar Raborn | 3 | 2 | 28 | 0 | | 3 | 2 | 28 | 0 | .667 |
| Total | 22 | 14 | 47 | 0 | | | | | | |
| Opponents | 25 | 23 | 46 | 0 | | | | | | |

| PUNTING | No. | Yds | Avg | Long | TB | FC | I20 | Blkd | | No. | Yds | Avg | Long | TB | FC | I20 | Blkd |
|-----------|-----|------|------|------|----|----|-----|------|--|-----|------|------|------|----|----|-----|------|
| JK Scott | 55 | 2640 | 48.0 | 73 | 5 | 19 | 31 | 0 | | 55 | 2640 | 48.0 | 73 | 5 | 19 | 31 | 0 |
| Total | 55 | 2640 | 48.0 | 73 | 5 | 19 | 31 | 0 | | | | | | | | | |
| Opponents | 88 | 3790 | 43.1 | 66 | 9 | 22 | 24 | 0 | | | | | | | | | |

| KICKOFFS | No. | Yds | Avg | TB | OB | | No. | Yds | Avg | TB | OB |
|---------------|-----|------|------|----|----|--|-----|------|------|----|----|
| Adam Griffith | 69 | 4240 | 61.4 | 20 | 2 | | 83 | 5125 | 61.7 | 24 | 2 |
| JK Scott | 24 | 1501 | 62.5 | 8 | 1 | | 24 | 1501 | 62.5 | 8 | 1 |
| Total | 93 | 5741 | 61.7 | 28 | 3 | | | | | | |
| Opponents | 63 | 3685 | 58.5 | 12 | 1 | | | | | | |

SEASON/CAREER STATISTICS


DEFENSE

| DEFENSIVE LEADERS | SEASON STATISTICS | | | | | | | | | | | CAREER STATISTICS | | | | | | | | | | |
|--------------------|-------------------|------|-----|-------|----------|--------|--------|-----|----|----|-----|-------------------|------|-----|-------|---------|---------|-------|-----|----|----|-----|
| | GP | Solo | Ast | Total | TFL | Sacks | Int | PBU | FR | FF | Blk | GP | Solo | Ast | Total | TFL | Sacks | Int | PBU | FR | FF | Blk |
| Landon Collins | 14 | 60 | 43 | 103 | 4.5-15 | . | 3-14 | 7 | 2 | 1 | . | 41 | 120 | 70 | 190 | 8.5-22 | . | 5-103 | 13 | 4 | 3 | 1 |
| Reggie Ragland | 14 | 45 | 50 | 95 | 10.5-27 | 1.5-12 | 1-1 | 3 | 3 | 1 | . | 38 | 56 | 64 | 120 | 11.0-28 | 1.5-12 | 1-1 | 3 | 3 | 2 | . |
| Trey DePriest | 13 | 41 | 47 | 88 | 4.5-14 | . | . | 3 | . | 1 | . | 53 | 112 | 125 | 237 | 17.5-63 | 2.0-15 | 1-0 | 6 | 2 | 3 | . |
| Nick Perry | 14 | 51 | 29 | 80 | 4.5-18 | . | 2-24 | 5 | . | . | . | 43 | 71 | 50 | 121 | 6.5-25 | 1.0-7 | 2-24 | 9 | 1 | . | . |
| Geno Smith | 14 | 31 | 25 | 56 | 3.5-9 | . | . | 1 | . | 1 | . | 39 | 42 | 33 | 75 | 5.0-13 | . | . | 7 | . | 1 | . |
| Jarran Reed | 14 | 22 | 33 | 55 | 6.5-14 | 1.0-1 | . | 5 | . | . | . | 14 | 22 | 33 | 55 | 6.5-14 | 1.0-1 | . | 5 | . | . | . |
| A'Shawn Robinson | 14 | 16 | 33 | 49 | 6.5-11 | . | . | 3 | . | 1 | 1 | 27 | 31 | 56 | 87 | 14.5-51 | 5.5-34 | . | 3 | . | 1 | 2 |
| Cyrus Jones | 14 | 36 | 10 | 46 | 2.0-10 | . | 3-27 | 13 | 1 | 2 | . | 36 | 54 | 17 | 71 | 3.5-20 | 1.0-10 | 5-28 | 18 | 1 | 2 | . |
| Xzavier Dickson | 14 | 32 | 10 | 42 | 12.5-55 | 9.0-49 | . | 2 | . | . | . | 47 | 51 | 40 | 91 | 21.0-90 | 14.0-77 | . | 3 | . | 1 | . |
| Eddie Jackson | 11 | 32 | 9 | 41 | 2.0-12 | 1.0-11 | 1-18 | 6 | 1 | 2 | . | 18 | 48 | 12 | 60 | 3.0-15 | 1.0-11 | 2-18 | 8 | 3 | 2 | . |
| Jonathan Allen | 14 | 16 | 17 | 33 | 11.5-44 | 5.5-30 | . | 1 | . | . | 1 | 26 | 26 | 23 | 49 | 14.5-55 | 6.0-35 | . | 1 | . | 1 | 1 |
| Ryan Anderson | 14 | 11 | 14 | 25 | 8.0-37 | 3.0-28 | . | . | 1 | . | . | 27 | 13 | 17 | 30 | 9.5-41 | 4.5-32 | . | . | 1 | . | . |
| Dillon Lee | 14 | 10 | 14 | 24 | . | . | . | . | . | . | . | 35 | 18 | 23 | 41 | . | . | 1-0 | . | 1 | . | . |
| D.J. Pettway | 14 | 13 | 10 | 23 | 3.0-12 | 2.0-9 | . | 3 | . | . | . | 27 | 16 | 15 | 31 | 7.0-37 | 4.5-29 | . | 3 | . | . | . |
| Reuben Foster | 11 | 11 | 11 | 22 | 2.0-5 | 1.0-3 | . | . | . | . | . | 21 | 15 | 19 | 34 | 3.0-6 | 1.0-3 | . | . | . | . | . |
| Dalvin Tomlinson | 14 | 8 | 14 | 22 | 5.5-11 | 2.0-5 | . | . | . | . | . | 15 | 10 | 16 | 26 | 5.5-11 | 2.0-5 | . | . | . | . | . |
| Jabriel Washington | 13 | 11 | 6 | 17 | . | . | 1-0 | 2 | . | . | . | 29 | 11 | 9 | 20 | . | . | 1-0 | 2 | . | . | . |
| Rashaan Evans | 13 | 11 | 4 | 15 | 2.0-11 | 1.0-10 | . | . | . | . | . | 13 | 11 | 4 | 15 | 2.0-11 | 1.0-10 | . | . | . | . | . |
| Jarrick Williams | 11 | 8 | 6 | 14 | 0.5-0 | . | . | 2 | . | . | . | 33 | 36 | 24 | 60 | 2.5-10 | 1.0-9 | . | 4 | . | . | . |
| Brandon Ivory | 14 | 1 | 12 | 13 | 0.5-0 | . | . | . | . | . | . | 43 | 16 | 48 | 64 | 3.0-8 | . | . | 1 | 1 | . | . |
| Denzel Devall | 8 | 3 | 8 | 11 | 1.0-2 | . | . | . | . | . | . | 35 | 24 | 35 | 59 | 9.0-52 | 5.0-35 | . | 1 | 1 | 2 | . |
| Tony Brown | 13 | 7 | 3 | 10 | 1.0-6 | . | . | 1 | . | . | . | 13 | 7 | 3 | 10 | 1.0-6 | . | . | 1 | . | . | . |
| Maurice Smith | 14 | 7 | 3 | 10 | 0.5-2 | 0.5-2 | . | 1 | . | . | . | 26 | 12 | 11 | 23 | 1.0-4 | 0.5-2 | . | 4 | . | . | . |
| Bradley Sylve | 14 | 7 | 1 | 8 | . | . | . | 2 | . | . | . | 34 | 19 | 5 | 24 | . | . | . | 6 | . | . | . |
| Da'Shawn Hand | 9 | 4 | 3 | 7 | 2.0-10 | 2.0-10 | . | . | . | . | . | 9 | 4 | 3 | 7 | 2.0-10 | 2.0-10 | . | . | . | . | . |
| Darren Lake | 8 | 2 | 3 | 5 | . | . | . | . | . | . | . | 29 | 11 | 12 | 23 | 1.0-1 | . | . | . | . | . | . |
| Tim Williams | 12 | 2 | 3 | 5 | 1.5-24 | 1.5-24 | . | . | . | . | . | 19 | 4 | 4 | 8 | 2.5-33 | 1.5-24 | . | . | . | . | . |
| Christion Jones | 14 | 5 | . | 5 | . | . | . | . | . | . | . | 53 | 17 | 4 | 21 | . | . | . | . | . | . | 3 |
| Cole Mazza | 13 | 1 | 2 | 3 | . | . | . | . | . | . | . | 26 | 1 | 2 | 3 | . | . | . | . | . | . | . |
| Shaun Hamilton | 14 | . | 3 | 3 | . | . | . | . | . | . | . | 14 | . | 3 | 3 | . | . | . | . | . | . | . |
| Kenyan Drake | 5 | 3 | . | 3 | . | . | . | . | . | . | . | 29 | 6 | 2 | 8 | . | . | . | . | . | . | 1 |
| O.J. Howard | 14 | 3 | . | 3 | . | . | . | . | . | . | . | 27 | 5 | . | 5 | . | . | . | . | . | . | . |
| Altee Tenpenny | 13 | 2 | . | 2 | . | . | . | . | . | . | . | 26 | 4 | 3 | 7 | . | . | . | . | . | . | . |
| ArDarius Stewart | 13 | 1 | 1 | 2 | . | . | . | . | . | . | . | 13 | 1 | 1 | 2 | . | . | . | . | . | . | . |
| Hootie Jones | 7 | . | 2 | 2 | . | . | . | . | . | . | . | 7 | . | 2 | 2 | . | . | . | . | . | . | . |
| Jalston Fowler | 14 | 2 | . | 2 | . | . | . | . | . | . | . | 53 | 5 | . | 5 | . | . | . | . | . | . | . |
| Josh Dickerson | 2 | . | 1 | 1 | . | . | . | . | . | . | . | 2 | . | 1 | 1 | . | . | . | . | . | . | . |
| Dee Liner | 3 | 1 | . | 1 | . | . | . | . | . | . | . | 4 | 2 | 1 | 3 | . | . | . | . | . | . | . |
| Korren Kirven | 3 | . | 1 | 1 | . | . | . | . | . | . | . | 8 | 2 | 3 | 5 | . | . | . | . | . | . | . |
| Josh Frazier | 6 | 1 | . | 1 | 1.0-12 | 1.0-12 | . | . | . | . | . | 6 | 1 | . | 1 | 1.0-12 | 1.0-12 | . | . | . | . | . |
| Ryan Kelly | 12 | . | 1 | 1 | . | . | . | . | . | . | . | 31 | . | 1 | 1 | . | . | . | . | . | . | . |
| M. Nysewander | 8 | 1 | . | 1 | . | . | . | . | . | . | . | 11 | 1 | . | 1 | . | . | . | . | . | . | . |
| Cam Robinson | 14 | 1 | . | 1 | . | . | . | . | . | . | . | 14 | 1 | . | 1 | . | . | . | . | . | . | . |
| Arie Kouandjio | 14 | . | 1 | 1 | . | . | . | . | . | . | . | 38 | . | 1 | 1 | . | . | . | . | . | . | . |
| Robert Foster | 9 | 1 | . | 1 | . | . | . | . | . | . | . | 9 | 1 | . | 1 | . | . | . | . | . | . | . |
| Cam Sims | 12 | 1 | . | 1 | . | . | . | . | . | . | . | 12 | 1 | . | 1 | . | . | . | . | . | . | . |
| Leon Brown | 14 | 1 | . | 1 | . | . | . | . | . | . | . | 23 | 1 | . | 1 | . | . | . | . | . | . | . |
| Tyren Jones | 11 | . | 1 | 1 | . | . | . | . | . | . | . | 11 | . | 1 | 1 | . | . | . | . | . | . | . |
| Parker Barrineau | 10 | 1 | . | 1 | . | . | . | . | . | . | . | 17 | 1 | . | 1 | . | . | . | . | . | . | . |
| Derrick Henry | 14 | 1 | . | 1 | . | . | . | 1 | . | . | . | 26 | 3 | 1 | 4 | . | . | . | 1 | . | 1 | . |
| Adam Griffith | 13 | 1 | . | 1 | . | . | . | . | . | . | . | 21 | 2 | . | 2 | . | . | . | . | . | . | . |
| Team | 8 | . | . | . | . | . | . | . | 1 | . | . | . | . | . | . | . | . | . | . | . | . | . |
| Total | 14 | 525 | 434 | 959 | 97-361 | 32-206 | 11-84 | 61 | 9 | 9 | 2 | | | | | | | | | | | |
| Opponents | 14 | 602 | 448 | 1050 | 63.0-231 | 16-108 | 10-124 | 34 | 12 | 10 | 1 | | | | | | | | | | | |

STATISTICS

2014 STATISTICS

2014 RECAPS AND BOXSCORES

| | | |
|---|---------------------|----|
|  | WEST VIRGINIA (0-1) | 23 |
| | ALABAMA (1-0) | 33 |

SATURDAY, AUGUST 30 • GEORGIA DOME • ATLANTA
ATTENDANCE: 70,502 • TV: ABC/ESPN 2

ATLANTA — The Alabama football team compiled 538 total yards of offense, with the rushing attack accounting for 288 yards and three touchdowns to help propel the No. 2 ranked Crimson Tide to a 33-23 victory over the West Virginia Mountaineers to kick off the 2014 season in the Georgia Dome Saturday.

Junior T.J. Yeldon led the Tide rushing attack, collecting two touchdowns and 126 yards on 23 carries. Sophomore Derrick Henry contributed a touchdown and a career-high 113 yards to help seal the victory for Alabama. In the passing game, Amari Cooper caught a career-high 12 passes for 130 yards. Cooper recorded his eighth 100-plus yard performance of his career while recording 100+ yards for the third straight game (previous, 178 yards at Auburn and 121 yards vs. Oklahoma). Cooper's 12 catches put him one off the school record for catches in a game, set by DJ Hall against Tennessee in 2007.

| | 1 | 2 | 3 | 4 | Score |
|---------------|---|----|----|---|-------|
| West Virginia | 3 | 14 | 3 | 3 | 23 |
| Alabama | 3 | 17 | 10 | 3 | 33 |

SCORING SUMMARY

| | | | | |
|-----|-------|-----|---|----------------|
| 1st | 10:58 | WVU | Josh Lambert 20 yd field goal, 14-79 4:02 | WVU 3 - UA 0 |
| | 08:18 | UA | Adam Griffith 47 yd field goal, 7-45 2:40 | WVU 3 - UA 3 |
| 2nd | 14:11 | UA | T.J. Yeldon 15 yd run (Adam Griffith kick), 14-95 6:57 | WVU 3 - UA 10 |
| | 11:58 | WVU | Kevin White 19 yd pass from Clint Trickett (Josh Lambert kick), 9-75 2:13 | WVU 10 - UA 10 |
| | 01:57 | UA | T.J. Yeldon 1 yd run (Adam Griffith kick), 13-88 6:20 | WVU 10 - UA 17 |
| | 01:43 | WVU | Mario Alford 100 yd kickoff return (Josh Lambert kick) | WVU 17 - UA 17 |
| | 00:00 | UA | Adam Griffith 41 yd field goal, 7-50 1:31 | WVU 17 - UA 20 |
| 3rd | 07:44 | UA | Derrick Henry 19 yd run (Adam Griffith kick), 6-70 1:50 | WVU 17 - UA 27 |
| | 04:59 | WVU | Josh Lambert 42 yd field goal, 9-66 2:37 | WVU 20 - UA 27 |
| | 01:27 | UA | Adam Griffith 27 yd field goal, 9-64 3:27 | WVU 20 - UA 30 |
| 4th | 13:37 | WVU | Josh Lambert 41 yd field goal, 9-51 2:50 | WVU 23 - UA 30 |
| | 08:07 | UA | Adam Griffith 45 yd field goal, 11-60 4:16 | WVU 23 - UA 33 |

| | WVU | UA |
|----------------------------|---------|---------|
| FIRST DOWNS | 22 | 30 |
| RUSHES-YARDS (NET) | 24-28 | 49-288 |
| PASSING YDS (NET) | 365 | 250 |
| Passes Att-Comp-Int | 45-29-0 | 33-24-1 |
| TOTAL OFFENSE PLAYS-YARDS | 69-393 | 82-538 |
| Fumble Returns-Yards | 0-0 | 0-0 |
| Punt Returns-Yards | 1--1 | 1--1 |
| Kickoff Returns-Yards | 4-152 | 4-99 |
| Interception Returns-Yards | 1-4 | 0-0 |
| Punts (Number-Avg) | 4-43.8 | 2-50.5 |
| Fumbles-Lost | 1-0 | 0-0 |
| Penalties-Yards | 6-55 | 7-49 |
| Possession Time | 22:13 | 37:47 |
| Third-Down Conversions | 5 of 14 | 9 of 15 |
| Fourth-Down Conversions | 0 of 1 | 0 of 1 |
| Red-Zone Scores-Chances | 3-3 | 4-4 |
| Sacks By: Number-Yards | 0-0 | 3-25 |

RUSHING: West Virginia - Rushel Shell 10-38; Wendell Smallwood 5-9; Dreamius Smith 3-9; Dustin Garrison 1-2; Clint Trickett 4-minus 11; TEAM 1-minus 19. Alabama - T.J. Yeldon 23-126; Derrick Henry 17-113; Blake Sims 6-42; Kenyan Drake 3-7.

PASSING: West Virginia - Clint Trickett 29-45-0-365. Alabama - Blake Sims 24-33-1-250.

RECEIVING: West Virginia - Kevin White 9-143; Wendell Smallwood 6-73; Jordan Thompson 5-62; Mario Alford 5-54; Rushel Shell 2-19; Elijah Wellman 1-10; Shelton Gibson 1-4. Alabama - Amari Cooper 12-130; DeAndrew White 6-73; Christian Jones 3-31; Chris Black 1-8; Jalston Fowler 1-7; T.J. Yeldon 1-1.

INTERCEPTIONS: West Virginia - Daryl Worley 1-4. Alabama - None.

FUMBLES: West Virginia - TEAM 1-0. Alabama - None.

| | | |
|--|------------------------|----|
|  | FLORIDA ATLANTIC (0-2) | 0 |
| | ALABAMA (2-0) | 41 |

SATURDAY, SEPTEMBER 6 • BRYANT-DENNY STADIUM • TUSCALOOSA, ALA.
ATTENDANCE: 100,306 • TV: SEC NETWORK

TUSCALOOSA, Ala. — The No. 2 ranked Alabama football team beat Florida Atlantic, 41-0, in the Crimson Tide's home opener in Bryant-Denny Stadium. Alabama goes to 2-0 on the season, while FAU drops to 0-2. The game ended with 7:53 left on the clock in the fourth quarter by mutual agreement between the school's athletics directors due to inclement weather.

Senior Blake Sims and junior Jake Coker shared time at quarterback, with Sims getting the Tide's scoring started thanks to a seven-yard plunge up the middle for a touchdown. Both quarterbacks threw for over 200 yards. Junior wide receiver Amari Cooper had a career day with a school-record-tying 13 receptions to go with career-best 189 receiving yards and a touchdown.

| | 1 | 2 | 3 | 4 | Score |
|------------------|----|----|---|---|-------|
| Florida Atlantic | 0 | 0 | 0 | 0 | 0 |
| Alabama | 21 | 10 | 7 | 3 | 41 |

SCORING SUMMARY

| | | | | |
|-----|-------|----|---|---------------|
| 1st | 12:31 | UA | Blake Sims 7 yd run (Adam Griffith kick), 7-74 2:29 | FAU 0 - UA 7 |
| | 08:20 | UA | Amari Cooper 52 yd pass from Blake Sims (Adam Griffith kick), 3-74 1:20 | FAU 0 - UA 14 |
| | 01:48 | UA | Kenyan Drake 39 yd pass from Blake Sims (Adam Griffith kick), 8-78 3:35 | FAU 0 - UA 21 |
| 2nd | 12:31 | UA | Adam Griffith 22 yd field goal, 9-37 4:03 | FAU 0 - UA 24 |
| | 06:23 | UA | Jalston Fowler 3 yd pass from Jake Coker (Adam Griffith kick), 12-87 3:52 | FAU 0 - UA 31 |
| 3rd | 02:19 | UA | Kenyan Drake 3 yd run (Adam Griffith kick), 8-71 4:12 | FAU 0 - UA 38 |
| 4th | 12:02 | UA | Adam Griffith 28 yd field goal, 9-41 4:02 | FAU 0 - UA 41 |

| | FAU | UA |
|----------------------------|---------|---------|
| FIRST DOWNS | 9 | 27 |
| RUSHES-YARDS (NET) | 24-57 | 32-190 |
| PASSING YDS (NET) | 88 | 430 |
| Passes Att-Comp-Int | 19-12-0 | 38-27-0 |
| TOTAL OFFENSE PLAYS-YARDS | 43-145 | 70-620 |
| Fumble Returns-Yards | 0-0 | 0-0 |
| Punt Returns-Yards | 0-0 | 3-77 |
| Kickoff Returns-Yards | 6-118 | 1-26 |
| Interception Returns-Yards | 0-0 | 0-0 |
| Punts (Number-Avg) | 7-42.7 | 0-0.0 |
| Fumbles-Lost | 3-1 | 1-1 |
| Penalties-Yards | 3-23 | 6-60 |
| Possession Time | 23:37 | 28:30 |
| Third-Down Conversions | 2 of 10 | 6 of 12 |
| Fourth-Down Conversions | 0 of 1 | 1 of 1 |
| Red-Zone Scores-Chances | 0-0 | 5-8 |
| Sacks By: Number-Yards | 1-5 | 3-31 |

RUSHING: FAU - Jay Warren 9-56; Martese Jackson. 6-11; Lucky Whitehead 3-8; Tony Moore 2-4; Greg Hankerson 4-minus 22. Alabama - T.J. Yeldon 7-43; Tyren Jones 4-33; Kenyan Drake 6-31; Jake Coker 4-23; Derrick Henry 5-23; Amari Cooper 1-20; Blake Sims 3-14; Altee Tenpenny 2-3.

PASSING: FAU - Greg Hankerson 12-19-0-88. Alabama - Jake Coker 15-24-0-202; Blake Sims 12-14-0-228.

RECEIVING: FAU - Lucky Whitehead 6-42; Henry Bussey 2-3; Jenson Stoshak 1-16; Kamrin Solomon 1-16; William Dukes 1-8; Jay Warren 1-3. Alabama - Amari Cooper 13-189; ArDarius Stewart 3-63; Chris Black 3-45; Kenyan Drake 2-53; Christian Jones 2-52; T.J. Yeldon 1-18; Ty Flournoy-Smith 1-4; Jalston Fowler 1-3; Robert Foster 1-3.

INTERCEPTIONS: FAU - None. Alabama - None.

FUMBLES: FAU - Henry Bussey 1-0; Jay Warren 1-0; Kamrin Solomon 1-1. Alabama - Blake Sims 1-1.

2014 RECAPS AND BOXSCORES



SOUTHERN MISS (1-2) 12
ALABAMA (3-0) 52

SATURDAY, SEPTEMBER 13 • BRYANT-DENNY STADIUM • TUSCALOOSA, ALA.
ATTENDANCE: 101,821 • TV: ESPN 2

TUSCALOOSA, Ala. — The No. 3/2 ranked Alabama football team beat Southern Miss, 52-12, Saturday night in front of a sold-out crowd of 101,821.

Junior wide receiver Amari Cooper once again led the way for the Crimson Tide, notching a school-record-tying fifth consecutive game with over 100 yards receiving, tallying 135 yards on eight catches with one touchdown. On the ground, the Tide had five players with more than 40 yards rushing, led by sophomore Derrick Henry, who rumbled for 73 yards on 11 carries. Defensively, junior Landon Collins led the way with a dozen tackles.

| | 1 | 2 | 3 | 4 | Score |
|---------------|---|----|----|----|-------|
| Southern Miss | 3 | 3 | 3 | 3 | 12 |
| Alabama | 7 | 14 | 14 | 17 | 52 |

SCORING SUMMARY

| | | | | |
|-----|-------|-----|---|----------------|
| 1st | 11:35 | USM | ACOSTA, Corey 33 yd field goal, 10-59 3:25 | USM 3 - UA 0 |
| | 07:42 | UA | Amari Cooper 22 yd pass from Blake Sims (Adam Griffith kick), 7-70 3:53 | USM 3 - UA 7 |
| 2nd | 09:32 | UA | Blake Sims 4 yd run (Adam Griffith kick), 13-80 7:07 | USM 3 - UA 14 |
| | 05:36 | UA | Kenyan Drake 1 yd run (Adam Griffith kick), 6-38 2:49 | USM 3 - UA 21 |
| | 01:25 | USM | ACOSTA, Corey 43 yd field goal, 4-3 1:25 | USM 6 - UA 21 |
| 3rd | 12:06 | UA | Kenyan Drake 1 yd run (Adam Griffith kick), 8-75 2:54 | USM 6 - UA 28 |
| | 08:15 | USM | ACOSTA, Corey 37 yd field goal, 8-59 3:51 | USM 9 - UA 28 |
| | 05:12 | UA | Brian Vogler 5 yd pass from Blake Sims (Adam Griffith kick), 7-68 3:03 | USM 9 - UA 35 |
| 4th | 13:48 | UA | Kenyan Drake 29 yd run (Adam Griffith kick), 8-99 3:22 | USM 9 - UA 42 |
| | 09:50 | USM | ACOSTA, Corey 30 yd field goal, 11-62 3:58 | USM 12 - UA 42 |
| | 06:03 | UA | Adam Griffith 30 yd field goal, 9-46 3:49 | USM 12 - UA 45 |
| | 00:16 | UA | Tyren Jones 2 yd run (Adam Griffith kick), 10-69 4:34 | USM 12 - UA 52 |

| | USM | UA |
|----------------------------|---------|---------|
| FIRST DOWNS | 13 | 31 |
| RUSHES-YARDS (NET) | 18-56 | 49-333 |
| PASSING YDS (NET) | 207 | 214 |
| Passes Att-Comp-Int | 37-19-0 | 24-17-0 |
| TOTAL OFFENSE PLAYS-YARDS | 55-263 | 73-547 |
| Fumble Returns-Yards | 0-0 | 0-0 |
| Punt Returns-Yards | 0-0 | 2-14 |
| Kickoff Returns-Yards | 7-135 | 4-111 |
| Interception Returns-Yards | 0-0 | 0-0 |
| Punts (Number-Avg) | 6-42.7 | 1-34.0 |
| Fumbles-Lost | 0-0 | 1-1 |
| Penalties-Yards | 6-50 | 3-25 |
| Possession Time | 25:20 | 34:40 |
| Third-Down Conversions | 3 of 13 | 7 of 11 |
| Fourth-Down Conversions | 0 of 0 | 0 of 0 |
| Red-Zone Scores-Chances | 3-3 | 7-7 |
| Sacks By: Number-Yards | 1-11 | 1-8 |


RUSHING: Southern Miss - PARKS, Tez 3-25; SMITH, Ito 6-15; MULLENS, Nick 6-12; PAYNE, George 3-4. Alabama - Derrick Henry 11-73; Kenyan Drake 9-59; Tyren Jones 7-57; T.J. Yeldon 9-56; Blake Sims 5-46; Altee Tenpenny 5-39; Amari Cooper 1-9; Jake Coker 2-minus 6.

PASSING: Southern Miss - MULLENS, Nick 19-35-0-207; WEEKS, Cole 0-2-0-0. Alabama - Blake Sims 12-17-0-168; Jake Coker 5-7-0-46.

RECEIVING: Southern Miss-TRIPLETT, M. 5-46; SMITH, Ito 3-33; MARTIN, Casey 3-26; THOMPSON, D.J. 2-42; DAVIS, Daythan 2-30; COX, James 2-12; THOMAS, Michael 1-18; RICARD, M. 1-0. Alabama - Amari Cooper 8-135; Christian Jones 4-50; M. Nysewander 1-9; Kenyan Drake 1-9; Brian Vogler 1-5; Chris Black 1-5; Robert Foster 1-1.

INTERCEPTIONS: Southern Miss - None. Alabama - None.

FUMBLES: Southern Miss - None. Alabama - Tyren Jones 1-1.



FLORIDA (2-1; 1-1 SEC) 21
ALABAMA (4-0; 1-0 SEC) 42

SATURDAY, SEPTEMBER 20 • BRYANT-DENNY STADIUM • TUSCALOOSA, ALA.
ATTENDANCE: 101,821 • TV: CBS

TUSCALOOSA, Ala. — Blake Sims threw for 445 yards and four touchdowns, including 10 passes for 201 yards and two scores to receiver Amari Cooper, to lead the No. 2/3 Crimson Tide (4-0 overall; 1-0 in the Southeastern Conference) to a 42-21 win over Florida (2-1; 1-1) Saturday afternoon at Bryant-Denny Stadium. In front of a sellout crowd of 101,821, Alabama overcame several miscues to rack up a methodical yet impressive victory in its Southeastern Conference opener.

Sims completed 23-of-33 passes on the afternoon and his 445 yards through the air ranks second on the Alabama single-game passing yards list behind Scott Hunter's 484-yard performance against Auburn in 1969. Sims passed for 335 yards and three scores in the first half, including an 87-yard touchdown pass on the Tide's first offensive play. The first-half yardage ranks second in Alabama history for passing yards in a half behind Greg McElroy's 339-yard outing against Auburn in 2010. Cooper continued his incredible start to the season with 10 catches for 201 yards and three touchdowns, including a 79-yard catch that erased an early 14-7 deficit, on the way to his school-record sixth consecutive outing of 100 or more receiving yards. The Alabama offense eclipsed the 500-yard mark for the fifth consecutive game, racking up 645 total yards (449 passing, 196 rushing) and surpassed 600 yards for the second time this season. Derrick Henry rushed for 111 yards and a touchdown on 20 carries.

| | 1 | 2 | 3 | 4 | Score |
|---------|----|---|----|---|-------|
| Florida | 14 | 0 | 7 | 0 | 21 |
| Alabama | 14 | 7 | 14 | 7 | 42 |

SCORING SUMMARY

| | | | | |
|-----|-------|----|--|---------------|
| 1st | 13:47 | UA | Kenyan Drake 87 yd pass from Blake Sims (Adam Griffith kick), 1-87 0:12 | UF 0 - UA 7 |
| | 11:26 | UF | Showers, V. 28 yd pass from Driskel, J. (Velez, F. kick), 3-31 0:43 | UF 7 - UA 7 |
| | 09:24 | UF | Neal, K. 49 yd fumble recovery (Velez, F. kick) | UF 14 - UA 7 |
| | 04:12 | UA | Amari Cooper 79 yd pass from Blake Sims (Adam Griffith kick), 1-79 0:11 | UF 14 - UA 14 |
| 2nd | 07:19 | UA | Jalston Fowler 2 yd pass from Blake Sims (Adam Griffith kick), 6-56 2:23 | UF 14 - UA 21 |
| 3rd | 12:42 | UF | Driskel, J. 14 yd run (Velez, F. kick), 2-16 0:38 | UF 21 - UA 21 |
| | 05:27 | UA | Derrick Henry 3 yd run (Adam Griffith kick), 16-66 7:15 | UF 21 - UA 28 |
| | 00:21 | UA | Amari Cooper 4 yd pass from Jake Coker (Adam Griffith kick), 8-80 3:07 | UF 21 - UA 35 |
| 4th | 10:10 | UA | Amari Cooper 6 yd pass from Blake Sims (Adam Griffith kick), 8-60 3:42 | UF 21 - UA 42 |

| | UF | UA |
|----------------------------|---------|----------|
| FIRST DOWNS | 11 | 28 |
| RUSHES-YARDS (NET) | 27-107 | 52-223 |
| PASSING YDS (NET) | 93 | 449 |
| Passes Att-Comp-Int | 28-9-2 | 35-24-1 |
| TOTAL OFFENSE PLAYS-YARDS | 55-200 | 87-672 |
| Fumble Returns-Yards | 2-76 | 0-0 |
| Punt Returns-Yards | 0-0 | 2-17 |
| Kickoff Returns-Yards | 5-85 | 3-70 |
| Interception Returns-Yards | 1-20 | 2-12 |
| Punts (Number-Avg) | 7-52.7 | 2-43.5 |
| Fumbles-Lost | 2-1 | 3-3 |
| Penalties-Yards | 5-36 | 11-80 |
| Possession Time | 20:44 | 39:16 |
| Third-Down Conversions | 2 of 13 | 12 of 16 |
| Fourth-Down Conversions | 0 of 1 | 0 of 1 |
| Red-Zone Scores-Chances | 1-1 | 4-5 |
| Sacks By: Number-Yards | 1-8 | 0-0 |

RUSHING: Florida - Driskel, J. 11-59; Jones, M. 12-37; Taylor, Kel. 4-11. Alabama - Derrick Henry 20-111; T.J. Yeldon 18-59; Blake Sims 8-39; Kenyan Drake 4-15; Tyren Jones 2-minus 1.

PASSING: Florida - Driskel, J. 9-28-2-93. Alabama - Blake Sims 23-33-1-445; Jake Coker 1-2-0-4.


RECEIVING: Florida - Burton, C. 3-33; Robinson, D. 2-14; Showers, V. 1-28; Dunbar, Q. 1-17; Brown, M. 1-4; Debose, A. 1-minus 3. Alabama - Amari Cooper 10-201; DeAndrew White 6-48; O.J. Howard 2-22; Jalston Fowler 2-21; Kenyan Drake 1-87; T.J. Yeldon 1-37; Derrick Henry 1-29; Christian Jones 1-4.

INTERCEPTIONS: Florida - Morrison, A. 1-20. Alabama - Landon Collins 1-12; J. Washington 1-0.

FUMBLES: Florida - Jones, M. 1-1; Fowler, D. 1-0. Alabama - DeAndrew White 1-1; Blake Sims 1-1; Kenyan Drake 1-1.

2014 STATISTICS

2014 RECAPS AND BOXSCORES

| | | | |
|---|-------|-------------------------|----|
|  | 3/1 | ALABAMA (4-1; 1-1 SEC) | 17 |
| | 11/11 | OLE MISS (5-0; 2-0 SEC) | 23 |

SATURDAY, OCTOBER 4 • VAUGHT-HEMINGWAY STADIUM • OXFORD, MISS.
ATTENDANCE: 61,826 • TV: CBS

OXFORD, Miss. — Ole Miss quarterback Bo Wallace threw three touchdown passes in the second half to lead the 11th-ranked Rebels (5-0 overall; 2-0 in the Southeastern Conference) to a 23-17 win over the No. 3/1 Alabama Crimson Tide before a sold-out crowd of 61,826 at Vaught-Hemingway Stadium in Oxford.

A mistake in special teams ended up being the difference in the tightly contested game between two of the nation's best teams as a fumbled kickoff inside Alabama territory with 5:29 left set up the deciding score. Wallace passed for 251 yards and three touchdowns while completing 18-of-31 attempts without an interception. Alabama quarterback Blake Sims threw for 228 yards while completing 19-of-31 with one interception without throwing a touchdown pass. Alabama wide receiver Amari Cooper was held under 100 yards for the first time in seven games, but had game-high totals with nine catches for 91 yards. His totals moved him into third place in Alabama history for career receptions with 156.

| | 1 | 2 | 3 | 4 | Score |
|----------|---|----|---|----|-------|
| Alabama | 0 | 14 | 3 | 0 | 17 |
| Ole Miss | 3 | 0 | 7 | 13 | 23 |

SCORING SUMMARY

| | | | | |
|-----|-------|----|--|---------------|
| 1st | 13:17 | OM | Gary Wunderlich 46 yd field goal, 5-10 1:43 | UA 0 - OM 3 |
| 2nd | 03:44 | UA | Blake Sims 1 yd run (Adam Griffith kick), 12-68 3:27 | UA 7 - OM 3 |
| | 00:42 | UA | Cyrus Jones 13 yd fumble recovery (Adam Griffith kick) | UA 14 - OM 3 |
| 3rd | 07:20 | OM | L. Treadwell 14 yd pass from Bo Wallace (Gary Wunderlich kick), 4-66 1:15 | UA 14 - OM 10 |
| | 03:54 | UA | Adam Griffith 44 yd field goal, 7-59 3:26 | UA 17 - OM 10 |
| 4th | 05:29 | OM | Vince Sanders 34 yd pass from Bo Wallace (Gary Wunderlich kick), 3-56 0:55 | UA 17 - OM 17 |
| | 02:54 | OM | Jaylen Walton 10 yd pass from Bo Wallace (Andrew Fletcher kick blocked), 5-31 2:35 | UA 17 - OM 23 |

| | UA | OM |
|----------------------------|---------|---------|
| FIRST DOWNS | 20 | 16 |
| RUSHES-YARDS (NET) | 44-168 | 32-72 |
| PASSING YDS (NET) | 228 | 251 |
| Passes Att-Comp-Int | 31-19-1 | 31-18-0 |
| TOTAL OFFENSE PLAYS-YARDS | 75-396 | 63-323 |
| Fumble Returns-Yards | 1-13 | 0-0 |
| Punt Returns-Yards | 1-3 | 1-9 |
| Kickoff Returns-Yards | 4-92 | 4-112 |
| Interception Returns-Yards | 0-0 | 1-0 |
| Punts (Number-Avg) | 6-51.8 | 6-46.3 |
| Fumbles-Lost | 1-1 | 1-1 |
| Penalties-Yards | 8-52 | 3-25 |
| Possession Time | 33:21 | 26:39 |
| Third-Down Conversions | 6 of 16 | 6 of 14 |
| Fourth-Down Conversions | 1 of 1 | 0 of 0 |
| Red-Zone Scores-Chances | 2-2 | 2-3 |
| Sacks By: Number-Yards | 2-5 | 1-48 |

RUSHING: Alabama - T.J. Yeldon 20-123; Derrick Henry 17-37; Blake Sims 7-8. Ole Miss - Jaylen Walton 11-39; Bo Wallace 11-32; Jordan Wilkins 2-6; I. Mathers 2-1; Jeremy Liggins 2-0; Q. Adeboyejo 1-minus 1; TEAM 2-minus 2; L. Treadwell 1-minus 3.

PASSING: Alabama - Blake Sims 19-31-1-228. Ole Miss - Bo Wallace 18-31-0-251.

RECEIVING: Alabama - Amari Cooper 9-91; O.J. Howard 3-81; Chris Black 2-19; T.J. Yeldon 2-7; Christian Jones 1-17; Kenyan Drake 1-10; Brian Vogler 1-3. Ole Miss - L. Treadwell 5-55; Evan Ingram 3-71; Cody Core 3-38; Vince Sanders 2-41; I. Mathers 2-19; Markell Pack 1-18; Jaylen Walton 1-10; Mark Dodson 1-minus 1.

INTERCEPTIONS: Alabama - None. Ole Miss - Senquez Golson 1-0.

FUMBLES: Alabama - Christian Jones 1-1. Ole Miss - I. Mathers 1-1.

| | | | |
|--|-------|-------------------------|----|
|  | 7/7 | ALABAMA (5-1; 2-1 SEC) | 14 |
| | RV/RV | ARKANSAS (3-3; 0-3 SEC) | 13 |

SAT., OCTOBER 11 • DONALD W. REYNOLDS RAZORBACK STADIUM • FAYETTEVILLE, ARK.
ATTENDANCE: 72,337 • TV: ESPN

FAYETTEVILLE, Ark. — The No. 7 Alabama Crimson Tide took down the Arkansas Razorbacks, 14-13, in sloppy conditions at Donald W. Reynolds Razorback Stadium in Alabama's second Southeastern Conference road game of the season. Alabama moves to 5-1 on the season (2-1 SEC) while Arkansas falls to 3-3 (0-3 SEC).

Nick Saban's Alabama teams are now 78-5 when leading at the half. Senior Blake Sims threw for two scores in the game, the fourth time in his career he has thrown for multiple touchdown passes. The Tide defense created three turnovers (two fumble recoveries and one interception) and blocked an extra point to help limit the Razorback scoring.

| | 1 | 2 | 3 | 4 | Score |
|----------|---|---|---|---|-------|
| Alabama | 0 | 7 | 0 | 7 | 14 |
| Arkansas | 0 | 6 | 7 | 0 | 13 |

SCORING SUMMARY

| | | | | |
|-----|-------|----|--|---------------|
| 2nd | 08:40 | UA | T.J. Yeldon 22 yd pass from Blake Sims (Adam Griffith kick), 3-23 0:57 | UA 7 - AR 0 |
| | 03:47 | AR | J. Williams 3 yd run (John Henson kick blocked), 10-81 4:53 | UA 7 - AR 6 |
| 3rd | 04:43 | AR | AJ Derby 54 yd pass from Brandon Allen (John Henson kick), 3-57 1:02 | UA 7 - AR 13 |
| 4th | 12:36 | UA | DeAndrew White 6 yd pass from Blake Sims (Adam Griffith kick), 8-56 3:00 | UA 14 - AR 13 |

| | UA | ARK |
|----------------------------|---------|---------|
| FIRST DOWNS | 10 | 18 |
| RUSHES-YARDS (NET) | 32-66 | 39-89 |
| PASSING YDS (NET) | 161 | 246 |
| Passes Att-Comp-Int | 21-11-0 | 40-21-1 |
| TOTAL OFFENSE PLAYS-YARDS | 53-227 | 79-335 |
| Fumble Returns-Yards | 1-3 | 0-0 |
| Punt Returns-Yards | 4-4 | 0-0 |
| Kickoff Returns-Yards | 3-62 | 2-23 |
| Interception Returns-Yards | 1-0 | 0-0 |
| Punts (Number-Avg) | 8-44.2 | 7-36.6 |
| Fumbles-Lost | 4-2 | 3-2 |
| Penalties-Yards | 4-30 | 4-28 |
| Possession Time | 25:47 | 34:13 |
| Third-Down Conversions | 4 of 15 | 9 of 19 |
| Fourth-Down Conversions | 0 of 1 | 0 of 2 |
| Red-Zone Scores-Chances | 1-2 | 1-2 |
| Sacks By: Number-Yards | 4-19 | 2-18 |

RUSHING: Alabama - T.J. Yeldon 16-45; Derrick Henry 7-25; Blake Sims 7-5; DeAndrew White 1-minus 3; Amari Cooper 1-minus 6. Arkansas - J. Williams 20-83; Alex Collins 6-13; Brandon Allen 9-5; K. Marshall 2-minus 1; TEAM 2-minus 11.

PASSING: Alabama - Blake Sims 11-21-0-161. Arkansas - Brandon Allen 21-40-1-246.

RECEIVING: Alabama - DeAndrew White 4-33; T.J. Yeldon 2-35; Amari Cooper 2-22; O.J. Howard 1-47; Cam Sims 1-15; Jalston Fowler 1-9. Arkansas-AJ Derby 4-77; Keon Hatcher 3-58; Hunter Henry 3-38; Kody Walker 3-15; D. Wilson 2-29; J. Williams 2-9; Patrick Arinze 1-7; Jeremy Sprinkle 1-6; K. Marshall 1-4; Alex Collins 1-3.

INTERCEPTIONS: Alabama - Landon Collins 1-0. Arkansas - None.

FUMBLES: Alabama - Team 1-1; Christian Jones 1-1; Landon Collins 1-0; Cyrus Jones 1-0. Arkansas - Brandon Allen 1-0; Alex Collins 1-1; Kody Walker 1-1.

2014 RECAPS AND BOXSCORES



21/21 TEXAS A&M (5-3; 2-3 SEC) 0
7/7 ALABAMA (6-1; 3-1 SEC) 59

SATURDAY, OCTOBER 18 • BRYANT-DENNY STADIUM • TUSCALOOSA, ALA.
ATTENDANCE: 101,821 • TV: CBS

TUSCALOOSA, Ala. — No. 7 ranked Alabama football team used a big first half to shut out No. 21 Texas A&M, 59-0, in Bryant-Denny Stadium. It was the Crimson Tide's largest margin of victory since downing Vanderbilt, 66-3, on Sept. 29, 1979, and the largest shutout win since beating Tulane, 62-0, on Oct. 12, 1991.

The Crimson Tide (6-1, 3-1 SEC) scored 45 points in the first half against Texas A&M (5-3, 2-3 SEC), which is the most points scored by Alabama in the first half since Sept. 8, 2010, against Duke. The 35 points scored in the second quarter are the most points ever scored by Alabama in a single quarter, topping the previous record of 34 set against Ole Miss on Oct. 7, 1989. The Tide's points total was the most since scoring 62 at Duke in 2010. The game marked the first time Texas A&M has been shutout since a 77-0 loss to Oklahoma in 2003.

| | 1 | 2 | 3 | 4 | Score |
|-----------|----|----|---|---|-------|
| Texas A&M | 0 | 0 | 0 | 0 | 0 |
| Alabama | 10 | 35 | 7 | 7 | 59 |

SCORING SUMMARY

| | | | | |
|-----|-------|----|--|----------------|
| 1st | 11:07 | UA | Adam Griffith 21 yd field goal, 10-71 3:53 | TAMU 0 - UA 3 |
| | 04:38 | UA | T.J. Yeldon 9 yd run (Adam Griffith kick), 11-72 4:52 | TAMU 0 - UA 10 |
| 2nd | 13:36 | UA | T.J. Yeldon 1 yd run (Adam Griffith kick), 10-84 4:43 | TAMU 0 - UA 17 |
| | 11:06 | UA | Blake Sims 43 yd run (Adam Griffith kick), 4-64 0:45 | TAMU 0 - UA 24 |
| | 05:26 | UA | Derrick Henry 8 yd run (Adam Griffith kick), 11-80 3:41 | TAMU 0 - UA 31 |
| | 04:10 | UA | Amari Cooper 24 yd pass from Blake Sims (Adam Griffith kick), 1-24 0:05 | TAMU 0 - UA 38 |
| | 00:22 | UA | Derrick Henry 41 yd pass from Blake Sims (Adam Griffith kick), 5-60 1:51 | TAMU 0 - UA 45 |
| 3rd | 11:47 | UA | Amari Cooper 45 yd pass from Blake Sims (Adam Griffith kick), 3-57 1:13 | TAMU 0 - UA 52 |
| 4th | 04:16 | UA | Flournoy-Smith 14 yd pass from Jake Coker (JK Scott kick), 9-57 4:41 | TAMU 0 - UA 59 |

| | TAMU | UA |
|----------------------------|---------|---------|
| FIRST DOWNS | 8 | 30 |
| RUSHES-YARDS (NET) | 24-31 | 45-298 |
| PASSING YDS (NET) | 141 | 304 |
| Passes Att-Comp-Int | 31-19-1 | 35-21-0 |
| TOTAL OFFENSE PLAYS-YARDS | 55-172 | 80-602 |
| Fumble Returns-Yards | 0-0 | 0-0 |
| Punt Returns-Yards | 2-18 | 3-53 |
| Kickoff Returns-Yards | 8-198 | 0-0 |
| Interception Returns-Yards | 0-0 | 1-1 |
| Punts (Number-Avg) | 9-45.0 | 4-50.0 |
| Fumbles-Lost | 1-0 | 0-0 |
| Penalties-Yards | 2-6 | 0-0 |
| Possession Time | 23:29 | 36:31 |
| Third-Down Conversions | 2 of 13 | 9 of 15 |
| Fourth-Down Conversions | 0 of 2 | 1 of 1 |
| Red-Zone Scores-Chances | 0-1 | 5-5 |
| Sacks By: Number-Yards | 1-4 | 6-27 |

RUSHING: Texas A&M - B. Williams 4-21; Trey Williams 3-12; Tra Carson 5-6; James White 1-4; Kyle Allen 1-minus 1; Kenny Hill 10-minus 11. Alabama - T.J. Yeldon 13-114; Derrick Henry 10-70; Blake Sims 4-54; Tyren Jones 9-34; Altee Tenpenny 8-30; Jake Coker 1-minus 4.

PASSING: Texas A&M - Kenny Hill 17-26-1-138; Kyle Allen 2-5-0-3. Alabama - Blake Sims 16-27-0-268; Jake Coker 5-8-0-36.

RECEIVING: Texas A&M - Speedy Noil 4-32; Malcome Kennedy 4-4; Josh Reynolds 3-42; B. Niederhofer 3-34; Edward Pope 2-22; Sabian Holmes 1-4; B. Williams 1-2; James White 1-1. Alabama - Amari Cooper 8-140; T.J. Yeldon 3-45; DeAndrew White 3-30; Cam Sims 3-14; Derrick Henry 1-41; Flournoy-Smith 1-14; Jalston Fowler 1-12; A. Stewart 1-8.

INTERCEPTIONS: Texas A&M - None. Alabama - Reggie Ragland 1-1.

FUMBLES: Texas A&M - Josh Reynolds 1-0. Alabama - None.



4/4 ALABAMA (7-1; 4-1 SEC) 34
TENNESSEE (3-5; 0-4 SEC) 20

SATURDAY, OCTOBER 25 • NEYLAND STADIUM • KNOXVILLE, TENN.
ATTENDANCE: 102,455 • TV: ESPN2

KNOXVILLE, Tenn. — The No. 4 ranked Alabama Crimson Tide beat the Tennessee Vols, 34-20 in Knoxville, Tenn., Saturday night in front of 102,455 inside Neyland Stadium.

Wide receiver Amari Cooper had a career night, tallying a school-record 224 yards on nine catches. Through the first six-plus minutes of the game, the junior had four catches for 155 yards and two touchdowns. The previous single-game mark - 221 yards by Julio Jones in 2010 - also came in Knoxville against the Vols.

| | 1 | 2 | 3 | 4 | Score |
|-----------|----|----|---|---|-------|
| Alabama | 20 | 7 | 7 | 0 | 34 |
| Tennessee | 0 | 10 | 7 | 3 | 20 |

SCORING SUMMARY

| | | | | |
|------|-------|----|--|---------------|
| 21st | 12:39 | UA | Amari Cooper 80 yd pass from Blake Sims (Adam Griffith kick failed), 1-80 0:13 | UA 6 - UT 0 |
| | 08:55 | UA | Amari Cooper 41 yd pass from Blake Sims (Adam Griffith kick), 7-79 2:09 | UA 13 - UT 0 |
| | 03:12 | UA | T.J. Yeldon 1 yd run (Adam Griffith kick), 9-90 4:00 | UA 20 - UT 0 |
| 2nd | 12:03 | UA | Blake Sims 28 yd run (Adam Griffith kick), 3-34 0:45 | UA 27 - UT 0 |
| | 07:03 | UT | Malone, J. 9 yd pass from Dobbs, J. (Medley, A. kick), 10-84 4:54 | UA 27 - UT 7 |
| | 00:00 | UT | Medley, A. 27 yd field goal, 11-59 3:53 | UA 27 - UT 10 |
| 3rd | 05:52 | UT | Pearson, V. 10 yd pass from Dobbs, J. (Medley, A. kick), 15-84 6:46 | UA 27 - UT 17 |
| | 00:13 | UA | Derrick Henry 28 yd run (Adam Griffith kick), 13-76 5:33 | UA 34 - UT 17 |
| 4th | 09:42 | UT | Medley, A. 24 yd field goal, 6-17 2:03 | UA 34 - UT 20 |

| | UA | UT |
|----------------------------|----------|----------|
| FIRST DOWNS | 23 | 21 |
| RUSHES-YARDS (NET) | 41-183 | 43-180 |
| PASSING YDS (NET) | 286 | 203 |
| Passes Att-Comp-Int | 24-14-0 | 36-21-1 |
| TOTAL OFFENSE PLAYS-YARDS | 65-469 | 79-383 |
| Fumble Returns-Yards | 1-16 | 0-0 |
| Punt Returns-Yards | 0-0 | 1-4 |
| Kickoff Returns-Yards | 4-73 | 3-63 |
| Interception Returns-Yards | 1--5 | 0-0 |
| Punts (Number-Avg) | 4-42.8 | 5-41.8 |
| Fumbles-Lost | 3-2 | 2-1 |
| Penalties-Yards | 6-50 | 4-33 |
| Possession Time | 29:26 | 30:34 |
| Third-Down Conversions | 11 of 15 | 11 of 19 |
| Fourth-Down Conversions | 0 of 0 | 0 of 1 |
| Red-Zone Scores-Chances | 1-1 | 4-4 |
| Sacks By: Number-Yards | 3-18 | 1-6 |

RUSHING: Alabama - Derrick Henry 16-78; T.J. Yeldon 14-52; Blake Sims 6-42; Jalston Fowler 2-24; DeAndrew White 1-minus 1; Team 1-minus 3; Amari Cooper 1-minus 9. Tennessee - Dobbs, J. 19-74; Hurd, J. 16-59; Lane, M. 3-48; Pearson, V. 3-7; Johnson, A.J. 1-0; Peterman, N. 1-minus 8.

PASSING: Alabama - Blake Sims 14-24-0-286. Tennessee - Dobbs, J. 19-32-1-193; Peterman, N. 2-4-0-10.


RECEIVING: Alabama - Amari Cooper 9-224; DeAndrew White 4-59; T.J. Yeldon 1-3. Tennessee - Hurd, J. 6-27; North, M. 4-56; Howard, A. 4-49; Pearson, V. 3-22; Ellis, A. 1-25; Wolf, E. 1-10; Malone, J. 1-9; Wharton, V. 1-5.

INTERCEPTIONS: Alabama - Cyrus Jones 1-minus 5. Tennessee - None.

FUMBLES: Alabama - Blake Sims 1-1; T.J. Yeldon 1-0; Jalston Fowler 1-1. Tennessee - Sutton, C. 1-0; Dobbs, J. 1-1.

2014 STATISTICS

2014 RECAPS AND BOXSCORES

| | | | |
|---|----------|------------------------|----|
|  | 5/4/4 | ALABAMA (8-1; 5-1 SEC) | 20 |
| | 16/14/15 | LSU (7-3; 3-3 SEC) | 13 |

SATURDAY, NOVEMBER 8 • TIGER STADIUM • BATON ROUGE, LA.
ATTENDANCE: 102,321 • TV: CBS

BATON ROUGE, La. — The No. 4/4 Alabama Crimson Tide improved to 8-1 (5-1 SEC) on the season, earning a 20-13 overtime victory against No. 14/15 LSU (7-3, 3-3 SEC) Saturday night inside Tiger Stadium in front of a capacity crowd of 102,321. Alabama has now won four straight and six of the last eight in the series with the Tigers.

On the evening, Amari Cooper cemented his name in Alabama history as the all-time leader for career receiving yards and single-season receiving yards. With his fifth reception of the night, Cooper passed DJ Hall's career total of 2,923 yards set from 2004-07. Cooper finished the game with 83 yards and now sits at 2,951 for his career. The junior wideout also claimed the all-time mark for yards in a single season with his first reception of the game, a 9-yard catch in the first quarter, to pass Julio Jones who tallied 1,133 yards on 78 catches during the 2010 season. Following tonight's game, Cooper has amassed 1,215 yards on 79 catches with three games remaining in the regular season.

| | 1 | 2 | 3 | 4 | OT | Score |
|---------|---|----|---|---|----|-------|
| Alabama | 0 | 10 | 0 | 3 | 7 | 20 |
| LSU | 7 | 0 | 3 | 3 | 0 | 13 |

SCORING SUMMARY

| | | | | |
|-----|-------|----|---|----------------|
| 1st | 02:07 | LS | Malachi Dupre 14 yd pass from A. Jennings (C. Delahoussaye kick), 7-41 4:03 | UA 0 - LSU 7 |
| 2nd | 05:40 | UA | Amari Cooper 23 yd pass from Blake Sims (Adam Griffith kick), 7-51 1:47 | UA 7 - LSU 7 |
| | 00:09 | UA | Adam Griffith 39 yd field goal, 4-7 0:54 | UA 10 - LSU 7 |
| 3rd | 09:20 | LS | C. Delahoussaye 35 yd field goal, 12-57 5:40 | UA 10 - LSU 10 |
| 4th | 00:50 | LS | C. Delahoussaye 39 yd field goal, 4-16 0:23 | UA 10 - LSU 13 |
| | 00:03 | UA | Adam Griffith 27 yd field goal, 9-55 0:47 | UA 13 - LSU 13 |
| OT | 15:00 | UA | DeAndrew White 6 yd pass from Blake Sims (Adam Griffith kick), 6-25 0:00 | UA 20 - LSU 13 |

| | UA | LSU |
|----------------------------|---------|---------|
| FIRST DOWNS | 15 | 17 |
| RUSHES-YARDS (NET) | 29-106 | 56-183 |
| PASSING YDS (NET) | 209 | 76 |
| Passes Att-Comp-Int | 46-20-0 | 26-8-1 |
| TOTAL OFFENSE PLAYS-YARDS | 75-315 | 82-259 |
| Fumble Returns-Yards | 0-0 | 0-0 |
| Punt Returns-Yards | 0-0 | 3-28 |
| Kickoff Returns-Yards | 3-83 | 2-45 |
| Interception Returns-Yards | 1-18 | 0-0 |
| Punts (Number-Avg) | 9-48.6 | 9-45.0 |
| Fumbles-Lost | 1-1 | 1-0 |
| Penalties-Yards | 3-29 | 2-20 |
| Possession Time | 21:44 | 38:16 |
| Third-Down Conversions | 8 of 20 | 9 of 22 |
| Fourth-Down Conversions | 1 of 1 | 1 of 2 |
| Red-Zone Scores-Chances | 2-3 | 3-3 |
| Sacks By: Number-Yards | 2-13 | 1-9 |


RUSHING: Alabama - T.J. Yeldon 15-68; Derrick Henry 8-24; Blake Sims 5-12; Jalston Fowler 1-2. LSU - L. Fournette 21-79; A. Jennings 13-40; Terrence Magee 12-29; Kenny Hilliard 3-15; Darrel Williams 5-14; Brandon Harris 1-7; TEAM 1-minus 1.

PASSING: Alabama - Blake Sims 20-45-0-209; Team 0-1-0-0. LSU - A. Jennings 8-26-1-76.

RECEIVING: Alabama-Amari Cooper 8-83; Christian Jones 3-38; DeAndrew White 3-36; O.J. Howard 3-21; Brandon Greene 1-24; T.J. Yeldon 1-5; A. Stewart 1-2. LSU - Travin Dural 3-25; Terrence Magee 1-17; Malachi Dupre 1-14; C. Neighbors 1-10; Darrel Williams 1-8; Travis Dickson 1-2.

INTERCEPTIONS: Alabama - Eddie Jackson 1-18. LSU - None.

FUMBLES: Alabama - T.J. Yeldon 1-1. LSU - T. White 1-0.

| | | | |
|--|-------|----------------------------|----|
|  | 1/1/1 | MISS. STATE (9-1; 5-1 SEC) | 20 |
| | 5/4/3 | ALABAMA (9-1; 6-1 SEC) | 25 |

SATURDAY, NOVEMBER 15 • BRYANT-DENNY STADIUM • TUSCALOOSA, ALA.
ATTENDANCE: 101,821 • TV: CBS

TUSCALOOSA, Ala. — The No. 4/3 ranked Alabama football team beat No. 1 Mississippi State, 25-13 in Bryant-Denny Stadium in front of a sellout crowd of 101,821.

Wide receiver Amari Cooper had eight catches for 88 yards and a touchdown in the winning effort, which took him past the 3,000 mark for career receiving yards, making him the first Alabama receiver to break past that plateau. The Tide started its scoring in the opening quarter with its first safety since getting a two-pointer in a win over Ole Miss in 2013. Running back T.J. Yeldon racked up 75 yards and a touchdown on 16 carries. Nick Perry and Reggie Ragland paced the Tide on defense with 12 and 10 tackles, respectively.

| | 1 | 2 | 3 | 4 | Score |
|-------------------|---|----|---|----|-------|
| Mississippi State | 0 | 3 | 3 | 14 | 20 |
| Alabama | 5 | 14 | 0 | 6 | 25 |

SCORING SUMMARY

| | | | | |
|-----|-------|----|--|----------------|
| 1st | 07:49 | UA | Trey DePriest safety | MSU 0 - UA 2 |
| | 02:06 | UA | Adam Griffith 36 yd field goal, 11-43 5:43 | MSU 0 - UA 5 |
| 2nd | 07:45 | UA | Amari Cooper 4 yd pass from Blake Sims (Adam Griffith kick), 5-61 1:51 | MSU 0 - UA 12 |
| | 05:32 | UA | Derrick Henry 1 yd run (Adam Griffith kick), 2-51 0:34 | MSU 0 - UA 19 |
| | 00:03 | MS | Evan Sobiesk 23 yd field goal, 14-70 5:29 | MSU 3 - UA 19 |
| 3rd | 12:06 | MS | Evan Sobiesk 32 yd field goal, 9-67 2:54 | MSU 6 - UA 19 |
| 4th | 14:16 | MS | Fred Ross 4 yd pass from Dak Prescott (Evan Sobiesk kick), 5-38 1:54 | MSU 13 - UA 19 |
| | 08:09 | UA | T.J. Yeldon 7 yd run (Blake Sims pass failed), 15-76 6:07 | MSU 13 - UA 25 |
| | 00:15 | MS | Jameon Lewis 4 yd pass from Dak Prescott (Evan Sobiesk kick), 13-72 3:03 | MSU 20 - UA 25 |

| | MSU | UA |
|----------------------------|---------|---------|
| FIRST DOWNS | 26 | 17 |
| RUSHES-YARDS (NET) | 40-138 | 32-124 |
| PASSING YDS (NET) | 290 | 211 |
| Passes Att-Comp-Int | 48-27-3 | 31-19-0 |
| TOTAL OFFENSE PLAYS-YARDS | 88-428 | 63-335 |
| Fumble Returns-Yards | 0-0 | 0-0 |
| Punt Returns-Yards | 2-23 | 0-0 |
| Kickoff Returns-Yards | 4-69 | 6-98 |
| Interception Returns-Yards | 0-0 | 3-3 |
| Punts (Number-Avg) | 5-34.4 | 7-45.6 |
| Fumbles-Lost | 0-0 | 0-0 |
| Penalties-Yards | 4-33 | 7-61 |
| Possession Time | 31:55 | 27:50 |
| Third-Down Conversions | 5 of 15 | 5 of 14 |
| Fourth-Down Conversions | 3 of 3 | 0 of 0 |
| Red-Zone Scores-Chances | 4-6 | 4-5 |
| Sacks By: Number-Yards | 1-7 | 1-4 |

RUSHING: Mississippi State - Dak Prescott 22-82; Josh Robinson 12-37; Jameon Lewis 3-18; B.Holloway 1-2; Ashton ShumPERT 1-0; Fred Ross 1-minus 1. Alabama - T.J. Yeldon 16-72; Derrick Henry 11-36; Blake Sims 4-18; Team 1-minus 2.


PASSING: Mississippi State - Dak Prescott 27-48-3-290. Alabama - Blake Sims 19-31-0-211.

RECEIVING: Mississippi State - D.Wilson 8-91; Josh Robinson 6-69; Jameon Lewis 5-42; Malcolm Johnson 4-74; Fred Ross 2-4; Robert Johnson 1-9; B.Holloway 1-1. Alabama - Amari Cooper 8-88; DeAndrew White 4-40; A. Stewart 2-25; T.J. Yeldon 2-16; Jalston Fowler 1-35; Brian Vogler 1-5; O.J. Howard 1-2.

INTERCEPTIONS: Mississippi State - None. Alabama - Landon Collins 1-2; Nick Perry 1-1; Cyrus Jones 1-0.

FUMBLES: Mississippi State - None. Alabama - None.

2014 RECAPS AND BOXSCORES

| | | |
|---|-------------------------|----|
|  | WCU (7-5; 5-2 SoCon) | 14 |
| 1/2/2 | ALABAMA (10-1; 6-1 SEC) | 48 |

SATURDAY, NOVEMBER 22 • BRYANT-DENNTY STADIUM • TUSCALOOSA, ALA.
ATTENDANCE: 101,325 • TV: SEC Network

TUSCALOOSA, Ala. — The No. 1 ranked Alabama Crimson Tide beat Western Carolina 48-14 on Homecoming in Bryant-Denny Stadium Saturday afternoon in front of 101,325 fans.

Sophomore running back Derrick Henry led the way for the Tide with three touchdowns on the day, two rushing and one receiving, as well as 92 rushing yards on 12 carries. Overall, Alabama broke the school record for first downs in a game with 36. The previous mark of 35 was set in 2007 against Western Carolina and was tied last season against Kentucky.

| | 1 | 2 | 3 | 4 | Score |
|------------------|----|----|----|---|-------|
| Western Carolina | 7 | 7 | 0 | 0 | 14 |
| Alabama | 10 | 28 | 10 | 0 | 48 |

SCORING SUMMARY

| | | | | |
|-----|-------|-----|--|----------------|
| 1st | 11:57 | WCU | S. Robinson 2 yd pass from Troy Mitchell (Richard Sigmon kick), 9-75 3:03 | WCU 7 - UA 0 |
| | 07:51 | UA | Cam Sims 4 yd pass from Blake Sims (Gunnar Raborn kick), 9-52 4:06 | WCU 7 - UA 7 |
| | 04:08 | UA | Gunnar Raborn 20 yd field goal, 6-31 2:17 | WCU 7 - UA 10 |
| 2nd | 12:31 | UA | Derrick Henry 10 yd run (Gunnar Raborn kick), 9-63 3:15 | WCU 7 - UA 17 |
| | 10:41 | WCU | S. Robinson 12 yd pass from Troy Mitchell (Richard Sigmon kick), 1-12 0:05 | WCU 14 - UA 17 |
| | 06:44 | UA | Tyren Jones 7 yd run (Gunnar Raborn kick), 10-69 3:57 | WCU 14 - UA 24 |
| | 03:16 | UA | Derrick Henry 23 yd run (Gunnar Raborn kick), 7-77 2:30 | WCU 14 - UA 31 |
| | 00:48 | UA | Derrick Henry 9 yd pass from Blake Sims (Gunnar Raborn kick), 6-57 1:06 | WCU 14 - UA 38 |
| 3rd | 10:10 | UA | Gunnar Raborn 28 yd field goal, 11-51 4:50 | WCU 14 - UA 41 |
| | 01:49 | UA | M. Nysewander 12 yd pass from Jake Coker (Gunnar Raborn kick), 9-85 5:18 | WCU 14 - UA 48 |

| | WCU | UA |
|----------------------------|---------|---------|
| FIRST DOWNS | 12 | 36 |
| RUSHES-YARDS (NET) | 13--8 | 45-275 |
| PASSING YDS (NET) | 221 | 337 |
| Passes Att-Comp-Int | 39-23-0 | 43-29-1 |
| TOTAL OFFENSE PLAYS-YARDS | 52-213 | 88-612 |
| Fumble Returns-Yards | 0-0 | 0-0 |
| Punt Returns-Yards | 0-0 | 4-32 |
| Kickoff Returns-Yards | 4-75 | 3-42 |
| Interception Returns-Yards | 1-0 | 0-0 |
| Punts (Number-Avg) | 8-37.6 | 0-0.0 |
| Fumbles-Lost | 0-0 | 1-1 |
| Penalties-Yards | 5-68 | 5-50 |
| Possession Time | 21:59 | 38:01 |
| Third-Down Conversions | 3 of 12 | 9 of 14 |
| Fourth-Down Conversions | 0 of 1 | 2 of 2 |
| Red-Zone Scores-Chances | 2-3 | 7-9 |
| Sacks By: Number-Yards | 0-0 | 2-29 |


RUSHING: Western Carolina - Darius Ramsey 4-10; Richard Sigmon 1-0; Dretze Newsome 2-minus 1; Troy Mitchell 6-minus 17. Alabama - Derrick Henry 12-92; Tyren Jones 11-75; Altee Tenpenny 11-64; Jalston Fowler 5-30; Buddy Pell 2-15; Blake Sims 4-minus 1.

PASSING: Western Carolina - Troy Mitchell 23-39-0-221. Alabama - Blake Sims 17-25-1-222; Jake Coker 12-18-0-115.

RECEIVING: Western Carolina - K. Benson 9-118; S. Robinson 5-45; Dretze Newsome 2-16; Tyler Sexton 2-15; Darius Ramsey 2-14; Shaun Warren 2-7; Willie Police 1-6. Alabama - Chris Black 6-101; A. Stewart 5-51; Robert Foster 4-40; Amari Cooper 3-46; Cam Sims 3-33; O.J. Howard 2-33; Malcolm Faciane 2-2; M. Nysewander 1-12; Christian Jones 1-11; Derrick Henry 1-9; Tyren Jones 1-minus 1.

INTERCEPTIONS: Western Carolina - Trey Morgan 1-0. Alabama - None.

FUMBLES: Western Carolina - None. Alabama - Derrick Henry 1-1.

| | | |
|--|--------------------------------|----|
|  | 15/15/16 AUBURN (8-4; 4-4 SEC) | 44 |
| 1/2/1 | ALABAMA (11-1; 7-1 SEC) | 55 |

SATURDAY, NOVEMBER 29 • BRYANT-DENNTY STADIUM • TUSCALOOSA, ALA.
ATTENDANCE: 101,821 • TV: ESPN

TUSCALOOSA, Ala. — The No. 1 ranked Alabama football team came back strong to beat a tough Auburn squad Saturday night, 55-44, in front of a capacity crowd of 101,821 in Bryant-Denny Stadium in the Crimson Tide's last regular-season contest. The 99 points and 1,169 combined offense were both Iron Bowl records.

Junior wide receiver Amari Cooper tied his own school record with 224 receiving yards on 13 catches to go with three touchdowns. On Senior Night, fifth-year senior quarterback Blake Sims overcame three interceptions to go 20-of-27 for 312 yards, four passing touchdowns and a rushing score. Junior T.J. Yeldon shouldered the scoring responsibility early, running for two of the Tide's first three touchdowns and finished the game with 127 rushing yards on 19 carries. Seniors Trey DePriest and Nick Perry led the Tide defense with 14 and 13 tackles, respectively.

| | 1 | 2 | 3 | 4 | Score |
|---------|----|----|----|----|-------|
| Auburn | 6 | 20 | 10 | 8 | 44 |
| Alabama | 14 | 7 | 13 | 21 | 55 |

SCORING SUMMARY

| | | | | |
|-----|-------|----|---|---------------|
| 1st | 12:47 | UA | T.J. Yeldon 8 yd run (Gunnar Raborn kick), 5-35 2:06 | UA 0 - UA 7 |
| | 08:08 | AU | Daniel Carlson 20 yd field goal, 12-72 4:39 | AU 3 - UA 7 |
| | 06:17 | UA | Amari Cooper 17 yd pass from Blake Sims (Gunnar Raborn kick), 5-80 1:51 | AU 3 - UA 14 |
| | 02:57 | AU | Daniel Carlson 24 yd field goal, 11-68 3:20 | AU 6 - UA 14 |
| 2nd | 11:01 | AU | Daniel Carlson 24 yd field goal, 14-73 5:11 | AU 9 - UA 14 |
| | 10:16 | AU | Sammie Coates 34 yd pass from Nick Marshall (Daniel Carlson kick), 2-32 0:25 | AU 16 - UA 14 |
| | 01:23 | UA | T.J. Yeldon 1 yd run (Gunnar Raborn kick), 7-58 3:19 | AU 16 - UA 21 |
| | 00:54 | AU | Sammie Coates 68 yd pass from Nick Marshall (Daniel Carlson kick), 2-75 0:29 | AU 23 - UA 21 |
| | 00:00 | AU | Daniel Carlson 20 yd field goal, 3-38 0:37 | AU 26 - UA 21 |
| 3rd | 11:02 | AU | Quan Bray 5 yd pass from Nick Marshall (Daniel Carlson kick), 7-39 3:0 | AU 33 - UA 21 |
| | 08:01 | UA | Amari Cooper 39 yd pass from Blake Sims (Gunnar Raborn kick blocked), 8-75 3:01 | AU 33 - UA 27 |
| | 03:30 | AU | Daniel Carlson 33 yd field goal, 10-66 4:31 | AU 36 - UA 27 |
| | 03:20 | UA | Amari Cooper 75 yd pass from Blake Sims (Adam Griffith kick), 1-75 0:10 | AU 36 - UA 34 |
| 4th | 14:33 | UA | Blake Sims 11 yd run (DeAndrew White pass from Blake Sims), 5-31 2:07 | AU 36 - UA 42 |
| | 08:05 | UA | DeAndrew White 6 yd pass from Blake Sims (Blake Sims rush failed), 10-72 4:49 | AU 36 - UA 48 |
| | 03:46 | UA | Derrick Henry 25 yd run (Adam Griffith kick), 6-92 3:09 | AU 36 - UA 55 |
| | 00:20 | AU | Corey Grant 5 yd run (Nick Marshall rush), 13-65 3:26 | AU 44 - UA 55 |

| | AUB | UA |
|----------------------------|---------|---------|
| FIRST DOWNS | 28 | 24 |
| RUSHES-YARDS (NET) | 47-174 | 34-227 |
| PASSING YDS (NET) | 456 | 312 |
| Passes Att-Comp-Int | 43-27-1 | 27-20-3 |
| TOTAL OFFENSE PLAYS-YARDS | 90-630 | 61-539 |
| Fumble Returns-Yards | 0-0 | 0-0 |
| Punt Returns-Yards | 0-0 | 2-24 |
| Kickoff Returns-Yards | 5-104 | 4-63 |
| Interception Returns-Yards | 3-23 | 1-23 |
| Punts (Number-Avg) | 2-41.0 | 2-55.5 |
| Fumbles-Lost | 2-1 | 0-0 |
| Penalties-Yards | 7-55 | 3-30 |
| Possession Time | 33:54 | 26:06 |
| Third-Down Conversions | 9 of 19 | 5 of 9 |
| Fourth-Down Conversions | 2 of 3 | 2 of 2 |
| Red-Zone Scores-Chances | 7-8 | 5-5 |
| Sacks By: Number-Yards | 1-7 | 2-6 |

RUSHING: Auburn - C. Artis-Payne 25-77; Nick Marshall 13-49; Corey Grant 4-34; Quan Bray 3-21; Marcus Davis 1-2; Roc Thomas 1-minus 9. Alabama-T.J. Yeldon 19-127; Derrick Henry 5-72; Blake Sims 5-23; Jalston Fowler 3-11; Team 1-minus 2; Christian Jones 1-minus 4.

PASSING: Auburn - Nick Marshall 27-43-1-456. Alabama - Blake Sims 20-27-3-312.

RECEIVING: Auburn - D. Williams 7-121; Sammie Coates 5-206; Quan Bray 4-74; Marcus Davis 4-21; Corey Grant 3-14; C. Artis-Payne 2-14; Ricardo Louis 2-6. Alabama - Amari Cooper 13-224; DeAndrew White 3-19; Christian Jones 1-21; O.J. Howard 1-20; Jalston Fowler 1-15; T.J. Yeldon 1-13.

INTERCEPTIONS: Auburn - Johnathan Ford 1-14; J. Whitehead 1-5; Jonathan Jones 1-4. Alabama - Nick Perry 1-23.

FUMBLES: Auburn - Roc Thomas 1-1; Marcus Davis 1-0. Alabama - None.

STATISTICS

2014 STATISTICS

2014 RECAPS AND BOXSCORES



| | | |
|----------|--------------------------|----|
| 1/1/1 | ALABAMA (12-1; 7-1 SEC) | 42 |
| 16/14/13 | MISSOURI (10-3; 7-1 SEC) | 13 |

SATURDAY, DECEMBER 6 • GEORGIA DOME • ATLANTA, GA.
ATTENDANCE: 73,526 • TV: CBS

ATLANTA — The No. 1 ranked Alabama football team won its 24th Southeastern Conference Championship with a decisive 42-13 win over the SEC Eastern Division Champion Missouri Tigers inside the Georgia Dome.

Running backs T.J. Yeldon and Derrick Henry rushed for two touchdowns apiece while quarterback Blake Sims threw a pair of scores, first a 58-yard strike to DeAndrew White followed by six-yard toss to Christian Jones. Henry led all rushers with a career-best 141 yards on 20 carries. White led the Tide in receiving with 101 yards on four catches.

| | 1 | 2 | 3 | 4 | Score |
|----------|---|----|----|----|-------|
| Alabama | 7 | 14 | 0 | 21 | 42 |
| Missouri | 0 | 3 | 10 | 0 | 13 |

SCORING SUMMARY

| | | | | |
|-----|-------|----|--|---------------|
| 1st | 11:24 | UA | T.J. Yeldon 1 yd run (Adam Griffith kick), 10-68 3:36 | UA 7 - MU 0 |
| 2nd | 11:48 | UA | DeAndrew White 58 yd pass from Blake Sims (Adam Griffith kick), 1-58 0:10 | UA 14 - MU 0 |
| | 08:30 | MU | Baggett, Andrew 33 yd field goal, 9-58 3:12 | UA 14 - MU 3 |
| | 02:47 | UA | T.J. Yeldon 2 yd run (Adam Griffith kick), 14-75 5:43 | UA 21 - MU 3 |
| 3rd | 11:00 | MU | Sasser, Bud 1 yd pass from Mauk, Maty (Baggett, Andrew kick), 10-75 4:00 | UA 21 - MU 10 |
| | 04:37 | MU | Baggett, Andrew 33 yd field goal, 9-65 3:25 | UA 21 - MU 13 |
| 4th | 14:55 | UA | Christian Jones 6 yd pass from Blake Sims (Adam Griffith kick), 10-64 4:34 | UA 28 - MU 13 |
| | 07:38 | UA | Derrick Henry 26 yd run (Adam Griffith kick), 8-90 4:37 | UA 35 - MU 13 |
| | 03:38 | UA | Derrick Henry 1 yd run (Adam Griffith kick), 5-62 2:46 | UA 42 - MU 13 |

| | UA | MU |
|----------------------------|---------|---------|
| FIRST DOWNS | 28 | 10 |
| RUSHES-YARDS (NET) | 49-242 | 23-41 |
| PASSING YDS (NET) | 262 | 272 |
| Passes Att-Comp-Int | 27-23-0 | 34-16-0 |
| TOTAL OFFENSE PLAYS-YARDS | 76-504 | 57-313 |
| Fumble Returns-Yards | 0-0 | 0-0 |
| Punt Returns-Yards | 1-1 | 0-0 |
| Kickoff Returns-Yards | 3-85 | 4-89 |
| Interception Returns-Yards | 0-0 | 0-0 |
| Punts (Number-Avg) | 3-43.3 | 7-43.4 |
| Fumbles-Lost | 3-0 | 2-1 |
| Penalties-Yards | 2-10 | 6-60 |
| Possession Time | 36:43 | 23:17 |
| Third-Down Conversions | 9 of 13 | 6 of 16 |
| Fourth-Down Conversions | 0 of 0 | 1 of 1 |
| Red-Zone Scores-Chances | 4-4 | 3-3 |
| Sacks By: Number-Yards | 0-0 | 2-12 |

RUSHING: Alabama - Derrick Henry 20-141; T.J. Yeldon 14-47; Tyren Jones 3-26; Blake Sims 9-19; Amari Cooper 1-9; Jalston Fowler 1-2; Team 1-minus 2. Missouri - Hansbrough, Rus 13-21; Murphy, Marcus 7-20; Witter, Ish 1-1; Mauk, Maty 2-minus 1.

PASSING: Alabama - Blake Sims 23-27-0-262. Missouri - Mauk, Maty 16-34-0-272.

RECEIVING: Alabama - Amari Cooper 12-83; DeAndrew White 4-101; Christian Jones 3-40; O.J. Howard 2-20; Jalston Fowler 1-13; Brian Vogler 1-5. Missouri - Hunt, Jimmie 6-169; Sasser, Bud 5-31; White, Darius 3-56; Murphy, Marcus 1-11; Culkin, Sean 1-5.

INTERCEPTIONS: Alabama - None. Missouri - None.

FUMBLES: Alabama - Blake Sims 2-0; Team 1-0. Missouri - TEAM 1-0; White, Darius 1-1.



| | | |
|-------|-------------------|----|
| 4/5/4 | OHIO STATE (13-1) | 42 |
| 1/1/1 | ALABAMA (12-2) | 35 |

THURSDAY, JANUARY 1 • MERCEDES-BENZ SUPERDOME • NEW ORLEANS, LA.
ATTENDANCE: 74,682 • TV: ESPN

NEW ORLEANS — Ohio State running back Ezekiel Elliott rushed for 230 yards and two touchdowns on 20 carries, including an 85-yard touchdown run, and Buckeyes quarterback Cardale Jones threw for 243 yards in only his second career start to lead No. 4 Ohio State (13-1 overall) to a 42-35 victory over No. 1-seeded Alabama (12-2) in the College Football Playoff Semifinal at the Allstate Sugar Bowl before a crowd of 74,682 in the Mercedes-Benz Superdome.

Alabama lost after leading, 21-6, in the second quarter as numerous big plays on third downs by the Buckeyes offense turned the direction of the game in Ohio State's favor. The Buckeyes scored 28 unanswered points in the second and third quarters before the Crimson Tide regained their footing and narrowed the margin within a touchdown on two occasions. But an interception return for a touchdown by OSU in the third period and big plays at crucial times by the OSU offense stifled an Alabama comeback.

| | 1 | 2 | 3 | 4 | Score |
|------------|----|----|----|---|-------|
| Ohio State | 6 | 14 | 14 | 8 | 42 |
| Alabama | 14 | 7 | 7 | 7 | 35 |

SCORING SUMMARY

| | | | | |
|-----|-------|-----|--|----------------|
| 1st | 11:32 | OSU | Nuernberger, S 22 yd field goal, 10-80 2:26 | OSU 3 - UA 0 |
| | 09:25 | UA | Derrick Henry 25 yd run (Adam Griffith kick), 2-33 0:28 | OSU 3 - UA 7 |
| | 05:17 | OSU | Nuernberger, S 21 yd field goal, 11-71 4:08 | OSU 6 - UA 7 |
| | 02:06 | UA | Amari Cooper 15 yd pass from Blake Sims (Adam Griffith kick), 8-79 3:05 | OSU 6 - UA 14 |
| 2nd | 08:07 | UA | T.J. Yeldon 2 yd run (Adam Griffith kick), 5-15 2:02 | OSU 6 - UA 21 |
| | 02:55 | OSU | Elliott, E 3 yd run (Nuernberger, S kick), 12-71 5:07 | OSU 13 - UA 21 |
| | 00:12 | OSU | Thomas, Michael 13 yd pass from Spencer, Evan (Nuernberger, S kick), 6-77 1:20 | OSU 20 - UA 21 |
| 3rd | 12:44 | OSU | Smith, Devin 47 yd pass from Jones, Cardale (Nuernberger, S kick), 6-75 2:16 | OSU 27 - UA 21 |
| | 03:21 | OSU | Miller, Steve 41 yd interception return (Nuernberger, S kick) | OSU 34 - UA 21 |
| | 01:01 | UA | Blake Sims 5 yd run (Adam Griffith kick), 7-84 2:15 | OSU 34 - UA 28 |
| 4th | 03:24 | OSU | Elliott, E 85 yd run (Thomas, Michael pass from Jones, Cardale), 4-95 2:00 | OSU 42 - UA 28 |
| | 01:59 | UA | Amari Cooper 6 yd pass from Blake Sims (Adam Griffith kick), 6-65 1:17 | OSU 42 - UA 35 |

| | OSU | UA |
|----------------------------|----------|---------|
| FIRST DOWNS | 23 | 21 |
| RUSHES-YARDS (NET) | 42-281 | 34-170 |
| PASSING YDS (NET) | 256 | 237 |
| Passes Att-Comp-Int | 36-19-1 | 36-22-3 |
| TOTAL OFFENSE PLAYS-YARDS | 78-537 | 70-407 |
| Fumble Returns-Yards | 0-0 | 1-4 |
| Punt Returns-Yards | 2-10 | 2-10 |
| Kickoff Returns-Yards | 2-23 | 7-102 |
| Interception Returns-Yards | 3-77 | 1-32 |
| Punts (Number-Avg) | 6-46.5 | 7-55.0 |
| Fumbles-Lost | 2-1 | 0-0 |
| Penalties-Yards | 4-24 | 4-36 |
| Possession Time | 31:19 | 28:41 |
| Third-Down Conversions | 10 of 18 | 2 of 13 |
| Fourth-Down Conversions | 0 of 0 | 2 of 2 |
| Red-Zone Scores-Chances | 4-4 | 4-4 |
| Sacks By: Number-Yards | 3-17 | 3-21 |

RUSHING: Ohio State - Elliott, E 20-230; Jones, Cardale 17-43; Marshall, Jalin 3-11; Samuel, Curtis 1-1; Brown, Noah 1-minus 4. Alabama - Derrick Henry 13-95; T.J. Yeldon 10-47; Blake Sims 10-29; Team 1-minus 1.

PASSING: Ohio State - Jones, Cardale 18-35-1-243; Spencer, Evan 1-1-0-13. Alabama - Blake Sims 22-36-3-237.

RECEIVING: Ohio State - Thomas, Michael 7-66; Marshall, Jalin 5-55; Smith, Devin 2-87; Vannett, Nick 2-23; Elliott, E 1-13; Spencer, Evan 1-7; Smith, Corey 1-5. Alabama - Amari Cooper 9-71; DeAndrew White 3-65; Derrick Henry 2-54; O.J. Howard 2-14; Jalston Fowler 2-14; Chris Black 2-10; Brian Vogler 2-9.

INTERCEPTIONS: Ohio State - Miller, Steve 1-41; Powell, Tyvis 1-29; Bell, Vonn 1-7. Alabama - Cyrus Jones 1-32.

FUMBLES: Ohio State - Elliott, E 1-1; Jones, Cardale 1-0. Alabama - None.



O.J. HOWARD // TE

KENYAN DRAKE // RB

BUILT
by
BAMA



DERRICK HENRY // RB

CYRUS JONES // CB

2015 CRIMSON TIDE FOOTBALL SCHEDULE

9 // 5 WISCONSIN (DALLAS)

9 // 12 MIDDLE TENNESSEE STATE

9 // 19 OLE MISS

9 // 26 LOUISIANA-MONROE

10 // 3

10 // 10

10 // 17

10 // 24

AT GEORGIA

ARKANSAS

AT TEXAS A&M

TENNESSEE

11 // 7

11 // 14

11 // 21

11 // 28

LSU

AT MISSISSIPPI STATE

CHARLESTON SOUTHERN

AT AUBURN