

CRIMSON TIDE BASEBALL

All-Time Coaching Records/Records by Decade



Alabama Coaches Overall Records

Coach	Years	Record	.PCT
Shelby Fletcher	1892	1-0	1.000
W.M. Walker	1893	4-6-1	.409
J.H. Lyons	1894	10-3	.769
J.F. Jenkins	1895	9-3	.750
Eli Abbott	1896	5-5	.500
"Kid" Peeples	1897	10-0	1.000
Joseph Black	1898	2-3	.400
F.C. Owen	1899	3-6	.333
Ardis Smith	1900	9-3	.750
Thomas Stouch	1901-05	49-25-1	.660
Schwartz	1906	4-16-1	.214
J.W.H. Pollard	1907-10	66-22-1	.747
Guy S. Lowman	1911	12-5	.706
D.V. Graves	1912-15	66-30-1	.686
Loonie Noojin	1916-19	55-18	.753
Gordon Lewis	1920	15-2	.882
Charles Bernier	1921-23	28-35-4	.448
Wallace Wade	1924-27	61-32-2	.653
Hank Crisp	1928	12-7-2	.619
Jess Neely	1929-30	28-15-2	.644
Sam Hinton	1931-32	23-7-2	.750
J.B. Whitworth	1933-34	21-11	.656
Tilden Campbell	1935-42		
	1947-63	355-168-4	.677
Paul Burnham	1943	12-6	.667
Dixie Howell	1946	13-7	.650
Joe Sewell	1964-69	106-79	.573
Hayden Riley	1970-79	236-206-1	.533
Barry Shollenberger	1980-94	487-334-1	.593
Jim Wells	1995-05	478-225	.680

Alabama Coaches SEC Records

COACH	YEARS	RECORD	PCT
J.B. Whitworth	1933-34	18-8-0	.692
Tilden Campbell	1935-42		
	1947-63	265-117-3	.692
Paul Burnham	1943	9-4	.692
Dixie Howell	1946	10-5	.667
Joe Sewell	1964-69	47-49	.490
Hayden Riley	1970-79	83-104	.444
Barry Shollenberger	1980-94	171-188-1	.476
Jim Wells	1995-04	210-136	.607

Alabama Record by Decades

Years	Games	Won	Lost	Tied	Pct.
1892-99	70	44	26	1	.627
1900-09	176	116	58	2	.665
1910-19	208	145	61	2	.700
1920-29	221	127	84	10	.597
1930-39	167	118	46	3	.716
1940-49	166	120	45	1	.726
1950-59	233	153	79	1	.659
1960-69	272	156	115	1	.575
1970-79	443	236	206	1	.533
1980-89	542	329	212	1	.608
1990-99	617	405	212	0	.656
2000-04	366	231	135	0	.631
Totals	3,482	2,180	1,279	29	.629

Alabama SEC Record by Decades

Years	Games	Won	Lost	Tied	Pct.
1933-39	82	55	26	1	.691
1940-49	114	90	24	0	.789
1950-59	171	116	54	1	.681
1960-69	157	77	79	1	.490
1970-79	187	83	104	0	.444
1980-89	238	126	111	1	.532
1990-99	268	143	125	0	.534
2000-04	180	92	88	0	.511
Totals	1,397	783	610	4	.562

*From 1993-95, the Southeastern Conference counted all SEC post-season games towards the final regular-season standings.

Alabama Winning Streaks

Rank	Streak	Year	Description
1.	16	1999	Games 51-66 (May 7-June 10)
2.	15	1997	First 15 Games of Season
	15	1983	Games 40-54
	15	1909	Games 2-16
5.	13	1984	Games 4-16
	13	1966-67	Last 8 Games of 1966- First 5 Games of 1967
	13	1940	Games 2-14
8.	12	1941	Last 12 Games of Season
	12	1913	Games 16-27
10.	11	1988	First 11 Games of Season
	11	1974	Games 25-35

Alabama Losing Streaks

Rank	Streak	Year	Description
1.	9	1906	Games 4-12
2.	8	1989	Games 25-32
	8*	1962	Games 10-17 (Includes one tie)
4.	7	2003	Games 47-53
	7	1994	Games 22-28
	7	1990	Games 37-43
	7	1988	Games 14-20
7.	6	1979	Games 36-41
	6^	1922	Games 8-13 (Includes one tie)
9.	5	Several Times; Last: 1994 (Games 2-6)	

Miscellaneous Alabama Records

ALABAMA PERFECT GAMES

(1) — Al Drumheller, John Collins and Brett Sullenberger (6 Innings) at South Florida (March 31, 1993)

OPPONENT PERFECT GAMES

Bruce Baudier, LSU vs. Alabama (1967)

ALABAMA NO-HITTERS

1. Melford Pratt vs. Mercer (5-2-13)
2. Merritt Wilke at Tennessee (5-3-17)
3. Eddie Owcar at Ole Miss (4-24-42)
4. *Grady Elmore at Southern Miss (3-20-65)
5. *Vince Barrantine at Auburn (3-22-81)
6. *Gordie Hershiser, Paul Mirocke and Greg Hibbard vs. Jackson State (2-27-85)

OPPONENT NO-HITTERS

(1) *Robert Earl Siedell Ole Miss (1962)
* — Denotes 7-inning game.

HOMERED IN FIRST AT-BAT

1. Bill Oakley vs. LSU (3-18-79)
2. Craig Shipley vs. South Alabama (2-28-82)
3. Brett Taft vs. South Alabama (2-23-93)
4. Jeremy Brown vs. Houston (2-12-99)
5. Aaron Clark vs. BYU (2-10-00)

FANS ONLY NETWORK ALL-TIME TEAM (1999)

C — Matt Frick, 1997-98
1B — David Magadan, 1981-83
2B — Joe Caruso, 1994-97
SS — Craig Shipley, 1983-84
3B — Butch Hobson, 1971-73
OF — G.W. Keller, 1997-99
OF — Roberto Vaz, 1997
OF — Fred Sington, 1933-35
SP — Tim Young, 1995-96
RP — Jarrod Kingrey, 1997-98

MOST CONSECUTIVE GAMES WITHOUT BEING SHUTOUT

1. 273 (1996-2000)
2. 199 (1930-1941)
3. 125 (1980-1982)
4. 109 (1922-1926)
5. 104 (1977-1979)

MOST DOUBLE PLAYS (SEASON)

1. 81 (1997)
2. 69 (1998)
3. 67 (2000)
4. 63 (1990)
- 63 (1995)
- 63 (1996)
8. 61 (1986)
9. 54 (1992)
- 54 (1983)

MOST RUNS SCORED

Rk	Runs	Game	
1.	38	B'ham Athletics, 38-2	(1894)
2.	36	Howard, 36-2	(1894)
3.	35	Georgia Southern, 35-11	(1984)
4.	30	UAB, 30-4	(1999)
	30	Ole Miss, 30-6	(1902)
6.	29	Miss. State, 20-10	(1943)
7.	28	LSU, 28-5	(1932)
	28	LSU, 28-2	(1997)
9.	27	Niagara, 27-0	(1999)
	27	Kansas State, 27-5	(1999)
	27	Central Foundry, 27-6	(1947)
	27	Samford, 27-3	(1960)

MOST RUNS ALLOWED

Rk	Runs	Game	
1.	27	Florida, 27-3	(1989)
	27	Vanderbilt, 27-8	(1988)
3.	24	Birmingham Barons, 24-5	(1950)
4.	23	Birmingham Barons, 23-5	(1950)
5.	21	Tennessee, 21-9	(2000)
	21	Tennessee, 21-9	(1999)
	21	Auburn, 21-8	(1989)
8.	20	Birmingham Barons, 20-8	(1925)
	20	Georgia Southern, 20-11	(1980)
10.	19	Vanderbilt, 19-16	(1992)
	19	Auburn, 19-11	(1991)
	19	Georgia, 19-2	(1906)
	19	Tennessee, 19-3	(1903)

LARGEST MARGIN OF VICTORY

Rk	Runs	Game	
1.	36	B'ham Athletics, 38-2	(1894)
2.	34	Howard, 36-2	(1894)
3.	27	Niagara, 27-0	(1999)
4.	26	UAB, 30-4	(1999)
	26	LSU, 28-2	(1997)
6.	24	Georgia Southern, 35-11	(1984)
	24	Samford, 27-3	(1960)
	24	Ole Miss, 30-6	(1902)
9.	23	LSU, 28-5	(1932)
10.	22	Kansas State, 27-5	(1999)
	22	Ole Miss, 22-0	(1902)

LARGEST MARGIN OF DEFEAT

Rk	Runs	Game	
1.	24	Florida, 27-3	(1989)
2.	19	Vanderbilt, 27-8	(1988)
	19	Birmingham Barons, 24-4	(1950)
4.	18	Birmingham Barons, 23-5	(1950)
5.	17	Georgia, 17-0	(1908)
	17	Georgia, 19-2	(1906)
7.	16	Philadelphia A's, 16-0	(1910)
8.	15	Miss. State, 15-0	(1982)
9.	14	Miami, 15-1	(1996)
	14	Miami, 14-0	(1986)
	14	Ohio State, 15-1	(1977)
	14	Miss. State, 19-5	(1963)

Alabama in the Polls

(Final Rankings Since 1959)

BASEBALL AMERICA

1981	17th
1983	2nd
1986	25th
1991	24th
1995	14th
1996	4th
1997	2nd
1998	12th
1999	4th
2000	24th
2002	13th
2005	20th

COLLEGIATE BASEBALL

1968	21st
1983	2nd
1986	21st
1991	25th
1995	14th
1996	5th
1997	2nd
1998	16th
1999	4th
2000	27th
2002	16th
2005	20th

BASEBALL WEEKLY/ESPN

COACHES

1995	15th
1996	6th
1997	2nd
1998	9th
1999	4th
2000	22nd
2002	12th
2005	24th

NCBWA

2002	16th
2003	34th
2005	20th

Miscellaneous Alabama Records (continued)

ALABAMA AS NUMBER-ONE RANKED TEAM

Alabama has compiled a **13-5 (.722) overall record** as the nation's No. 1 ranked team. Alabama earned its first-ever No. 1 ranking entering the 1996 College World Series, but finished tied for fifth with Florida State. In 1997, Alabama was ranked No. 1 throughout the post-season and went to Omaha as the top seed. In addition, Alabama was the first team in CWS history to be the No.1 seed in back-to-back seasons (1996-97).

- Alabama 7, Oklahoma State 5 (5-31-96)
- Miami 15, Alabama 1 (6-2-96)
- Clemson 14, Alabama 13 (6-4-96)
- Alabama 16, Miss. State 3 (5-15-97)
- Alabama 13, Florida 6 (5-16-97)
- LSU 12, Alabama 7 (5-17-97)
- Alabama 6, Florida 3 (5-17-96)
- Alabama 12, LSU 2 (5-18-96)
- Alabama 8, Troy State 5 (5-22-97)
- Alabama 6, Wichita State 2 (5-23-97)
- Alabama 6, NC State 3 (5-24-97)
- Alabama 9, Southern Cal 8 (10) (5-25-97)
- Alabama 3, Miss. State 2 (5-31-97)
- Miami 6, Alabama 1 (6-2-97)
- Alabama 9, Miss. State 5 (6-3-97)
- Alabama 8, Miami 6 (6-5-97)
- Alabama 8, Miami 2 (6-6-97)
- LSU 13, Alabama 6 (6-7-97)

ALABAMA VS. NUMBER-ONE RANKED TEAM

The Crimson Tide has played 19 games against the nation's top ranked team, posting a **9-10 (.474)** ledger. Alabama played at No. 1 Tulane during the 2005 NCAA New Orleans Regional. Alabama lost both meetings with the Green Wave. In addition, the Tide has won four straight regular-season series against the nation's top-ranked team, including wins of Miami (1985), Miss. State (1989), Auburn (1995) and LSU (1997).

- Texas 6, Alabama 4 (6-9-83)
- Texas 4, Alabama 3 (6-11-83)
- Miami 14, Alabama 10 (5-3-85)
- Alabama 12, Miami 6 (5-4-85)
- Alabama 11, Miami 7 (5-5-85)
- Alabama 15, Miss. State 8 (5-6-89) (DH)
- Miss. State 4, Alabama 3 (8) (5-6-89) (DH)
- Alabama 5, Miss. State 4 (15) (5-7-89)
- Alabama 10, Auburn 5 (5-12-95)
- Auburn 3, Alabama 1 (5-13-95)
- Alabama 7, Auburn 4 (5-14-95)
- Alabama 6, LSU 2 (5-9-97)
- Alabama 28, LSU 2 (5-10-97)
- LSU 6, Alabama 4 (5-11-97)
- Miami 8, Alabama 1 (6-13-99)
- Alabama 6, Rice 5 (6-15-99)
- Miami 5, Alabama 2 (6-16-99)
- Tulane 10, Alabama 4 (6-4-05)
- Tulane 7, Alabama 4 (6-6-05)

ALL-TIME ATTENDANCE RECORDS

All Games	
24,859	vs. Miami (CWS) (6-12-99)
24,401	vs. LSU (CWS) (6-7-97)
23,286	vs. Miami (CWS) (6-2-96)
23,267	vs. Oklahoma State (CWS) (6-10-99)
22,640	vs. Miss. State. (CWS) (5-31-97)
22,155	vs. Rice (CWS) (6-15-99)
21,868	vs. Clemson (CWS) (6-4-96)
20,991	vs. Miss. State (CWS) (6-3-97)
20,016	vs. Miami (CWS) (6-2-97)
18,207	vs. Oklahoma State (CWS) (5-31-96)
16,305	vs. Miami (CWS) (6-5-97)
16,303	vs. Miami (CWS) (6-16-99)

Road Games

12,189	at Tulane (2-19-94)
11,246	at New Orleans (2-18-94)
10,050	at Miss. State (4-8-99)
9,289	at Miss. State (4-19-97)
8,514	at Miss. State (DH) (5-6-89)
7,896	at LSU (5-13-00)
7,862	at LSU (5-12-00)
7,474	at LSU (5-14-00)
7,166	Alabama at Miss. State (4-7-99)
6,981	Alabama at LSU (4-19-98)

State of Alabama

16,165	Alabama vs. Arkansas (5-23-99)
14,427	Alabama vs. Auburn (5-23-03)
14,390	Alabama vs. Auburn (5-13-98)
13,367	Alabama vs. S. Carolina (5-26-02)
12,673	Alabama vs. Auburn (5-24-03)
11,705	Alabama vs. LSU (5-25-03)
11,519	Alabama vs. Ole Miss (5-27-05)
11,318	Alabama vs. Ole Miss (5-25-05)
11,129	Alabama vs. Miss. State (5-22-99)
10,721	Alabama vs. Miss. State (5-20-99)
10,612	Auburn vs. Arkansas (5-17-98)
10,410	Alabama vs. Auburn (5-14-98)
10,142	Alabama vs. Auburn (5-11-96)
10,907	Alabama vs. Florida (5-25-02)
10,263	Alabama vs. Florida (5-23-02)

TRIPLE CROWN WINNERS

Year	Player, Pos.	AVG-HR-RBI
1946	Herb Chapman, OF	.368-3-29
1947	Herb Chapman, OF	.322-3-17
1950	Ed White, OF	.447-7-17
1955	Bobby Hunt, OF	.439-3-32
1959	Ken Chapman, OF	.469-3-16
1966	J. McCorquodale, 1B	.355-3-14
1968	Stan Moss, 3B	.342-7-26
1977	Jeff Tillman, DH	.336-7-37
1985	Doug Duke, C	.388-22-67
1987	Deron White, OF	.347-11-47
1988	Jason Bridges, OF	.351-12-43
1989	Cary Williams, OF	.367-16-61
1990	Joe Vitiello, 1B/DH	.364-16-53
1991	Joe Vitiello, 1B/DH	.395-11-67
1993	Al Drumheller, DH	.323-8-38



Joe Vitiello was Alabama's last two-time Triple Crown winner, earning the award in 1990 and 1991.

OUTFIELD ASSISTS (SEASON)

1.	Ted Williams, 1986	9
	Mike Twardoski, 1985	9
	Ronnie Hardin, 1971	9
4.	Scott McClanahan, 2002	8
	Scott McClanahan, 2000	8
	Cary Williams, 1989	8
6.	Rusty Barton, 1982	7
	Larry Mims, 1975	7
8.	Peter Stonard, 2001	6
	Darren Wood, 2000	6
	Kurt Prewitt, 1986	6
	David Fowke, 1980	6
	Johnny Wright, 1978	6
	Terry DuBose, 1971	6
	Bill Walker, 1957	6

OUTFIELD ASSISTS (CAREER)

1.	S. McClanahan, 1999-01	22
2.	Rusty Barton, 1979-82	14
3.	Mike Twardoski, 1985-86	13
	Ted Williams, 1984-86	13
5.	Darren Wood, 1998-2000	10
	Kurt Prewitt, 1985-86	10
	David Fowke, 1980-81	10
8.	G.W. Keller, 1997-99	9
	Dustan Mohr, 1995-97	9
	Ronnie Hardin, 1971-72	9
	Dale Rice, 1956-58	9

Miscellaneous Alabama Records (continued)

GRAND SLAMS (Since 1983)

2005	Evan Bush vs. McNeese State (3-6-05) Allen Rice vs. Ole Miss (4-10-05) Evan Bush vs. Georgia (4-29-05)
2004	Mark Haske vs. S Carolina (4-24-04)
2003	Beau Hearod vs. SE Missouri (2-23) Beau Hearod vs. UMass (3-9) Zac Welch vs. South Alabama (4-16) Beau Hearod vs. (4-23)
2002	Jeremy Brown at USC (3-29) Brent Boyd vs. Ole Miss (4-20) Grant Redding vs. Miss. St. (5-12) Travis Garner vs. Florida (5-25)
2001	Beau Hearod vs. Miami, Ohio (2-18) Brent Boyd vs. APSU (2-28) Beau Hearod vs. Vandy (3-10) Aaron Clark vs. Kentucky (3-18)
2000	Brent Boyd vs. BYU (2-10) Rock Mills vs. C. Florida (2-26) Ben King vs. Nevada (5-26) S. McClanahan at Stanford (5-27) Jeremy Brown at Stanford (5-28)
1999	Jayson Cox vs. Niagara (3-5) G.W. Keller at Tennessee (3-12) Andy Phillips vs. Kansas St. (3-23) Jeremy Brown vs. Vanderbilt (5-9)
1998	G.W. Keller vs. Nicholls St. (2-18) Andy Phillips vs. La. Tech (2-23) Matt Frick vs. Ole Miss (4-24)
1997	Dustan Mohr vs. Michigan (2-21) Roberto Vaz vs. MTSU (2-25) Joe Caruso vs. Georgia (3-7) Robbie Tucker at Florida (3-15) Roberto Vaz at Auburn (4-12) Andy Phillips vs. West Ala. (4-23) Roberto Vaz (5-9)
1996	Rusty Loflin vs. UNC G'boro (3-3) Joe Caruso vs. S. Alabama (5-24) Brett Taft vs. Clemson (6-4)
1994	Kevin Nichols vs. Alcorn St. (4-5) Anthony Box vs. Samford (5-3)
1993	Brett Taft at Vanderbilt (4-3)
1992	Juan DeBrand vs. Alcorn St. (2-18) Brad Oliver vs. MTSU (3-15) Juan DeBrand vs. MTSU (3-15)
1991	Matt Allen vs. Illinois State (3-3) Mick Kerns vs. Murray State (4-10) (Inside the Park)
1990	Matt Allen vs. Auburn (4-24)
1989	Mick Kerns vs. Tennessee (3-11) Cary Williams vs. Samford (4-17) Phillip Doyle vs. Miss. State (5-12)
1988	Hunter Plott at Vanderbilt (4-17) Tim Butt vs. Auburn (4-24)
1987	None
1986	Mike Wiggins vs. W. Kentucky (2-21) Kurt Prewitt vs. Ferris State (3-4) Mike Twardoski vs. LSU (3-22) Doug Duke vs. Ole Miss (4-27) Doug Duke vs. Auburn (5-6) Doug Duke vs. S. Carolina (5-25)
1985	Tim Sims at Jackson State (3-12) Ted McClendon at Jackson St. (3-13)
1984	Mike Pitisci vs. Ala. Christian (2-28) Mike Pitisci at Southern Miss (3-7) Allan Stallings at UNO (3-14) Mike Pitisci at UNO (3-15) Mike Pitisci vs. Clemson (3-21) Mike Pitisci vs. Fla. State (3-23) Kyle Bryan at Ga. Southern (3-28) Frank Velleggia vs. Memphis (4-4)



G.W. Keller, Roberto Vaz, Dustan Mohr and Robbie Tucker earned the distinction as the only foursome in NCAA history to each hit 20 or more home runs in a single season. Alabama hit a school record 160 home runs in 1997.

	Mike Pitisci vs. Auburn (4-23) Frank Velleggia at Memphis (5-25) Ted McClendon vs. Miss. St. (5-7)
1983	David Magadan vs. Columbus College (5-4-83) Allan Stallings at Auburn (5-8)

NCAA CHAMPIONS

Alabama has had four statistical national championships in its baseball history. The 1997 Alabama team won the national championship for the highest slugging percentage, while pitchers Bobby Sprowl and Alan Dunn led the nation in strikeouts per nine innings. Bret Elbin led the nation in runs scored per game during the Crimson Tide's College World Series run during the 1983 season.

Highest Slugging Percentage

.621, by ALABAMA (1997, 1,571 Total Bases)

Most Runs Scored (Per Game)

1.63, by Bret Elbin (1983, 54 Games, 88 Runs)

Most Strikeouts (Per 9 Innings)

11.5 by Bobby Sprowl (1977, 92 IP/115 K)
12.6 by Alan Dunn (1981, 44 IP/62 K)

NCAA RECORD HOLDERS

The 1997 Crimson Tide baseball team is the only team in NCAA history to have four players with 20 or more home runs in a single-season. The Crimson Tide currently holds five NCAA records. The complete listing is as follows.

Most Players with 20 or More Home Runs

4 — by ALABAMA (1997)
Dustan Mohr (25), Roberto Vaz (22),
G.W. Keller (21) and Robbie Tucker (20).

Most Consecutive Hits (Game)

8 — by ALABAMA vs. Samford (4-17-91)

Most Times Hit by Pitch (Game)

4 — by Jerry Shelton vs. Morehead St. (2-16-92)

Most Grand Slams (Season)

6 — by Mike Pitisci (1984)

Most Grand Slams (Career)

6 — by Mike Pitisci (1984)

CRIMSON TIDE BASEBALL

All-Time Extra Inning Results - 59-52-3 (.531)

1893

Alabama 2, Vanderbilt 2 (16) (TIE)

1896

Alabama 9, Sewanee 8 (13)

1914

Alabama 2, Cumberland 1 (14)

1916

Alabama 4, Georgia 3 (10)

1919

Alabama 2, LSU 1 (10)

1924

Alabama 5, Ohio State 4 (10)

1925 (1-1)Alabama 6, Birmingham Barons 5 (10)
Miss. State 4, Alabama 3 (10)**1935 (2-0)**Alabama 2, Ole Miss 1 (10)
Alabama 3, Ole Miss 2 (12)**1941 (1-0-1)**Alabama 3, Rollins College 3 (13) (TIE)
Alabama 11, Ole Miss 10 (14)**1947 (3-0)**Alabama 4, Ole Miss 3 (10)
Alabama 9, Georgia 6 (10)
Alabama 6, Georgia 3 (11)**1949 (2-0)**Alabama 6, Ole Miss 5 (10)
Alabama 4, Ole Miss 3 (10)**1951**

Alabama 3, Ole Miss 3 (10) (TIE)

1952 (2-3)Rollins College 5, Alabama 4 (10)
Alabama 3, Miss. State 2 (11)
Ole Miss 4, Alabama 2 (10)
Auburn 10, Alabama 8 (10)
Alabama 3, Kentucky 2 (10)**1958**

Auburn 3, Alabama 2 (SEC) (13)

1962

Alabama 7, Auburn 6 (10)

1963

Ole Miss 8, Alabama 7 (14)

1964

Tulane 3, Alabama 2 (DH) (8)

1966 (1-1)Miss. State 2, Alabama 1 (14)
Alabama 5, Ole Miss 4 (10)**1968 (2-0)**Alabama 2, Southern Miss 1 (11)
Alabama 3, Ole Miss 2 (DH) (9)**1969 (0-2)**Miss. State 4, Alabama 3 (12)
Miss. State 2, Alabama 1 (15)**1970**

Auburn 3, Alabama 2 (11)

1971

Alabama 6, Miss. State 5 (10)

1974

Southern Miss 3, Alabama 2 (DH) (8)

1975 (1-1)Alabama 3, Southern Miss 2 (DH) (11)
Kentucky 5, Alabama 4 (DH) (8)**1976**

Alabama 5, Southern Miss 2 (10)

1979

South Alabama 9, Alabama 8 (10)

1980

Ole Miss 5, Alabama 4 (DH) (13)

1981

Alabama 4, South Alabama 3 (10)

1982 (3-3)Alabama 8, Auburn 7 (10)
Alabama 11, Auburn 10 (DH) (8)
Alabama 6, Ole Miss 2 (DH) (8)
Memphis State 10, Alabama 9 (10)
LSU 8, Alabama 7 (DH) (8)
Auburn 8, Alabama 7 (DH) (8)**1983 (1-1)**Alabama 6, Arizona State 5 (CWS) (11)
Texas 6, Alabama 4 (CWS) (10)**1984 (1-3)**Alabama 5, Ole Miss 2 (DH) (10)
Miss. State 5, Alabama 2 (DH) (10)
Ole Miss 8, Alabama 7 (DH) (8)
Kentucky 8, Alabama 4 (SEC) (10)**1985 (4-1)**Alabama 4, Southern Miss 3 (13)
Alabama 11, Ole Miss 9 (DH) (9)
Alabama 8, Kentucky 6 (11)
Clemson 5, Alabama 4 (DH) (8)
Alabama 6, Miss. State 5 (DH) (10)**1986 (6-2)**Alabama 3, Florida 2 (DH) (12)
Alabama 14, Kentucky 12 (DH) (9)
Alabama 19, Kentucky 7 (DH) (8)
LSU 6, Alabama 5 (10)
LSU 8, Alabama 6 (DH) (9)
Alabama 5, LSU 4 (DH) (9)
Alabama 3, Huntingdon 2 (10)
Alabama 8, Auburn 7 (SEC) (11)**1987 (0-5)**South Alabama 9, Alabama 8 (12)
New Orleans 6, Alabama 5 (10)
Kentucky 11, Alabama 8 (DH) (8)
Jackson State 3, Alabama 2 (10)
Georgia 8, Alabama 7 (12)**1988**

Auburn 3, Alabama 1 (11) (Huntsville)

1989 (3-2)South Alabama 8, Alabama 6 (10)
Alabama 5, Kentucky 4 (DH) (11)
Alabama 7, Auburn 5 (12)
Miss. State 4, Alabama 3 (DH) (8)
Alabama 5, Miss. State 4 (15)**1990 (0-3)**Middle Tennessee State 5, Alabama 4 (10)
Georgia 4, Alabama 3 (DH) (8)
UAB 6, Alabama 4 (10) (Hoover Met)**1992 (1-1)**Samford 5, Alabama 4 (10)
Alabama 11, Miss. State 10 (14)**1993**

Alabama 3, Ole Miss 2 (13)

1994Alabama 2, UAB 1 (11)
Ole Miss 5, Alabama 4 (11)**1995 (3-1)**Alabama 2, Middle Tennessee State 1 (11)
NE Louisiana 8, Alabama 6 (13)
Alabama 5, Florida 4 (10)
Alabama 7, LSU 6 (11)**1996 (2-1)**Alabama 6, Georgia 4 (12)
Eastern Kentucky 8, Alabama 7 (10)
Alabama 3, Tennessee 1 (SEC) (14)**1997 (3-1)**Alabama 6, Florida 4 (10)
Alabama 12, Auburn 11 (11)
Miss. State 11, Alabama 10 (10)
Alabama 9, Southern California 8 (NCAA) (10)**1998 (1-1)**South Carolina 11, Alabama 10 (11)
Alabama 12, Miss. State 10 (10)**1999 (1-1)**Houston 9, Alabama 5 (10)
Alabama 12, Florida 10 (10)**2000 (3-0)**Alabama 6, Southern Miss 5 (10)
Alabama 7, Tennessee 6 (11)
Alabama 8, Southern Miss 6 (11)**2001 (0-3)**Winthrop 4, Alabama 3 (10)
Vanderbilt 7, Alabama 6 (10)
Auburn 5, Alabama 4 (10)**2002 (1-1)**Alabama 10, South Carolina 6 (13)
Georgia 8, Alabama 7 (11)**2004 (0-3)**South Carolina 1, Alabama 0 (10)
LSU 2, Alabama 1 (8)
Kentucky 9, Alabama 8 (12)**2005 (0-3)**Miami (Ohio) 11, Alabama 10 (10)
Vanderbilt 4, Alabama 3 (13)
Alabama 5, LSU 4 (13)**LONGEST EXTRA INNING GAMES**16 -- Alabama 2, Vanderbilt 2 (1893)
15 -- Miss. State 2, Alabama 1 (1969)
15 -- Alabama 5, Miss. State 4 (1989)
14 -- Alabama 2, Cumberland 1 (1914)
14 -- Alabama 11, Ole Miss 10 (1941)
14 -- Miss. State 2, Alabama 1 (1966)
14 -- Alabama 11, Ole Miss 10 (1992)
14 -- Alabama 3, Tennessee 1 (1996)

All-Time Television Results - 104-67 (.608)

1981 (2-0)

Alabama 4, Ole Miss 3 (ESPN - TD)
Alabama 9, Southern Miss 5 (ESPN - TD)

1983 (3-2)

Alabama 6, Arizona State 5 (ESPN) (CWS)
Alabama 6, Michigan 5 (ESPN) (CWS)
Texas 6, Alabama 4 (ESPN - TD) (CWS)
Alabama 6, Arizona State 0 (ESPN) (CWS)
Texas 4, Alabama 3 (ESPN) (CWS)

1984 (0-1)

Miss. State 8, Alabama 4 (ESPN)

1985 (2-2)

Auburn 10, Alabama 6 (WDBB)
Ole Miss 10, Alabama 7 (WDBB)
Miss. State 6, Alabama 4 (ESPN)
Alabama 11, Miami 7 (WDBB)

1987 (0-1)

at Florida 8, Alabama 3 (Sunshine)

1989 (0-3)

at Florida 27, Alabama 3 (SportsChannel)
at LSU 13, Alabama 6 (SportsChannel)
Vanderbilt 8, Alabama 7 (SportsChannel)

1990 (0-2)

at Auburn 7, Alabama 6 (SportsChannel)
LSU 7, Alabama 4 (SportsChannel)

1991 (1-0)

Alabama 4, Ole Miss 3 (SportsChannel)

1992 (0-2)

LSU 10, Alabama 0 (SportsChannel)
LSU 8, Alabama 7 (SportsChannel)

1993 (2-1)

at South Florida 11, Alabama 6 (SportsChannel)
Alabama 6, at Vanderbilt 4 (SportSouth)
Alabama 8, at Vanderbilt 6 (SportSouth)

1994 (0-3)

at South Florida 5, Alabama 2 (SportsChannel)
at Florida 12, Alabama 5 (SportsChannel)
at Ole Miss 6, Alabama 5 (SportSouth)

1995 (0-2)

at Notre Dame 5, Alabama 3 (SportsChannel)
Arkansas 9, Alabama 3 (SportSouth)

1996 (4-3)

Alabama 7, Georgia Tech 2 (SportSouth) (OGC)
at Kentucky 3, Alabama 2 (SportSouth)
Alabama 10, Florida 5 (SEC) (SportSouth)
Alabama 15, Florida 5 (SEC) (SportSouth)
Alabama 7, Oklahoma State 5 (CWS) (ESPN)
Miami 15, Alabama 1 (CWS) (ESPN)
Clemson 14, Alabama 13 (CWS) (ESPN)

1997 (6-3)

Alabama 13, at Florida 9 (SportsChannel)
at Auburn 13, Alabama 8 (FOX SportsSouth)
Alabama 12, LSU 2 (SEC) (FOX SportsSouth)
Alabama 3, Miss. State 2 (CWS) (ESPN)
Miami 6, Alabama 1 (CWS) (ESPN)
Alabama 9, Miss. State 5 (CWS) (ESPN 2)
Alabama 8, Miami 6 (CWS) (ESPN)

1997 Continued

Alabama 8, Miami 2 (CWS) (ESPN)
LSU 13, Alabama 6 (CWS) (CBS)

1998 (9-2)

Alabama 12, Florida 7 (ACN)
Alabama 16, Tennessee 12 (FOX SS)
Alabama 10, at South Alabama 9 (Comcast)
Alabama 5, Ole Miss (ACN)
Alabama 9, Auburn 8 (ACN)
Auburn 15, Alabama 4 (ACN)
Alabama 10, Auburn 4 (ACN)

Auburn 11, Alabama 8 (SEC) (ACN)
Alabama 8, Kentucky 3 (SEC) (ACN)
Alabama 3, Florida 2 (SEC) (FOX SS)
Alabama 4, Auburn 3 (SEC) (FOX SS)

1999 (29-7)

Cal State Fullerton 5, Alabama 2 (ACN)
Alabama 5, Cal State Fullerton 4 (ACN)
Alabama 7, Cal State Fullerton 6 (ACN)
Alabama 14, Niagara 3 (ACN)
Alabama 8, Georgia 2 (ACN)
Alabama 4, Georgia 2 (ACN)
Alabama 9, Georgia 8 (ACN)
Alabama 17, Kansas State 5 (ACN)
Alabama 9, Kansas State 8 (ACN)
at Auburn 15, Alabama 4 (ACN)
at Auburn 10, Alabama 2 (ACN)
Alabama 10, at Auburn 4 (ACN)
Alabama 13, South Carolina 8 (ACN)
Alabama 14, South Carolina 5 (ACN)
South Carolina 12, Alabama 4
Alabama 10, LSU 3 (ACN)
LSU 9, Alabama 8 (FOX SportsSouth)
Alabama 9, LSU 4 (ACN/GSN)
Alabama 8, Arkansas 3 (ACN)
Alabama 15, Arkansas 8 (ACN)
Alabama 9, Arkansas 8 (ACN)
at Ole Miss 6, Alabama 2 (ACN)
Alabama 9, Vanderbilt 3 (ACN)
Alabama 22, Vanderbilt 13 (ACN)
Alabama 14, Vanderbilt 5 (ACN)
Alabama 12, at Florida 10 (10)
Alabama 4, at Florida 3 (FOX SportsSouth)
Alabama 7, Ole Miss 6 (SEC) (ACN)
Alabama 4, Miss. State 3 (SEC) (ACN)
Alabama 12, Miss. State 11 (SEC) (FOX)
Alabama 9, Arkansas 3 (SEC) (FOX)
Alabama 13, LSU 6 (ACN)
Alabama 13, LSU 5 (ACN)
Alabama 11, Oklahoma St 3 (CWS) (ESPN)
Miami 8, Alabama 1 (CWS) (ESPN)
Alabama 6, Rice 5 (CWS) (ESPN 2)
Miami 5, Alabama 2 (CWS) (ESPN 2)

2000 (16-11)

BYU 8, Alabama 3 (CSSE)
Purdue 10, Alabama 9 (CSSE)
Alabama 9, Purdue 4 (CSSE)
Alabama 5, Purdue 0 (CSSE)
Alabama 4, South Alabama 1 (CSSE)
at Georgia 9, Alabama 6 (Comcast)
at Georgia 12, Alabama 5 (Comcast)
at Georgia 8, Alabama 7 (Comcast)
Alabama 9, Miss. State 6 (CSSE)
Alabama 13, Miss. State 11 (CSSE)
Alabama 8, at South Alabama 2 (Comcast)
Alabama 7, Tennessee 6 (11) (CSSE)
Tennessee 12, Alabama 5 (CSSE)
Alabama 8, at Southern Miss 6 (11) (Comcast)
Alabama 8, at Arkansas 7 (FOX SportsNet)
Alabama 15, Ole Miss 7 (CSSE)

2000 (Continued)

Alabama 12, Ole Miss 7 (CSSE)
Ole Miss 9, Alabama 8 (CSSE)
Alabama 3, Auburn 2 (CSSE)
Auburn 6, Alabama 3 (FOX Sports Net)
Alabama 13, Auburn 4 (CSSE)
at LSU 11, Alabama 4 (CSSE)
Alabama 14, at LSU 0 (GSN)
Alabama 9, Miss. State 3 (SEC) (CSSE)
LSU 18, Alabama 12 (SEC) (CSSE)
Alabama 12, Georgia 4 (SEC) (FOX Sports Net)
LSU 6, Alabama 5 (SEC) (FOX Sports Net)

2001 (14-8)

Alabama 10, Oklahoma 8 (CSSE)
Alabama 5, Oklahoma 0 (CSSE - TD)
Alabama 6, Oklahoma 5 (CSSE)
Alabama 6, South Alabama 5 (CSSE)
Alabama 9, Birmingham Southern 1 (CSSE)
Alabama 12, South Carolina 1 (Comcast)

Alabama 13, South Carolina 2 (FOX SportsNet)
Alabama 7, South Carolina 5 (CSSE)
Alabama 8, Southern Miss 4 (CSSE)
Alabama 9, Georgia 3 (CSSE)
Alabama 9, Georgia 3 (CSSE - TD)
Georgia 8, Alabama 1 (CSSE)
UAB 6, Alabama 5 (Comcast)
Auburn 5, Alabama 4 (10) (CSSE)
Auburn 7, Alabama 5 (FOX SportsNet)
Auburn 10, Alabama 5 (CSSE)
LSU 4, Alabama 2 (CSSE)
LSU 8, Alabama 7 (CSSE - TD)
LSU 8, Alabama 3 (CSSE)
Alabama 11, Arkansas 6 (CSSE)
Alabama 10, Arkansas 9 (CSSE - TD)
Alabama 8, Arkansas 6 (CSSE)

2002 (8-4)

Minnesota 5, Alabama 2 (FOX Midwest)
Alabama 8, Auburn 6 (Comcast)
Alabama 6, Auburn 5 (FOX Sports Net South)
Alabama 12, Miss. State 2 (Comcast) (SEC)
Alabama 7, Florida 4 (Comcast) (SEC)
Florida 7, Alabama 4 (FOX SNS) (SEC)
Alabama 6, South Carolina 2 (FOX) (SEC)
SE Missouri 7, Alabama 4, (Comcast) (NCAA)
Alabama 6, Auburn 3 (Comcast) (NCAA)
Alabama 7, SE Missouri 4 (Comcast) (NCAA)
Alabama 7, Florida Atlantic 2 (Comcast) (NCAA)
Florida Atlantic 6, Alabama 5 (Comcast) (NCAA)

2003 (8-4)

Florida 6, Alabama 1 (Sunshine)
Florida 6, Alabama 5 (Sunshine)
LSU 11, Alabama 10 (Jumbo, CSS)
Auburn 7, Alabama 6 (CSS)
Tennessee 10, Alabama 3 (CSS)
South Carolina 9, Alabama 6 (FOX SNS)
Alabama 9, South Carolina 7 (CSS) (SEC)
Alabama 7, Auburn 5 (FOX SNS) (SEC)
Alabama 13, Auburn 3 (CSS) (SEC)
Alabama 10, LSU 3 (FOX SNS) (SEC)

2004 (4-4)

Georgia 5, Alabama 4 (CSS)
Georgia 7, Alabama 5 (CSS)
Vanderbilt 3, Alabama 2 (CSS)
Alabama 5, UAB 4 (CSS)
Alabama 19, Auburn 0 (CSS)
Alabama 7, South Carolina 4 (FOX)
Alabama 2, Florida 0 (Sunshine)
Kentucky 9, Alabama 8 (12) (CSS)

2005 (14-10)

Hawaii 4, Alabama 1 (KFVE-TV)
Alabama 9, Hawaii 5 (KFVE-TV)
Hawaii 3, Alabama 2 (KFVE-TV)
Alabama 3, Hawaii 2 (KFVE-TV)
Alabama 5, Jacksonville State 3 (ACN)
Vanderbilt 4, Alabama 3 (13) (CSS)
Alabama 4, LSU (ACN)
LSU 11, Alabama 2 (ACN/Jumbo)
Alabama 5, LSU 4 (13) (ACN/Jumbo)
Florida 7, Alabama 4 (FSNS)
Alabama 6, South Carolina 4 (CSS)
Alabama 10, South Carolina 4 (FSNS)
South Carolina 5, Alabama 2 (CSS)
Alabama 5, Georgia 3 (ACN)
Alabama 11, Georgia 9 (ACN)
Alabama 5, UAB 4 (CSS)
Arkansas 3, Alabama 2 (CSS)
Alabama 11, Auburn 9 (CSS)
Ole Miss 3, Alabama 1 (CSS)
Alabama 5, Arkansas 4 (CSS)
Ole Miss 5, Alabama 3 (FSNS)
Alabama 7, UL Lafayette 5 (ACN/Jumbo)
Tulane 10, Alabama 4 (ACN/Jumbo)
Alabama 4, UL Lafayette 3 (ACN/Jumbo)
Tulane 7, Alabama 4 (ACN/Jumbo)

CRIMSON TIDE BASEBALL

Alabama Records by Class & Position

Alabama Batting Average, Home Runs and RBI Records by Class

FRESHMAN

Average	.389 (77-188) — David Magadan (1981)
Home Runs	15 — Jeremy Brown (1999)
RBI	69 — Jeremy Brown (1999)

SOPHOMORE

Average	.411 (97-236) — Peter Stonard (2002)
Home Runs	22 — Doug Duke (1985)
RBI	68 — G.W. Keller (1997)

JUNIOR

Average	.525 (114-217) — David Magadan (1983)
Home Runs	27 — Doug Duke (1986)
RBI	95 — David Magadan (1983)

SENIOR

Average	.399 (97-243) — Mike Twardoski (1986)
Home Runs	22 — Andy Phillips (1999) 22 — Matt Frick (1998)
RBI	82 — Beau Hearod (2003)

Alabama Wins, Innings Pitched and Strikeout Records by Class

FRESHMAN

Innings	112 1/3 — Wade LeBlanc (2004)
Wins	8 — Wade LeBlanc (2004) 8 — Taylor Tankersley (2002) 8 — Scott Murphy (1999) 8 — B.J. Green (1998)
Strikeouts	105 — David Robertson (2005)

SOPHOMORE

Innings	122 2/3 — Brent Carter (2003)
Wins	10 — Brent Carter (2003) 10 — Jonathan Blankenship (1999) 10 — Pete Fisher (1997)
Strikeouts	108 — Wade LeBlanc (2005)

JUNIOR

Innings	124 1/3 — Heath Henderson (1997)
Wins	13 — Heath Henderson (1997)
Strikeouts	118 — Bobby Sprowl (1977)

SENIOR

Innings	115 - Manny Torres (1999)
Wins	11 - Dean Hayes (1983) 11 - Tim Young (1996)
Strikeouts	104 - Manny Torres (1999) 104 - Joel Colgrove (1996)

Alabama Batting Average, Home Runs and RBI Records by Position

Pos.	Player	Avg.
C	Doug Duke (1985)	.388
1B	David Magadan (1983)	.525
2B	Peter Stonard (2002)	.411
SS	Andy Phillips (1999)	.398
3B	Herb Kosten (1956)	.393
OF	Ken Chapman (1959)	.469

Pos.	Player	Runs
C	Jeremy Brown (2001)	47
1B	Jeremy Brown (1999)	77
2B	Joe Caruso (1997)	76
SS	Andy Phillips (1998)	71
3B	Bret Elbin (1983)	88
OF	Roberto Vaz (1997)	87

Pos.	Player	Hits
C	Dax Norris (1996)	105
1B	David Magadan (1983)	114
2B	Joe Caruso (1997)	102
SS	Andy Phillips (1998)	103
3B	Andy Phillips (1997)	102
OF	G.W. Keller (1999)	107

Pos.	Player	Doubles
C	Dax Norris (1996)	21
1B	David Magadan (1983)	31
2B	Peter Stonard (2002)	22
SS	Adam Pavkovich (2003)	27
3B	Andy Phillips (1999)	25
OF	Dustan Mohr (1997)	21

Pos.	Player	Triples
C	Rich Potter (1973)	5
2B	Joe Caruso (1997) Kyle Walck (1991) Frank Menechino (1992)	5 5 5
SS	Larry Keenum (1977)	5
3B	Andy Phillips (1999)	6
OF	Roberto Vaz (1997)	9

Pos.	Player	HR
C	Doug Duke (1986)	27
1B	Aaron Clark (2001) Mike Pitisci (1984) Robbie Tucker (1997)	20 20 20
2B	Sam Bozanich (2000)	18
SS	Andy Phillips (1999)	22
3B	Andy Phillips (1997)	15
OF	Dustan Mohr (1997)	25

Pos.	Player	RBI
C	Doug Duke (1986)	82
1B	David Magadan (1983)	95
2B	Sam Bozanich (2000)	83
SS	Andy Phillips (1999)	66
3B	Andy Phillips (1997)	65
OF	Beau Hearod (2003)	82

Boldface indicates single-season record.

Alabama Team Records

Team Batting Records

MOST AT-BATS

Inning	14 vs. LSU (5-10-97)
Game	64 vs. Georgia Southern (3-23-84)
Season	2,527 (1997)

MOST RUNS SCORED

Inning	14 vs. La. Tech (2-25-98)
Game	35 vs. Georgia Southern (3-23-84)
Season	679 (1997)

MOST RUNS EXTRA INNING GAME

Inning	12 vs. Kentucky (3-15-86)
---------------	---------------------------

MOST HITS

Inning	10 vs. Niagara (3-7-99); La. Tech (2-25-98) and Samford (4-17-91)
Game	35 vs. Georgia Southern (3-23-84)
Season	860 (1997)

MOST CONSECUTIVE HITS

Game	8 vs. Samford (4-17-91); Alcorn St. (4-5-94) and St. Louis (3-8-94)
-------------	---

The eight hits vs. Samford were the first eight batters of the first inning, tying an NCAA Record for most consecutive hits to open a game. The eight hits vs. Alcorn State were the first eight batters in the seventh inning.

MOST DOUBLES

Inning	5 vs. Arkansas (4-26-03) (7th Inning)
Game	9 vs. Kansas State (3-23-99); Auburn (3-29-88) and Richmond (NCAA) (5-27-95)
Season	163 (1997)

MOST TRIPLES

Inning	3 vs. Miami (5-4-85)
Game	5 vs. Samford (3-22-60)
Season	34 (1997)

MOST HOME RUNS

Inning	4 vs. UAB (4-14-99) and Columbus College (5-4-83)
Game	13 vs. UAB (April 14, 1999)
Season	160 (1997)

MOST GRAND SLAMS

Game	2 vs. MTSU (3-15-92)
Season	11 (1984)

MOST RUNS BATTED IN

Inning	13 vs. La. Tech (2-25-98)
Game	33 vs. Georgia Southern (3-23-84)
Season	625 (1997)

MOST TOTAL BASES

Inning	23 vs. Niagara (3-7-99)
Game	72 vs. UAB (4-14-99)
Season	1,571 (1997)

HIGHEST SLUGGING PERCENTAGE

Game	1.287 vs. UAB (4-14-99) (72 TB/56 AB)
Season	.621 (1997)

MOST SACRIFICE FLIES

Game	5 vs. Arkansas State (2-23-02)
Season	44 (2002)

MOST SACRIFICE BUNTS

Game	5 vs. Vanderbilt (3-26-05)
Season	41 (1969, 2002)

MOST STOLEN BASES

Inning	6 vs. Eastern Kentucky (3-19-96)
Game	9 vs. Miss. Valley State (5-14-02)
	9 vs. Eastern Kentucky (3-19-96)
	9 vs. Central Florida (4-5-87)
Season	141 (1981)

MOST WALKS

Inning	7 vs. Jackson State (3-13-85)
Season	367 (1999)

MOST STRIKEOUTS

Game	21 vs. Georgia (1908)
Season	437 (1997)

MOST HIT BY PITCH

Inning	3 vs. Houston (2-13-98)
Game	7 vs. Rhode Island (3-1-03)
Season	71 (2000)

MOST LEFT ON BASE

Game	18 vs. Arkansas (1995)
Season	590 (1999)

BATTING AVERAGE

High	.340 (1997)
Low	.213 (1966)

RUNS PER GAME

High	9.7 (1997)
Low	4.1 (1966)

HITS PER GAME

High	12.3 (1997)
Low	7.3 (1966)

WALKS PER GAME

High	5.32 (1999)
Low	3.4 (1966)

STRIKEOUTS PER GAME

High	6.8 (1966)
Low	2.65 (1954)

Team Fielding Records

PUTOUTS

Game	45 vs. Miss. State (5-7-89)
Season	1,866 (1996)

High	1,866 (1996)
Low	382 (1959)

ASSISTS

Game	22 vs. Tennessee (5-17-96) (14) 19 Northeast Louisiana (2-25-96) & UAB (2-24-89)
Season	787 (1996)

High	798 (1997)
Low	167 (1954, 1959)

OUTFIELD ASSISTS

Season	26 (1971) 23 (2000)
---------------	------------------------

ERRORS

Game	8 vs. Georgia (April 4, 1992)
Season	130 (1986)

High	130 (1986)
Low	25 (1960)

PASSED BALLS

Season	27 (2004)
---------------	-----------

FIELDING PERCENTAGE

High	.971 (1996)
Low	.931 (1959)

DOUBLE PLAYS

Game	5 vs. Kentucky (3-20-05) 5 vs. Huntingdon (4-27-90)
Season	81 (1997)

TRIPLE PLAYS

Game	vs. Southern Miss (5-30-99) vs. Alcorn State (1988) vs. Western Kentucky (1987)
-------------	---

OPPONENT TRIPLE PLAYS

Game	1 by Mississippi State (1932) 1 by Middle Tennessee (1997) 1 by Florida (1997)
-------------	--

Alabama Team Records (continued)

Team Pitching Records

MOST INNINGS PITCHED

Game 16 vs. Vanderbilt (1893)
15 at Miss. State (May 7, 1989)
Season 622.0 (1996)

MOST RUNS ALLOWED

Inning 12 at Florida (3-19-89)
Game 27 at Fla (3-19-89) & Vandy (4-17-88)
Season 399 (2000)

MOST EARNED RUNS ALLOWED

Inning 12 at Florida (3-19-89)
Game 24 at Vanderbilt (4-17-88)
Season 336 (1999)

MOST HITS ALLOWED

Inning 11 at Florida (3-19-89)
Game 30 at Vanderbilt (4-17-88)
Season 688 (1997)

MOST SINGLES

Game 20 at Vanderbilt (4-17-88)

MOST HOME RUNS

Game 6 at Vanderbilt (4-17-88)

MOST WALKS ALLOWED

Inning 7 at Ole Miss (4-24-94)
Game 13 vs. Auburn (3-30-87) and (4-26-87)
Season 297 (1981)

MOST STRIKEOUTS

Game 18 vs. Stillman (1969) (9 IP)
12 vs. Florida (3-19-88) (7 IP)
Season 595 (1999)

MOST HIT BY PITCHES

Season 47 (1999)

MOST WILD PITCHES

Season 62 (1999)

COMPLETE GAMES

High 20 (1975)
Low 4 (1983, 1985)

SHUTOUTS

High 8 (1974)
Low 1 (Several)

SAVES

High 22 (2002)
Low 2 (1979)

INNINGS PITCHED

High 622 (1996)
Low 127 (1959)

EARNED RUN AVERAGE

High 5.62 (1985)
Low 2.07 (1966)

RUNS ALLOWED

High 399 (2000)
Low 60 (1966)

RUNS ALLOWED PER GAME

High 6.14 (2000)
Low 3.00 (1966)

EARNED RUNS ALLOWED

High 336 (1999)
Low 40 (1959)

HITS ALLOWED

High 688 (1997)
Low 105 (1954, 1959)

HITS ALLOWED PER GAME

High 10.35 (2000)
Low 5.52 (1951)

STRIKEOUTS

High 595 (1999)
Low 69 (1959)

STRIKEOUTS PER GAME

High 8.62 (1999)
Low 4.41 (1954)

WALKS

High 297 (1981)
Low 52 (1959)

WALKS PER GAME

High 5.21 (1981)
Low 3.28 (1972)

HIT BY PITCH

High 62 (2005)
Low 3 (Several)

BALKS

High 22 (1991)
Low 1 (1990)

Season Records

GAMES PLAYED

High 70 (1997)
Low 15 (1959)

AT-BATS

High 2,527 (1997)
Low 484 (1959)

BATTING AVERAGE

High .340 (1997)
Low .213 (1966)

SLUGGING PERCENTAGE

High .627 (1997) (NCAA Champions)
Low .289 (1970)

WINS

High 56 (1997)
Low 8 (1959)

SEC WINS

High 21 (1999)
Low 4 (1994)

LOSSES

High 35 (1994)
Low 0 (1897)

SEC LOSSES

High 22 (1994)
Low 1 (1938, 1940, 142)

HOME WINS

Season 37 (1999) (37-4, .902)

ROAD WINS

Season 16 (1984) (16-9, .640)

WINNING PERCENTAGE

High 1.000 (1897, 10-0)
.800 (1997, 56-14)
Low .214 (1906, 4-16-1)
.375 (1994, 21-35)

EXTRA INNING GAMES

Season 6 (1986) (6-2, .750)

ONE-RUN GAMES

Season 19 (1994) (4-15, .211)
Wins 14 (1999) (14-3, .824)
Losses 15 (1994) (4-15, .211)

POST-SEASON GAMES

Season 15 (1997) (12-3, .800)
Wins 15 (1997) (12-3, .800)
Losses 4 (1998) (6-4, .600)
Pct. .846 (1999) (11-2)
.800 (1997) (12-3)

FEBRUARY

Season 10 (1997) (10-0, 1.000)

MARCH

Season 17 (1981) (17-3, .850)
17 (1984) (17-3, .850)

APRIL

Season 16 (1986) (16-6, .727)
16 (1989) (16-8, .667)

MAY

Season 15 (1983) (15-2, .882)

JUNE

Season 4 (1997) (4-2, .667)
4 (1999) (4-2, .667)

LONGEST GAME

Innings 16 vs. Vanderbilt (1893)
Time 3:55 vs. LSU (5-18-00) (9 Innings)
3:52 vs. Houston (5-31-03) (9 innings)
4:30 vs. LSU (4-3-05) (13 innings)
4:00 vs. Tennessee (5-17-96) (14 Inn)

SHORTEST GAME

Innings 5 vs. Illinois (3-2-97)
Time 1:46 at South Carolina (4-1-00)

Alabama Individual Records

Individual Batting Records

MOST GAMES

Season 70 by Andy Phillips (1997)
Career 251 by Jeremy Brown (1999-2002)

MOST GAMES STARTED

Season 70 by Andy Phillips (1997)
Career 251 by Jeremy Brown (1999-2002)

HIGHEST BATTING AVERAGE

Season .525 David Magadan (1983)
Career .439 David Magadan (1981-83)

HIGHEST BATTING AVERAGE (LESS THAN 100 AB)

Season .469 Ken Chapman (1959)
Career .410 Ken Chapman (1959-61)

MOST AT-BATS


Inning 2 by Several
Game 8 by Allan Stallings vs. Georgia Southern (3-23-84); Dee Smithey vs. Georgia Southern (3-23-84); Pat Monti vs. Mississippi State (5-7-89); by John Farrell vs. Miss. State (5-7-89)
Season 295 by David Tidwell (1997)
Career 949 by Brent Boyd (1999-2002)

MOST RUNS SCORED

Inning 2 by Several
Game 6 by Craig Shipley vs. Georgia Southern (3-28-84)
Season 88 by Bret Elbin (1983)
Career 244 by Jeremy Brown (1999-2002)

MOST HITS

Inning 2 by Several
 Last: Matt Grooms vs. Hawaii (2-12-05)
Game 5 by Morrow Thomley (3-13-05); Beau Hearod vs. UAB (4-23-03); Travis Garner vs. South Alabama (4-16-03); Garner vs. South Carolina (Mar. 30, 2002); Jeremy Brown at West Alabama (4-5-00); G.W. Keller vs. Vanderbilt (5-9-99); Andy Phillips vs. Kansas State (3-23-99); Jeremy Brown vs. CS Fullerton (2-28-99); Andy Phillips at S. Carolina (3-22-98); Andy Phillips at Auburn (4-12-97); Chris Moller at LSU (4-27-96); Mick Kerns vs. Auburn (4-20-91); Pat Monti vs. UAB (4-27-89) (Hoover Met); Robert Fletcher vs. Indiana State (2-27-88); Kurt Prewitt vs. Ala. State (4-10-85); Craig Shipley vs. Florida State (3-23-84); David Magadan vs. Arizona St. (6-4-83); David Magadan vs. Florida (5-13-83) (SEC); David Magadan vs. Ala. Christian (4-16-83); Gary Jack vs. Tennessee (April 1, 1981); Rex Bynum vs. LSU (April 29, 1972); Gene Giannini vs. Ole Miss (1960); Ken Chapman vs. Auburn (1960); Norman Koury vs. Tulane (1958) and Ed White vs. Florida ('49)



G.W. Keller hit home runs in three consecutive at bats in Alabama's 27-0 win over Niagara on March 7, 1999.

Season 114 by David Magadan (1983)
Career 322 by Andy Phillips (1996-99)

MOST SINGLES

Game 5 David Magadan vs. Arizona State (June 4, 1983)
Season 76 G.W. Keller (1999)
Career 209 by Brent Boyd (1999-2002)

MOST DOUBLES

Inning 2 by several
 (Last: Carlos Sosa vs. SEMO (2-22-04)
Game 4 by Mick Kerns vs. Auburn (4-20-91)
Season 31 by David Magadan (1983)
Career 64 by David Magadan (1983)

MOST TRIPLES

Inning 1 by Several
Game 3 by Ken Chapman vs. Samford ('60)
Season 9 by Roberto Vaz (1997)
Career 12 by G.W. Keller (1997-99)

MOST HOME RUNS

Inning 2 by G.W. Keller vs. Niagara (3-7-99); Joe Caruso vs. UAB (4-10-96) and Frank Velleggia vs. Columbus College (5-4-83)
Game 3 by Paul Spivey vs. Ole Miss (1972); Kyle Bryan vs. Georgia Southern (3-23-84); Joe Vitiello vs. Vanderbilt (5-12-91); Mick Kerns vs. Alcorn State (2-19-92);

Dan Chavers vs. UALR (2-21-98); G.W. Keller vs. Niagara (3-7-99); Andy Phillips vs. UAB (4-14-99) and Keller vs. Vanderbilt (5-8-99)

Season 27 by Doug Duke (1986)
Career 61 by Andy Phillips (1996-99)

CONSECUTIVE HOME RUNS

Game 3 G.W. Keller vs. Niagara (3-7-99)
 Hit 3 HRs on 5 pitches.

HOME RUNS IN CONSECUTIVE GAMES

Season 5 Roberto Vaz (1997)

MOST GRAND SLAMS

Game 1 by Several
Season 6 by Mike Pitisci (1984) (NCAA RECORD)
Career 6 by Mike Pitisci (1984) (NCAA RECORD)

MOST RUNS BATTED IN

Inning 5 by Andy Phillips vs. La. Tech (2-25-98)
Game 9 by Roberto Vaz at Auburn (4-12-97)
Season 95 by David Magadan (1983)
Career 230 by Jeremy Brown (1999-2002)

MOST TOTAL BASES

Inning 8 by Frank Velleggia vs. Columbus College (5-4-83)
Game 14 by Andy Phillips vs. Kansas St. (March 23, 1999); Mick Kerns vs. Alcorn State (2-19-92)
Season 203 by Roberto Vaz (1997) and Andy Phillips (1999)
Career 590 by Andy Phillips (1996-99)

HIGHEST SLUGGING PERCENTAGE

Season .796 Roberto Vaz (1997)
Career .653 Andy Phillips (1996-99)

MOST STRIKEOUTS

Inning 1 by Several
Game 5 by Brent Reese vs. Auburn (4-22-89)
Season 61 by Evan Bush (2005)
 61 by Mick Kerns (1989)
Career 215 by Allan Stallings (1982-85)


MOST WALKS

Inning 2 Several
 (Scott Weil vs. Alcorn St. (5-5-94)
Game 4, Several (Scott McClanahan, 2000)
Season 69 by Jeremy Brown (2002)
Career 207 by Jeremy Brown (1999-2002)

MOST TIMES HIT BY PITCH

Game 4 by Jerry Shelton vs. Morehead State (2-18-92) (NCAA RECORD)
Season 19 by Jerry Shelton (1991)
Career 52 by Jerry Shelton (1991-93)

Alabama Individual Records (continued)



Andy Phillips set the SEC record with a 36-game hitting streak in 1999.

MOST STOLEN BASES

Inning	3 by Sam Bozanich vs. Central Fla. (2-26-00); Doug Hall vs. E. Kentucky (1996); Ted Williams (Samford (1986)
Game	5 by Ted Williams vs. Samford 1986); Chuck Bancroft vs. Vanderbilt (1956)
Season	50 by David Fowke (1981)
Career	68 by David Fowke (1980-81)

MOST SACRIFICE BUNTS

Game	2 by Several Last: Evan Bush vs. Morehead State (3-24-04)
Season	12 by Adam Pavkovich (2002) 12 by Nate Duncan (1995)
Career	23 by Adam Pavkovich (2001-03)

MOST SACRIFICE FLIES


Game	2 by Several Last: Evan Bush vs. Duquesne (2-26-05)
Season	8 by Evan Bush (2004) 8 by Clint Thompson (1987)
Career	18 by Beau Hearod (2001-03)

SACRIFICES (PRIOR TO 1980)

Season	9 Joe Hawley (1974)
Career	12 by Steve Houlberg (1978-79)

LONGEST HITTING STREAK

Season	36 by Andy Phillips (4/3-6/15-99)
---------------	-----------------------------------



Lance Cormier holds Alabama career records for appearances, wins and innings pitched.

CONSECUTIVE HITS

Season	11 by Mick Kerns (April 17-20, 1991)
---------------	--------------------------------------

CONSECUTIVE GAMES REACHING BASE

Season	50 Jeremy Brown (2001)
---------------	------------------------

HIT FOR THE CYCLE

Darren Wood at LSU (May 14, 2000)	
Andy Phillips vs. Kansas State (March 23, 1999)	
Darren Wood vs. S. Mississippi (March 9, 1999)	
Frank Menecchino at S. Alabama (Feb. 23, 1993)	

REACHED ON CATCHER'S INTERFERENCE

Game	2 G.W. Keller vs. West Ala. (3-23-97)
Season	5 G.W. Keller (1997)

Individual Pitching Records

MOST APPEARANCES

Season	39 by Greg Hibbard (1986)
Career	87 by Lance Cormier (1999-2002)

MOST STARTS

Season	19, by Dean Hayes (1983)
Career	52, by Mike Soddors (1985-88)

MOST COMPLETE GAMES

Season	10, by Frank Roland (1956)
Career	17, by Mike Innes (1968-71)

MOST VICTORIES

Season	13 by Heath Henderson (1997)
Career	31 by Lance Cormier (1999-2002)

MOST CONSECUTIVE VICTORIES

Season	12 by Frank Roland (1956)
Career	16 by Frank Roland (1955-56)

BEST WINNING PERCENTAGE

Season	1.000, by Frank Roland (12-0) (1956)
	1.000, by Scott Murphy (8-0) (1999)
	1.000, by Tim Meacham (7-0) (1983)
Career	.955, by Frank Roland (21-1) (1954-57)

MOST LOSSES

Season	8, by Bernie Bellard (2-8) (1994); Mike Soper (4-8) (1989) and Jeff Oyster (8-8) (1985)
Career	22, by Mike Soddors (22-22) ('85-88)

MOST SAVES

Season	14, by Ben Short, (1991)
Career	21, by Brian Reed (2002-03)

MOST INNINGS PITCHED

Game	14 2/3, by Jackie Glover vs. Miss. State (1969)
Season	129.0 by Lance Cormier (2002)
Career	384.2 by Lance Cormier (1999-2002)

MOST SHUTOUTS

Season	4, by Freddy Glass (1967)
	4, by Bernie Strawn (1973)
Career	7, by Mike Innes (1968-71)

MOST HITS ALLOWED

Game	15, by Tim Young vs. Tenn. (1996)
Season	139 by Heath Henderson (1997)
	139 by Pete Fisher (1997)
Career	393 by Lance Cormier (1999-2002)


FEWEST HITS PER NINE INNINGS

Season	5.44, by Mike Innes (1969)
Career	6.00, by Frank Roland (1954-57)

MOST RUNS ALLOWED

Game	13, by Carey Lundstrom vs. Georgia (1992)
Season	78, by Pete Fisher (1997)
Career	196 by Lance Cormier (1999-2002)

Alabama Individual Records (continued)



Dax Norris holds the single-game record for putouts by a catcher with 17 vs. Murray State March 12, 1996. Norris was also a first-team All America selection in 1996.

MOST EARNED RUNS ALLOWED

Game	11, by Mike Sanford vs. Birmingham Southern (1978)
Season	64, by Heath Henderson (1997)
Career	170 by Lance Cormier (1999-2002)

MOST STRIKEOUTS

Game	18, by Mike Innes (9 IP) vs. Stillman College (1969) 12, by Mike Sodders (7 IP) vs. Florida (3-19-89)
Season	118, by Bobby Sprowl (1977)
Career	307 by Brent Carter (2002-05)

MOST STRIKEOUTS PER NINE INNINGS

Season	12.8 by David Robertson (2005) (105 Ks in 74 IP)
Career	11.72, by Alan Dunn (125 Ks in 60.2 IP) (1981-83)

MOST WALKS

Game	12, by David Oropeza vs. Auburn (4-24-87)
Season	69, by Mark Roberts (1989)
Career	151 by Lance Cormier (1999-2002)

FEWEST WALKS PER NINE INNINGS

Season	1.57, by Pete Reaves (9 BBs in 51.2 IP) (1958)
Career	2.32, by Pete Reaves (24 BBs in 104.1 IP) (1957-59)

MOST HIT BATTERS

Season	22 by T.J. Large (2005)
---------------	-------------------------

LOWEST EARNED RUN AVERAGE

Season	1.08, by Mike Innes (1969)
Career	1.98, by Mike Innes (1968-71)

Fielding Records

PUTOUTS

Game	17 by Kody Valverde (C) vs. McNeese State (3-4-05) 17 by David Ferazza (C) vs. Morehead State (3-24-04) 17 by Dax Norris (C) vs. Murray State (3-12-96) 17 by Kyle Bryan (1B) vs. Southern Miss (2-21-85) 12 by Aaron Clark (RF) vs. Tennessee (4-9-00)
Season	555 by David Zauchin, 1B (1975)
Career	1,660 by Jeremy Brown (1999-2002)

ASSISTS

Game	11 by Sam Bozanich vs. UALR (Feb. 20, 1998)
Season	210 by Joe Caruso, 2B (1996)
Career	620 by Brett Taft, SS (1993-96)



Scott McClanahan is Alabama's all-time leader with 22 outfield assists.

OUTFIELD ASSISTS

Game	2 by Gabe Scott vs. Miss. (3-27-04) 2 by Chad White vs. LSU (5-19-02) 2 by G.W. Keller (5-25-97) vs. USC
Season	9 by Ted Williams (1986) 9 by Ted Williams (1985)
Career	22 by Scott McClanahan (1999-2002)

PASSED BALLS

Game	3 by Charlie Lyons vs. Aub (4-16-04) 3 by David Ferazza vs. Fla. (5-9-04)
Season	13 by Randy Hunt (1981) 12 by Nick Richardson (2004)

ERRORS

Game	4 by Ralph Lusian (2B) vs. MTSU (March 20, 1986); by Tim Sims vs. Auburn (May 6, 1986) and Jerry Shelton (SS/3B) vs. Kentucky (3-27-93)
Season	31 by Mickey Kerns, SS (1990)
Career	58 by Jerry Shelton, SS/3B (1990-93)

HIGHEST FIELDING PERCENTAGE

Season	1.000 by Dan Harris, C (1967) 1.000 by Jeremy Brown, C (2001)
Career	.996 by Alan Hill (1992-95)

CONSECUTIVE ERRORLESS CHANCES

Season	444 by Jeremy Brown (1999)
Career	608 by Jeremy Brown (2000-02)

CONSECUTIVE GAMES WITHOUT AN ERROR

Season	57 by Travis Garner (2003) 51 by Jeremy Brown (2001)
Career	84 by Jeremy Brown (2000-02)

CRIMSON TIDE BASEBALL

Single Season/Career Statistical Leaders

Games Played

SEASON		
1.	Andy Phillips, 3B/SS	70 (1997)
2.	Sam Bozanich, 2B	69 (1999)
	Jeremy Brown, 1B	69 (1999)
	Joe Caruso, 2B	69 (1996, 1997)
	G.W. Keller, OF	69 (1997, 1999)
	Dax Norris, C	69 (1996)
	David Tidwell, OF	69 (1997)
9.	Dustan Mohr, OF	68 (1996, 1997)
	Chris Moller, 1B	68 (1996)
	Robbie Tucker, 1B	68 (1997)

CAREER

1.	Jeremy Brown, 1B/C	251 (1999-2002)
2.	Andy Phillips, 3B/SS	244 (1996-99)
3.	Brent Boyd, INF	242 (1999-2002)
	Joe Caruso, 2B	242 (1994-97)
5.	Scott McClanahan, OF	227 (1999-2002)
6.	Allen Rice, INF	226 (2002-05)
7.	Brett Taft, SS	216 (1993-96)
8.	Mick Kerns, SS	205 (1989-92)
9.	G.W. Keller, OF	201 (1997-99)
10.	Allan Stallings, CF	200 (1982-85)
	Dustan Mohr, RF	200 (1995-97)

Batting Average

SEASON		
1.	.525 David Magadan 1B (1983)	(114-217)
2.	.411 Peter Stonard, 2B/OF (2002)	(97-236)
3.	.405 Chris Glass 2B (1982)	(73-180)
	.405 Chris Moller, 1B (1995)	(87-215)
5.	.400 Roberto Vaz, OF/DH (1997)	(102-255)
6.	.399 Mike Twardoski RF (1986)	(97-243)
7.	.398 Andy Phillips, SS (1999)	(103-259)
8.	.396 G.W. Keller, CF (1999)	(107-270)
9.	.395 David Magadan 3B (1982)	(77-195)
	.395 Joe Vitiello RF (1991)	(87-219)

SEASON (LESS THAN 100 ABS)

1.	.469 Ken Chapman, OF (1959)	(30-64)
2.	.448 Ed White, OF (1948)	(26-58)
3.	.439 Bobby Hunt, OF (1955)	(43-98)
4.	.422 Thomas Miller, OF (1954)	(27-64)
5.	.421 Grant Redding, OF (2002)	(32-76)
6.	.417 Bobby Tarver, SS (1961)	(25-60)
7.	.410 Sam Sharp, 1B (1941)	(39-95)
8.	.409 Gene Giannini, SS (1960)	(27-66)
9.	.405 Mike Mizraney, 1B (1951)	(28-69)
	.405 Fred Frickie, 1B (1957)	(32-79)

CAREER (400+ ABS)

1.	.439 David Magadan (1981-83)	(268-610)
2.	.381 G.W. Keller (1997-99)	(292-766)
3.	.375 Joe Vitiello (1989-91)	(196-523)
	.375 Chris Moller (1995-96)	(177-472)
5.	.366 Mike Twardoski (1985-86)	(168-459)
6.	.356 Andy Phillips (1996-99)	(322-904)
7.	.349 Ted McClendon (1983-85)	(206-590)
8.	.343 Joe Caruso (1994-97)	(309-900)
9.	.337 Jeremy Brown (1999-2002)	(307-910)
10.	.336 Doug Duke (1984-86)	(154-433)
	.336 Matt Frick (1997-98)	(156-464)



In 1997, David Tidwell led the Crimson Tide with 295 at-bats.

CAREER (LESS THAN 400 ABS)

1.	.410 Ken Chapman (1959-61)	(85-207)
2.	.404 Ed White (1948-50)	(78-193)
3.	.374 Bobby Hunt (1954-55)	(61-163)
4.	.371 Herb Kosten (1955-57)	(89-240)
5.	.368 Fred Fricke (1956-57)	(57-155)
6.	.351 Larry Keenum (1975-76)	(108-308)
7.	.350 Rex Bynum (1970-72)	(86-246)
8.	.344 Herb Chapman (1946-47)	(63-183)
	.344 Chris Glass (1981-82)	(124-360)
	.344 Robin Cary (1972-74)	(188-343)

At-Bats

SEASON		
1.	David Tidwell, OF	295 (1997)
2.	Dax Norris, C	284 (1996)
3.	Andy Phillips, 3B/SS	279 (1997)
4.	Joe Caruso, 2B	278 (1996)
5.	Sam Bozanich, 2B	275 (2000)
6.	Paul Phillips, C/OF	273 (1998)
7.	G.W. Keller, OF	270 (1999)
8.	Scott McClanahan, OF	269 (2002)
9.	Brent Boyd, 3B	267 (2000)
	Andy Phillips, SS	267 (1999)

CAREER

1.	Brent Boyd, INF	963 (1999-2002)
2.	Jeremy Brown, 1B/C	910 (1999-2002)
3.	Andy Phillips, 3B/SS	905 (1996-99)
4.	Joe Caruso, 2B	900 (1994-97)
5.	Sam Bozanich, 2B	776 (1998-2000)
6.	Allen Rice, INF	775 (2002-05)
7.	G.W. Keller, OF	766 (1997-99)
8.	Scott McClanahan, OF	763 (1999-2002)
9.	Allan Stallings, CF	762 (1982-85)
10.	Brett Taft, SS	751 (1993-96)

Runs

SEASON		
1.	Bret Elbin 3B (1983)	88
2.	Roberto Vaz, OF/DH (1997)	87
3.	David Tidwell, OF (1997)	86
4.	G.W. Keller, OF (1999)	85
5.	Jeremy Brown, 1B (1999)	77
6.	Joe Caruso, 2B (1996)	76
7.	Brent Boyd, 3B (2000)	74
8.	Mike Twardoski RF (1986)	73
	Ted McClendon 3B (1983)	73
9.	Andy Phillips, SS (1999)	71
10.	Paul Phillips, OF (1998)	69

CAREER

1.	Jeremy Brown, 1B/C	244 (1999-2002)
2.	Brent Boyd, INF	233 (1999-2002)
3.	Andy Phillips, 3B/SS	222 (1996-99)
4.	G.W. Keller, OF	214 (1997-99)
5.	Joe Caruso, 2B	206 (1994-97)
6.	Sam Bozanich, 2B	177 (1998-2000)
7.	Ted McClendon, 3B	176 (1983-85)
8.	Allan Stallings, CF	175 (1982-85)
9.	Mick Kerns, OF	164 (1989-92)
10.	Dustan Mohr, RF	158 (1995-97)
	Allen Rice, INF	158 (2002-05)

Hits

SEASON		
1.	David Magadan 1B (1983)	114 (217 AB)
2.	G.W. Keller, OF (1999)	107 (270 AB)
3.	Dax Norris, C (1996)	105 (284 AB)
4.	Andy Phillips, SS (1999)	103 (259 AB)
5.	Joe Caruso, 2B (1996)	102 (278 AB)
	Roberto Vaz, OF/DH (1997)	102 (255 AB)
	Andy Phillips, 3B (1997)	102 (279 AB)
8.	David Tidwell, OF (1997)	101 (295 AB)
9.	Joe Caruso, 2B (1997)	98 (259 AB)
	Sam Bozanich, 2B (2000)	98 (275 AB)

CAREER

1.	Andy Phillips, 3B/SS	322 (1996-99)
2.	Brent Boyd, INF	313 (1999-2002)
3.	Jeremy Brown, 1B/C	307 (1999-2002)
4.	Joe Caruso, 2B	309 (1994-97)
5.	G.W. Keller, OF	292 (1997-99)
6.	David Magadan, 1B	268 (1981-83)
7.	Sam Bozanich, 2B	258 (1998-2000)
8.	Scott McClanahan, OF	238 (1999-2002)
9.	Allan Stallings, CF	234 (1982-85)
10.	Dustan Mohr, RF	233 (1995-97)

Alabama Season/Career Statistical Leaders (continued)

Doubles

SEASON

1. David Magadan 1B (1983)	31
2. Adam Pavkovich, SS (2003)	27
3. Andy Phillips, 3B (1997)	25
4. Peter Stonard, 2B/OF (2002)	22
Scott McClanahan, OF (2002)	22
Andy Phillips, SS (1999)	22
7. Dax Norris, C (1996)	21
Dustan Mohr, RF (1996)	21
Joe Caruso, 2B (1997)	21
10. Sam Bozanich, 2B (2000)	20
Jeremy Brown, 1B (1999)	20
David Magadan 3B (1982)	20
Ted McClendon 3B (1984)	20
Joe Vitiello RF/1B (1991)	20

CAREER

1. David Magadan, 1B	64 (1981-83)
2. Brent Boyd, INF	63 (1999-2002)
Andy Phillips, 3B/SS	63 (1996-99)
4. Jeremy Brown, 1B/C	58 (1999-2002)
Joe Caruso, 2B	58 (1994-97)
6. Sam Bozanich, 2B	56 (1998-2000)
7. Ted McClendon, 3B	52 (1983-85)
8. Scott McClanahan, OF	51 (1999-2002)
9. Dustan Mohr, RF	47 (1995-97)
10. Allan Stallings, CF	46 (1982-85)

Triples

SEASON

1. Roberto Vaz, OF/DH (1997)	9
2. Andy Phillips, 3B (1999)	6
Derek Wigginton, OF (1999)	6
Allan Stallings CF (1985)	6
5. Peter Stonard, 2B/OF (2002)	5
Darren Wood, CF (2000)	5
G.W. Keller, RF (1998)	5
Joe Caruso, 2B (1996)	5
Ken Chapman OF (1960)	5
Bill Oliver OF (1963)	5
Rich Potter C (1973)	5
Larry Mims OF (1975)	5
Larry Keenum SS (1975)	5
Bobby Pierce OF (1981)	5
Rusty Barton OF (1982)	5
Cary Williams OF (1989)	5
John Farrell RF (1990)	5
Kyle Walck 2B (1991)	5
Brad Oliver OF (1992)	5
Frank Menechino 2B (1992)	5

CAREER

1. G.W. Keller, OF	12 (1997-99)
2. Allan Stallings, CF	11 (1982-85)
Andy Phillips, 3B/SS	11 (1996-99)
4. Joe Caruso, 2B	10 (1994-97)
Jennings Byrd, 1B	10 (1946-48)
6. Roberto Vaz, OF/DH	9 (1997)
David Tidwell, OF	9 (1996-97)
Darren Wood, OF	9 (1998-2000)
9. Scott McClanahan, OF	8 (1999-2002)
Drew Bounds, OF	8 (1995-98)
Brad Oliver, OF	8 (1992-93)
John Farrell, RF	8 (1989-90)
Rusty Barton, OF	8 (1979-82)
Ken Chapman, CF	8 (1959-61)



Doug Duke set the Alabama single-season home run record in 1986 with 27 home runs.

Home Runs

SEASON

1. Doug Duke C (1986)	27
2. Dustan Mohr, RF (1997)	25
3. Andy Phillips, SS (1999)	22
Matt Frick, C (1998)	22
Doug Duke C (1985)	22
Roberto Vaz, OF/DH (1997)	22
7. Andy Phillips, 3B (1998)	21
G.W. Keller, OF/DH (1997)	21
9. Beau Hearod, RF (2003)	20
Aaron Clark, 1B (2001)	20
Mike Pitisci 1B (1984)	20
Robbie Tucker, 1B (1997)	20

CAREER

1. Andy Phillips, 3B/SS	61 (1996-99)
2. G.W. Keller, OF	50 (1997-99)
Doug Duke, C	50 (1984-86)
4. Dustan Mohr, RF	47 (1995-97)
5. Jeremy Brown, 1B/C	46 (1999-2002)
6. Beau Hearod, RF	40 (2001-03)
7. Matt Frick, C	39 (1997-98)
8. Brent Boyd, INF	38 (1999-2002)
9. Joe Caruso, 2B	37 (1994-97)
10. Joe Vitiello, OF	34 (1989-91)

Runs Batted In

SEASON

1. David Magadan 1B (1983)	95
2. Sam Bozanich, 2B (2000)	83
3. Beau Hearod, RF (2003)	82
Andy Phillips, 3B (1998)	82
Doug Duke C (1986)	82
6. Dustan Mohr, RF (1997)	79
7. Joe Caruso, 2B (1997)	76
8. Roberto Vaz, OF/DH (1997)	73
9. G.W. Keller, OF (1999)	72
10. Mike Pitisci, 1B (1984)	70

CAREER

1. Jeremy Brown, 1B/C	230 (1999-2002)
2. Andy Phillips, 3B	226 (1996-99)
3. G.W. Keller, OF	202 (1997-99)
4. Brent Boyd, 2B	196 (1999-2002)
5. Beau Hearod, RF	191 (2001-03)
6. Allan Stallings, CF	190 (1982-85)
7. David Magadan, 1B	188 (1981-83)
8. Joe Caruso, 2B	181 (1994-97)
9. Dustan Mohr, RF	178 (1995-97)
10. Sam Bozanich, 2B	168 (1998-2000)

Total Bases

SEASON

1. Andy Phillips, SS (1999)	203
Roberto Vaz, OF/DH (1997)	203
3. David Magadan 1B (1983)	180
4. Sam Bozanich, 2B (2000)	178
Dustan Mohr, RF (1997)	178
Andy Phillips, 3B (1997)	178
8. Doug Duke C (1986)	177
9. G.W. Keller, OF (1997, 99)	175
10. Joe Caruso, 2B (1996)	173

CAREER

1. Andy Phillips, 3B	590 (1996-99)
2. Jeremy Brown, 1B/C	511 (1999-2002)
3. G.W. Keller, OF	510 (1997-99)
4. Brent Boyd, 2B	499 (1999-2002)
5. Joe Caruso, 2B	498 (1994-97)
6. Dustan Mohr, OF	431 (1995-97)
7. Sam Bozanich, 2B	411 (1998-2000)
8. David Magadan, 1B	393 (1981-83)
9. Beau Hearod, RF	383 (2001-03)
9. Mick Kerns, OF	358 (1989-92)
10. Joe Vitiello, OF/DH	348 (1989-91)

Alabama Season/Career Statistical Leaders (continued)

Stolen Bases

SEASON

1. David Fowke OF (1981)	50
2. Ted Williams CF (1985)	44
3. G.W. Keller, OF (1999)	40
4. David Tidwell, OF (1997)	35
5. Ralph Lusian 2B (1987)	33
Robert Fletcher 2B (1988)	33
7. Chris Glass 2B (1981)	32
8. Omar Fernandez CF (1987)	30
9. Sam Bozanich, 2B (2000)	29
Chris Arago SS (1977)	29

CAREER

1. David Fowke, LF	68 (1980-81)
2. David Tidwell, OF	63 (1996-97)
3. Scott McClanahan, OF	56 (1999-2002)
Chris Glass, 2B	56 (1982-83)
5. Mick Kerns, OF	54 (1989-92)
Ted Williams, CF	54 (1985-86)
7. Chris Arago, 2B	53 (1977-78)
8. G.W. Keller, OF	52 (1997-99)
9. Robert Fletcher, 2B	51 (1987-88)
10. Ralph Lusian, 2B	50 (1987-88)

Strikeouts

SEASON

1. Evan Bush, 3B (2005)	61
Mick Kerns CF (1991)	61
3. Pat Bailey DH (1986)	60
Dustan Mohr, RF (1997)	60
5. Mike Pitisci 1B (1984)	57
6. Ted Williams CF (1986)	56
7. Kyle Walck 2B (1991)	54
8. Kelley Gulledege, C (2000)	53
9. Dustan Mohr, RF (1995)	53
10. Dustan Mohr, RF (1996)	52
Allan Stallings, CF (1985)	52

CAREER

1. Allan Stallings, CF	215 (1982-85)
2. Mick Kerns, OF	166 (1989-92)
3. Dustan Mohr, RF	163 (1995-97)
4. Evan Bush, 3B	135 (2003-Pres)
5. Kelley Gulledege, C	131 (1998-2000)
6. Drew Bounds, OF	124 (1995-98)
Brett Taft, SS	124 (1993-96)
7. Allen Rice, INF	123 (2002-05)
8. Andy Phillips, 3B/SS	122 (1996-99)
9. Darren Wood, OF	117 (1998-2000)
10. Philip Doyle, 3B/LF	114 (1988-91)

Walks

SEASON

1. Jeremy Brown (2002)	69
2. Bret Elbin 3B (1983)	66
3. Evan Bush (2005)	51
Mike Twardoski RF (1986)	51
5. G.W. Keller, OF (1999)	49
6. Jeremy Brown, 1B (2000)	48
7. Bret Elbin SS (1982)	47
8. Brent Reese 1B (1989)	46
Joe Vitiello LF (1990)	46
10. Frank Menechino, 2B (1993)	44

CAREER

1. Jeremy Brown, 1B/C	207 (1999-2002)
2. Bret Elbin, 3B	125 (1981-83)
3. Ted McClendon, 3B	117 (1983-85)
4. Brent Boyd, INF	109 (1999-2002)
5. Joe Vitiello, OF/DH	102 (1989-91)
6. David Magadan, 1B	97 (1981-83)
7. Allen Rice, INF	94 (2002-05)
8. Mick Kerns, OF	91 (1989-92)
9. G.W. Keller, OF	90 (1997-99)
Joe Caruso, 2B	90 (1994-97)

PITCHING LEADERS

Appearances

SEASON

1. Greg Hibbard (1986)	39
2. Greg Hibbard (1985)	36
Ben Short (1991)	36
4. Jonathan Blankenship (1999)	34
Jimbo Lindsay (1975)	34
Jerry Stubbs (1994)	34
7. Jarrod Kingrey (1998)	33
Jarrod Kingrey (1997)	33
9. David Robertson (2005)	32
10. Jon Henn (1989)	29

CAREER

1. Lance Cormier (1999-2002)	87
2. Jonathan Blankenship (1998-2000)	81
3. Brent Carter (2002-05)	77
4. Greg Hibbard (1985-86)	75
5. Al Drumheller (1991-93)	69
6. Jared Woodward (2001-03)	68
7. Jarrod Kingrey (1997-98)	66
8. Taylor Tankersley (2002-04)	65
9. Mike Soddors (1985-88)	61
10. Ben Short (1990-91)	60


Games Started

SEASON

1. Dennis Walsh (1991)	20
2. Dean Hayes (1983)	19
3. Pete Fisher (1997)	18
Jeff Oyster (1985)	18
Joel Colgrove (1996)	18
6. T.J. Large (2005)	17
Lance Cormier (2002)	17
Manny Torres (1999)	17
Heath Henderson (1997)	17
Drew Blocker (1975)	17
Pete Roberts (1986)	17
Tommy Milstead (1991)	17

CAREER

1. Mike Soddors (1985-88)	52
2. Lance Cormier (1999-2002)	42
Chris Eilers (1994-97)	42
4. Tommy Milstead (1988-91)	41
5. Joel Colgrove (1993-96)	39
6. Brent Carter (2002-05)	38
Mike Innes (1968-71)	38
8. Al Drumheller (1991-93)	35
9. Pete Fisher (1997-98)	34
10. John Collins (1993-96)	33
Jeff Oyster (1984-85)	33



Mike Innes is Alabama's career leader with 17 complete games from 1968-71.

Complete Games

SEASON

1. Frank Roland (1956)	10
2. Wade LeBlanc (2004)	8
Gene Lary (1955)	8
4. John Paul Anderson (1955)	7
Mike Innes (1968)	7
Bernie Strawn (1972)	7
Jimbo Lindsay (1976)	7
Bobby Sprowl (1977)	7
Vince Barrentine (1981)	7
Chris Eilers (1995)	7

CAREER

1. Mike Innes (1968-71)	17
2. Frank Roland (1956-57)	16
Bernie Strawn (1970-73)	16
4. Jackie Glover (1967-69)	15
5. Gene Lary (1952-55)	14
6. Mike Soddors (1985-88)	13
7. Lance Cormier (1999-2002)	12
Freddie Glass (1965-67)	12
Walt Massey (1958-60)	12
10. Wade LeBlanc (2004-Pres)	10
David Oropeza (1987-88)	10

Alabama Season/Career Statistical Leaders (continued)



Jackie Glover is one of the top left-handed pitchers in Crimson Tide history. He holds single-game records for strikeouts and innings pitched.

Shutouts

SEASON	
1. Freddy Glass (1967)	4
Bernie Strawn (1973)	4
3. Wade LeBlanc (2004)	3
Mike Innes (1969)	3
Drew Blocker (1974)	3
Owen Holston (1974)	3
7. Lance Cormier (2001)	2
Mike Innes (1970)	2
Mike Innes (1971)	2
Bryan Kelley (1981)	2

CAREER

1. Mike Innes (1969-71)	7
2. Bernie Strawn (1972-73)	4
Drew Blocker (1974-75)	4
4. Owen Holston (1974)	3
5. Lance Cormier (1999-2002)	2
Jimmy Archibald (1973-74)	2
Bryan Kelley (1981)	2
Joel Colgrove (1993-96)	2

Innings Pitched

SEASON	
1. Lance Cormier (2002)	129.0
2. Heath Henderson (1997)	124.1
3. Brent Carter (2003)	122.2
4. Pete Fisher (1998)	118.1
5. Manny Torres (1999)	115.0
6. Scott Murphy (2000)	113.2
7. Wade LeBlanc (2004)	112.2
Dean Hayes (1983)	112.2
9. Joel Colgrove (1996)	111.0
10. Carey Lundstrom (1992)	107.1

CAREER

1. Lance Cormier (1999-2002)	384.2
2. Brent Carter (2002-05)	335.2
3. Al Drumheller (1991-93)	285.0
4. Mike Soddors (1985-88)	282.0
5. Gene Lary (1952-55)	277.2
6. Chris Eilers (1994-97)	274.0
7. Tommy Milstead (1988-91)	262.0
8. Joel Colgrove (1993-96)	258.0
9. Lance Cormier (1999-2002)	255.2
10. Mike Innes (1968-71)	250.0

Wins

SEASON	
1. Heath Henderson (1997/13-2)	13
2. Frank Roland (1956/12-0)	12
3. Lance Cormier (2002/11-3)	11
Dean Hayes (1983/11-2)	11
Rick Browne (1983/11-2)	11
Dennis Walsh (1991/11-4)	11
Tim Young (1996/11-3)	11
8. Brent Carter (2003/10-5)	10
Manny Torres (1999/10-3)	10
Jonathan Blankenship (1999/10-3)	10
Pete Fisher (1997/10-3)	10
Jarrod Kingrey (1997/10-1)	10
Frank Lary (1950/10-2)	10
Vince Barrentine (1981/10-4)	10
Jeff Oyster (1984/10-2)	10
Pete Roberts (1986/10-2)	10
Joel Colgrove (1996/10-3)	10

CAREER

1. Lance Cormier (1999-2002)	31
2. Mike Innes (1968-71)	27
3. Brent Carter (2002-05)	25
Tommy Milstead (1988-91)	25
5. J. Blankenship (1998-2000)	23
6. Al Drumheller (1991-93)	22
Mike Soddors (1985-88)	22
8. Frank Roland (1956-57)	21
Manny Torres (1996-99)	21
10. Jeff Oyster (1984-85)	19
Jimbo Lindsay (1974-76)	19

Losses

SEASON	
1. Pete Fisher (1998)	8
Bernie Bellard (1994)	8
Jeff Oyster (1985)	8
Mike Soper (1989)	8
5. Jackie Glover (1967)	7
Drew Blocker (1975)	7
Ronnie Owen (1979)	7
Pete Brown (1988)	7
Mike Soddors (1988)	7
10. Seven Pitchers	6

CAREER

1. Mike Soddors (1985-88)	22
2. Lance Cormier (1999-Pres)	16
Jackie Glover (1967-68)	16
4. Taylor Tankersley (2002-04)	15
Steve Shoemaker (1992-94)	15
6. Chris Eilers (1994-97)	14
Bernie Strawn (1970-73)	14
John Collins (1993-96)	14
9. Bruce Hodges (1974-76)	12
Brent Carter (2002-05)	12

Alabama Season/Career Statistical Leaders (continued)

Strikeouts

SEASON

1. Bobby Sprowl (1977)	118
2. Wade LeBlanc (2005)	108
3. David Robertson (2005)	105
Brent Carter (2003)	105
5. Manny Torres (1999)	104
Heath Henderson	104
Joel Colgrove (1996)	104
8. Al Drumheller (1992)	101
9. Justin Smith (1999)	100
10. Carey Lundstrom (1992)	99

CAREER

1. Brent Carter (2002-05)	307
2. Lance Cormier (1999-2002)	289
3. Mike Sodders (1985-88)	274
4. Al Drumheller (1991-93)	262
5. Mike Innes (1968-71)	254
6. Joel Colgrove (1993-96)	237
Chris Eilers (1994-97)	237
8. Taylor Tankersley (2002-04)	232
9. Tommy Milstead (1988-91)	231
10. Jackie Glover (1967-69)	228

Saves

SEASON

1. Ben Short (1991)	14
2. Jarrod Kingrey (1998)	13
3. Troy Brauchle (1983)	12
4. Lance Cormier (1999)	11
Skip Ames (1996)	11
6. Greg Hibbard (1986)	10
7. Brian Reed (2002)	9
Greg Hibbard (1985)	9
9. David Robertson (2005)	8
Roberto Vaz (1997)	8
Jimbo Lindsay (1975)	8
Mike MacDonald (1993)	8

CAREER

1. Brian Reed (2002-03)	21
2. Greg Hibbard (1985-86)	19
Troy Brauchle (1983-84)	19
4. Lance Cormier (1999-2002)	17
Jarrod Kingrey (1997-98)	17
Jimbo Lindsay (1874-76)	17
7. Ben Short (1991-92)	16
8. Taylor Tankersley (2002-04)	11
Skip Ames (1996)	11
10. Mike MacDonald (1993-94)	10

Fewest Walks

SEASON (MIN. 40 IP)

1. Michael Daniel (1997)	8
2. Pete Reaves (1958)	9
3. Brent Carter (2002)	10
Andy Bernard (1997)	10
5. Ronnie Owen (1978)	11
6. Andrew Walker (2004)	12
Thayer Bellis (1946)	12
Frank Roland (1957)	12
Jeff Brewer (1982)	12
10. Mike Blount (1977)	13
Manny Torres (1996)	13
John Collins (1996)	13

Fewest Hits

SEASON (MIN. 40 IP)

1. Al Lary (1950)	24
2. Alan Dunn (1981)	31
3. John Paul Anderson (1952)	32
Bill Dunn (1951)	32
5. Les Kelley (1968)	34
6. Roberto Vaz (1997)	35
Terry Asher (1978)	35
Steve Bryant (1970)	35
Terry Asher (1978)	35
David Youell (1971)	35
Russell Sikes (1961)	35

Lowest ERA

SEASON (MIN. 40 IP)

1. Drew Blocker (1974)	1.19
2. Steve Bryant (1970)	1.31
3. Thayer Bellis (1946)	1.46
4. John Paul Anderson (1955)	1.49
5. Brain Reed (2002)	1.75
6. Tim Young (1996)	1.76
Frank Roland (1957)	1.76
8. Jimbo Lindsay (1975)	1.85
9. Bernie Strawn (1973)	1.86
10. Gene Lary (1952)	1.87

FIELDING LEADERS

Putouts

SEASON

1. Chris Moller, 1B	588 (1996)
2. David Zauchin, 1B	555 (1975)
3. Robbie Tucker, 1B	546 (1997)
4. Dax Norris, C	504 (1996)
Hunter Plott, 1B	504 (1990)
6. Jeremy Brown, 1B	489 (2000)
7. David Magadan, 1B	484 (1983)
8. Aaron Clark, 1B	481 (2001)
9. Jeremy Brown, 1B	477 (1999)
10. Brent Reese, 1B	444 (1989)

CAREER

1. Jeremy Brown, 1B/C	1,660 (1999-2002)
2. Zac Welch, 1B	1,315 (2002-05)
3. Hunter Plott, 1B	1,261 (1987-91)
4. Gary Jack, 1B	1,114 (1979-81)
5. Chris Moller, 1B	1,043 (1995-96)
6. Dax Norris, C	854 (1995-96)
7. Kelley Gulleddge, C	817 (1998-00)
8. Matt Frick, C	805 (1997-98)
9. Frank Velleggia, C	795 (1982-84)
10. Doug Duke, C	724 (1984-86)

Assists

SEASON

1. Joe Caruso, 2B	210 (1996)
2. Brett Taft, SS	201 (1995)
3. Joe Caruso, 2B	190 (1997)
4. Adam Pavkovich, SS	186 (2002)
Juan DeBrand, SS	186 (1991)
6. Tim Sims, SS	181 (1986)
7. Pat Monti, SS	179 (1989)
8. Nate Duncan, SS	175 (1997)
9. Kyle Walck, 2B	174 (1991)
10. Andy Phillips, SS	172 (1997)

CAREER

1. Joe Caruso, 2B	675 (1994-97)
2. Brett Taft, SS	620 (1993-96)
3. Andy Phillips, 3B/SS	537 (1996-99)
4. Pat Monti, SS	461 (1987-89)
5. Brent Boyd, INF	454 (1999-2002)
6. Jerry Shelton, SS/3B	453 (1990-93)
7. Sam Bozanich, 2B	430 (1998-2000)
8. Nate Duncan, SS/3B	400 (1995-97)
9. Allen Rice, INF	373 (2002-05)
10. Brent Boyd, 2B	346 (1999-2002)

Errors

SEASON

1. Mick Kerns, INF	31 (1990)
2. Juan DeBrand, SS	30 (1991)
3. Tim Sims, SS	29 (1986)
4. Casey Lambert, SS	28 (2000)
5. Adam Pavkovich, SS	23 (2002)
Jerry Shelton, 3B	23 (1993)
Tim Sims, SS	23 (1985)
8. Mark Gray, SS	22 (1971)
9. Adam Pavkovich, SS	21 (2003)
Larry Keenum, SS	21 (1975)

CAREER

1. Andy Phillips, 3B/SS	60 (1996-99)
2. Jerry Shelton, 3B/SS	58 (1990-93)
3. Brett Taft, SS	52 (1993-96)
4. Adam Pavkovich, SS	51 (2001-03)
Mick Kerns, SS/OF	51 (1989-92)
6. Juan DeBrand, SS	50 (1991-92)
7. Allen Rice, INF	45 (2002-05)
8. Brent Boyd, 2B/3B	44 (1999-2002)
9. Pat Monti, SS	45 (1987-89)
10. Phillip Doyle, 3B	42 (1988-90)

Fielding Percentage

SEASON

1. Jeremy Brown, C	1.000 (2001)
Dan Harris, C	1.000 (1967)
3. Jeremy Brown, C	.998 (2002)
Matt Frick, C	.998 (1997)
5. Alan Hill, C	.996 (1994)
6. Aaron Clark, 1B	.9957 (2001)
Chris Moller, 1B	.9957 (1995)
8. Bill Carr, 1B	.9956 (1955)
9. Alan Hill, C	.9955 (1993)
10. Gary Jack, 1B	.9950 (1980)

CAREER

1. Alan Hill, C	.996 (1992-95)
2. Jeremy Brown, 1B/C	.994 (1999-2002)
3. Aaron Clark, 1B	.9932 (2000-01)
4. Fred Fricke, 1B	.9929 (1956-57)
5. Travis Garner, CF	.992 (2002-03)
6. Gary Jack, 1B	.9915 (1978-81)
7. Matt Frick, C	.9912 (1997-98)
8. Dax Norris, C	.9909 (1995-96)
9. Jason Jordan, 1B	.9909 (1945-95)
10. Kelley Gulleddge, C	.9891 (1998-2000)

Single Season Batting, Pitching and Fielding Records

GAMES PLAYED

1.	70	1997
2.	69	1996, 1999
4.	66	2002, 1975
5.	65	1995, 2000
7.	64	1998
8.	63	1986, 2005
10.	62	1991

BATTING AVG.

1.	.340	(860/2527)	1997
2.	.338	(277/818)	1955
3.	.334	(827/2479)	1999
4.	.333	(662/1987)	1983
5.	.325	(597/1837)	1985
6.	.320	(728/2276)	1998
7.	.317	(177/559)	1960
8.	.315	(573/1827)	1981
9.	.314	(678/2159)	1986
10.	.313	(209/667)	1957

AT BATS

1.	2,527	1997
2.	2,479	1999
3.	2,464	1996
4.	2,306	2000
5.	2,276	1998
6.	2,261	2002
7.	2,236	1995
8.	2,159	1986
9.	2,137	2003
10.	2,121	2005

RUNS

1.	679	1997
2.	617	1999
3.	543	2000
4.	532	1998
5.	510	1983
6.	498	1996
7.	487	1986
8.	481	2002
9.	473	2003
10.	422	2001

HITS

1.	860	1997
2.	827	1999
3.	769	1996
4.	728	1998
5.	717	2000
6.	702	2002
7.	678	1986
8.	662	1983
9.	658	1995
10.	635	2003

RBI

1.	625	1997
2.	555	1999
3.	500	2000
4.	482	1998
5.	459	1983
6.	443	1996
7.	437	2002
8.	427	1986
9.	418	2003
10.	394	2001

DOUBLES

1.	163	1997
2.	161	1999
3.	159	1996
4.	154	2002
5.	140	2003
6.	133	2000
7.	129	1983
8.	117	1998
9.	116	1991
10.	114	1986

TRIPLES

1.	34	1997
2.	31	1999
3.	28	1975
4.	23	1983
	23	1992
6.	20	1996
7.	19	94, 95, 98
10.	18	8 TIED

HOME RUNS

1.	160	1997
2.	122	1998
3.	120	1999
4.	96	2000
5.	95	1986
6.	76	1996
7.	75	1989
8.	72	1984, 1991
10.	69	1985

WALKS

1.	367	1999
2.	300	2000
3.	294	2002
4.	293	1983
5.	292	1986
6.	291	1997
7.	268	2003
8.	259	1991
9.	271	1984
10.	262	1982
	262	1990

STRIKEOUTS

1.	437	1997
2.	432	1998
3.	428	1991
4.	419	2005
5.	412	1996
6.	405	1986
7.	402	1995
8.	397	1999
9.	377	2000
10.	370	2003

HIT BY PITCH

1.	80	2003
2.	78	2005
3.	71	2000
4.	57	1999
5.	55	1996, 1998
7.	54	2001
8.	53	2002, 2004
10.	45	1993

SACRIFICE BUNTS

1.	44	2002
2.	41	1969
3.	40	2005
4.	38	1995
5.	36	2003
6.	33	2001
7.	31	2000
8.	29	2004
9.	28	1996
10.	27	1980

SACRIFICE FLIES

1.	44	2002
2.	35	1997
3.	34	2000
4.	31	1999
5.	29	3 Times
8.	28	1992
9.	27	1985
10.	26	3 Times

STOLEN BASES

1.	141	1981
2.	120	1987
3.	113	1999
4.	110	2000
5.	102	1986
6.	97	1977
7.	91	1992
8.	87	2002
9.	77	1997
10.	75	1996

TOTAL BASES

1.	1,571	1997
2.	1,410	1999
3.	1,249	1998
4.	1,196	1996
5.	1,174	2000
6.	1,111	1986
7.	1,083	2002
8.	1,035	1983
9.	1,009	2003
10.	998	1991

SLUGGING PCT.

1.	.622	1997
2.	.569	1999
3.	.549	1998
4.	.521	1983
5.	.516	1985
6.	.514	1986
7.	.509	2000
8.	.499	1960
9.	.497	1984
10.	.485	1996

COMPLETE GAMES

1.	20	1975
2.	18	1955, 1976
4.	17	1967
5.	16	1968, 1995
7.	15	5 Times

INNINGS PITCHED

1.	622	1996
2.	618 1/3	1997
3.	608 1/3	1999
4.	588 1/3	2002
5.	578 1/3	2000
6.	561 2/3	2005
7.	559 1/3	1998
8.	571	1995
9.	544	2003
10.	529	1986

SHUTOUTS

1.	11	1974
2.	7	1967
3.	6	2004, 1991
5.	5	7 Times

WINS

1.	56	1997
2.	53	1999
3.	51	2002
4.	50	1996
5.	46	1983, 1998
7.	43	1986
8.	42	1991, 1995
10.	41	1981, 2000

LOSSES

1.	35	1994
2.	32	1975
3.	28	1980
4.	27	1979
5.	26	1971, 1987
		1988 and 2004
9.	25	1993
10.	24	1989, 2000, 2003

SAVES

1.	22	2002
2.	19	96, 97, 99
5.	18	1991, 1993
7.	15	2003, 1998
10.	14	1986, 1981

ERA

1.	2.07	1966
2.	2.17	1974
3.	2.27	1955
4.	2.43	1968
5.	2.63	1947
6.	2.71	1974
7.	2.76	1957
8.	2.79	1965
9.	2.83	1959
10.	3.00	1954

FEWEST HITS ALLOWED

1.	105	1954, 1959
3.	127	1951
4.	140	1953
5.	143	1960
6.	144	1961
7.	152	1955
8.	161	1958
9.	162	1957
10.	172	1965

MOST HITS ALLOWED

1.	688	1997
2.	673	2000
3.	666	1999
4.	625	2003
5.	616	2002
6.	606	1996
7.	603	1998
8.	578	1986
9.	549	1995
10.	523	1985

FEWEST RUNS ALLOWED

1.	60	1966
2.	68	1959
3.	71	1954
4.	78	1955
5.	79	1951
6.	81	1958
7.	84	1960
8.	86	1947
9.	92	1965
10.	95	1953

MOST RUNS ALLOWED

1.	399	2000
2.	387	1999
3.	383	1997
4.	353	1985
5.	346	2003, 1986
7.	325	1998
8.	324	1989
9.	315	1996
10.	305	1991

MOST STRIKEOUTS

1.	595	1999
2.	577	1996
3.	569	2005
4.	526	1998
5.	498	1997
6.	477	1995
7.	473	2003
8.	446	2002
9.	437	1986
10.	432	2004

WALKS

1.	297	1981
2.	278	1989
3.	270	1982
4.	269	1980
5.	266	2000
6.	257	1983
7.	248	1985
8.	243	1975
9.	241	1994
10.	239	1986

WILD PITCHES

1.	62	1999
2.	61	1997
3.	54	1993
4.	52	2000
5.	48	2005
6.	47	1991
7.	44	1989, 1996
9.	43	1990
10.	42	1994

HIT BY PITCH

1.	62	2005
2.	47	1999
3.	46	2001
4.	44	2000
5.	42	2002
6.	37	2003
7.	36	1998, 1991
9.	31	1989
10.	30	1990, 1994

PUTOUTS

1.	1,866	1996
2.	1,855	1997
3.	1,825	1999
4.	1,765	2002
5.	1,735	2000
6.	1,716	1995
7.	1,685	2005
8.	1,678	1998
9.	1,632	2003
10.	1,587	1986

ASSISTS

1.	798	1997
2.	787	1996
3.	745	2002
4.	708	1995
5.	674	1991, 2000
7.	672	1986
8.	625	2005
9.	620	1998
10.	614	1983

ERRORS

1.	130	1986
2.	120	1975
3.	108	2000
	108	1991
5.	101	1985
6.	96	2002
7.	94	1971, 88, 89
10.	93	1997

FIELDING PCT.

1.	.971	1996
2.	.970	1994
3.	.969	2004, 1955
5.	.968	1995, 2001
7.	.966	19

CRIMSON TIDE BASEBALL

Year-by-Year Statistical Leaders

BATTING AVERAGE

1946	Herb Chapman, OF	.368
1947	Herb Chapman, OF	.322
1948	Jennings Byrd, 1B	.351
1949	Ed White, LF	.402
1950	Ed White, LF	.448
1951	Mike Mizraney, 1B	.405
1952	Bobby Carr, CF	.329
1953	Jerry Watford, OF	.342
1954	Tom Miller, OF	.442
1955	Bobby Hunt, OF	.439
1956	Herb Kosten, 3B	.393
1957	Fred Frickie, 1B	.405
1958	Legrant Scott, 2B	.348
1959	Ken Chapman, RF	.469
1960	Gene Giainni, RF	.409
1961	Bobby Tarver, OF	.417
1962	Glendel Baler, OF	.354
1963	Ashton Wells, OF	.396
1964	Mickey Andrews, OF	.324
1965	Bill Scudder, LF	.341
1966	Joe McCorquodale, 1B	.355
1967	George Johnson, CF	.340
1968	Stan Moss, 3B	.342
1969	J. Traffanstedt, LF	.321
1970	Terry Dubose, CF	.315
1971	Zack Rogers, 1B	.287
1972	Rex Bynum, LF	.391
1973	Robin Cary, CF	.319
1974	Robin Cary, CF	.346
1975	Larry Keenum, SS	.310
1976	Larry Keenum, SS	.392
1977	Johnny Wright, CF	.336
	Jeff Tillman, DH	.336
	Chris Arago, SS	.336
1978	Maxie Kizzire, C	.324
1979	Tommy Belk, 3B	.309
1980	Sal Valenti, 2B	.352
1981	David Magadan, 3B	.389
1982	Chris Glass, 2B	.405
1983	David Magadan, 1B	.525
1984	Kyle Bryan, LF	.394
1985	Doug Duke, C	.388
1986	Mike Twardoski, RF	.399
1987	Deron White, LF	.347
1988	Jason Bridges, RF	.351
1989	Cary Williams, CF	.367
1990	Joe Vitiello, LF	.364
1991	Joe Vitiello, LF	.395
1992	Frank Menechino, 2B	.349
	Robby Glenn, 1B	.349
1993	Al Drumheller, RF	.323
1994	Jason Jordan, 1B	.324
1995	Chris Moller, 1B	.405
1996	Dax Norris, C	.370
1997	Roberto Vaz, OF/DH	.400
1998	G.W. Keller, RF	.377
1999	Andy Phillips, SS	.398
2000	Brent Boyd, 3B	.360
2001	Jeremy Brown, C	.363
2002	Peter Stonard, 2B/OF	.411
2003	Travis Garner, CF	.365
2004	Allen Rice, 2B	.333
2005	Gabe Scott, OF	.364

AT-BATS

1946	Herb Chapman, CF	87
1947	Herb Chapman, CF	96
1948	J.F. Sharp, 2B	68
1949	Ed White, LF	77
	Jim Huffstuffer, OF	77
1950	Ned Folmar, 3B	92
1951	Earl Martin, CF	84
1952	Leon Adair, 2B	100
1953	Jerry Belk, 3B	77
1954	Bobby Hunt, OF	65
1955	Bobby Hunt, OF	98
	D. Thompson, SS	98
1956	Bobby Barnes, LF	87
1957	Dale Rice, CF	83
1958	Dale Rice, CF	79
1959	Ken Chapman, OF	64
1960	Ken Chapman, OF	72
1961	Jerry Ellis, 2B	80
1962	Jerry Ellis, 2B	92
1963	Bill Oliver, OF	94
1964	George Winstead, OF	84
1965	George Johnson, CF	91
1966	John Mosley, 3B	80
1967	George Johnson, CF	162
1968	Jack Traffanstedt, LF	123
1969	Bill Parker, CF	135
1970	Terry, Dubose, CF	108
1971	Mark Gray, SS	151
1972	Robin Cary, 2B	126
1973	Butch Hobson, 3B	120
1974	Joe Hawley, SS	143
1975	Larry Keenum, SS	207
1976	Ron Hamilton, CF	142
1977	Johnny Wright, CF	146
1978	Steve Houlberg, SS	146
1979	Steve Houlberg, SS	140
1980	David Fowke, LF	162
	Sal Valenti, 2B	162
1981	David Fowke, LF	214
	Bobby Pierce, RF	214
1982	David Reaves, 1B	206
1983	Allan Stallings, CF	231
1984	Frank Velleggia, C	208
1985	Mike Twardoski, RF	216
1986	Ted Williams, CF	252
1987	Omar Fernandez, CF	180
1988	Robert Fletcher, 2B	195
1989	Pat Monti, SS	240
1990	John Farrell, RF	209
1991	Juan DeBrand, SS	252
1992	Mick Kerns, CF	217
1993	Chris Smelley, 1B	191
1994	Jason Jordan, 1B	210
1995	Dax Norris, C	254
1996	Dax Norris, C	284
1997	David Tidwell, OF	295
1998	Paul Phillips, OF	273
1999	G.W. Keller, OF	270
2000	Sam Bozanich, 2B	275
2001	Brent Boyd, 2B	226
2002	Scott McClanahan, OF	269
2003	Travis Garner, CF	251
2004	Zac Welch, 1B	190
2005	Cale Iorg, SS	236

HITS

1946	Herb Chapman, CF	32
1947	Herb Chapman, CF	31
1948	Ed White, LF	35
1949	Ed White, LF	31
1950	Ed White, LF	33
1951	Mike Mizraney, 1B	28
1952	Jerry Belk, 3B	31
	Bobby Carr, CF	31
1953	Ron Welch, SS	18
1954	Tom Miller, OF	27
1955	Bobby Hunt, OF	43
1956	Herb Kosten, 3B	33
1957	Fred Frickie, 1B	32
1958	Jack Kubiszyn, SS	25
1959	Ken Chapman, OF	30
1960	Ken Chapman, OF	29
1961	Tommy Hill, OF	27
1962	Glendel Baker, OF	34
1963	Ashton Wells, OF	36
1964	Sammy Bryant, 1B	26
1965	Bill Scudder, LF	29
1966	Joe McCorquodale, 1B	27
1967	George Johnson, CF	55
1968	Stan Moss, 3B	40
1969	Jack Traffanstedt, LF	43
1970	Terry Dubose, CF	34
1971	Mark Gray, SS	43
1972	Rex Bynum, LF	39
1973	Butch Hobson, 3B	38
1974	Joe Hawley, SS	38
1975	Larry Keenum, SS	66
1976	Ron Hamilton, OF	48
1977	Johnny Wright, CF	49
1978	Steve Houlberg, SS	45
1979	Steve Houlberg, SS	43
1980	Sal Valenti, 2B	57
1981	David Magadan, 3B	77
1982	David Magadan, 1B	77
1983	David Magadan, 1B	114
1984	Frank Velleggia, C	73
1985	Mike Twardoski, RF	71
1986	Mike Twardoski, RF	97
1987	Deron White, LF	59
1988	Robert Fletcher, 2B	66
1989	Brent Reese, 1B	70
	Pat Monti, SS	70
1990	John Farrell, RF	74
1991	Joe Vitiello, LF	87
1992	Robby Glenn, 1B	68
1993	Al Drumheller, RF	61
	Chris Smelley, 1B	61
1994	Jason Jordan, 1B	68
1995	Chris Moller, 1B	87
1996	Dax Norris, C	105
1997	Roberto Vaz, OF/DH	102
	Andy Phillips, 3B	102
1998	Paul Phillips, OF	94
1999	G.W. Keller, OF	107
2000	Sam Bozanich, 2B	98
2001	Brent Boyd, 2B	76
2002	Peter Stonard, 2B/OF	97
2003	Travis Garner, CF	88
2004	Allen Rice, 2B	61
2005	Gabe Scott, OF	67

RUNS

1946	Roy Johnson, OF	30
1947	Herb Chapman, OF	22
1948	Hugh Morrow, CF	20
1949	Ed White, LF	20
1950	Ed White, LF	34
1951	Mike Mizraney, 1B	19
	George Howell, SS	19
1952	Bobby Carr, CF	26
1953	Ron Welch, SS	18
1954	Ron Welch, SS	19
1955	Bobby Hunt, OF	23
1956	Herb Kosten, 3B	30
1957	Herb Kosten, 3B	24
1958	Jack Kubiszyn, SS	20
1959	Tommy Proctor, LF	19
1960	Ken Chapman, OF	22
1961	Tommy Hill, OF	25
1962	Tommy Hill, OF	19
1963	Bill Oliver, OF	23
1964	Ashton Wells, of	23
	Sammy Bryant, 1B	23
1965	George Johnson, CF	19
1966	John Holley, CF	19
1967	George Johnson, CF	32
1968	Stan Moss, 3B	24
1969	Bill Parker, CF	24
	Jack Traffanstedt	24
1970	Mark Gray, SS	13
1971	David Mewbourne, 2B	37
1972	Rex Bynum, LF	30
1973	Butch Hobson, 3B	20
	Randy Collins, RF	20
	Paul Spivey, LF	20
1974	James White, 3B	32
	Anthony Davidson, RF	32
1975	Larry Keenum, SS	39
1976	Larry Keenum, SS	30
1977	Johnny Wright, CF	38
1978	Steve Houlberg, SS	31
1979	Steve Houlberg, SS	30
1980	David Fowke, LF	37
1981	Bobby Pierce, OF	47
1982	Jamey Merritt, OF	51
1983	Bret Elbin, 3B	88
1984	Ted McClendon, 3B	56
1985	Allan Stallings, CF	54
1986	Mike Twardoski, RF	73
1987	Omar Fernandez, CF	48
1988	Robert Fletcher, 2B	53
1989	Brent Reese, 1B	53
1990	Joe Vitiello, LF	52
1991	Mick Kerns, CF	62
1992	Mick Kerns, CF	51
1993	Al Drumheller, RF	43
1994	Jason Jordan, 1B	40
1995	Brett Taft, SS	50
1996	Joe Caruso, 2B	76
1997	Roberto Vaz, OF/DH	87
1998	Paul Phillips, OF	69
1999	G.W. Keller, OF	85
2000	Brent Boyd, 3B	74
2001	Aaron Clark, 1B	66
2002	Scott McClanahan, OF	68
2003	3 Tied	64
2004	Allen Rice, 2B	39
2005	Evan Bush, 3B	46

Alabama Year-by-Year Statistical Leaders (continued)

RBI		
1946	Herb Chapman, OF	29
1947	Herb Chapman, OF	17
1949	Dick Dill, C	20
1950	Ed White, LF	17
1951	Earl Martin, CF	20
1952	Dick Hearn, RF	26
1953	Jerry Belk, 3B	12
	Jerry Watford, OF	12
1954	Tom Miller, OF	25
1955	Bobby Hunt, OF	32
1956	Fred Frickie, 1B	22
	Norman Koury, LF	22
1957	Fred Frickie, 1B	22
	Jack Kubiszyn, SS	22
1958	Bobby Ledford, OF	18
1959	Ken Chapman, OF	16
1960	Ken Chapman, OF	19
1961	Tommy Hill, OF	22
1962	Tommy Hill, OF	25
1963	Buddy French, C	17
1964	Sammy Bryant, 1B	14
1965	Bill Scudder, RF	14
	Sammy Bryant, 1B	14
1966	Joe McCorquodale, 1B	14
1967	Joe McCorquodale, 1B	14
1968	Stan Moss, 3B	26
1969	J.C. Ranelli, SS	25
1970	Randy Collins, RF	13
1971	Ron Hardin, LF	21
1972	Glenn Woodruff, C	38
1973	Butch Hobson, 3B	37
1974	James White, 3B	30
1975	Larry Keenum, SS	40
1976	Jeff Tillman, DH	28
1977	Jeff Tillman, DH	37
1978	Steve Houlberg, SS	28
1979	Dave Atkins, C	20
1980	Dave Atkins, C	37
1981	David Magadan, 3B	43
1982	David Magadan, 1B	50
1983	David Magadan, 1B	95
1984	Mike Pitisci, 1B	70
1985	Doug Duke, C	67
1986	Doug Duke, C	82
1987	Deron White, LF	47
1988	Jason Bridges, RF	43
1989	Cary Williams, CF	61
1990	Joe Vitiello, LF	53
1991	Joe Vitiello, LF	67
1992	Mick Kerns, CF	54
1993	Al Drumheller, RF	38
1994	Kevin Nichols, 3B	43
1995	Chris Moller, 1B	44
	Dustan Mohr, RF	44
1996	Joe Caruso, 2B	63
1997	Dustan Mohr, RF	79
1998	Andy Phillips, 3B	82
1999	G.W. Keller, OF	72
2000	Sam Bozanich, 2B	83
2001	Aaron Clark, 1B	71
2002	Jeremy Brown, C	64
2003	Beau Hearod, RF	82
2004	Zac Welch, 1B	46
2005	Evan Bush, 3B	55

HOME RUNS		
1946	Herb Chapman, OF	3
1947	Herb Chapman, OF	3
1948	Jack Rutledge, SS	4
	J.F. Sharp, 2B	4
1949	Ed White, LF	4
1950	Ed White, LF	7
1951	George Howell, SS	3
	Clell Hobson, OF	3
1952	Dick Hearn, RF	5
1953	Jerry Belk, 3B	2
1954	Bobby Hunt, OF	3
1955	Bobby Hunt, OF	4
1956	Norman Koury, LF	3
1957	Jack Kubiszyn, SS	3
	Bill Walker, RF	3
1958	Legrant Scott, 2B	3
	Bobby Ledford, OF	3
1959	Ken Chapman, OF	2
	Tony Proctor, LF	2
	Gene Beard, C	2
1960	Ken Chapman, OF	5
1961	Tommy Hill, OF	5
1962	Tommy Hill, OF	5
1963	Buddy French, C	3
1964	Mickey Andrews, OF	4
	Ashton Wells, RF	4
1965	Buddy French, C	3
	George Johnson, CF	3
	John Mosley, 3B	3
1966	John Holley, RF	3
	Joe McCorquodale, 1B	3
1967	George Johnson, CF	5
1968	Stan Moss, 3B	7
1969	J.C. Ranelli, SS	2
1970	Randy Collins, RF	3
1971	David Mewbourne, 2B	6
1972	Glenn Woodruff, C	7
	Paul Spivey, CF	7
1973	Butch Hobson, 3B	13
1974	James White, 3B	5
	Rich Porter, C	5
1975	James White, 3B	6
1976	Larry Keenum, SS	7
1977	Johnny Wright, CF	7
	Jeff Tillman, DH	7
1978	Johnny Wright, CF	9
1979	Dave Atkins, C	4
1980	Dave Atkins, C	9
1981	Randy Hunt, C	12
1982	Rob Skates, DH	10
1983	Frank Velleggia, C	12
1984	Mike Pitisci, 1B	20
1985	Doug Duke, C	22
1986	Doug Duke, C	27
1987	Deron White, LF	11
1988	Jason Bridges, CF	12
1989	Cary Williams, CF	16
1990	Joe Vitiello, LF	11
1991	Joe Vitiello, LF	15
1992	Mick Kerns, CF	16
1993	Al Drumheller, RF	8
	Brett Anderson, 3B	8
1994	Kevin Nichols, 3B	13
1995	Dustan Mohr, OF	12
1996	Joe Caruso, 2B	14
1997	Dustan Mohr, RF	25
1998	Matt Frick, C	22
1999	Andy Phillips, SS	22
2000	Sam Bozanich, 2B	18

2001	Aaron Clark, 1B	20
2002	Scott McClanahan, COF	14
2003	Beau Hearod, RF	20
2004	Evan Bush, 3B/OF	8
2005	Evan Bush, 3B	17

TRIPLES		
1946	D.J. Gambrell, C	2
1947	Jennings Byrd, 1B	4
1948	Jennings Byrd, 1B	4
1949	Jennings Byrd, 1B	2
1950	Ed White, LF	2
1951	Earl Martin, CF	2
1952	Jerry Belk, 3B	2
	Clell Hobson, OF	2
	Leon Adair, 2B	2
1953	Jim Grant, 1B	4
1954	Tom Miller, OF	4
1955	Bobby Hunt, OF	4
1956	Fred Frickie, 1B	3
1957	Chuck Bancroft, 2B	3
1958	Legrant Scott, 2B	2
	Bobby Ledford, OF	2
1959	Ken Chapman, OF	3
1960	Ken Chapman, OF	5
1961	Tommy Moore, 1B	3
1962	Glendel Baker, OF	3
1963	Bill Oliver, OF	5
1964	Buddy French, C	1
1965	Buddy French, C	4
1966	John Holley, RF	2
1967	Joe McCorquodale, 1B	3
	George Johnson, CF	3
1968	Stan Moss, 3B	2
	Bill Parker, CF	2
1969	Jack Traffanstedt, LF	3
1970	Terry Dubose, CF	2
	Rex Bynum, LF	2
1971	Mark Gray, SS	3
1972	Rex Bynum, LF	2
	Zack Rogers, 1B	2
1973	Robin Cary, CF	1
	Butch Hobson, 3B	1
	Paul Spivey, LF	1
	James White, SS	1
1974	Anthony Davidson, RF	3
1975	Larry Mims, RF	5
1976	Ron Hamilton, CF	4
	Mark Salem, CF	4
	Randy Bonner, C	4
1977	Johnny Wright, CF	2
	Chris Arago, SS	2
	Dunn McKelvey, 1B	2
	Joe Fennor, RF	2
	Tommy Belk, 3B	2
1978	Johnny Wright, CF	2
	Chris Arago, SS	2
1979	Dave Atkins, C	2
1980	Dave Atkins, C	2
	Dave Fowke, LF	2
1981	Bobby Pierce, OF	5
1982	Rusty Barton, OF	5
1983	Allan Stallings, CF	6
1984	Kyle Bryan, LF	3
	Dee Smithy, RF	3
1985	Mike Twardoski, RF	3
	Tim Smith, SS	3
1986	Mike Twardoski, RF	4
1987	Omar Fernandez, CF	3
	Ralph Lusian, 2B	3



Roberto Vaz led the Crimson Tide with a school record nine triples in 1997. Vaz also set the single-season record with a .768 slugging percentage.

1988	Robert Fletcher, 2B	2
1989	Cary Williams, CF	5
1990	John Farrell, RF	5
1991	Kyle Waick, 2B	5
1992	Frank Menechino, 2B	5
	Brad Oliver, 2B	5
1993	Brett Anderson, 3B	3
	Brad Oliver, CF	3
1994	Shane Watts, OF	2
1995	Dustan Mohr, OF	4
1996	Joe Caruso, 2B	5
1997	Roberto Vaz, OF/DH	9
1998	G.W. Keller, RF	3
1999	Andy Phillips, SS	6
	Derek Wigginton, OF	6
2000	Darren Wood, OF	5
2001	Scott McClanahan, OF	3
2002	Peter Stonard, 2B/OF	5
2003	Travis Garner, CF	4
	Beau Hearod, RF	4
2004	Allen Rice, 2B	3
2005	Morrow Thomley, RF	4


DOUBLES		
1946	D.J. Gambrell, C	5
1947	Herb Chapman, OF	6
	Jack Rutledge, SS	6
1948	Hugh Morrow, CF	4
1949	Ed White, LF	4
1950	George Howell, SS	8
1951	Mike Mizraney, 1B	7
	George Howell, SS	7
1952	Bobby Carr, CF	5
	Dick Hearn, RF	5
1953	Cecil Ingrame, 2B	4
1954	Jerry Belk, 3B	6
1955	Bobby Hunt, OF	4
	Buddy Morrison, OF	4
1956	Shep Frazier, 2B	5
1957	Fred Frickie, 1B	7
1958	Bill Walker, 1B	6
1959	Tony Proctor, LF	4

Alabama Year-by-Year Statistical Leaders (continued)

1960	Tommy Hill, OF	5
1961	Leonard Bell, 3B	9
1962	Bobby Tarver, SS	7
1963	Larry Anderson, C	6
1964	Buddy French, C	4
1965	Bill Scudder, LF	7
1966	John Holley, RF	5
1967	George Johnson, CF	6
	Joe McCorquodale, 1B	6
1968	Stan Moss, 3B	8
1969	J.C. Ranelli, SS	8
1970	Zack Rogers, 1B	6
1971	Terry Dubose, RF	7
1972	Glenn Woodruff, C	9
	Zack Rogers, 1B	9
1973	Butch Hobson, 3B	6
	Randy Collins, RF	6
1974	Rich Potter, C	9
	Anthony Davidson, RF	9
1975	James White, 3B	15
1976	Randy Bonner, OF	7
1977	Tommy Belk, 3B	8
1978	Johnny Wright, CF	9
1979	Dave Atkins, C	10
1980	Bobby Pierce, OF	18
1981	David Magadan, 3B	20
1982	Chris Glass, 2B	15
1983	David Magadan, 1B	31
1984	Ted McClendon, 3B	20
1985	Mike Twardoski, RF	17
	Ted McClendon, 3B	17
1986	Pat Bailey, DH	16
	Doug Duke, C	16
	Eddie Looper, 3B	16
	Mike Twardoski, RF	16
1987	Robert Fletcher, 3B	13
1988	Robert Fletcher, 2B	15
1989	Hunter Plott, DH	13
	Brian Reese, 1B	13
1990	Joe Vitiello, LF	14
	Hunter Plott, 1B	14
1991	Joe Vitiello, LF	20
1992	Tim Boge, C	15
1993	Brett Anderson, 3B	12
1994	Jason Jordan, 1B	14
1995	Dax Norris, C	18
	Brett Taft, SS	18
1996	Dax Norris, C	21
	Dustan Mohr, RF	21
	Andy Phillips, 3B	25
1998	Sam Bozanich, 2B	17
1999	Andy Phillips, SS	22
2000	Sam Bozanich, 2B	20
2001	Aaron Clark, 1B	15
2002	Peter Stonard, 2B/OF	22
	Scott McClanahan, OF	22
2003	Adam Pavkovich, SS	27
2004	Zac Welch, 1B	14
2005	Morrow Thornley, RF	14

STOLEN BASES

1948	Hugh Morrow, CF	4
1950	Ned Folmar, 3B	10
1951	Earl Martin, CF	10
1952	Bobby Carr, CF	10
1953	Cecil Ingram, 2B	3
	Charles Olgiati, C	3
1954	Ron Welch, SS	4
1955	Chuck Bancroft, 2B	11
1956	Chuck Bancroft, 2B	14
1957	Herb Kosten, 3B	6
1958	Legrant Scott, 2B	15
1959	Gene Beard, C	2
	Gene Giannini, SS	2
1960	Gene Giannini, SS	4
1961	Leonard Bell, 3B	3
1962	Glendel Baker, OF	6
1963	Bill Oliver, OF	10
1965	Mike Box, 2B	3
1966	Joe McCorquodale, 1B	5
1967	Lynn Bailey, 2B	6
1968	Bill Parker, 2B	5
1969	Jack Traffanstedt, LF	12
1970	Zack Rogers, 1B	5
1971	David Mewbourne, 2B	6
1972	Robin Cary, CF	9
1973	Robin Cary, CF	8
1974	Anthony Davidson, RF	11
1975	Norman Lacey, LF	12
1976	Ron Hamilton, CF	6
1977	Chris Arago, SS	29
1978	Chris Arago, SS	24
1979	Steve Houlberg, SS	9
1980	David Fowke, LF	18
1981	David Fowke, LF	50
1982	Chris Glass, 2B	24
1983	Craig Shipley, SS	19
1984	Craig Shipley, SS	16
1985	Allan Stallings, CF	13
1986	Ted Williams, CF	44
1987	Ralph Lusian, 2B	33
1988	Robert Fletcher, 2B	33
1989	Cary Williams, CF	22
1990	John Farrell, RF	22
1991	Mickey Kerns, CF	19
1992	Frank Menechino, 2B	22
1993	Brad Oliver, CF	17
1994	Anthony Dubose, OF	9
1995	Tad Peterson, 3B	14
1996	David Tidwell, LF	27
1997	David Tidwell, OF	35
1998	Paul Phillips, OF	18
1999	G.W. Keller, OF	40
2000	Sam Bozanich, 2B	29
2001	Scott McClanahan, OF	15
2002	Travis Garner, OF	26
2003	Travis Garner, CF	19
2004	Allen Rice, 2B	11
2005	Cale Iorg, SS	15



Frank Roland led Alabama with a 12-0 record and a school record 10 complete games in 1956.

APPEARANCES

1965	Dickie Towers	13
1966	Dickie Towers	9
1967	Jan Douglas	16
1968	Eddie Propst	14
	Jackie Glover	14
1969	Mike Innes	14
	Jackie Glover	14
1970	David Youell	13
1971	David Youell	20
1972	David Youell	12
1973	Stan Chaney	14
1976	Jimbo Lindsay	16
1977	Bobby Sprowl	18
	Mike Reading	18
1978	Bob Greenwald	10
1979	Terry Asher	19
1980	Dennis Alvarez	16
1981	Alan Dunn	17
1982	Pete Ferrer	20
1983	Troy Brauchle	32
1984	Troy Brauchle	20
1985	Greg Hibbard	36
1986	Greg Hibbard	39
1987	Jake Stout	27
1988	Mike Soper	24
1989	Jon Henn	29
1990	Ben Short	24
1991	Ben Short	36
1992	Al Drumheller	23
1993	Mike MacDonald	24
1994	Jerry Stubbs	34
1995	Tim Young	26
1996	Tim Young	23
	Andy Bernard	23
1997	Jarrod Kingrey	33
1998	Jarrod Kingrey	34
1999	Jonathan Blankenship	34
2000	Bryce Heath	28
2001	Jared Woodward	25
2002	Brian Reed	27
2003	Brian Reed	30
2004	Seth Johnson	23
2005	David Robertson	32

COMPLETE GAMES

1954	Gene Lary	6
1955	Gene Lary	8
1956	Frank Roland	10
1957	Bobby Ledford	6
	Frank Roland	6
1958	Walt Massey	6
1959	Pete Reaves	5
1960	Joe Sims	5
1961	Russell Sikes	5
1963	Earl Griffin	3
1965	Dickie Towers	6
1966	Freddie Glass	3
1967	Freddie Glass	6
1968	Eddie Propst	5
	Jackie Glover	5
1969	Mike Innes	7
1970	Mike Innes	4
1971	Ricky Rucker	2
	Steve Bryant	2
	Gary Mirns	2
	Bernie Strawn	2
1972	Bernie Strawn	7
1973	Bernie Strawn	7
1974	Jimmy Archibald	5
1975	Drew Blocker	6
1976	Jimbo Lindsay	7
1977	Bobby Sprowl	7
1978	Terry Asher	3
	Ben Flagler	3
	Leroy Russell	3
1979	Terry Asher	5
1980	David Zitkus	5
1981	Vince Barrentine	7
1982	Dean Hayes	4
1983	Dean Hayes	3
1984	Tim Meacham	5
1985	Jeff Oyster	3
1986	Mike Sadders	3
	Pete Roberts	3
1987	David Oropeza	6
1988	Mike Sadders	5
1989	Tommy Milstead	4
1990	Mark Roberts	3
1991	Joe Vitiello	2
	Dennis Walsh	2
1992	Carey Lundstrom	4
	Al Drumheller	4
1993	Bernie Bellard	3
1994	Chris Eilers	1
1995	Chris Eilers	7
1996	Andy Bernard	2
	Joel Colgrove	2
1997	Five Tied	1
1998	Pete Fisher	3
1999	Manny Torres	5
2000	Scott Murphy	5
2001	Lance Cormier	6
2002	Lance Cormier	6
2003	Brent Carter	6
2004	Wade LeBlanc	8
2005	Wade LeBlanc	2

Alabama Year-by-Year Statistical Leaders (continued)

GAMES STARTED

1965	Dickie Towers	11
1966	Dickie Towers	8
1967	Freddy Glass	14
1968	Eddie Propst	12
1969	Mike Innes	14
1970	Mike Innes	11
1971	Gary Mims	10
1972	Bernie Strawn	8
1973	Jimmy Archibald	9
1974	Bruce Hodges	9
1975	Drew Blocker	17
1976	Mike Drensky	10
1977	Bobby Sprowl	13
1978	Bob Greenwald	10
1979	Terry Asher	14
1980	Mike Draper	11
1981	Vince Barrentine	14
1982	Dean Hayes	10
1983	Dean Hayes	14
1984	Jeff Oyster	15
1985	Jeff Oyster	18
1986	Pete Roberts	17
1987	Mike Soddors	13
	Gordie Hershiser	13
1988	Mike Soddors	15
	David Oropeza	15
1989	Mike Soper	15
	Mark Roberts	15
1990	Mark Roberts	15
1991	Dennis Walsh	20
1992	Al Drumheller	16
1993	Al Drumheller	16
1994	Chris Eilers	14
1995	Joel Colgrove	16
1996	Joel Colgrove	18
1997	Pete Fisher	18
1998	Justin Smith	15
	Pete Fisher	15
1999	Manny Torres	17
2000	Jeremy Vaughn	15
2001	Lance Cormier	14
	Mark Carter	14
2002	Lance Cormier	17
2003	Brent Carter	16
2004	Wade LeBlanc	15
2005	T.J. Large	17

WINS

1946	Thayer Bellis (5-2)	5
1947	Joe Kirkland (6-2)	6
1948	Joe Kirkland (6-2)	6
1949	Gordon Pettus (5-0)	5
1950	Frank Lary (10-2)	10
1951	Al Lary (6-2)	6
1952	Gene Lary (5-2)	5
1953	John Paul Anderson (5-4)	5
1954	John Paul Anderson (5-4)	5
1955	Gene Lary (8-2)	8
1956	Frank Roland (12-0)	12
1957	Bobby Ledford (6-1)	6
1958	Walt Massey (5-1)	5
1959	Pete Reaves (4-1)	4
1960	Joe Sims (6-1)	6
1961	Russell Sikes (4-2)	4
1962	Earl Griffin (7-3)	7

1963	Harvey Daravich (3-0)	3
	Alan Kosten (3-1)	3
1964	Tim Thompson (4-3)	4
1965	Dickie Towers (5-6)	5
1966	Dickie Towers (4-3)	4
1967	Freddy Glass (9-2)	9
1968	Eddie Propst (8-4)	8
1969	Mike Innes (9-1)	9
1970	Mike Innes (3-6)	3
1971	Ricky Rucker (4-4)	4
	Gary Mims (4-6)	4
1972	Bernie Strawn (6-3)	6
1973	Bernie Strawn (6-3)	6
1974	Jimmy Archibald (7-5)	7
1975	Jimbo Lindsay (7-3)	7
	Drew Blocker (7-8)	7
1976	Jimbo Lindsay (6-2)	6
	Mike Drensky (6-4)	6
1977	Bobby Sprowl (8-6)	8
1978	Terry Asher (6-2)	6
1979	Terry Asher (5-6)	5
1980	Robert Payne (3-3)	3
	Dennis Alvarez (3-3)	3
	Mike Draper (3-5)	3
1981	Vince Barrentine (10-4)	10
1982	Craig Antush (5-2)	5
1983	Dean Hayes (11-2)	11
	Rick Browne (11-2)	11
1984	Jeff Oyster (10-2)	10
1985	Jeff Oyster (9-8)	9
1986	Pete Roberts (10-2)	10
1987	David Oropeza (7-3)	7
1988	David Oropeza (8-4)	8
1989	Tommy Milstead (6-3)	6
	Mark Roberts (6-3)	6
	Jon Henn (6-3)	6
1990	Tommy Milstead (7-3)	7
	Mark Roberts (7-4)	7
1991	Dennis Walsh (11-4)	11
1992	Carey Lundstrom (11-4)	11
1993	Al Drumheller (11-4)	11
1994	John Collins	5
1995	Neal Lamb (7-1)	7
1996	Tim Young (11-3)	11
1997	Heath Henderson (13-2)	13
1998	Jarrold Kingrey (8-4)	8
	B.J. Green (8-2)	8
1999	Manny Torres (10-3)	10
	J. Blankenship (10-3)	10
2000	Scott Murphy (8-2)	8
2001	Lance Cormier (9-5)	9
2002	Lance Cormier (11-3)	11
2003	Brent Carter (10-3)	10
2004	Wade LeBlanc (8-4)	8
2005	Brent Carter (7-4)	7
	T.J. Large (7-4)	7
	David Robertson (7-5)	7

LOSSES

1947	Thayer Bellis	2
1951	Al Lary	2
1952	Bill Dunn	3
1953	John Paul Anderson	4
1954	John Paul Anderson	4
1955	Gene Lary	2
1956	Howard Tepper	3
1957	Clyde Eurick	2
1958	Pete Reaves	2
	Bobby Ledford	2
1959	Walt Massey	3
1960	Walt Massey	3
1961	Butch Leiby	3
1963	Earl Griffin	4
1965	Dickie Towers	6
1966	Dickie Towers	3
1967	Jackie Glover	7
1968	Jackie Glover	5
1969	Bobby Lynch	5
1970	Mike Innes	6
1971	Larry Mims	6
1972	Bernie Strawn	3
	Jeff Carpenter	3
	Stan Chaney	3
	David Youell	3
1973	Bernie Strawn	3
	Jimmy Archibald	3
	Johnny Wheeler	3
1974	Jimmy Archibald	4
1975	Drew Blocker	8
1976	Bruce Hodges	5
1977	Bobby Sprowl	6
1978	Bob Greenwald	5
1979	Ronnie Owen	7
1980	Mike Draper	5
	David Zitkus	5
1981	Vince Barrentine	4
1982	Dean Hayes	6
1983	Troy Brauchle	4
1984	Troy Brauchle	4
	Tim Meacham	4
1985	Jeff Oyster	8
1986	Mike Soddors	4
	Mike Sander	4
1987	Mike Soddors	4
1988	Mike Soddors	6
	Pete Roberts	7
1989	Mike Soper	8
1990	Mark Roberts	4
1991	Tommy Milstead	4
	Dennis Walsh	4
1992	Steve Shoemaker	5
	Al Drumheller	5
1993	Bernie Bellard	6
1994	Bernie Bellard	8
1995	Will Schleuss	6
1996	Chris Eilers	5
1997	Andy Bernard	4
1998	Pete Fisher	8
1999	Justin Smith	4
2000	Jonathan Blankenship	6
2001	Lance Cormier	5
2002	Taylor Tankersley	5
2003	Seth Johnson	6
2004	Brandon Belcher	5
	Taylor Tankersley	5
2005	David Robertson	5

INNINGS PITCHED

1946	Thayer Bellis	66.2
1947	Thayer Bellis	80.1
1948	Joe Kirkland	64.0
1950	Frank Lary	96.2
1951	Al Worthington	65.0
1952	Gene Lary	67.1
1953	John Paul Anderson	70.2
1954	Gene Lary	64.2
1955	Gene Lary	85.2
1956	Frank Roland	95.2
1957	Frank Roland	61.1
1958	Walt Massey	51.1
1959	Pete Reaves	52.1
1960	Joe Sims	62.2
1961	Russell Sikes	45.0
1962	Earl Griffin	72.2
1963	Earl Griffin	50.0
1964	Tim Thompson	67.2
1965	Dickie Towers	85.1
1966	Dickie Towers	58.2
1967	Freddy Glass	80.2
1968	Eddie Propst	89.0
1969	Jackie Glover	87.2
1970	Mike Innes	72.1
1971	Gary Mims	56.1
1972	Bernie Strawn	63.0
1973	Bernie Strawn	58.0
1974	Jimmy Archibald	71.1
1975	Drew Blocker	79.1
1976	Jimbo Lindsay	76.1
1977	Bobby Sprowl	92.0
1978	Bob Greenwald	53.2
1979	Terry Asher	81.0
1980	David Zitkus	64.2
1981	Bryan Kelly	86.1
1982	Craig Antush	76.1
1983	Dean Hayes	112.2
1984	Jeff Oyster	100.0
1985	Jeff Oyster	99.0
1986	Mike Sander	100.0
1987	David Oropeza	94.0
1988	Mike Soddors	82.2
1989	Mike Soper	88.2
1990	Mark Roberts	91.1
1991	Dennis Walsh	104.0
1992	Carey Lundstrom	107.1
1993	Al Drumheller	98.0
1994	Steve Shoemaker	85.2
1995	Chris Eilers	101.0
1996	Joel Colgrove	111.0
1997	Heath Henderson	124.1
1998	Pete Fisher	104.1
1999	Manny Torres	115.0
2000	Scott Murphy	113.2
2001	Lance Cormier	109.2
2002	Lance Cormier	129.0
2003	Brent Carter	122.2
2004	Wade LeBlanc	112.2
2005	T.J. Large	96.1

Alabama Year-by-Year Statistical Leaders (continued)

ERA


1946	Thayer Bellis	2.43
1947	Thayer Bellis	1.46
1950	Frank Lary	2.06
1951	Bill Dunn	2.16
1952	Gene Lary	1.87
1953	Gene Lary	2.70
1954	Gene Lary	2.37
1955	John Paul Anderson	1.49
1956	Frank Roland	2.35
1957	Frank Roland	1.76
1958	Walt Massey	2.44
1959	Walt Massey	2.93
1960	Joe Sims	2.87
1961	Russell Sikes	2.60
1962	Harvey Daravich	2.96
1963	Earl Griffin	2.28
1964	Steve Barnett	2.70
1965	Dickie Towers	2.57
1966	Dickie Towers	2.43
	Freddy Glass	2.43
1967	Dickie Towers	2.43
1968	Eddie Propst	1.98
1969	Freddy Glass	2.07
1970	Steve Bryant	1.31
1971	Bernie Strawn	3.04
1972	Jeff Carpenter	3.48
1973	Bernie Strawn	1.86
1974	Drew Blocker	1.19
1975	Jimbo Lindsay	1.85
1976	Jimbo Lindsay	2.00
1977	Bobby Sprowl	3.13
1978	Terry Asher	3.26
1979	Ben Flagler	3.82
1980	David Zitkus	3.62
1981	Steve Smitherman	2.08
1982	Dean Hayes	3.44
1983	Tim Meacham	2.39
1984	Bobby Fuller	2.67
1985	Greg Hibbard	3.59
1986	Greg Hibbard	2.52
1987	David Oropeza	3.54
1988	Mike Soper	1.63
1989	Tommy Milstead	2.65
1990	Jon Henn	2.93
1991	Ben Short	3.10
1992	Roger Weems	3.75
1993	Bernie Bellard	3.82
1994	Jerry Stubbs	2.99
1995	Tim Young	1.67
1996	Skip Ames	2.36
1997	Jarrod Kingrey	3.16
1998	Jarrod Kingrey	2.47
1999	Jason Moates	3.82
2000	Bryce Heath	3.12
2001	Lance Cormier	2.30
2002	Brian Reed	1.75
2003	Brent Carter	3.30
2004	Taylor Tankersley	2.00
2005	David Robertson	2.92

STRIKEOUTS

1946	Thayer Bellis	65
1947	Thayer Bellis	59
1948	Joe Kirkland	63
1950	Frank Lary	74
1951	Al Worthington	55
1952	Gene Lary	41
1953	John Paul Anderson	55
1954	Gene Lary	37
1955	John Paul Anderson	55
1956	Frank Roland	72
1957	Bobby Ledford	43
	Frank Roland	43
1958	Pete Reaves	30
1959	Pete Reaves	35
1960	Joe Sims	60
1961	Russell Sikes	32
1962	Earl Griffin	67
1963	Earl Griffin	40
	Harvey Daravich	40
1964	Tim Thompson	54
1965	Dickie Towers	72
1966	Dickie Towers	60
1967	Freddy Glass	90
1968	Eddie Propst	66
1969	Jackie Glover	77
1970	Mike Innes	65
1971	Ricky Rucker	60
1972	Bernie Strawn	51
1973	Bernie Strawn	54
1974	Jimmy Archibald	42
1975	Drew Blocker	63
1976	Mike Drensky	57
1977	Bobby Sprowl	118
1978	Leroy Russell	48
1979	Terry Asher	35
1980	David Zitkus	58
1981	Bryan Kelly	94
1982	Dean Hayes	63
1983	Dean Hayes	86
1984	Jeff Oyster	90
1985	Jeff Oyster	88
1986	Pete Roberts	94
1987	David Oropeza	88
1988	Mike Sodders	91
	David Oropeza	91
1989	Mark Roberts	79
1990	Mark Roberts	90
1991	Dennis Walsh	96
1992	Al Drumheller	101
1993	Al Drumheller	82
1994	Steve Shoemaker	98
1995	Chris Eilers	86
1996	Joel Colgrove	104
1997	Heath Henderson	104
1998	Jarrod Kingrey	98
1999	Manny Torres	104
2000	Scott Murphy	96
2001	Lance Cormier	73
2002	Lance Cormier	85
2003	Brent Carter	105
2004	Wade LeBlanc	98
2005	Wade LeBlanc	108

FEWEST WALKS (MIN. 40 IP)

1947	Thayer Bellis	22
1950	Al Lary	13
1951	Al Lary	26
1952	John Paul Anderson	30
1953	Gene Lary	32
1954	Gene Lary	27
	John Paul Anderson	24
1955	John Paul Anderson	24
1956	Howard Tepper	16
1957	Frank Roland	12
1958	Pete Reaves	9
1959	Pete Reaves	15
1960	Joe Sims	24
1961	Russell Sikes	23
1962	Earl Griffin	27
1963	Harvey Daravich	22
1965	Grady Elmore	29
1966	Dickie Towers	17
1967	Eddie Propst	23
1968	Les Kelley	23
1969	Bobby Lunch	16
1970	Steve Bryant	14
1971	Gary Mims	16
1972	Jeff Carpenter	26
1973	Steve Bryant	26
1974	John Acure	14
1975	Mike Drensky	17
1976	Mike Drensky	23
1977	Mike Blount	13
1978	Ronnie Owen	11
1979	Ronnie Owen	21
1980	Dennis Alvarez	23
1981	Vince Barrentine	37
1982	Jeff Brewer	12
1983	Jeff Brewer	16
1984	Bobby Fuller	23
1985	Bobby Fuller	17
1986	Mike Hanks	27
1987	Mike Sodders	17
1988	Mike Sodders	27
1989	Tommy Milstead	28
1990	Ben Short	17
1991	Matt Kelley	21
1992	Roger Weems	11
1993	Bernie Bellard	28
1994	John Collins	22
1995	Neal Lamb	21
1996	Manny Torres	13
	John Collins	13
1997	Doug Hurst	25
1998	Jonathan Blankenship	25
1999	Scott Murphy	23
	B.J. Green	23
2000	Bryce Heath	16
2001	Jared Woodward	12
2002	Brent Carter	10
2003	Jared Woodward	14
2004	Andrew Walker	12
2005	Jordan Davis	15



Northport native **Al Lary** allowed only 24 hits during the 1950 season.

FEWEST HITS (MIN. 40 IP)

1947	Joe Kirkland	43
1950	Al Lary	24
1951	Bill Dunn	32
1952	John Paul Anderson	32
1953	Gene Lary	51
1954	Gene Lary	46
1955	John Paul Anderson	46
1956	Howard Tepper	51
1957	Bobby Ledford	43
1958	Walt Massey	48
1959	Pete Reaves	37
1960	Walt Massey	45
1961	Russell Sikes	35
1963	Harvey Daravich	36
1965	Grady Elmore	45
1966	Dickie Towers	52
1967	Eddie Propst	39
1968	Les Kelley	34
1969	Bobby Lynch	46
1970	Steve Bryant	36
1971	David Youell	35
1972	Jeff Carpenter	41
1973	Steve Bryant	35
1974	Drew Blocker	36
1975	Owen Holston	47
1976	Mike Redding	40
1977	Mike Blount	55
1978	Terry Asher	35
1979	Ben Flagler	49
1980	Mike Draper	42
1981	Alan Dunn	31
1982	Jeff Estell	40
1983	Troy Brauchle	36
1984	Troy Brauchle	53
1985	Bobby Midolo	51
1986	Mike Hanks	50
1987	Pete Brown	39
1988	David Oropeza	70
1989	Jon Henn	37
1990	Ben Short	52
1991	David Stokes	45
1992	Roger Weems	32
1993	Steve Shoemaker	58

Alabama Year-by-Year Statistical Leaders (continued)

1994	John Collins	33
1995	Tim Young	37
1996	Skip Ames	36
1997	Roberto Vaz	35
1998	Kris McWhirter	55
1999	Jason Moates	67
2000	Bryce Heath	51
2001	B.J. Green	57
2002	Brian Reed	43
2003	Brian Reed	55
2004	Taylor Tankersley	50
2005	David Robertson	48

SAVES

1970	Ricky Rucker	3
1971	David Youell	4
1972	Stan Chaney	3
1974	Jimbo Lindsay	9
1975	Jimbo Lindsay	8
1978	4 PLAYERS	1
1979	Ronnie Owen	1
1980	Dennis Alvarez	5
1981	Dan Prine	5
1982	Jeff Brewer	2
	Pete Ferrer	2
1983	Troy Brauchle	12
1984	Troy Brauchle	7
1985	Greg Hibbard	9
1986	Greg Hibbard	10
1987	Jake Stout	3
1988	Mike Soper	5
1989	Jon Henn	7
1990	Sam Harris	6
1991	Ben Short	14
1992	Al Drumheller	5
1993	Mike MacDonald	8
1994	Jerry Stubbs	6
1995	Tim Young	7
1996	Skip Ames	11
1997	Roberto Vaz	8
1998	Jarrod Kingrey	13
1999	Lance Cormier	11
2000	Lance Cormier	4
2001	Lance Cormier	2
	Jared Woodward	2
2002	Brian Reed	9
2003	Brian Reed	12
2004	Seth Johnson	4
	Taylor Tankersley	4
2005	David Robertson	8

PUTOUS

1951	Mike Mizraney, 1B	184
1952	Tony Napoli, 1B	141
1953	Jim Grant, 1B	148
1954	Jim Grant, 1B	122
1955	Bill Carr, 1B	208
1956	Fred Frickie, 1B	207
1957	Fred Frickie, 1B	177
1958	Bill Walker, 1B	139
1959	Gordon Moore, C	126
1960	Tommy Hill, C	134
1961	Tommy Moore, 1B	174
1965	Buddy French, C	181
1967	Joe McCorquodale, 1B	304
1968	Not Available	
1969	Frank Cargo, 1B	257
1970	Zack Rogers, 1B	227

1971	Zack Rogers, 1B	224
1975	David Zauchin, 1B	555
1978	Dunn McKelvey, 1B	233
1979	Gary Jack, 1B	306
1980	Gary Jack, 1B	381
1981	Randy Hunt, C	353
1982	David Reeves, 1B	423
1983	David Magadan, 1B	484
1984	Mike Pitisci, 1B	373
1985	Eddie Looper, 3B	305
	Doug Duke, C	305
	Doug Duke, C	391
1987	Clint Thompson, C	372
1988	Hunter Plott, 1B	295
1989	Brent Reese, 1B	444
1990	Hunter Plott, 1B	504
1991	Hunter Plott, 1B	288
1992	Robby Glenn, 1B	383
1993	Chris Smelley, 1B	424
1994	Jason Jordan, 1B	431
1995	Chris Moller, 1B	456
1996	Chris Moller, 1B	588
1997	Robbie Tucker, 1B	546
1998	Matt Frick, C	399
1999	Jeremy Brown, 1B	477
2000	Jeremy Brown, 1B	489
2001	Aaron Clark, 1B	481
2002	Jeremy Brown, C	413
2003	Zac Welch, 1B	416
2004	Zac Welch, 1B	413
2005	Kody Valverde, C	394

ASSISTS

1951	Clell Hobson, 3B	58
1952	Clell Hobson, 3B	78
1953	Ronnie Welch, SS	50
1954	Ronnie Welch, SS	49
1955	Herb Kosten, 3B	64
1956	Shep Frazier, 2B	62
1957	Jack Kubiszyn, SS	66
1958	Jack Kubiszyn, SS	62
1959	Gene Giannini, SS	52
1960	Gene Giannini, SS	66
1961	Jerry Ellis, 2B	72
1965	Kearney Hall, SS	60
1967	J.C. Ranelli, SS	102
1969	Lynn Bailey, 2B	87
1970	Mark Gray, SS	63
1971	Mark Gray, SS	105
1975	Larry Keenum, SS	142
	James White, 2B	142
1978	Steve Houlberg, SS	112
1979	Steve Houlberg, SS	138
1980	Jerry Halderman, SS	128
1981	Jerry Halderman, SS	116
1982	Bret Elbin, SS	157
1983	Fermin Lake, 2B	139
1984	Craig Shipley, SS	134
1985	Tim Sims, SS	132
1986	Tim Sims, SS	181
1987	Pat Monti, SS	138
1988	Robert Fletcher, 2B	146
1989	Pat Monti, SS	138
1990	Mick Kerns, SS	151
1991	Juan DeBrand, SS	186
1992	Juan DeBrand, SS	135
1993	Frank Menechino, 2B	148

1994	Brett Taft, SS	145
1995	Brett Taft, SS	201
1996	Joe Caruso, 2B	210
1997	Joe Caruso, 2B	190
1998	Andy Phillips, 3B	166
1999	Andy Phillips, SS	144
2000	Casey Lambert, SS	162
2001	Casey Lambert, SS	167
2002	Adam Pavkovich, SS	186
2003	Adam Pavkovich	170
2004	Rocky Scelfo, 2B/SS	93
2005	Cale Iorg, SS	147

ERRORS

1951	Clell Hobson, 3B	7
1952	Clell Hobson, 3B	11
1953	Hootie Ingram, 2B	8
1954	Ronnie Welch, SS	11
1955	Dan Thompson, SS	14
1956	Shep Frazier, 2B	7
	Chuck Bancroft, SS	7
1957	Jack Kubiszyn, SS	6
1958	Jack Kubiszyn, SS	7
1959	Ken Chapman, SS	15
1960	Gene Giannini, SS	6
1961	Bobby Tarver, 2B	7
1965	John Moseley, SS	15
1967	J.C. Ranelli, 2B	12
1969	J.C. Ranelli, 2B	10
1970	Mark Gray, SS	10
1971	Mark Gray, SS	22
1975	Larry Keenum, SS	21
1978	Steve Houlberg, SS	12
1979	Steve Houlberg, SS	15
1980	David Moyer, 3B	16
1981	Jerry Halderman, SS	14
1982	Bret Elbin, SS	17
1983	Craig Shipley, SS	20
1984	Craig Shipley, SS	15
1985	Tim Sims, SS	23
1986	Tim Sims, SS	29
1987	Robert Fletcher, 2B	19
1988	Pat Monti, SS	16
1989	Phillip Doyle, 3B	15
1990	Mick Kerns, SS	31
1991	Juan DeBrand, SS	30
1992	Juan DeBrand, SS	20
1993	Jerry Shelton, SS/2B	23
1994	Brett Taft, SS	14
1995	Brett Taft, SS	19
1996	Nate Duncan, 3B	11
1997	Nate Duncan, SS	19
1998	Andy Phillips, 3B	18
1999	Andy Phillips, SS	20
2000	Casey Lambert, SS	28
2001	Brent Boyd, 2B	11
2002	Adam Pavkovich, SS	26
2003	Adam Pavkovich, SS	21
2004	Evan Bush, 3B/OF	11
	Allen Rice, 2B	11
2005	Cale Iorg, SS	14



Jeremy Brown


FIELDING PERCENTAGE

1951	Mike Mizraney, 1B	.994
1952	Tony Napoli, 1B	.987
1953	Jim Grant, 1B	.969
1954	Jim Grant, 1B	.977
1955	Bill Carr, 1B	.995
1956	Fred Frickie, 1B	.991
1957	Fred Frickie, 1B	.994
1958	Bill Walker, 1B	.963
1959	Gordon Moore, 1B	.980
1960	Tommy Hill, C	.993
1961	Tommy Moore, 1B	.980
1965	Bubby French, C	.985
1967	Dan Harris, C	1.000
1969	Frank Cargo, 1B	.989
1970	Zack Rogers, 1B	.976
1971	Al Baker, C	.984
1975	David Zauchin, 1B	.993
1978	Dunn McKelvey, 1B	.990
1979	Gary Jack, 1B	.993
1980	Gary Jack, 1B	.995
1981	Gary Jack, 1B	.983
1982	David Reeves, 1B	.980
1983	David Magadan, 1B	.985
1984	Frank Velleggia, C	.986
1985	Eddie Looper, 3B	.986
1986	Doug Duke, C	.984
1987	Clint Thompson, C	.976
1988	Hunter Plott, 1B	.991
1989	Greg Hammond, C	.985
1990	Hunter Plott, 1B	.990
1991	Hunter Plott, 1B	.990
1992	Tim Boge, C	.989
1993	Alan Hill, C	.995
1994	Alan Hill, C	.996
1995	Chris Moller, 1B	.996
1996	Dax Norris, C	.993
1997	Matt Frick, C	.998
1998	Drew Bounds, OF	.985
1999	Jeremy Brown, 1B	.994
2000	Kelley Gullette, C	.988
2001	Jeremy Brown, C	1.000
2002	Jeremy Brown, C	.998
2003	Travis Garner, CF	.993
2004	Nick Richardson, C	.991
2005	Gabe Scott, OF	.983

Boldface indicates school record.


CRIMSON TIDE BASEBALL

Alabama's First Team All-Americans




Ed White (1950)
— Coaches —

Year	G	AB	R	H	2B	3B	HR	RBI	AVG.
1948	28	58	16	20	2	3	2	8	.345
1949	22	77	20	31	NA	NA	NA	NA	.403
1950	25	58	28	26	5	2	6	21	.448
TOTALS	75	193	64	78	7	5	8	29	.404



Frank Roland (1956)
— Coaches —

Year	G	CG	W	L	ERA	SV	IP	H	R	ER	BB	SO
1955	7	3	4	0	2.38	NA	34.0	22	12	9	14	23
1956	15	10	12	0	2.35	NA	95.2	61	42	25	31	72
1957	9	6	5	1	1.76	NA	61.1	45	19	12	12	43
Totals	31	19	21	1	2.16	NA	191	128	78	46	57	138



Fred Frickie (1957)
— Coaches —


Year	G	AB	R	H	2B	3B	HR	RBI	AVG.	BB	SO
1956	25	76	24	25	20	1	1	22	.329	24	11
1957	23	79	20	32	7	2	1	22	.405	17	4
TOTALS	48	155	44	57	27	3	2	44	.368	41	15



David Magadan (1983)
— American Baseball Coaches Association —
— Sporting News — Baseball America —
— Collegiate Baseball Writers —

Year	G	AB	R	H	2B	3B	HR	RBI	AVG.	BB	SO	TB
1981	55	198	32	77	20	1	1	43	.389	22	11	102
1982	51	195	35	77	13	2	4	50	.395	33	17	106
1983	56	217	67	114	31	4	9	95	.525	34	18	112
Totals	162	610	134	268	64	7	14	188	.439	89	46	320

Alabama's First Team All-Americans (continued)



Doug Duke (1986)
 — Coaches — Collegiate Baseball —
 — Baseball America —


Year	G	AB	R	H	2B	3B	HR	RBI	AVG.	BB	SO	TB
1984	12	17	5	5	1	0	1	5	.294	5	4	9
1985	53	178	49	69	7	0	22	67	.388	31	30	142
1986	63	238	59	80	16	0	27	82	.336	39	48	177
TOTALS	128	433	113	154	24	0	50	154	.336	75	82	328



Joe Vitiello (1991)
 — Baseball America —

Year	G	AB	R	H	2B	3B	HR	RBI	AVG.	BB	SO	TB
1989	35	119	24	42	8	1	8	29	.353	15	29	76
1990	54	184	52	67	14	2	11	53	.364	46	35	118
1991	62	220	55	87	20	1	15	67	.395	41	31	154
TOTALS	151	523	131	196	42	4	34	149	.375	102	95	348

Year	G	CG	W	L	ERA	IP	H	R	ER	BB	SO
1990	11	1	4	3	3.25	55.1	55	30	20	24	30
1991	14	2	4	5	5.13	73.2	86	51	42	28	43
TOTALS	25	3	8	8	4.33	129.0	141	81	62	52	73



Dax Norris (1996)
 — Super Smith —

Year	G	AB	R	H	2B	3B	HR	RBI	AVG.	BB	SO	TB
1995	63	254	45	72	18	2	3	34	.283	18	21	103
1996	69	284	50	105	21	0	6	49	.370	23	26	144
TOTALS	132	538	95	177	39	2	9	83	.329	41	47	247



Roberto Vaz (1997)
 — American Baseball Coaches Association —
 — Sporting News — Collegiate Baseball Writers —

Year	G	AB	R	H	2B	3B	HR	RBI	AVG.	BB	SO	TB
1997	63	255	87	102	17	9	22	73	.400	35	22	203

Year	G	CG	W	L	ERA	SV	IP	H	R	ER	BB	SO
1997	22	1	4	1	3.40	8	50.1	35	19	19	27	52

Alabama's First Team All-Americans (continued)



G.W. Keller (1999)
— College Baseball Insider —

Year	G	AB	R	H	2B	3B	HR	RBI	AVG.	BB	SO	TB
1997	69	249	62	92	14	3	21	68	.369	20	41	175
1998	63	247	67	93	14	5	14	62	.377	21	39	159
1999	69	270	85	107	15	4	15	72	.396	49	19	175
TOTALS	201	766	214	292	43	12	50	202	.381	90	99	510



Andy Phillips (1999)
— National Collegiate Baseball Writers —
— College Baseball Insider —

Year	G	AB	R	H	2B	3B	HR	RBI	AVG.	BB	SO	TB
1996	46	101	18	24	5	0	3	13	.238	10	16	38
1997	70	279	68	102	25	3	15	65	.366	23	36	178
1998	64	265	65	93	11	2	11	82	.351	23	40	141
1999	64	259	71	103	22	6	22	66	.398	30	30	203
TOTALS	244	904	222	322	63	11	61	226	.356	86	122	590



Beau Heard (2003)
— NCBWA —

Year	G	AB	R	H	2B	3B	HR	RBI	AVG.	BB	SO	TB
2001	55	200	38	59	14	0	8	55	.295	12	36	97
2002	60	212	39	71	11	1	12	54	.335	19	43	120
2003	62	231	64	80	18	4	20	82	.346	30	48	166
TOTALS	177	643	141	210	43	5	40	191	.327	61	127	383



Beau Heard's 82 RBI in 2003 set the school record for most RBI by a senior, surpassing Joe Caruso's (76 RBI) previous record set in 1997.

Alabama All-Americans (Second-Team, Third-Team and Freshmen)

Second and Third Team All-America Selections

- 1977 **Bobby Sprowl**, LHP (2nd Team, The Sporting News)
- 1989 **Cary Williams**, OF (2nd Team, ABCA)
- 1995 **Chris Moller**, 1B (3rd Team, Super Smith Team)
Chris Eilers, RHP (Honorable Mention, Super Smith Team)
- 1997 **Roberto Vaz**, OF/LHP (2nd Team, Baseball America & Collegiate Baseball)
Joe Caruso, 2B(2nd Team, NCBWA)
- 1998 **Matt Frick**, C ((2nd Team, Baseball Weekly; 3rd Team, NCBWA)
- 1998 **Jarrod Kingrey**, RHP (2nd Team, Collegiate Baseball; 3rd Team, NCBWA)
- 1999 **Jeremy Brown**, 1B (Honorable Mention, NCBWA)
Lance Cormier, RHP (Honorable Mention, NCBWA)
G.W. Keller, OF (2nd Team, Collegiate Baseball; 2nd Team NCBWA; 3rd Team, ABCA)
- 1999 **Andy Phillips**, SS (3rd Team, ABCA; 3rd Team Baseball America; 3rd Team Collegiate Baseball)
Manny Torres, RHP (3rd Team, NCBWA)
- 2000 **Sam Bozanich**, 2B (3rd Team NCBWA)
- 2001 **Jeremy Brown**, C (3rd Team Collegiate Baseball)
Aaron Clark, 1B (2nd Team, ABCA; 2nd Team Baseball America; 2nd Team USA Today- Baseball Weekly; 3rd Collegiate Baseball)
- 2002 **Jeremy Brown**, C (2nd Team, ABCA; 3rd Team, NCBWA)
Lance Cormier (3rd Team, NCBWA)
Peter Stonard (2nd Team, ABCA)
- 2003 **Beau Heard** OF (2nd Team College Baseball Insider)
- 2005 **Gabe Scott**, OF (2nd Team, NCBWA)



Gabe Scott

Freshmen All-America Selections

- 1989 **Phillip Doyle**, 3B (Collegiate Baseball)
- 1991 **Joe Vitiello**, RHP/DH (Collegiate Baseball)
- 1995 **Dustan Mohr**, OF (Collegiate Baseball)
1996 **Manny Torres**, RHP (Collegiate Baseball)
- 1998 **Sam Bozanich**, 2B (Collegiate Baseball)
- 1999 **Jeremy Brown**, 1B (2nd Team, Baseball America)
Jeremy Brown, 1b (Collegiate Baseball)
Lance Cormier, RHP (Collegiate Baseball)
Lance Cormier, RHP (1st Team, Baseball Weekly & Collegiate Baseball)
- 2000 **Ben King** (Honorable Mention, Collegiate Baseball)
Ben King (2nd Team, Baseball America)
- 2001 **Peter Stonard** (Honorable Mention, Collegiate Baseball)
- 2002 **Taylor Tankerley** (1st Team Collegiate Baseball & 2nd Team Baseball America)
- 2004 **Wade LeBlanc** (Baseball America and Collegiate Baseball)
- 2005 **David Robertson** (Baseball America and Collegiate Baseball)



David Robertson

CRIMSON TIDE BASEBALL

Joe Sewell -- 1977 Hall of Fame Member

Joe Sewell had a knack for this "funny game."

That knack has made him the only player in Crimson Tide baseball annals to be inducted into the National Baseball Hall of Fame and Museum in the quaint little town of Cooperstown, NY.

The only other Crimson Tider in the National Baseball Hall of Fame and Museum is New York Yankees legendary broadcaster Mel Allen, who along with Florida alum Red Barber, earned induction in 1978 as the inaugural winner of the Ford C. Frick Award.

Inducted in the Hall of Fame in 1977, Sewell's career spanned 14 seasons with the Cleveland Indians and New York Yankees.

From the moment he left the Capstone as student body president in 1919, Sewell's major league career was stuff dreams are made.

After leading the Crimson Tide to the 1919 Southern Intercollegiate Athletic Association championship, Sewell was selected by the Indians and signed with the New Orleans, La., team in the Southern Association.

The Titus, Ala., native made his major league debut with the Indians in the heat of a pennant drive in 1920, after their everyday shortstop was killed after being hit with a submarine pitch. Sewell rose to the challenge and batted .329 over the final 22 games of the season to help the Indians clinch the American League pennant.

Alongside future Hall of Famers Stanley Coveleski, Tris Speaker and Bill Wambagass, Sewell and the Indians disposed of the Brooklyn Robins in seven games, taking the 1920 series five games to two.

Sewell batted only .174 (4-for-23) in his first trip to the fall classic, but was solid in the field in all seven games helping the Indians lay claim to the World Series title.

He played 11 years for the Indians before joining the New York Yankees roster for the final three years of his outstanding major league career.

Sewell once again tasted greatness with Yankees in 1932, when New York beat the Chicago Cubs in the most talked about World Series in history.

The Yankees won 107 games in 1932 and swept the Cubs in the best-of-seven fall classic. The Yankees took the first two games at Yankee Stadium (12- and 5-2) before moving to Wrigley Field for games three and four.

In game three, Babe Ruth, a teammate and close friend of Sewell, made baseball history. And his fifth inning at-bat off Chicago hurler Charley Root is still the most talked about home run in baseball history.

Ruth slugged a three-run home run in the first inning and legend has it that after taking two called strikes in his third at-bat, the Sultan of Swat then pointed to center field before he slammed a two-run home run over the head of Johnny Moore for what has become the most debated home run in the history of the fall classic.


The Yankees won the game 7-5 and then closed out the Cubs the following day (13-6) to win the 1932 World Championship.

In a lineup filled with Hall of Famers from Frank Crosetti to Bill Dickey to Lou Gehrig to Ruth, Sewell batted .333 (5-for-15) in the four games with six runs scored and two RBI. He was on base when Ruth slugged his first inning home run in game three and witnessed the famed "called shot" from the Yankees dugout.

Sewell was also close friend and roommate with Yankee legend Lou Gehrig, whose career was tragically cut short due to ALS in the 1930s.

In 14 major league seasons, Sewell batted .312 (2,226-of-7,132) with 1,051 career RBI. He played in nearly 2,000 career games and logged over 7,000 at-bats for the Indians and Yankees. He also had more than 2,000 hits, 1,000 runs scored and 1,000 RBI.

He hit .300 or better in 10 of his 14 seasons in the big leagues. His best season was 1923 when he batted .353 (195-for-553) with the Indians. He collected a career-high 204 hits with the Indians in 1925, when he



posted a .336 (204-for-608) batting average.

An outstanding fielder, Sewell led the American League in putouts and assists four times in his career and led the league in fielding percentage three times.

A "singles hitter" overshadowed by some of the game's greatest sluggers, Sewell set five major league records that continue to pass the test of time: fewest strikeouts in a season (3, two times); consecutive games without a strikeout (115 games); consecutive at-bats without a strikeout (437 at-bats); most seasons of 500 or more at-bats with fewer than four strikeouts (4); fewest career strikeouts (114).

Throughout his sparkling 14-year career at the pinnacle of the baseball profession, Sewell turned in numbers that are simply amazing to the average baseball fan. For instance, his 114 career strikeouts in over 7,000 career at-bats averages out to one strikeout for every 63 at-bats, one strikeout in every 16 games played.

And still years later, in 1964, at age 66, Sewell, a Tuscaloosa resident and businessman since his college days, took over the Crimson Tide's baseball program as head coach. In his seven-year tenure, Alabama compiled a 114-99 (.535) record, which included the 1968 SEC Championship and a trip to the NCAA District III Playoffs in North Carolina.

Sewell was inducted into the National Baseball Hall of Fame and Museum in 1977, along with Ernie Banks, Martin Dihigo, Pop Llyod, AL Lopez and Amos Rusie.

He is one of 11 Alabama natives to be enshrined in Cooperstown, joining fellow legends Hank Aaron (Mobile), Monte Irvin (Columbia), Heinie Manush (Tuscumbia), Willie Mays (Westfield), Willie McCovery (Mobile), Satchel Paige (Mobile), Ozzie Smith (Mobile), Don Sutton (Clio), Billy Williams (Whistler) and Early Wynn (Hartford).

Sewell died on March 6, 1990 in Mobile, Ala., after a lengthy illness. At the time of his death he was the oldest living baseball Hall of Famer at 91 years of age.

Mel Allen -- 1978 Ford C. Frick Award

Mel Allen is as much a part of the national pastime as the squeeze play, hot dogs, and pennants flapping in the breeze. And he never played in the big leagues. Instead he called the game, and that allowed the fans to play the games over and over in their minds. His voice is the voice that millions of fans associate with the game of baseball.

Born Melvin Allen Israel, the son of a traveling textile representative in Birmingham, and raised all over Alabama, he was a spindly student manager for the Crimson Tide football and baseball teams when he got his chance to announce games.

His first assignment behind the microphone was doing play-by-play of a football game between Tulane and Alabama, his beloved alma mater.

While a student at The University of Alabama, he sold shoes, coached speech and debate, and ultimately earned his law degree before winning an audition to announce in New York for CBS Radio.

After winning that audition with CBS in 1936, Allen broadcast his first World Series for the network in 1938. He joined the Yankees the following year and stayed for 25 more, delighting millions of baseball fans with his warm sign-on -- "Hello, everybody!" -- and his trademark phrases "How about that!" and "Going, going, gone!"

Allen was the Voice of the New York Yankees from 1939 to 1964, the team that aroused more passion than any other in baseball. With his vivid phrases and pleasing Alabama drawl, he called many of the great events in the game: the Babe's good-bye, Larsen's perfect game in the 1956 World Series, Mantle's heroics, Maris' record-shattering summer (1961), Casey's barbs, Yogi's convoluted pronouncements.

"Mel Allen meant as much to Yankee tradition as legends like Ruth, Gehrig, DiMaggio and Mantle," Yankees owner George Steinbrenner said. "He was the Voice of the Yankees."

In an era before television, millions of radio listeners around the nation saw the game through the descriptions of this thoughtful and articulate Alabamian who prided himself on being both a reporter and storyteller.

Allen moved to the Milwaukee Braves in 1965, went on to broadcast for the Cleveland Indians and handled a variety of assignments for NBC. He returned as the Voice of the New York Yankees in 1970s and began a 19-year association with *This Week in Baseball* as host of the popular program.

In his 58 years of sports broadcasting, Allen did it all. He called thousands of Yankees games, 24 Major League Baseball World Series, 20 All-Star Games, 14 Rose Bowls, five Orange Bowls, two Sugar Bowls, and over 2,000 newsreels.

A winner of numerous industry, listener and viewer awards, Allen is a member of National Baseball Hall of Fame (as the first Ford C. Frick winner in June, 1978), National (USA) Sportswriters and Broadcasters Hall of Fame (March, 1972), The American Sportscasters Association Hall of Fame (1985), The Radio Hall of Fame (1988), The Alabama Sports Hall of Fame, The University of Alabama Communication Hall of Fame (1995) and was enshrined to Monument Park at Yankee Stadium (July 25, 1999).

Once he sat next to a weakened Lou Gehrig in the dugout before a game. The Yankee Clipper would soon die from the disease that forced his emotional, early farewell from the game.

"Mel, sometimes your descriptions of the game are the only thing that keeps me going." Mel went into the tunnel and cried like a baby.

How about that?



CRIMSON TIDE BASEBALL

David Magadan - Golden Spikes Award

Not before or since has an Alabama baseball player had a season at the plate like David Magadan did in 1983.

The Alabama junior shattered school and Southeastern Conference records that still stand today in becoming the 1983 Golden Spikes Award winner, presented annually by the United States Baseball Federation.

Magadan, who concluded the 1983 season with six school career records (at-bats, runs, hits, RBI, doubles, total bases and batting average), was a major contributor in Alabama's national runner up spot to Texas at the College World Series. In addition, he paced the Crimson Tide to the NCAA South Region and Southeastern Conference titles en route to a 46-11 record, one the most successful campaigns in school history.

He batted an incredible nation-leading .525 (114-for-217) as a junior, was voted the 1983 College "Player of the Year" by Baseball America, and led the team in hits (114), doubles (31), total bases (180) and slugging percentage (.829) during his record-setting campaign.

Magadan was a consensus First-Team All-America selection by The American Baseball Coaches Association, The Sporting News, Baseball America and The National Collegiate Baseball Writer's Association during the 1983 season and was a three-time All-SEC selection at the Capstone.

He hit safely in his initial 27 games as a freshman in 1981 and batted an incredible 10-for-11 (.909) at the 1983 SEC Tournament in Starkville, which included a five-hit game (2 doubles, 2 HRs) against Florida in second-round action en route to being named the Most Valuable Player. He also set the CWS record by hitting safely in his first eight trips to the plate and wound up batting .550 (11-for-20) at Omaha in five games.

After his freshman season at Alabama, he led his American Legion team to the 1981 American Legion World Series Championship and in the process was named the "Sports Club Amateur of the Year" when Tampa Post 248 won the national title. Magadan is also recognized in the National Baseball Hall of Fame and Museum for his amateur accomplishments in 1981.

The Tampa, Fla., native played in 162 games in his Alabama career and batted .439 (268-for-610) with 64 doubles, 14 home runs and 188 RBI. His .439 batting average still ranks among the leaders in Division I baseball and still sits atop the SEC standings as the highest career average in league history.

Magadan still holds Alabama records for highest single-season batting average (.525, 1983), highest career batting average (.439, 1981-83), single-season hits (114, 1983), single-season (31, 1983) and career doubles (64, 1981-83) and single-season RBI (95, 1983).

He also set the Alabama standards for highest batting average for a freshman (.399, 1981) and junior (.525, 1983) and most RBI (95, 1983) by a junior.

Magadan also shares the single-game record with five hits, a feat he accomplished an Alabama record three times against Alabama Christian (April 16, 1983), Florida (May 13, 1983) and Arizona State (June 4, 1983).

He was drafted by the Boston Red Sox out of Tampa's Jesuit High School and then was one of six UA players taken in the 1983 MLB Draft. He signed with the New York Mets and was assigned to the Columbia (SC) Mets in the Class A South Atlantic League

in his first pro ball assignment. In that first summer, Magadan batted .336 with three home runs and 32 RBI for the Class A Mets.

Magadan made his major league debut against the Chicago Cubs on Sept. 17, 1986 as the starting first baseman at Shea Stadium. In the game, Mags went 3-for-4 with two RBI, including the game-winner in the eighth inning that clinched the National League Eastern Division title for the eventual World Champions.

In 1990, he finished third in the NL batting race with a career-best .328 (148-for-451) average.

He played 15 years in the Major Leagues before retiring from the game after the 2000 season. In those 15 seasons, he batted .289 (1,165-for-4,031) with 41 home runs and 483 RBI in 1,491 career big-league games.

After his playing days, he was named roving minor league hitting instructor by the San Diego Padres before being promoted as the hitting coach for the National League San Diego Padres prior to the 2003 season.



David Magadan (1981-83)
1983 Golden Spikes Award Winner
1983 Baseball America Player of the Year

Year	G	AB	R	H	2B	3B	HR	RBI	AVG.	BB	SO	TB
1981	55	198	32	77	20	1	1	43	.389	22	11	102
1982	51	195	35	77	13	2	4	50	.395	33	17	106
1983	56	217	67	114	31	4	9	95	.525	34	18	112
Totals	162	610	134	268	64	7	14	188	.439	89	46	320

Andy Phillips - Dick Howser Finalist

Andy Phillips is clearly the most decorated player in the history of Alabama baseball.

A member of coach Jim Wells' first signing class, Phillips rewrote the UA record books and in the process took the Crimson Tide baseball program to new heights with three trips to the College World Series in his four-year career.

His impact was not limited to the Crimson Tide baseball family as his talents were recognized nationally by writers, broadcasters and professional scouts.

A consensus All-America selection as a senior, Phillips was named the 1999 National Collegiate Baseball Writer's Association District III Player of the Year and finished runner up to Baylor's Jason Jennings as the winner of the Dick Howser Trophy, presented by the NCBWA to the best player in college baseball.

Florida State's Marshall McDougal, Cal State Fullerton's Spencer Oborn and Rice's Mario Ramos were also finalists for the Howser Trophy, named for the former Florida State infielder and Kansas City Royals manager.

Phillips was also named First-Team All-American by the NCBWA as well as member of the 1999 NCBWA Super All-American squad.

In addition to the NCBWA honors, Phillips was also named First-Team All-American by College Baseball Insider and was Third-Team All-America selection by Baseball America, Collegiate Baseball and the American Baseball Coaches Association.

The Demopolis native wrapped up his Alabama career as the school record-holder in eight career statistical categories, including most games played (244), games started (224), at-bats (904), runs scored (222), total hits (322), home runs (61), RBI (226) and total bases (590).

In addition, he ranked second in career doubles (63) and triples (11), and was third in assists (537) and 10th in walks (86).

As a senior in 1999, Phillips set the standard of excellence for Crimson Tide baseball. He played in 64 games and batted .398 (103-for-259) with 22 home runs and 66 RBI. Phillips also added 71 runs scored, 22 doubles, 30 walks and 16 stolen bases for an Alabama team that captured the SEC Tournament Championship and finished third at the College World Series.

He also set Alabama single-season records for total bases (203) and set records for most home runs (22) and RBI (66) by a shortstop at Alabama. The 22 home runs are the most by an Alabama senior.


The former Tide shortstop also set the SEC record with a 36-game hitting streak during his final season at Alabama, breaking the old standard of 33 games held by LSU second baseman Todd Walker (1993).

During his record-setting hitting streak, Phillips batted .407 (66-for-162) with 17 home runs and 45 RBI.

In 1998, he was named The Sporting News National Player of the Week (April 1, 1998) when he batted .500 (8-of-16) with six runs scored, three home runs and 11 RBI in wins over Southern Miss and Miss. State.

Phillips was just as successful off the field, earning his degree from Alabama in 1999. He was an active member of the Fellowship of Christian Athletes and is accomplished singer. Twice during his career he sang the National Anthem prior to a Crimson Tide home game at Sewell-Thomas Stadium.

A three-time All-SEC selection, Phillips was also named to the 1999 SEC Good Works Team for his many hours of community service.



Andy Phillips (1996-99)
 1999 NCBWA District III Player of the Year
 1999 Dick Howser Trophy Finalist
 1999 First-Team All-American

Year	G	AB	R	H	2B	3B	HR	RBI	AVG.	BB	SO	TB
1996	46	101	18	24	5	0	3	13	.238	10	16	38
1997	70	279	68	102	25	3	15	65	.366	23	36	178
1998	64	265	65	93	11	2	11	82	.351	23	40	141
1999	64	259	71	103	22	6	22	66	.398	30	30	203
TOTALS	244	904	222	322	63	11	61	226	.356	86	122	590

CRIMSON TIDE BASEBALL

Jeremy Brown - Johnny Bench Award

The most decorated catcher in University of Alabama baseball history, **Jeremy Brown** was named the winner of the 2002 Johnny Bench Award, presented annually by the Greater Wichita Area Sports Commission to the nation's best catcher.

"The Greater Wichita Sports Commission would like to congratulate all of the award finalists and especially Jeremy Brown, the 2002 Johnny Bench National Collegiate Catcher of the Year," Bob Hanson, President and CEO of the Greater Wichita Sports Commission, said. "Jeremy represents the University of Alabama in a remarkable manner."

Brown edged out Southern California junior Alberto Concepcion and University of Houston junior Chris Snyder to win the 2002 award.

"Wow, this is great," Brown said upon receiving the 2002 Johnny Bench Award. "I'd like to thank my family and my coaches for all of their support over the past four years. It's truly an honor to receive this award from the best catcher of all time, Mr. Johnny Bench."

It is the highest honor awarded to an Alabama baseball player since David Magadan earned the 1983 Golden Spikes Award, presented annually to the best player in college baseball.

The Golden Spikes award is the baseball equivalent to college football's Heisman Trophy award.

Bench, a native of Oklahoma City, Okla., and Major League Baseball Hall of Famer, was on hand to present the award. Bench was the starting catcher for the Cincinnati Reds back-to-back World Series championship teams in 1975 and 1976.

Former Los Angeles Dodger first baseman Steve Garvey delivered the keynote address to more than 350 people in attendance at the Grand Eagle Ballroom at the downtown Wichita Hyatt Regency hotel. The banquet recognizes the achievements and dedication of local youth, high school, college and professional coaches in the Wichita area.

Brown was joined in attendance by his mother, Lila, and younger brother Dustin. Alabama head baseball coach Jim Wells was also in attendance to see his All-American catcher win the award symbolizing the best college catcher in the nation.

A two-year starter behind the plater for Alabama, Brown was a runner up to Baylor's Kelly Shoppach in the 2001 voting, is one of two Southeastern Conference catchers to win the Johnny Bench Award, joining LSU's Brad Cresse, who won the inaugural award in 2000.

A native of Hueytown, Ala., he appeared in 66 games for Alabama as a senior and compiled a .320 average (70-for-219) with 11 home runs and 64 RBI. He also set the UA single season record with 69 walks, surpassing the previous total of 66 walks held by Bret Elbin in 1983.

Brown made only one error for Alabama in his final 119 games at the Capstone. He set the UA single-season record with a 1.000 fielding percentage in 2001 and made only one error in 2002, compiling a .998 fielding clip.


He was second in the SEC with seven pickoffs and ranked among the league leaders by throwing out 43 percent of his attempted base stealers.

A first-round pick of the Oakland Athletics, Brown concluded his UA career as the all-time leader for games played (251), games started (251), runs scored (244), walks (207) and putouts (1,660). He is the only player in SEC history with 300

career hits (307) and 200 career walks (207).

In addition, Brown was named Second-Team All-America by the National Collegiate Baseball Writer's Association and was a First-Team All-SEC pick for the second consecutive year.

Brown was also chosen as the District III Player of the Year by the National Collegiate Baseball Writer's Association and was a finalist for the 2002 Dick Howser Trophy, presented by the St. Petersburg Area Chamber of Commerce and Verizon.



Jeremy Brown (1999-2002)
 2002 Johnny Bench Award Winner
 2002 NCBWA District III Player of the Year

Year	G	AB	R	H	2B	3B	HR	RBI	AVG.	BB	SO	TB
1999	69	262	77	91	20	0	15	68	.347	57	42	156
2000	65	239	64	77	13	1	10	50	.322	48	29	122
2001	51	190	47	69	8	1	10	48	.363	33	15	109
2002	66	219	56	70	17	2	11	64	.320	69	25	124
TOTALS	251	910	244	307	58	4	46	230	.337	207	111	511

Beau Hearod - District III Player of Year

Beau Hearod went where few University of Alabama players had gone before.

The slugger from Jennings, La., had a phenomenal season and in the process led the Southeastern Conference in both home runs (20) and RBI (82) in his final campaign with the Crimson Tide.

A first-team All-SEC selection Hearod became the first Alabama player to lead the SEC in home runs since Doug Duke smacked a league-leading 27 four-baggers as a junior in 1986. Overall, Hearod was just the fourth player in Alabama history to lead the league in home runs, joining Stan Moss (7, 1968), Butch Hobson (13, 1973) and Duke as the league's home run champ.

Hearod was also the first Crimson Tide slugger to lead the league in RBI since Duke's league best total of 82 RBI in 1986.

After putting up those staggering numbers during the rugged 62-game season, which included 34 games against SEC teams, Hearod was tabbed as the District III Player of the Year by the NCBWA, marking the second consecutive year and the third time since the inception of the award in 1999 an Alabama player has been bestowed player of the year honors in District III.

Former UA catcher Jeremy Brown, a first-round draft selection by the Oakland Athletics and 2002 Johnny Bench award winner, was named the 2002 District III Player of the Year following an outstanding senior season. Andy Phillips, the school's all-time home run leader, won the inaugural District III Player of the Year award in 1999 and was one of the three finalists for the prestigious Dick Howser Trophy, which is presented to the NCBWA Player of the Year.

Other 2003 district winners included Boston College pitcher Chris Lambert (District I), St. John's outfielder Mike Rozema (District II), South Carolina lefty David Marchbanks (District IV), Ohio State pitcher Scott Lewis (District V), Nebraska first baseman Matt Hooper (District VI), Tulane first baseman and left hand pitcher Michael Aubrey (District VII) and Southern University shortstop Richie Weeks (District VII), New Mexico first baseman Billy Belcher (District VIII) and Arizona State shortstop Dustin Pedriola (District IX).

From the ranks of these standouts, Southern University's Rickie Weeks was named the winner of the 2003 Dick Howser Trophy.


As a senior, Hearod started all 62 games for the Crimson Tide and batted .346 (80-for-231) with 20 home runs and 82 RBI. He was also named the Most Valuable Player of the 2003 SEC Tournament at the Hoover Met, leading the Crimson Tide to its second straight post-season title and sixth under coach Jim Wells.

Hearod ranked ninth nationally in home runs (20) and 17th nationally with 0.32 home runs per game. He was sixth in total RBI and ninth with 1.32 RBI per game. He also led the SEC and ranked 27th nationally with a whopping .719 slugging percentage.

In his three-year career with Alabama, Hearod played in 177 games and batted .327 (210-for-643) with 40 home runs

and 191 RBI. He also added 141 runs scored, 43 doubles, five triples, 61 walks and compiled a .595 career slugging mark.

He also wrapped up his UA career with five grand slams, one shy of the school, SEC and NCAA record held by Mike Pitisci in 1984.



Beau Hearod (2001-03)
2003 NCBWA District III Player of the Year
2003 SEC Tournament MVP

Year	G	AB	R	H	2B	3B	HR	RBI	AVG.	BB	SO	TB
2001	55	200	38	59	14	0	8	55	.295	12	36	97
2002	60	212	39	71	11	1	12	54	.335	19	43	120
2003	62	231	64	80	18	4	20	82	.346	30	48	166
TOTALS	177	643	141	210	43	5	40	191	.327	61	127	383

CRIMSON TIDE BASEBALL

LeBlanc National Freshman of the Year



Wade LeBlanc had a freshman season like no other in the 111-year history of the University of Alabama baseball program.

The talented freshman left-hander racked up just about every post-season award available as he became the first rookie in Crimson Tide baseball history to earn National and SEC "Freshman of the Year" honors.

He was tabbed the 2004 National Freshman of the Year by Collegiate Baseball newspaper after being named the 2004 SEC Freshman of the Year at the conclusion of the regular season.

"That's unreal," LeBlanc said when told of the news via telephone. "I thought I had a pretty good season, but the way it ended (against Miss. State), I did not think I had any chance. I thought I had the ability to have a good season, but nothing quite like this."

LeBlanc said he thought the turning point in the season was the back-to-back wins against No. 6 LSU and No. 10 Florida in early May. He beat LSU 8-2 on May 1 in Baton Rouge and then shutout the high-powered Gators in Tuscaloosa on May 7, allowing just four hits and striking out nine batters.

"I guess the LSU and Florida games back-to-back really told me what kind of season I was having," he said. "This whole season was crazy, I never thought I would have a year like this and be named National and SEC Freshman of the Year. This is a great honor."

LeBlanc finished his outstanding freshman season as he set Alabama freshman records for innings pitched (112.2), strikeouts (98) and complete games (8) and tied the UA freshman record with eight wins on the mound.

In 16 games, including 15 starts, LeBlanc posted an 8-4 record and 2.08 ERA this season. He worked 112 2/3 innings and allowed 87 hits, 37 runs and 26 earned runs, with 26 walks and 98 strikeouts. He also threw eight complete games and pitched three shutouts for the Crimson Tide.

In addition to his freshman records, LeBlanc also ranks among the school's Top 10 single-season leaders in several categories.

His eight complete games tied Gene Lary (1955) for second place on the school's single-season list. The three shutouts also tied Mike Innes (1968) and Drew Blocker (1974) for third-place on the single-

season shutout charts.

LeBlanc's 112 2/3 innings pitched tied Dean Hayes (1983) for seventh place on the single-season innings list. The 98 strikeouts tied Jarrod Kingrey (1998) and Steve Shoemaker (1994) for 10th place on the single-season charts at UA.

In addition, LeBlanc was tabbed a Third-Team All-American by both the National Collegiate Baseball Writer's Association (NCBWA) and Baseball America. He was the only freshman named to the 2004 Baseball America All-American team.

LeBlanc was also named to the 2004 Freshman All-SEC team and was a Second-Team All-SEC selection as voted by the league's 12 head coaches.

SEBaseball.com tabbed also tabbed him as the 2004 SEC Freshman of the Year as well as a First-Team All-SEC selection.

LeBlanc was also selected to the American Baseball Coaches Association (ABCA) All-South Region team.

2004 BASEBALL AMERICA FRESHMAN

ALL-AMERICA A TEAM

C Jordan Abruzzo, San Diego

1B Josh Morris, Georgia

2B Jim Negrych, Pittsburgh

3B Shelby Ford, TCU

SS Chris Valakia, UC Santra Barbara

OF Chad Huffman, TCU

OF John Jay, Miami

OF Drew Stubbs, Texas

DH Matt LaPorta, Florida

UTL Anthony Smith, George Washington

SP Ian Kennedy, USC

SP Wade LeBlanc, Alabama

SP Tin Lincecum, Washington

SP Jason Meyer, Texas A&M

RP Danny Gil, Miami

LeBLANC'S 2004 HONORS AND AWARDS

- *Baseball America National Freshman of the Year
- *Collegiate Baseball National Freshman of the Year
- *Southeastern Conference Freshman of the Year (SEC Coaches)
- *SEC Freshman of the Year (SEBaseball.com)
- *First-Team Freshman All-American (Baseball America)
- *Third-Team All-American (Baseball America)
- *Third-Team All-American (National Collegiate Baseball Writers)
- *First-Team All-South Region (American Baseball Coaches Assn)
- *First-Team Freshman All-SEC (SEC Coaches)
- *First-Team All-SEC (SEBaseball.com)
- *Second-Team All-SEC (SEC Coaches)
- *SEC Pitcher of the Week (March 28)

Wade LeBlanc (2004)


2004 National Freshman of the Year

Year	G	GS	ShO	CG	W-L	ERA	IP	H	R	ER	BB	S
2004	16	15	4	8	8-4	2.08	112.2	87	37	26	26	98
2005	14	13	1	2	5-5	4.09	88.0	77	44	40	28	108
Totals	30	28	5	10	13-9	2.96	200.2	164	81	66	54	206

Alabama's Honors and Awards



David Magadan was college baseball's player of the year in 1983. Magadan, who posted an SEC record .525 batting average as a junior, was the SEC's first Golden Spikes Award winner.



Tim Young helped the United States capture the gold medal in the 2000 summer Olympics in Sydney, Australia.

- CoSIDA/Verizon Academic All-Americans**
- 1972 Zack Rogers, INF (2nd Team)
 - 1993 Jeff Laubenthal, OF (First Team)
 - 2001 Beau Hearod, 3B/OF (Third Team)
 - 2002 Lance Cormier, RHP (First Team)
 - Beau Hearod, DH (Third Team)
 - 2003 Beau Hearod, RF (Second Team)
 - 2005 Gabe Scott, OF (Second Team)

- CoSIDA/GTE District IV Academic All-Americans**
- 1993 Jeff Laubenthal, OF
 - 2000 Jeremy Vaughn, RHP
 - 2001 Lance Cormier, RHP
 - Beau Hearod, DH
 - Jeremy Vaughn, RHP
 - 2002 Lance Cormier, RHP
 - Beau Hearod, DH
 - Scott McClanahan, OF
 - 2003 Beau Hearod, RF
 - Adam Pavkovich, SS
 - 2005 Gabe Scott, OF

- National Baseball Hall of Fame and Museum**
- 1977 Joe Sewell, SS
 - 1978 Mel Allen, Broadcaster

- Golden Spikes Award**
- 1983 David Magadan

- National Freshman of the Year**
- 2004 Wade LeBlanc

- Baseball America College Player of the Year**
- 1983 David Magadan

- Johnny Bench Award**
- 2001 Jeremy Brown, C (Runner-up)
 - 2002 Jeremy Brown, C (Winner)

- Dick Howser Trophy (Player of the Year Presneted by NCBWA)**
- 1999 Andy Phillips (Finalist)

NCBWA District Player of the Year

- 1999 Andy Phillips (District III)
- 2002 Jeremy Brown (District III)
- 2003 Beau Hearod (District III)

SEC Athlete of the Year

- 1983 David Magadan, 1B

SEC Freshman of the Year

- 2004 Wade LeBlanc

All-Time College Baseball Team

- 1918-1920 Joe Sewell, 2B
Collegiate Baseball (1989)
- 1919-1921 Riggs Stephenson, 1B
Newsweek (1952)
- 1981-1983 David Magadan, 1B
Baseball America (1990)

USA Baseball

- 1991 Mickey Kerns, OF
(Team USA Baseball Trials)
- 1994 Chris Eilers, RHP
(US Junior National Team)
- 1997 Pete Fisher, RHP
(Team USA Baseball Trials)
- B.J. Green, RHP
(US Junior National Team)
- 2000 Evan Bush, INF
(US Junior National Team)
- Tim Young, LHP
(US Olympic Team)
- 2002 Taylor Tankersley
(USA National Trails)

Alabama's Honors and Awards (continued)

ABCA All-South Region Team

1950	Frank Lary, RHP Ed White, OF
1954	Gene Lary, RHP
1955	J.P. Anderson, LHP Herb Kosten, 3B
1956	Herb Kosten, 3B Frank Roland, LHP
1957	Fred Frickie, 1B Frank Roland, LHP
1965	Buddy French, C
1967	Freddy Glass, LHP
1968	Mike Innes, RHP
1973	Butch Hobson, 3B
1981	Randy Hunt, C David Magadan, 3B
1982	Chris Glass, 2B David Magadan, 1B
1983	David Magadan, 1B
1984	Ted McClendon, 3B Frank Velleggia, C
1985	Doug Duke, C
1986	Pat Bailey, DH Doug Duke, C Pete Roberts, LHP Mike Twardoski, RF Robert Fletcher, 2B
1987	Cary Williams, CF
1989	Cary Williams, CF
1990	Joe Vitiello, OF/RHP
1991	Joe Vitiello, OF/RHP
1995	Chris Moller, 1B
1996	Skip Ames, RHP Dax Norris, C
1997	Joe Caruso, 2B Roberto Vaz, OF/LHP
1998	G.W. Keller, OF Jarrod Kingrey, RHP Andy Phillips, 3B
1999	G.W. Keller, OF Andy Phillips, SS Manny Torres, RHP
2001	Aaron Clark, 1B
2002	Jeremy Brown, C Lance Cormier, RHP Scott McClanahan, OF Peter Stonard, 2B
2003	Beau Hearod, RF
2004	Wade LeBlanc, LHP

1st Team All-SEC Selections


1951	George Howell, UT Mike Mizraney, 1B
1952	Bobby Carr, CF
1954	Gene Lary, RHP
1955	John Paul Anderson, LHP Bobby Barnes, LF Bobby Hunt, CF Herb Kosten, 3B Gene Lary, RHP
1956	Herb Kosten, 3B Jack Kubiszyn, SS Frank Roland, LHP Paul Susce, P
1957	Fred Frickie, 1B Jack Kubiszyn, SS Frank Roland, LHP



Jared Kingrey was the Most Valuable Player of the 1997 South II Regional and a member of the College World Series All Tournament Team.

1958	Jack Kubiszyn, SS Bobby Ledford, UT
1959	Ken Chapman, UT
1960	Ken Chapman, UT Gene Giannini, SS Glen Baker, OF
1962	Jerry Ellis, 2B
1963	Ashton Wells, CF
1964	Mickey Andrews, OF Buddy French, C
1965	Buddy French, C
1966	Joe McCorquodale, 1B
1967	Freddy Glass, LHP George Johnson, OF
1968	Mike Innes, RHP Stan Moss, 3B Eddie Propst, RHP
1969	Mike Innes, RHP J.C. Ranelli, UT Jack Traffanstedt, OF
1972	Rex Bynum, CF Glenn Woodruff, C
1973	Butch Hobson, 3B
1974	Robin Cary, OF
1976	Larry Keenum, DH
1977	Jeff Tillman, DH
1980	David Atkins, DH Sal Valenti, 2B
1981	Randy Hunt, C David Magadan, 3B
1982	Chris Glass, 2B David Magadan, 1B
1983	David Magadan, 1B Rob Skates, OF
1984	Ted McClendon, 3B Frank Velleggia, C
1985	Doug Duke, C
1986	Doug Duke, C Pete Roberts, LHP Mike Twardoski, RF
1988	Robert Fletcher, 2B
1989	Cary Williams, CF
1991	Joe Vitiello, OF/RHP
1996	Dax Norris, C
1997	Joe Caruso, 2B Roberto Vaz, LF/LHP
1998	Matt Frick, C Andy Phillips, 3B
1999	G.W. Keller, OF Andy Phillips, 3B
2001	Jeremy Brown, C Aaron Clark, 1B
2002	Jeremy Brown, C Brent Boyd, 2B Scott McClanahan, OF
2003	Beau Hearod, RF
2005	Gabe Scott, OF

Alabama's Honors and Awards (continued)



Joe Caruso was a 2nd Team All American and SEC Tournament Most Valuable Player as a senior in 1997.

Second Team All-SEC Selections

- 1986 Pat Bailey, DH
Eddie Looper, 3B
- 1987 David Oropeza, LHP
Deron White, LF
- 1988 Jason Bridges, RF
- 1989 Brent Reese, 1B
- 1990 Joe Vitiello, OF/RHP
- 1991 Juan DeBrand, SS
Mick Kerns, OF
- 1993 Al Drumheller, LHP
- 1996 Tim Young, LHP
- 1997 Matt Frick, C
G.W. Keller, OF
- 1998 Jarrod Kingrey, RHP
G.W. Keller, OF
- 1999 Manny Torres, RHP
- 2000 Sam Bozanich, 2B
Brent Boyd, 3B
- 2001 Brent Boyd, 2B
Lance Cormier, RHP
Scott McClanahan, OF
- 2002 Lance Cormier, RHP
Peter Stonard, OF
- 2004 Wade LeBlanc, LHP

Freshman All-SEC Selections

- 2004 Wade LeBlanc, LHP
- 2005 Cale Iorg, SS
David Robertson, RHP

All-SEC Western Division

- 1961 Nathan Bedford, C
Ken Chapman, OF
- 1962 Glen Baker, OF
Jerry Ellis, 2B
Earl Griffin, P
- 1963 Mike Box, 2B
Buddy French, C
Ashton Wells, RF
- 1964 Mickey Andrews, OF
Buddy French, C
- 1965 Buddy French, C
Johnny Mosley, 3B
- 1966 Joe McCorquodale, 1B
- 1967 Freddy Glass, LHP
George Johnson, OF
Mike Innes, RHP
Stan Moss, 3B
Bill Parker, OF
Eddie Propst, RHP
J.C. Ranelli, SS
- 1969 Mike Innes, RHP
J.C. Ranelli, SS
Jack Traffanstedt, OF
Terry DuBose, OF
- 1970 David Mewbourne, 2B
Zack Rogers, 1B
- 1971 Rex Bynum, OF
Robin Cary, 2B
Zack Rogers, 1B
Glenn Woodruff, C
- 1972 Robin Cary, 2B
Randy Collins, OF
Joe Hawley, SS
Butch Hobson, 3B
Rich Potter, C
- 1973 Jimmy Archibald, P
Robin Cary, OF
Norm Lacey, OF
Rich Potter, C
James White, 3B
David Zauchin, 1B
- 1974 Larry Keenum, SS
Jimbo Lindsay, LHP
Larry Mims, OF
- 1975 Ronnie Hamilton, OF
Larry Keenum, DH
- 1976 Chris Arago, OF
Bobby Sprowl, LHP
Jeff Tillman, DH
Johnny Wright, OF
- 1977 Terry Asher, RHP
Johnny Wright, OF
- 1978 Steve Houlberg, SS
- 1879 David Atkins, DH
- 1980 Bobby Pierce, OF
Sal Valenti, 2B
- 1981 Vince Barrentine, RHP
Randy Hunt, C
Gary Jack, 1B
David Magadan, 3B
Bobby Pierce, OF
- 1982 Chris Glass, 2B
David Magadan, 1B
Jamey Merritt, OF
Rob Skates, DH

- 1983 Rick Browne, RHP
Bret Elbin, 3B
David Magadan, 1B
Rob Skates, OF
Frank Velleggia, C
- 1984 Troy Brauchle, RHP
Kyle Bryan, OF
Ted McClendon, 3B
Craig Shipley, SS
Frank Velleggia, C
- 1985 Doug Duke, C
Allan Stallings, OF

H. Boyd McWhorter
SEC Male Scholar Athlete

- 1993 Jeff Laubenthal, OF (Winner)
- 2001 Jeremy Vaughn, RHP (Finalist)

SEC Student Advisory Board

- 1996 Eric Goldis
- 1997 Eric Goldis

SEC Good Works Team

- 2004 Allen Rice
- 2005 Allen Rice

SEC Academic Honor Roll

(Selections Began in 1971)

- 1971 Rex Bynum, Terry Dubose and Zack Rogers
- 1972 Rex Bynum and Zack Rogers
- 1973 Zack Rogers and Paul Spivey
- 1977 Tommy Belk and Gary DeLoach
- 1979 Steve Houlberg and Gary Jack
- 1980 Mark Dunning and Gary Jack
- 1981 Gary Jack and Bobby Pierce
- 1982 Jeff Brewer, Bret Elbin and Rob Skates
- 1983 Jeff Brewer, Bret Elbin and Rob Skates
- 1984 Jeff Brewer and Jeff Umphrey
- 1985 David Turner and Mike Wiggins
- 1986 Chris Barnes, David Turner and Mike Wiggins
- 1987 Ken Trusky
- 1988 Jason Bridges, Robert Fletcher, Tony Pisciotta, Mike Soper and Ken Trusky
- 1989 Jon Hardie, Pete Hinkle and Hunter Plott
- 1991 Pete Hinkle, Hunter Plott, Jeff Laubenthal and Tommy Milstead
- 1992 Jeff Laubenthal
- 1993 Jeff Crane, Jeff Laubenthal and Geno Saunders
- 1994 Bernie Bellard, Anthony Box, Mike MacDonald and Geno Saunders
- 1995 Rick Detoto, Chris Eilers and Jason Jordan
- 1996 Joe Caruso, Chris Eilers, Eric Goldis and Brett Taft
- 1997 Joe Caruso, Chris Eilers, David Mote and Robbie Tucker
- 1998 Tripp Baldwin and David Mote
- 1999 Justin Smith and Jeremy Vaughn
- 2000 Jeremy Vaughn, Lance Cormier, Scott McClanahan and Kevin Marzion
- 2001 Aaron Clark, Lance Cormier, Eddie Ferguson, Casey Lambert, Scott McClanahan, Jeremy Vaughn and Matthew Whitaker

Alabama's Honors and Awards (continued)

- 2002 Lance Cormier, Eddie Ferguson, Scott McClanahan, Jeffrey Norris and Grant Redding
- 2003 Beau Hearod, Dewayne Marlowe, Eric Mennen, Jeffrey Norris, Adam Pavkovich Grant Redding, Gabe Scott and Jared Woodward
- 2004 David Ferazza, Michael McCallister, Emeel Salem, Rocky Scelfo and Gabe Scott
- 2005 Kenneth Brown, Brent Carter, Jordan Davis, Doug Denson, Matt Grooms, Allen Rice, Emeel Salem, Gabe Scott and Morrow Thomley

College World Series All-Tournament Team

- 1983 David Magadan, 1B
- 1996 Chris Moller, 1B
- 1997 Joe Caruso, 2B
Matt Frick, C
G.W. Keller, LF
Mark Peer, DH
Andy Phillips, 3B
Jarrod Kingrey, RHP
- 1999 G.W. Keller, OF

NCAA All-Tournament Team

1950 Southern District III

- Al Lary, P
- Mike Mizraney, 1B
- Ned Folmar, 3B
- Ed White, OF

1955 Southern District III

- Gene Lary, P
- Bill Carr, 1B
- Chuck Bancroft, 2B
- Bobby Hunt, CF

1968 Southern District III

- Stan Moss, 3B
- Jack Traffenstedt, LF

1983 South Regional Team

- Bret Elibn, 3B
- Craig Shipley, SS
- Allan Stallings, CF
- Ted McClendon, DH (MVP)
- Rick Browne, P

1991 Atlantic Regional Team

- Jerry Shelton, SS
- Phillip Doyle, LF
- Joe Vitiello, RF

1995 East Regional Team

- Dax Norris, C
- Joe Caruso, 2B
- Jason Jordan, DH
- Chris Eilers, P

1996 South I Regional

- Joe Caruso, 2B
- Brett Taft, SS
- David Tidwell, CF
- Andy Bernard, P
- Joel Colgrove, P (MVP)



Joel Colgrove was named the Most Valuable Player of the 1996 South I Regional after earning wins against Princeton and Virginia as the Tide advanced to the College Word Series.

1997 South II Regional

- Andy Phillips, 3B
- G.W. Keller, LF
- Dustan Mohr, RF
- Jarrod Kingrey, P (MVP)

1998 West Regional

- Jayson Cox, 1B
- G.W. Keller, 3B
- Drew Bounds, LF

1999 Tuscaloosa Regional

- Kelley Gullede, C
- Sam Bozanich, 2B
- Andy Phillips, 3B (MVP)
- Antonio Bostic, OF

2000 Palo Alto Regional

- Jeremy Brown, 1B
- Sam Bozanich, 2B
- Scott McClanahan, CF
- Ben King, LF
- Scott Murphy, P

2002 Tuscaloosa Regional

- Jeremy Brown, C
- Peter Stonard, 2B
- Adam Pavkovich, SS
- Beau Hearod, DH
- Brent Carter, P
- Jeffrey Norris, P
- Taylor Tanklersely, P

2003 College Station Regional

- Adam Pavkovich, SS

2005 New Orleans Regional

- Cale Iorg, SS
- Wade LeBlanc, LHP
- Zac Welch, 1B

SEC All-Tournament Team

- 1982 David Magadan, 3B
- 1983 David Magadan, 1B
Bret Elbin, 3B
Frank Velleggia, C
Tim Meacham, P
- 1984 Mike Pitisci, 1B
Frank Velleggia, C
Dee Smithey, OF
Ted McClendon, UT
- 1986 Mike Qualls, 2B
Doug Duke, C
- 1995 Chris Moller, 1B
Rusty Loflin, OF
Neal Lamb, P
- 1996 Joe Caruso, 2B
Doug Hall, OF
Dustan Mohr, OF
Chris Moller, DH
- 1997 Robbie Tucker, 1B
Andy Phillips, 3B
Matt Frick, C
David Tidwell, OF
Dustan Mohr, OF
Jarrod Kingrey, P
- 1998 Drew Bounds, OF
Jayson Cox, DH
Jarrod Kingrey, P
- 1999 Jeremy Brown, 1B
Kelley Gullede, C
G.W. Keller, OF
- 2000 Sam Bozanich, 2B
Kelley Gullede, C
- 2002 Brent Boyd, 1B
Peter Stonard, 2B
Jeffrey Norris, P
- 2003 Beau Hearod, RF
Adam Pavkovich, SS
Zac Welch, 1B

SEC Tournament MVPs

- 1983 David Magadan, 1B
- 1995 Rusty Loflin, OF
- 1996 Joe Caruso, 2B
- 1997 David Tidwell, OF
- 1999 G.W. Keller, OF
- 2002 Brent Boyd, 1B
- 2003 Beau Hearod, RF