



#15 SLIPPERY ROCK FOOTBALL

ROCK GAME NOTES

Jon Holtz, Director of Athletic Communication | jonathan.holtz@sru.edu | Office: 724.738.4925 | Cell: 585.734.2185



TALE OF THE TAPE



THE ROCK

STAT CATEGORY

KUTZTOWN

557.....	Scoring (Total Points)	326
42.8.....	Points per Game	25.1
309.....	First Downs (Total)	235
2,410.....	Rushing Yards (Total)	2,184
185.4.....	Rushing Yards per Game.....	168.0
40.....	Rushing TD	18
3,617.....	Passing Yards (Total).....	2,266
278.2.....	Passing Yards per Game	174.3
37.....	Passing TD	21
6,027.....	Total Yards Offense.....	4,450
463.6.....	Yards Offense per Game.....	342.3
79.....	Total TD Scored.....	41
285.....	Opp. Scoring (Total Points)	199
21.9.....	Opp. Points per Game	15.3
2,150.....	Opp. Rushing Yards (Total).....	1,243
165.4.....	Opp. Rushing per Game	95.6
25.....	Opp. Rushing TD	7
2,097.....	Opp. Passing Yards (Total)	2,216
161.3.....	Opp. Passing per Game	170.5
11.....	Opp. Passing TD	15
4,247.....	Opp. Total Offense	3,459
326.7.....	Opp. Offense per Game	266.1
15.....	Sacks (Total)	30
18.....	INT (Total).....	13
31 (36.1)	Punts (Avg. per Punt)	52 (42.5)
30 (24.6)	Kick Returns (Avg. Yards)	28 (26.1)
13 (9.8)	Punt Returns (Avg. Yards).....	29 (9.8)
87-of-153 (57%).....	3rd-Down Conv.	69-of-165 (42%)
18-of-26 (69%).....	4th-Down Conv.	8-of-20 (40%)
89 (74.0)	Penalties (Avg. Yards).....	49 (33.3)
5.....	INT Thrown.....	10
12 (7)	Fumbles (lost).....	10 (5)
66.0.....	Avg. Off. Plays per Game	61.2



SLIPPERY ROCK
"THE ROCK"
12-1

GAME 14 - KUTZTOWN AT THE ROCK

Date..... Saturday, Dec. 2
Time..... Noon
Location..... Slippery Rock, Pa.
Venue.....Mihalik-Thompson Stadium
Capacity.....10,00
Surface.....Artificial
Last Meeting.....Sept. 11, 2023
..... KU won 31-7 at KU



KUTZTOWN
"GOLDEN BEARS"
11-2

LIVE COVERAGE

Live Stats rockathletics.com/coverage
Live Video Stream rockathletics.com/video
Television Apps Rock Athletics Digital Network / NCAA Champ. Pass
Live SRU Audio 97.7 FM (Butler County) / 977rocks.com
Play-by-Play Tyler Friel
Analyst Glenn Thompson

ALL-TIME SERIES (Game-by-game scores on page six)

Slippery Rock owns an 11-6 advantage in the all-time series that dates back to 1984. The teams have met in four straight seasons and six times in the last six years and will be meeting for the second time in the same season for the first time ever. Kutztown has won three straight in the series, including a 31-7 beating of SRU in the PSAC title game just three weeks ago. That win marked the only time Kutztown has ever beaten SRU by more than a one-possession score.

First Meeting: 1984 (SRU won 21-6)
Last Meeting: 2023 (KU won 31-7)
Current Streak: Kutztown +3
at KU: SRU leads 6-4
at SRU: SRU leads 5-2

Most Points Scored (KU): 56 (2012)
Biggest Win Margin (KU): 24 (2023)
Most Points Scored (SRU): 68 (1999)
Biggest Win Margin (SRU): 48 (2013)
Last SRU Win: 2019 at KU (37-35)

COACHING MATCHUP

Slippery Rock head coach **Shawn Lutz** is in his 28th overall year at The Rock and his eighth year (seventh season) as head coach, where he owns a 70-18 record with five PSAC West titles and five trips to the NCAA playoffs. Lutz was named PSAC West Coach of the Year in 2018, 2019 and 2023 and was the Don Hansen Football Gazette Division II National Coach of the Year in 2019. The 70 wins are the most among all PSAC head coaches since the 2016 season. Lutz was an assistant at SRU for 20 years before taking over the program in 2016. He has been a member of the coaching staff for 13 of SRU's 20 PSAC West titles. Lutz played tight end at West Virginia University, graduating in 1996, and earned a master's degree in sport management from SRU in 2003.

Jim Clements is in his 10th year (ninth season) as the head coach at Kutztown, where he has posted a winning record in every season and has become the winningest coach in program history. He has led the Golden Bears to four PSAC East titles, two PSAC championships and four trips to the NCAA Division II playoffs. Clements owns a record of 78-27 in his nine seasons at Kutztown and also posted a record of 66-24 in eight seasons as the head coach at Division III Delaware Valley. He is a 1996 graduate of Widener.

NATIONAL RANKINGS

Slippery Rock entered the postseason ranked No. 15 in the AFCA poll and No. 13 in the D2football poll. Kutztown is No. 23 in the D2football poll. SRU has been ranked in every AFCA poll since the final poll of 2018. Both final regular season polls are available on page nine.

2023 SLIPPERY ROCK SCHEDULE

9/2	WAYNE STATE UNIVERSITY (Mich.)	W, 28-17
9/9	[1] WEST CHESTER UNIVERSITY	W, 49-24
9/16	[2] MILLERSVILLE UNIVERSITY	W, 42-21
9/23	at Seton Hill University *	W, 35-14
9/30	[3] INDIANA UNIVERSITY (PA) *	W, 42-21
10/7	at Mercyhurst University *	W, 75-31
10/14	at Gannon University *	W, 49-24
10/21	[4] CALIFORNIA (PA) *	W, 42-21
10/28	CLARION *	W, 42-14
11/4	at Edinboro *	W, 56-18
11/11	at Kutztown University (PSAC Championship)	L, 7-31
11/18	EAST STROUDSBURG UNIVERSITY (NCAA Rd. 1)	W, 45-14
11/25	at #9 Tiffin University (NCAA Rd. 2)	W, 45-35
12/2	KUTZTOWN UNIVERSITY (NCAA Rd. 3)	Noon

Home Games in **BOLD CAPS**

* PSAC West Games

[1] Hall of Fame Game [3] Salute to Military & First Responders
[2] VillageFest / White Out [4] Homecoming

SLIPPERY ROCK UNIVERSITY FACTS

Name of School	Slippery Rock University
City/Zip Code	Slippery Rock, Pa./16057
Founded	1889
Enrollment	8,362
Nickname	The Rock
School Colors	Green (PMS 342) and White
Affiliation	NCAA Division II
Conference	Pennsylvania State Athletic Conference
President	Dr. Karen Riley
Director of Athletics	Dr. Roberta Page
Home Field	Mihalik-Thompson Stadium
Surface	Astroturf GameDay Grass 3D
Capacity	10,000
Opening Date	1974

MEDIA INFORMATION

Director of Athletic Communication	Jon Holtz
E-mail	jonathan.holtz@sru.edu
Office Phone	724.738.4925
Cell Phone (press box calls)	585.734.2185
Address	204 Old Main, Slippery Rock University 104 Maltby Ave, Slippery Rock, PA 16057
University Website	www.SRU.edu
Athletics Website	www.RockAthletics.com

COACHING STAFF

Head Coach	Shawn Lutz
Alma Mater (year at SRU)	West Virginia, 1996 (28th, 8th as HC)
Record at SRU (Overall is same)	70-18 (.795)
Offensive Line/Recruiting	Chris Conrad
Alma Mater (year at SRU)	Fresno State, 1998 (12)
Defensive Coordinator/Linebackers	Domenick Razzano
Alma Mater (year at SRU)	Slippery Rock, 2009 (10)
Offensive Coordinator/Quarterbacks	Drew Moulton
Alma Mater (year at SRU)	Northwestern, 2013 (2)
Defensive Backs	Cedric Whitaker
Alma Mater (year at SRU)	Texas Lutheran, 2015 (1)
Wide Receivers/Special Teams Coordinator	Joe Marella
Alma Mater (year at SRU)	Benedictine, 2018 (3)
Defensive Line	Zach Bader
Alma Mater (year at SRU)	Slippery Rock, 2019 (2)
Tight Ends	Brad Shaeffer
Alma Mater (year at SRU)	Slippery Rock, 2022 (2)
Offensive Assistant	Lisa Horton
Alma Mater (year at SRU)	Cleveland State, 2001 (1)
GA - Running Backs	Malcolm Henry
Alma Mater (year at SRU)	The College of New Jersey, 2022 (1)
Head Athletic Trainer	Jacqueline Crytzer
Alma Mater (year at SRU)	Northeastern, 2006 (7)
Director of Football Operations	Steve "Moose" Saylor
Alma Mater (year at SRU)	Slippery Rock, 2001 (13)
Equipment Manager	Al Kirk

ROCK FOOTBALL HISTORY

First Season	1898
All-Time Record	641-408-42 (.607)
Record at Mihalik-Thompson Stadium	189-69 (.733)
PSAC West Titles (20)	2023, 2022, 2021, 2019, 2018, 2015, 2014, 2013, 2011, 2000, 1999, 1998, 1997, 1976, 1974, 1973, 1972, 1963, 1962, 1961
PSAC Overall Titles (12)	2019, 2015, 2014, 2000, 1999, 1998, 1997, 1974, 1973, 1972, 1962, 1939
NCAA DII Playoff Years (11)	2023, 2022, 2021, 2019, 2018, 2015, 2014, 2013, 1999, 1998, 1997
NCAA DII Playoff Record	12-10
Last NCAA Game	2023 - W, 45-35 at Tiffin (2nd Round)

SUPER REGION ONE BRACKET (Full Bracket on Last Page)

Super Region One is one of two regions that will see the No. 3 and No. 4 seeds playing this week for a chance to reach the semifinals. Kutztown is the No. 3 seed and advanced to this stage with a 38-14 win over unseeded Virginia Union in the first round and a 32-31 win at No. 2 seed Charleston last week. Slippery Rock is the No. 4 seed and reached this stage with a 45-14 win over unseeded East Stroudsburg in the first round and a 45-35 win at No. 1 seed Tiffin last week.

PSAC GUARANTEED A SPOT IN SEMIFINAL

The PSAC is the only conference in the country that is guaranteed a spot in the semifinals this year as all three of the other regional finals will feature two teams from different conferences. This will be the fourth straight season that the Super Region One representative in the semifinals has come from the PSAC. Slippery Rock earned that spot in 2019 and Shepherd reached the semifinals in 2021 and 2022.

ACTIVE PLAYOFF STREAKS

Slippery Rock is making its fifth straight appearance in the national playoffs. The five straight trips to the playoffs are tied with Colorado School of Mines for the second longest active streak among all Division II teams in the country, trailing only the nine straight appearances by Ferris State.

SRU'S NCAA PLAYOFF HISTORY (SRU Playoff Records Pages 19-20)

Slippery Rock is making its 11th overall appearance in the Division II Playoffs, including its fifth straight and eighth postseason trip in the last 10 seasons. The Rock own a 12-10 record all-time in Division II Playoff games and have advanced to at least the second round in four of the last five years. SRU reached the quarterfinals in 2018, the national semifinals in 2019 and the second round a year ago in 2022. In total, SRU has reached the quarterfinals six times (1997, 1998, 2015, 2018, 2019, 2023) and the Division II semifinals twice (1998, 2019).

12-WIN TEAMS IN DIVISION II

SRU enters this week as one of just five teams in Division II with 12 wins this year. Colorado School of Mines and Harding lead the way at 12-0, while Slippery Rock, Valdosta State and Lenoir-Rhyne are all 12-1 on the year. Kutztown has won 11 straight games after opening the year at 0-2 and is in a group of seven Division II teams with 11 wins this season.

ANOTHER 10-WIN SEASON FOR SRU

Slippery Rock has won at least 10 games in each of the last two seasons, four of the last five seasons and five times since the 2015 season. SRU has had a total of eight seasons in program history with 10 or more wins, all of them coming since 1997. The 12 wins this year is tied for the second most in a single-season in program history and trails the 2019 team (13-1) by one victory for the school record. The Rock were 12-2 in 1998 and 2015.

THIRD QUARTERFINALS APPEARANCE IN FIVE YEARS

Slippery Rock is in a familiar place and will be playing for the Super Region title for the sixth time in program history and the third time in the last five seasons. The Rock lost by four points on the road in the 2018 regional title game at Notre Dame (Ohio) and bounced back to win the 2019 regional title at home by beating Notre Dame.

KUTZTOWN BACK IN REGIONAL TITLE GAME

Kutztown will be playing in its second NCAA Quarterfinal in program history and its first on the road. The Golden Bears played in the 2021 regional title game at home and lost in heartbreaking fashion on a Hail Mary on the last play of the game by current Chicago Bears' quarterback Tyson Bagent, which lifted his Shepherd team into the semifinals.

KUTZTOWN ON A ROLL AGAINST SRU

Kutztown has accomplished the rare feat of beating Slippery Rock three times in a row. The last team to beat SRU three games in a row was Gannon when it first joined the PSAC and beat SRU in 2009, 2010 and 2011. Since then, The Rock are 10-1 against Gannon. If Kutztown were to win again this week, it would be the first team to beat SRU four straight times since California (Pa.) strung together five straight wins against SRU from 2006-10.

LAST MEETING – THREE WEEKS AGO

Simply put, Kutztown dominated SRU in Kutztown three weeks ago to win the PSAC title with a 31-7 win. The Rock came out flat, turned the ball over a season-high three times and never got anything going offensively while struggling to get off the field on defense. The Rock were held under 300 yards for the first time all season and were limited to just 229 yards of offense, the lowest output in a game since Oct. 28, 2017. The seven points scored were the fewest points in a game since Oct. 16, 2010 when SRU scored three against Cal (Pa.). It was the first game all season with no takeaways and the first game all season with three or more turnovers. SRU more than doubled its season total for interceptions with three picks thrown, allowed a season-high 275 rushing yards, rushed for a season-low 47 yards and had the ball for 17 minutes less than Kutztown in the time of possession battle. KU had more first downs rushing (17) than SRU had total (16). **Darryl Davis-McNeil** was named the MVP after rushing for 146 yards and two TD while QB **Judd Novak** threw for 137 yards and two scores and ran for 80 yards.

LAST WEEK FOR SRU

Slippery Rock used a 24-0 run in the middle quarters to break the game open on the way to a 45-35 win on the road at No. 1 seed Tiffin, which entered the game at 11-0. The Dragons had the No. 5 scoring defense in the country, allowing just over 13 points per game, but could not solve the SRU offense as The Rock put together a balanced attack with 219 rushing yards and 239 passing yards with no turnovers. **Brayden Long** was 16-of-23 for 191 yards with one TD. **Kyle Sheets** had seven catches for 82 yards with one TD while also throwing a 48-yard pass and intercepting a pass on defense. **Cohen Russell** had 85 receiving yards. **Chris D’Or** (89 yards, 2 TD), **Khalid Dorsey** (70 yards, 1 TD) and **Isaiah Edwards** (46 yards, 1 TD) all found the end zone in the rushing game. **Josh Stokes** led the defense with 10 total tackle and two pass breakups.

LAST WEEK FOR KUTZTOWN

Kutztown erased a 14-point deficit in the final 4:38 and scored 15 points in that stretch to shock No. 2 seed Charleston with a 32-31 comeback win on the road. The Bears returned a kickoff 76 yards to the one to set up a touchdown with 4:38 to play and rather than kicking the PAT to make it a 7-point game, elected to go for a 2-point conversion. They ran the “Philly Special” pass to the QB to convert the 2-point try and then intercepted Charleston on the next possession and marched down the field to score the game-winning TD with a QB draw from **Judd Novak** with 1:21 to play. Charleston got close enough to attempt a 51-yard field goal on the final play for the win, but the kick fell short. Charleston outgained Kutztown 388-314 with KU rushing for 208 yards and throwing for 106 yards and UC rushing for 175 yards and throwing for 213 yards. Novak tossed two TD and one INT and ran for 68 yards and one TD. **Darryl Davis-McNeil** ran for 102 yards and one TD.

53RD STRAIGHT RANKED GAME

Slippery Rock will play its 53rd consecutive game as a ranked team this week. The Rock have appeared in every AFCA national poll since the final poll of the 2018 season. The last poll released that did not include SRU in the top 25 was Nov. 13, 2018.

HOME FIELD ADVANTAGE

Rock football teams have compiled a 189-69 (.733) record the last 49 seasons in games played at Mihalik-Thompson Stadium (formerly known as N. Kerr Thompson Stadium). The Rock own an 89-24 (.788) home record since artificial turf was installed in the summer of 2003 and are 85-18 (.825) in home games since 2005. The numbers get even better in recent years, as The Rock are 67-9 (.882) at home since the beginning of the 2010 season and 54-6 (.900) since the beginning of the 2013 season.

HOME PLAYOFF GAMES

Slippery Rock has hosted 10 NCAA Division II Playoff games and is 8-2 in those home playoff games. The Rock are 1-0 this season and went 2-1 in 2019 with the loss coming in the national semifinals. SRU was 2-0 at home in 2015 and before that had not played a home playoff game since 1999. The Rock went 3-1 at home between 1997-99 in three straight playoff appearances. SRU has not lost a home playoff game before the semifinal round since 1999.

PSAC / NCAA STATISTICAL RANKINGS

SLIPPERY ROCK IN THE RANKINGS

Category	PSAC Rank	D2 Rank	Statistics (Avg.)
Scoring Offense	1	8	42.8
Scoring Defense	4	48	21.9
Total Offense	1	9	463.6
Total Defense	8	61	326.7
Rushing Offense	1	31	185.4
Rushing Defense	12	110	165.4
Passing Offense	1	10	278.2
Passing Defense	2	18	161.3
Passing Efficiency	1	5	169.0
3rd Down Conv. %	1	3	56.9%
Kickoff Returns	4	10	24.6
Punt Returns	4	55	9.9
Punting (Net)	7	65	34.8
Sacks	13	138	1.15
Turnover Margin	2	14	+1.08

KUTZTOWN IN THE RANKINGS

Category	PSAC Rank	D2 Rank	Statistics (Avg.)
Scoring Offense	8	85	25.1
Scoring Defense	1	9	15.3
Total Offense	10	85	342.3
Total Defense	1	13	266.1
Rushing Offense	3	46	168.0
Rushing Defense	1	16	95.6
Passing Offense	11	108	174.3
Passing Defense	3	24	170.5
Passing Efficiency	7	67	130.7
3rd Down Conv. %	8	47	41.8%
Kickoff Returns	2	4	26.1
Punt Returns	11	90	7.9
Punting (Net)	2	18	37.5
Sacks	10	57	2.3
Turnover Margin	6	64	+0.15

16 Ranked in PSAC / 161 Ranked in D2

SLIPPERY ROCK’S RECORD WHEN...

Overall	12-1	Allowing 50-59 Points	0-0
PSAC-West	7-0	Rushing For < 100 Yards	1-1
At Home	7-0	Rushing For 100+ Yards	11-0
On The Road	5-1	Rushing For 200+ Yards	8-0
On Artificial Surface	12-1	Passing For 200+ Yards	11-0
Day Games	8-1	Passing For 300+ Yards	4-0
Night Games	4-0	Totaling < 300 Yards	0-1
Scoring First	6-0	300-399 Yards Offense	2-0
Opponent Scores First	6-1	400-499 Yards Offense	5-0
Leading at Halftime	10-0	500-599 Yards Offense	4-0
Trailing at Halftime	0-1	600+ Yards Offense	1-0
Tied at Halftime	2-0	Allow < 100 Yards Rushing	2-0
Leading After Third	12-0	Allow < 300 Yards Offense	5-0
Trailing After Third	0-1	Allow 300+ Yards Offense	7-1
Tied After Third	0-0	Having 100-Yard Rusher	3-0
Overtime Games	0-0	Opp. Has 100-Yard Rusher	2-1
Scoring Less Than 20 Points	0-1	No Turnovers	5-0
Scoring 20-29 Points	1-0	Less Than 3 Turnovers	12-0
Scoring 30-39 Points	1-0	3 Or More Turnovers	0-1
Scoring 40-49 Points	8-0	No Takeaways	1-1
Scoring 50+ Points	2-0	3 Or More Takeaways	4-0
Allowing < 20 Points	5-0	More Time Of Possession	8-0
Allowing 20-29 Points	5-0	Less Time of Possession	4-1
Allowing 30-39 Points	2-1	Rain / No Rain	5-0 / 7-1
Allowing 40-49 Points	0-0	Coin Toss Win / Lose	5-0 / 7-1

PLAYOFF HISTORY AGAINST PSAC TEAMS

Of Slippery Rock's 22 NCAA Division II Playoff games, only seven have come against current PSAC institutions and only five of those seven were against teams that were in the PSAC at the time of the meeting. The Rock are 2-2 all-time against Shepherd with two of those meetings coming since the Rams joined the PSAC in 2019. SRU is 1-1 in those two games with a win in 2019 and a loss in 2022. SRU is 1-0 against East Stroudsburg after the round one win this year. Other than that, SRU is 0-2 against the rest of the PSAC in the postseason with a loss to IUP and a loss to West Chester for an overall record of 3-4 against current PSAC schools in the postseason.

PSAC WEST CHAMPIONS AGAIN

Slippery Rock won a fifth straight PSAC West title this year after posting a 7-0 record in the division and has lost just two PSAC Western Division games since Oct. 21, 2017. The Rock are 35-2 against the Division since then, including 33-2 since the beginning of 2018. The last time SRU didn't claim at least a share of the PSAC West title was 2017. The Rock have won or at least shared nine of the 12 PSAC West titles dating back to 2011, easily leading all programs in the Division.

NO CLOSE GAMES

Every game SRU has played in this year has been decided by at least two possessions. The closest final score all year was last week's 10-point win at Tiffin, which was one point closer than the season opening 28-17 win over Wayne State. After that, The Rock won nine straight games by at least 21 points before losing in the PSAC title game by 24 points and bouncing back to beat ESU by 31 points in the first round of the playoffs. SRU has scored at least 42 points in 10 of 13 games this season.

THIRD QUARTERS HAVE BEEN KEY

Slippery Rock is outscoring opponents 153-20 in the third quarter this year, scoring an average of 11.8 points per game in the third period and limiting opponents to just 1.5 points.

MIDDLE OF GAMES BELONG TO SRU

Slippery Rock is outscoring opponents 181-82 in the second quarter and 153-20 in the third quarter for a combined advantage of 334-102 over the second and third quarters this season.

TWO FIELD GOALS IN A ROW!

Entering the playoffs, Slippery Rock was one of only two total Division II teams and the only playoff team that had not made a single field goal all season. The Rock had only attempted three field goals the first 11 weeks and had two of those blocked. SRU made a switch at kicker and inserted **Mason Yohn** as the placekicker entering the playoffs. Yohn knocked home a 28-yarder against ESU and a 21-yarder last week at Tiffin and is now 2-for-2 on field goals and 12-for-12 on PAT kicks the last two weeks.

PAT RECORD IN JEOPARDY

SRU has made 77 PAT kicks this year and is just two shy of the program's single-season record of 79 made PAT kicks, which was set during the 2019 season when The Rock scored a program record 87 touchdowns. This year's team enters the quarterfinals with 79 touchdowns on the year.

HUGE POINT SWINGS FOR 11 STRAIGHT GAMES

Each of the last 11 games SRU has played in have featured a scoring run of at least 24-0. SRU put together runs of at least 25-0 in eight consecutive games on the way to a 10-0 start to the season before Kutztown opened week 11 on a 31-0 run. The Rock responded from that by going on 24-0 runs in each round of the playoffs so far.

THIRD DOWN OFFENSE

Slippery Rock enters this week ranked No. 3 in all of Division II in terms of third down offense, converting on 57 percent of its third down attempts on the season. The Rock are 87-of-153 on third down this year. SRU also ranks third nationally in total first downs with 309.

AROUND THE PSAC



WESTERN DIVISION (*Division Champions)

Rank	Team	PSAC	Overall	This Week
1	SLIPPERY ROCK *	7-0	12-1	vs. Kutztown
2	California (Pa.)	6-1	7-3	Season Complete
3	Gannon	5-2	5-6	Season Complete
4	Seton Hill	4-3	6-5	Season Complete
5	Indiana (Pa.)	3-4	6-5	Season Complete
t-6	Edinboro	1-6	3-8	Season Complete
t-6	Mercyhurst	1-6	2-9	Season Complete
t-6	Clarion	1-6	2-9	Season Complete

EASTERN DIVISION (*Division Champions)

Rank	Team	PSAC	Overall	This Week
1	KUTZTOWN *	7-0	11-2	at Slippery Rock
t-2	Shepherd	5-2	9-3	Season Complete
t-2	E. Stroudsburg	5-2	9-3	Season Complete
t-4	West Chester	3-4	6-5	Season Complete
t-4	Lock Haven	3-4	5-6	Season Complete
t-6	Shippensburg	2-5	3-8	Season Complete
t-6	Bloomsburg	2-5	3-8	Season Complete
8	Millersville	1-6	3-8	Season Complete

SLIPPERY ROCK'S 2023 ALL-PSAC WEST HONOREES

Slippery Rock led all teams in the PSAC West with 13 players named to the All-PSAC team announced this week. The Rock had nine of their 11 offensive starters named to the All-PSAC team and four defensive players selected.

HC	Shawn Lutz	Coach of the Year
QB	Brayden Long	Offensive Athlete of the Year
QB	Brayden Long	1st Team Offense
RB	Khalid Dorsey	1st Team Offense
OT	Yuriy Hryckowian *	1st Team Offense
OG	Colton Rossi *	1st Team Offense
TE	Kam Kruzelyak	1st Team Offense
WR	Kyle Sheets *	1st Team Offense
OT	Joe Cooper	2nd Team Offense
OG	Nick Stazer	2nd Team Offense
WR	Cohen Russell	2nd Team Offense
DL	Munchie Johnson	1st Team Defense
DB	Eddie Faulkner IV	1st Team Defense
LB	Jalen Dangerfield *	2nd Team Defense
LB	Kyle Kudla	2nd Team Defense

* Two-time All-PSAC honorees

ROCK OFFENSE IN THE NATIONAL RANKS

Slippery Rock enters this week with one of the highest-ranked offensive units in the nation. The Rock rank third in Division II in third down conversions (57%), third in first downs (309), fourth in completion percentage (69%), fifth in passing efficiency (169.0), fifth in fewest tackles for loss allowed (3.69 per game), eighth in scoring offense (42.8 ppg), ninth in total offense (463.6 ppg), ninth in red zone offense (89%), 10th in fewest passes intercepted (5) and 10th in passing offense (278.2 ypg).

LONG MOVING UP SINGLE-SEASON RECORD BOOK

Brayden Long's numbers this season rank second in SRU single-season history in TD passes (35), second in completions (279), fourth in passing yards (3,486) and third in total offense (3,544). He is the sixth SRU QB in program history to throw for more than 3,000 yards in a season, the fifth QB in program history to throw 30 or more TD passes in a season and the third player in SRU history to go for more than 3,500 total offensive yards in a season.

ROCK VS. 2023 OPPONENTS

Slippery Rock has an overall combined record of 315-174-16 (.640) all-time against its 2023 scheduled opponents. The largest active win streak in a series belongs to SRU over Millersville at 11 straight games dating back to 2004. SRU has a winning record all-time against 12 of its 13 opponents and has won the most recent meeting against 12 of its 13 opponents.

Opponent	Games	Record	First Game	Last Game	Streak
Wayne State	7	5-2	1981	2023	W-4
West Chester	21	12-9	1929	2023	W-2
Millersville	26	21-4-1	1938	2023	W-11
Seton Hill	14	12-2	2007	2023	W-7
Indiana (Pa.)	97	42-53-2	1907	2023	W-1
Mercyhurst	15	11-4	2008	2023	W-8
Gannon	18	12-6	1949	2023	W-9
California (Pa.)	88	52-33-3	1905	2023	W-6
Clarion	85	58-24-3	1911	2023	W-6
Edinboro	96	61-28-7	1913	2023	W-5
E. Stroudsburg	19	16-3	1928	2023	W-5
Tiffin	2	2-0	2001	2023	W-2
Kutztown	17	11-6	1984	2023	L-3
Overall	505	315-174-16	(.640 Winning Percentage)		

LONG'S NUMBERS AMONG BEST QB'S IN NATION

QB **Brayden Long** leads Super Region One in every notable passing category and ranks fifth in Division II in points responsible for (240), fifth in touchdown passes (35), sixth in passing yards (3,486), sixth in completion percentage (68.6%) and seventh in passing efficiency (166.4).

LONG IN CAREER RECORD BOOK ALREADY

Brayden Long has only started 14 games at SRU and already has his sights set on the career top 10 lists at SRU. He enters this week ranked 10th all-time at The Rock in passing yards (3,735) and seventh in passing touchdowns (36). Long is also the most accurate passer in SRU history among any players with at least 10 starts at the QB position, completing 67.5 percent (305-of-452) of his passes with just five interceptions on 452 career attempts.

SHEETS AND RUSSELL BOTH OVER 1,000 YARDS

Kyle Sheets has 1,158 receiving yards this season to rank sixth in Division II and **Cohen Russell** has 1,031 receiving yards to rank 10th in the nation. They are the second duo of SRU receivers to top 1,000 yards in the same season, joining **Henry Litwin** (1,509) and **Jermaine Wynn Jr.** (1,339) from 2019.

SHEETS AMONG BEST RECEIVERS IN NATION

Kyle Sheets was injured on the third play in week one and did not return, finishing with no catches and missing the entire game. He returned in week two and since then has caught 73 passes for 1,158 yards and 17 touchdowns in 12 games. His 17 TD catches are the third most among all players in Division II and rank second all-time at SRU, behind only the 21 by his former high school teammate **Henry Litwin** in 2019. Despite missing that first game, he still ranks third in the nation in TD catches (17), sixth in receiving yards (1,158), 10th in total touchdowns scored (17) and 14th in receiving yards per game (89.1), even with his per-game averages reflecting the first game.

SHEETS CLIMBING SRU RECORD BOOKS

Kyle Sheets enters this week ranked third all-time at SRU in touchdown catches (29), fifth in receiving yards (2,412) and seventh in receptions (151). His numbers this fall, all of which came in the last 12 games, already rank No. 2 in single-season history at SRU in TD catches (17) and No. 7 in yards (1,158).

2023 SEASON AWARDS

LONG NAMED FINALIST FOR HARLON HILL TROPHY

QB **Brayden Long** was named as one of the nine national finalists for the 2023 Harlon Hill Trophy, which is presented to the Division II Football Player of the Year. Long becomes the sixth finalist in SRU history, which is tied for the eighth-most finalists among all schools in the country. He ranks fifth in Division II in most points responsible for (240), fifth in touchdown passes (35), sixth in passing yards (3,486), sixth in completion percentage (68.6%) and seventh in passing efficiency rating (166.4). The other finalists are RB **Michael Herzog** from Hillsdale, QB **Patrick Shegog** from Delta State, QB **Sammy Edwards** from Valdosta State, QB **Zach Zebrowski** from Central Missouri, QB **Gage Porter** from Southern Nazarene, QB **Braden Gleason** from Emporia State, QB **John Matocha** from Colorado School of Mines (2022 winner) and DB **Tanner Volk** from Central Washington. Long, Matocha, Edwards and Volk are the only four finalists still playing.

HRYCKOWIAN NATIONAL FINALIST FOR UPSHAW AWARD

SRU left tackle **Yuriy Hryckowian** was named this week as one of the eight national finalists for the 2023 Gene Upshaw Division II Lineman of the Year award. SRU has now had a national finalist for the Upshaw Trophy in four straight years and eight of the last nine seasons. The Rock won the award twice with **Brandon Fusco** in 2010 and **Marcus Martin** in 2017. Hryckowian has started every game this season at left tackle and is the highest graded offensive lineman on a team with four All-PSAC linemen. In 13 games this season, he has not allowed a single sack while helping SRU rank fifth in the nation in fewest tackles for loss allowed. The other finalists this year are **Shane Bumgardner** (C, Tiffin), **Ty Cobb** (OT, Bemidji State), **Loobert Denelus** (De, Benedict), **Marquise Fleming** (DE, Wingate), **Levi Johnson** (OT, Colorado Mines), **Chrisian McCarroll** (DE, Grand Valley State) and **Dakari Streeter** (DE, Missouri Western). Hryckowian, Johnson and McCarroll are all still playing.

LONG, LUTZ WIN PSAC MAJOR AWARDS

Slippery Rock QB **Brayden Long** was named the PSAC West Offensive Athlete of the Year and head coach **Shawn Lutz** was named the PSAC West Coach of the Year when the league announced the All-PSAC teams. Long led the PSAC in every passing category this year on his way to becoming the second SRU QB in the last four seasons to be named Athlete of the Year. He joins Roland Rivers III (2019), Nigel Barksdale (2013) and Randy McKavish (1997, 1998, 2000) as SRU QBs that were named PSAC Athletes of the Year. Shawn Lutz picked up his third Coach of the Year award since 2018.

LONG IS ONLY PSAC PLAYER TO BE CHAMPION SCHOLAR & AOY

Brayden Long is the only PSAC football player to ever be named the PSAC Champion Scholar Award winner (highest GPA in PSAC title game) and be named as one of the conference's Athletes of the Year in the same season. Long owns a perfect 4.0 GPA after 102 credits in the SRU sport management major.

LONG HEADLINES SEVEN ALL-REGION SELECTIONS

Slippery Rock led all teams in Super Region One with seven All-Region selections to the Division II Conference Commissioner's Association (D2CCA) All-Region team that was announced this week, headlined by QB **Brayden Long** being named the SR1 Offensive Player of the Year and the first team QB. Long was joined in earning first team All-Region honors by WR **Kyle Sheets**, OL **Yuriy Hryckowian**, DB **Josh Stokes** and DB **Eddie Faulkner IV**. SRU also landed TE **Kam Kruczylak** and OL **Colton Rossi** on the second team. Tiffin ranked second in the region with five All-Region selections, followed by Charleston with four and Kutztown, Bentley and Findlay with three each.

RUSSELL WITH CATCHES IN 26 STRAIGHT GAMES

Slot receiver **Cohen Russell** has at least one catch in every game since the opener in 2022 for a streak of 26 straight games with a catch entering this week. He enters this week ranked ninth in single-season history at SRU with 1,031 yards this fall. His 1,728 career receiving yards rank 12th all-time at SRU.

KUDLA OVER 300 CAREER TACKLES

LB **Kyle Kudla** enters this week ranked No. 8 among all active players in Division II with 310 career tackles. That number is the most among all active players in Super Region One. He currently leads SRU with 92 total tackles, including 8.5 TFL.

DORSEY AMONG NATIONAL LEADERS

RB **Khalid Dorsey** enters this week ranked eighth in Division II in average yards per carry at 6.80 yards per rush. Dorsey leads SRU with 931 rushing yards and 11 TD on just 137 carries. His 6.8 yards per carry are the highest average in the PSAC of any runners with at least 100 carries on the year. He is 69 yards shy of becoming the first SRU running back to hit 1,000 yards in a season since **Wes Hills** in 2018.

THREE-HEADED MONSTER IN BACKFIELD

Slippery Rock has one of the deepest running back stables in the region with **Khalid Dorsey**, **Chris D'Or** and **Isaiah Edwards**. The three running backs all average at least 5.8 yards per carry. Dorsey has 931 yards and averages 6.8 yards per touch, while D'Or has 688 yards and averages 6.2 yards per touch and Edwards has 506 yards and averages 5.8 yards per touch. The trio have combined for 2,125 rushing yards and 35 total touchdowns this fall.

EXPERIENCED OFFENSIVE LINE

All five of Slippery Rock's starting offensive linemen, **Yuriy Hryckowian**, **Colton Rossi**, **Jeff Burkhart**, **Nick Stazer** and **Joe Cooper**, have been honored as All-PSAC selections in their career, including four of them being named to this year's team. That unit has combined for a total of 133 career starts.

KICK IT TO KYLON

True freshman **Kylon Wilson** took a kickoff 90 yards for a touchdown last week for the first kick return TD by an SRU player this season. Wilson now has two returns of 88 yards or longer and has vaulted all the way up to No. 5 in SRU single-season history with 623 kickoff return yards this season on just 22 return attempts. His 28.3 yards per return average ranks eighth among all players in Division II.

SCORING DRIVE FACTS AND FIGURES

The Rock have scored 35 touchdowns this season on drives that lasted 2:04 or less, including 25 touchdown drives that took 80 seconds or less. SRU has scored touchdowns on 31 different drives that were at least 75 yards and six different drives that went more than 90 yards.

WE'VE PLAYED A LOT OF FOOTBALL

Slippery Rock will play its 67th game since the start of the 2018 season this week, which is more than any other Super Region One school. The Rock are averaging an impressive 11.0 wins per year over the last five seasons, all of which have resulted in trips to the NCAA Playoffs.

WINNING SEASONS STREAK

Slippery Rock has put together a winning season in each of the last 14 years, which ranks ninth among all Division II programs for the longest active winning seasons streak in the country. California (Pa.) (19) is the only Super Region One team with a longer active streak.

UP NEXT

The winner of this week's game will advance to the national semifinals where the four regional winners will be reseeded with seeding expected to be announced Saturday night. Provided the top seeds submitted hosting bids, the semifinal games will be hosted by the two highest seeded teams next Saturday, Dec. 9.

TRANSFER INFUSION

The 2023 Slippery Rock roster includes 27 student-athletes that also played football at another college earlier in their career, including eight players that began their careers at a Division I institution.

Pos.	Student Athlete	Previous School	Transfer Year
WR	Tony Grimes	Akron	2023
LB	Jake Miller	Akron	2022
LB	Tyree Johnson	Arkansas at Pine Bluff	2023
QB	Brad Hoffman	Diamond Prep Academy	2023
LB	Naiim Huff	East Stroudsburg	2021
OL	Michael Toten	Grossmont (Calif.)	2022
LB	Kyle Kudla	Hillsdale	2023
OL	Malik Holbert	Iowa Wesleyan	2023
DL	Aidan Holler	Kent State	2023
WR	Cohen Russell	Lackawanna	2022
RB	Isaiah Edwards	Lackawanna	2022
DB	Donnell Henriquez	Lackawanna	2023
WR	Jawon Hall	Lackawanna	2022
DL	Cottrell Hatchett	Lackawanna	2022
PK	Kevin Roberts	Lebanon Valley	2023
OL	Jeff Burkhart	Lock Haven	2022
WR	Jacob Odom	North Dakota	2022
OL	Nick Stazer	Pittsburgh	2019
DL	Jake Bush	RPI	2021
DE/LB	Andrew Vince	Rutgers	2023
RB	Khalid Dorsey	Shippensburg	2023
OL	Matt Rouse	Southwest Baptist	2023
DL	Jake Baker	Towson	2023
OL	Brandon Griffin	UNC Pembroke	2023
DL	Munchie Johnson	Wesley	2021
TE	Kam Kruczylak	West Liberty	2022
DB	Dominic Martinka	Westminster	2022

SLIPPERY ROCK vs. KUTZTOWN ALL-TIME SERIES

Date	Location	SRU Result	SRU-KU	Team Ranks
11/3/84	at KU	W	21-6	
11/9/85	SRU	W	14-7	
11/7/98	SRU	W	26-7	SRU #5
11/6/99	at KU	W	68-38	SRU #3
9/23/06	at KU	W	34-10	
9/22/07	SRU	W	45-9	
9/13/08	SRU	W	38-24	
9/12/09	at KU	W	27-24	
11/12/11*	at KU	L	14-21	KU #8, SRU #24
9/29/12	SRU	L	49-56	
10/5/13	at KU	W	58-10	
9/6/14	SRU	W	37-26	
11/11/17	at KU	L	34-42	
11/16/19*	at KU	W	37-35	SRU #8
11/13/21*	at KU	L	32-38	SRU #10, KU #16
11/12/22	SRU	L	21-23	SRU #9
11/11/23 *	at KU	L	7-31	SRU #4

* PSAC Championship Game

Current Streak: Kutztown +3

All-Time Record: SRU leads 11-6

at Kutztown: SRU leads 6-4

at Slippery Rock: SRU leads 5-2

2023 GAME-BY-GAME STARTERS - SLIPPERY ROCK OFFENSE

Opponent	QB	RB	WR	SLOT	TE	WR	LT	LG	C	RG	RT
Wayne State	Long	Dorsey	Sheets	Russell	Kruzelyak	Hall	Hryckowian	Rossi	Burkhart	Stazer	Cooper
West Chester	Long	Dorsey	Sheets	Russell	Kruzelyak	Barnes	Hryckowian	Rossi	Burkhart	Stazer	Cooper
Millersville	Long	Dorsey	Sheets	Russell	Kruzelyak	Ramper	Hryckowian	Rossi	Burkhart	Stazer	Cooper
Seton Hill	Long	Dorsey	Sheets	Russell	Waltman	Ramper	Hryckowian	Rossi	Burkhart	Stazer	Cooper
Indiana (Pa.)	Long	Dorsey	Sheets	Russell	Kruzelyak	Ramper	Hryckowian	Rossi	Burkhart	Stazer	Cooper
Mercyhurst	Long	Dorsey	Sheets	Russell	Kruzelyak	Ramper	Hryckowian	Rossi	Burkhart	Stazer	Cooper
Gannon	Long	Dorsey	Sheets	Russell	Kruzelyak	Ramper	Hryckowian	Rossi	Burkhart	Stazer	Cooper
California (Pa.)	Long	Dorsey	Sheets	Russell	Kruzelyak	Ramper	Hryckowian	Rossi	Burkhart	Stazer	Cooper
Clarion	Long	Dorsey	Sheets	Russell	Kruzelyak	Ramper	Hryckowian	Rossi	Burkhart	Stazer	Cooper
Edinboro	Long	Dorsey	Sheets	Russell	Kruzelyak	Ramper	Hryckowian	Rossi	Burkhart	Stazer	Cooper
Kutztown	Long	Dorsey	Sheets	Russell	Kruzelyak	Ramper	Hryckowian	Rossi	Burkhart	Stazer	Cooper
East Stroudsburg	Long	Dorsey	Sheets	Russell	Kruzelyak	Hall	Hryckowian	Rossi	Burkhart	Stazer	Cooper
Tiffin	Long	Dorsey	Sheets	Russell	Kruzelyak	Ramper	Hryckowian	Rossi	Burkhart	Stazer	Cooper
Kutztown											

2023 GAME-BY-GAME STARTERS - SLIPPERY ROCK DEFENSE

Opponent	DE	DT	DT	DE	LB	LB	LB/NICKEL	CB	S	S	CB
Wayne State	Hatchett	M. Johnson	Tooson	Vince	Kudla	Miller	Faulkner IV	Stokes	Haynes	Dangerfield	Henriquez
West Chester	Hatchett	M. Johnson	Tooson	Vince	Kudla	Heckert	Faulkner IV	Stokes	Haynes	Dangerfield	Henriquez
Millersville	Hatchett	M. Johnson	Tooson	Vince	Kudla	Heckert	Faulkner IV	Stokes	Haynes	Lane	Henriquez
Seton Hill	Hatchett	M. Johnson	Tooson	Vince	Kudla	Heckert	Faulkner IV	Stokes	Haynes	Dangerfield	Henriquez
Indiana (Pa.)	Hatchett	M. Johnson	Tooson	Vince	Kudla	Heckert	Faulkner IV	Stokes	Haynes	Dangerfield	Henriquez
Mercyhurst	Hatchett	M. Johnson	Tooson	Vince	Kudla	Heckert	Faulkner IV	Stokes	Haynes	Dangerfield	Abdul-Hakim
Gannon	Hatchett	M. Johnson	Twillie	Vince	Kudla	Dangerfield	Faulkner IV	Stokes	Haynes	Lane	Abdul-Hakim
California (Pa.)	Hatchett	M. Johnson	Tooson	Vince	Kudla	Dangerfield	Faulkner IV	Stokes	Haynes	Lane	Abdul-Hakim
Clarion	Hatchett	M. Johnson	Tooson	Vince	Kudla	Dangerfield	Faulkner IV	Stokes	Haynes	K. Johnson	Abdul-Hakim
Edinboro	Hatchett	M. Johnson	Tooson	Vince	Kudla	Dangerfield	Faulkner IV	Stokes	Haynes	Henwood	Abdul-Hakim
Kutztown	Hatchett	M. Johnson	Tooson	Vince	Kudla	Dangerfield	Faulkner IV	Stokes	Haynes	Lane	Abdul-Hakim
East Stroudsburg	Hatchett	M. Johnson	Tooson	Vince	Kudla	Dangerfield	Abdul-Hakim	Stokes	Haynes	Faulkner IV	Henriquez
Tiffin	Hatchett	M. Johnson	Tooson	Vince	Kudla	Dangerfield	Abdul-Hakim	Stokes	Haynes	Faulkner IV	Henriquez
Kutztown											

PROBABLE STARTERS

SLIPPERY ROCK DEFENSE		
Pos.	#	Player
DE	6	Cottrell Hatchett
DT	50	Daniel Tooson
DT	0	Munchie Johnson
DE	44	Andrew Vince
LB	3	Kyle Kudla
LB	25	Jalen Dangerfield
NICK	32	Eddie Faulkner IV
CB	10	Ali Abdul-Hakim
S	20	Pooh Lawton
S	4	Selvin Haynes
CB	22	Josh Stokes

SLIPPERY ROCK OFFENSE		
Pos.	#	Player
QB	18	Brayden Long
RB	2	Khalid Dorsey
WR	5	Kyle Sheets
Slot	1	Cohen Russell
LT	71	Yuriy Hryckowian
LG	54	Colton Rossi
C	64	Jeff Burkhart
RG	55	Nick Stazer
RT	78	Joe Cooper
WR	80	Logan Ramper
TE	11	Kam Kruzelyak

SLIPPERY ROCK SPECIAL TEAMS		
Pos.	#	Player
PK	35	Mason Yohn
P	35	Mason Yohn
LS	67	Josh George
PR	4	Tony Grimes
KR	23	Kylon Wilson

STAT LEADERS				
Passing - #18 Brayden Long				
Cmp	Att	Int	Yds	TD
279	407	5	3,486	35
Avg/G: 268.2				

Rushing - #2 Khalid Dorsey				
No	Yds	Avg	TD	Avg/G
137	931	6.8	11	71.6

Rushing - #6 Chris D'Or				
No	Yds	Avg	TD	Avg/G
111	688	6.2	9	57.3

Rushing - #3 Isaiah Edwards				
No	Yds	Avg	TD	Avg/G
87	506	5.8	13	38.9

Receiving - #5 Kyle Sheets				
No	Yds	Avg	TD	Avg/G
73	1,158	15.9	17	89.1

Receiving - #1 Cohen Russell				
No	Yds	Avg	TD	Avg/G
62	1,031	16.6	5	79.3

Tackles			
Player	Tot	TFL	Sack
3 Kyle Kudla	92	8.5	0.0
4 Selvin Haynes	83	2.0	0.0
22 Josh Stokes	81	2.0	0.0
6 Cottrell Hatchett	73	8.0	3.0
32 Eddie Faulkner IV	59	6.0	4.5
0 Munchie Johnson	58	12.0	2.0

SRU CAREER STARTS

Consecutive starts in parenthesis

OFFENSE		DEFENSE	
OL	Colton Rossi 37 (29)	DB	Selvin Haynes 44 (13)
OL	Yuriy Hryckowian 33 (31)	DT	Munchie Johnson 38 (38)
OL	Nick Stazer 32 (26)	DB	Jalen Dangerfield 23 (10)
WR	Kyle Sheets 30 (15)	DB	Eddie Faulkner IV 21 (21)
WR	Cohen Russell 24 (20)	DE	Cottrell Hatchett 19 (15)
OL	Jeff Burkhart 18 (18)	DB	Ali Abdul-Hakim 19 (8)
QB	Brayden Long 14 (13)	DL	Daniel Tooson 19 (6)
RB	Khalid Dorsey 13 (13)	DB	Josh Stokes 14 (13)
OL	Joe Cooper 13 (13)	DE	Andrew Vince 13 (13)
TE	Kam Kruzelyak 13 (9)	LB	Kyle Kudla 13 (13)
RB	Chris D'Or 12 (0)	CB	Donnell Henriquez 7 (2)
WR	Logan Ramper 10 (1)	LB	Max Heckert 5 (0)
OL	Sawyer Morgan 8 (0)	LB	Jake Miller 5 (0)
WR	Jawon Hall 7 (0)	DB	Savion Harrison 5 (0)
TE	Nathan Waltman 5 (0)	DB	Ben Lane 4 (0)
WR	Jacob Odom 5 (0)	DB	Kenyon Johnson 3 (0)
WR	Gavyn Barnes 3 (0)	LB	Cody Ross 3 (0)
		DB	DaShaun Wright 3 (0)
		DB	Michael Henwood 1 (0)
		DL	Mehki Twillie 1 (0)

STARTERS NOTES

DT **Munchie Johnson** has started the last 38 straight games for the longest active streak on the roster. LT **Yuriy Hryckowian** has the next longest active streak at 31 straight starts, followed by LG **Colton Rossi** at 29 straight. The Rock have 22 players that have made at least 10 starts in the Green and White and 30 players that have started at least five games during their SRU tenure.

FIRST STARTS AT SRU

SRU has had 10 total offensive or defensive players make their first SRU start so far this season. Those players include running back **Khalid Dorsey**, right tackle **Joe Cooper** and wide receiver **Logan Ramper** on offense and defensive end **Andrew Vince**, linebacker **Kyle Kudla**, cornerback **Donnell Henriquez**, linebacker **Max Heckert**, safety **Ben Lane**, tackle **Mehki Twillie** and safety **Michael Henwood** on defense. Heckert and Lane are both true freshmen.



THE ROCK TWO-DEEP

NCAA ROUND 3 (12.2.23)

OFFENSE

QB	18	Brayden Long	6-3	220	Jr.
	12	Zaire Hart-Hawkins	6-1	190	R-So.
RB	2	Khalid Dorsey	5-11	190	Sr.
	6	Chris D'Or	5-10	175	Jr.
	3	Isaiah Edwards	6-1	220	Jr.
WR	5	Kyle Sheets	6-4	220	Sr.
	8	Jawon Hall	6-1	182	Jr.
Slot	1	Cohen Russell	5-9	185	Sr.
	4	Tony Grimes	5-10	175	Jr.
LT	71	Yuriy Hryckowian	6-3	300	Sr.
	72	Eli Podgorski	6-3	285	R-So.
LG	54	Colton Rossi	6-2	310	Sr.
	53	Michael Toten	6-2	295	Sr.
C	64	Jeff Burkhart	6-3	315	Sr.
	79	Sawyer Morgan	6-0	300	Jr.
RG	55	Nick Stazer	6-5	315	R-Sr.
	52	Kendrick Wesley	6-4	295	Jr.
RT	78	Joe Cooper	6-7	310	R-So.
	77	Jake Jonassen	6-3	280	R-Fr.
WR	80	Logan Ramper	6-4	215	R-So.
	9	Gavyn Barnes	5-10	190	Jr.
TE	11	Kam Kruzelyak	6-3	225	Jr.
	83	Nathan Waltman	6-5	240	Jr.

SPECIAL TEAMS

P	35	Mason Yohn	6-0	160	Fr.
	18	Brayden Long	6-3	220	Jr.
PK	35	Mason Yohn	6-0	160	Fr.
	94	Kevin Roberts	5-10	150	So.
LS	67	Josh George	6-3	230	Jr.
	11	Kam Kruze	6-3	225	Jr.
HOLD	19	Jackson Bouslough	6-3	215	R-So.
	49	Cory Butts	5-9	165	R-Fr.
PR	4	Tony Grimes	5-10	175	Jr.
	1	Cohen Russell	5-9	185	Sr.
KR	23	Kylon Wilson	5-9	173	Fr.
	1	Cohen Russell	5-9	185	Sr.

CAPTAINS

#	Name	Pos.	Yr.	Hometown
0	Munchie Johnson	DL	R-Jr.	District Heights, Md.
3	Kyle Kudla	LB	R-Sr.	Avon, Ohio
5	Kyle Sheets	WR	Sr.	Springboro, Pa.
11	Kam Kruzelyak	TE	Jr.	Coraopolis, Pa.
18	Brayden Long	QB	Jr.	Hanover, Pa.
55	Nick Stazer	OL	R-Sr.	Butler, Pa.

DEFENSE

DE	6	Cottrell Hatchett	6-2	250	Jr.
	90	Jake Bush	6-2	225	R-So.
DT	0	Munchie Johnson	5-11	270	R-Jr.
	91	Nick Frisco	6-2	260	R-Fr.
DT	50	Daniel Tooson	6-0	275	So.
	96	Mehki Twillie	6-0	260	R-So.
DE	44	Andrew Vince	6-4	230	So.
	96	Mehki Twillie	6-0	260	R-So.
NICK	32	Eddie Faulkner IV	5-8	190	Jr.
	20	Pooh Lawton	5-11	170	R-Fr.
LB	3	Kyle Kudla	5-11	227	R-Sr.
	48	Jacob Snow	6-3	220	Fr.
LB	25	Jalen Dangerfield	5-10	190	R-Jr.
	40	Max Heckert	6-0	220	Fr.
CB	10	Ali Abdul-Hakim	5-10	175	R-So.
	5	Donnell Henriquez	5-10	185	Jr.
FS	4	Selvin Haynes	5-10	185	Sr.
	39	Ben Lane	5-10	165	Fr.
BS	20	Pooh Lawton	5-11	170	R-Fr.
	36	Dominic Martinka	5-11	200	Jr.
CB	22	Josh Stokes	5-10	180	Jr.
	13	Savion Harrison	5-10	180	R-So.

PRONUNCIATION GUIDE

#	Name.....	Pronunciation
2	Khalid Dorsey	Kuh-LID
3	Kyle Kudla	KUD-Luh
11	Kam Kruzelyak	goes by Kam Kruze
19	Jackson Bouslough	BOZ-low
35	Mason Yohn.....	rhymes with John
50	Daniel Tooson.....	TOO-sun
55	Nick Stazer.....	STAY-zer
71	Yuriy Hryckowian.....	Your-E Hrick-OH-vee-an
72	Eli Podgorski	Pod-GOR-Skee
73	Matt Rouse	Rhymes with blouse
96	Mehki Twillie	Muh-Ky TWILL-e

DOUBLE NUMBER GUIDE

#	Pos.	Name	Situations
2	RB	Khalid Dorsey	Offense Only
2	DB	DaShaun Wright.....	Defense, Special Teams
3	LB	Kyle Kudla	Defense, Punt Team
3	RB	Isaiah Edwards.....	Offense Only
4	WR	Tony Grimes.....	Offense, Returner
4	DB	Selvin Haynes.....	Defense, Spec. Tms. (not a returner)
5	WR	Kyle Sheets.....	Offense Only
5	DB	Donnell Henriquez.....	Defense, Special Teams
6	RB	Chris D'Or	Offense Only
6	DE	Cottrell Hatchett	Defense, Special Teams

AFCA DIVISION II POLL

#	Team (1st Place Votes)	W-L	Pts.	Prv.
1	Colo. School of Mines (27)	12-0	723	1
2	Grand Valley St. (Mich.)	11-1	679	t-2
3	Harding (Ark.) (1)	12-0	668	t-2
4	Benedict (S.C.) (1)	11-1	629	5
5	Ferris St. (Mich.)	8-3	587	6
6	Central Missouri	11-2	572	7
7	Pittsburg St. (Kan.)	11-2	556	8
8	Delta St. (Miss.)	10-2	511	11
9	Tiffin (Ohio) *^	11-1	456	14
10	Western Colorado	10-2	452	13
11	Lenoir-Rhyne (N.C.)	12-1	403	15
12	Texas-Permian Basin	10-2	388	17
13	Virginia Union	10-2	356	18
14	Valdosta St. (Ga.)	12-1	349	19
15	SLIPPERY ROCK *	12-1	347	4
16	Augustana (S.D.)	11-2	301	20
17	Indianapolis (Ind.)	9-2	204	22
17	Minnesota-Duluth	9-2	204	24
19	Minnesota St.	9-3	188	9
20	Ouachita Baptist (Ark.)	9-2	153	10
21	Bemidji St. (Minn.)	9-3	143	12
22	Davenport (Mich.)	8-2	93	16
23	West Florida	8-4	92	25
24	Charleston (W.Va.) *	10-2	87	NR
25	Henderson St. (Ark.)	9-3	86	NR

Others Receiving Votes: KUTZTOWN, 46*^; Shepherd (W.Va.), 34*; Missouri Western St., 20; Southern Arkansas, 19; Limestone (S.C.), 16; Central Washington, 14; Angelo St. (Tex.), 12; Colorado St.-Pueblo, 11; Emporia St. (Kan.), 8; Mars Hill (N.C.), 4; Truman St. (Mo.), 4; Virginia St., 4; New Haven (Conn.), 3*; East Stroudsburg, 2*^; Fayetteville St. (N.C.), 1.

D2FOOTBALL.COM POLL

#	Team	W-L	Prev.
1	Colo. School of Mines	12-0	1
2	Grand Valley State	11-1	2
3	Ferris State	8-3	3
4	Harding	12-0	4
5	Pittsburg State	11-2	7
6	Benedict	11-1	6
7	Central Missouri	11-2	8
8	Delta State	10-2	11
9	Augustana	11-2	14
10	UT-Permian Basin	10-2	16
11	Lenoir-Rhyne	12-1	13
12	Western Colorado	10-2	15
13	SLIPPERY ROCK *	12-1	5
14	Valdosta State	12-1	17
15	Bemidji State	9-3	9
16	Minnesota State	9-3	10
17	Virginia Union	9-2	18
18	Tiffin *^	11-1	20
19	West Florida	8-4	21
20	Minnesota Duluth	9-2	25
21	Indianapolis	9-2	24
22	Ouachita Baptist	9-2	12
23	KUTZTOWN *^	11-2	NR
24	Henderson State	9-3	NR
25	Charleston *	10-2	NR

* NCAA Super Region One school
^ SRU opponent in 2023

SLIPPERY ROCK RECORD BOOK SNAPSHOT

SINGLE-PLAY RECORDS

Category	Record	Record Holder	Opponent (Year)
Longest Rush	98 yards	Bob Weller	Westminster 1995
Longest Pass	95 yards	Nate Crookshank	Mansfield (2006)
Longest Reception	95 yards	Paul Favers	Mansfield (2006)
Longest Punt	78 yards	Andrew Huska	at Gannon (Oct. 3, 2015)
Longest Field Goal	52 yards	John Katsaouni	Shippensburg (2003)
	52 yards	Keith Johnson	Edinboro (1980)

TEAM SINGLE-GAME RECORDS

Category	Record	Opponent (Year)
Pass Attempts	61	at Edinboro (Oct. 21, 2017)
Pass Completions	41	at Edinboro (Oct. 21, 2017)
Passing Yards	527	vs. East Stroudsburg (Nov. 12, 2016)
Rushing Attempts	82	California, Pa. (1969)
Rushing Yards	456	at East Stroudsburg (Sept. 13, 2014)
Total Offense	795	at Seton Hill (Nov. 4, 2017)
Rushing First Downs	24	at East Stroudsburg (Sept. 13, 2014)
Passing First Downs	28	at Edinboro (Oct. 21, 2017)
Points Scored	101	Edinboro (1913)
Tackles For Loss	20	Seton Hill (2013)
Sacks	10	California, Pa. (1991), Seton Hill (2013), Millersville (2018)
Interceptions	6	vs. Seton Hill (Nov. 5, 2016)

INDIVIDUAL SINGLE-GAME RECORDS

Category	Record	Record Holder (Opponent, Year)
Pass Attempts	61	Tanner Garry (at Edinboro, Oct. 21, 2017)
Pass Completions	41	Tanner Garry (at Edinboro, Oct. 21, 2017)
Passing Yards	527	Don King III (vs. East Stroudsburg, Nov. 12, 2016)
Passing Touchdowns	8	Noah Grover (at Gannon, Oct. 30, 2021)
Rushing Attempts	47	Scott Opalsky (Buffalo, 1989), Jay Wagner (Clarion, 1968)
Rushing Yards	335	Dorrian Glenn (California, Pa., 2001)
Rushing Touchdowns	6	Mike Kish (Waynesburg, 1971)
Receptions	18	Jermaine Wynn Jr. (vs. Shepherd, Nov. 30, 2019)
Receiving Yards	237	Marcus Johnson (vs. East Stroudsburg, Nov. 12, 2016)
Receiving Touchdowns	4	Marcus Johnson (2x, Gannon '17), Devin Goda (Lock Haven, '11)
Total Offense	517	Nigel Barksdale (Indiana, Pa., 2013)
Extra Points	11	Jake Chapla (at Seton Hill, Nov. 4, 2017)
Field Goals	4	John Katsaouni (California, 2003)
Points Scored	30	Marcus Johnson (Gannon, 2017), Mike Kish (Waynesburg, 1971)
Solo Tackles	16	Shawn Rohrer (Edinboro, 1998)
Total Tackles	25	Shawn Rohrer (Edinboro, 1998)
Tackles For Loss	6.5	Marcus Martin (vs. Clarion, Oct. 28, 2017)
Sacks	4.5	Chad Kuhn (at Millersville, '18), Marcus Martin (vs. Clarion, '17)
Interceptions	3	Four Times - Kyle Hall vs. Edinboro (Oct. 11, 2016)
Punting Average	56.0	Jeff Williams (Shippensburg, 1982)

TEAM SINGLE-SEASON RECORDS

Category	Record (# games)	Year	2023 Totals (13 games)
Rushing Yards	3,608 (14 games)	2015	2,410
Rushing Attempts	741 (14 games)	2015	442
Rushing TDs	46 (14 games)	2015	40
Rushing Yards per Game	289.8 (10 games)	1973	185.4
Passing Attempts	501 (14 games)	2019	416
Passing Completions	334 (14 games)	2019	287
Passing Yards	4,618 (14 games)	2019	3,617
Passing TDs	54 (14 games)	2019	37
Passing Yards per Game	354.2 (12 games)	2013	278.2
Total Offense (Yards)	7,024 (14 games)	2019	6,027
All Purpose Yards	8,599 (14 games)	2015	7,173
Scoring (Total Points)	633 (14 games)	2015	557
Touchdowns Scored	87 (14 games)	2015	79
Extra Points Made	79 (14 games)	2019	77-of-79
Field Goals Made	17 (14 games)	2018	2-of-5
Interceptions	27 (11 games)	1992	18
Sacks	53 (13 games)	1997	15
Tackles for Loss	132 (14 games)	2015	72

ALPHABETICAL

#	Name	Pos.
10	Ali Abdul-Hakim	DB
69	Mohamed Aly	OL
15	Zak Artley	QB
-	David Bahm	QB
27	Jake Baker	DL
9	Gavyn Barnes	WR
19	Jackson Bouslough	QB
64	Jeff Burkhart	OL
90	Jake Bush	DL
49	Cory Butts	K/P
41	Mel Carter	WR
57	Cole Charlton	DL
88	Connor Chrisman	WR
38	Rocco Cicione	WR
78	Joe Cooper	OL
6	Chris D'Or	RB
25	Jalen Dangerfield	LB/DB
-	Zay Davis	WR
2	Khalid Dorsey	RB
3	Isaiah Edwards	RB
-	Deigo Ellis	DB
32	Eddie Faulkner IV	DB
-	Kaden Fisher	TE
91	Nick Frisco	DL
67	Josh George	LS
70	Claude Godineaux	OL
59	Teddy Gregory Jr.	LB
61	Brandon Griffin	OL
4	Tony Grimes	WR
8	Jawon Hall	WR
47	Elijah Halley	DL
34	Quentin Harrison	RB
13	Savion Harrison	DB
12	Zaire Hart-Hawkins	QB
-	Will Hartung	LB
6	Cottrell Hatchett	DL
29	Joshua Hayes	DB
4	Selvin Haynes	DB
87	Carson Heckathorn	TE
40	Max Heckert	LB
5	Donnell Henriquez	DB
16	Michael Henwood	DB
14	Brad Hoffman	QB
58	Malik Holbert	DL
92	Aeden Holler	DL
71	Yuriy Hryckowian	OL
-	Jonny Huff	DB
33	Naiim Huff	LB
21	Kenyon Johnson	DB
0 *	Munchie Johnson	DL
42	Tyree Johnson	LB
77	Jake Jonassen	OL
11 *	Kam Kruzelyak	TE
3 *	Kyle Kudla	LB
39	Ben Lane	DB
20	Pooh Lawton	DB
-	Xavier Lewis	WR
18 *	Brayden Long	QB
51	Daniel Long	DL
36	Dominic Martinka	DB
-	Joey Mayer	DB
24	Xander McClure	WR
26	Luke McCoy	RB

2023 SLIPPERY ROCK NUMERICAL ROSTER

#	Name	Pos.	Ht.	Wt.	Yr.	Hometown / High School / Transfer Institution
0 *	Munchie Johnson	DL	5-11	270	R-Jr.	District Heights, Md. / Suitland / Wesley
1	Cohen Russell	WR	5-9	185	Sr.	Boalsburg, Pa. / State College / Lackawanna
2	Khalid Dorsey	RB	5-11	190	Sr.	York, Pa. / York / Shippensburg
2	DaShaun Wright	DB	5-11	175	Sr.	Pittsburgh, Pa. / Imani Christian
3	Isaiah Edwards	RB	6-1	220	Jr.	Boalsburg, Pa. / State College / Lackawanna
3 *	Kyle Kudla	LB	5-11	227	R-Sr.	Avon, Ohio / Avon / Hillsdale
4	Tony Grimes	WR	5-10	175	Jr.	Pittsburgh, Pa. / Penn Hills / Akron
4	Selvin Haynes	DB	5-10	185	Sr.	Glenside, Pa. / Upper Dublin
5	Donnell Henriquez	DB	5-10	185	Jr.	Harrisburg, Pa. / Harrisburg / Lackawanna
5 *	Kyle Sheets	WR	6-4	220	Sr.	Springboro, Pa. / Conneaut Area
6	Chris D'Or	RB	5-10	175	Jr.	Greenacres, Fla. / Cardinal Newman
6	Cottrell Hatchett	DL	6-2	250	Jr.	Jersey City, N.J. / Abraham Lincoln / Lackawanna
7	Jacob Odom	WR	6-1	195	Sr.	Wheaton, Ill. / Wheaton-Warrenville South / North Dakota
8	Jawon Hall	WR	6-1	182	Jr.	Monaca, Pa. / Central Valley / Lackawanna
9	Gavyn Barnes	WR	5-10	190	Jr.	Carlisle, Pa. / Carlisle
10	Ali Abdul-Hakim	DB	5-10	175	R-So.	Washington, D.C. / Friendship Collegiate Academy
11 *	Kam Kruzelyak	TE	6-3	225	Jr.	Coraopolis, Pa. / West Allegheny / West Liberty
12	Zaire Hart-Hawkins	QB	6-1	190	R-So.	Philadelphia, Pa. / West Catholic
13	Savion Harrison	DB	5-10	180	R-So.	York, Pa. / York Suburban
14	Brad Hoffman	QB	6-1	215	Fr.	Sinking Spring, Pa. / West Lawn / Diamond Prep
15	Zak Artley	QB	6-0	180	R-So.	Blairsville, Pa. / Blairsville
16	Michael Henwood	DB	6-2	180	R-So.	Hermitage, Pa. / Hickory
17	Tyler Settle	WR	6-2	206	Jr.	Gainesville, Va. / Patriot
18 *	Brayden Long	QB	6-3	220	Jr.	Hanover, Pa. / New Oxford
19	Jackson Bouslough	QB	6-3	215	R-So.	Hummelstown, Pa. / Hershey
20	Dashawn Lawton	DB	5-11	170	R-Fr.	Newark, N.J. / West Side
21	Kenyon Johnson	DB	6-0	190	Jr.	Shermansdale, Pa. / West Perry
22	Josh Stokes	DB	5-10	180	Jr.	Huntingtown, Md. / Huntingtown
23	Kylon Wilson	WR	5-9	173	Fr.	Farrell, Pa. / Farrell
24	Xander McClure	WR	5-9	185	R-So.	New Market, Md. / Linganore
25	Jalen Dangerfield	LB/DB	5-10	195	R-Jr.	Abingdon, Md. / Harford
26	Luke McCoy	RB	5-9	195	R-Fr.	Slippery Rock, Pa. / Laurel
27	Jake Baker	DL	6-2	245	Jr.	Thurmont, Md. / Catocin / Towson
28	Jake Miller	LB	6-1	220	Jr.	Glenshaw, Pa. / Shaler Area / Akron
29	Joshua Hayes	DB	5-8	165	So.	Woodbridge, Va. / Freedom
30	Jaon Phillips	DB	6-0	155	R-Fr.	Sharon, Pa. / Sharon
32	Eddie Faulkner IV	DB	5-8	190	Jr.	Pittsburgh, Pa. / Shady Side Academy
33	Naiim Huff	LB	6-0	198	R-Jr.	Willow Grove, Pa. / Upper Dublin / East Stroudsburg
34	Quentin Harrison	RB	5-9	220	Fr.	Bristow, Va. / Patriot
35	Mason Yohn	K/P	6-0	160	Fr.	Dillsburg, Pa. / Northern York
36	Dominic Martinka	DB	5-11	200	Jr.	Natrona Heights, Pa. / Highlands / Westminster
37	Eryck Moore-Watkins	RB	6-0	190	Fr.	Pittsburgh, Pa. / Plum
38	Rocco Cicione	WR	6-0	180	Fr.	Akron, Ohio / Stow Munroe Falls
39	Ben Lane	DB	5-10	165	Fr.	Freeport, Pa. / Freeport
40	Max Heckert	LB	6-0	220	Fr.	Gibsonia, Pa. / Pine-Richland
41	Mel Carter	WR	5-8	180	R-So.	Paterson, N.J. / Paramus
42	Tyree Johnson	LB	5-8	205	So.	Columbus, Ohio / Gahanna / Arkansas at Pine Bluff
43	Cody Ross	LB	5-11	225	R-Jr.	Aliquippa, Pa. / Freedom Area
44	Andrew Vince	DE/LB	6-4	230	So.	Schwenksville, Pa. / Souderton / Rutgers
47	Elijah Halley	DL	6-4	233	R-Fr.	Montclair, N.J. / Montclair
48	Jacob Snow	LB	6-3	220	Fr.	Mentor, Ohio / Mentor
49	Cory Butts	K/P	5-9	165	R-Fr.	Clarksville, Md. / Archbishop Spalding
50	Daniel Tooson	DL	6-0	275	So.	Columbus, Ohio / Bishop Hartley
51	Daniel Long	DL	6-0	230	Fr.	Sarver, Pa. / Highlands
52	Kendrick Wesley	OL	6-4	295	Jr.	Bethlehem, Pa. / Liberty
53	Michael Toten	OL	6-2	295	Sr.	Holtville, Calif. / Holtville / Grossmont
54	Colton Rossi	OL	6-2	310	Sr.	New Wilmington, Pa. / Wilmington
55 *	Nick Stazer	OL	6-5	315	R-Sr.	Butler, Pa. / Butler / Pittsburgh
56	RJ Schirg	OL	6-2	295	R-Fr.	Factoryville, Pa. / Lackawanna Trail
57	Cole Charlton	DL	6-3	225	R-Fr.	Freeport, Pa. / Freeport
58	Malik Holbert	DL	6-0	230	Gr.	Flowood, Miss. / Northwest Rankin / Iowa Wesleyan
59	Teddy Gregory Jr.	LB	6-0	220	Fr.	Stow, Ohio / Stow-Munroe Falls
60	Ethan Spann	LB	5-10	200	R-Fr.	Lansdale, Pa. / North Penn

2023 SLIPPERY ROCK NUMERICAL ROSTER

#	Name	Pos.	Ht.	Wt.	Yr.	Hometown / High School / Transfer Institution
61	Brandon Griffin	OL	6-5	300	So.	Nashville, N.C. / Nash Central / UNC Pembroke
64	Jeff Burkhart	OL	6-3	315	Sr.	Watsontown, Pa. / Warrior Run / Lock Haven
67	Josh George	LS	6-3	230	Jr.	Pittsburgh, Pa. / Plum
68	Joseph Reed	LS	5-11	200	Fr.	Fombell, Pa. / Riverside
69	Mohamed Aly	OL	6-3	290	R-Fr.	Harrisburg, Pa. / Central Dauphin
70	Claude Godineaux	OL	6-2	295	R-Fr.	New Cumberland, Pa. / Cedar Cliff
71	Yuriy Hryckowian	OL	6-3	300	Sr.	Chalfont, Pa. / Central Bucks-South
72	Eli Podgorski	OL	6-3	285	R-So.	South Park, Pa. / South Park
73	Matt Rouse	OL	6-3	285	So.	Oakville, Mo. / Oakville / Southwest Baptist
76	Luke Pugliese	OL	6-2	285	R-Fr.	Verona, Pa. / Penn Hills
77	Jake Jonassen	OL	6-3	280	R-Fr.	Schwenksville, Pa. / Perkiomen Valley
78	Joe Cooper	OL	6-7	310	R-So.	East Berlin, Pa. / Bermudian Springs
79	Sawyer Morgan	OL	6-0	300	Jr.	Tower City, Pa. / Bishop McDevitt
80	Logan Ramper	WR	6-4	215	R-So.	Mechanicsburg, Pa. / Cumberland Valley
81	Evan Spann	WR	6-1	190	R-So.	Landsdale, Pa. / North Penn
83	Nathan Waltman	TE	6-5	240	Jr.	Fenelton, Pa. / Karns City
84	Ethan Trettel	WR	5-10	160	Fr.	Butler, Pa. / Butler
85	Andrew Miller	TE	6-4	230	Jr.	Hungtingdon, Pa. / Huntingdon
87	Carson Heckathorn	TE	6-4	240	R-Fr.	Beaver Falls, Pa. / Blackhawk
88	Connor Chrisman	WR	6-3	210	R-So.	Irwin, Pa. / Norwin
89	Reis Watkins	TE	6-4	245	R-So.	New Castle, Pa. / Shenango
90	Jake Bush	DL	6-2	225	R-So.	Grove City, Pa. / Grove City / RPI
91	Nick Frisco	DL	6-2	260	R-Fr.	Pittsburgh, Pa. / North Allegheny
92	Aeden Holler	DL	6-4	240	So.	Williamsport, Pa. / Loyalsock / Kent State
93	Trever Valenti	DL	6-2	280	R-Fr.	New Castle, Pa. / Shenango
94	Kevin Roberts	PK	5-10	150	So.	Fallston, Md. / Fallston / Lebanon Valley
95	Morgan Williamson	K/P	5-10	170	R-So.	New Concord, Ohio / Tri-Valley
96	Mehki Twillie	DI	6-0	260	R-So.	Erie, Pa. / Cathedral Prep
97	Brian Young Jr.	DL	6-1	215	Fr.	Chesapeake, Va. / Grassfield
98	Jake Mullins	PK	5-11	165	Fr.	Grampian, Pa. / Curwensville
	David Bahm	QB	6-5	200	Fr.	North East, Pa. / Mercyhurst Prep
	Zay Davis	WR	5-7	160	Fr.	McKees Rocks, Pa. / Sto-Rox
	Deigo Ellis	DB	5-10	160	Fr.	Pittsburgh, Pa. / Sto-Rox
	Kaden Fisher	TE	6-4	215	Fr.	New Castle, Pa. / Union
	Will Hartung	LB	6-2	205	Fr.	Pittsburgh, Pa. / Mt. Lebanon
	Jonny Huff	DB	6-0	175	Fr.	New Castle, Pa. / Neshannock
	Xavier Lewis	WR	5-10	185	Fr.	Chesapeake, Va. / Oscar Smith
	Joey Mayer	DB	5-10	160	Fr.	Allison Park, Pa. / Hampton
	Jake Murphy	TE	6-1	230	Fr.	Cabot, Pa. / Knoch
	John Sabo	WR	6-2	185	Fr.	Slippery Rock, Pa. / Slippery Rock
	Kanye Thompson	DB	6-1	167	R-Fr.	McKeesport, Pa. / McKeesport

* Team Captains

ALPHABETICAL

#	Name	Pos.
85	Andrew Miller	TE
28	Jake Miller	LB
37	Eryck Moore-Watkins	RB
79	Sawyer Morgan	OL
98	Jake Mullins	PK
-	Jake Murphy	TE
7	Jacob Odom	WR
30	Jaon Phillips	DB
72	Eli Podgorski	OL
76	Luke Pugliese	OL
80	Logan Ramper	WR
68	Joseph Reed	LS
94	Kevin Roberts	PK
43	Cody Ross	LB
54	Colton Rossi	OL
73	Matt Rouse	OL
1	Cohen Russell	WR
-	John Sabo	WR
56	RJ Schirg	OL
17	Tyler Settle	WR
5 *	Kyle Sheets	WR
48	Jacob Snow	LB
60	Ethan Spann	LB
81	Evan Spann	WR
55 *	Nick Stazer	OL
22	Josh Stokes	DB
35	Kanye Thompson	DB
50	Daniel Tooson	DL
53	Michael Toten	OL
84	Ethan Trettel	WR
96	Mehki Twillie	DL
93	Trever Valenti	DL
44	Andrew Vince	DE/LB
83	Nathan Waltman	TE
89	Reis Watkins	TE
52	Kendrick Wesley	OL
95	Morgan Williamson	K/P
23	Kylon Wilson	WR
2	DaShaun Wright	DB
35	Mason Yohn	K/P
97	Brian Young Jr.	DL

* Team Captains

PRONUNCIATION GUIDE

#	Name	Pronunciation
2	Khalid Dorsey	Kuh-LID
3	Kyle Kudla	Kud-LUH
6	Chris D'Or	DEE-or
7	Jacob Odom	OH-dum
11	Kam Kruzelyak	goes by Kam Kruze
19	Jackson Bouslough	BOZ-low
24	Xander McClure	Zander
33	Naiim Huff	Ny-EEM
35	Mason Yohn	Rhymes with John
38	Rocco Cicione	Chuh-CHO-nee
50	Daniel Tooson	Too-SUN
53	Michael Toten	Tote-IN

#	Name	Pronunciation
54	Colton Rossi	ROSS-e
55	Nick Stazer	STAY-zer
70	Claude Godineaux	God-E-No
71	Yuriy Hryckowian	YOUR-e Hrick-Oh-Vee-an
72	Eli Podgorski	Pod-GOR-skee
73	Matt Rouse	Rowse (rhymes with blouse)
76	Luke Pugliese	Puh-GLEEZ
77	Jake Jonassen	Jon-UH-sin
96	Mehki Twillie	Muh-KY Twill-E
HC	Shawn Lutz	LUTTS
DC	Domenick Razzano	Ruh-ZAN-oh
OC	Drew Moulton	Mole-TUN

HEAD COACH SHAWN LUTZ - BRIEF BIO

Shawn Lutz was named the 16th head coach in SRU football history on Dec. 18, 2015 after spending 20 years as an assistant coach at The Rock. In the seven seasons SRU has played since he was named head coach, Lutz has guided the program to five PSAC West titles, five trips to the NCAA Division II Playoffs and an overall record of 70-18, the most wins in the PSAC over that stretch. He is the fastest coach in SRU history to 70 wins

Lutz is a three-time PSAC West Coach of the Year and was named the 2019 Don Hansen Football Gazette Division II National Coach of the Year after leading The Rock to the NCAA Division II semifinals and posting the best record in program history at 13-1.

CAREER AT A GLANCE

- 70-18 as a head coach (.795 winning percentage)
- Averaging 10.0 wins per season as head coach
- 2018, 2019 and 2023 PSAC West Coach of the Year
- 2019 Don Hansen Gazette DII National Coach of the Year
- PSAC West Champions in 2018, 2019, 2021, 2022, 2023
- NCAA Division II Playoff Appearances in 2018, 2019, 2021, 2022, 2023
- NCAA Quarterfinals in 2018, 2019, 2023
- NCAA Semifinals in 2019
- Harlon Hill Trophy Winner (Roland Rivers III) in 2019
- Two Campbell Trophy Finalists (Marcus Martin, Henry Litwin)
- 20 seasons as an assistant coach at SRU
- Member of SRU coaching staff for 13 PSAC West titles and seven PSAC titles
- Former tight end at West Virginia University

THE ROCK IN THE CLASSROOM

- Slippery Rock has had two national finalists for the William Campbell Trophy (Academic Heisman) under Lutz with Marcus Martin in 2017 and Henry Litwin in 2021
- No other school in the PSAC has ever had a Campbell Trophy finalist
- SRU is one of only eight schools in DII with multiple Campbell Trophy finalists
- Henry Litwin became the first SRU athlete in any sport and the first football player from any PSAC school to be named the CoSIDA Academic All-America of the Year award winner in 2021
- SRU has had nine CoSIDA Academic All-Americans and 17 Academic All-District honorees during Lutz' head coaching tenure
- SRU has had five PSAC Fall Top 10 honorees during Lutz' head coaching tenure
- SRU has consistently ranked in the top three among PASSHE football teams in cumulative GPA

CAREER PATH

- Lutz began his coaching career as graduate assistant at SRU in 1996
- Worked with tight ends and offensive linemen in early career
- Spent 10 seasons as defensive line coach at SRU
- Took over as defensive coordinator at SRU in 2006
- Served as defensive coordinator until being named head coach in 2015
- As an assistant, coached nine defensive linemen to All-America honors
- Coached a defense that routinely ranked in the top 15 in Division II in multiple categories
- Also served as recruiting coordinator early in career

COACHING TIMELINE

- 1996-97: Slippery Rock (graduate assistant – offensive linemen)
- 1998: Slippery Rock (assistant coach - tight ends/tackles)
- 1999-09: Slippery Rock (assistant coach – defensive line)
- 2006-12: Slippery Rock (defensive coordinator / defensive line)
- 2012-15: Slippery Rock (associate head coach / defensive coordinator)
- 2016-Present: Slippery Rock (head coach)

PLAYING CAREER

- Lettered three years in football at West Virginia University
- Played tight end on two Bowl teams
- Member of Big East title team that played in the Sugar Bowl and finished the season ranked No. 6 in Division I

PERSONAL

- Native of Massillon, Ohio
- Earned undergraduate degree in secondary education/social studies from WVU in 1996
- Earned master's degree in sport management from Slippery Rock in 2003
- Proud father of three sons – Logan, Gavin and Easton
- Son Logan is a tight end on the Duquesne University football team



WINS CHARTS

PSAC FOOTBALL

ALL-TIME WIN LEADERS

Coach (School)	Wins
Dennis Douds (East Stroudsburg).....	264
Danny Hale (WCU/Bloomsburg).....	213
Gene Carpenter (Millersville).....	212
George Mihalik (Slippery Rock).....	197
Frank Cignetti (Indiana).....	182
Bill Zwaan, West Chester.....	163
Al Jacks (Clarion).....	128
Rocky Rees (Shippensburg).....	123
Hubert Jack (Lock Haven).....	102
Marty Schaetzle (Mercyhurst).....	97
Rick Daniels (West Chester).....	91
Mark Maciejewski (Shippensburg).....	83
Bob DiSpirito (Slippery Rock).....	79

CURRENT PSAC COACHES

Coach (School)	Wins
Bill Zwaan (West Chester).....	163
Mark Maciejewski (Shippensburg).....	83
Jim Clements (Kutztown).....	78
SHAWN LUTZ (Slippery Rock).....	70
Gary Dunn (California).....	56
Paul Tortorella (Indiana).....	54
Ernie McCook (Shepherd).....	53
Jim Terwilliger (East Stroudsburg).....	25
Erik Raeburn (Gannon).....	19
Daniel Day (Seton Hill).....	15
JC Morgan (Millersville).....	14
Jake Nulph (Edinboro).....	12
Frank Shepstock (Bloomsburg).....	10
Dan Mulrooney (Lock Haven).....	6
Raymond Monica (Clarion).....	5*
Ryan Riemedio (Mercyhurst).....	4

NOTE: Win totals are for games coached at current institution. Monica won 45 games at Kutztown from 2006-12.

SRU HEAD COACHING WINS

Below is a look at the top 11 winningest head coaches in Slippery Rock program history.

Coach (Years Active)	Wins
1. George Mihalik (1988-2015).....	197
2. N. Kerr Thompson (1920-45).....	126
3. Bob DiSpirito (1967-80, 1987).....	79
4. SHAWN LUTZ (2016-).....	70
5. Charles Godlasky (1959-64).....	32
6. Pop Storer (1946-52).....	30
7. Harry Snyder (1908-09, 1911-13)....	29
8. Don Ault (1982-86).....	27
9. Arthur Gaut (1914-17).....	15
10. Will Meise (1955-58).....	12
11. Jack Olcutt (1965-66).....	7

PSAC WEST FINISHES

The following is a recap of top-three PSAC-Western Division finishes for SRU while Lutz has been on the staff. Years in **GREEN** were head coaching seasons.

Division champions

1997, 1998, 1999, 2000,
2011, 2013, 2014, 2015,
2018, 2019, 2021, 2022, 2023

Runner-up finishes

2002, **2017**

Third-place finishes

1996, 2001, 2005,
2006, 2007, 2012

SLIPPERY ROCK INDIVIDUAL GAME CAREER HIGHS

PASSING

#18 BRAYDEN LONG (Jr.)

Comp. 31 9/16/23 vs. Millersville
Att. 46 11/11/23 at Kutztown
Yards 400 11/4/23 at Edinboro
TD 5 2x (11/4/23 at Edinboro)
Long 91 11/4/23 at Edinboro
INT 3 11/11/23 at Kutztown

RUSHING

#2 KHALID DORSEY (Sr.)

Carries 15 9/30/23 vs. IUP
Yards 123 9/30/23 vs. IUP
TD 3 9/30/23 vs. IUP
Long 63 10/21/23 vs. Cal (Pa.)

#6 CHRIS D'OR (Jr.)

Carries 23 9/17/22 at Millersville
Yards 116 9/17/22 at Millersville
TD 2 3x (11/25/23 at Tiffin)
Long 61 10/15/22 vs. Gannon

#3 ISAIAH EDWARDS (Sr.)

Carries 15 2x (11/18/23 vs. ESU)
Yards 82 10/14/23 at Gannon
TD 2 4x (11/18/23 vs. ESU)
Long 50 10/14/23 at Gannon

RECEIVING

#1 COHEN RUSSELL (Sr.)

Rec. 9 11/26/22 at Shepherd
Yards 180 11/4/23 at Edinboro
TD 3 11/4/23 at Edinboro
Long 91 11/4/23 at Edinboro

#4 Tony Grimes (Jr.)

Rec. 4 2x (10/14/23 at Gannon)
Yards 33 9/16/23 vs. Millersville
TD 1 11/4/23 at Edinboro
Long 16 9/2/23 vs. Wayne State

#5 KYLE SHEETS (Sr.)

Rec. 12 9/16/23 vs. Millersville
Yards 210 9/16/23 vs. Millersville
TD 3 2x (10/14/23 at Gannon)
Long 85 10/22/22 at Cal (Pa.)

#7 JACOB ODOM (Sr.)

Rec. 8 9/3/22 vs. Wayne State
Yards 97 9/3/22 vs. Wayne State
TD 2 9/17/22 at Millersville
Long 56 9/17/22 at Millersville

#8 JAWON HALL (Jr.)

Rec. 4 10/29/22 at Clarion
Yards 85 11/26/22 at Shepherd
TD 2 10/1/22 at IUP
Long 61 11/26/22 at Shepherd

#9 GAVYN BARNES (Jr.)

Rec. 4 2x (11/12/22 vs. Kutztown)
Yards 55 10/29/22 at Clarion
TD 1 10/29/22 at Clarion
Long 37 10/29/22 at Clarion

11 KAM KRUZELYAK (Jr.)

Rec. 6 2x (11/11/23 at Kutztown)
Yards 53 9/9/23 vs. West Chester
TD 1 4x (10/28/23 vs. Clarion)
Long 38 10/21/23 vs. Cal (Pa.)

17 TYLER SETTLE (So.)

Rec. 3 9/18/21 vs. Lock Haven
Yards 47 9/18/21 vs. Lock Haven
TD 1 9/18/21 vs. Lock Haven
Long 33 9/18/21 vs. Lock Haven

#21 KENYON JOHNSON (Jr.)

Rec. 2 3x (10/15/22 vs. Gannon)
Yards 37 11/13/21 at Kutztown
TD -
Long 28 10/29/22 at Clarion

#23 KYLON WILSON (Fr.)

Rec. 5 9/9/23 vs. West Chester
Yards 32 9/9/23 vs. West Chester
TD -
Long 16 9/9/23 vs. West Chester

#80 LOGAN RAMPER (R-So.)

Rec. 4 3x (11/11/23 at Kutztown)
Yards 60 9/16/23 vs. Millersville
TD 1 6x (10/28/23 vs. Clarion)
Long 49 10/21/23 vs. Cal (Pa.)

83 NATHAN WALTMAN (Jr.)

Rec. 2 2x (11/11/23 at Kutztown)
Yards 23 11/4/23 at Edinboro
TD 1 11/4/23 at Edinboro
Long 22 11/4/23 at Edinboro

DEFENSE

#0 MUNCHIE JOHNSON (Sr. / DL)

Tackles 11 9/2/23 vs. Wayne State
TFL 3.0 2x (9/16/23 vs. Millersville)
Sacks 1.5 2x (11/4/23 at Edinboro)

#2 DASHAUN WRIGHT (Sr. / DB)

Tackles 7 2x (10/22/22 at Cal (Pa.))
TFL 1.0 10/29/22 at Clarion
INT 1 10/2/21 vs. Clarion

#3 KYLE KUDLA (Sr. / LB)

Tackles 11 11/18/23 vs. ESU
TFL 2.5 9/23/23 at Seton Hill
INT -

#4 SELVIN HAYNES (Sr. / DB)

Tackles 12 2x (9/2/23 vs. Wayne State)
TFL 1.0 5x (11/5/22 vs. Edinboro)
INT 1 4x (9/30/23 vs. IUP)

#5 DONNELL HENRIQUEZ (Jr. / DB)

Tackles 5 9/2/23 vs. Wayne State
TFL 1.0 2x (9/23/23 at Seton Hill)
INT 1 11/4/23 at Edinboro

#6 COTTRELL HATCHETT (Jr. / DL)

Tackles 10 10/21/23 vs. Cal (Pa.)
TFL 2.0 11/19/22 at Assumption
Sacks 1.0 5x (11/18/23 vs. ESU)

#10 ALI ABDUL-HAKIM (R-So. / DB)

Tackles 5 10/8/22 vs. Mercyhurst
TFL 1.0 5x (10/28/23 vs. Clarion)
INT 1 5x (10/14/23 at Gannon)

#16 MICHAEL HENWOOD (R-So. / DB)

Tackles 8 10/22/22 at Cal (Pa.)
TFL 0.5 2x (10/7/23 at Mercyhurst)
INT 1 10/2/21 vs. Clarion

#22 JOSH STOKES (Jr. / DB)

Tackles 10 11/25/23 at Tiffin
TFL 2.0 10/22/22 at Cal (Pa.)
INT 2 9/9/23 vs. West Chester

#25 JALEN DANGERFIELD (R-Jr. / LB/DB)

Tackles 12 9/30/23 vs. IUP
TFL 1.5 10/14/23 at Gannon
INT 1 5x (10/21/23 vs. Cal (Pa.))

#28 JAKE MILLER (Jr. / LB)

Tackles 8 10/1/22 at IUP
TFL 1.0 4x (11/5/22 vs. Edinboro)
Sacks 1.0 2x (9/17/22 at Millersville)

#32 EDDIE FAULKNER IV (Jr. / DB)

Tackles 9 2x (11/25/23 at Tiffin)
TFL 2.0 2x (10/21/23 vs. Cal (Pa.))
INT 1 5x (10/28/23 vs. Clarion)

#39 BEN LANE (Fr. / DB)

Tackles 6 10/14/23 at Gannon
TFL 0.5 10/14/23 at Gannon
INT -

#40 MAX HECKERT (Fr. / LB)

Tackles 7 3x (11/11/23 at Kutztown)
TFL 1.5 9/9/23 vs. West Chester
INT 1 9/23/23 at Seton Hill

#44 ANDREW VINCE (So. / DE)

Tackles 8 11/11/23 at Kutztown
TFL 1.5 3x (11/4/23 at Edinboro)
Sacks 1.5 9/16/23 vs. Millersville

#50 DANIEL TOOSON (So. / DL)

Tackles 7 11/11/23 at Kutztown
TFL 2.0 10/21/23 vs. Cal (Pa.)
Sacks 1.0 9/16/23 vs. Millersville

#51 DANIEL LONG (Fr. / DL)

Tackles 1 9/2/23 vs. Wayne State
TFL 0.5 9/2/23 vs. Wayne State
Sacks 0.5 9/2/23 vs. Wayne State

#91 NICK FRISCO (R-Fr. / DL)

Tackles 1 2x (10/28/23 vs. Clarion)
TFL -
Sacks -

#96 MEHKI TWILLIE (R-So. / DL)

Tackles 6 11/18/23 vs. ESU
TFL 1.0 10/29/22 at Clarion
Sacks 1.0 10/29/22 at Clarion

KICKING

#35 MASON YOHN (Fr. / PK/P)

Long FG 28 11/18/23 vs. ESU
FGs 1 2x (11/25/23 at Tiffin)
Long Punt 54 9/9/23 vs. West Chester

#94 KEVIN ROBERTS (So. / PK)

Long FG -
FGs -
Long Punt -

RETURNS

#1 COHEN RUSSELL (Sr.)

Long KR 58 9/3/22 vs. Wayne State
Long PR 37 9/3/22 vs. Wayne State

#4 TONY GRIMES (Jr.)

Long KR 12 9/9/23 vs. West Chester
Long PR 64 10/7/23 at Mercyhurst

#6 CHRIS D'OR (Jr.)

Long KR 35 11/13/21 at Kutztown
Long PR -

#8 JAWON HALL (Jr.)

Long KR 97 10/8/22 vs. Mercyhurst
Long PR 21 9/10/22 at West Chester

#9 GAVYN BARNES (Jr.)

Long KR 26 10/15/22 vs. Gannon
Long PR -

#23 KYLON WILSON (Fr.)

Long KR 90 11/25/23 at Tiffin
Long PR -

THE LAST TIME ...

A Player Rushed for...

100 Yards Khalid Dorsey, 100, vs. California (Pa.) - 10/21/23
150 Yards Charles Snorweah, 163, vs. Shepherd - 11/30/19
200 Yards Wes Hills, 207, vs. Gannon - 11/3/18
250 Yards Akeem Satterfield, 271, vs. C.W. Post - 11/13/10
30 Carries Wes Hills, 33, at #13 LIU Post - 11/17/18
35 Carries Isiah Neely, 38, at Clarion - 10/29/16
40 Carries Shamar Greene, 40, vs. Indiana (Pa.) - 10/24/15
3 TD Khalid Dorsey, 3, vs. Indiana (Pa.) - 9/30/23
4 TD Wes Hills, 4, at Cal U - 10/27/18
50-Yard Run Khalid Dorsey, 63, vs. California (Pa.) - 10/21/23
60-Yard Run Khalid Dorsey, 63, vs. California (Pa.) - 10/21/23
70-Yard Run Nassir Weaver, 75, vs. Shippensburg - 9/14/19
80-Yard Run Andrew Koester, 80, vs. Kentucky State - 9/1/18
90-Yard Run Corey Manfull, 96, vs. Kutztown - 9/22/07

Two Players Rushed for...

100 Yards at Cal U - 10/27/18
- *Wes Hills (248) and Roland Rivers III (106)*
Two TD Each vs. Mercyhurst - 10/7/23
- *Chris D'Or (2) and Isaiah Edwards (2)*

Three Players Rushed for...

100 Yards at Clarion - 10/11/08
- *Sayquan Scott-Mitchell (179), Ryan Lehmeier (129) and Corey Manfull (129)*

A QB Rushed for...

100 Yards Roland Rivers III, 135, vs. Cal U - 11/2/19
150 Yards Nigel Barksdale, 169, vs. Kutztown - 9/29/12

Slippery Rock as a Team Rushed for...

200 Yards 219 at Tiffin - 11/25/23
250 Yards vs. East Stroudsburg - 11/18/23
300 Yards 345 at Cal U - 10/27/18
350 Yards 392 at Seton Hill - 11/4/17
400 Yards 414 vs. East Stroudsburg - 9/12/15
450 Yards 456 at East Stroudsburg - 9/13/14

A QB Passed for...

250 Yards Brayden Long, 400, at Edinboro - 11/4/23
300 Yards Brayden Long, 400, at Edinboro - 11/4/23
350 Yards Brayden Long, 400, at Edinboro - 11/4/23
400 Yards Brayden Long, 400, at Edinboro - 11/4/23
425 Yards Noah Grover, 440, at Clarion - 10/29/22
450 Yards Noah Grover, 466, vs. Cal U - 11/6/21
500 Yards Tanner Garry, 518, at Gannon - 9/23/17
30 Completions Brayden Long, 31, vs. Millersville - 9/16/23
50-Yard Comp. Brayden Long, 61, at Tiffin - 11/25/23
60-Yard Comp. Brayden Long, 61, at Tiffin - 11/25/23
70-Yard Comp. Brayden Long, 91, at Edinboro - 11/4/23
75-Yard Comp. Brayden Long, 91, at Edinboro - 11/4/23
80+ Yard Comp. Brayden Long, 91, at Edinboro - 11/4/23
4 TD Brayden Long, 5, at Edinboro - 11/4/23
5 TD Brayden Long, 5, at Edinboro - 11/4/23
6 TD Noah Grover, 8, at Gannon - 10/30/21
7+ TD Noah Grover, 8, at Gannon - 10/30/21

Slippery Rock's Offense Went for...

Less than 300 Yards 229 at Kutztown - 11/11/23
400 Yards 458 at Tiffin - 11/25/23
450 Yards 458 at Tiffin - 11/25/23
500 Yards 521 vs. East Stroudsburg - 11/18/23
550 Yards 670 at Edinboro - 11/4/23
More than 600 Yards 670 at Edinboro - 11/4/23

A Receiver Had...

100 Yards Kyle Sheets (104), Cohen Russell (180), at Edinboro -11/4/23
150 Yards Kyle Sheets, 210, vs. Millersville - 9/16/23
175 Yards Kyle Sheets, 210, vs. Millersville - 9/16/23
200 Yards Kyle Sheets, 210, vs. Millersville - 9/16/23
10 Rec. Kyle Sheets, 12, vs. Millersville - 9/16/23
2 TD Cohen Russell, 3, at Edinboro - 11/4/23
3 TD Cohen Russell, 3, at Edinboro - 11/4/23
4 TD Marcus Johnson, 4, at Gannon - 9/23/17

Two Receivers Had...

100 Yards at Edinboro - 11/4/23
Cohen Russell (180) and Kyle Sheets (104)

Three Receivers Had...

100 Yards at Gannon - 9/23/17
Marcus Johnson (183), Milly Raye (125), Andrew Bridgeforth (115)

A Player Had A Return TD...

Kickoff Kylon Wilson, 90 yards, at Tiffin - 11/25/23
3+ Kickoff return TD in same year DJ Flick, 3 - 2000
Punt Jermaine Wynn Jr., 77 yards, vs. Clarion - 10/2/21
Fumble Arison Sanders, 21, at Gannon, 11/9/19
INT Jalen Dangerfield, 23, vs. California (Pa.) - 10/21/23

A Kicker Made...

3 FG Jake Chapla, 3, at #14 Indiana (Pa.) - 10/6/18
4 FG John Katsaouni, 4, at California (Pa.) - 10/4/03
40+ Yard FG DJ Opsatnik, 42 yards, vs. Lock Haven - 9/18/21
50+ Yard FG Jake Chapla, 51 yards, vs. Mercyhurst - 9/29/18

Slippery Rock as a Team Had...

Less than 20 Points L, 7-31 at Kutztown - 11/11/23
20-29 Points W, 28-17 vs. Wayne State - 9/2/23
30-35 Points W, 35-14 at Seton Hill - 9/23/23
36+ Points W, 45-35 at Tiffin - 11/25/23
40+ Points W, 45-35 at Tiffin - 11/25/23
50+ Points W, 56-18 at Edinboro - 11/4/23
Shutout W, 31-0 at Clarion - 10/29/22

Slippery Rock as a Team Allowed...

Less than 20 Points W, 45-14 vs. East Stroudsburg - 11/18/23
20+ Points W, 45-35 at Tiffin - 11/25/23
30+ Points W, 45-35 at Tiffin - 11/25/23
35+ Points W, 45-35 at Tiffin - 11/25/23
40+ Points L, 21-48 vs. Indiana (Pa.) - 10/16/21
45+ Points L, 21-48 vs. Indiana (Pa.) - 10/16/21
50+ Points L, 15-58 vs. #4 Minnesota State - 12/14/19
Shutout L, 0-17 at Indiana (Pa.) - 9/25/10

SINGLE-SEASON RECORDS

Rushing Yards

#	Name	Year	Yards
1	Wes Hills	2018	1,714
2	LaMonte Coleman	1994	1,601
3	Shamar Greene	2015	1,545
4	Shamar Greene	2014	1,482
5	Dorrian Glenn	2001	1,448
6	LaMonte Coleman	1993	1,396
7	Ed O'Reilly	1974	1,384
8	Akeem Satterfield	2010	1,352
9	Greg Paterra	1988	1,296
10	Charles Sanders	1984	1,280

Rushing Touchdowns

#	Name	Year	TDs
1	LaMonte Coleman	1994	21
2	Akeem Satterfield	2010	20
3	Julian Durden	2015	19
3	Dorrian Glenn	2001	19
5	Wes Hills	2018	17
6	Stan Kennedy	1999	16
7	Rick Magulick	1997	15
7	LaMonte Coleman	1993	15
7	Josh Kniess	2005	15
7	Stan Kennedy	1997	15
11	Shamar Greene	2015	14
11	Scott Opalsky	1989	14
11	Teddy Blakeman	2013	14
-	Isaiah Edwards	2023	13

Rushing Yards Per Game

#	Name	Year	YPG
1	LaMonte Coleman	1994	160.1
2	Dorrian Glenn	2001	144.8
3	Wes Hills	2018	142.8
4	Corey Manfull	2007	139.8
5	LaMonte Coleman	1993	139.6
6	Ed O'Reilly	1973	135.3
7	Akeem Satterfield	2010	135.2
8	Rick Porter	1981	131.0
9	Greg Paterra	1988	129.6
10	Shamar Greene	2015	128.8

Rushing Attempts

#	Name	Year	Att.
1	Ed O'Reilly	1974	287
2	Shamar Greene	2015	273
3	Scott Opalsky	1989	270
3	Greg Paterra	1988	270
5	Charles Sanders	1984	269
6	LaMonte Coleman	1994	264
7	Akeem Satterfield	2010	263
8	Rick Magulick	1998	257
9	LaMonte Coleman	1993	256
10	Greg Paterra	1987	252

Passing Attempts

#	Name	Year	Att.
1	Roland Rivers III	2019	481
2	Dante Nania	2015	456
3	Tanner Garry	2017	437
4	Nigel Barksdale	2013	427
5	Brayden Long	2023	407
6	Cody Endres	2011	374
7	Don King III	2016	372
8	Noah Grover	2022	369
9	Roland Rivers III	2018	341
10	Chad Vogt	1995	282
10	Randy McKavish	1998	282

Passing Completions

#	Name	Year	Com.
1	Roland Rivers III	2019	322
2	Brayden Long	2023	279
3	Tanner Garry	2017	268
4	Dante Nania	2015	250
5	Nigel Barksdale	2013	247
6	Noah Grover	2022	236
7	Don King III	2016	227
8	Cody Endres	2011	220
9	Roland Rivers III	2018	198
10	Chad Vogt	1995	167
11	Nate Crookshank	2006	165

Passing Yards

#	Name	Year	Yards
1	Roland Rivers III	2019	4,460
2	Nigel Barksdale	2013	3,736
3	Tanner Garry	2017	3,522
4	Brayden Long	2023	3,486
5	Noah Grover	2022	3,122
6	Dante Nania	2015	3,121
7	Roland Rivers III	2018	2,721
8	Don King III	2016	2,668
8	Cody Endres	2011	2,551
10	Andrew Koester	2021	2,318
11	Nate Crookshank	2007	2,196

Passing Touchdowns

#	Name	Year	TDs
1	Roland Rivers III	2019	52
2	Brayden Long	2023	35
3	Tanner Garry	2017	32
4	Dante Nania	2015	31
5	Nigel Barksdale	2013	30
6	Roland Rivers III	2018	28
7	Noah Grover	2022	27
8	Don King III	2016	24
9	Andrew Koester	2021	23
9	Nate Crookshank	2007	23
11	John Linhart	1992	21
11	Cody Endres	2011	21

Passing Yards Per Game (Min. 6 Games)

#	Name	Year	YPG
1	Tanner Garry	2017	320.2
2	Roland Rivers III	2019	318.6
3	Nigel Barksdale	2013	311.3
4	Andrew Koester	2021	289.8
5	Brayden Long	2023	268.2
6	Don King III	2016	266.8
7	Noah Grover	2022	260.2
8	James Poldiak	1993	246.1
9	Cody Endres	2011	231.9
10	Roland Rivers III	2018	226.8
11	Dante Nania	2015	222.9

Receiving Yards

#	Name	Year	Yards
1	Henry Litwin	2019	1,509
2	John Schademan	2013	1,484
3	Jermaine Wynn Jr.	2019	1,339
4	Greg Hopkins	1994	1,283
5	Greg Hopkins	1993	1,229
6	Marcus Johnson	2017	1,214
7	Kyle Sheets	2023	1,158
8	Henry Litwin	2021	1,042
9	Cohen Russell	2023	1,031
10	Ryan McKavish	2002	1,030
11	Devin Goda	2011	1,028
11	Milly Raye	2017	959

Receptions

#	Name	Year	Rec.
1	Henry Litwin	2019	103
2	Jermaine Wynn Jr.	2019	95
3	Greg Hopkins	1994	83
4	Greg Hopkins	1993	79
5	John Schademan	2013	77
6	Milly Raye	2017	76
7	Devin Goda	2011	75
8	Kyle Sheets	2023	73
9	Marcus Johnson	2017	72
10	Henry Litwin	2021	67
11	Cohen Russell	2023	62
12	Ryan McKavish	2002	61

Touchdown Receptions

#	Name	Year	TDs
1	Henry Litwin	2019	21
2	Kyle Sheets	2023	17
3	Jermaine Wynn Jr.	2019	15
4	John Schademan	2013	15
5	Marcus Johnson	2017	14
6	Henry Litwin	2021	13
6	Marcus Johnson	2016	13
8	Greg Hopkins	1994	12
9	Paul Favers	2007	11
9	Devin Goda	2011	11
11	DJ Flick	1998	10
12	Kyle Sheets	2022	9
12	Cinque Sweeting	2019	9
12	3 More Tied	-	9

Receptions Per Game (Min. 5 Games)

#	Name	Year	YPG
1	Greg Hopkins	1994	8.3
2	Greg Hopkins	1993	7.9
3	Milly Raye	2017	7.6
4	Henry Litwin	2019	7.4
5	Jermaine Wynn Jr.	2019	6.8
5	Devin Goda	2011	6.8
7	Marcus Johnson	2017	6.6
8	John Schademan	2013	6.4
9	Kyle Sheets	2023	5.6
9	Henry Litwin	2021	5.6
9	Ryan McKavish	2002	5.6

Yards Per Catch (Min. 20 Catches)

#	Name	Year	YPC
1	DJ Flick	1998	29.9
2	Duane Hitchcock	1993	22.9
3	Paul Favers	2007	22.7
4	Matt Merhaut	1992	20.8
5	Tim Braun	1974	19.8
6	Wade Acker	1984	19.7
7	John Schademan	2012	19.5
8	Mike Merhaut	2018	19.4
9	Barry McCracken	1983	19.4
10	John Schademan	2013	19.3

Total Offensive Yards

#	Name	Year	Yards
1	Roland Rivers III	2019	5,160
2	Nigel Barksdale	2013	4,199
3	Brayden Long	2023	3,544
4	Tanner Garry	2017	3,460
5	Dante Nania	2015	3,438
6	Roland Rivers III	2018	3,318
7	Noah Grover	2022	3,198
8	Don King III	2016	2,818
9	Randy McKavish	1997	2,558
10	Cody Endres	2011	2,555
11	Randy McKavish	2000	2,536

Total Points Scored

#	Name	Year	Points
1	Henry Litwin	2019	128
2	LaMonte Coleman	1994	126
3	Akeem Satterfield	2010	120
4	Jake Chapla	2018	117
5	Jake Chapla	2019	115
6	Julian Durden	2015	114
6	Dorrian Glenn	2001	114
8	Kyle Sheets	2023	102
8	Wes Hills	2018	102
8	Josh Kniess	2004	102
8	Marcus Johnson	2017	102
12	Shamar Greene	2015	98
13	Jermaine Wynn Jr.	2019	96

Total Touchdowns Scored

#	Name	Year	TDs
1	Henry Litwin	2019	21
1	LaMonte Coleman	1994	21
3	Akeem Satterfield	2010	20
4	Julian Durden	2015	19
4	Dorrian Glenn	2001	19
6	Kyle Sheets	2023	17
6	Wes Hills	2018	17
6	Josh Kniess	2004	17
6	Marcus Johnson	2017	17
10	Jermaine Wynn Jr.	2019	16
10	Shamar Greene	2015	16
10	Josh Kniess	2005	16
10	3 more tied	-	16

Extra Points Made

#	Name	Year	EP
1	Jake Chapla	2019	79
2	Jake Chapla	2018	66
3	Kevin Roberts	2023	64
4	Jake Chapla	2017	53
4	Mike Wainauskis	2014	53
6	DJ Opsatnik	2021	52
6	Mike Wainauskis	2013	52
8	DJ Opsatnik	2022	51
9	CJ Bahr	2007	50
10	Morgan Anderson	1999	49
10	Morgan Anderson	1998	49

Field Goals Made

#	Name	Year	FG
1	Jake Chapla	2018	17
2	John Katsaouni	2003	14
3	Morgan Anderson	1999	13
3	Kurt Brackman	2011	13
5	Jake Chapla	2019	12
5	Morgan Anderson	1998	12
7	Jake Chapla	2017	11
7	Jake Chapla	2016	11
9	Mike Wainauskis	2014	10
9	Joe Field	1994	10
9	CJ Bahr	2010	10
9	CJ Bahr	2008	10
9	Ryan Daniel	2004	10

Yards Per Punt (Min. 10 Punts)

#	Name	Year	Avg.
1	James McCombie	2013	43.2
2	Jeff Williams	1985	42.9
2	Joe Horn	1975	42.9
4	Kyle Witman	2008	42.5
5	Jeff Williams	1983	42.4
6	Jeff Williams	1982	41.9
7	Kyle Witman	2009	41.8
8	Andrew Huska	2015	41.5
9	James McCombie	2011	40.9
10	Joe Professori	1994	40.7

Punt Return Yards

#	Name	Year	Yards
1	Josh Kniess	2005	424
2	Robert Doiley	2010	420
3	Josh Kniess	2004	414
4	DJ Flick	1998	413
5	DJ Flick	1999	318
6	Jermaine Wynn Jr.	2021	301
7	Jaimire Dutrieuille	2015	277
8	DJ Flick	2000	268
9	Jermaine Wynn Jr.	2018	251
10	Bob Brown	1987	236
11	2 Tied	-	225

Kick Return Yards

#	Name	Year	Yards
1	Jaimire Dutrieuille	2012	686
2	Drew Scales	2014	685
3	Anthony Walls	2008	674
4	Drew Scales	2016	637
5	Kylon Wilson	2023	623
6	Jeff Jackson	2009	575
7	DJ Flick	2000	558
8	Marcus Johnson	2017	530
9	Brian Polk	1999	513
10	Mark Carter	2018	501
11	Rodney Wilson	1997	489

All Purpose Yards

#	Name	Year	Yards
1	Marcus Johnson	2017	1,993
2	Wes Hills	2018	1,907
3	Josh Kniess	2005	1,839
4	Rick Porter	1981	1,816
5	Josh Kniess	2004	1,780
6	Shamar Greene	2014	1,755
7	LaMonte Coleman	1994	1,738
8	Shamar Greene	2015	1,609
9	John Schademan	2013	1,569
10	Greg Paterra	1988	1,567

Sacks

#	Name	Year	Sacks
1	Marcus Martin	2014	16.0
2	Marcus Martin	2015	15.5
2	Marcus Martin	2017	15.5
4	Tyler Boudreau	2007	12.0
4	Matt Kinsinger	1997	12.0
6	Chad Kuhn	2019	11.5
6	Matt Kinsinger	1996	11.5
8	D.J. Adediwura	2022	10.5
8	Ian Anderson	1999	10.5
8	Cory Lacek	2005	10.5
11	Casey Vogt	1997	10.0
11	Ed Robinson	1984	10.0
11	Rob Anthony	1998	10.0

Interceptions

#	Name	Year	Avg.
1	Brandon Watters	2011	8
1	Brian Polk	1998	8
1	Tony Robinson	1991	8
4	Brian Polk	1999	7
5	Kyle Hall	2018	6
5	Derrick Fulmore	2014	6
5	Jim Urbano	2001	6
5	Bret Geishouser	1997	6
5	Tony Robinson	1992	6
5	Mike Allshouse	1992	6
5	Donovan Wright	1988	6
5	Chuck Debor	1983	6
5	Tony Nicastro	1974	6
14	Josh Stokes	2024	5

CAREER RECORDS**Rushing Yards**

#	Name	Years	Yards
1	Shamar Greene	2013-16	4,275
2	Stan Kennedy	1997-00	3,932
3	Rick Magulick	1995-98	3,611
4	Josh Kniess	2002-05	3,527
5	Dorrian Glenn	1998-01	3,333
6	LaMonte Coleman	1992-94	3,166
7	Greg Paterra	1986-88	3,149
8	Rick Porter	1978-81	3,124
9	Akeem Satterfield	2009-12	3,037
10	Charles Sanders	1982-85	2,671

Rushing Touchdowns

#	Name	Years	TDs
1	Stan Kennedy	1997-00	52
2	Dorrian Glenn	1998-01	43
3	Josh Kniess	2002-05	39
4	Rick Magulick	1995-98	38
5	LaMonte Coleman	1992-94	37
6	Shamar Greene	2013-16	35
6	Akeem Satterfield	2009-12	35
8	Greg Paterra	1986-88	27
9	Scott Opalsky	1987-90	26
10	Corey Manfull	2004-08	23
11	Teddy Blakeman	2013-14	22
11	Isiah Neely	2014-17	22

Rushing Yards Per Game (min 10 games)

#	Name	Years	Yards
1	Wes Hills	2018	142.8
2	Ed O'Reilly	1973-74	130.1
3	Shamar Greene	2013-16	106.9
4	Greg Paterra	1986-88	105.0
5	LaMonte Coleman	1992-94	102.1
6	Rick Porter	1978-81	94.7
7	Ray Wagner	1969	88.6
8	Josh Kniess	2002-05	86.0
9	Frank Barnes	1969-70	82.6
10	Akeem Satterfield	2009-12	82.1
11	Stan Kennedy	1997-00	81.9

Rushing Attempts

#	Name	Years	Att.
1	Rick Magulick	1995-98	756
2	Shamar Greene	2013-16	737
3	Stan Kennedy	1997-00	732
4	Josh Kniess	2002-05	727
5	Rick Porter	1978-81	663
6	Charles Sanders	1982-85	658
7	Greg Paterra	1986-88	644
8	Akeem Satterfield	2009-12	572
9	LaMonte Coleman	1992-94	560
10	Dorrian Glenn	1998-01	537
10	Scott Opalsky	1987-90	537

Passing Attempts

#	Name	Years	Att.
1	Randy McKavish	1997-00	1,060
2	Nate Crookshank	2004-07	989
3	Roland Rivers III	2018-19	822
4	John Linhart	1989-92	661
5	James Poldiak	1990-94	644
6	Nigel Barksdale	2012-13	595
7	Don Christian	1980-83	589
8	Noah Grover	2021-22	575
9	Chad Vogt	1994-96	551
10	Dante Nania	2015	456
11	Brayden Long	2021-	452
12	Mike Sachire	1976-79	445
13	Tanner Garry	2017	437

Passing Completions

#	Name	Years	Comp.
1	Nate Crookshank	2004-07	558
2	Randy McKavish	1997-00	523
3	Roland Rivers III	2018-19	520
4	Noah Grover	2021-22	373
5	John Linhart	1989-92	354
6	James Poldiak	1990-94	344
7	Nigel Barksdale	2012-13	342
8	Brayden Long	2021-	305
9	Chad Vogt	1994-96	299
10	Don Christian	1980-83	272
11	Tanner Garry	2017	268
12	Dante Nania	2015	250

Passing Yards

#	Name	Years	Yards
1	Randy McKavish	1997-00	7,634
2	Nate Crookshank	2004-07	7,367
3	Roland Rivers III	2018-19	7,181
4	Nigel Barksdale	2012-13	5,151
5	James Poldiak	1990-94	4,963
6	Noah Grover	2021-22	4,882
7	John Linhart	1989-92	4,637
8	Chad Vogt	1994-96	4,087
9	Don Christian	1980-83	4,013
10	Brayden Long	2021-	3,735
11	Tanner Garry	2017	3,522
12	Dante Nania	2015	3,121

Passing Touchdowns

#	Name	Years	TDs
1	Roland Rivers III	2018-19	80
2	Nate Crookshank	2004-07	60
3	Randy McKavish	1997-00	59
4	Noah Grover	2021-22	45
5	Nigel Barksdale	2012-13	44
6	John Linhart	1989-92	40
7	Brayden Long	2021-	36
8	Chad Vogt	1994-96	35
9	James Poldiak	1990-94	33
10	Tanner Garry	2017	32
11	Dante Nania	2015	31
12	Andrew Koester	2017-21	30
13	Don Christian	1980-83	28

Passing Yards Per Game (Min. 10 starts)

#	Name	Years	YPG
1	Tanner Garry	2017	320.2
2	Roland Rivers III	2018-19	276.2
3	Don King III	2016	266.8
4	Nigel Barksdale	2012-13	245.3
5	Noah Grover	2021-22	244.1
6	Cody Endres	2011	231.9
7	Dante Nania	2015	222.9
8	Brayden Long	2021-	186.8
9	Nate Crookshank	2004-07	171.3
9	James Poldiak	1990-94	160.1
10	Randy McKavish	1997-00	155.8

Passing Completion % (min 10 starts)

#	Name	Years	%
1	Brayden Long	2021-	67.5
2	Noah Grover	2021-22	64.9
3	Roland Rivers III	2018-19	63.2
4	Jared Buck	2011-14	63.0
5	Tanner Garry	2017	61.3
6	Don King III	2016	61.0
7	Zack Newsock	2013-16	59.3
8	Andrew Koester	2017-21	59.0
9	Cody Endres	2011	58.8
10	Nigel Barksdale	2012-13	57.5
11	Tim Nunes	1971-72	57.4

Receiving Yards

#	Name	Years	Yards
1	Henry Litwin	2017-21	3,392
2	Greg Hopkins	1991-94	3,382
3	Jermaine Wynn Jr.	2018-21	2,858
4	Milly Raye	2014-17	2,437
5	Kyle Sheets	2019-	2,412
6	Devin Goda	2008-11	2,259
7	John Schademan	2010-13	2,245
8	Marcus Johnson	2015-17	2,238
9	Wade Acker	1981-85	2,203
10	Jaimire Dutrieuille	2012-15	2,177
11	DJ Flick	1998-01	2,005
12	Cohen Russell	2019-	1,728
13	Ken Amos	2009-13	1,646

Receptions

#	Name	Years	Rec.
1	Henry Litwin	2017-21	221
2	Greg Hopkins	1991-94	215
3	Jermaine Wynn Jr.	2018-21	202
4	Milly Raye	2014-17	191
5	Devin Goda	2008-11	173
6	Jaimire Dutrieuille	2012-15	172
7	Kyle Sheets	2019-	151
8	Colin Golden	2004-07	137
9	Marcus Johnson	2015-17	133
10	John Schademan	2010-13	128
11	Wade Acker	1981-85	125
12	Drew Scales	2013-16	123
-	Cohen Russell	2019-	120

Receiving Touchdowns

#	Name	Years	TDs
1	Henry Litwin	2017-21	42
2	Jermaine Wynn Jr.	2018-21	32
3	Kyle Sheets	2019-	29
4	Greg Hopkins	1991-94	28
4	Marcus Johnson	2015-17	28
6	Milly Raye	2014-17	24
7	DJ Flick	1998-01	21
8	Jaimire Dutrieuille	2012-15	20
9	John Schademan	2010-13	19
9	Wade Acker	1981-85	19
11	Cinque Sweeting	2019-21	17
11	Devin Goda	2008-11	17

Yards Per Catch

#	Name	Years	YPC
1	DJ Flick	1998-01	19.85
2	Matt Merhaut	1989-92	18.98
3	Paul Favers	2004-07	18.42
4	Calvin Kuiken	1993-96	17.98
5	Melvin German	2014	17.78
6	Luke Wetzell	2003-06	17.66
7	Wade Acker	1981-85	17.62
8	John Schademan	2010-13	17.54
9	Barry McCracken	1980-83	17.53
10	Duane Hitchcock	1990-93	17.51

All Purpose Yards

#	Name	Years	Yards
1	Josh Kniess	2002-05	5,188
2	DJ Flick	1998-01	4,773
3	Shamar Greene	2013-16	4,736
4	Stan Kennedy	1997-00	4,162
5	Jermaine Wynn Jr.	2017-21	4,150
6	Rick Porter	1978-81	4,149
7	Jaimire Dutrieuille	2012-15	3,933
8	Rick Magulick	1995-98	3,817
9	Dorrian Glenn	1998-01	3,701
10	Wade Acker	1981-85	3,696
11	Drew Scales	2013-16	3,677

Total Offensive Yards

#	Name	Years	Yards
1	Randy McKavish	1997-00	9,703
2	Nate Crookshank	2004-07	8,249
3	Roland Rivers III	2018-19	8,210
4	Nigel Barksdale	2012-13	6,121
5	James Poldiak	1990-94	4,779
6	Noah Grover	2021-22	4,662
7	John Linhart	1989-92	4,583
8	Chad Vogt	1994-96	4,523
9	Don Christian	1980-83	4,374
10	Shamar Greene	2012-16	4,275
11	Stan Kennedy	1997-00	3,932
-	Brayden Long	2021-	3,808

Points Scored

#	Name	Years	Pts.
1	Jake Chapla	2016-19	390
2	Stan Kennedy	1997-00	318
3	Josh Kniess	2002-05	276
4	Morgan Anderson	1997-00	266
5	Dorrian Glenn	1998-01	264
6	Henry Litwin	2017-21	252
6	CJ Bahr	2007-10	242
6	Rick Magulick	1995-98	242
9	LaMonte Coleman	1992-94	228
10	Shamar Greene	2013-16	224
11	Akeem Satterfield	2009-12	216
12	Jermaine Wynn Jr.	2018-21	204

Total Touchdowns Scored

#	Name	Years	TDs
1	Stan Kennedy	1997-00	53
2	Josh Kniess	2002-05	46
3	Dorrian Glenn	1998-01	44
4	Henry Litwin	2017-21	42
5	Rick Magulick	1995-98	40
6	LaMonte Coleman	1992-94	38
7	Shamar Greene	2013-16	37
8	Akeem Satterfield	2009-12	36
9	Jermaine Wynn Jr.	2018-21	34
10	Greg Paterra	1986-88	31
10	DJ Flick	1998-01	31
10	Marcus Johnson	2015-17	31
-	Kyle Sheets	2019-	29

Extra Points Made

#	Name	Years	EP
1	Jake Chapla	2016-19	237
2	Morgan Anderson	1997-00	161
3	CJ Bahr	2007-10	137
4	Mike Wainauskis	2012-15	134
5	Ed Kelly	1973-76	104
6	DJ Opsatnik	2021-	103
7	Ryan Daniel	2004-06	101
8	Kurt Brackman	2009-12	96
9	Joe Field	1993-96	88
10	Pete Banaszak	1990-92	84
11	Kevin Roberts	2023-	64

Field Goals Made

#	Name	Years	FG
1	Jake Chapla	2016-19	51
2	CJ Bahr	2007-10	35
2	Morgan Anderson	1997-00	35
4	Joe Field	1993-96	26
5	Ryan Daniel	2004-06	24
6	Mike Wainauskis	2012-15	21
7	Ed Kelly	1973-76	20
7	Kurt Brackman	2009-12	20
9	Pete Banaszak	1990-92	19
10	John Katsaouni	2002-03	18
11	Craig Mahek	1986-89	17

Yards Per Punt (min 40 attempts)

#	Name	Years	Avg.
1	Jeff Williams	1982-85	41.8
2	Kyle Witman	2006-09	40.9
3	Joe Professori	1993-94	40.7
4	James McCombie	2010-13	40.5
5	Joe Horn	1974-75	40.1
6	Andrew Huska	2014-15	39.6
7	Kevin Morgan	1990-93	37.6
7	Josiah Davis	2016-17	37.6
9	Jake Chapla	2016-19	37.5
10	Bob Hood	1971-73	37.4
11	Mike Halberg	1999-02	37.3

Punt Return Yards

#	Name	Years	Yards
1	DJ Flick	1998-01	1,183
2	Josh Kniess	2002-05	917
3	Robert Doiley	2007-10	733
4	Jermaine Wynn Jr.	2018-21	732
5	Drew Scales	2013-16	494
6	Troy Keefer	1984-86	476
7	Jaimire Dutrieuille	2012-15	421
8	John Suvoy	1970-72	370
9	Anthony Walls	2006-08	348
10	Matt Tack	2001-04	276
11	Brian Polk	1996-99	268
-	Cohen Russell	2019-	127

Yards Per Punt Return (Min. 20 att.)

#	Name	Years	Avg.
1	Josh Kniess	2002-05	17.9
2	Marcus Johnson	2015-17	15.6
3	Jaimire Dutrieuille	2012-15	13.2
4	Admire Carter	2010-14	12.3
5	Jermaine Wynn Jr.	2018-21	11.8
5	DJ Flick	1998-01	11.8
7	Troy Keefer	1984-86	11.3
8	Robert Doiley	2007-10	11.2
9	Milly Raye	2014-17	10.9
10	John Suvoy	1970-72	9.7
11	Herb Lippencott	1985-90	9.5
12	Paul Favers	2004-07	9.2

Kick Return Yards

#	Name	Years	Yards
1	Drew Scales	2013-16	1,851
2	Paul Favers	2004-07	1,654
3	DJ Flick	1998-01	1,554
4	Brian Polk	1996-99	1,160
5	Jaimire Dutrieuille	2012-15	1,144
6	Anthony Walls	2006-08	1,127
7	Wade Acker	1981-85	1,032
8	Bret Geishouser	1994-97	1,027
9	Scott Bennett	1974-76	751
10	Kris Boschele	1994-97	722
-	Kylon Wilson	2023-	623

Yards Per Kick Return (Min. 20 att.)

#	Name	Years	Avg.
1	AJ Saunders	2006-09	29.6
2	Bret Geishouser	1994-97	29.3
3	Kylon Wilson	2023-	28.3
3	Brian Polk	1996-99	28.3
5	Marcus Johnson	2015-17	27.9
6	DJ Flick	1998-01	27.8
7	Nate Stewart	1997-00	27.7
8	Rodney Wilson	1994-97	27.4
9	Drew Scales	2013-16	27.2
10	Olando Dulin	1994	26.3
11	Akeem Satterfield	2009-12	25.8
12	Jay Wagner	1969	25.4

Tackles

#	Name	Years	Tkls.
1	Sam James	1991-95	408
2	Dave Linton	1984-86	402
3	Rich Moskal	1985-88	358
3	Shawn Rohrer	1994-97	358
5	Mike Waszczuk	1997-00	337
6	Terry Factor	1971-73	331
7	Terry Jordan	1988-91	326
8	Zach Sheridan	2008-11	315
9	Mike Welhorsky	1996-99	313
10	John Dahlstrand	1979-82	309

Tackles For Loss

#	Name	Years	TFLs
1	Marcus Martin	2014-17	92.5
2	Matt Kinsinger	1995-98	60.0
3	Cory Lacek	2005-07	55.5
4	Chad Kuhn	2017-21	45.0
4	Mike Campbell	1985-88	43.0
6	Rob Anthony	1995-98	42.0
7	Casey Vogt	1996-99	41.0
8	Clinton Forsha	2004-07	39.0
9	Cody Conway	2013-16	38.5
10	Brian Godfrey	2001-04	38.0
11	Tyler Boudreau	2005-08	37.5
12	John Sikora	1989-92	37.0
13	James Ward	1990-93	35.0
13	Mike Elwood	1989-93	35.0
-	Munchie Johnson	2021-	27.5

Sacks

#	Name	Years	Sacks
1	Marcus Martin	2014-17	56.0
2	Matt Kinsinger	1995-98	32.0
3	Chad Kuhn	2017-21	29.0
4	Cory Lacek	2005-07	26.5
4	Rob Anthony	1995-98	25.0
4	Tyler Boudreau	2005-08	25.0
7	Ed Robinson	1982-85	24.0
8	Casey Vogt	1996-99	23.5
9	Mike Campbell	1985-88	22.5
10	James Ward	1990-93	21.0
11	Cody Conway	2013-16	18.0
12	Mike Welhorsky	1996-99	17.5

Interceptions

#	Name	Years	INTs
1	Brian Polk	1996-99	17
1	Robert Culp	1989-92	17
1	Tony Robinson	1989-92	17
4	Jim Urbano	1998-01	16
5	Derrick Fulmore	2013-16	14
5	Brandon Watters	2008-11	14
7	Bret Geishouser	1994-97	13
8	Donovan Wright	1986-88	12
9	Kyle Hall	2015-18	11
9	Mike Allshouse	1991-95	11
9	Chuck Debor	1980-83	11
12	Anthony Saunders	2009-13	10

Passes Defended

#	Name	Years	PD
1	Bret Geishouser	1994-97	57
2	Admire Carter	2011-14	44
3	Robert Culp	1989-92	42
4	Brian Polk	1996-99	40
5	Anthony Saunders	2009-13	39
6	Tony Emanuele	1979-82	38
7	Mike Allshouse	1991-95	34
7	Tony Robinson	1989-92	34
9	Brandon Watters	2008-11	33
10	Jim Urbano	1998-01	31
10	Donovan Wright	1986-88	31

Fumbles Forced

#	Name	Years	FF
1	Ed Robinson	1982-85	10
2	Mike Campbell	1985-88	8
3	Chad Kuhn	2017-21	7
3	Dave Linton	1984-86	7
3	Rodney Wilson	1994-97	7
3	Shawn Rohrer	1994-97	7
7	Marcus Martin	2014-17	6
7	Rahmon Hart	1990-93	6
7	Tyler Boudreau	2005-08	6
10	Trysten McDonald	2017-21	5
10	Terry Jordan	1988-91	5
12	Tim Vernick	2017-21	4
12	Cody Conway	2013-16	4
12	Mike Grata	2011-15	4
12	14 others tied	-	4

Fumbles Recovered

#	Name	Years	FR
1	Rob Anthony	1995-98	10
2	Sam James	1991-95	7
2	Marcus Martin	2014-17	7
4	Louis Jamison	2000-03	6
4	Ken Minnear	1973-74	6
4	Mike Waszczuk	1997-00	6
4	Rodney Wilson	1994-97	6
4	Mike Forneris	1978-82	6
4	Matt Mager	2000-03	6
4	Mike Campbell	1985-88	6
11	Jesse Kelley	2001-04	5
11	Matt Kinsinger	1995-98	5
11	Don Schuetz	1974-76	5
11	Rich Moskal	1985-88	5
-	Cottrell Hatchett	2022-	3
-	Ben Lane	2023-	3

SLIPPERY ROCK NCAA PLAYOFF RECORD BOOK

NCAA All-Time Playoff Appearances: 12 (1974 (D3), 1997, 1998, 1999, 2013, 2014, 2015, 2018, 2019, 2021, 2022, 2023)

NCAA DII Playoff Appearances: 11 (1997, 1998, 1999, 2013, 2014, 2015, 2018, 2019, 2021, 2022, 2023)

NCAA All-Time Playoff Record: 12-11 (game-by-game scores on next page)

NCAA D2 Playoff Record: 12-10

First Appearance: 1974 (D3)

Last Appearance: 2023

RUSH ATTEMPTS

Rank	Name	Year	Opponent	Att.
1	Wes Hills	2018	LIU Post	33
2	Shamar Greene	2015	Assumption	31
3	Charles Snorweah	2019	Notre Dame	26
4	Wes Hills	2018	New Haven	23
t5	Charles Snorweah	2019	Shepherd	21
t5	Shamar Greene	2015	Virginia Union	21
t5	Rick Magulick	1998	Grand Valley State	21
t5	Stan Kennedy	1999	Indiana (Pa.)	21
t9	Wes Hills	2018	Notre Dame	19
t9	Shamar Greene	2015	Shepherd	19

RUSHING YARDS

Rank	Name	Year	Opponent	Yards
1	Wes Hills	2018	New Haven	188
2	Wes Hills	2018	LIU Post	167
3	Charles Snorweah	2019	Shepherd	163
4	Shamar Greene	2015	Assumption	160
t5	Wes Hills	2018	Notre Dame	154
t5	Shamar Greene	2015	Virginia Union	154
7	Stan Kennedy	1998	Carson-Newman	113
8	Charles Snorweah	2019	Notre Dame	103
9	Chris D'Or	2023	East Stroudsburg	90
10	Chris D'Or	2023	Tiffin	89

RUSHING TOUCHDOWNS

Rank	Name	Year	Opponent	TD
t1	Wes Hills	2018	New Haven	3
t1	Stan Kennedy	1998	Shepherd	3
t3	Chris D'Or	2023	Tiffin	2
t3	Isaiah Edwards	2023	East Stroudsburg	2
t3	Charles Snorweah	2019	Shepherd	2
t3	Roalnd Rivers III	2019	Notre Dame	2
t3	Shamar Greene	2015	Virginia Union	2

YARDS PER CARRY (MIN. 10 ATT.)

Rank	Name	Year	Opponent	YPC (ATT-YDS)
1	Wes Hills	2018	New Haven	8.2 (23-188)
2	Wes Hills	2018	Notre Dame	8.1 (19-154)
3	Charles Snorweah	2019	Shepherd	7.8 (21-163)
4	Randy McKavish	1999	Indiana	7.5 (11-82)
5	Shamar Greene	2015	Virginia Union	7.3 (21-154)
6	Khalid Dorsey	2023	Tiffin	7.0 (10-70)
7	Stan Kennedy	1998	Carson-Newman	6.6 (17-113)
t8	Khalid Dorsey	2023	East Stroudsburg	6.1 (14-85)
t8	Chris D'Or	2022	Shepherd	6.1 (13-79)
10	Chris D'Or	2023	East Stroudsburg	6.0 (15-90)
11	Shamar Greene	2015	Assumption	5.2 (31-164)
12	Wes Hills	2018	LIU Post	5.1 (33-167)

LONGEST RUSH

Rank	Name	Year	Opponent	Yards
1	Shamar Greene	2015	Virginia Union	59
2	Wes Hills	2018	Notre Dame	53
3	Khalid Dorsey	2023	Tiffin	49
4	Chris D'Or	2023	Tiffin	48
5	Kylon Wilson	2023	East Stroudsburg	46*
6	Michael Henwood	2022	Shepherd	43*
7	Chris D'Or	2023	East Stroudsburg	42
8	Wes Hills	2018	LIU Post	41
9	Wes Hills	2018	New Haven	39
10	Charles Snorweah	2019	Shepherd	38

* fake punts

PASSING YARDS

Rank	Name	Year	Opponent	Yards
1	Roland Rivers III	2019	Notre Dame	436
2	Roland Rivers III	2019	Shepherd	416
3	Noah Grover	2022	Shepherd	317
4	Noah Grover	2021	Notre Dame	336
5	Randy McKavish	1998	Grand Valley State	277
6	Randy McKavish	1997	Ashland	255
t7	Dante Nania	2015	Shepherd	253
t7	Dante Nania	2015	Virginia Union	249
9	Roland Rivers III	2018	New Haven	249
10	Brayden Long	2023	East Stroudsburg	234

PASSING TOUCHDOWNS

Rank	Name	Year	Opponent	TDs
1	Roland Rivers III	2019	Notre Dame	6
t2	Roland Rivers III	2019	Shepherd	4
t2	Roland Rivers III	2018	New Haven	4
t2	Randy McKavish	1998	Grand Valley State	4
t5	Dante Nania	2015	Virginia Union	3
t5	Dante Nania	2015	Assumption	3
t5	Zack Newsock	2014	West Chester	3
t5	Randy McKavish	1997	Ashland	3
t9	Roland Rivers III	2019	Minnesota State	2
t9	Noah Grover	2022	Shepherd	2

COMPLETION % (MIN. 20 ATT.)

Rank	Name	Year	Opponent	% (Comp-Att)
1	Roland Rivers III	2018	New Haven	75% (18-24)
2	Brayden Long	2023	East Stroudsburg	70% (21-30)
3	Noah Grover	2022	Shepherd	69.7% (23-33)
4	Brayden Long	2023	Tiffin	69.6% (16-23)
5	Randy McKavish	1997	Ashland	68% (17-25)
6	Roland Rivers III	2019	Shepherd	65.9 (31-47)
7	Noah Grover	2022	Assumption	60.7 (17-28)
8	Roland Rivers III	2018	Notre Dame	60.0 (18-30)
9	Noah Grover	2021	Notre Dame	59.6 (28-47)
10	Roland Rivers III	2019	Notre Dame	57.4 (27-47)

LONGEST PASS

Rank	Name	Year	Opponent	Yards
1	Roland Rivers III	2018	LIU Post	75
2	Roland Rivers III	2019	Notre Dame	70
3	Randy McKavish	1998	Grand Valley State	67
4	Randy McKavish	1998	Grand Valley State	65
5	Roland Rivers III	2019	Notre Dame	62
t6	Brayden Long	2023	Tiffin	61
t6	Noah Grover	2022	Shepherd	61
8	Roland Rivers III	2019	Notre Dame	53
9	Noah Grover	2022	Assumption	51
t10	Kyle Sheets	2023	Tiffin	48
t10	Roland Rivers III	2019	Shepherd	48

RECEPTIONS

Rank	Name	Year	Opponent	Rec.
1	Jermaine Wynn Jr.	2019	Shepherd	18 ^
2	Henry Litwin	2019	Notre Dame	12
3	Henry Litwin	2019	Minnesota State	11
t4	Jaimire Dutrieuille	2015	Shepherd	10
t4	Nate Stewart	1999	Indiana	10
t6	Cohen Russell	2022	Shepherd	9
t6	Cinque Sweeting	2021	Notre Dame	9
8	Jermaine Wynn Jr.	2018	LIU Post	8
t9	Kyle Sheets	2023	Tiffin	7
t9	Cohen Russell	2022	Assumption	7
t9	Henry Litwin	2018	Notre Dame	7
t9	Scott Whipple	1997	Ashland	7
t9	Jermaine Wynn Jr.	2019	Notre Dame	7

^ NCAA DII Playoff Record

RECEIVING YARDS

Rank	Name	Year	Opponent	Yards
1	Jermaine Wynn Jr.	2019	Shepherd	229
2	Henry Litwin	2019	Notre Dame	203
3	Cinque Sweeting	2021	Notre Dame	164
4	Jermaine Wynn Jr.	2018	LIU Post	155
5	Milly Raye	2015	Virginia Union	151
6	Henry Litwin	2019	Minnesota State	149
7	DJ Flick	1998	Grand Valley State	143
8	Scott Whipple	1997	Ashland	137
9	Cinque Sweeting	2019	Notre Dame	132
10	Cohen Russell	2022	Shepherd	104

RECEIVING TOUCHDOWNS

Rank	Name	Year	Opponent	TDs
t1	Henry Litwin	2019	Notre Dame	3
t1	DJ Flick	1998	Grand Valley State	3
t3	Jermaine Wynn Jr.	2019	Notre Dame	2
t3	Jermaine Wynn Jr.	2019	Shepherd	2
t3	Henry Litwin	2019	Minnesota State	2
t3	Scott Whipple	1997	Ashland	2

YARDS PER CATCH (Min. 4 CATCHES)

Rank	Name	Year	Opponent	YPC
1	Cinque Sweeting	2019	Notre Dame	26.4 (5-132)
2	Milly Raye	2015	Virginia Union	25.2 (6-151)
3	Cohen Russell	2023	Tiffin	21.3 (4-85)
4	Scott Whipple	1997	Ashland	19.6 (7-137)
5	Jermaine Wynn Jr.	2018	LIU Post	19.4 (8-155)
6	Cinque Sweeting	2021	Notre Dame	18.2 (9-164)
7	Henry Litwin	2018	New Haven	17.6 (5-88)
8	Henry Litwin	2019	Notre Dame	16.9 (12-203)
9	John Curran	1997	New Haven	16.5 (6-99)
10	Henry Litwin	2019	Shepherd	14.8 (6-89)

LONGEST RECEPTION

Rank	Name	Year	Opponent	Yards
1	Jermaine Wynn Jr.	2018	LIU Post	75
2	Henry Litwin	2019	Notre Dame	70
3	Scott Whipple	1998	Grand Valley State	67
4	DJ Flick	1998	Grand Valley State	65
5	Cinque Sweeting	2019	Notre Dame	62
t6	Cohen Russell	2023	Tiffin	61
t6	Jawon Hall	2022	Shepherd	61
8	Cinque Sweeting	2019	Notre Dame	53
9	Cohen Russell	2022	Assumption	51
t10	Logan Ramper	2023	Tiffin	48
t10	Jermaine Wynn Jr.	2019	Shepherd	48

EXTRA POINTS MADE

Rank	Name	Year	Opponent	EP
t1	Jake Chapla	2019	Notre Dame	8
t1	Jake Chapla	2018	New Haven	8
t3	Mason Yohn	2023	Tiffin	6
t3	Mason Yohn	2023	East Stroudsburg	6
t3	Jake Chapla	2019	Shepherd	6
6	Andrew Huska	2015	Assumption	5
t7	Andrew Huska	2015	Virginia Union	4
t7	Morgan Anderson	1998	Shepherd	4
t9	DJ Opsatnik	2022	Shepherd	3
t9	Morgan Anderson	1998	Grand Valley State	3

LONGEST FIELD GOAL

Rank	Name	Year	Opponent	Yards
1	Jake Chapla	2018	LIU Post	41
2	Jake Chapla	2018	Notre Dame	37
3	Morgan Anderson	1998	Shepherd	36
4	Jake Chapla	2018	New Haven	33
5	Jake Chapla	2019	Notre Dame	32
6	DJ Opsatnik	2021	Notre Dame	29
7	Mason Yohn	2023	East Stroudsburg	28
t8	Jake Chapla	2018	LIU Post	25
t8	Morgan Anderson	1999	Indiana	25
t8	Jake Chapla	2019	Shepherd	25

TACKLES

Rank	Name	Year	Opponent	TKL
1	Dalton Holt	2019	Notre Dame	15
2	Kyle Hall	2018	Notre Dame	14
3	Shane Schuback	2019	Notre Dame	13
t4	Marcus Martin	2015	Virginia Union	12
t4	Derek Morgan	2015	Assumption	12
t4	Selvin Haynes	2021	Notre Dame	12
t7	Kyle Kudla	2023	East Stroudsburg	11
t7	Bob Westerlund	2013	Winston-Salem	11
t9	Josh Stokes	2023	Tiffin	10
t9	Teven Williams	2015	Virginia Union	10
t9	Casey Vogt	1997	Ashland	10
t9	Tim Vernick	2018	Notre Dame	10

TACKLES FOR LOSS

Rank	Name	Year	Opponent	TFL
1	Marcus Martin	2015	Shepherd	5.0
t2	Shane Schuback	2019	Notre Dame	4.0
t2	Marcus Martin	2015	Virginia Union	4.0
4	Gary Allen	2013	Winston-Salem	3.5
t5	Shane Schuback	2019	Minnesota State	3.0
t5	Tim Vernick	2018	Notre Dame	3.0
t5	Teven Williams	2015	Shepherd	3.0
t8	Trey Blandford	2018	Notre Dame	2.5
t8	Tim Vernick	2019	Minnesota State	2.5
t8	Teven Williams	2015	Virginia Union	2.5

SACKS

Rank	Name	Year	Opponent	SACKS
1	Marcus Martin	2015	Shepherd	2.5
t2	Teven Williams	2015	Shepherd	2.0
t2	Marcus Martin	2015	Virginia Union	2.0
t2	Matt Kinsinger	1997	Ashland	2.0
t2	Casey Vogt	1997	Ashland	2.0

INTERCEPTIONS

Rank	Name	Year	Opponent	INT
t1	Eric Glover-Williams	2019	Minnesota State	2
t1	Anthony Saunders	2013	Winston-Salem	2
t1	Bret Geishauser	1997	Ashland	2

SRU'S ALL-TIME NCAA PLAYOFF RESULTS

Date	Round	Opponent	Result
11.23.74*	Semifinals	Ithaca	L, 14-27
11.22.97	... First	#12 Ashland	W, 30-20
11.29.97	... Quarterfinals	#2 New Haven	L, 21-49
11.21.98	... First	#14 Grand Valley State	W, 37-14
11.28.98	... Quarterfinals	#13 Shepherd	W, 31-20
12.5.98	... Semifinals	#3 Carson-Newman	L, 27-47
11.20.99	... First	Indiana (Pa.)	L, 20-27 (OT)
11.23.13	... First	#9 Winston-Salem State	L, 20-27
11.22.14	... First	#15 West Chester	L, 20-46
11.21.15	... First	Virginia Union	W, 40-21
11.28.15	... Second	#19 Assumption	W, 41-39
12.5.15	... Quarterfinals	#5 Shepherd	L, 16-28
11.17.18	... First	#13 LIU-Post	W, 20-14
11.24.18	... Second	New Haven	W, 59-20
12.1.18	... Quarterfinals	#11 Notre Dame (Ohio)	L, 17-21
11.30.19	... Second	Shepherd	W, 51-30
12.7.19	... Quarterfinals	#13 Notre Dame (Ohio)	W, 65-59
12.14.19	... Semifinals	#4 Minnesota State	L, 15-58
11.20.21	... First	#6 Notre Dame (Ohio)	L, 25-33
11.19.22	... First	Assumption	W, 17-14
11.26.22	... Second	#11 Shepherd	L, 27-37
11.18.23	... First	East Stroudsburg	W, 45-14
11.25.23	... Second	#9 Tiffin	W, 45-35
12.2.23	... Quarterfinals	Kutztown	Noon

TOTALS: 12-11 Overall Record / 12-10 Division II Record
6 Quarterfinal Appearances / 3 Semifinal Appearances













* Division III Playoffs

2023 Slippery Rock Football
Slippery Rock Overall Team Statistics (as of Nov 27, 2023)
All games

Team Statistics	ROCK	OPP
SCORING	557	285
Points Per Game	42.8	21.9
Points Off Turnovers	118	41
FIRST DOWNS	309	244
Rushing	118	116
Passing	162	98
Penalty	29	30
RUSHING YARDAGE	2410	2150
Yards gained rushing	2609	2365
Yards lost rushing	199	215
Rushing Attempts	442	461
Average Per Rush	5.5	4.7
Average Per Game	185.4	165.4
TDs Rushing	40	25
PASSING YARDAGE	3617	2097
Comp-Att-Int	287-416-5	190-345-18
Average Per Pass	8.7	6.1
Average Per Catch	12.6	11.0
Average Per Game	278.2	161.3
TDs Passing	37	11
TOTAL OFFENSE	6027	4247
Total Plays	858	806
Average Per Play	7.0	5.3
Average Per Game	463.6	326.7
KICK RETURNS: #-Yards	30-739	76-1530
PUNT RETURNS: #-Yards	13-128	6-20
INT RETURNS: #-Yards	18-279	5-19
KICK RETURN AVERAGE	24.6	20.1
PUNT RETURN AVERAGE	9.8	3.3
INT RETURN AVERAGE	15.5	3.8
FUMBLES-LOST	12-7	15-8
PENALTIES-Yards	89-962	104-915
Average Per Game	74.0	70.4
PUNTS-Yards	31-1118	48-1949
Average Per Punt	36.1	40.6
Net punt average	34.8	37.1
KICKOFFS-Yards	91-4891	52-2754
Average Per Kick	53.7	53.0
Net kick average	35.6	33.9
TIME OF POSSESSION/Game	29:49	30:11
3RD-DOWN Conversions	87/153	65/163
3rd-Down Pct	57%	40%
4TH-DOWN Conversions	18/26	13/25
4th-Down Pct	69%	52%
SACKS BY-Yards	15-82	13-100
MISC YARDS	-8	37
TOUCHDOWNS SCORED	79	38
FIELD GOALS-ATTEMPTS	2-5	6-12
ON-SIDE KICKS	2-2	1-4
RED-ZONE SCORES	(55-62) 89%	(35-49) 71%
RED-ZONE TOUCHDOWNS	(53-62) 85%	(30-49) 61%
PAT-ATTEMPTS	(77-79) 97%	(33-35) 94%
ATTENDANCE	43757	13345
Games/Avg Per Game	7/6251	6/2224
Neutral Site Games		0/0

Score by Quarters	1st	2nd	3rd	4th	OT	Total
Slippery Rock	112	181	153	111	0	557
Opponents	79	82	20	104	0	285

TRACKING THE ROCK'S 2023 OPPONENTS

- WEEK #1 - vs. (RV) WAYNE STATE UNIVERSITY (MICH.) (9/2).... W, 28-17**
Overall Record: 3-8 **GLIAC Record:** 2-4
Last Game: L, 19-63 at No. 6 Ferris State
This Week: Season Complete 
- WEEK #2 - vs. WEST CHESTER UNIVERSITY (9/9)..... W, 49-24**
Overall Record: 6-5 **PSAC East Record:** 3-4
Last Game: W, 34-7 vs. Clarion
This Week: Season Complete 
- WEEK #3 - vs. (RV) MILLERSVILLE UNIVERSITY (9/16) W, 42-21**
Overall Record: 3-8 **PSAC East Record:** 1-6
Last Game: L, 10-30 vs. Seton Hill
This Week: Season Complete 
- WEEK #4 - at SETON HILL UNIVERSITY (9/23) W, 35-14**
Overall Record: 6-5 **PSAC West Record:** 4-3
Last Game: W, 30-10 at Millersville
This Week: Season Complete 
- WEEK #5 - vs (RV) INDIANA UNIVERSITY (PA) (9/30)..... W, 42-21**
Overall Record: 6-5 **PSAC West Record:** 3-4
Last Game: W, 31-0 at Bloomsburg
This Week: Season Complete 
- WEEK #6 - at MERCYHURST UNIVERSITY (10/7)..... W, 75-31**
Overall Record: 2-9 **PSAC West Record:** 1-6
Last Game: L, 25-49 at Shepherd
This Week: Season Complete 
- WEEK #7 - at GANNON UNIVERSITY (10/14)..... W, 49-24**
Overall Record: 5-6 **PSAC West Record:** 5-2
Last Game: L, 10-17 at Shippensburg
This Week: Season Complete 
- WEEK #8 - vs. CALIFORNIA (PA) (10/21) W, 42-21**
Overall Record: 7-3 **PSAC West Record:** 6-1
Last Game: L, 30-37 at East Stroudsburg
This Week: Season Complete 
- WEEK #9 - vs. CLARION (10/28)..... W, 42-14**
Overall Record: 2-9 **PSAC West Record:** 1-6
Last Game: L, 7-34 at West Chester
This Week: Season Complete 
- WEEK #10 - at EDINBORO (11/4)..... W, 56-18**
Overall Record: 3-8 **PSAC West Record:** 1-6
Last Game: W, 36-30 at Lock Haven
This Week: Season Complete 
- WEEK #11 - at (RV) KUTZTOWN UNIVERSITY (11/11)..... L, 7-31**
Overall Record: 11-2 **PSAC East Record:** 7-0
Last Week: W, 32-31 at No. 24 Charleston
This Week: at No. 15 Slippery Rock - Saturday, Noon 
- WEEK #12 - vs. (RV) EAST STROUDSBURG UNIVERSITY (11/18) ... W, 45-14**
Overall Record: 9-3 **PSAC East Record:** 5-2
Last Game: L, 14-45 at No. 15 Slippery Rock
This Week: Season Complete 
- WEEK #13 - at #9 TIFFIN UNIVERSITY (11/25)..... W, 45-35**
Overall Record: 11-1 **GMAC Record:** 9-0
Last Week: L, 35-45 vs. No. 15 Slippery Rock
This Week: Season Complete 
- WEEK #14 - vs. (RV) KUTZTOWN UNIVERSITY (12/2) Noon**
Overall Record: 11-2 **PSAC East Record:** 7-0
Last Week: W, 32-31 at No. 24 Charleston
This Week: at No. 15 Slippery Rock - Saturday, Noon 

2023 Slippery Rock Football

Slippery Rock Overall Individual Statistics (as of Nov 27, 2023)

All games

Rushing	gp	att	gain	loss	net	avg	td	lg	avg/g
Khalid Dorsey	13	137	959	28	931	6.8	11	63	71.6
Chris D'Or	12	111	697	9	688	6.2	9	48	57.3
Isaiah Edwards	13	87	517	11	506	5.8	13	50	38.9
Luke McCoy	5	25	143	2	141	5.6	1	25	28.2
Kylon Wilson	13	2	79	0	79	39.5	1	46	6.1
Brayden Long	13	55	166	108	58	1.1	5	19	4.5
Cohen Russell	13	2	24	0	24	12.0	0	16	1.8
Reis Watkins	9	1	17	0	17	17.0	0	17	1.9
Mason Yohn	13	0	4	0	4	0.0	0	0	0.3
Brad Hoffman	2	1	2	0	2	2.0	0	2	1.0
Tony Grimes	13	1	0	1	-1	-1.0	0	0	-0.1
Zaire Hart-Hawkins	5	1	0	2	-2	-2.0	0	0	-0.4
Jawon Hall	11	1	0	6	-6	-6.0	0	0	-0.5
TEAM	13	18	1	32	-31	-1.7	0	1	-2.4
Total	13	442	2609	199	2410	5.5	40	63	185.4
Opponents	13	461	2365	215	2150	4.7	25	63	165.4

Passing	gp	effic	comp-att-int	pct	yds	td	lg	avg/g
Brayden Long	13	166.42	279-407-5	68.6	3486	35	91	268.2
Zaire Hart-Hawkins	5	293.89	7-7-0	100.0	83	2	31	16.6
Kyle Sheets	13	251.60	1-2-0	50.0	48	0	48	3.7
Total	13	168.97	287-416-5	69.0	3617	37	91	278.2
Opponents	13	106.22	190-345-18	55.1	2097	11	51	161.3

Receiving	gp	no.	yds	avg	td	lg	avg/g
Kyle Sheets	13	73	1158	15.9	17	74	89.1
Cohen Russell	13	62	1031	16.6	5	91	79.3
Kam Kruzelyak	12	39	375	9.6	4	38	31.2
Logan Ramper	13	30	378	12.6	6	49	29.1
Chris D'Or	12	24	198	8.2	0	17	16.5
Tony Grimes	13	16	161	10.1	1	16	12.4
Jawon Hall	11	10	79	7.9	0	25	7.2
Khalid Dorsey	13	10	66	6.6	2	13	5.1
Kylon Wilson	13	9	42	4.7	0	16	3.2
Nathan Waltman	13	5	40	8.0	1	22	3.1
Isaiah Edwards	13	5	27	5.4	0	15	2.1
Gavyn Barnes	11	2	26	13.0	0	21	2.4
Reis Watkins	9	1	31	31.0	1	31	3.4
Connor Chrisman	11	1	5	5.0	0	5	0.5
Total	13	287	3617	12.6	37	91	278.2
Opponents	13	190	2097	11.0	11	51	161.3

Punt Returns	no.	yds	avg	td	lg
Tony Grimes	11	124	11.3	0	64
Cohen Russell	2	4	2.0	0	4
Total	13	128	9.8	0	64
Opponents	6	20	3.3	0	17

Interceptions	no.	yds	avg	td	lg
Josh Stokes	5	64	12.8	0	35
Eddie Faulkner IV	4	91	22.8	0	74
Ali Abdul-Hakim	2	32	16.0	0	32
Selvin Haynes	1	0	0.0	0	0
Max Heckert	1	5	5.0	0	5
Savion Harrison	1	0	0.0	0	0
Munchie Johnson	1	-1	-1.0	0	0
Donnell Henriquez	1	31	31.0	0	31
Jalen Dangerfield	1	23	23.0	1	23
Kyle Sheets	1	34	34.0	0	34
Total	18	279	15.5	1	74
Opponents	5	19	3.8	0	17

Kick Returns	no.	yds	avg	td	lg
Kylon Wilson	22	623	28.3	1	90
Jawon Hall	3	57	19.0	0	21
Gavyn Barnes	1	14	14.0	0	14
Kenyon Johnson	1	10	10.0	0	10
Ben Lane	1	14	14.0	0	14
Tony Grimes	1	12	12.0	0	12
Naiim Huff	1	9	9.0	0	9
Total	30	739	24.6	1	90
Opponents	76	1530	20.1	2	99

Fumble Returns	no.	yds	avg	td	lg
Cottrell Hatchett	1	0	0.0	0	0
Total	1	0	0.0	0	0
Opponents	0	0	0.0	0	0

All Purpose	g	rush	rcv	pr	kr	ir	total	avg/g
Kyle Sheets	13	0	1158	0	0	34	1192	91.7
Cohen Russell	13	24	1031	4	0	0	1059	81.5
Khalid Dorsey	13	931	66	0	0	0	997	76.7
Chris D'Or	12	688	198	0	0	0	886	73.8
Kylon Wilson	13	79	42	0	623	0	744	57.2
Isaiah Edwards	13	506	27	0	0	0	533	41.0
Logan Ramper	13	0	378	0	0	0	378	29.1
Kam Kruzelyak	12	0	375	0	0	0	375	31.2
Tony Grimes	13	-1	161	124	12	0	296	22.8
Luke McCoy	5	141	0	0	0	0	141	28.2
Jawon Hall	11	-6	79	0	57	0	130	11.8
Eddie Faulkner I	13	0	0	0	0	91	91	7.0
Josh Stokes	13	0	0	0	0	64	64	4.9
Brayden Long	13	58	0	0	0	0	58	4.5
Reis Watkins	9	17	31	0	0	0	48	5.3
Nathan Waltman	13	0	40	0	0	0	40	3.1
Gavyn Barnes	11	0	26	0	14	0	40	3.6
Ali Abdul-Hakim	10	0	0	0	0	32	32	3.2
Donnell Henriqu	12	0	0	0	0	31	31	2.6
Jalen Dangerfiel	12	0	0	0	0	23	23	1.9
Ben Lane	12	0	0	0	14	0	14	1.2
Kenyon Johnson	13	0	0	0	10	0	10	0.8
Naiim Huff	6	0	0	0	9	0	9	1.5
Connor Chrisma	11	0	5	0	0	0	5	0.5
Max Heckert	13	0	0	0	0	5	5	0.4
Mason Yohn	13	4	0	0	0	0	4	0.3
Brad Hoffman	2	2	0	0	0	0	2	1.0
Munchie Johnso	13	0	0	0	0	-1	-1	-0.1
Zaire Hart-Hawki	5	-2	0	0	0	0	-2	-0.4
TEAM	13	-31	0	0	0	0	-31	-2.4
Total	13	2410	3617	128	739	279	7173	551.8
Opponents	13	2150	2097	20	1530	19	5816	447.4

2023 Slippery Rock Football
Slippery Rock Overall Individual Statistics (as of Nov 27, 2023)
All games

Scoring	td	fg	PAT				dxd	saf	pts	Total Offense						
			kick	rush	rcv	pass				g	plays	rush	pass	total	avg/g	
Kyle Sheets	17	-	-	-	-	-	-	-	102	Brayden Long	13	462	58	3486	3544	272.6
Khalid Dorsey	13	-	-	-	-	-	-	-	78	Khalid Dorsey	13	137	931	0	931	71.6
Isaiah Edwards	13	-	-	-	-	-	-	-	78	Chris D'Or	12	111	688	0	688	57.3
Kevin Roberts	-	0-3	64-66	-	-	-	-	-	64	Isaiah Edwards	13	87	506	0	506	38.9
Chris D'Or	9	-	-	-	-	-	-	-	54	Luke McCoy	5	25	141	0	141	28.2
Logan Ramper	6	-	-	-	-	-	-	-	36	Zaire Hart-Hawkins	5	8	-2	83	81	16.2
Cohen Russell	5	-	-	-	-	-	-	-	30	Kylon Wilson	13	2	79	0	79	6.1
Brayden Long	5	-	-	-	-	-	-	-	30	Kyle Sheets	13	2	0	48	48	3.7
Kam Kruzelyak	4	-	-	-	-	-	-	-	24	Cohen Russell	13	2	24	0	24	1.8
Mason Yohn	-	2-2	12-12	-	-	-	-	-	18	Reis Watkins	9	1	17	0	17	1.9
Kylon Wilson	2	-	-	-	-	-	-	-	12	Mason Yohn	13	0	4	0	4	0.3
Tony Grimes	1	-	-	-	-	-	-	-	6	Brad Hoffman	2	1	2	0	2	1.0
Jalen Dangerfield	1	-	-	-	-	-	-	-	6	Tony Grimes	13	1	-1	0	-1	-0.1
Nathan Waltman	1	-	-	-	-	-	-	-	6	Jawon Hall	11	1	-6	0	-6	-0.5
Luke McCoy	1	-	-	-	-	-	-	-	6	TEAM	13	18	-31	0	-31	-2.4
Reis Watkins	1	-	-	-	-	-	-	-	6	Total	13	858	2410	3617	6027	463.6
Morgan Williamson	-	-	1-1	-	-	-	-	-	1	Opponents	13	806	2150	2097	4247	326.7
Total	79	2-5	77-79	-	-	-	-	-	557							
Opponents	38	6-12	33-35	-	3	3-3	-	-	285							

Field Goals	fg	pct.	01-19	20-29	30-39	40-49	50-99	lg	blk
Kevin Roberts	0-3	0.0	0-0	0-1	0-0	0-2	0-0	0	2
Mason Yohn	2-2	100.0	0-0	2-2	0-0	0-0	0-0	28	0

Punting	no.	yds	avg	lg	tb	fc	i20	50+	blk
Mason Yohn	31	1118	36.1	54	1	14	6	1	0
Total	31	1118	36.1	54	1	14	6	1	0
Opponents	48	1949	40.6	63	2	13	15	5	0

FG Sequence	Slippery Rock	Opponents
Wayne State	-	(47)
West Chester	42	(23)
Millersville	-	27
Seton Hill	-	37
Indiana (PA)	47	-
Mercyhurst	-	(22)
Gannon	-	(25)
California (PA)	25	-
Clarion	-	-
Edinboro	-	(29),32
Kutztown	-	(27),37
East Stroudsburg	(28)	-
Tiffin	(21)	29,34

Kickoffs	no.	yds	avg	tb	ob	retn	net	ydln
Mason Yohn	88	4712	53.5	4	2			
Jake Mullins	2	120	60.0	1	0			
Kevin Roberts	1	59	59.0	0	0			
Total	91	4891	53.7	5	2	20.1	35.6	29
Opponents	52	2754	53.0	10	4	24.6	33.9	31

Numbers in (parentheses) indicate field goal was made.

2023 Slippery Rock Football
Slippery Rock Overall Defensive Statistics (as of Nov 27, 2023)
All games

#	Defensive Leaders	gp	Tackles			tfl/yds	Sacks	Pass defense			Fumbles		blkd	
			ua	a	tot		no-yds	int-yds	brup	qbh	rcv-yds	ff	kick	saf
3D	Kyle Kudla	13	39	53	92	8.5-18	.	.	5	2
4D	Selvin Haynes	13	46	37	83	2.0-4	.	1-0	4
22	Josh Stokes	13	51	30	81	2.0-5	.	5-64	10	.	1-0	.	1	.
6D	Cottrell Hatchett	13	31	42	73	8.0-18	3.0-10	.	.	3	2-0	.	.	.
32	Eddie Faulkner IV	13	30	29	59	6.0-39	4.5-37	4-91	3	5	.	3	.	.
0	Munchie Johnson	13	19	39	58	12.0-40	2.0-11	1--1	.	7	1-0	.	.	.
40	Max Heckert	13	22	35	57	5.5-12	.	1-5	2	.	.	1	.	.
25	Jalen Dangerfield	12	29	27	56	3.5-14	0.5-5	1-23	1
44	Andrew Vince	13	22	33	55	8.0-22	2.0-6	.	2	8
50	Daniel Tooson	12	14	23	37	5.0-12	1.0-5	.	.	1
39	Ben Lane	12	18	10	28	0.5-3	0.5-3	.	2	.	3-0	.	.	.
28	Jake Miller	12	12	11	23	1.0-3	.	.	1
5D	Donnell Henriquez	12	13	9	22	3.0-7	.	1-31	4
10	Ali Abdul-Hakim	10	12	6	18	3.0-10	.	2-32	2	1
96	Mehki Twillie	12	5	11	16	1.0-1	.	.	1
21	Kenyon Johnson	13	9	7	16	1	.	.
16	Michael Henwood	11	7	7	14	0.5-0	2	.	.
2D	DaShaun Wright	10	8	3	11	.	.	.	1
36	Dominic Martinka	11	4	5	9	1	.	.
20	Pooh Lawton	13	8	1	9	1.0-1	.	.	1
35	Mason Yohn	13	9	.	9
13	Savion Harrison	12	5	3	8	0.5-1	.	1-0	1	.	.	1	.	.
85	Andrew Miller	13	3	3	6
33	Naiim Huff	6	4	1	5	1-0	.	.	.
27	Jake Baker	8	2	2	4	1
84	Ethan Trettel	7	4	.	4
48	Jacob Snow	12	2	2	4	1
90	Jake Bush	6	1	2	3	0.5-0	.	.	.	1
97	Brian Young Jr.	4	2	.	2
57	Cole Charlton	3	2	.	2
89	Reis Watkins	9	1	1	2
34	Quentin Harrison	3	1	1	2
91	Nick Frisco	9	1	1	2
11	Kam Kruzelyak	12	1	1	2
23	Kylon Wilson	13	2	.	2
93	Trever Valenti	10	.	2	2
58	Malik Holbert	2	1	.	1	1	.	.
18	Brayden Long	13	1	.	1
64	Jeff Burkhart	10	1	.	1
42	Tyree Johnson	4	1	.	1
51	Daniel Long	2	.	1	1	0.5-1	0.5-1
7	Jacob Odom	5	1	.	1
5	Kyle Sheets	13	1-34
Total		13	444	438	882	72-211	15-82	18-279	40	30	8-0	10	1	.
Opponents		13	441	368	809	47-183	13-100	5-19	30	20	7-0	7	2	.

2023 Slippery Rock Football Slippery Rock Team Game-by-Game (as of Nov 27, 2023) All games

TEAM STATISTICS

Date	Opponent	Rushing				Receiving				Passing				Kick Returns				Punt Returns				tot off
		no.	yds	td	lg	no.	yds	td	lg	cmp-att-int	yds	td	lg	no.	yds	td	lg	no.	yds	td	lg	
Sep 02	WAYNE STATE	34	209	2	31	11	138	2	35	11-18-0	138	2	35	1	21	0	21	0	0	0	0	347
Sep 09	WEST CHESTER	40	227	3	43	20	317	4	74	20-25-0	317	4	74	3	86	0	65	1	0	0	0	544
Sep 16	MILLERSVILLE	32	80	1	15	31	390	5	49	31-43-0	390	5	49	2	54	0	24	3	20	0	18	470
Sep 23	at Seton Hill	35	133	2	19	20	213	3	25	20-35-1	213	3	25	0	0	0	0	0	0	0	0	346
Sep 30	INDIANA (PA)	42	208	6	45	18	277	0	40	18-23-0	277	0	40	2	50	0	36	1	4	0	4	485
Oct 07	at Mercyhurst	33	211	6	34	25	258	5	31	25-30-0	258	5	31	1	88	0	88	1	64	0	64	469
Oct 14	at Gannon	35	183	3	50	23	263	4	31	23-37-1	263	4	31	5	67	0	19	1	8	0	8	446
Oct 21	CALIFORNIA (PA)	29	233	4	63	21	299	1	49	21-36-0	299	1	49	4	73	0	38	2	10	0	6	532
Oct 28	CLARION	33	116	2	19	29	394	4	66	29-41-0	394	4	66	1	18	0	18	1	7	0	7	510
Nov 04	at Edinboro	28	257	2	39	24	413	6	91	24-28-0	413	6	91	4	73	0	25	0	0	0	0	670
Nov 11	at Kutztown	16	47	0	8	27	182	1	15	27-46-3	182	1	15	2	30	0	24	0	0	0	0	229
Nov 18	EAST STROUDSBURG	49	287	5	46	21	234	1	25	21-30-0	234	1	25	2	40	0	20	2	9	0	9	521
Nov 25	at Tiffin	36	219	4	49	17	239	1	61	17-24-0	239	1	61	3	139	1	90	1	6	0	6	458
Opponents		442	2410	40	63	287	3617	37	91	287-416-5	3617	37	91	30	739	1	90	13	128	0	64	6027
Opponents		461	2150	25	63	190	2097	11	51	190-345-18	2097	11	51	76	1530	2	99	6	20	0	17	4247

Games: 13 • Avg/rush: 5.5 • Avg/catch: 12.6 • Pass effic: 168.97 • KR avg: 24.6 • PR avg: 9.8 • All purpose avg/game: 551.8 • Total offense avg/gm: 463.6

Date	Opponent	Tackles				Sacks no-yds	Fumble		Pass Defense			blkd kick	PAT Attempts			off		pts
		ua	a	total	tfl-yds		ff	fr-yds	int-yds	qbh	brup		kick	rush	rcv	saf	t/o	
Sep 02	WAYNE STATE	37	48	85	6.0-16	1.0-3	0	0-0	1-7	2	0	0	4-4	0	0	0	7	28
Sep 09	WEST CHESTER	41	30	71	4.0-12	0.0-0	0	0-0	3-109	1	6	0	7-7	0	0	0	14	49
Sep 16	MILLERSVILLE	33	28	61	10.0-20	4.0-9	0	1-0	0-0	7	5	1	6-6	0	0	0	0	42
Sep 23	at Seton Hill	29	28	57	6.0-18	0.0-0	1	1-0	1-5	0	2	0	5-5	0	0	0	7	35
Sep 30	INDIANA (PA)	31	42	73	4.0-17	1.0-10	1	0-0	3-21	4	3	0	6-6	0	0	0	14	42
Oct 07	at Mercyhurst	35	30	65	4.0-7	0.0-0	3	3-0	2-0	0	4	0	9-11	0	0	0	34	75
Oct 14	at Gannon	29	34	63	7.0-25	2.0-16	1	1-0	1-32	2	4	0	7-7	0	0	0	7	49
Oct 21	CALIFORNIA (PA)	31	32	63	10.0-43	3.0-21	1	1-0	3-24	5	2	0	6-6	0	0	0	7	42
Oct 28	CLARION	26	32	58	5.0-14	0.0-0	1	0-0	2-16	3	0	0	6-6	0	0	0	14	42
Nov 04	at Edinboro	36	28	64	5.0-16	2.0-12	1	1-0	1-31	0	4	0	8-8	0	0	0	14	56
Nov 11	at Kutztown	34	48	82	4.0-10	0.0-0	0	0-0	0-0	4	2	0	1-1	0	0	0	0	7
Nov 18	EAST STROUDSBURG	26	40	66	5.0-10	2.0-7	0	0-0	0-0	2	4	0	6-6	0	0	0	0	45
Nov 25	at Tiffin	56	18	74	2.0-3	0.0-0	1	0-0	1-34	0	4	0	6-6	0	0	0	0	45
Opponents		444	438	882	72.0-211	14.0-78	10	8-0	18-279	30	40	1	77-79	0	0	0	118	557
Opponents		441	368	809	47.0-183	13.0-100	7	7-0	5-19	20	30	2	33-35	0	3	0	41	285

Date	Opponent	Punting										Field Goals			Kickoffs			
		no.	yds	avg	long	blkd	tb	fc	50+	i20	md-att	long	blkd	no.	yds	avg	tb	ob
Sep 02	WAYNE STATE	4	148	37.0	46	0	0	0	0	0	0-0	0	0	5	288	57.6	0	0
Sep 09	WEST CHESTER	1	54	54.0	54	0	0	0	1	1	0-1	0	0	8	443	55.4	0	1
Sep 16	MILLERSVILLE	2	85	42.5	44	0	0	1	0	0	0-0	0	0	7	302	43.1	0	1
Sep 23	at Seton Hill	4	122	30.5	37	0	0	2	0	0	0-0	0	0	6	341	56.8	1	0
Sep 30	INDIANA (PA)	3	106	35.3	38	0	0	2	0	0	0-1	0	1	7	445	63.6	1	0
Oct 07	at Mercyhurst	1	39	39.0	39	0	0	1	0	0	0-0	0	0	12	647	53.9	2	0
Oct 14	at Gannon	3	109	36.3	40	0	0	2	0	0	0-0	0	0	6	301	50.2	0	0
Oct 21	CALIFORNIA (PA)	4	146	36.5	44	0	1	2	0	2	0-1	0	1	7	401	57.3	1	0
Oct 28	CLARION	1	42	42.0	42	0	0	1	0	1	0-0	0	0	7	365	52.1	0	0
Nov 04	at Edinboro	0	0	0.0	0	0	0	0	0	0	0-0	0	0	9	485	53.9	0	0
Nov 11	at Kutztown	4	134	33.5	40	0	0	1	0	1	0-0	0	0	1	54	54.0	0	0
Nov 18	EAST STROUDSBURG	0	0	0.0	0	0	0	0	0	0	1-1	28	0	8	455	56.9	0	0
Nov 25	at Tiffin	4	133	33.2	38	0	0	2	0	1	1-1	21	0	8	364	45.5	0	0
Opponents		31	1118	36.1	54	0	1	14	1	6	2-5	28	2	91	4891	53.7	5	2
Opponents		48	1949	40.6	63	0	2	13	5	15	6-12	47	1	52	2754	53.0	10	4

2023 Slippery Rock Football Slippery Rock Opponent Game-by-Game (as of Nov 27, 2023) All games

OPPONENT STATISTICS

Date	Opponent	Rushing				Receiving				Passing				Kick Returns				Punt Returns				tot off
		no.	yds	td	lg	no.	yds	td	lg	cmp-att-int	yds	td	lg	no.	yds	td	lg	no.	yds	td	lg	
Sep 02	WAYNE STATE	50	223	2	25	8	81	0	28	8-13-1	81	0	28	5	89	0	25	1	0	0	0	304
Sep 09	WEST CHESTER	37	186	3	16	17	311	0	51	17-29-3	311	0	51	6	83	0	25	0	0	0	0	497
Sep 16	MILLERSVILLE	36	133	1	25	10	83	1	32	10-23-0	83	1	32	6	156	1	99	1	2	0	2	216
Sep 23	at Seton Hill	26	104	1	17	14	68	1	18	14-28-1	68	1	18	5	64	0	20	0	0	0	0	172
Sep 30	INDIANA (PA)	37	217	3	25	11	131	0	26	11-23-3	131	0	26	6	163	0	39	1	-5	0	0	348
Oct 07	at Mercyhurst	34	221	3	45	21	197	1	26	21-32-2	197	1	26	4	105	0	23	0	0	0	0	418
Oct 14	at Gannon	36	224	3	63	12	135	0	22	12-32-1	135	0	22	6	61	0	26	0	0	0	0	359
Oct 21	CALIFORNIA (PA)	36	124	3	29	7	102	0	46	7-22-3	102	0	46	6	102	0	30	1	7	0	7	226
Oct 28	CLARION	27	84	0	29	18	183	2	30	18-25-2	183	2	30	7	120	0	28	0	0	0	0	267
Nov 04	at Edinboro	25	88	0	12	21	231	2	30	21-33-1	231	2	30	9	189	0	51	0	0	0	0	319
Nov 11	at Kutztown	50	275	2	28	14	137	2	29	14-23-0	137	2	29	1	17	0	17	0	0	0	0	412
Nov 18	EAST STROUDSBURG	31	115	1	27	11	105	0	36	11-23-0	105	0	36	7	192	1	95	0	0	0	0	220
Nov 25	at Tiffin	36	156	3	17	26	333	2	34	26-39-1	333	2	34	8	189	0	66	2	16	0	17	489
Slippery Rock		461	2150	25	63	190	2097	11	51	190-345-18	2097	11	51	76	1530	2	99	6	20	0	17	4247
Slippery Rock		442	2410	40	63	287	3617	37	91	287-416-5	3617	37	91	30	739	1	90	13	128	0	64	6027

Games: 13 • Avg/rush: 4.7 • Avg/catch: 11.0 • Pass effic: 106.22 • KR avg: 20.1 • PR avg: 3.3 • All purpose avg/game: 447.4 • Total offense avg/gm: 326.7

Date	Opponent	Tackles				Sacks		Fumble		Pass Defense			blkd		PAT Attempts			off		
		ua	a	total	tfl-yds	no-yds	ff	fr-yds	int-yds	qbh	brup	kick	kick	rush	rcv	saf	t/o	pts		
Sep 02	WAYNE STATE	24	34	58	3.0-17	1.0-10	0	0-0	0-0	1	3	0	2-2	0	0	0	0	0	17	
Sep 09	WEST CHESTER	37	34	71	6.0-20	1.0-10	1	0-0	0-0	1	0	0	3-3	0	0	0	0	24		
Sep 16	MILLERSVILLE	37	40	77	7.0-36	1.0-13	2	2-0	0-0	3	3	0	3-3	0	0	0	7	21		
Sep 23	at Seton Hill	32	28	60	4.0-21	2.0-16	0	0-0	1-17	3	3	0	2-2	0	0	0	7	14		
Sep 30	INDIANA (PA)	41	30	71	3.0-13	1.0-9	0	0-0	0-0	1	1	1	1-2	0	1	0	0	21		
Oct 07	at Mercyhurst	31	20	51	0.0-0	0.0-0	0	0-0	0-0	0	3	0	4-4	0	0	0	0	31		
Oct 14	at Gannon	34	36	70	5.0-7	1.0-2	0	0-0	1-0	0	2	0	3-3	0	0	0	7	24		
Oct 21	CALIFORNIA (PA)	31	16	47	4.0-20	3.0-17	1	1-0	0-0	4	0	1	1-2	0	1	0	6	21		
Oct 28	CLARION	37	26	63	3.0-4	0.0-0	0	1-0	0-0	1	4	0	2-2	0	0	0	0	14		
Nov 04	at Edinboro	31	30	61	1.0-3	0.0-0	2	1-0	0-0	0	2	0	1-1	0	1	0	0	18		
Nov 11	at Kutztown	21	28	49	0.0-0	0.0-0	0	0-0	3-2	1	3	0	4-4	0	0	0	7	31		
Nov 18	EAST STROUDSBURG	46	28	74	3.0-9	0.0-0	1	2-0	0-0	5	2	0	2-2	0	0	0	7	14		
Nov 25	at Tiffin	39	18	57	8.0-33	3.0-23	0	0-0	0-0	0	4	0	5-5	0	0	0	0	35		
Slippery Rock		441	368	809	47.0-183	13.0-100	7	7-0	5-19	20	30	2	33-35	0	3	0	41	285		
Slippery Rock		444	438	882	72.0-211	14.0-78	10	8-0	18-279	30	40	1	77-79	0	0	0	118	557		

Date	Opponent	Punting										Field Goals			Kickoffs			
		no.	yds	avg	long	blkd	tb	fc	50+	i20	md-att	long	blkd	no.	yds	avg	tb	ob
Sep 02	WAYNE STATE	5	215	43.0	63	0	1	1	2	1	1-1	47	0	3	190	63.3	2	0
Sep 09	WEST CHESTER	2	83	41.5	42	0	0	1	0	2	1-1	23	0	5	241	48.2	0	0
Sep 16	MILLERSVILLE	5	193	38.6	45	0	0	1	0	1	0-1	0	1	4	216	54.0	1	0
Sep 23	at Seton Hill	6	231	38.5	53	0	0	3	1	5	0-1	0	0	2	130	65.0	2	0
Sep 30	INDIANA (PA)	4	161	40.2	45	0	0	3	0	1	0-0	0	0	3	153	51.0	0	0
Oct 07	at Mercyhurst	2	90	45.0	52	0	0	0	1	1	1-1	22	0	5	232	46.4	2	1
Oct 14	at Gannon	4	171	42.8	50	0	1	0	1	0	1-1	25	0	5	261	52.2	0	0
Oct 21	CALIFORNIA (PA)	6	237	39.5	49	0	0	1	0	0	0-0	0	0	4	217	54.2	0	0
Oct 28	CLARION	4	150	37.5	40	0	0	2	0	1	0-0	0	0	2	105	52.5	0	0
Nov 04	at Edinboro	1	45	45.0	45	0	0	0	0	1	1-2	29	0	4	240	60.0	0	0
Nov 11	at Kutztown	1	30	30.0	30	0	0	0	0	0	1-2	27	0	6	351	58.5	3	1
Nov 18	EAST STROUDSBURG	5	214	42.8	46	0	0	1	0	1	0-0	0	0	3	183	61.0	0	1
Nov 25	at Tiffin	3	129	43.0	48	0	0	0	0	1	0-2	0	0	6	235	39.2	0	1
Slippery Rock		48	1949	40.6	63	0	2	13	5	15	6-12	47	1	52	2754	53.0	10	4
Slippery Rock		31	1118	36.1	54	0	1	14	1	6	2-5	28	2	91	4891	53.7	5	2

**2023 Slippery Rock Football
Slippery Rock Game Superlatives (as of Nov 27, 2023)
All games**

INDIVIDUAL GAME HIGHS

Rushes	15	Khalid Dorsey vs Indiana (PA) (Sep 30, 2023)
	15	Chris D'Or vs East Stroudsburg (Nov 18, 2023)
	15	Isaiah Edwards vs East Stroudsburg (Nov 18, 2023)
Yards Rushing	123	Khalid Dorsey vs Indiana (PA) (Sep 30, 2023)
TD Rushes	3	Khalid Dorsey vs Indiana (PA) (Sep 30, 2023)
Long Rush	63	Khalid Dorsey vs California (PA) (Oct 21, 2023)
Pass attempts	46	Brayden Long at Kutztown (Nov 11, 2023)
Pass completions	31	Brayden Long vs Millersville (Sep 16, 2023)
Yards Passing	400	Brayden Long at Edinboro (Nov 04, 2023)
TD Passes	5	Brayden Long vs Millersville (Sep 16, 2023)
	5	Brayden Long at Edinboro (Nov 04, 2023)
Long Pass	91	Brayden Long at Edinboro (Nov 04, 2023)
Receptions	12	Kyle Sheets vs Millersville (Sep 16, 2023)
Yards Receiving	210	Kyle Sheets vs Millersville (Sep 16, 2023)
TD Receptions	3	Kyle Sheets vs Millersville (Sep 16, 2023)
	3	Kyle Sheets at Gannon (Oct 14, 2023)
	3	Cohen Russell at Edinboro (Nov 04, 2023)
Long Reception	91	Cohen Russell at Edinboro (Nov 04, 2023)
Field Goals	1	Mason Yohn vs East Stroudsburg (Nov 18, 2023)
	1	Mason Yohn at Tiffin (Nov 25, 2023)
Long Field Goal	28	Mason Yohn vs East Stroudsburg (Nov 18, 2023)
Punts	4	Mason Yohn vs Wayne State (Sep 02, 2023)
	4	Mason Yohn at Seton Hill (Sep 23, 2023)
	4	Mason Yohn vs California (PA) (Oct 21, 2023)
	4	Mason Yohn at Kutztown (Nov 11, 2023)
	4	Mason Yohn at Tiffin (Nov 25, 2023)
Punting Avg	54.0	Mason Yohn vs West Chester (Sep 09, 2023)
Long Punt	54	Mason Yohn vs West Chester (Sep 09, 2023)
Punts inside 20	2	Mason Yohn vs California (PA) (Oct 21, 2023)
Long Punt Return	64	Tony Grimes at Mercyhurst (Oct 07, 2023)
Long Kickoff Return	90	Kylon Wilson at Tiffin (Nov 25, 2023)
Tackles	12	Selvin Haynes vs Wayne State (Sep 02, 2023)
	12	Jalen Dangerfield vs Indiana (PA) (Sep 30, 2023)
Sacks	2.0	Eddie Faulkner IV vs California (PA) (Oct 21, 2023)
Tackles For Loss	3.0	Munchie Johnson vs Millersville (Sep 16, 2023)
Interceptions	2	Josh Stokes vs West Chester (Sep 09, 2023)

**2023 Slippery Rock Football
Slippery Rock Game Superlatives (as of Nov 27, 2023)
All games**

TEAM GAME HIGHS

Rushes	49	vs East Stroudsburg (Nov 18, 2023)
Yards Rushing	287	vs East Stroudsburg (Nov 18, 2023)
Yards Per Rush	9.2	at Edinboro (Nov 04, 2023)
TD Rushes	6	vs Indiana (PA) (Sep 30, 2023)
	6	at Mercyhurst (Oct 07, 2023)
Pass attempts	46	at Kutztown (Nov 11, 2023)
Pass completions	31	vs Millersville (Sep 16, 2023)
Yards Passing	413	at Edinboro (Nov 04, 2023)
Yards Per Pass	14.8	at Edinboro (Nov 04, 2023)
TD Passes	6	at Edinboro (Nov 04, 2023)
Total Plays	79	vs East Stroudsburg (Nov 18, 2023)
Total Offense	670	at Edinboro (Nov 04, 2023)
Yards Per Play	12.0	at Edinboro (Nov 04, 2023)
Points	75	at Mercyhurst (Oct 07, 2023)
Sacks By	4	vs Millersville (Sep 16, 2023)
First Downs	29	at Gannon (Oct 14, 2023)
	29	vs East Stroudsburg (Nov 18, 2023)
Penalties	10	vs West Chester (Sep 09, 2023)
	10	vs California (PA) (Oct 21, 2023)
	10	at Edinboro (Nov 04, 2023)
Penalty Yards	120	vs West Chester (Sep 09, 2023)
Turnovers	3	at Kutztown (Nov 11, 2023)
Interceptions By	3	vs West Chester (Sep 09, 2023)
	3	vs Indiana (PA) (Sep 30, 2023)
	3	vs California (PA) (Oct 21, 2023)
Punts	4	vs Wayne State (Sep 02, 2023)
	4	at Seton Hill (Sep 23, 2023)
	4	vs California (PA) (Oct 21, 2023)
	4	at Kutztown (Nov 11, 2023)
	4	at Tiffin (Nov 25, 2023)
Punting Avg	54.0	vs West Chester (Sep 09, 2023)
Long Punt	54	vs West Chester (Sep 09, 2023)
Punts inside 20	2	vs California (PA) (Oct 21, 2023)
Long Punt Return	64	at Mercyhurst (Oct 07, 2023)

**2023 Slippery Rock Football
Slippery Rock Game Superlatives (as of Nov 27, 2023)
All games**

OPPONENT INDIVIDUAL GAME HIGHS

Rushes	27	Butera,Jaylen, at Mercyhurst (Oct 07, 2023)
Yards Rushing	204	Butera,Jaylen, at Mercyhurst (Oct 07, 2023)
TD Rushes	3	Butera,Jaylen, at Mercyhurst (Oct 07, 2023)
	3	Davis Black, vs California (PA) (Oct 21, 2023)
	3	Gresock,Carson, at Tiffin (Nov 25, 2023)
Long Rush	63	Morgan,David, at Gannon (Oct 14, 2023)
Pass attempts	39	Ray,Keegan, at Tiffin (Nov 25, 2023)
Pass completions	26	Ray,Keegan, at Tiffin (Nov 25, 2023)
Yards Passing	333	Ray,Keegan, at Tiffin (Nov 25, 2023)
TD Passes	2	Anthony Guercio, vs Clarion (Oct 28, 2023)
	2	Bernard,Isaac, at Edinboro (Nov 04, 2023)
	2	Novak,Judd, at Kutztown (Nov 11, 2023)
	2	Ray,Keegan, at Tiffin (Nov 25, 2023)
Long Pass	51	Cooper Jordan, vs West Chester (Sep 09, 2023)
Receptions	7	Kerbacher,Joe, at Mercyhurst (Oct 07, 2023)
	7	Thomas,Jalen, at Tiffin (Nov 25, 2023)
Yards Receiving	109	Thomas,Jalen, at Tiffin (Nov 25, 2023)
TD Receptions	1	Brady Russell, vs Millersville (Sep 16, 2023)
	1	Cody Rubrecht, at Seton Hill (Sep 23, 2023)
	1	Black,Braydon, at Mercyhurst (Oct 07, 2023)
	1	Paul Newton, vs Clarion (Oct 28, 2023)
	1	Tony Powell, vs Clarion (Oct 28, 2023)
	1	Standfield,Thad, at Edinboro (Nov 04, 2023)
	1	Trobel,Brian, at Edinboro (Nov 04, 2023)
	1	Gibson,Mekhi, at Kutztown (Nov 11, 2023)
	1	Husser,Tyreek, at Kutztown (Nov 11, 2023)
	1	Thomas,Jalen, at Tiffin (Nov 25, 2023)
	1	Linkhart,Will, at Tiffin (Nov 25, 2023)
Long Reception	51	Julian Jordan, vs West Chester (Sep 09, 2023)
Field Goals	1	Gri. Milovanski, vs Wayne State (Sep 02, 2023)
	1	Sean Henry, vs West Chester (Sep 09, 2023)
	1	Nagucki,Nathan, at Mercyhurst (Oct 07, 2023)
	1	Scarpino,Eric, at Gannon (Oct 14, 2023)
	1	Lambert,Brandon, at Edinboro (Nov 04, 2023)
	1	Evitts,Dawson, at Kutztown (Nov 11, 2023)
Long Field Goal	47	Gri. Milovanski, vs Wayne State (Sep 02, 2023)
Punts	6	Jack Wagner, at Seton Hill (Sep 23, 2023)
	6	C. Rosensteel, vs California (PA) (Oct 21, 2023)
Punting Avg	45.0	Lippert,Austin, at Mercyhurst (Oct 07, 2023)
	45.0	Martin,Reed, at Edinboro (Nov 04, 2023)
Long Punt	63	Jeremy Taras, vs Wayne State (Sep 02, 2023)
Punts inside 20	5	Jack Wagner, at Seton Hill (Sep 23, 2023)
Long Punt Return	17	Holbrook,Ethan, at Tiffin (Nov 25, 2023)
Long Kickoff Return	99	Hakim Melvin, vs Millersville (Sep 16, 2023)
Tackles	14	Garrett Cox, vs Millersville (Sep 16, 2023)
Sacks	1.0	Connor Noble, vs West Chester (Sep 09, 2023)
	1.0	Ryan Aument, vs Millersville (Sep 16, 2023)
	1.0	Josh Cohen, at Seton Hill (Sep 23, 2023)
	1.0	Cole Weightman, vs Indiana (PA) (Sep 30, 2023)
	1.0	John Hutchinson, vs California (PA) (Oct 21, 2023)
	1.0	R. Washington, vs California (PA) (Oct 21, 2023)
	1.0	Jackson,Ramond, at Tiffin (Nov 25, 2023)
	1.0	Connell,Jesse, at Tiffin (Nov 25, 2023)
Tackles For Loss	2.5	Maurice Beverly, vs West Chester (Sep 09, 2023)
Interceptions	1	Cartier Gray, at Seton Hill (Sep 23, 2023)
	1	Farnsworth,Chri, at Gannon (Oct 14, 2023)
	1	Lloyd,Antaun, at Kutztown (Nov 11, 2023)
	1	Brown,CJ, at Kutztown (Nov 11, 2023)
	1	Whary,Tyler, at Kutztown (Nov 11, 2023)

**2023 Slippery Rock Football
Slippery Rock Game Superlatives (as of Nov 27, 2023)
All games**

OPPONENT TEAM GAME HIGHS

Rushes	50	vs Wayne State (Sep 02, 2023)
	50	at Kutztown (Nov 11, 2023)
Yards Rushing	275	at Kutztown (Nov 11, 2023)
Yards Per Rush	6.5	at Mercyhurst (Oct 07, 2023)
TD Rushes	3	vs West Chester (Sep 09, 2023)
	3	vs Indiana (PA) (Sep 30, 2023)
	3	at Mercyhurst (Oct 07, 2023)
	3	at Gannon (Oct 14, 2023)
	3	vs California (PA) (Oct 21, 2023)
	3	at Tiffin (Nov 25, 2023)
Pass attempts	39	at Tiffin (Nov 25, 2023)
Pass completions	26	at Tiffin (Nov 25, 2023)
Yards Passing	333	at Tiffin (Nov 25, 2023)
Yards Per Pass	10.7	vs West Chester (Sep 09, 2023)
TD Passes	2	vs Clarion (Oct 28, 2023)
	2	at Edinboro (Nov 04, 2023)
	2	at Kutztown (Nov 11, 2023)
	2	at Tiffin (Nov 25, 2023)
Total Plays	75	at Tiffin (Nov 25, 2023)
Total Offense	497	vs West Chester (Sep 09, 2023)
Yards Per Play	7.5	vs West Chester (Sep 09, 2023)
Points	35	at Tiffin (Nov 25, 2023)
Sacks By	3	vs California (PA) (Oct 21, 2023)
	3	at Tiffin (Nov 25, 2023)
First Downs	26	vs West Chester (Sep 09, 2023)
Penalties	19	at Gannon (Oct 14, 2023)
Penalty Yards	153	at Seton Hill (Sep 23, 2023)
Turnovers	5	at Mercyhurst (Oct 07, 2023)
Interceptions By	3	at Kutztown (Nov 11, 2023)
Punts	6	at Seton Hill (Sep 23, 2023)
	6	vs California (PA) (Oct 21, 2023)
Punting Avg	45.0	at Mercyhurst (Oct 07, 2023)
	45.0	at Edinboro (Nov 04, 2023)
Long Punt	63	vs Wayne State (Sep 02, 2023)
Punts inside 20	5	at Seton Hill (Sep 23, 2023)
Long Punt Return	17	at Tiffin (Nov 25, 2023)

NCAA Statistics

Slippery Rock - 2023-24 Football Ranking Summary thru games 11/25/2023

Statistic	National Conference Rank		Value	National Leader	Value	Conference Leader	Value
	Rank	Rank					
3rd Down Conversion Pct (161 ranked)	3	1	0.569	Harding	0.595	Slippery Rock	0.569
3rd Down Conversion Pct Defense (161 ranked)	106	8	0.399	Bentley	0.198	Shippensburg	0.264
4th Down Conversion Pct (161 ranked)	7	1	0.692	Tex. Permian Basin	0.778	Slippery Rock	0.692
4th Down Conversion Pct Defense (161 ranked)	107	13	0.520	Albany St. (GA)	0.154	Seton Hill	0.250
Blocked Kicks (115 ranked)	115	11	1	Ashland Assumption Virginia Union	10 10 10	California (PA)	5
Blocked Kicks Allowed (161 ranked)	47	6	2	15 teams tied	0	Gannon West Chester	0 0
Blocked Punts (56 ranked)				Virginia Union	7	Kutztown	3
Blocked Punts Allowed (161 ranked)	1	1	0	58 teams tied	0	9 teams tied	0
Completion Percentage (161 ranked)	4	1	0.690	Emporia St.	0.733	Slippery Rock	0.690
Defensive TDs (45 ranked)				Charleston (WV) Harding	7 7	East Stroudsburg	4
Fewest Penalties (161 ranked)	141	14	89	MSU Moorhead	35	Kutztown	49
Fewest Penalties Per Game (161 ranked)	95	11	6.85	MSU Moorhead	3.18	Kutztown	3.77
Fewest Penalty Yards (161 ranked)	156	15	945	Assumption	291	Kutztown	432
Fewest Penalty Yards Per Game (161 ranked)	141	14	72.69	MSU Moorhead	26.55	Kutztown	33.23
First Downs Defense (161 ranked)	145	15	244	Bentley	119	Shippensburg	164
First Downs Offense (161 ranked)	3	1	307	Central Mo.	398	Slippery Rock	307
Fumbles Lost (160 ranked)	65	8	7	6 teams tied	2	Lock Haven	3
Fumbles Recovered (160 ranked)	51	7	8	Midwestern St.	15	East Stroudsburg Gannon	10 10
Kickoff Return Defense (161 ranked)	81	2	19.62	Fort Hays St.	12.88	Lock Haven	14.13
Kickoff Returns (161 ranked)	10	4	24.63	CSU Pueblo	29.95	Shepherd	26.79
Net Punting (161 ranked)	65	7	34.77	Harding	42.89	Edinboro	37.96
Passes Had Intercepted (161 ranked)	10	2	5	Eastern N.M. Harding	1 1	Bloomsburg	4
Passes Intercepted (161 ranked)	7	2	18	Pittsburg St.	22	East Stroudsburg	19
Passing Offense (161 ranked)	10	1	278.2	Central Mo.	417.9	Slippery Rock	278.2
Passing Yards Allowed (161 ranked)	18	2	161.3	Angelo St.	132.1	Bloomsburg	152.5
Passing Yards per Completion (161 ranked)	72	9	12.60	Harding	27.90	California (PA)	15.62
Punt Return Defense (161 ranked)	14	2	3.33	Northwest Mo. St.	0.17	Edinboro	2.70
Punt Returns (161 ranked)	55	4	9.85	Northwestern Okla.	20.80	West Chester	16.38
Red Zone Defense (161 ranked)	37	3	0.714	Benedict	0.538	Shippensburg	0.600
Red Zone Offense (161 ranked)	9	1	0.887	Assumption	0.952	Slippery Rock	0.887
Rushing Defense (161 ranked)	110	12	165.4	Virginia Union	51.7	Kutztown	95.6
Rushing Offense (161 ranked)	31	1	185.4	Harding	418.8	Slippery Rock	185.4
Sacks Allowed (161 ranked)	13	1	1.00	Harding	0.17	Bloomsburg Slippery Rock	1.00 1.00
Scoring Defense (161 ranked)	48	4	21.9	Benedict	10.7	Kutztown	15.3
Scoring Offense (161 ranked)	8	1	42.8	Colo. Sch. of Mines	51.5	Slippery Rock	42.8
Tackles for Loss Allowed (161 ranked)	5	1	3.69	Harding	2.00	Slippery Rock	3.69
Team Passing Efficiency (161 ranked)	5	1	168.97	Harding	197.13	Slippery Rock	168.97
Team Passing Efficiency Defense (161 ranked)	19	1	105.91	Frostburg St.	87.31	Slippery Rock	105.91
Team Sacks (161 ranked)	138	13	1.15	Grand Valley St.	4.25	Seton Hill	3.36
Team Tackles for Loss (161 ranked)	100	11	5.5	UNC Pembroke	10.9	Seton Hill	8.6
Time of Possession (161 ranked)	92	9	29:47	Harding	34:46	California (PA)	32:41
Total Defense (161 ranked)	61	8	326.7	Johnson C. Smith	222.3	Kutztown	266.1
Total Offense (161 ranked)	9	1	463.6	Central Mo.	593.8	Slippery Rock	463.6
Turnover Margin (161 ranked)	14	2	1.08	Quincy	1.73	East Stroudsburg	1.42
Turnovers Gained (159 ranked)	13	2	26	Quincy Tiffin	31 31	East Stroudsburg	29
Turnovers Lost (161 ranked)	17	1	12	Ashland	6	Bloomsburg East Stroudsburg Slippery Rock	12 12 12
Winning Percentage (153 ranked)	3	1	0.923	Colo. Sch. of Mines Harding	1.000 1.000	Slippery Rock	0.923



2023 NCAA Division II Football Championship

First Round
November 18

Second Round
November 25

Quarterfinals
December 2

****Semifinals**
December 9

Championship
December 16



* Host Institution
All times are Eastern time.
Information subject to change.

**The Division II Football Committee will seed the final four teams following completion of the quarterfinal games.

© 2023 National Collegiate Athletic Association. No commercial use without the NCAA's written permission.