







2024-25 ROBERT MORRIS BASKETBALL

NCAA: 1982, 1983, 1989, 1990, 1992, 2009, 2010, 2015, 2020 | NIT: 2008, 2013, 2014 | CIT: 2012, 2019

Contact: Ryan Gavatora 412-418-6569 (c) gavatora@rmu.edu

SCHEDULE			MATCHUP			GAME DAY INFORMATION		
11.4.24	@ West Virginia	L, 59-87				Date	November 30, 2024	
11.7.24	@ Delaware	L, 77-81				Time	2 p.m.	
11.10.24	Chatham	W, 79-51	6-2	Record	2-5	Location	Athens, Ohio.	
11.14.24	Stonehill -I	W, 63-51				Venue	Convocations Center	
11.15.24	Lindenwood -I	W, 67-53	0-0	Conferene	0-0	Capacity	13, 080	
11.17.24	New Orleans -I	W, 73-62	5-0	Home	1-0	Broadcast	RMU Gameday App	
11.21.24	@ Cornell	W, 86-76	1-2	Road	0-3	Play-by-Play	Chris Shovlin	
11.27.24	Canisius	W, 72-64	0-0	Neutral	1-2	Analysis	Jim Elias	
11.30.24	@ Ohio	2 p.m.	6-2	Last 10	2-5	Video	ESPN+	
12.4.24	Youngstown State*	7 p.m.	W6	Streak	11	Live Stats	Sidearm	
12.8.24	@ Purdue Fort Wayne*	2 p.m.	0-0	Common	0-0	Live X Updates	@RMUMBasketball	
12.17.24	Towson	7 p.m.	72.0	PPG	76.6	Referee		
12.21.24	Saint Francis U	1 p.m.	+6.4	Margin	55.3	Umpire 1		
12.29.24	Northern Kentucky*	2 p.m.	.411	FG%	.431	Umpire 2		
1.2.25	@ Detroit Mercy*	7 p.m.	.316	3FG%	.328	COACHING MATCHUP		
1.4.25	@ Oakland*	3 p.m.	.750	FT%	.741			
1.8.25	Cleveland State*	7 p.m.	42.3	Rebounds	32.3	Andy Toole	Jeff Boals	
1.12.25	Wright State*	2 p.m.	10.5	+/-	-6.4	232-234	Record	155-106
1.17.25	@ Green Bay*	7 p.m.	12.6	Assists	14.0	15th	Season	9th
1.19.25	@ Milwaukee*	3 p.m.	14.1	Turnovers	11.0	Same	at School	100-65
1.22.25	@ Youngstown State*	6 p.m.	0.9	A/TO	3.1	Same	Season at School	6th
1.25.25	Oakland*	2 p.m.	5.1	Steals	7.1	3-1	vs. Opponent	1-0
1.30.25	IU Indy*	7 p.m.	4.6	Blocks	3.6	1-0	vs. Coach	1-0
2.2.25	@ Wright State*	2 p.m.	SERIES			Penn	Alma Mater	Ohio
2.5.25	Detroit Mercy*	7 p.m.				2003	Graduation	1995
2.8.25	@ Northern Kentucky*	2 p.m.	Overall			  RMUMBASKETBALL		
2.12.25	@ Cleveland State*	7 p.m.						
2.15.25	Purdue Fort Wayne*	2 p.m.	In Moon (at Sewall Center)			4-0		
2.21.25	Green Bay*	7 p.m.	In Athens (at Convocations Center)			2-5		
2.23.25	Milwaukee*	2 p.m.						
2.27.25	@ IU Indy*	6 p.m.						

I Urban-Bennett Invitational

* Horizon League game

PROBABLE STARTERS

2
PRATHER



GP/GS	PTS	REB	AST
8/8	10.4	2.9	1.0

3
DICKERSON



GP/GS	PTS	REB	BLK
8/5	10.4	6.1	2.9

4
OMDJAFD



GP/GS	PTS	REB	AST
8/8	11.5	5.4	1.5

7
FOLGUEIRAS



GP/GS	PTS	REB	AST
8/8	11.1	10.9	2.1

11
SMITH



GP/GS	PTS	REB	AST
8/5	9.6	3.8	2.9

No.	Name	Pos.	Ht.	Wt.	Cl.	Hometown.	High School	Prep School	Transfer
0	Tanner O'Grady	G	6-1	175	Jr.	Pittsburgh, Pa.	Upper St. Clair		
1	Justice Williams	G	6-4	175	Sr.	Philadelphia, Pa.	Monteverde Academy/LSU		
2	Ryan Prather Jr.	G/F	6-5	205	R-So.	Clarksburg, Md.	Clarksburg/Akron		
3	Amarion Dickerson	G/F	6-7	185	Jr.	Cleveland, Ohio	Rhodes/Mineral Area College		
4	Josh Omojafo	G	6-5	200	Jr.	Hamilton, Ontario	St. Jean de Brébeuf/Gannon		
6	Cyril Arvanitis	G/F	6-3	185	Jr.	Elberon, N.J.	Red Bank Catholic		
7	Alvaro Folgueiras	F	6-9	215	So.	Málaga, Spain	DME Academy (Fla.)		
8	Kam Woods	G	6-2	185	Sr.	Bessemer, Ala.	Pinson Valley/NC State NC AGT Troy		
10	Dilen Miller	G	6-4	185	Fr.	Chandler, Ariz.	Inspire (Ariz.) Prep		
11	DJ Smith	G	6-1	160	Jr.	N. Little Rock, Ark.	N. Little Rock/Bowling Green Little Rock		
13	Antallah Sandlin-El	F	6-8	205	R-Fr.	Lincoln, Neb.	Lincoln North Star		
14	Vasilije Serafimski	G	6-6	195	Jr.	Gostivar, N, Macedonia	High Medical School "Gostivar"		
23	Chris Ford	F	6-5	200	Sr.	Charlotte, N.C.	North Mecklenburg/Davidson		
31	Maurio Hanson, Jr.	F	6-7	200	Fr.	Charlotte, N.C.	Chambers		
45	Ismael Plet	F	6-8	230	Gr.	Amsterdam, Netherlands	Va. Episcopal School/ UAPB Oral Roberts		

HEAD COACH:

Andy Toole - Penn '03 - 15th year, 18th year on staff

ASSISTANT COACHES:

Kim Lewis - Tulane '94 - 1st year

George Aramide - Thompson Rivers '10 - 1st year

Anthony Richards - Le Moyne in '18 - 1st year

SUPPORT STAFF:

Matthew Sweet - Dayton '17 - 6th year

Blake Kingsley- Oregon '16 - 1st year

PRONUNCIATIONS:

#2 Ryan Prather - PRAY-thur

#3 Amarion Dickerson - a-MAR-e-on

#4 Josh Omojafo - omo-JAF-o

#6 Cyril Arvanitis - Searl R-vuh-KNEE-tus

#7 Alvaro Folgueiras - al-VAH-row Fool-gair-us (long a)

#13 Antallah Sandlin-El - Un-tall-uh

#14 Vasilije Serafimski - va-SIL-let sera-fim-OW-ski

45 Ismael Plet - ish-MAIL



THE TOOLE FILE

Personal

Hometown Red Bank, N.J.
Alma Mater..... Penn, 2003
Wife..... Brooke
Sons..... Ryan and Colin

Coaching Experience

Robert Morris

Head Coach (2010 – present)

Robert Morris

Associate Head Coach (2008-10)

Robert Morris

Assistant Coach (2007-08)

Lafayette

Assistant Coach (2006-07)

Playing Experience

Elon 1998-00

Penn 2000-03

Head Coaching Record

2010-11 18-14

2011-12 26-11

2012-13 24-11

2013-14 22-14

2014-15 20-15

2015-16 10-22

2016-17 14-19

2017-18 16-17

2018-19 18-17

2019-20 20-14

2020-21 4-15

2021-22 8-24

2022-23 16-17

2023-24 10-22

2024-25 6-2

Total..... 232-234

Conference Awards

NEC Coach of the Year 2014

Andy Toole enters his 15th season as the Pat Gallagher Head Coach of the Colonials in 2023-24. Introduced as the eighth head coach in the program's 47-year NCAA Division I history May 11, 2010.

Named an assistant coach under former head coach Mike Rice in 2007, Toole was elevated to associate head coach the following season before taking over the reigns as head coach in 2010.

During Toole's tenure as head coach at RMU, the Colonials have claimed two Northeast Conference (NEC) regular-season championships (2013, 2014), appeared in five NEC Tournament championship games (2011, 2012, 2014, 2015, 2020) and have made six national postseason appearances. Toole has led RMU to a pair of automatic bids to the NCAA Tournament (2015, 2020), two appearances in the National Invitation Tournament (NIT) (2013, 2014) and two spots in the CollegeInsider.com Postseason Tournament (2012, 2019).

In the first round of the 2021 Horizon League Tournament, Toole guided the Colonials to a 77-73 victory at Youngstown State (3.1.22). In addition to the marking the first win in program history in the Horizon League postseason, it marked career victory No. 200 for Toole while on the sidelines at RMU.

Toole helped RMU usher in a new era in historic fashion in 2019 with the opening of the UPMC Events Center. The Colonials opened the building in front of a sold-out crowd against Pitt in November and closed the home season with a 77-67 victory over Saint Francis U March 10, 2020, in front of 4,034 fans to help RMU claim its league-high ninth NEC Tournament championship and automatic bid to the NCAA Tournament. Overall in 2019-20, the Colonials finished with a record of 20-14 (.588).

In 2011-12, his second year as head coach, Toole led the Colonials to an overall record of 26-11 (.703). RMU tied a school record for victories by advancing to the quarterfinals of the 2012 CIT thanks to road wins over Indiana State and Toledo.

In 2012-13, RMU claimed its 10th NEC regular-season championship with a ledger of 14-4 (.778) in conference action and overall finished 24-11 (.686). The Colonials earned a spot in the 2013 NIT, advancing to the second round thanks to a landmark 59-57 victory over Kentucky in front of 3,444 fans at the Charles L. Sewall Center.

RMU earned its second straight NEC regular-season crown in 2013-14 with a record of 14-2 (.875) in league play and finished 22-14 (.611) overall. For his efforts, Toole was named the 2014 NEC Jim Phelan Coach of the Year. Led by a career-high 38 points from 2014 NEC Player of the Year Karvel Anderson (2012-14), the Colonials notched a win in the first round of the NIT for the second consecutive year with an 89-78 victory at St. John's. In the history of the NIT, a No. 8 seed has knocked off a No. 1 seed just four times, with RMU owning two of those victories thanks to its wins over Kentucky and St. John's.

Toole guided RMU to an overall record of 20-15 (.571) in 2014-15, including a mark of 12-6 (.667) in the NEC. The Colonials finished in a tie for second place with Bryant in the league standings and as the No. 2 seed claimed the 2015 NEC Tournament title with a 66-63 win at No. 1 seed St. Francis Brooklyn. The win over the Terriers helped RMU secure its league-high eighth NEC Tournament title and subsequent bid to the NCAA Tournament.

RMU earned its first NCAA Tournament victory since 1983 and second overall in program history by posting an 81-77 victory over North Florida as part of the 2015 NCAA First Four at UD Arena in Dayton, Ohio. Two days later the Colonials fell to eventual 2015 national champion Duke, 85-56, in Charlotte, N.C.

During the 2018-19 season, Toole led RMU to an overall mark of 18-17 (.514), including a mark of 11-7 (.611) in the NEC. The Colonials accepted their second invite to the CIT, posting a 98-89 overtime win over Cornell at the North Athletic Complex for its third victory in program history in the tournament.

In his first season at the helm in 2010-11, Toole guided RMU to an overall record of 18-14 (.563), including a mark of 12-6 (.667) in the NEC. The Colonials advanced to the championship game of the NEC Tournament, falling three minutes shy of earning their third straight title before falling in overtime at LIU Brooklyn, 85-82.

While RMU's overall success is apparent, the program's accomplishments in conference play are also clear.

In their last 13 years as a member of the NEC, the Colonials posted a mark of 161-71 (.694) against league opposition. RMU won outright NEC regular-season titles in 2008, 2009, 2013 and 2014 and shared the championship in 2010 with Quinnipiac.

In 2008, the Colonials made their first appearance in the NIT, dropping an 87-81 decision to No. 1 overall seed Syracuse at the Carrier Dome. In both 2009 and 2010, RMU earned automatic berths to the NCAA Tournament thanks to winning its sixth and seventh NEC Tournament championships, respectively.

In the 2009 NCAA Tournament as a No. 15 seed, the Colonials fell to eventual national runner-up Michigan State, 77-62, in the first round at the Hubert H. Humphrey Metrodome in Minneapolis, Minn. In the 2010 NCAA Tournament, RMU nearly upset No. 2 seed Villanova in the first round at the Dunkin' Donuts Center in Providence, R.I., before falling, 73-70, in overtime.

Prior to coming to RMU in 2007, Toole spent the 2006-07 season as an assistant at Lafayette College in Easton, Pa. While an assistant with the Leopards, Toole assisted in all facets of the program, from recruiting to player development. He was responsible for helping recruit student-athletes that helped lead Lafayette to the 2010 Patriot League Tournament championship game against Lehigh.

Toole was a four-year starter at the Division I level, playing for Elon University (1998-2000) before transferring to the University of Pennsylvania (2000-03).

Toole and his wife, Brooke, reside in the Pittsburgh suburb of Mt. Lebanon, with their two sons, Ryan and Colin.

OPPONENT	RECORD		
Air Force	0-1	Kansas State	0-1
Alabama	0-1	Kent State	0-1
Appalachian State	0-1	Kentucky	1-2
Arizona	0-1	La Salle	1-0
Arkansas	0-1	Lafayette	1-1
Belmont	0-1	Lancaster Bible	1-0
Bowling Green	1-2	Lehigh	1-2
Bradley	1-0	Lindenwood	1-0
Bryant	15-4	Little Rock	1-0
Bucknell	0-2	LIU	14-7
Buffalo	1-3	Louisiana-Lafayette	2-0
Campbell	2-0	Louisville	0-1
Canisius	1-3	Marquette	0-1
Central Connecticut	11-7	Marshall	0-3
Central Florida	0-1	Memphis	0-1
Central Michigan	2-0	Mercer	0-1
Chatham	1-0	Merrimack	1-1
Chattanooga	0-1	Milwaukee	4-3
Cincinnati	0-1	Mississippi Valley State	2-0
Clemson	0-1	Missouri State	0-1
Cleveland State	1-12	Monmouth	7-0
Columbia	0-1	Morgan State	0-1
Cornell	2-1	Mount Aloysius	1-0
Davidson	0-1	Mount St. Mary's	13-11
Dayton	0-1	N.C. State	0-1
Delaware	1-3	New Mexico State	0-1
DePaul	0-1	New Orleans	1-0
Detroit Mercy	3-5	Norfolk State	1-0
Drexel	1-1	North Carolina	0-1
Duke	0-1	North Florida	1-0
Duquesne	7-1	Northern Kentucky	1-7
Eastern Michigan	0-1	Notre Dame	0-1
Evansville	0-1	Oakland	2-9
Fairfield	0-1	Ohio	3-1
Fairleigh Dickinson	16-6	Ohio State	0-2
Florida Gulf Coast	1-1	Oklahoma State	0-1
Fordham	1-0	Penn	0-3
Geneva	1-0	Pitt Greensburg	1-0
Georgetown	0-1	Pittsburgh	0-3
Georgia	0-1	Point Park	2-0
Grand Canyon	0-1	Presbyterian	0-1
Green Bay	3-3	Providence	0-1
Hampton	3-0	Purdue	0-1
Hood	1-0	Purdue Fort Wayne	4-5
Howard	1-0	Quinnipiac	2-4
Indiana State	1-0	Richmond	0-1
IUPUI	5-2	Rider	2-2
Jacksonville	0-1	Sacred Heart	15-4
James Madison	1-0	Saint Francis U	15-10
		Saint Peter's	2-0
		Saint Vincent	1-0
		San Diego	0-1
		Savannah State	1-1
		Siena	0-2
		South Alabama	0-1
		St. Francis Brooklyn	14-8
		St. John's	1-0
		Stetson	1-0
		Stonehill	1-0
		Tennessee Tech	0-1
		Toledo	1-3
		Towson	1-1
		UIC	0-5
		ULM	1-0
		UNLV	0-1
		USC	0-1
		UT Arlington	1-0
		Virginia	0-1
		Wagner	13-10
		West Virginia	0-2
		West Virginia Wesleyan	1-0
		Wisconsin	0-1
		Wright State	1-7
		Xavier	0-2
		Youngstown State	7-11
		TOTAL	232-234

HEAD COACH ANDY TOOLE

RMU VISITS OHIO

RMU (6-2) puts its six-game winning streak on the line on Saturday afternoon when they visit Ohio (2-5) at the Convocations Center. Tipoff is scheduled for 2 p.m.

RMU LATELY

RMU is coming off a 72-64 victory over Canisius on Wednesday evening. Amarion Dickerson recorded career-highs of 19 points, 13 rebounds and four assists in the win. The six game winning streak is the longest since January 25 – February 13, 2020, also six games.

OHIO LATELY

Ohio is coming off the three-game Myrtle Beach Invitational MTE in which they fell to Middle Tennessee 83-81 in overtime, defeated Portland 85-73 and fell to Texas State 74-65. AJ Clayton leads the MAC with 14 blocks and 58 3-point attempts.

RMU AND OHIO HISTORY

RMU and Ohio began playing in 1979 and have met a total of 11 times, with the Colonials holding a 6-5 edge. The series has seen 11 different head coaches and seven of the 11 games have been decided by less than 10 points. The Colonials have won four of the last five games.

RMU AND OHIO LAST TIME OUT

In the third game of the Kentucky Classic, Ohio defeated RMU 85-71 at the Convocations Center.

RMU AND OHIO BREAKDOWN

RMU leads the all-time series 6-5

In Moon (at Sewall Center)	4-0
In Athens (at Convocations Center)	2-5

RMU VS. OHIO GAME-BY-GAME

2/26/79	Convocations Center	L, 74-75
12/3/86	Sewall Center	W, 58-56
12/2/87	Convocations Center	L, 57-87
12/12/91	Convocations Center	L, 67-78
12/5/92	Sewall Center	W, 72-70
12/11/93	Convocations Center	L, 52-74
1/2/10	Sewall Center	W, 81-79
1/2/11	Convocations Center	W, 79-76
1/2/12	Convocations Center	W, 70-67
12/1/12	Sewall Center	W, 84-76
11/15/21	Convocations Center	L, 71-85

RMU AND OHIO BY THE NUMBERS

Common opponents this season	0
------------------------------	---

Overtime games	0
Games decided by 11-20 points	1
Games decided by 21 points or more	2
Total venues played	2
Average margin of victory for RMU	3.3
Number of Ohio wins	5
Number of RMU wins	6
Games decided by 10 points or less	7
Head coaches in the series	11
Total meetings	11
Average margin of victory for Ohio	16.0
Average points scored by RMU	69.5
Average points scored by Ohio	74.8
Fewest combined points	114
Most combined points	160
Number of miles between venues	206.5
Total points scored by RMU	765
Total points scored by Ohio	823
Days since last meeting	1,108
Total points scored by both teams	1,588
Days since the series began	16,711

TEAM SERIES HIGHS FOR RMU

Most points	84
Fewest points	52
Largest margin of victory	8
Winning Streak	4

TEAM SERIES HIGHS OHIO

Most points	87
Fewest points	56
Largest margin of victory	30
Winning Streak	2

COMMON OPPONENTS

RMU and Canisius do not have a common opponent this season.

FOR WHOM THE EL TOLLS

After putting up career-highs of 14 points, six field goals, seven rebounds in 19 minutes in RMU's 86-76 victory at Cornell, Antallah Sandlin-El was named Horizon League Freshman of the Week on November 25.

NATIONAL LEADERS

Dickerson is currently the nation's leader in blocks with 23. Alvaro Folgueiras is first in the NCAA with 10.9 rebounds per game.

SWATTING HIS WAY INTO THE RECORD BOOK

Dickerson set a new RMU school record with seven blocks against Stonehill on November 14. The previous record was held by Elijah

Minnie with six blocks on January 23, 2016 at Bryant. Only Gabe Dynes of Youngstown State and Alex Karaban of UConn have recorded seven blocks this season.

IK JOSH

In RMU's victory against Canisius, Josh Omojafo scored his 1,000 career point. The transfer from Gannon had 911 points in his two years in Erie.

JUST IN CASE YOU WERE WONDERING...

RMU last won seven straight games February 21 - March 18, 2015 which included the Northeast Conference title against St. Francis (NY) and a victory in the First Four over North Florida.

UP NEXT

Colonials return home to host open Horizon League play against Youngstown State on Wednesday, December 4 at the UPMC Events Center. Tipoff is scheduled for 7 p.m.

CLASS OF 2011

There were 49 new head coaches hired prior to the 2010-11 season. Toole ranks 10th in wins for those who are still at the same institution.

NAME, SCHOOL	WINS
1. Dana Altman, Oregon	352
2. Greg McDermott, Creighton	329
3. Tad Boyle, Colorado	303
4. Leon Rice, Boise State	295
5. Russell Turner, UC Irvine	294
6. Fran McCaffery, Iowa	286
7. Tod Kowalczyk, Toledo	283
8. Brad Brownell, Clemson	271
9. Bob Marlin, Louisiana	266
10. Andrew Toole, Robert Morris	232
11. Keith Richard, Louisiana-Monroe	166

WE'RE ALL FROM SOMEWHERE

The 15 student-athletes that make up the 2024-25 roster hail from nine different states. In addition, four student-athletes are international. Here's how far each has traveled to get to RMU.

NAME	MILES FROM RMU
O'Grady (Upper St. Clair, Pa.)	19
Dickerson (Cleveland, Ohio)	124
Prather (Clarksburg, Md)	230
Omojafo (Hamilton, Ontario)	281
Williams (Philadelphia, Pa.)	321
Arvanitis (Elberon, N.J.)	395
Hanson (Charlotte, N.C.)	450

Ford (Charlotte, N.C.)	457
Woods (Bessemer, Ala.)	768
Smith (North Little Rock, Ark.)	910
Sandlin'El (Lincoln, Neb.)	960
Miller (Chandler, Ariz.)	2,060
Plet (Amsterdam, Netherlands)	3,892
Folgueiras (Málaga, Spain)	3,969
Serafimoski (Gostivar, North Macedonia)	4,913

THE SIX DEGREES OF COACHING

RMU head coach Andy Toole can be connected to Ohio head coach Jeff Boals, based on the "six degrees of separation". Certain exceptions apply.

1. Boals has Kyle Barlow on staff (2019-present)
2. Barlow was a GA at Michigan under John Beilein (2012-13)
3. John Beilein had Patrick Beilein as a GA at Michigan (2008-10)
4. Patrick Beilein was an assistant at Dartmouth with Joe Gallo (2010-11)
5. Gallo was an assistant at RMU under Toole (2012-16)

When RMU scores

30-40	0-0
41-50	0-0
51-60	0-1
61-70	2-0
71-80	4-1
81-90	0-0
91-100	0-0

When Opponent scores

30-40	0-0
41-50	0-0
51-60	3-0
61-70	3-0
71-80	0-0
81-90	0-2
91-100	0-0

When RMU shoots

.200-.300	0-0
.301-.400	1-2
.401-.500	4-0
.501-.600	1-0
.601-.700	0-0
.701-.800	0-0

When Opponent shoots

.200-.300	0-0
.301-.400	4-0
.401-.500	2-1
.501-.600	0-1
.601-.700	0-0
.701-.800	0-0

REBOUNDS

When RMU out-rebounds its opponent	6-1
When opponent out-rebounds RMU	0-1
When rebounds are equal	0-0

TURNOVERS

When RMU has more turnovers	6-1
When Opponent has more turnovers	0-1
When Turnovers are equal	0-0

LEADS

When RMU leads at halftime	5-0
When opponent leads at halftime	1-2
When tied at halftime	0-0
In Overtime	0-0

RECORD BY MONTH

Games in November	6-2
Games in December	0-0
Games in January	0-0
Games in February	0-0
Games in March	0-0

AGAINST CONFERENCES

Big 12	0-1
CAA	0-1
Horizon	0-0
Ivy	1-0
MAAC	1-0
MAC	0-0
NEC	1-0
OVC	1-0
PAC	1-0
Southland	1-0

STARTING 5 RECORDS

Omojafa Woods Prather Folqueiras Plet	1-2
Omojafa Smith Prather Folqueiras Dickerson	5-0

THE LAST TIME RMU...

Scored 110+ points	111 vs. West Virginia Wesleyan (11.16.22)
Scored 100+ points	102 vs. Detroit Mercy (1.17.24)
Scored 90+ points	91 vs. Purdue Fort Wayne (1.12.24)
Scored 50 points or less	43 vs. Oakland (2.22.24)
Scored 40 points or less	39 at No. 13 Virginia (12.16.16)
Won in overtime	67-71 vs. Green Bay (2.8.24)
Won in double overtime	102-99 vs. Detroit Mercy (1.17.24)
Lost in overtime	76-81 vs. Green Bay (2.8.24)
Won 5+ consecutive games	11.10.24 - present (6 games)
Lost 5+ consecutive games	2.14.24 - 3.5.24 (7 games)
Won 10+ consecutive games	12.30.07 - 3.6.08 (14 games)
Lost 10+ consecutive games	12.2.95 - 1.22.96 (13 games)

THE LAST TIME AN OPPONENT...

Scored 110+ points	111 at Seton Hall (11.18.07)
Scored 100+ points	101 Wright State (2.17.24)
Scored 90+ points	99 Detroit Mercy (1.17.24)
Scored 50 points or less	46 vs. Saint Vincent (12.17.23)
Scored 40 points or less	38 at Green Bay (1.21.23)

THE LAST TIME A RMU PLAYER RECORDED...

40+ points	49 Josh Williams vs. Mount Aloysius (11.14.18)
35+ points	45 AJ Jackson vs. Quinnipiac (2.12.06)
30+ points	31 Markeese Hastings & TJ Wainwright vs. UDM (1.17.24)
20+ rebounds	20 AJ Bramah vs. Wagner (1.11.20)
15+ rebounds	15 Markeese Hastings vs. UDM (1.17.24)
10+ assists	11 Michael Green, III vs. IUPUI (1.9.23)
10+ steals	10 Chipper Harris vs. St. Francis Brooklyn (1.22.83)
15+ free throws	17 Markeese Hastings vs. UDM (1.17.24)
5+ blocks	7 Amarion Dickerson vs. Stonehill (11/14/24)

MARGINS OF VICTORY

	# GAMES
8	1
10	1
11	1
12	1
14	1
28	1

MARGINS OF DEFEAT

	# GAMES
4	1
28	1

LARGEST LEAD

17	at Cornell (11/21/24)
----	-----------------------

LARGEST DEFECIT

29	at WVU (11/4/24))
----	-------------------

LARGEST LEAD LOST

11	at Delaware (11.7.24)
----	-----------------------

LARGEST DEFECIT OVERCOME

5	at Delaware (11.7.24)
5	Canisius (11.27.24)



Robert Morris Men's Basketball
Individual Career Summaries
All games

Page 1/9
as of Nov 27, 2024

ARVANITIS, Cyril

				Field Goals		3-Point		F-Throws		Rebounds									Scoring	
SEASON	TEAM	GP-GS	MIN/AVG	FG-FGA	FG%	3FG-3FGA	3FG%	FT-FTA	FT%	OFF	DEF	TOT	AVG	PF-FO	A	TO	BLK	STL	PTS	AVG
2022-23	RM	3-0	7/2.3	1-2	.500	1-2	.500	0-0	.000	0	0	0	0.0	0-0	0	1	0	0	3	1.0
2023-24	RM	4-0	4/1.1	1-2	.500	1-2	.500	0-0	.000	0	0	0	0.0	0-0	0	0	0	0	3	0.8
TOTAL		7-0	11/1.6	2-4	.500	2-4	.500	0-0	.000	0	0	0	0.0	0-0	0	1	0	0	6	0.9

Single Game Highs

Statistic	Value	
Points	3	vs West Va. Wesleyan 11/16/22, at Northern Ky. 11/29/23
FG Made	1	at Northern Ky. 11/29/23, vs West Va. Wesleyan 11/16/22
FG Attempts	1	4 times
3FG Made	1	vs West Va. Wesleyan 11/16/22, at Northern Ky. 11/29/23
3FG Attempts	1	4 times

DICKERSON, Amarion

				Field Goals		3-Point		F-Throws		Rebounds										Scoring	
SEASON	TEAM	GP-GS	MIN/AVG	FG-FGA	FG%	3FG-3FGA	3FG%	FT-FTA	FT%	OFF	DEF	TOT	AVG	PF-FO	A	TO	BLK	STL	PTS	AVG	
2024-25	RM	8-5	211/26.3	32-61	.525	4-12	.333	15-27	.556	15	34	49	6.1	23-1	11	10	23	5	83	10.4	
TOTAL		8-5	211/26.3	32-61	.525	4-12	.333	15-27	.556	15	34	49	6.1	23-1	11	10	23	5	83	10.4	

Single Game Highs

Statistic	Value	
Points	19	vs Canisius 11/27/24
Rebounds	13	vs Canisius 11/27/24
Assists	4	vs Canisius 11/27/24
Steals	2	vs Stonehill 11/14/24
Blocks	7	vs Stonehill 11/14/24
FG Made	7	vs Canisius 11/27/24, at Cornell 11/21/24
FG Attempts	12	vs Lindenwood 11/15/24, at Cornell 11/21/24
3FG Made	2	at Delaware 11/07/24
3FG Attempts	3	at Cornell 11/21/24
FT Made	6	vs Stonehill 11/14/24
FT Attempts	11	vs Stonehill 11/14/24



Robert Morris Men's Basketball
Individual Career Summaries
All games

Page 2/9
as of Nov 27, 2024

FOLGUEIRAS, Alvaro

				Field Goals		3-Point		F-Throws		Rebounds										Scoring	
SEASON	TEAM	GP-GS	MIN/AVG	FG-FGA	FG%	3FG-3FGA	3FG%	FT-FTA	FT%	OFF	DEF	TOT	AVG	PF-FO	A	TO	BLK	STL		PTS	AVG
2023-24	RM	32-6	569/17.8	67-147	.456	20-70	.286	14-19	.737	48	95	143	4.5	62-1	39	32	21	13		168	5.3
2024-25	RM	8-8	211/26.4	31-59	.525	7-18	.389	20-23	.870	18	69	87	10.9	19-0	17	19	7	10		89	11.1
TOTAL		40-14	780/19.5	98-206	.476	27-88	.307	34-42	.810	66	164	230	5.8	81-1	56	51	28	23		257	6.4

Single Game Highs

Statistic	Value	
Points	19	vs Chatham 11/10/24, vs New Orleans 11/17/24, at Cornell 11/21/24
Rebounds	15	vs Saint Vincent 12/17/23
Assists	5	vs IU Indy 01/04/24, at Purdue Fort Wayne 03/02/24
Steals	4	at Cornell 11/21/24
Blocks	3	at Purdue Fort Wayne 03/05/24
FG Made	8	vs Chatham 11/10/24
FG Attempts	11	at Cornell 11/21/24
3FG Made	4	at Milwaukee 12/29/23
3FG Attempts	5	at Milwaukee 12/29/23, at Cleveland St. 01/28/24, at Purdue Fort Wayne 03/05/24
FT Made	7	at Wright St. 02/17/24
FT Attempts	8	at Wright St. 02/17/24

FORD, Chris

				Field Goals		3-Point		F-Throws		Rebounds										Scoring	
SEASON	TEAM	GP-GS	MIN/AVG	FG-FGA	FG%	3FG-3FGA	3FG%	FT-FTA	FT%	OFF	DEF	TOT	AVG	PF-FO	A	TO	BLK	STL		PTS	AVG
2021-22	DC	8-0	28/3.5	6-10	.600	0-0	.000	0-0	.000	5	6	11	1.4	0-0	1	1	0	0		12	1.5
2022-23	RM	33-0	338/10.3	21-40	.525	1-5	.200	11-18	.611	24	39	63	1.9	24-0	13	20	2	7		54	1.6
2023-24	RM	30-10	483/16.1	44-69	.638	1-1	1.000	7-38	.184	45	45	90	3.0	49-0	25	17	8	11		96	3.2
2024-25	RM	7-0	80/11.4	4-10	.400	0-0	.000	0-0	.000	7	10	17	2.4	3-0	1	2	1	2		8	1.1
TOTAL FOR RM		70-10	901/12.9	69-119	.580	2-6	.333	18-56	.321	76	94	170	2.4	76-0	39	39	11	20		158	2.3
TOTAL		78-10	929/11.9	75-129	.581	2-6	.333	18-56	.321	81	100	181	2.3	76-0	40	40	11	20		170	2.2

Single Game Highs

Statistic	Value	
Points	12	vs West Va. Wesleyan 11/16/22
Rebounds	11	vs JWU (Charlotte) 12/22/21
Assists	3	at Green Bay 01/21/23, vs Cornell 12/22/23, at Oakland 02/01/24
Steals	2	at Delaware 11/07/24, vs Cornell 12/22/23
Blocks	2	vs Green Bay 02/08/24
FG Made	5	vs JWU (Charlotte) 12/22/21, vs West Va. Wesleyan 11/16/22, vs IU Indy 01/04/24
FG Attempts	7	vs JWU (Charlotte) 12/22/21, vs West Va. Wesleyan 11/16/22, vs Wright St. 01/10/24
3FG Made	1	vs West Va. Wesleyan 11/16/22, at Detroit Mercy 02/03/24
3FG Attempts	2	vs West Va. Wesleyan 11/16/22
FT Made	2	5 times
FT Attempts	5	vs Green Bay 02/08/24



Robert Morris Men's Basketball
Individual Career Summaries
All games

Page 3/9
as of Nov 27, 2024

HANSON JR., Mauro

				Field Goals		3-Point		F-Throws		Rebounds									Scoring	
SEASON	TEAM	GP-GS	MIN/AVG	FG-FGA	FG%	3FG-3FGA	3FG%	FT-FTA	FT%	OFF	DEF	TOT	AVG	PF-FO	A	TO	BLK	STL	PTS	AVG
2024-25	RM	1-0	4/3.6	0-3	.000	0-1	.000	0-0	.000	0	1	1	1.0	2-0	0	3	0	0	0	0.0
TOTAL		1-0	4/3.6	0-3	.000	0-1	.000	0-0	.000	0	1	1	1.0	2-0	0	3	0	0	0	0.0

Single Game Highs

Statistic		Value	
Rebounds		1	vs Chatham 11/10/24
FG Attempts		3	vs Chatham 11/10/24
3FG Attempts		1	vs Chatham 11/10/24

MILLER, Dilen

				Field Goals		3-Point		F-Throws		Rebounds									Scoring	
SEASON	TEAM	GP-GS	MIN/AVG	FG-FGA	FG%	3FG-3FGA	3FG%	FT-FTA	FT%	OFF	DEF	TOT	AVG	PF-FO	A	TO	BLK	STL	PTS	AVG
2024-25	RM	8-0	137/17.1	10-40	.250	9-28	.321	8-8	1.000	1	11	12	1.5	11-0	11	8	0	8	37	4.6
TOTAL		8-0	137/17.1	10-40	.250	9-28	.321	8-8	1.000	1	11	12	1.5	11-0	11	8	0	8	37	4.6

Single Game Highs

Statistic	Value	
Points	10	vs Chatham 11/10/24
Rebounds	3	vs Stonehill 11/14/24, at West Virginia 11/04/24
Assists	2	4 times
Steals	2	vs Chatham 11/10/24, at Cornell 11/21/24
FG Made	2	4 times
FG Attempts	10	vs New Orleans 11/17/24
3FG Made	2	at West Virginia 11/04/24, vs Chatham 11/10/24, vs New Orleans 11/17/24
3FG Attempts	8	vs New Orleans 11/17/24
FT Made	4	vs Chatham 11/10/24
FT Attempts	4	vs Chatham 11/10/24



Robert Morris Men's Basketball
Individual Career Summaries
All games

Page 4/9
as of Nov 27, 2024

O'GRADY, Tanner

				Field Goals		3-Point		F-Throws		Rebounds									Scoring	
SEASON	TEAM	GP-GS	MIN/AVG	FG-FGA	FG%	3FG-3FGA	3FG%	FT-FTA	FT%	OFF	DEF	TOT	AVG	PF-FO	A	TO	BLK	STL	PTS	AVG
2022-23	RM	3-0	7/2.3	2-3	.667	0-0	.000	0-0	.000	0	0	0	0.0	0-0	2	1	0	1	4	1.3
2023-24	RM	7-0	19/2.8	3-7	.429	1-3	.333	0-4	.000	0	2	2	0.3	4-0	3	2	0	3	7	1.0
2024-25	RM	1-0	1/0.9	0-0	.000	0-0	.000	0-0	.000	0	1	1	1.0	0-0	0	0	0	0	0	0.0
TOTAL		11-0	27/2.5	5-10	.500	1-3	.333	0-4	.000	0	3	3	0.3	4-0	5	3	0	4	11	1.0

Single Game Highs

Statistic	Value	
Points	3	at Purdue Fort Wayne 03/02/24
Rebounds	2	vs Saint Vincent 12/17/23
Assists	3	vs IU Indy 01/04/24
Steals	1	4 times
FG Made	1	5 times
FG Attempts	4	vs Saint Vincent 12/17/23
3FG Made	1	at Purdue Fort Wayne 03/02/24
3FG Attempts	2	vs Saint Vincent 12/17/23
FT Attempts	4	vs Northern Ky. 02/28/24

OMOJAFO, Josh

				Field Goals		3-Point		F-Throws		Rebounds									Scoring	
SEASON	TEAM	GP-GS	MIN/AVG	FG-FGA	FG%	3FG-3FGA	3FG%	FT-FTA	FT%	OFF	DEF	TOT	AVG	PF-FO	A	TO	BLK	STL	PTS	AVG
2022-23	Gannon	26-18	626/24.1	78-169	.462	14-48	.292	42-66	.636	30	42	72	2.8	55-1	18	40	8	19	212	8.2
2023-24	Gannon	35-35	887/25.3	213-443	.481	29-91	.319	244-297	.822	38	61	99	2.8	95-3	49	64	5	53	699	20.0
2024-25	RM	8-8	240/30.1	26-69	.377	5-20	.250	35-45	.778	13	30	43	5.4	23-1	12	18	3	4	92	11.5
TOTAL FOR RM		8-8	240/30.1	26-69	.377	5-20	.250	35-45	.778	13	30	43	5.4	23-1	12	18	3	4	92	11.5
TOTAL		69-61	1754/25.4	317-681	.465	48-159	.302	321-408	.787	81	133	214	3.1	173-5	79	122	16	76	1003	14.5

Single Game Highs

Statistic	Value	
Points	32	vs West Chester 12/19/23
Rebounds	10	vs New Orleans 11/17/24
Assists	8	at Cornell 11/21/24
Steals	5	vs Lincoln (PA) 03/15/24
Blocks	2	at Slippery Rock 01/04/23, at California (PA) 02/08/23, vs Pitt.-Johnstown 02/25/24
FG Made	11	vs Millersville 03/09/24
FG Attempts	18	vs Slippery Rock 02/14/24, vs Charleston (WV) 03/19/24
3FG Made	3	at Clarion 01/23/23, vs Clarion 02/17/24, vs Lindenwood 11/15/24
3FG Attempts	6	vs Clarion 02/17/24, vs Indiana (PA) 03/06/24
FT Made	13	vs California (PA) 02/03/24, vs CSUSB 03/26/24
FT Attempts	16	vs CSUSB 03/26/24



Robert Morris Men's Basketball
Individual Career Summaries
All games

Page 5/9
as of Nov 27, 2024

PLET, Ismael

				Field Goals		3-Point		F-Throws		Rebounds									Scoring	
SEASON	TEAM	GP-GS	MIN/AVG	FG-FGA	FG%	3FG-3FGA	3FG%	FT-FTA	FT%	OFF	DEF	TOT	AVG	PF-FO	A	TO	BLK	STL	PTS	AVG
2022-23	UAPB	30-26	602/20.1	57-108	.528	0-2	.000	25-55	.455	76	76	152	5.1	62-3	7	28	5	19	139	4.6
2023-24	UAPB	31-24	758/24.5	91-155	.587	1-1	1.000	50-80	.625	67	163	230	7.4	92-5	32	44	16	21	233	7.5
2024-25	RM	8-3	146/18.2	20-39	.513	0-1	.000	15-23	.652	10	17	27	3.4	14-0	7	8	2	1	55	6.9
TOTAL FOR RM		8-3	146/18.2	20-39	.513	0-1	.000	15-23	.652	10	17	27	3.4	14-0	7	8	2	1	55	6.9
TOTAL		69-53	1507/21.8	168-302	.556	1-4	.250	90-158	.570	153	256	409	5.9	168-8	46	80	23	41	427	6.2

Single Game Highs

Statistic	Value	
Points	18	vs Ecclesia 12/18/23
Rebounds	14	at Southern U. 01/27/24, vs Ark. Baptist 11/27/23
Assists	4	vs Alabama St. 01/08/24
Steals	4	vs Alabama A&M 01/06/24
Blocks	3	vs Ark. Baptist 11/27/23
FG Made	8	vs Ecclesia 12/18/23
FG Attempts	11	at Bethune-Cookman 01/16/23
3FG Made	1	vs Prairie View 02/24/24
3FG Attempts	1	4 times
FT Made	6	at Alcorn 03/09/24
FT Attempts	8	at Alcorn 03/09/24

PRATHER JR., Ryan

				Field Goals		3-Point		F-Throws		Rebounds									Scoring	
SEASON	TEAM	GP-GS	MIN/AVG	FG-FGA	FG%	3FG-3FGA	3FG%	FT-FTA	FT%	OFF	DEF	TOT	AVG	PF-FO	A	TO	BLK	STL	PTS	AVG
2023-24	UA	15-0	78/5.2	9-19	.474	3-12	.250	5-7	.714	7	6	13	0.9	7-0	5	1	1	1	26	1.7
2024-25	RM	8-8	223/27.8	25-62	.403	13-35	.371	20-23	.870	10	13	23	2.9	12-0	8	9	1	2	83	10.4
TOTAL FOR RM		8-8	223/27.8	25-62	.403	13-35	.371	20-23	.870	10	13	23	2.9	12-0	8	9	1	2	83	10.4
TOTAL		23-8	300/13.1	34-81	.420	16-47	.340	25-30	.833	17	19	36	1.6	19-0	13	10	2	3	109	4.7

Single Game Highs

Statistic	Value	
Points	19	vs Chatham 11/10/24
Rebounds	5	vs Stonehill 11/14/24
Assists	3	vs Lindenwood 11/15/24
Steals	1	at Cornell 11/21/24, vs New Orleans 11/17/24, at Buffalo 02/17/24
Blocks	1	vs Miami-Hamilton 12/17/23, vs Chatham 11/10/24
FG Made	5	vs Chatham 11/10/24
FG Attempts	13	vs Lindenwood 11/15/24
3FG Made	4	vs Chatham 11/10/24
3FG Attempts	8	vs Lindenwood 11/15/24
FT Made	6	vs Stonehill 11/14/24
FT Attempts	8	vs Stonehill 11/14/24



Robert Morris Men's Basketball
Individual Career Summaries
All games

Page 6/9
as of Nov 27, 2024

SANDLIN'EL, Antallah

				Field Goals		3-Point		F-Throws		Rebounds									Scoring	
SEASON	TEAM	GP-GS	MIN/AVG	FG-FGA	FG%	3FG-3FGA	3FG%	FT-FTA	FT%	OFF	DEF	TOT	AVG	PF-FO	A	TO	BLK	STL	PTS	AVG
2024-25	RM	3-0	39/13.0	9-18	.500	1-6	.167	2-4	.500	7	6	13	4.3	0-0	0	2	0	0	21	7.0
TOTAL		3-0	39/13.0	9-18	.500	1-6	.167	2-4	.500	7	6	13	4.3	0-0	0	2	0	0	21	7.0

Single Game Highs

Statistic	Value	
Points	14	at Cornell 11/21/24
Rebounds	7	at Cornell 11/21/24
FG Made	6	at Cornell 11/21/24
FG Attempts	9	at Cornell 11/21/24
3FG Made	1	at Cornell 11/21/24
3FG Attempts	2	vs Canisius 11/27/24, at West Virginia 11/04/24, at Cornell 11/21/24
FT Made	1	at West Virginia 11/04/24, at Cornell 11/21/24
FT Attempts	2	at West Virginia 11/04/24, at Cornell 11/21/24

SERAFIMOSKI, Vasilije

				Field Goals		3-Point		F-Throws		Rebounds								Scoring		
SEASON	TEAM	GP-GS	MIN/AVG	FG-FGA	FG%	3FG-3FGA	3FG%	FT-FTA	FT%	OFF	DEF	TOT	AVG	PF-FO	A	TO	BLK	STL	PTS	AVG
2023-24	RM	2-0	2/1.1	1-1	1.000	1-1	1.000	1-2	.500	0	0	0	0.0	0-0	0	0	0	1	4	2.0
TOTAL		2-0	2/1.1	1-1	1.000	1-1	1.000	1-2	.500	0	0	0	0.0	0-0	0	0	0	1	4	2.0

Single Game Highs

Statistic	Value	
Points	3	vs IU Indy 01/04/24
Steals	1	vs Saint Vincent 12/17/23
FG Made	1	vs IU Indy 01/04/24
FG Attempts	1	vs IU Indy 01/04/24
3FG Made	1	vs IU Indy 01/04/24
3FG Attempts	1	vs IU Indy 01/04/24
FT Made	1	vs Saint Vincent 12/17/23
FT Attempts	2	vs Saint Vincent 12/17/23



Robert Morris Men's Basketball
Individual Career Summaries
All games

Page 7/9
as of Nov 27, 2024

SMITH, D.j.

				Field Goals		3-Point		F-Throws		Rebounds									Scoring	
SEASON	TEAM	GP-GS	MIN/AVG	FG-FGA	FG%	3FG-3FGA	3FG%	FT-FTA	FT%	OFF	DEF	TOT	AVG	PF-FO	A	TO	BLK	STL	PTS	AVG
2021-22	LR	27-20	675/25.0	53-147	.361	14-51	.275	56-74	.757	16	47	63	2.3	52-2	58	57	2	24	176	6.5
2022-23	LR	31-31	939/30.3	110-275	.400	36-119	.303	66-79	.835	21	59	80	2.6	64-1	87	68	5	34	322	10.4
2023-24	BGSU	8-0	115/14.3	10-28	.357	6-19	.316	6-6	1.000	1	10	11	1.4	6-0	7	8	0	4	32	4.0
2024-25	RM	8-5	231/28.9	23-64	.359	14-39	.359	17-20	.850	10	20	30	3.8	19-0	23	21	0	5	77	9.6
TOTAL FOR RM		8-5	231/28.9	23-64	.359	14-39	.359	17-20	.850	10	20	30	3.8	19-0	23	21	0	5	77	9.6
TOTAL		74-56	1960/26.5	196-514	.381	70-228	.307	145-179	.810	48	136	184	2.5	141-3	175	154	7	67	607	8.2

Single Game Highs

Statistic	Value	
Points	27	vs UT Arlington 01/22/22
Rebounds	10	vs Philander Smith 12/11/21
Assists	8	vs Champion Chris. 11/12/21, at UT Arlington 02/17/22
Steals	3	5 times
Blocks	1	7 times
FG Made	9	at Southern Ill. 11/07/22
FG Attempts	16	at Southern Ill. 11/07/22, at Miami (OH) 11/26/22
3FG Made	5	vs UT Arlington 01/22/22
3FG Attempts	10	at Indiana 11/23/22
FT Made	9	vs Philander Smith 12/11/21, vs Tennessee St. 01/21/23
FT Attempts	10	vs Philander Smith 12/11/21, vs Tennessee St. 01/21/23



Robert Morris Men's Basketball
Individual Career Summaries
All games

Page 8/9
as of Nov 27, 2024

WILLIAMS, Justice

				Field Goals		3-Point		F-Throws		Rebounds									Scoring	
SEASON	TEAM	GP-GS	MIN/AVG	FG-FGA	FG%	3FG-3FGA	3FG%	FT-FTA	FT%	OFF	DEF	TOT	AVG	PF-FO	A	TO	BLK	STL	PTS	AVG
2021-22	LS	20-1	212/10.6	11-40	.275	2-11	.182	10-12	.833	6	10	16	0.8	11-0	13	9	2	11	34	1.7
2022-23	LS	23-7	365/15.8	29-86	.337	5-28	.179	14-22	.636	9	23	32	1.4	21-0	34	21	1	9	77	3.3
2023-24	RM	31-29	936/30.2	137-372	.368	50-159	.314	58-70	.829	22	71	93	3.0	48-1	76	73	10	25	382	12.3
TOTAL FOR RM		31-29	936/30.2	137-372	.368	50-159	.314	58-70	.829	22	71	93	3.0	48-1	76	73	10	25	382	12.3
TOTAL		74-37	1513/20.4	177-498	.355	57-198	.288	82-104	.788	37	104	141	1.9	80-1	123	103	13	45	493	6.7

Single Game Highs

Statistic	Value	
Points	21	vs FDU 11/26/23, at Xavier 11/06/23
Rebounds	8	vs FDU 11/26/23
Assists	5	4 times
Steals	2	11 times
Blocks	1	13 times
FG Made	8	vs Delaware 12/11/23
FG Attempts	19	at Purdue Fort Wayne 03/02/24
3FG Made	5	at IU Indy 01/20/24
3FG Attempts	11	at Purdue Fort Wayne 03/02/24
FT Made	8	at Xavier 11/06/23
FT Attempts	9	at Xavier 11/06/23



2024-25 Robert Morris Men's Basketball Combined Team Statistics All games

Page 1/1
as of Nov 28, 2024

Game Records

Record	Overall	Home	Away	Neutral
ALL GAMES	6-2	5-0	1-2	0-0
CONFERENCE	0-0	0-0	0-0	0-0
NON-CONFERENCE	6-2	5-0	1-2	0-0

Score by Periods

Team	1st	2nd	OT	TOT
Robert Morris	275	301	0	576
Opponents	262	263	0	525

Team Box Score

No.	Player				Total		3-Point		F-Throw		Rebounds												
		GP-GS	MIN	AVG	FG-FGA	FG%	3FG-3FGA	3FG%	FT-FTA	FT%	OFF	DEF	TOT	AVG	PF	DQ	A	TO	BLK	STL	PTS	AVG	
4	OMOJAFO, Josh	8-8	240:26	30.1	26-69	.377	5-20	.250	35-45	.778	13	30	43	5.4	23	1	12	18	3	4	92	11.5	
7	FOLGUEIRAS, Alvaro	8-8	211:09	26.4	31-59	.525	7-18	.389	20-23	.870	18	69	87	10.9	19	0	17	19	7	10	89	11.1	
2	PRATHER JR., Ryan	8-8	222:47	27.8	25-62	.403	13-35	.371	20-23	.870	10	13	23	2.9	12	0	8	9	1	2	83	10.4	
3	DICKERSON, Amaron	8-5	210:34	26.3	32-61	.525	4-12	.333	15-27	.556	15	34	49	6.1	23	1	11	10	23	5	83	10.4	
8	WOODS, Kam	3-3	77:50	25.9	13-45	.289	2-14	.143	3-7	.429	5	7	12	4.0	5	0	11	4	0	4	31	10.3	
11	SMITH, D.J.	8-5	231:20	28.9	23-64	.359	14-39	.359	17-20	.850	10	20	30	3.8	19	0	23	21	0	5	77	9.6	
13	SANDLIN'EL, Antallah	3-0	38:54	13.0	9-18	.500	1-6	.167	2-4	.500	7	6	13	4.3	0	0	0	2	0	0	21	7.0	
45	PLET, Ismael	8-3	145:60	18.2	20-39	.513	0-1	.000	15-23	.652	10	17	27	3.4	14	0	7	8	2	1	55	6.9	
10	MILLER, Dilen	8-0	136:55	17.1	10-40	.250	9-28	.321	8-8	1.000	1	11	12	1.5	11	0	11	8	0	8	37	4.6	
23	FORD, Chris	7-0	79:33	11.4	4-10	.400	0-0	.000	0-0	.000	7	10	17	2.4	3	0	1	2	1	2	8	1.1	
0	O'GRADY, Tanner	1-0	00:54	0.9	0-0	.000	0-0	.000	0-0	.000	0	1	1	1.0	0	0	0	0	0	0	0	0.0	
31	HANSON JR., Maurio	1-0	03:38	3.6	0-3	.000	0-1	.000	0-0	.000	0	1	1	1.0	2	0	0	3	0	0	0	0.0	
Team											10	13	23					9					
Total		8	1600		193-470	.411	55-174	.316	135-180	.750	106	232	338	42.3	131	2	101	113	37	41	576	72.0	
Opponents		8	1600		188-461	.408	55-183	.301	94-136	.691	63	191	254	31.8	151	5	90	95	26	61	525	65.6	

Team Statistics

	RM	OPP
Scoring		
Points per game	576	525
Scoring margin	72.0	65.6
	+6.4	-
Field goals-att		
Field goal pct	193-470	188-461
	.411	.408
3 point fg-att		
3-point FG pct	55-174	55-183
	.316	.301
3-pt FG made per game	6.9	6.9
Free throws-att		
Free throw pct	135-180	94-136
	.750	.691
F-Throws made per game	16.9	11.8
Rebounds		
Rebounds per game	338	254
	42.3	31.8
Rebounding margin	+10.5	-
Assists		
Assists per game	101	90
	12.6	11.3
Turnovers		
Turnovers per game	113	95
	14.1	11.9
Turnover margin	-2.3	-
Assist/turnover ratio	0.9	0.9
Steals		
Steals per game	41	61
	5.1	7.6
Blocks		
Blocks per game	37	26
	4.6	3.3
Winning streak		
Home win streak	6	-
	5	-
Attendance		
Home games-Avg/Game	831	10631
	5-166	3-3544
Neutral site-Avg/Game	-	0-0

Team Results

Date	Opponent		Score	Att.
11/04/2024	at West Virginia	L	59-87	9229
11/07/2024	at Delaware	L	77-81	1402
11/10/2024	Chatham	W	79-51	153
11/14/2024	Stonehill	W	63-51	0
11/15/2024	Lindenwood	W	67-53	678
11/17/2024	New Orleans	W	73-62	0
11/21/2024	at Cornell	W	86-76	0
11/27/2024	Canisius	W	72-64	0



0 | Tanner O'Grady
Guard 6'0" 175 lbs
Junior Pittsburgh, Pa.



1 | Justice Williams
Guard 6'4" 175 lbs
Senior Philadelphia, Pa.



2 | Ryan Prather Jr.
Guard/Forward 6'5" 205 lbs
Redshirt Sophomore Clarksburg, Md.



3 | Amarion Dickerson
Guard/Forward 6'7" 185 lbs
Junior Cleveland, Ohio



4 | Josh Omojafa
Guard 6'5" 200 lbs
Junior Hamilton, Ontario



6 | Cyril Arvanitis
Guard 6'3" 185 lbs
Junior Elberon, N.J.



7 | Alvaro Folgueiras
Forward 6'9" 215 lbs
Sophomore Málaga, Spain



8 | Kam Woods
Guard 6'2" 185 lbs
Senior Bessemer, Ala.



10 | Dilen Miller
Guard 6'4" 185 lbs
Freshman Chandler, Ariz



11 | DJ Smith
Guard 6'0" 160 lbs
Junior North Little Rock, Ark.



13 | Antallah Sandlin-El
Forward 6'8" 205 lbs
Redshirt Freshman Lincoln, Neb.



14 | Vasilije Serafimski
Guard 6'6" 195 lbs
Junior Gostivar, North Macedonia



23 | Chris Ford
Forward 6'5" 200 lbs
Senior Charlotte, N.C.



31 | Maurio Hanson Jr.
Guard 6'7" 200 lbs
Freshman Charlotte, N.C.



45 | Ismael Plet
Forward 6'8" 230 lbs
Graduate Amsterdam, Netherlands



HC | Andy Toole
15th season