ROBERT MORRIS BASKETBALL

7 NEC REGULAR-SEASON CHAMPIONSHIPS // 8 NEC TOURNAMENT CHAMPIONSHIPS // 9 POSTSEASON APPEARANCES (6 NCAA, 2 WNIT, 1 WBI)

GAME #2 // SATURDAY, NOVEMBER 9, 2019

ROBERT MORRIS (0-1, 0-0 NEC)
at LA SALLE (1-0, 0-0 A-10)
12:00 PM (ET) // Philadelphia, Pa. // Tom Gola Arena (3,400) // ESPN+

Head Coach // Charlie Buscaglia
Record at RMU // 69-31 (4th season)
Overall Record // 69-31
Last Five Games // L-L-W-W-W

Head Coach // Mountain MacGillivray
Record at LAS // 6-25 (2nd season)
Career Record // 6-25
Last Five Games // W-L-W-W-L-L

KNOW BOBBY MO

» The Robert Morris University women's basketball team conclude a season-opening two-game road swing on Saturday, Nov. 9 when it travels to La Salle. The Colonials are in search of their first win of 2019-20, nearly getting it against Power 5 opponent, TCU, on Tuesday. Following its game against the Explorers, RMU makes its UPMC Events Center debut on Wednesday, Nov. 13 at 7:00 p.m. against Youngstown State.
» The Colonials were selected as the unanimous favorite in the NEC Preseason Coaches' Poll, earning all 10 possible first-place votes. RMU has been selected on top of the preseason standings in five of the last seven seasons, with a pair of second-place nods in 2016-17 and 2017-18 being the only difference.
» RMU boasted one of the top defenses in the nation statistically last season, ranking 12th in scoring defense (55.3), 24th in turnovers forced (20.18), 26th in turnover margin (+4.18) and 32nd in steals per game (9.9).
» **Nneka Ezeigbo** was chosen unanimously on the Preseason All-NEC Team, as she returns as the lone senior on a team bringing back 85.6 percent of its scoring and 77.3 percent of its minutes from 2018-19. Ezeigbo won NEC Defensive Player of the Year and NEC Tournament MVP as a junior, serving as the only player in the league to rank in the top eight in blocks (1.4, 4th) and steals (1.7, 8th.)

PROJECTED STARTERS (BASED ON THE LAST STARTING LINEUP)

#	P	Name	Stats	GP/GS	Hometown
4	G	Isabella Posset (5-8, So.)	8.0 PPG, 3.0 SPG, 30.0 MPG	1/1	Beaver, Pa.
- 2019 All-NEC Rookie Team; led RMU in assists (2.7), steals, and minutes played as a freshman					
12	G	Nina Augustin (5-6, Jr.)	11.0 PPG, 6.0 APG, 75.0% 3PT%	1/1	Helsinki, Finland
- 2019 NEC All-Tournament Team; ranked third in the NEC in three-point percentage in 2019-20					
22	G	Esther Castedo (5-7, So.)	5.0 PPG, 4.0 RPG, 23.0 MPG	1/1	Lugo, Spain
- Competed for Spain in two FIBA tournaments this summer, the U19 World Cup & U20 European Champs.					
33	C	Nneka Ezeigbo (6-2, Sr.)	9.0 PPG, 5.0 RPG, 50.0% FG%	1/1	Ewing, N.J.
- 2019 NEC Defensive Player of the Year, NEC Tournament MVP, All-NEC First Team; 55 points shy of 1,000					
34	F	Holly Forbes (5-10, Jr.)	10.0 PPG, 4.0 RPG, 80.0% FG%	1/1	Bonne Terre, Mo.
- Recorded 10 points and four rebounds in her NCAA debut at TCU; two-time NJCAA Division I All-American					

PROJECTED BENCH

#	P	Name	Stats	GP/GS	Hometown
00	G	Dahomee Forgues (5-8, Fr.)	0.0 PPG, 1.0 MPG	1/0	Saint-Jean, Quebec
10	G	Laura Carrasco (5-9, Jr.)	6.0 PPG, 5.0 APG, 17.0 MPG	1/0	Madrid, Spain
11	F	Natalie Villafor (5-10, So.)	0.0 PPG, 2.0 RPG, 12.0 MPG	1/0	Ashburn, Va.
13	G	Megan Callahan (5-8, R-So.)	3.0 PPG, 33.3% 3PT%, 10.0 MPG	1/0	Bristow, Va.
14	C	Irekpitan Ozzy-Momodu (6-2, Jr.)	9.0 PPG, 12.0 RPG, 22.0 MPG	1/0	London, England
20	G	Honoka Ikematsu (5-6, Jr.)	0.0 PPG, 1.0 RPG, 9.0 MPG	1/0	Kumamoto, Japan
23	F	Ramatoulaye Keita (5-11, Fr.)	N/A	0/0	Bamako, Mali
25	F	Trinity Papamandjaris (6-1, Fr.)	N/A	0/0	London, Ontario
50	F	Sydney Palermo (6-2, So.)	N/A	0/0	Erie, Pa.

2019-20 SCHEDULE & RESULTS

NOVEMBER		
5 (Tues.)	@ TCU	L, 61-66
9 (Sat.)	@ La Salle (ESPN+)	Noon
13 (Wed.)	YOUNGSTOWN STATE	7:00 PM
17 (Sun.)	COLUMBIA	Noon
24 (Sun.)	@ Kent State	1:00 PM
27 (Wed.)	PITT-JOHNSTOWN	10:00 AM
DECEMBER		
1 (Sun.)	XAVIER	Noon
7 (Sat.)	DELAWARE	Noon
15 (Sun.)	@ Rhode Island	Noon
18 (Wed.)	@ Norfolk State	11:00 AM
29 (Sun.)	@ James Madison	2:00 PM
JANUARY		
2 (Thurs.)	@ Central Connecticut *	5:00 PM
4 (Sat.)	@ Merrimack *	1:00 PM
11 (Sat.)	WAGNER *	4:00 PM
13 (Mon.)	ST. FRANCIS BROOKLYN *	7:00 PM
18 (Sat.)	MERRIMACK *	1:00 PM
20 (Mon.)	SACRED HEART *	1:00 PM
25 (Sat.)	@ Long Island *	2:00 PM
27 (Mon.)	@ St. Francis Brooklyn *	7:00 PM
FEBRUARY		
1 (Sat.)	CENTRAL CONNECTICUT *	4:00 PM
3 (Mon.)	BRYANT *	7:00 PM
8 (Sat.)	@ Sacred Heart * (ESPN3, AT&T SN)	Noon
10 (Mon.)	@ Wagner *	7:00 PM
15 (Sat.)	FAIRLEIGH DICKINSON *	4:00 PM
17 (Mon.)	@ Saint Francis U *	7:00 PM
21 (Fri.)	MOUNT ST. MARY'S *	4:30 PM
23 (Sun.)	@ Fairleigh Dickinson *	1:00 PM
MARCH		
2 (Mon.)	@ Mount St. Mary's *	7:00 PM
5 (Thurs.)	SAINT FRANCIS U * (ESPN+)	7:00 PM
9 (Mon.)	NEC Quarterfinals	TBA
12 (Thurs.)	NEC Semifinals	TBA
15 (Sun.)	NEC Championship Game	TBA

All times Eastern and subject to change
Home games in ALL CAPS
* Northeast Conference (NEC) contest

NEC FRONT ROW

Play-by-Play ..... Adam Gusky
Color Commentary ..... Justin Pyles

SOCIAL MEDIA

Twitter/Instagram/Facebook ..... @RMUWBasketball
Youtube ..... RMUAthletics
Hashtags ..... #ColonialPride, #HoopTownship

MEDIA RELATIONS

Asst. Director/WBB Contact ..... Ethan Woy
Email ..... woye@rmu.edu
Cell ..... (814) 285-7881
Office ..... (412) 397-4950
Twitter ..... @EthanWoy

THE BUSCAGLIA FILE

Born:	Nov. 26, 1979
Appointed:	March 7, 2015* (7th HC in team history)
	* - appointed head coach in waiting
Alma Mater:	Manhattan '03
Degree:	Bachelor of Science in General Studies

Seasons Coaching:	21
Seasons as Head Coach:	4
Alma Mater:	Manhattan '03
Career Record:	69-31 (.690)
Record at RMU:	69-31 (.690)
NEC Record:	46-8 (.852)
Postseason Tournament Record:	0-2 (.000)
NCAA Tournament Appearances:	2
Women's NIT Appearances:	1
WBI Appearances:	0
NEC Regular-Season Championships:	3
NEC Tournament Championships:	2

COACHING HONORS

2017 NEC Brenda Reilly Coach of the Year
2018 NEC Brenda Reilly Coach of the Year
2019 NEC Brenda Reilly Coach of the Year

EXPERIENCE

2017-present	Robert Morris Head Coach
2008-16	Robert Morris Associate Head Coach
2003-08	Robert Morris Assistant Coach
1998-03	Manhattan Assistant Coach

NOTABLE ACHIEVEMENTS

2016-17	Most wins (22) for a RMU first-year coach
2017-18	School record for victories (25) in a season

RMU BEFORE & SINCE BUSCAGLIA'S ARRIVAL

	BEFORE (1970-03)	SINCE (2003-present)
Overall Record	326-408	294-209
Conference Record	120-182	201-88
20-Win Seasons	2	10
Conference Titles	0	7
Conference Tournament Titles	3	6
NCAA Tournaments	0	6
Women's NIT Appearances	0	2
WBI Appearances	0	1
Postseason Appearances	1	9
Conference Player of the Year	0	6
Conference Rookie of the Year	0	2
First Team All-Conference	7	14



CHARLIE BUSCAGLIA

FOURTH SEASON AS ROBERT MORRIS HEAD COACH

In 2019-20, Charlie Buscaglia will enter his fourth season as head coach of the Robert Morris University women's basketball team. Coach B, as he is respectfully called, is no stranger to the Colonials' basketball program, however. The long-time assistant spent 13 seasons on the RMU coaching staff before taking over the head coaching role, and served as the associate head coach from 2008-09 to 2015-16.

Robert Morris lived up to preseason expectations in 2018-19, as the Northeast Conference (NEC) preseason favorite went 22-11 overall and 16-2 in league play, winning the NEC regular-season and tournament titles. The Colonials advanced to play No. 5 Louisville in the NCAA Tournament First Round, the team's fourth consecutive postseason tournament appearance. RMU closed out the North Athletic Complex with a 65-54 victory over in-state rival Saint Francis U in the NEC Championship Game, finishing with a 28-5 record at 'The NAC', a mark that included a perfect 22-0 mark against NEC opponents.

Once again, defense told the story of the Colonials' success. RMU ranked 12th nationally in scoring defense – its third straight season inside the top 25 – by allowing just 55.3 points per game. Coach B earned his third consecutive Brenda Reilly NEC Coach of the Year award, establishing a new league record. Nneka Ezeigbo and Isabella Posset were named to All-NEC teams, highlighted by Ezeigbo's First Team and NEC Defensive Player of the Year nods. Posset, the program's first player from the Pittsburgh area since 2013-14, was named to the All-NEC Rookie Team.

Despite losing three important seniors, Coach B guided the Colonials to a school-record 25 wins in 2017-18, culminating in the program's sixth Northeast Conference (NEC) regular-season championship and second Postseason Women's National Invitation Tournament (WNIT) berth. RMU finished the season at 25-8 overall and 16-2 in NEC play and tied the school record for out-of-league victories with seven. The Colonials also advanced to their fifth straight NEC Championship Game, despite playing in a new temporary facility at the North Athletic Complex while RMU's newest home, the UPMC Events Center, is under construction.

Coach B continued the program's recent run of success in his first season in charge as the Colonials advanced to their fifth NCAA Tournament following a 65-52 victory over Bryant in the NEC Championship Game and final contest at the Charles L. Sewall Center. Robert Morris entered the NEC Tournament as the number one seed after claiming the league regular-season title and finished the 2016-17 campaign with a 22-11 overall record and 14-4 mark in conference.

Buscaglia came to Robert Morris from Manhattan College, the 2003 Metro Atlantic Athletic Conference (MAAC) champions and NCAA Tournament participant, where he was an assistant from 1998 to 2003. While at Manhattan, Buscaglia focused mainly on recruiting and developing the perimeter players. He signed Rosalee Mason, who averaged a double-double for the Lady Jaspers and finished her career as Manhattan's all-time leading scorer and rebounder. She is one of the many players Coach B has signed that has played professionally in Europe.

"The entire Robert Morris community continually strives to fulfill all the needs of its students and student-athletes, which is beneficial to building a winning tradition," stated Buscaglia. "The university has given me tremendous support in my quest to recruit top student-athletes, which has helped RMU to build a tradition of not only being a Northeast Conference contender, but a nationally competitive program."

Aside from recruiting, Buscaglia has helped run summer basketball camps and clinics at the University of Buffalo from 1994 to 1998, and was a camp coordinator at Manhattan during his tenure there.

A native of Buffalo, N.Y., Buscaglia graduated from Manhattan in 2003 with a Bachelor of Science degree in general studies. Buscaglia and his wife, Roseline, currently reside in Moon Township, Pa., with their son, Saso.

RMU'S CAREER WINS LEADERS

Name	Record (Pct.)	League (Pct.)	Seasons
1. Sal Buscaglia	225-178 (.558)	152-64 (.704)	2003-16
2. Dan Swalga	211-137 (.606)	60-27 (.689)	1978-91
3. Charlie Buscaglia	*69-31 (.690)*	*46-8 (.852)*	*2016-*

NEC COACH OF THE YEAR HONORS

Name	School	Awards
Bill Sheahan	Mount St. Mary's	4
Ed Swanson	Sacred Heart	4
Charlie Buscaglia	*Robert Morris*	*3*
Sal Buscaglia	Robert Morris	3
Tricia Fabbri	Quinnipiac	3
Myndi Hill	Saint Francis U	2
Jenny Przekwas	Saint Francis U	2

SEASON-BY-SEASON RECORD

Season	Overall (Pct.)	Conference (Pct.)	Finish	Postseason
2016-17	22-11 (.667)	14-4 (.778)	1st	NCAA Tournament
2017-18	25-8 (.758)	16-2 (.889)	t-1st	Postseason WNIT
2018-19	22-11 (.667)	16-2 (.889)	1st	NCAA Tournament
2019-20	0-1 (.000)	---	---	---
TOTALS	*69-31 (.690)*	*46-8 (.852)*	---	*2 NCAA Tournament*
				1 Postseason WNIT

HISTORY w/ LA SALLE

OVERALL: 2-4 // **HOME:** 1-1 // **AWAY:** 1-2 // **STREAK:** W2

LAST FIVE GAMES

11/11/18	H	Robert Morris 67, La Salle 39
11/21/15	A	Robert Morris 76, La Salle 45
12/3/14	H	La Salle 75, Robert Morris 61
12/28/02	A	La Salle 75, Robert Morris 56
12/28/88	A	La Salle 80, Robert Morris 43

Series History - Robert Morris is 2-4 all-time against La Salle, but won the last two series meetings in 2015 and 2018. Prior to that, the Colonials had lost four games to the Explorers from 1981 to 2014 by an average of 20.8 points.

Last November, RMU held La Salle to 22.2 percent shooting in its 67-39 triumph. The Colonials were dynamite from deep, converting 45.8 percent (11-24) of their attempts, with then-freshmen **Esther Castedo** and **Isabella Posset** sharing high honors in scoring at 12 points apiece.

RMU's last road victory in the series came on Nov. 21, 2015, a 76-45 rout of the Explorers. **Anna Niki Stamolamprou '17** led all scorers with 15 points, adding seven rebounds and four assists. **Mikalah Mulrain '18** posted a 13-point, 11-rebound double-double.

Scouting the Explorers - La Salle was selected 14th in the Atlantic 10 Conference Preseason Poll, but came away with a 78-62 road victory against Howard in its season opener on Tuesday. **Mountain MacGillivray** is entering his second season as head coach of the Explorers, who went 6-25 in 2018-19.

Freshman guard **Claire Jacobs** was immense in the win over the Bison, leading the team with 20 points on 7-of-9 shooting. Junior guard **Deja King**, who paced La Salle in scoring (9.0) in 14 games last season, added 12 points and six assists, while sophomore forward **Kayla Spruill** provided 12 points and eight rebounds.

The Explorers were efficient from the field against Howard, shooting 45.6 percent on 57 attempts. They also drew 19 fouls and went to the line 32, converting 20 for a 62.5 percent rate. La Salle did struggle with turnovers, however, committing 25 compared to the 14 it forced.

Near Miss - Robert Morris nearly had a statement victory in its season opener on Tuesday, taking Big 12 opponent TCU to the wire before falling, 66-61. The Colonials made up an 11-point deficit and led 50-47 through three quarters, but the Horned Frogs swung back with an 11-4 advantage in the final frame to take back control.

The win would have been just the fourth ever for RMU over a Power 5 opponent. The Colonials' most recent triumph came in 2010 at Virginia Tech (66-52), and they also defeated West Virginia in 1994 (88-80, OT) and Purdue in 1982 (67-55).

RMU's next chance to add a Power 5 win to its history won't come until a potential postseason contest, though it will host Big East foe Xavier at the UPMC Events center on Sunday, Dec. 1.

Forbes Avenue - Making her NCAA debut at TCU, accomplished junior college transfer **Holly Forbes** showed a quick adjustment to Division I basketball, providing the Colonials with 10 points (4-5 FG, 2-3 FT), four rebounds, two steals, and a block in 27 minutes. Forbes comes to Moon Township by the way of Mineral Area College in Park Hills, Mo., where she was a two-time NJCAA Division I All-America selection.

Forbes is the fourth Colonial in the last six seasons to score in double figures in their team debut, joining current redshirt sophomore **Megan Callahan** (14, Nov. 11, 2017 at Michigan State) and alumnae **Nia Adams '19** (11, Nov. 11, 2015 vs. West Virginia Wesleyan) and **Megan Smith '18** (11, Nov. 16, 2014 at Iowa). The Bonne Terre, Mo. is also the first RMU player to start their first game with the team since **Honoka Ikematsu** did in 2017 at Michigan State.

Run It Back - Coming off its eighth NEC Tournament and seventh NEC regular-season championships in 2018-19, Robert Morris was selected as the unanimous favorite in the NEC Preseason Coaches' Poll, earning all 10 possible first-place votes. This is the fifth time in the last seven seasons that the Colonials were chosen as the top team in the preseason poll, with the two outlier years being 2015-16 and 2016-17 when they were picked to finish second.

RMU returns 85.6 percent of their scoring and 77.3 percent of their minutes from last season, despite only having one senior (**Nneka Ezeigbo**) on the roster. Ezeigbo, **Isabella Posset**, and **Nina Augustin** started at least 19 games in 2018-19, as that trio makes up three of the nine returning letterwinners.

The Senior - **Nneka Ezeigbo** enters her senior season as one of the most accomplished players in program history. The Ewing, N.J. native is a three-time All-NEC selection, having climbed from Rookie Team in 2017 to Second and First Team in the following years. She captured NEC Defensive Player of the Year and NEC Tournament MVP honors last season, and won three NEC regular-season and two NEC Tournament titles over her career at RMU.

Ezeigbo ranks eighth all-time at RMU in blocks (82) and is one of 12 players in program history with 500 career rebounds and 100 career steals. With just 55 more points and 18 more blocks, the senior will become the fourth player to eclipse 1,000 points, 500 rebounds, 100 steals, and 100 blocks in a career, joining **Elise James '00**, **Maebeth Schalles '93**, and **Artemis Spanou '14**.

Last season, Ezeigbo was the only player in the NEC to rank inside the top eight in both blocks (1.4, 4th) and steals (1.7, 8th). She paced the Colonials in scoring (12.5) and rebounding (7.8), slotting 11th and fourth in the league in those respective categories. The center averaged 15.7 points, 9.7 rebounds, and 2.0 blocks over the NEC Tournament, and posted two of her eight double-doubles in the semifinals and championship. 2018-19 was a season of milestones for Ezeigbo, as she scored a career-high 30 points against LIU Brooklyn (Feb. 25), grabbed her 500th career rebound against Sacred Heart (Jan. 28), and swiped her 100th career steal at Mount St. Mary's (Feb. 16).

TALE OF THE TAPE

RMU		LAS
61.0	*Points Per Game*	78.0
66.0	*Points Allowed Per Game*	62.0
- 5.0	*Scoring Margin*	+ 16.0
.442	*Field Goal Pct.*	.456
.273	*Three-Point FG Pct.*	.333
6.0	*Three-Point FG Per Game*	6.0
.563	*Free Throw Pct.*	.625
.385	*Field Goal Pct. Defense*	.303
.333	*3-Pt. FG Pct. Defense*	.286
+ 6.0	*Rebound Margin*	+ 12.0
17.0	*Assists Per Game*	15.0
22.0	*Turnovers Per Game*	25.0
- 5.0	*Turnover Margin*	- 11.0
0.8	*Assist / Turnover Ratio*	0.6
7.0	*Steals Per Game*	6.0
1.0	*Blocks Per Game*	3.0

QUICK HITS (PROBABLE STARTERS)

#4 • G • Isabella Posset • 5-8 • Sophomore • Beaver, Pa. • Beaver HS

Tallied eight points and three steals in the season opener at TCU (Nov. 5) ... 2019 All-NEC Rookie Team .. Played in all 33 games last season, starting 25 of them ... Led all NEC freshmen in steals (1.9, 5th overall) and assists (2.7) ... Paced the team in assists, steals, and minutes played (25.9), while ranking second in scoring (7.6) ... Registered 11 double-digit scoring performances, including a 12-point effort in the NEC Championship Game against Saint Francis U (March 17, 2019) ... Named NEC Rookie of the Week three times in 2018-19 ... Scored a career-high 16 points in her first start against Pitt-Johnstown (Dec. 15, 2019) ... First player from the Pittsburgh area since 2013-14

#12 • G • Nina Augustin • 5-6 • Junior • Helsinki, Finland • Mäkelänrinteen lukio

Registered 11 points on 3-of-4 from deep and six assists at TCU (Nov. 5) ... 2019 NEC All-Tournament Team ... Fourth all-time at RMU in three-point percentage (.391) and eighth in free throw percentage (.770) ... Appeared in all 33 games last season, starting 19 of them ... Ranked third in the NEC in three-point percentage (.419) ... Averaged 13.0 points and 3.3 assists over the NEC Tournament ... Reached double-figures scoring on four occasions from March 7-17 ... Scored a career-high 18 points on 6-of-12 from three at Saint Francis U (Feb. 18, 2019) ... Competed for Finland at the 2019 FISU University Games, providing 3.3 points, 1.3 rebounds, and 1.2 assists off the bench

#22 • G • Esther Castedo • 5-7 • Sophomore • Lugo, Spain • IES Ollos Grandes

Tallied five points and four rebounds in her second career start at TCU (Nov. 5) ... Appeared in 32 games as a freshman, starting one of them ... Averaged 6.2 points and 1.9 rebounds in 18.9 minutes per game as a reserve last season ... Ranked ninth in the NEC in three-point percentage (.364) ... Named NEC Rookie of the Week on Jan. 16 after averaging 15.0 points on 12-of-20 shooting in two games at Brooklyn ... Reached double-figures scoring on six occasions, most notably a career-best 17 points at LIU Brooklyn (Jan. 14, 2019) ... Competed in a pair of FIBA tournaments this summer for Spain, earning bronze at the U19 World Cup and fifth place at the U20 European Championships

#33 • C • Nneka Ezeigbo • 6-2 • Senior • Ewing, N.J. • Notre Dame HS

Collected nine points, five rebounds, and three assists in her 2019-20 debut at TCU (Nov. 5) ... Unanimous Preseason All-NEC selection ... 2019 NEC Defensive Player of the Year & NEC Tournament MVP ... Three-time All-NEC selection ... Ranks seventh all-time at RMU in blocks (82) ... Paced the team in scoring (12.5) and rebounding (7.8), ranking 11th and fourth in the NEC in those respective categories ... Finished inside the top eight of the NEC in blocks (1.4, 4th) & steals (1.7, 8th), the only player to do so ... Averaged 15.7 points, 9.7 rebounds, and 2.0 blocks over the the NEC Tournament ... Posted eight double-doubles and 21 double-digit scoring efforts, with 17 of them coming after the New Year ... 55 points away from scoring 1,000 for her career

#34 • F • Holly Forbes • 5-10 • Junior • Bonne Terre, Mo. • North County HS (Mineral Area)

Recorded 10 points on 4-of-5 shooting, four rebounds, two steals, and a block in her NCAA Division I debut at TCU (Nov. 5) ... Collected a pair of NJCAA Division I All-America honors at Mineral Area College, including a First Team nod in 2018-19 ... Averaged 16.5 points per game on 58.1 percent shooting and 10.4 rebounds as a sophomore ... Collected Region 16 Player of the Year and Freshman Player of the Year accolades while at Mineral Area ... Owns the school record for career points at North County with 1,759, and the single-game mark at 39 ... Brother, Drew, was selected in the sixth round of the 2019 NFL Draft by the Cleveland Browns

QUICK HITS (OFF THE BENCH)

#00 • G • Dahomée Forgues • 5-8 • Freshman • Saint-Jean-Sur-Richelieu, Quebec • Joséphine-Dandurand ... Made her collegiate debut at TCU (Nov. 5), playing one minute ... **#10 • G • Laura Carrasco • 5-9 • Junior • Madrid, Spain • Colegio Legamar** ... Played 17 minutes at TCU, tallying six points and five assists - one more minute than any of her 2018-19 appearances ... **#11 • G/F • Natalie Villaflor • 5-10 • Sophomore • Ashburn, Va. • Loudoun County** ... Saw 12 minutes of action off the bench at TCU (Nov. 5) ... **#13 • G • Megan Callahan • 5-8 • Redshirt Sophomore • Bristow, Va. • Stonewall Jackson HS** ... Returned to the court for the first time since Dec. 15, 2018 at TCU (Nov. 5), contributing three points in 10 minutes ... **#14 • C • Irekpitan Ozzy-Momodu • 6-2 • Junior • London, England • Southwark** ... Nearly posted a double-double in the season opener at TCU (Nov. 5), recording nine points and 12 rebounds in 22 minutes off the bench ... Provided a spark off the bench last season with 6.5 points and 6.8 rebounds per contest, ranking eighth in the NEC in the latter ... Converted at a 57.3 percent rate from the field and reached double-figures scoring in seven games ... **#20 • G • Honoka Ikematsu • 5-6 • Junior • Kumamoto, Japan • Kumamoto Kokufu** ... Saw nine minutes off the bench at TCU (Nov. 5) ... 2018 All-NEC Rookie Team selection ... Ranks ninth all-time at RMU in three-point percentage (.368) ... **#23 • F • Ramatoulaye Keïta • 5-11 • Freshman • Bamako, Mali • Lake Forest Academy [Ill.]** ... Helped lead Mali to the FIBA U18 Women's African Championship in 2018, averaging 6.5 points per game off the bench ... **#25 • F • Trinity Papamandjaris • 6-1 • Freshman • London, Ontario • Sir Frederick Banting** ... Won three straight Senior Girls Basketball MVP awards at Sir Frederick Banting ... **#50 • F • Sydney Palermo • 6-2 • Sophomore • Erie, Pa. • Villa Maria Academy (Bowling Green)** ... Sitting out this season due to NCAA transfer rules

Welcome to Hoop Township - Robert Morris is in the midst of its most successful run, having compiled a 251-166 (.602) overall record and 170-64 (.726) mark in the NEC. The Colonials have won six NEC Tournaments (2007, 2008, 2014, 2016, 2017, 2019) and advanced to nine postseason tournaments (6 NCAA Tournaments, 2 Postseason WNITs, 1 Postseason WBI) over this stretch. RMU has played in the last six NEC Championship Games, posting a conference record of 84-22 (.792) during this span - the best mark among NEC teams.

The standard has been raised even higher since head coach **Charlie Buscaglia** took the reins prior to the 2016-17 season. In three seasons under Buscaglia, the Colonials have posted a 69-31 (.690) overall record and 46-8 (.852) mark in league play, capturing three straight NEC regular-season titles and a pair of NEC Tournament crowns. RMU won a school-record 25 games in 2017-18 - the one season that didn't end with a league tournament title.

The Defense (Never) Rests - Robert Morris prides itself on its defense and last season was no different. The Colonials ranked 12th in the NCAA in scoring defense (55.3), 24th in turnovers forced (20.18), 26th in turnover margin (+4.18), and 32nd in steals (9.9) - all numbers that topped the conference circuit.

The Colonials have posted a top-25 scoring defense in each of the last three seasons, coming in at 25th in 2016-17 (57.0 PPG) and eighth in 2017-18 (54.1 PPG). The 2017-18 mark is a school record, breaking the previous record set the previous season.

On the Court, In the Classroom - Robert Morris' run of success extends beyond the basketball court, as it has been a regular fixture recently in the WBCA Academic Top 25 Division I Honor Roll. The Colonials posted a cumulative grade point average of 3.713 in 2018-19, which was the third highest among Division I teams.

RMU is the only school to be ranked inside the top four of the WBCA Academic Top 25 in three straight seasons, coming in at fourth in 2017-18 with a 3.748 team GPA and second in 2016-17 with a 3.726 mark. The Colonials have also captured three consecutive NEC Team GPA Awards over this stretch.

New Season, New Home - RMU debuts a brand-new arena in 2019-20 with the opening of Peoples Court at the UPMC Events Center. The new state-of-the-art home of the Colonials seats 4,000 and replaces the North Athletic Complex, which served as a temporary home during the Events Center construction.

RMU hopes that it finds the same success at the UPMC Events Center as it did at 'The NAC'. In two seasons at the North Athletic Complex, the Colonials went 29-5 (.853) - a mark that includes a perfect 22-0 (1.000) record against NEC opponents.

The North Athletic Complex saw its curtains close in the same fashion as the Charles L. Sewall Center - which served as RMU's home since November of 1985 - with a NEC Tournament title. The Colonials defeated Saint Francis U, 65-54, in the final game at 'The NAC' this past March, while RMU topped Bryant, 65-52, in the 2017 NEC Championship Game to close out 'The Chuck'.

The Magic Number - When Robert Morris reaches the 70-point barrier, it's been "Game Over" for its opponents under **Charlie Buscaglia**. The Colonials are 20-0 when scoring 70 since Buscaglia took over in 2016-17.

RMU reached the mark in eight contests last season, all but one of those coming in NEC play. The Colonials opened the league slate by scoring 70 or more in four straight contests, and then hit the mark in three straight contests against St. Francis Brooklyn (74-57), LIU Brooklyn (71-54), and Wagner (77-57).

Basketball Never Stops - **Esther Castedo** and **Nina Augustin** spent their summers competing for Spain and Finland, respectively, in various international tournaments.

Castedo has been a regular fixture in Spain's system, having represented the country on the U15, U16, and U18 teams before attending Robert Morris. The sophomore guard earned bronze at the FIBA U19 World Cup, then brought home a fifth-place finish at the FIBA U20 European Championships. She averaged 5.3 points, 2.3 rebounds, and 1.6 assists per game at the World Cup, then provided 4.7 points, 2.4 rebounds, and 2.1 assists per contest at the European Championships.

Augustin, who is one of eight RMU players to represent their home country on the senior national team, played for Finland at the FISU University Games. The junior averaged 3.3 points, 1.3 rebounds, and 1.2 assists off the bench in six contests, as the team rebounded from an 0-2 start to finish ninth with four straight wins.

COLONIAL TRENDS

TREND	2019-20	COACH B
At home	0-0	42-8
On the road	0-1	27-19
Neutral site	0-0	0-4
Overtime	0-0	1-3
Home Northeast Conference	0-0	25-2
Away Northeast Conference	0-0	21-6
Following a win	0-0	51-18
Following a loss	0-1	18-14
Playing teams w/ winning record	0-0	13-16
Playing teams w/ losing record	0-0	50-6
Playing teams w/ .500 record	0-1	6-7
Games decided by 1 point	0-0	2-1
Games decided by 2-5 points	0-1	7-8
Games decided by 6-9 points	0-0	14-6
Games decided by 10+ points	0-0	46-16
Leading at end of 1st quarter	0-0	55-7
Trailing at end of 1st quarter	0-1	12-22
Tied at end of 1st quarter	0-0	2-2
Leading at the half	0-0	62-11
Trailing at the half	0-1	5-18
Tied at the half	0-0	2-2
Leading at end of 3rd quarter	0-1	64-5
Trailing at end of 3rd quarter	0-0	4-25
Tied at end of 3rd quarter	0-0	1-1
Outshooting opponent (by pct.)	0-1	57-5
Outshot by opponent (by pct.)	0-0	12-26
Tied in shooting w/ opponent (by pct.)	0-0	0-0
Team shoots below 30%	0-0	2-7
Team shoots 30% to 39.9%	0-0	20-16
Team shoots 40% to 49.9%	0-1	36-8
Team shoots 50% or above	0-0	11-0
RMU makes 0-4 three-pointers	0-0	12-8
RMU makes 5-9 three-pointers	0-1	44-18
RMU makes 10+ three-pointers	0-0	13-5
Outrebounding opponent	0-1	51-9
Outrebounded by opponent	0-0	17-22
Rebounds equal	0-0	1-1
Win turnover margin	0-1	51-18
Lose turnover margin	0-0	14-12
Turnovers equal	0-0	4-1
RMU player scores 20+	0-0	16-5
RMU player scores 30+	0-0	2-0
RMU player has 10+ rebounds	0-1	30-6
RMU player has 7+ assists	0-0	8-2
RMU player has 5+ steals	0-0	8-3
Scoring 80+ points	0-0	5-0
Scoring 70-79 points	0-0	15-0
Scoring 60-69 points	0-1	38-7
Scoring 50-59 points	0-0	10-12
Scoring under 50 points	0-0	1-12
Allowing under 50 points	0-0	29-3
Allowing 50-59 points	0-0	27-6
Allowing 60-69 points	0-1	13-16
Allowing 70-79 points	0-0	0-3
Allowing 80+ points	0-0	0-3
Playing in November	0-1	7-13
Playing in December	0-0	11-7
Playing in January	0-0	21-2
Playing in February	0-0	18-4
Playing in March	0-0	12-5
Playing Monday	0-0	19-4
Playing Tuesday	0-1	2-5
Playing Wednesday	0-0	5-0
Playing Thursday	0-0	3-3
Playing Friday	0-0	4-7
Playing Saturday	0-0	27-7
Playing Sunday	0-0	9-5

RMU IN THE TOP 100 (AS OF 11/6/19)

TEAM

Stat	*Number*	*Rank*
Assists Per Game	17.0	66
Field Goal Percentage	.442	92

PLAYER

Stat	*Number*	*Rank*
Irekpitan Ozzy-Momodu, Def. Rebs. Per Game	10.0	17
Laura Carrasco, Assist-to-Turnover Ratio	5.00	19
Irekpitan Ozzy-Momodu, Rebounds Per Game	12.0	40
Nina Augustin, Assists Per Game	6.0	42
NIna Augustin, Three-Point Field Goal Percentage	.750	51
Nneka Ezeigbo, Assist-to-Turnover Ratio	3.00	75
Nina Augustin, Three-Point Field Goals Per Game	3.00	78
Isabella Posset, Steals Per Game	3.0	84
Laura Carrasco, Assists Per Game	5.0	92

International Love - In what has become commonplace for the Robert Morris women's basketball program, this season's edition of the Colonials will feature a heavy international presence, with eight student-athletes representing seven different countries and Canadian provinces (England, Finland, Japan, Mali, Ontario, Quebec, Spain).

International recruiting has become an emphasis of the program since Buscaglia's arrival in 2003-04, with 33 players coming to Moon Township from outside of the United States. From those 33 student-athletes, a total of 16 different countries have been represented.

Meeting the Mark - RMU won 22 games last season, marking the 12th time it has posted a 20-win campaign. 2018-19 was the fourth consecutive season that the Colonials have won 20 games, as they compiled 87 victories over that stretch.

Since retired head coach **Sal Buscaglia** and his son Charlie took over the RMU program in 2003-04, it has posted 10 20-win seasons. The Colonials rattled off four consecutive 20-win campaigns from 2004-05 to 2007-08, collecting 87 victories in all over that stretch. RMU also won 20 or more games in 1981-82 (20-8), 1983-84 (23-5), and 2009-10 (23-9).

Quick to Contribute - Robert Morris immerses its freshmen into the rotation pretty quickly, and it has paid off with nine All-NEC Rookie Team selections since 2012-13. This season's edition of the team features three Rookie Team picks in senior center **Nneka Ezeigbo**, junior guard **Honoka Ikematsu**, and sophomore guard **Isabella Posset**.

Posset collected the accolades last season after leading all NEC freshmen in steals (1.9, 5th overall) and assists (2.7). She won NEC Rookie of the Week three times and paced the Colonials in assists, steals, and minutes played (25.9), while finishing second in scoring (7.6).

In 2017-18, Ikematsu started all 32 games she played in and ranked third in the NEC in three-point percentage (.414), eighth in three-point field goals made (2.0), and 10th in assists (2.8). She collected two NEC Rookie of the Week awards and finished fourth on the team in scoring (8.8 PPG).

Three years ago, Ezeigbo averaged 6.8 points and 4.8 rebounds in just 17.1 minutes per game. She played in all 33 games, starting 10 of them, and ranked 13th in the NEC in blocks (0.7). The center earned a pair of NEC Rookie of the Week nods and posted eight games of double-figure scoring.

New to RMU - The Colonials welcome five newcomers into the fold for 2019-20, three being freshmen and the other transferring in.

Dahomée Forgues hails from Saint-Jean-Sur-Richelieu, Quebec and will add depth to the guard position. Forgues won a pair of gold medals in 2018 and 2019 at RSEQ Provincials with Dawson College, and a silver in 2017. She also captured two silver medals in 2017 and 2019 at CCAA Nationals.

The second freshman, **Ramatoulaye Keïta**, is from Bamako, Mali and played at Lake Forest Academy in Illinois. Keïta helped lead Mali to the FIBA U18 Women's African Championship in 2018, averaging 6.5 points per game off the bench. She owns the school record for career points at LFA, tallying 1,240 while winning two Team MVP awards.

Trinity Papamandjaris rounds out the freshman trio. A forward from London, Ontario, Papamandjaris won three straight Senior Girls Basketball MVP awards at Sir Frederick Banting, and collected three TRVAA All-Star nods and a 2017 JUEL Championship with London Ramblers.

Junior forward **Holly Forbes** was a two-time NJCAA All-American at Mineral Area College, earning First Team accolades in 2018-19. Forbes averaged 16.5 points on 58.1 percent shooting and 10.4 rebounds per contest as a sophomore, and collected Region 16 Player of the Year accolades. She was also the Region 16 Freshman of the Year in 2017-18 after scoring a school-record 1,759 points during her high school career at North County.

Sophomore forward **Sydney Palermo** will sit out the 2019-20 season due to NCAA transfer rules after arriving from Bowling Green. Palermo, an Erie, Pa. native, played eight games for the Falcons last year, averaging 0.3 points and 1.5 rebounds per game. She was a PIAA 4A All-State First Team selection as a senior at Villa Maria Academy, and helped lead the Hurricanes to back-to-back state runner-up finishes in 2016 and 2017.

Three-Ring Club - Nneka Ezeigbo is looking to join an illustrious club this season, as a NEC Tournament championship would give the senior center her third ring. Robert Morris currently has five players in the NEC's Three-Ring Club - a group that includes 34 total players - with **Janee Brown '17**, **Rebeca Navarro '17**, **Anna Niki Stamolamprou '17**, **Shakema Dashiell '18**, and **Nia Adams '19**.

Insurmountable Lead - Robert Morris has never lost a game in which it has held the lead at the end of the second half. The Colonials were 22-0 in such situations last season. All-time, RMU is 620-0 when holding the lead at the final whistle.

SPOTTER CHART

#00 // DAHOMÉE FORGUES
(da-HOME-ay)
5-8, Fr., Guard
Saint-Jean-sur-Richelieu, Quebec

#4 // ISABELLA POSSET
(POSS-it)
5-8, So., Guard
Beaver, Pa.

#10 // LAURA CARRASCO
(LAH-rah ka-RAS-ko)
5-9, Jr., Guard
Madrid, Spain

#11 // NATALIE VILLAFLOR
(VIL-la-floor)
5-10, So., Guard/Forward
Ashburn, Va.

#12 // NINA AUGUSTIN
(AUGUST-in)
5-6, Jr., Guard
Helsinki, Finland

#13 // MEGAN CALLAHAN
(CAL-la-han)
5-8, R-So., Guard
Bristow, Va.

#14 // IREKPITAN OZZY-MOMODU
(EE-ray ozz-ee MOM-uh-doo)
6-2, Jr., Center
London, England

#20 // HONOKA IKEMATSU
(HON-uh-ka ee-KAY-mot-sue)
5-6, Jr., Guard
Kumamoto, Japan

#22 // ESTHER CASTEDO
(ka-STEED-oh)
5-7, So., Guard
Lugo, Spain

#23 // RAMATOULAYE KEÏTA
(ra-ma-TOO-lie KAY-tuh)
5-11, Fr., Forward
Bamako, Mali

#25 // TRINITY PAPAMANDJARIS
(pa-pa-MAN-jair-is)
6-1, Fr., Forward
London, Ontario

#33 // NNEKA EZEIGBO
(NECK-uh uh-ZEE-bo)
6-2, Sr., Center
Ewing, N.J.

#34 // HOLLY FORBES
(FORBES)
5-10, Jr., Forward
Bonne Terre, Mo.

#50 // SYDNEY PALERMO
(puh-LAIR-moe)
6-2, So., Forward
Erie, Pa.

HC // CHARLIE BUSCAGLIA
(BOO-scal-ya)
17th season at RMU, 4rd as HC
Manhattan '03

AC // SCOTT SCHNEIDER
(SCHNI-der)
10th season at RMU, 6th as AC
Robert Morris '11

AC // ASAMI MORITA
(a-SAW-me mor-EE-ta)
6th season at RMU
Kansai University '07

AC // AMANI FRANKLIN
(a-MAWN-ee)
2nd season at RMU
Kentucky '10

DBO // DYLAN COLLETTI
(ko-LET-tee)
2nd season at RMU
Winthrop '16

RMU CAREER RECORDS

POINTS

1. Artemis Spanou	2,124	2010-14

AL. Nneka Ezeigbo	945	2016-

FIELD GOAL PCT. (MIN. 100 FGM)

1. Kim Mong	.557	1981-85
---		
7. Tammy Ryan	.492	1992-96
8. Shannon Murray	.492	1999-01
9. Psyche Butler	.491	2005-08

AL. Nneka Ezeigbo	.484	2016-

THREE-POINT FG PCT. (MIN. 50 3FGM)

1. Sade Logan	.402	2007-09
2. Kristine Silaraja	.392	2009-11
3. Vega Gimeno-Martinez	.391	2009-10
4. Nina Augustin	.391	2017-
5. Megan Callahan	.389	2017-
6. Megan Smith	.388	2014-18
7. Kelly Sabol	.371	1988-92
8. April Williams	.370	2011-12
9. Honoka Ikematsu	.368	2017-

FREE THROW PCT. (MIN. 50 FTM)

1. Rebeca Navarro	.848	2013-17
---		
6. Laura Lindal	.807	1989-94
7. Missy Spangler	.771	2001-04
8. Nina Augustin	.770	2017-
9. Sarah Garzier	.768	1998-01
10. Lee Repasky	.763	1984-87

REBOUNDS

1. Artemis Spanou	1,563	2010-14

AL. Nneka Ezeigbo	626	2016-

ASSISTS

1. Kathy Frederick	483	1984-88

AL. Nina Augustin	149	2017-

BLOCKS

1. Mikalah Mulrain	171	2014-18
---		
5. Maebeth Schalles	102	1989-93
Kim Mong	102	1981-85
7. Nneka Ezeigbo	82	2016-

STEALS

1. Kathy Frederick	281	1984-88

AL. Nneka Ezeigbo	116	2016-

GAMES PLAYED

1. Mikalah Mulrain	130	2014-18

AL. Nneka Ezeigbo	96	2016-

GAMES STARTED

1. Megan Smith	126	2014-18

AL. Honoka Ikematsu	46	2017-

BENCH SCORING

	RMU	*OPP*	*+/-*
at TCU	18	12	+ 6
SEASON TOTAL	***18***	***12***	***+ 6***
SEASON AVERAGE	***18.0***	***12.0***	***+ 6***

RMU'S RECORD WHEN...

TREND	*2018-19*	*COACH B*
Outscoring opp. bench	0-1	56-17
Outscored by opp. bench	0-0	10-12
Bench scoring is equal	0-0	3-2
Bench scores > 10 pts.	0-0	4-4
Bench scores 10-19 pts.	0-1	25-18
Bench scores 20-29 pts.	0-0	27-8
Bench scores 30+ pts.	0-0	12-1

SCORING BY QUARTER

	1st	*2nd*	*3rd*	*4th*	*OT*	*Total*
RMU	11	19	20	11	0	61
Opponent	22	10	15	19	0	66

Per-Game	*1st*	*2nd*	*3rd*	*4th*	*OT*	*Total*
RMU	11.0	19.0	20.0	11.0	0.0	61.0
Opponent	22.0	10.0	15.0	19.0	0.0	66.0

MISCELLANEOUS STATISTICS

DOUBLE-FIGURE SCORING GAMES

Player	*16-17*	*17-18*	*18-19*	*19-20*	*Career*
Nneka Ezeigbo	8	17	21		46
Nina Augustin	--	6	12	1	19
Megan Callahan	--	14	3		17
Honoka Ikematsu	--	11	6		17
Isabella Posset	--	--	11		11
Irekpitan Ozzy-Momodu	--	0	7		7
Esther Castedo	--	--	6		6
Natalie Villaflor	--	--	2		2
Laura Carrasco	--	1	0		1
Holly Forbes	--	--	--	1	1
TOTAL	***8***	***49***	***68***	***2***	***127***

20-POINT SCORING GAMES

Player	*16-17*	*17-18*	*18-19*	*19-20*	*Career*
Nneka Ezeigbo	0	2	3		5
Honoka Ikematsu	--	2	0		2
TOTAL	***0***	***4***	***3***		***7***

30-POINT SCORING GAMES

Player	*16-17*	*17-18*	*18-19*	*19-20*	*Career*
Nneka Ezeigbo	0	0	1		1
TOTAL	***0***	***0***	***1***		***1***

DOUBLE-FIGURE REBOUNDING GAMES

Player	*16-17*	*17-18*	*18-19*	*19-20*	*Career*
Nneka Ezeigbo	3	8	8		19
Irekpitan Ozzy-Momodu	--	0	5	1	6
TOTAL	***3***	***8***	***13***	***1***	***25***

DOUBLE-DOUBLES

Player	*16-17*	*17-18*	*18-19*	*19-20*	*Career*
Nneka Ezeigbo	1	8	8		17
Irekpitan Ozzy-Momodu	--	0	3		3
TOTAL	***1***	***8***	***11***		***20***

5+ ASSIST GAMES

Player	*16-17*	*17-18*	*18-19*	*19-20*	*Career*
Isabella Posset	--	--	6		6
Nina Augustin	--	3	2	1	6
Honoka Ikematsu	--	4	0		4
Megan Callahan	--	1	0		1
Laura Carrasco	--	0	0	1	1
Esther Castedo	--	--	1		1
TOTAL	***0***	***8***	***9***	***2***	***19***

5+ BLOCK GAMES

Player	*16-17*	*17-18*	*18-19*	*19-20*	*Career*
Nneka Ezeigbo	1	0	1		2
TOTAL	***1***	***0***	***1***		***2***

5+ STEAL GAMES

Player	*16-17*	*17-18*	*18-19*	*19-20*	*Career*
Nneka Ezeigbo	0	1	1		2
Isabella Posset	--	--	2		2
Laura Carrasco	--	1	0		1
TOTAL	***0***	***2***	***3***		***5***

5+ THREE-POINTERS IN A GAME

Player	*16-17*	*17-18*	*18-19*	*19-20*	*Career*
Honoka Ikematsu	--	3	2		5
Megan Callahan	--	2	0		2
Nina Augustin	--	0	1		1
TOTAL	***0***	***5***	***3***		***8***

2018-19 NORTHEAST CONFERENCE STANDINGS *(AS OF 4/7/19 - FINAL)*

Team	*NEC*	*Pct.*	*Overall*	*Pct.*	*Streak*	*Home*	*Away*	*Neutral*
Bryant	0-0	0.000	1-0	1.000	W1	0-0	1-0	0-0
Merrimack	0-0	0.000	1-0	1.000	W1	0-0	1-0	0-0
Central Connecticut	0-0	0.000	0-1	0.000	L1	0-0	0-1	0-0
Fairleigh Dickinson	0-0	0.000	0-1	0.000	L1	0-0	0-1	0-0
LIU	0-0	0.000	0-1	0.000	L1	0-1	0-0	0-0
Mount St. Mary's	0-0	0.000	0-1	0.000	L1	0-0	0-1	0-0
Robert Morris	***0-0***	***0.000***	***0-1***	***0.000***	***L1***	***0-0***	***0-1***	***0-0***
Sacred Heart	0-0	0.000	0-1	0.000	L1	0-0	0-1	0-0
Saint Francis U	0-0	0.000	0-1	0.000	L1	0-0	0-1	0-0
St. Francis Brooklyn	0-0	0.000	0-1	0.000	L1	0-1	0-0	0-0
Wagner	0-0	0.000	0-1	0.000	L1	0-0	0-1	0-0

2019-20 NEC PRESEASON POLL & ALL-NEC

Preseason Coaches' Poll

1. ***Robert Morris (10)***
2. Saint Francis
T-3. Mount St. Mary's
T-3. Sacred Heart
T-5. Bryant
T-5. St. Francis Brooklyn
7. Wagner
8. Long Island
9. Fairleigh Dickinson
10. Central Connecticut
11. Merrimack

Preseason All-NEC

Nneka Ezeigbo, Sr., C, RMU
(12.5 PPG, 7.8 RPG, 1.7 SPG, 1.4 BPG)
Sydney Holloway, Sr., F, BRY
(17.8 PPG, 11.2 RPG, 48.9% FG%)
Jade Johnson, Sr., G, SFBK
(19.9 PPG, 42.6% 3PT%, 91.7% FT%)
Adrianne Hagood, Jr., G, SHU
(11.2 PPG, 2.0 RPG, 34.1% 3PT%)
Brandy Thomas, So., G, LIU
(13.9 PPG, 10.4 RPG, 83.3% FT%)

NEC WEEKLY AWARDS

PLAYER OF THE WEEK
None

ROOKIE OF THE WEEK
None

RMU'S NEC PRIME PERFORMERS
None

2019 NEC POSTSEASON AWARDS

PLAYER OF THE YEAR
Jessica Kovatch, Sr., G, Saint Francis U

DEFENSIVE PLAYER OF THE YEAR
Nneka Ezeigbo, Jr., C, Robert Morris

MOST IMPROVED PLAYER OF THE YEAR
Taylah Simmons, R-So., F, Wagner

ROOKIE OF THE YEAR
Brandy Thomas, Fr., F, LIU Brooklyn

BRENDA REILLY COACH OF THE YEAR
Charlie Buscaglia, Robert Morris

ALL-NEC FIRST TEAM
Nneka Ezeigbo, Jr., C, Robert Morris
Katherine Haines, Gr., C, Sacred Heart
Sydney Holloway, Jr., F, Bryant
Jessica Kovatch, Sr., G, Saint Francis U
Amy O'Neill, Sr., G, St. Francis Brooklyn

ALL-NEC SECOND TEAM
Jade Johnson, Jr., G, St. Francis Brooklyn
Juliette Lawless, Sr., G, Mount St. Mary's
Candice Leatherwood, Sr., G, Sacred Heart
Kiana Patterson, Sr., G, Central Connecticut
Taylah Simmons, R-So., F, Wagner

ALL-NEC THIRD TEAM
Adrianne Hagood, So., G, Sacred Heart
Jeydah Johnson, So., G, LIU Brooklyn
Erin Storck, Sr., G, Sacred Heart
Brandy Thomas, Fr., F, LIU Brooklyn
Haley Thomas, So., F, Saint Francis U

ALL-NEC ROOKIE TEAM
Emilja Krista Grava, Fr., F, Wagner
Michaela Harrison, Fr., G, Mount St. Mary's
Ebony Horton, Fr., G, St. Francis Brooklyn
Isabella Posset, Fr., G, Robert Morris
Brandy Thomas, Fr., F, LIU Brooklyn

RMU IN THE NEC *(AS OF 4/7/19 - FINAL FOR 2018-19)*

TEAM STATISTICS

Scoring Offense	7	62.0
Scoring Defense	1	55.3
Scoring Margin	1	+ 6.8
Free Throw Pct.	10	.655
Field Goal Pct.	7	.382
Field Goal Pct. Defense	1	.373
Three-Point Pct.	5	.331
Three-Pointers Made	3	7.2
Three-Point Pct. Defense	3	.316
Rebounding Margin	3	+ 1.4
Blocked Shots	6	3.0
Assists	4	12.8
Steals	1	9.9
Turnover Margin	1	+ 4.15
Assist / Turnover Ratio	3	0.8

INDIVIDUAL STATISTICS

Scoring
11 Nneka Ezeigbo 12.5
Rebounding
4 Nneka Ezeigbo 7.8
8 Irekpitan Ozzy-Momodu 6.8
17 Nadège Pluviose 5.2
Field Goal Percentage
10 Nneka Ezeigbo ..... .471
Assists
12 Isabella Posset 2.7
Free Throw Percentage
None
Steals
5 Isabella Posset 1.9
8 Nneka Ezeigbo 1.7
Three-Point Field Goal Percentage
3 Nina Augustin ..... .419
7 Esther Castedo ..... .364
Three-Point Field Goals Made
8 Honoka Ikematsu 1.7
12 Nina Augustin 1.6
Blocked Shots
4 Nneka Ezeigbo 1.3
Assist / Turnover Ratio
None
Offensive Rebounds
3 Nneka Ezeigbo 3.5
5 Nadège Pluviose 2.8
8 Irekpitan Ozzy-Momodu 2.5
Defensive Rebounds
10 Nneka Ezeigbo 4.4
11 Irekpitan Ozzy-Momodu 4.3
Minutes Played
29 Isabella Posset 26.1

QUICK FACTS

THE UNIVERSITY
Location: Moon Township, Pa.
Founded: 1921 | **Enrollment:** 5,076
President: Dr. Christopher B. Howard
Affiliation: NCAA Division I
Conference: Northeast (NEC)
Home Court (Capacity): UPMC Events Center (4,000)
School Colors: Blue (282) and White with Red (187)
Nickname: Colonials
University Website: www.rmu.edu
Athletics Website: www.rmucolonials.com

INTERCOLLEGIATE ATHLETICS
VP & Director of Athletics: Chris King
Senior Associate Athletic Director: Marty Galosi
Deputy Director of Athletics / SWA: Chelsea Blakely
Deputy Director of Athletics: Kim Graham
Associate Athletic Director: Frank Corona
Assistant Athletic Director: Jim Duzyk
Faculty Representative: John McCarthy, Ph.D.
Division I Programs: 16 (6 men, 10 women)
Athletics Phone: (412) 397-4913

PROGRAM HISTORY
First Season: 1970-71
All-Time Division I Record: 590-598 (.497)
All-Time NEC Record (1985-): 315-270 (.538)
All-Time Home Record: 314-162 (.660)
- John Jay Center (1970-85): 37-10 (.787)*
- Charles L. Sewall Center (1985-2017): 248-147 (.628)
- PPG Paints Arena (2018): 1-0 (1.000)
- North Athletic Complex (2017-): 28-5 (.848)

All-Time Road Record: 195-342 (.363)*
** Site records are unavailable from 1975-79, 1980-83*
NEC Tournament Championships: 8
1988, 1991, 2007, 2008, 2014, 2016, 2017, 2019
NEC Regular-Season Championships: 7
2007, 2008, 2010, 2014, 2017, 2018, 2019
NCAA Tournament Appearances: 6
2007, 2008, 2014, 2016, 2017, 2019
Postseason WNIT Appearances: 2 (2010, 2018)
Postseason WBI Appearances: 1 (2012)

CAREER STARTS BY ACTIVE PLAYER

Player	*16-17*	*17-18*	*18-19*	*19-20*	*Total*
Honoka Ikematsu	--	32	14		46
Nneka Ezeigbo	10	0	33	1	44
Megan Callahan	--	32	8		40
Isabella Posset	--	--	25	1	26
Nina Augustin	--	2	19	1	22
Esther Castedo	--	--	1	1	2
Holly Forbes	--	--	--	1	1
Laura Carrasco	--	0	0		0
Irekpitan Ozzy-Momodu	--	0	0		0
Natalie Villaflor	--	--	0		0
Dahomée Forgues	--	--	--		0
Ramatoulaye Keïta	--	--	--		0
Trinity Papamandjaris	--	--	--		0
Sydney Palermo	--	--	--		0

2018-19 STARTING LINEUPS

Date	*Opponent*	*Starters*				
11.5.19	at TCU	Posset	Augustin	Castedo	Ezeigbo	Forbes
11.9.19	at La Salle					
11.13.19	YOUNGSTOWN STATE					
11.17.19	COLUMBIA					
11.24.19	at Kent State					
11.27.19	PITT-JOHNSTOWN					
12.1.19	XAVIER					
12.7.19	DELAWARE					
12.15.19	at Rhode Island					
12.18.19	at Norfolk State					
12.29.19	at James Madison					
1.2.20	at Central Connecticut *					
1.4.20	at Merrimack *					
1.11.20	WAGNER *					
1.13.20	ST. FRANCIS BROOKLYN *					
1.18.20	MERRIMACK *					
1.20.20	SACRED HEART *					
1.25.20	at Long Island *					
1.27.20	at St. Francis Brooklyn *					
2.1.20	CENTRAL CONNECTICUT *					
2.3.20	BRYANT *					
2.8.20	at Sacred Heart *					
2.10.20	at Wagner *					
2.15.20	FAIRLEIGH DICKINSON *					
2.17.20	at Saint Francis U *					
2.21.20	MOUNT ST. MARY'S *					
2.23.20	at Fairleigh Dickinson *					
3.2.20	at Mount St. Mary's *					
3.5.20	SAINT FRANCIS U *					

* Northeast Conference (NEC) contest

DIFFERENT STARTING LINEUPS

Season	*Games Played*	*Lineups*
2019-20	1	1
- Isabella Posset, Nina Augustin, Esther Castedo, Nneka Ezeigbo, Holly Forbes (1 game)		
2018-19	33	4
- Nia Adams, Isabella Posset, Honoka Ikematsu, Nadège Pluviose, Nneka Ezeigbo (15 games)		
2017-18	33	5
- Megan Callahan, Honoka Ikematsu, Jocelynne Jones, Mikalah Mulrain, Megan Smith (29 games)		
2016-17	33	11
- Anna Niki Stamolamprou, Rebeca Navarro, Janee Brown, Megan Smith, Mikalah Mulrain (9 games)		

WHO WAS ROBERT MORRIS?

» The "Financier of the American Revolution", he isn't as famous as his friend George Washington, but without Robert Morris, the American colonies' bold attempt to throw off British rule never could have succeeded.

» Born in 1734 in Liverpool, England, Robert Morris sailed to the United States with his father when he was 14 years old. Morris became a partner at the import export firm of William & Morris where he made his millions. After, he became the spokesman for opposition to the Stamp Act, smuggled arms for the new American army and navy, signed the Declaration of Independence, secured funding — often using his personal credit —to fight the Revolutionary War, and served as a Pennsylvania state senator. He died in Philadelphia on May 8, 1806.

THE LAST TIME IT HAPPENED (INDIVIDUAL)

A RMU PLAYER SCORED 30+ POINTS

Home	*Nneka Ezeigbo*	*30*	*W, 71-54*	*LIU Brooklyn*	*2.25.19*
Road	Artemis Spanou	37	L, 82-93 (OT)	St. Francis Brooklyn	2.24.14

TWO PLAYERS RECORDED A DOUBLE-DOUBLE

Home	*Nneka Ezeigbo*	*16 pts, 11 reb*	*W, 64-46*	*Sacred Heart*	*1.28.19*
	Irekpitan Ozzy-Momodu	*14 pts, 11 reb*			
Road	Artemis Spanou	12 pts, 23 reb	W, 67-58	Fairleigh Dickinson	1.27.14
	Jolie Olingende	11 pts, 10 reb			

THREE RMU PLAYERS SCORED 20+ POINTS

Home	Sugeiry Monsac	24	W, 90-89	Miami (Ohio)	11.12.06
	Chinata Nesbit	21			
	Natasha Summerville	20			
Road	Sugeiry Monsac	26	W, 92-62	Longwood	12.28.06
	Chinata Nesbit	26			
	Psyche Butler	20			

SIX RMU PLAYERS SCORED IN DOUBLE FIGURES

Home	Mikalah Mulrain	20	W, 124-59	W. Va. Wesleyan	11.13.15
	Anna Niki Stamolamprou	15			
	Rebeca Navarro	15			
	Jocelynne Jones	13			
	Lou Mataly	13			
	Nia Adams	11			
Road	Anna Niki Stamolamprou	14	W, 73-62	Bryant	2.22.14
	Artemis Spanou	12			
	Ashley Ravelli	11			
	Cassie Oursler	10			
	Jolie Olingende	10			
	Rebeca Navarro	10			

A RMU PLAYER HIT 7+ THREE-POINTERS

Home	Anna Niki Stamolamprou	7	W, 87-84	Bryant	1.31.15
Road	Honoka Ikematsu	7	W, 91-57	Sacred Heart	1.31.17

A RMU PLAYER FINISHED WITH 20+ REBOUNDS

Home	Artemis Spanou	20	W, 78-64	Saint Francis U	3.16.14
Road	Artemis Spanou	23	W, 67-58	Fairleigh Dickinson	1.27.14

MISCELLANEOUS INDIVIDUAL

A RMU player had 10 or more assists:

Ashley Ravelli	11	W, 86-47	at Wagner	1.12.15

A RMU player had 5 or more steals:

Isabella Posset	*5*	*W, 74-57*	*ST. FRANCIS BK*	*2.23.19*

A RMU player had 5 or more blocked shots:

Nneka Ezeigbo	*5*	*W, 66-53*	*SAINT FRANCIS U*	*3.7.19*

Two RMU players with 10+ rebounds:

Nneka Ezeigbo	*12*	*W, 65-54*	*SAAINT FRANCIS U*	*3.17.19*
Irekpitan Ozzy-Momodu	*10*			

A RMU player made 12+ field goals:

Nneka Ezeigbo	*13*	*W, 71-54*	*LIU BROOKLYN*	*2.25.19*

TOP PERFORMANCES

INDIVIDUAL

Points

11	Augustin at TCU	11.5.19
10	Forbes at TCU	11.5.19
9	Ezeigbo at TCU	11.5.19
9	Ozzy-Momodu at TCU	11.5.19
8	Posset at TCU	11.5.19

Rebounds

12	Ozzy-Momodu at TCU	11.5.19
5	Ezeigbo at TCU	11.5.19
4	Forbes at TCU	11.5.19
4	Castedo at TCU	11.5.19
2	Posset at TCU	11.5.19

Assists

6	Augustin at TCU	11.5.19
5	Carrasco at TCU	11.5.19
3	Ezeigbo at TCU	11.5.19

Blocks

1	Forbes at TCU	11.5.19

Steals

3	Posset at TCU	11.5.19
2	Forbes at TCU	11.5.19

Field Goals

4	Ezeigbo at TCU	11.5.19
4	Forbes at TCU	11.5.19
3	Augustin at TCU	11.5.19

Three-Point Field Goals

3	Augustin at TCU	11.5.19

TEAM

Scoring

61	at TCU	11.5.19

Scoring Defense

65	at TCU	11.5.19

Field Goal Percentage

.442	at TCU (23-52)	11.5.19

Field Goal Percentage Defense

.385	at TCU (20-52)	11.5.19

THE LAST TIME IT HAPPENED (TEAM)

Won in overtime:	W, 68-65 (OT) at Kent State // Nov. 19, 2016
Lost in overtime:	*L, 59-69 (OT) at Youngstown State // Nov. 6, 2018*
Won by 30+ points (52):	*W, 89-37 at LIU Brooklyn // Jan. 14, 2019*
Won by 40+ points (52):	*W, 89-37 at LIU Brooklyn // Jan. 14, 2019*
Lost by 30+ points (42):	*L, 34-69 at #5 Louisville // March 22, 2019*
Lost by 40+ points (42):	L, 58-100 at Michigan State // Nov. 11, 2017
Scored 100 points (124):	W, 124-59 vs. West Virginia Wesleyan // Nov. 13, 2015
Allowed 100 points (100):	L, 58-100 at Michigan State // Nov. 11, 2017
Scored 90-99 points (91):	W, 91-57 at Sacred Heart // Dec. 31, 2017
Allowed 90-99 points (92):	*L, 63-92 at #14/15 Iowa // Dec. 2, 2018*
Scored 40-49 points (34):	*L, 34-69 at #5 Louisville // March 22, 2019*
Allowed 40-49 points (38):	*W, 64-38 vs. Fairleigh Dickinson // Marc 11, 2019*
Shot 60 percent (61.4):	W, 91-57 at Sacred Heart // Dec. 31, 2017
Opponent shot 60 percent (64.3):	*L, 63-92 at #14/15 Iowa // Dec. 2, 2018*
Shot less than 30 percent (23.1):	*L, 34-69 at #5 Louisville // March 22, 2019*
Opponent shot less than 30 percent (27.3):	*W, 64-38 vs. Fairleigh Dickinson // March 11, 2019*
Made 10+ three-pointers (13):	*W, 66-53 vs. Saint Francis U // March 7, 2019*
Attempted 30+ three-pointers (35):	*W, 66-53 vs. Saint Francis U // March 7, 2019*
Made 30+ free throws (34):	W, 101-95 (2OT) vs. St. Francis Brooklyn // Feb. 8, 2014
Pulled down 50+ rebounds (51):	*W, 67-39 vs. La Salle // Nov. 11, 2018*
Dished out 25+ assists (37):	W, 124-59 vs. West Virginia Wesleyan // Nov. 13, 2015
Swiped 20+ steals (20):	W, 72-44 vs. St. Francis Brooklyn // Jan. 22, 2011
Blocked 10+ shots (10):	*W, 66-53 vs. Saint Francis U // March 7, 2019*
Forced 25+ turnovers (28):	*W, 77-57 at Wagner // March 2, 2019*
Committed 25+ turnovers (33):	W, 63-62 vs. Saint Francis U // Jan. 13, 2018

GAME-BY-GAME LEADERS

Date	*Opponent*	*Points*	*Rebounds*	*Assists*
11.5.19	at TCU	Augustin (11)	Ozzy-Momodu (12)	Augustin (6)
11.9.19	at La Salle			
11.13.19	YOUNGSTOWN STATE			
11.17.19	COLUMBIA			
11.24.19	at Kent State			
12.1.19	XAVIER			
12.7.19	DELAWARE			
12.15.19	at Rhode Island			
12.18.19	at Norfolk State			
12.29.19	at James Madison			
1.2.20	at Central Connecticut *			
1.4.20	at Merrimack *			
1.11.20	WAGNER *			
1.13.20	ST. FRANCIS BROOKLYN *			
1.18.20	MERRIMACK *			
1.20.20	SACRED HEART *			
1.25.20	at Long Island *			
1.27.20	at St. Francis Brooklyn *			
2.1.20	CENTRAL CONNECTICUT *			
2.3.20	BRYANT *			
2.8.20	at Sacred Heart *			
2.10.20	at Wagner *			
2.15.20	FAIRLEIGH DICKINSON *			
2.17.20	at Saint Francis U *			
2.21.20	MOUNT ST. MARY'S *			
2.23.20	at Fairleigh Dickinson *			
3.2.20	at Mount St. Mary's *			
3.5.20	SAINT FRANCIS U *			

* - Northeast Conference (NEC) contest

LEADING THE CHARGE

GAMES LEADING RMU IN SCORING (W/TIES)

Player	*16-17*	*17-18*	*18-19*	*19-20*	*Career*
Nneka Ezeigbo	4	9	16		29
Honoka Ikematsu	--	7	4		11
Nina Augustin	--	2	6	1	9
Megan Callahan	--	6	2		8
Irekpitan Ozzy-Momodu	--	0	3		3
Isabella Posset	--	--	2		2
Esther Castedo	--	--	2		2
Natalie Villaflor	--	--	1		1

GAMES LEADING RMU IN REBOUNDING (W/TIES)

Player	*16-17*	*17-18*	*18-19*	*19-20*	*Career*
Nneka Ezeigbo	6	13	21		40
Irekpitan Ozzy-Momodu	--	1	11	1	13
Natalie Villaflor	--	--	2		2
Nina Augustin	--	1	0		1
Esther Castedo	--	--	1		1

GAMES LEADING RMU IN ASSISTS (W/TIES)

Player	*16-17*	*17-18*	*18-19*	*19-20*	*Career*
Honoka Ikematsu	--	12	7		19
Nina Augustin	--	7	10	1	18
Isabella Posset	--	--	14		14
Megan Callahan	--	8	1		9
Esther Castedo	--	--	6		6
Laura Carrasco	--	1	2		3
Nneka Ezeigbo	0	0	1		1
Irekpitan Ozzy-Momodu	--	0	1		1

GAMES LEADING RMU IN BLOCKED SHOTS (W/TIES)

Player	*16-17*	*17-18*	*18-19*	*19-20*	*Career*
Nneka Ezeigbo	11	9	22		42
Irekpitan Ozzy-Momodu	--	1	8		9
Natalie VIllaflor	--	--	6		6
Isabella Posset	--	--	4		4
Honoka Ikematsu	--	2	0		2
Nina Augustin	--	0	1		1
Laura Carrasco	--	1	0		1
Nina Augustin	--	0	1		1
Esther Castedo	--	--	1		1
Holly Forbes	--	--	--	1	1

GAMES LEADING RMU IN STEALS (W/TIES)

Player	*16-17*	*17-18*	*18-19*	*19-20*	*Career*
Nneka Ezeigbo	3	6	13		22
Isabella Posset	--	--	12	1	13
Honoka Ikematsu	--	4	5		9
NIna Augustin	--	3	5		8
Laura Carrasco	--	3	3		6
Esther Castedo	--	--	5		5
Megan Callahan	--	4	0		4
Irekpitan Ozzy-Momodu	--	0	3		3
Natalie Villaflor	--	--	2		2

2018-19 GAME-BY-GAME STATS

	FG-A	Pct.	3FG-A	Pct.	FT-A	Pct.	O/D/T	PF	A	TO	BLK	STL	TP
Robert Morris	**23-52**	**.442**	**6-22**	**.273**	**9-16**	**.563**	**8/29/37**	**29**	**17**	**22**	**1**	**7**	**61**
at TCU	20-52	.385	5-15	.333	21-32	.656	8/23/31	22	8	17	3	13	66

RECORD BY UNIFORM

HOME WHITE: 0-0

ROAD BLUE: 0-1

11.5	TCU	L, 61-66
11.9	La Salle	
11.24	Kent State	
12.15	Rhode Island	
12.18	Norfolk State	
12.29	James Madison	
1.2	Central Connecticut	
1.4	Merrimack	
1.25	Long Island	
1.27	St. Francis Brooklyn	
3.2	Mount St. Mary's	

ALTERNATE GRAY: 0-0

FEBRUARY PINK: 0-0

2.8	Sacred Heart
2.10	Wagner
2.17	Saint Francis U
2.23	Fairleigh Dickinson

RMU IN THE NEC TOURNAMENT

NEC Tournament Champions: 1988 — 1991 — 2007 — 2008 — 2014 — 2016 — 2017

SEED MATRIX

OPPONENT SEED	RMU SEED 1	2	3	4	5	6	7	8	9	10	VS.
1		1-2	1-1	1-2				0-2			3-7
2			3-1	0-1							3-2
3	1-0	3-1				0-2					4-3
4	3-0	1-0									4-0
5	0-1		0-1	4-0							4-2
6	2-0	3-0	4-0	1-0							10-0
7		3-0									3-0
8	4-0								0-1		4-1
9								1-1			1-1
10											
AS SEED	10-1	11-3	8-3	6-3	0-0	0-2	0-0	1-3	0-1		35-16

TOURNAMENT SUPERLATIVES

VS TEAM	W	L
Bryant	4	0
Central Connecticut	3	0
Fairleigh Dickinson	5	1
LIU Brooklyn	4	1
Marist	1	0
Monmouth	3	2
Mount St. Mary's	3	1
Quinnipiac	0	1
Sacred Heart	3	1
Saint Francis U	5	6
St. Francis Brooklyn	2	2
Wagner	3	1
OVERALL	*36*	*16*

BY ROUND	W	L
Play-In Game	2	2
Quarterfinals	14	5
Semifinals	12	5
Championship	8	4
OVERALL	*36*	*16*

BY SITE	W	L
Home	24	2
Away	6	11
Neutral	6	3
OVERALL	*36*	*16*

ALL TOURNAMENT TEAM SELECTIONS

1987	Lee Repasky
1988	***JoAnn Beatty***, Kathy Frederick
1989	Lydia Womach, JoAnn Beatty
1991	***Maebeth Schalles***, Laura Lindak, Noelle Chiodo
2005	Sugeiry Monsac, Tess Cooley
2007	***Chinata Nesbit***, Sugeiry Monsac
2008	***Chinata Nesbit***, Sade Logan
2010	Angela Pace
2011	Yohanna Morton
2014	***Artemis Spanou***, Anna Niki Stamolamprou
2015	Rebeca Navarro, Anna Niki Stamolamprou
2016	***Anna Niki Stamolamprou***, Ashley Ravelli
2017	***Anna Niki Stamolamprou***, Megan Smith
2018	Jocelynne Jones
2019	***Nneka Ezeigbo***, Nina Augustin

* ***bold*** denotes NEC Tournament MVP

YEAR-BY-YEAR RESULTS

2019 - CHAMPIONS
QUARTERFINALS
#1 Robert Morris 64
#8 Fairleigh Dickinson 38
SEMIFINALS
#1 Robert Morris 69
#6 Mount St. Mary's 65
FINAL
#1 Robert Morris 65
#4 Saint Francis U 54

2018 - RUNNER-UP
QUARTERFINALS
#2 Robert Morris 60
#7 Central Connecticut 54
SEMIFINALS
#2 Robert Morris 70
#6 LIU Brooklyn 44
FINAL
#1 Saint Francis U 66
#2 Robert Morris 56

2017 - CHAMPIONS
QUARTERFINALS
#1 Robert Morris 68
#8 Fairleigh Dickinson 35
SEMIFINALS
#1 Robert Morris 70
#6 Central Connecticut 62
FINAL
#1 Robert Morris 65
#4 Bryant 52

2016 - CHAMPIONS
QUARTERFINALS
#3 Robert Morris 68
#6 Fairleigh Dickinson 59
SEMIFINALS
#3 Robert Morris 72
#2 Bryant 59
FINAL
#3 Robert Morris 56
#1 Sacred Heart 51

2015 - RUNNER-UP
QUARTERFINALS
#3 Robert Morris 89
#6 Fairleigh Dickinson 61
SEMIFINALS
#3 Robert Morris 68
#2 Bryant 62
FINAL
#3 Robert Morris 62
#5 St. Francis Brooklyn 77

2014 - CHAMPIONS
QUARTERFINALS
#1 Robert Morris 65
#8 LIU Brooklyn 49
SEMIFINALS
#1 Robert Morris 72
#4 Bryant 67
FINALS
#1 Robert Morris 78
#3 Saint Francis U 64

2012 — SEMIFINALS
QUARTERFINALS
#4 Robert Morris 92
#5 Saint Francis U 82
SEMIFINALS
#1 Sacred Heart 61
#4 Robert Morris 56

2011 — SEMIFINALS
QUARTERFINALS
#4 Robert Morris 78
#5 Long Island 72
SEMIFINALS
#2 Monmouth 65
#4 Robert Morris 62

2010 — SEMIFINALS
QUARTERFINALS - at SFU
#1 Robert Morris 68
#8 Wagner 52
SEMIFINALS - at SFU
#1 Robert Morris 79
#5 Saint Francis (Pa.) 80

2009 — QUARTERFINALS
QUARTERFINALS - at SHU
#3 Saint Francis (Pa.) 72
#6 Robert Morris 60

2008 — CHAMPIONS
QUARTERFINALS - at LIU Brooklyn
Robert Morris 77
#7 St. Francis (N.Y.) 62
SEMIFINALS - at LIU Brooklyn
#2 Robert Morris 67
#6 Monmouth 52
CHAMPIONSHIP
#2 Robert Morris 86
#4 Long Island 75

2007 — CHAMPIONS
QUARTERFINALS
#2 Robert Morris 69
#7 Fairleigh Dickinson 55
SEMIFINALS
#2 Robert Morris 77
#6 St. Francis (N.Y.) 68
CHAMPIONSHIP
#2 Robert Morris 68
#3 Sacred Heart 66

2006 — SEMIFINALS
QUARTERFINALS
#3 Robert Morris 65
#6 Mount St. Mary's 56
SEMIFINALS
#2 Quinnipiac 58
#3 Robert Morris 46

2005 — RUNNER-UP
QUARTERFINALS
#3 Robert Morris 72
#6 Central Connecticut State 39
SEMIFINALS
#3 Robert Morris 68
#2 Sacred Heart 62 OT
CHAMPIONSHIP
#1 Saint Francis (Pa.) 65
#3 Robert Morris 50

2000 — QUARTERFINALS
QUARTERFINALS - at Monmouth
#1 Saint Francis (Pa.) 89
#8 Robert Morris 71

1997 — QUARTERFINALS
PLAY-IN
#8 Robert Morris 82
#9 Marist 74
QUARTERFINALS
#1 Saint Francis (Pa.) 78
#8 Robert Morris 56

1996 — PLAY-IN GAME
PLAY-IN
#9 Long Island 91
#8 Robert Morris 71

1995 — QUARTERFINALS
QUARTERFINALS
#3 Monmouth 71
#6 Robert Morris 54

1994 — PLAY-IN GAME
PLAY-IN
#8 St. Francis (N.Y.) 62
#9 Robert Morris 60

1991 — CHAMPIONS
QUARTERFINALS
#4 Robert Morris 64
#5 Saint Francis (Pa.) 53
SEMIFINALS
#4 Robert Morris 77
#1 Mount St. Mary's 72
CHAMPIONSHIP - at Mount St. Mary's
#4 Robert Morris 69
#6 Wagner 61

1990 — QUARTERFINALS
PLAY-IN
#4 Robert Morris 67
#5 Saint Francis (Pa.) 56
QUARTERFINALS
#1 Mount St. Mary's 61
#4 Robert Morris 42

1989 — RUNNER-UP
SEMIFINALS
#2 Robert Morris 69
#3 Monmouth 61
CHAMPIONSHIP
#1 Wagner 66
#2 Robert Morris 60

1988 — CHAMPIONS
ECAC Metro Conference
SEMIFINALS
#2 Robert Morris 75
#3 Wagner 61
CHAMPIONSHIP
#2 Robert Morris 63
#1 Monmouth 60

1987 — SEMIFINALS
ECAC Metro Conference
SEMIFINALS
#3 Fairleigh Dickinson 71
#2 Robert Morris 68

TOURNEY RECORDS

INDIVIDUAL

POINTS

38	Sade Logan vs. Monmouth	SF	3.9.08
30	Four tied with		

FIELD GOALS MADE

15	Sade Logan vs. Monmouth	SF	3.9.08
12	Three tied with		

THREE-POINTERS MADE

7	Sade Logan vs. Monmouth	SF	3.9.08
6	Josette Campbell at Sacred Heart	SF	3.9.12
5	Three tied with		

FREE THROWS MADE

13	Artemis Spanou vs. Saint Francis U	QF	3.3.12
12	Artemis Spanou vs. Saint Francis U	CG	3.16.14
12	Kiecha McCrae vs. St. Francis (Pa.)	QF	3.3.00

REBOUNDS

24	Chinata Nesbit vs. St. Francis (N.Y.)	QF	3.8.08
20	Artemis Spanou vs. Saint Francis U	CG	3.16.14
17	Two tied with		

ASSISTS

10	Chinata Nesbit vs. St. Francis (N.Y.)	QF	3.8.08
8	Three tied with		

STEALS

7	DeSheyna Perry at Sacred Heart	SF	3.8.05
7	Kathy Frederick vs. Wagner	SF	3.11.88
5	Five tied with		

BLOCKS

4	Four tied with		
	M.R. - Mikalah Mulrain vs. Bryant	CG	3.12.17

TEAM

POINTS SCORED

92	Saint Francis U	QF	3.3.12
89	Fairleigh Dickinson	QF	3.8.15
86	Long Island	CG	3.16.08

POINTS ALLOWED

35	Fairleigh Dickinson	QF	3.5.17
38	Fairleigh Dickinson	QF	3.11.19
39	Central Connecticut State	QF	3.5.05

FIELD GOAL PERCENTAGE

.561 (32-57)	at St. Francis (Pa.)	SF	3.7.10
.547 (29-53)	at Bryant	SF	3.9.16
.544 (31-57)	Fairleigh Dickinson	QF	3.8.15

THREE-POINT PERCENTAGE

.692 (9-13)	at Bryant	SF	3.9.16
.600 (6-10)	at St. Francis (N.Y.)	PI	3.5.94
.545 (6-11)	Two tied with		

FREE THROW PERCENTAGE

.923 (12-13)	at Sacred Heart	CG	3.13.16
.909 (20-22)	Long Island	CG	3.16.08
.895 (17-19)	at Monmouth	CG	3.12.88

REBOUNDS

55	Saint Francis U	QF	3.3.12
53	vs. St. Francis (N.Y.)	QF	3.8.08
50	vs. Wagner	CG	3.9.91

ASSISTS

22	Marist	PI	2.27.97
20	Bryant	SF	3.12.14
18	Two tied with		

STEALS

17	Fairleigh Dickinson	QF	3.3.07
16	at Sacred Heart	SF	3.8.05
14	Two tied with		

BLOCKS

9	Bryant	CG	3.12.15
8	Saint Francis U	QF	3.3.12
8	vs. St. Francis (Pa.)	QF	3.7.09

NEC TOURNEY MVPs

JOANN BEATTY, 1988

DATE	OPPONENT	FG-A	3PT-A	FT-A	PTS	REB	AST	BLK	STL	TO	MIN
3.11	vs. Wagner	6-13	0-0	2-3	14	16	1	1	0	5	--
3.13	at Monmouth	10-16	0-0	3-3	23	11	2	1	2	2	--
TOTALS		*16-29*	*0-0*	*5-6*	*37*	*27*	*3*	*2*	*2*	*7*	--
PCT/AVG		*.551*	*.000*	*.833*	*18.5*	*13.5*	*1.5*	*1.0*	*1.0*	*3.5*	--

MAEBETH SCHALLES, 1991

DATE	OPPONENT	FG-A	3PT-A	FT-A	PTS	REB	AST	BLK	STL	TO	MIN
3.5	SAINT FRANCIS (Pa.)	5-10	0-0	5-7	15	11	0	0	0	4	20
3.8	@ Mount St. Mary's	4-10	0-0	2-5	10	7	1	0	0	2	27
3.9	vs. Wagner	5-12	0-0	2-5	12	16	0	0	0	0	24
TOTALS		*14-32*	*0-0*	*9-17*	*37*	*34*	*1*	*0*	*0*	*6*	*71*
PCT/AVG		*.438*	*.000*	*.529*	*12.3*	*11.3*	*0.3*	*0.0*	*0.0*	*2.0*	*23.7*

CHINATA NESBIT, 2007

DATE	OPPONENT	FG-A	3PT-A	FT-A	PTS	REB	AST	BLK	STL	TO	MIN
3.3	FAIRLEIGH DICKINSON	10-23	0-0	4-7	24	11	3	0	1	4	36
3.6	ST. FRANCIS (N.Y.)	6-15	0-0	11-14	23	12	5	0	2	4	40
3.9	SACRED HEART	12-18	0-0	4-7	28	7	4	0	1	5	39
TOTALS		*28-56*	*0-0*	*19-28*	*75*	*30*	*12*	*0*	*4*	*13*	*115*
PCT/AVG		*.500*	*.000*	*.679*	*25.0*	*10.0*	*4.0*	*0.0*	*1.3*	*4.3*	*38.3*

CHINATA NESBIT, 2008

DATE	OPPONENT	FG-A	3PT-A	FT-A	PTS	REB	AST	BLK	STL	TO	MIN
3.8	vs. St. Francis (N.Y.)	5-21	0-0	8-10	18	24	10	0	2	6	37
3.9	vs. Monmouth	5-14	0-0	2-4	12	6	3	4	1	1	40
3.16	LONG ISLAND	6-18	0-0	3-3	15	16	8	0	3	1	40
TOTALS		*16-53*	*0-0*	*13-17*	*45*	*46*	*21*	*4*	*6*	*8*	*117*
PCT/AVG		*.302*	*.000*	*.765*	*15.0*	*15.3*	*7.0*	*1.3*	*2.0*	*2.7*	*39.0*

ARTEMIS SPANOU, 2014

DATE	OPPONENT	FG-A	3PT-A	FT-A	PTS	REB	AST	BLK	STL	TO	MIN
3.9	LIU BROOKLYN	9-13	1-3	3-4	22	15	2	3	2	3	40
3.12	BRYANT	10-15	0-1	4-4	24	12	8	2	0	3	36
3.16	SAINT FRANCIS U	8-12	2-2	12-16	30	20	6	1	2	3	40
TOTALS		*27-40*	*3-6*	*19-24*	*76*	*47*	*16*	*6*	*4*	*9*	*116*
PCT/AVG		*.675*	*.500*	*.792*	*25.3*	*15.7*	*5.3*	*2.0*	*1.3*	*3.0*	*38.7*

ANNA NIKI STAMOLAMPROU, 2016

DATE	OPPONENT	FG-A	3PT-A	FT-A	PTS	REB	AST	BLK	STL	TO	MIN
3.6	FAIRLEIGH DICKINSON	5-11	4-8	10-12	24	6	6	0	3	4	38
3.9	@ Bryant	8-18	1-3	2-2	19	4	3	0	1	3	38
3.13	@ Sacred Heart	5-18	0-4	0-0	10	8	2	0	3	3	36
TOTALS		*18-47*	*5-15*	*12-14*	*53*	*20*	*11*	*0*	*7*	*10*	*112*
PCT/AVG		*.383*	*.333*	*.857*	*17.7*	*6.7*	*3.7*	*0.0*	*2.3*	*3.3*	*37.3*

ANNA NIKI STAMOLAMPROU, 2017

DATE	OPPONENT	FG-A	3PT-A	FT-A	PTS	REB	AST	BLK	STL	TO	MIN
3.5	FAIRLEIGH DICKINSON	6-11	3-6	0-0	15	7	2	0	0	3	27
3.8	CENTRAL CONN.	5-16	2-5	3-4	15	5	4	0	2	1	40
3.12	BRYANT	7-17	1-3	8-8	23	9	5	0	2	1	40
TOTALS		*18-44*	*6-14*	*11-12*	*53*	*21*	*11*	*0*	*4*	*5*	*107*
PCT/AVG		*.409*	*.429*	*.917*	*17.7*	*7.0*	*3.7*	*0.0*	*1.3*	*1.7*	*35.7*

NNEKA EZEIGBO, 2019

DATE	OPPONENT	FG-A	3PT-A	FT-A	PTS	REB	AST	BLK	STL	TO	MIN
3.11	FAIRLEIGH DICKINSON	6-12	0-0	1-3	13	7	1	2	2	1	26
3.14	MOUNT ST. MARY'S	9-14	0-0	5-6	23	10	0	3	1	2	30
3.17	SAINT FRANCIS U	4-17	0-0	3-9	11	12	0	1	2	2	29
TOTALS		*19-43*	*0-0*	*9-18*	*47*	*29*	*1*	*6*	*5*	*5*	*85*
PCT/AVG		*.442*	*.000*	*.500*	*15.7*	*9.7*	*0.3*	*2.0*	*1.7*	*1.7*	*28.3*

00 DAHOMÉE FORGUES

Freshman // 5-8 // Guard // Saint-Jean-sur-Richelieu, Quebec // Joséphine-Dandurand



CAREER STATISTICS

			Total		3-Point		F-Throws		Rebounds										Scoring	
Season	gp-gs	min/avg	fg-fga	pct	fg-fga	pct	ft-fta	pct	off	def	tot	avg	pf	fo	ast	to	blk	stl	pts	avg
2019-20	1-0	1/1.0	0-0	.000	0-0	.000	0-0	.000	0	0	0	0.0	2	0	0	1	0	0	0	0.0
TOTAL	1-0	1/1.0	0-0	.000	0-0	.000	0-0	.000	0	0	0	0.0	2	0	0	1	0	0	0	0.0

2019-20 GAME-BY-GAME STATISTICS

				Total		3-Pointers		Free throws		Rebounds											
Opponent	Date	gs	min	fg-fga	pct	3fg-fga	pct	ft-fta	pct	off	def	tot	avg	pf	a	t/o	blk	stl	pts	avg
at TCU	11/5/19		1	0-0	.000	0-0	.000	0-0	.000	0	0	0	0.0	2	0	1	0	0	0	0.0
Totals		0	1	0-0	.000	0-0	.000	0-0	.000	0	0	0	0.0	2	0	1	0	0	0	0.0

Games played: 1
Minutes/game: 1.0

Turnovers/game: 1.0

2019-20 GAME HIGHS

Points			
FG Made			
FG Att.			
3-Pt. FG Made			
3-Pt. FG Att.			
FT Made			
FT Att.			
Rebounds			
Assists			
Steals			
Blocks			
Minutes	1	at TCU	11.5.19

CAREER HIGHS

Points			
FG Made			
FG Att.			
3-Pt. FG Made			
3-Pt. FG Att.			
FT Made			
FT Att.			
Rebounds			
Assists			
Steals			
Blocks			
Minutes	1	at TCU	11.5.19

4 ISABELLA POSSET

Sophomore // 5-8 // Guard // Beaver, Pa. // Beaver

CAREER STATISTICS

			Total		3-Point		F-Throws		Rebounds										Scoring	
Season	gp-gs	min/avg	fg-fga	pct	fg-fga	pct	ft-fta	pct	off	def	tot	avg	pf	fo	ast	to	blk	stl	pts	avg
2018-19	33-25	855/25.9	81-246	.329	34-118	.288	54-77	.701	14	74	88	2.7	85	1	89	72	10	62	250	7.6
2019-20	1-1	30/30.0	3-9	.333	1-7	.143	1-2	.500	0	2	2	2.0	4	0	2	3	0	3	8	8.0
TOTAL	34-26	885/26.0	84-255	.329	35-125	.280	55-79	.696	14	76	90	2.6	89	1	91	75	10	65	258	7.6

2019-20 GAME-BY-GAME STATISTICS

				Total		3-Pointers		Free throws		Rebounds										
Opponent	Date	gs	min	fg-fga	pct	3fg-fga	pct	ft-fta	pct	off	def	tot	avg	pf	a	t/o	blk	stl	pts	avg
at TCU	11/5/19	*	30	3-9	.333	1-7	.143	1-2	.500	0	2	2	2.0	4	2	3	0	3	8	8.0
Totals		1	30	3-9	.333	1-7	.143	1-2	.500	0	2	2	2.0	4	2	3	0	3	8	8.0

Games played: 1
Minutes/game: 30.0
Points/game: 8.0
FG Pct: 33.3
3FG Pct: 14.3
FT Pct: 50.0

Rebounds/game: 2.0
Assists/game: 2.0
Turnovers/game: 3.0
Assist/turnover ratio: 0.7
Steals/game: 3.0

2019-20 GAME HIGHS

Points	8	at TCU	11.5.19
FG Made	3	at TCU	11.5.19
FG Att.	9	at TCU	11.5.19
3-Pt. FG Made	1	at TCU	11.5.19
3-Pt. FG Att.	7	at TCU	11.5.19
FT Made	1	at TCU	11.5.19
FT Att.	2	at TCU	11.5.19
Rebounds	2	at TCU	11.5.19
Assists	2	at TCU	11.5.19
Steals	3	at TCU	11.5.19
Blocks			
Minutes	30	at TCU	11.5.19

CAREER HIGHS

Points	16	PITT-JOHNSTOWN	12.15.18
FG Made	5	PITT-JOHNSTOWN	12.15.18
FG Att.	13	FAIRLEIGH DICKINSON	1.7.19
3-Pt. FG Made	4	PITT-JOHNSTOWN	12.15.18
3-Pt. FG Att.	8	at Sacred Heart	3.4.19
FT Made	7	MOUNT ST. MARY'S	1.5.19
FT Att.	8	at LIU Brooklyn	1.14.19
		MOUNT ST. MARY'S	1.5.19
Rebounds	8	at LIU Brooklyn	1.14.19
Assists	8	at Youngstown State	11.6.18
Steals	6	WAGNER	1.26.19
Blocks	2	at St. Francis Brooklyn	1.12.19
		KENT STATE	12.7.18
Minutes	35	MOUNT ST. MARY'S	3.14.19

10 LAURA CARRASCO

Junior // 5-9 // Guard // Madrid, Spain // Colegio Legamar

CAREER STATISTICS

			Total		3-Point		F-Throws		Rebounds										Scoring	
Season	gp-gs	min/avg	fg-fga	pct	fg-fga	pct	ft-fta	pct	off	def	tot	avg	pf	fo	ast	to	blk	stl	pts	avg
2017-18	33-0	439/13.3	26-91	.286	8-45	.178	7-18	.389	15	28	43	1.3	46	0	25	50	2	30	67	2.0
2018-19	29-0	200/6.9	10-31	.323	8-19	.421	1-6	.167	5	6	11	0.4	25	0	16	8	1	13	29	1.0
2019-20	1-0	17/17.0	3-4	.750	0-1	.000	0-2	.000	0	0	0	0.0	0	0	5	1	0	0	6	6.0
TOTAL	63-0	656/10.4	39-126	.310	16-65	.246	8-26	.308	20	34	54	0.9	71	0	46	59	3	43	102	1.6

2019-20 GAME-BY-GAME STATISTICS

				Total		3-Pointers		Free throws		Rebounds											
Opponent	Date	gs	min	fg-fga	pct	3fg-fga	pct	ft-fta	pct	off	def	tot	avg	pf	a	t/o	blk	stl	pts	avg
at TCU	11/5/19		17	3-4	.750	0-1	.000	0-2	.000	0	0	0	0.0	0	5	1	0	0	6	6.0
Totals		0	17	3-4	.750	0-1	.000	0-2	.000	0	0	0	0.0	0	5	1	0	0	6	6.0

Games played: 1
Minutes/game: 17.0
Points/game: 6.0
FG Pct: 75.0
3FG Pct: 0.0
FT Pct: 0.0

Assists/game: 5.0
Turnovers/game: 1.0
Assist/turnover ratio: 5.0

2019-20 GAME HIGHS

Points	6	at TCU	11.5.19
FG Made	3	at TCU	11.5.19
FG Att.	4	at TCU	11.5.19
3-Pt. FG Made			
3-Pt. FG Att.	1	at TCU	11.5.19
FT Made			
FT Att.	2	at TCU	11.5.19
Rebounds			
Assists	5	at TCU	11.5.19
Steals			
Blocks			
Minutes	17	at TCU	11.5.19

CAREER HIGHS

Points	13	at Cal Poly	11.24.17
FG Made	4	at Cal Poly	11.24.17
FG Att.	9	at Cal Poly	11.24.17
3-Pt. FG Made	3	at Cal Poly	11.24.17
3-Pt. FG Att.	6	at Cal Poly	11.24.17
FT Made	3	LAFAYETTE	12.9.17
FT Att.	6	LAFAYETTE	12.9.17
Rebounds	6	MONMOUTH	12.3.17
Assists	5	at TCU	11.5.19
Steals	5	at Central Connecticut	2.26.18
Blocks	1	Three times	
	Most recent	SAINT FRANCIS U	3.7.19
Minutes	29	MONMOUTH	12.3.17

11 NATALIE VILLAFLOR

Sophomore // 5-10 // Guard/Forward // Ashburn, Va. // Loudoun County



CAREER STATISTICS

			Total		3-Point		F-Throws		Rebounds										Scoring	
Season	gp-gs	min/avg	fg-fga	pct	fg-fga	pct	ft-fta	pct	off	def	tot	avg	pf	fo	ast	to	blk	stl	pts	avg
2018-19	33-0	518/15.7	40-108	.370	10-40	.250	18-25	.720	21	71	92	2.8	53	0	19	28	13	21	108	3.3
2019-20	1-0	12/12.0	0-2	.000	0-0	.000	0-0	.000	0	2	2	2.0	4	0	0	0	0	0	0	0.0
TOTAL	34-0	530/15.6	40-110	.364	10-40	.250	18-25	.720	21	73	94	2.8	57	0	19	28	13	21	108	3.2

2019-20 GAME-BY-GAME STATISTICS

				Total		3-Pointers		Free throws		Rebounds										
Opponent	Date	gs	min	fg-fga	pct	3fg-fga	pct	ft-fta	pct	off	def	tot	avg	pf	a	t/o	blk	stl	pts	avg
at TCU	11/5/19		12	0-2	.000	0-0	.000	0-0	.000	0	2	2	2.0	4	0	0	0	0	0	0.0
Totals		0	12	0-2	.000	0-0	.000	0-0	.000	0	2	2	2.0	4	0	0	0	0	0	0.0

Games played: 1
Minutes/game: 12.0
FG Pct: 0.0

Rebounds/game: 2.0

2019-20 GAME HIGHS

Points			
FG Made			
FG Att.	2	at TCU	11.5.19
3-Pt. FG Made			
3-Pt. FG Att.			
FT Made			
FT Att.			
Rebounds	2	at TCU	11.5.19
Assists			
Steals			
Blocks			
Minutes	12	at TCU	11.5.19

CAREER HIGHS

Points	10	at Fairleigh Dickinson	2.2.19
FG Made	3	Seven times	
	Most recent	SAINT FRANCIS U	3.17.19
FG Att.	12	at Mount St. Mary's	2.16.19
3-Pt. FG Made	2	at St. Francis Brooklyn	1.12.19
3-Pt. FG Att.	6	at Saint Francis U	2.18.19
FT Made	3	at Fairleigh Dickinson	2.2.19
		WAGNER	1.26.19
FT Att.	4	FAIRLEIGH DICKINSON	3.11.19
		WAGNER	1.26.19
Rebounds	7	FAIRLEIGH DICKINSON	3.11.19
		at Saint Francis U	2.18.19
Assists	3	LIU BROOKLYN	2.25.19
Steals	4	at Central Connecticut	1.21.19
Blocks	3	at Saint Francis U	2.18.19
Minutes	25	at Mount St. Mary's	2.16.19
		at Fairleigh Dickinson	2.2.19

12 NINA AUGUSTIN

Junior // 5-6 // Guard // Helsinki, Finland // Mäkelänrinteen lukio

CAREER STATISTICS

			Total		3-Point		F-Throws		Rebounds										Scoring	
Season	gp-gs	min/avg	fg-fga	pct	fg-fga	pct	ft-fta	pct	off	def	tot	avg	pf	fo	ast	to	blk	stl	pts	avg
2017-18	33-2	690/20.9	52-145	.359	29-87	.333	37-46	.804	10	46	56	1.7	54	0	67	56	2	33	170	5.2
2018-19	33-19	778/23.6	84-213	.394	52-124	.419	28-39	.718	8	48	56	1.7	70	1	76	68	3	35	248	7.5
2019-20	1-1	31/31.0	3-5	.600	3-4	.750	2-2	1.000	0	0	0	0.0	4	0	6	5	0	1	11	11.0
TOTAL	67-22	1499/22.4	139-363	.383	84-215	.391	67-87	.770	18	94	112	1.7	128	1	149	129	5	69	429	6.4

2019-20 GAME-BY-GAME STATISTICS

				Total		3-Pointers		Free throws		Rebounds											
Opponent	Date	gs	min	fg-fga	pct	3fg-fga	pct	ft-fta	pct	off	def	tot	avg	pf	a	t/o	blk	stl	pts	avg
at TCU	11/5/19	*	31	3-5	.600	3-4	.750	2-2	1.000	0	0	0	0.0	4	6	5	0	1	11	11.0
Totals		1	31	3-5	.600	3-4	.750	2-2	1.000	0	0	0	0.0	4	6	5	0	1	11	11.0

Games played: 1
Minutes/game: 31.0
Points/game: 11.0
FG Pct: 60.0
3FG Pct: 75.0
FT Pct: 100.0

Assists/game: 6.0
Turnovers/game: 5.0
Assist/turnover ratio: 1.2
Steals/game: 1.0

2019-20 GAME HIGHS

Points	11	at TCU	11.5.19
FG Made	3	at TCU	11.5.19
FG Att.	5	at TCU	11.5.19
3-Pt. FG Made	3	at TCU	11.5.19
3-Pt. FG Att.	4	at TCU	11.5.19
FT Made	2	at TCU	11.5.19
FT Att.	2	at TCU	11.5.19
Rebounds			
Assists	6	at TCU	11.5.19
Steals	1	at TCU	11.5.19
Blocks			
Minutes	31	at TCU	11.5.19

CAREER HIGHS

Points	18	at Saint Francis U	2.18.19
FG Made	6	Three times	
	Most recent	ST. FRANCIS BROOKLYN	2.23.19
FG Att.	13	at Saint Francis U	2.18.19
3-Pt. FG Made	6	at Saint Francis U	2.18.19
3-Pt. FG Att.	12	at Saint Francis U	2.18.19
FT Made	5	at Mount St. Mary's	1.22.18
		at Wagner	1.20.18
FT Att.	8	at Wagner	1.20.18
Rebounds	7	at Sacred Heart	3.4.19
Assists	6	Three times	
	Most recent	at TCU	11.5.19
Steals	4	SAINT FRANCIS U	3.7.19
		at Saint Francis U	3.11.18
Blocks	2	JAMES MADISON	12.30.18
Minutes	38	at Sacred Heart	3.4.19

13 MEGAN CALLAHAN

Redshirt Sophomore // 5-8 // Guard // Bristow, Va. // Stonewall Jackson

CAREER STATISTICS

			Total		3-Point		F-Throws		Rebounds										Scoring	
Season	gp-gs	min/avg	fg-fga	pct	fg-fga	pct	ft-fta	pct	off	def	tot	avg	pf	fo	ast	to	blk	stl	pts	avg
2017-18	33-32	998/30.2	105-296	.355	64-167	.383	23-35	.657	19	52	71	2.2	59	1	59	66	0	29	297	9.0
2018-19	9-8	188/20.9	24-70	.343	16-38	.421	4-8	.500	2	17	19	2.1	18	1	4	11	0	5	68	7.6
2019-20	1-0	10/10.0	1-4	.250	1-3	.333	0-0	.000	0	0	0	0.0	1	0	0	2	0	0	3	3.0
TOTAL	43-40	1196/27.8	130-370	.351	81-208	.389	27-43	.628	21	69	90	2.1	78	2	63	79	0	34	368	8.6

2019-20 GAME-BY-GAME STATISTICS

				Total		3-Pointers		Free throws		Rebounds											
Opponent	Date	gs	min	fg-fga	pct	3fg-fga	pct	ft-fta	pct	off	def	tot	avg	pf	a	t/o	blk	stl	pts	avg
at TCU	11/5/19		10	1-4	.250	1-3	.333	0-0	.000	0	0	0	0.0	1	0	2	0	0	3	3.0
Totals		0	10	1-4	.250	1-3	.333	0-0	.000	0	0	0	0.0	1	0	2	0	0	3	3.0

Games played: 1
Minutes/game: 10.0
Points/game: 3.0
FG Pct: 25.0
3FG Pct: 33.3

Turnovers/game: 2.0

2019-20 GAME HIGHS

Points	3	at TCU	11.5.19
FG Made	1	at TCU	11.5.19
FG Att.	4	at TCU	11.5.19
3-Pt. FG Made	1	at TCU	11.5.19
3-Pt. FG Att.	3	at TCU	11.5.19
FT Made			
FT Att.			
Rebounds			
Assists			
Steals			
Blocks			
Minutes	10	at TCU	11.5.19

CAREER HIGHS

Points	19	ST. FRANCIS BROOKLYN	1.8.18
FG Made	7	MOUNT ST. MARY'S	3.4.18
		ST. FRANCIS BROOKLYN	1.8.18
FG Att.	15	WAGNER	3.2.18
3-Pt. FG Made	5	SACRED HEART	2.19.18
		ST. FRANCIS BROOKLYN	1.8.18
3-Pt. FG Att.	11	at Bowling Green	11.17.18
FT Made	6	at Saint Francis U	2.3.18
FT Att.	8	WAGNER	3.2.18
Rebounds	6	FAIRLEIGH DICKINSON	2.17.18
Assists	6	at Fairleigh Dickinson	12.29.17
Steals	4	at Bryant	2.24.18
		CLARION	12.16.17
Blocks			
Minutes	42	BOWLING GREEN	11.16.17

14 IREKPITAN OZZY-MOMODU

Junior // 6-2 // Center // London, England // Southwark

CAREER STATISTICS

			Total		3-Point		F-Throws		Rebounds										Scoring	
Season	gp-gs	min/avg	fg-fga	pct	fg-fga	pct	ft-fta	pct	off	def	tot	avg	pf	fo	ast	to	blk	stl	pts	avg
2017-18	17-0	62/3.6	7-18	.389	0-1	.000	2-6	.333	8	16	24	1.4	12	0	1	10	1	5	16	0.9
2018-19	33-0	497/15.1	82-143	.573	0-0	.000	50-78	.641	81	142	223	6.8	70	1	10	59	13	22	214	6.5
2019-20	1-0	22/22.0	3-5	.600	0-0	.000	3-6	.500	2	10	12	12.0	2	0	1	1	0	1	9	9.0
TOTAL	51-0	581/11.4	92-166	.554	0-1	.000	55-90	.611	91	168	259	5.1	84	1	12	70	14	28	239	4.7

2019-20 GAME-BY-GAME STATISTICS

				Total		3-Pointers		Free throws		Rebounds										
Opponent	Date	gs	min	fg-fga	pct	3fg-fga	pct	ft-fta	pct	off	def	tot	avg	pf	a	t/o	blk	stl	pts	avg
at TCU	11/5/19		22	3-5	.600	0-0	.000	3-6	.500	2	10	12	12.0	2	1	1	0	1	9	9.0
Totals		0	22	3-5	.600	0-0	.000	3-6	.500	2	10	12	12.0	2	1	1	0	1	9	9.0

Games played: 1
Minutes/game: 22.0
Points/game: 9.0
FG Pct: 60.0
FT Pct: 50.0

Rebounds/game: 12.0
Assists/game: 1.0
Turnovers/game: 1.0
Assist/turnover ratio: 1.0
Steals/game: 1.0

2019-20 GAME HIGHS

Points	9	at TCU	11.5.19
FG Made	3	at TCU	11.5.19
FG Att.	5	at TCU	11.5.19
3-Pt. FG Made			
3-Pt. FG Att.			
FT Made	3	at TCU	11.5.19
FT Att.	6	at TCU	11.5.19
Rebounds	12	at TCU	11.5.19
Assists	1	at TCU	11.5.19
Steals	1	at TCU	11.5.19
Blocks			
Minutes	22	at TCU	11.5.19

CAREER HIGHS

Points	17	MOUNT ST. MARY'S	1.5.19
FG Made	8	MOUNT ST. MARY'S	1.5.19
FG Att.	11	MOUNT ST. MARY'S	1.5.19
3-Pt. FG Made			
3-Pt. FG Att.			
FT Made	4	Four times	
Most recent		at Wagner	3.2.19
FT Att.	8	PITT-JOHNSTOWN	12.15.18
Rebounds	16	PITT-JOHNSTOWN	12.15.18
Assists	1	Nine times	
Most recent		at TCU	11.5.19
Steals	3	JAMES MADISON	12.30.18
		at Michigan State	11.11.17
Blocks	2	Three times	
Most recent		at Wagner	3.2.19
Minutes	29	DELAWARE STATE	12.18.18

20 HONOKA IKEMATSU

Junior // 5-6 // Guard // Kumamoto, Japan // Kumamoto Kokufu



CAREER STATISTICS

			Total		3-Point		F-Throws		Rebounds										Scoring	
Season	gp-gs	min/avg	fg-fga	pct	fg-fga	pct	ft-fta	pct	off	def	tot	avg	pf	fo	ast	to	blk	stl	pts	avg
2017-18	32-32	945/29.5	98-240	.408	65-157	.414	19-26	.731	11	64	75	2.3	77	1	90	101	2	39	280	8.8
2018-19	32-14	654/20.4	78-233	.335	54-165	.327	15-20	.750	8	33	41	1.3	56	0	37	37	1	27	225	7.0
2019-20	1-0	9/9.0	0-1	.000	0-1	.000	0-0	.000	0	1	1	1.0	2	0	0	0	0	0	0	0.0
TOTAL	65-46	1608/24.7	176-474	.371	119-323	.368	34-46	.739	19	98	117	1.8	135	1	127	138	3	66	505	7.8

2019-20 GAME-BY-GAME STATISTICS

				Total		3-Pointers		Free throws		Rebounds											
Opponent	Date	gs	min	fg-fga	pct	3fg-fga	pct	ft-fta	pct	off	def	tot	avg	pf	a	t/o	blk	stl	pts	avg
at TCU	11/5/19		9	0-1	.000	0-1	.000	0-0	.000	0	1	1	1.0	2	0	0	0	0	0	0.0
Totals		0	9	0-1	.000	0-1	.000	0-0	.000	0	1	1	1.0	2	0	0	0	0	0	0.0

Games played: 1
Minutes/game: 9.0
FG Pct: 0.0
3FG Pct: 0.0

Rebounds/game: 1.0

2019-20 GAME HIGHS

Points			
FG Made			
FG Att.	1	at TCU	11.5.19
3-Pt. FG Made			
3-Pt. FG Att.	1	at TCU	11.5.19
FT Made			
FT Att.			
Rebounds	1	at TCU	11.5.19
Assists			
Steals			
Blocks			
Minutes	9	at TCU	11.5.19

CAREER HIGHS

Points	25	at Sacred Heart	12.31.17
FG Made	8	at Sacred Heart	12.31.17
FG Att.	14	Three times	
	Most recent	CENTRAL CONNECTICUT	2.11.19
3-Pt. FG Made	7	at Sacred Heart	12.31.17
3-Pt. FG Att.	11	at St. Francis Brooklyn	1.12.19
FT Made	4	at Mount St. Mary's	1.22.18
FT Att.	4	Four times	
	Most recent	at Bryant	1.19.19
Rebounds	6	at Sacred Heart	12.31.17
Assists	8	CENTRAL CONNECTICUT	1.29.18
Steals	4	PITT-JOHNSTOWN	12.15.18
		at Saint Francis U	2.3.18
Blocks	1	Three times	
	Most recent	at Youngstown State	11.6.18
Minutes	38	CENTRAL CONNECTICUT	1.29.18

22 ESTHER CASTEDO

Sophomore // 5-7 // Guard // Lugo, Spain // IES Ollos Grandes

CAREER STATISTICS

			Total		3-Point		F-Throws		Rebounds										Scoring	
Season	gp-gs	min/avg	fg-fga	pct	fg-fga	pct	ft-fta	pct	off	def	tot	avg	pf	fo	ast	to	blk	stl	pts	avg
2018-19	32-1	605/18.9	70-195	.359	44-121	.364	15-21	.714	15	46	61	1.9	39	0	50	55	4	28	199	6.2
2019-20	1-1	23/23.0	2-9	.222	1-5	.200	0-0	.000	2	2	4	4.0	1	0	0	6	0	0	5	5.0
TOTAL	33-2	628/19.0	72-204	.353	45-126	.357	15-21	.714	17	48	65	2.0	40	0	50	61	4	28	204	6.2

2019-20 GAME-BY-GAME STATISTICS

				Total		3-Pointers		Free throws		Rebounds											
Opponent	Date	gs	min	fg-fga	pct	3fg-fga	pct	ft-fta	pct	off	def	tot	avg	pf	a	t/o	blk	stl	pts	avg
at TCU	11/5/19	*	23	2-9	.222	1-5	.200	0-0	.000	2	2	4	4.0	1	0	6	0	0	5	5.0
Totals		1	23	2-9	.222	1-5	.200	0-0	.000	2	2	4	4.0	1	0	6	0	0	5	5.0

Games played: 1
Minutes/game: 23.0
Points/game: 5.0
FG Pct: 22.2
3FG Pct: 20.0

Rebounds/game: 4.0
Turnovers/game: 6.0

2019-20 GAME HIGHS

Points	5	at TCU	11.5.19
FG Made	2	at TCU	11.5.19
FG Att.	9	at TCU	11.5.19
3-Pt. FG Made	1	at TCU	11.5.19
3-Pt. FG Att.	5	at TCU	11.5.19
FT Made			
FT Att.			
Rebounds	4	at TCU	11.5.19
Assists			
Steals			
Blocks			
Minutes	23	at TCU	11.5.19

CAREER HIGHS

Points	17	at LIU Brooklyn	1.14.19
FG Made	7	at LIU Brooklyn	1.14.19
FG Att.	12	Three times	
	Most recent	at Bryant	1.19.19
3-Pt. FG Made	4	at Bowling Green	11.17.18
		LA SALLE	11.11.18
3-Pt. FG Att.	8	SAINT FRANCIS U	3.7.19
		DELAWARE STATE	12.18.18
FT Made	2	Six times	
	Most recent	at Sacred Heart	3.4.19
FT Att.	3	vs. SMU	11.23.18
Rebounds	6	vs. SMU	11.24.18
		at Bowling Green	11.17.18
Assists	7	LA SALLE	11.11.18
Steals	4	PITT-JOHNSTOWN	12.15.18
Blocks	1	Three times	
	Most recent	SAINT FRANCIS U	3.17.19
Minutes	28	SAINT FRANCIS U	3.7.19

23 RAMATOULAYE KEÏTA

Freshman // 5-11 // Forward // Bamako, Mali // Lake Forest Academy (Ill.)

CAREER STATISTICS

2019-20 GAME-BY-GAME STATISTICS

2019-20 GAME HIGHS

Points
FG Made
FG Att.
3-Pt. FG Made
3-Pt. FG Att.
FT Made
FT Att.
Rebounds
Assists
Steals
Blocks
Minutes

CAREER HIGHS

Points
FG Made
FG Att.
3-Pt. FG Made
3-Pt. FG Att.
FT Made
FT Att.
Rebounds
Assists
Steals
Blocks
Minutes

25 TRINITY PAPAMANDJARIS

Freshman // 6-1 // Forward // London, Ontario // Sir Frederick Banting

CAREER STATISTICS

2019-20 GAME-BY-GAME STATISTICS

2019-20 GAME HIGHS

Points
FG Made
FG Att.
3-Pt. FG Made
3-Pt. FG Att.
FT Made
FT Att.
Rebounds
Assists
Steals
Blocks
Minutes

CAREER HIGHS

Points
FG Made
FG Att.
3-Pt. FG Made
3-Pt. FG Att.
FT Made
FT Att.
Rebounds
Assists
Steals
Blocks
Minutes

33 NNEKA EZEIGBO

Senior // 6-2 // Center // Ewing, N.J. // Notre Dame

CAREER STATISTICS

			Total		3-Point		F-Throws		Rebounds										Scoring	
Season	gp-gs	min/avg	fg-fga	pct	fg-fga	pct	ft-fta	pct	off	def	tot	avg	pf	fo	ast	to	blk	stl	pts	avg
2016-17	33-10	563/17.1	97-205	.473	0-0	.000	29-57	.509	62	98	160	4.8	108	7	15	51	24	25	223	6.8
2017-18	29-0	539/18.6	126-247	.510	0-0	.000	50-95	.526	81	121	202	7.0	87	2	20	41	14	34	302	10.4
2018-19	33-33	818/24.8	171-363	.471	0-1	.000	69-106	.651	115	144	259	7.8	85	3	20	61	44	57	411	12.5
2019-20	1-1	18/18.0	4-8	.500	0-0	.000	1-1	1.000	1	4	5	5.0	5	1	3	1	0	0	9	9.0
TOTAL	96-44	1938/20.2	398-823	.484	0-1	.000	149-259	.575	259	367	626	6.5	285	13	58	154	82	116	945	9.8

2019-20 GAME-BY-GAME STATISTICS

				Total		3-Pointers		Free throws		Rebounds											
Opponent	Date	gs	min	fg-fga	pct	3fg-fga	pct	ft-fta	pct	off	def	tot	avg	pf	a	t/o	blk	stl	pts	avg
at TCU	11/5/19	*	18	4-8	.500	0-0	.000	1-1	1.000	1	4	5	5.0	5	3	1	0	0	9	9.0
Totals		1	18	4-8	.500	0-0	.000	1-1	1.000	1	4	5	5.0	5	3	1	0	0	9	9.0

Games played: 1
Minutes/game: 18.0
Points/game: 9.0
FG Pct: 50.0
FT Pct: 100.0

Rebounds/game: 5.0
Assists/game: 3.0
Turnovers/game: 1.0
Assist/turnover ratio: 3.0

2019-20 GAME HIGHS

Points	9	at TCU	11.5.19
FG Made	4	at TCU	11.5.19
FG Att.	8	at TCU	11.5.19
3-Pt. FG Made			
3-Pt. FG Att.			
FT Made	1	at TCU	11.5.19
FT Att.	1	at TCU	11.5.19
Rebounds	5	at TCU	11.5.19
Assists	3	at TCU	11.5.19
Steals			
Blocks			
Minutes	18	at TCU	11.5.19

CAREER HIGHS

Points	30	LIU BROOKLYN	2.25.19
FG Made	13	LIU BROOKLYN	2.25.19
FG Att.	20	LIU BROOKLYN	2.25.19
3-Pt. FG Made			
3-Pt. FG Att.	1	at Bowling Green	11.17.18
FT Made	7	LIU BROOKLYN	1.6.18
FT Att.	9	SAINT FRANCIS U	3.17.19
		LIU BROOKLYN	1.6.18
Rebounds	17	WAGNER	1.26.19
Assists	3	at TCU	11.5.19
		HOWARD	12.4.16
Steals	6	BRYANT	1.27.18
Blocks	5	SAINT FRANCIS U	3.7.19
		HOWARD	12.4.16
Minutes	35	at Kent State	11.19.16

34 HOLLY FORBES

Junior // 5-10 // Forward // Bonne Terre, Mo. // North County (Mineral Area)

CAREER STATISTICS

			Total		3-Point		F-Throws		Rebounds										Scoring	
Season	gp-gs	min/avg	fg-fga	pct	fg-fga	pct	ft-fta	pct	off	def	tot	avg	pf	fo	ast	to	blk	stl	pts	avg
2019-20	1-1	27/27.0	4-5	.800	0-1	.000	2-3	.667	1	3	4	4.0	4	0	0	2	1	2	10	10.0
TOTAL	1-1	27/27.0	4-5	.800	0-1	.000	2-3	.667	1	3	4	4.0	4	0	0	2	1	2	10	10.0

2019-20 GAME-BY-GAME STATISTICS

				Total		3-Pointers		Free throws		Rebounds											
Opponent	Date	gs	min	fg-fga	pct	3fg-fga	pct	ft-fta	pct	off	def	tot	avg	pf	a	t/o	blk	stl	pts	avg
at TCU	11/5/19	*	27	4-5	.800	0-1	.000	2-3	.667	1	3	4	4.0	4	0	2	1	2	10	10.0
Totals		1	27	4-5	.800	0-1	.000	2-3	.667	1	3	4	4.0	4	0	2	1	2	10	10.0

Games played: 1
Minutes/game: 27.0
Points/game: 10.0
FG Pct: 80.0
3FG Pct: 0.0
FT Pct: 66.7

Rebounds/game: 4.0
Turnovers/game: 2.0
Steals/game: 2.0
Blocks/game: 1.0

2019-20 GAME HIGHS

Points	10	at TCU	11.5.19
FG Made	4	at TCU	11.5.19
FG Att.	5	at TCU	11.5.19
3-Pt. FG Made			
3-Pt. FG Att.	1	at TCU	11.5.19
FT Made	2	at TCU	11.5.19
FT Att.	3	at TCU	11.5.19
Rebounds	4	at TCU	11.5.19
Assists			
Steals	2	at TCU	11.5.19
Blocks	1	at TCU	11.5.19
Minutes	27	at TCU	11.5.19

CAREER HIGHS

Points	10	at TCU	11.5.19
FG Made	4	at TCU	11.5.19
FG Att.	5	at TCU	11.5.19
3-Pt. FG Made			
3-Pt. FG Att.	1	at TCU	11.5.19
FT Made	2	at TCU	11.5.19
FT Att.	3	at TCU	11.5.19
Rebounds	4	at TCU	11.5.19
Assists			
Steals	2	at TCU	11.5.19
Blocks	1	at TCU	11.5.19
Minutes	27	at TCU	11.5.19

50 SYDNEY PALERMO

Sophomore // 6-2 // Forward // Erie, Pa. // Villa Maria Academy (Bowling Green)

CAREER STATISTICS

2019-20 GAME-BY-GAME STATISTICS

2019-20 GAME HIGHS

Points	
FG Made	
FG Att.	
3-Pt. FG Made	
3-Pt. FG Att.	
FT Made	
FT Att.	
Rebounds	
Assists	
Steals	
Blocks	
Minutes	

CAREER HIGHS

Points	2*	MARSHALL	11.13.18
FG Made	1*	MARSHALL	11.13.18
FG Att.	7*	at Michigan State	11.6.18
3-Pt. FG Made			
3-Pt. FG Att.	3*	at Michigan State	11.6.18
FT Made			
FT Att.	2*	at Canisius	12.8.18
Rebounds	4*	DAVIS & ELKINS	12.30.18
Assists	1*	MARSHALL	11.13.18
		at Michigan State	11.6.18
Steals	1*	ROBERT MORRIS	11.17.18
Blocks	1*	Three times	
	Most recent	DAVIS & ELKINS	12.30.18
Minutes	15*	at Michigan State	11.6.18

(- achieved at Bowling Green during 2018-19 season)*

GAME 1 // NOVEMBER 5, 2019
ROBERT MORRIS AT TCU // L, 61-66

Official Basketball Box Score -- Game Totals -- Final Statistics
Robert Morris vs TCU
11/5/19 1:00 PM at Fort Worth, Texas / Schollmaier Arena

Robert Morris 61 • 0-1, 0-0 NEC

##	Player		Total FG-FGA	3-Ptr FG-FGA	FT-FTA	Rebounds Off	Def	Tot	PF	TP	A	TO	Blk	Stl	Min
34	FORBES, Holly	f	4-5	0-1	2-3	1	3	4	4	10	0	2	1	2	27
33	EZEIGBO, Nneka	c	4-8	0-0	1-1	1	4	5	5	9	3	1	0	0	18
04	POSSET, Isabella	g	3-9	1-7	1-2	0	2	2	4	8	2	3	0	3	30
12	AUGUSTIN, Nina	g	3-5	3-4	2-2	0	0	0	4	11	6	5	0	1	31
22	CASTEDO, Esther	g	2-9	1-5	0-0	2	2	4	1	5	0	6	0	0	23
00	FORGUES, Dahomee		0-0	0-0	0-0	0	0	0	2	0	0	1	0	0	1
10	CARRASCO, Laura		3-4	0-1	0-2	0	0	0	0	6	5	1	0	0	17
11	VILLAFLOR, Natalie		0-2	0-0	0-0	0	2	2	4	0	0	0	0	0	12
13	CALLAHAN, Megan		1-4	1-3	0-0	0	0	0	1	3	0	2	0	0	10
14	OZZY-MOMODU, Ire		3-5	0-0	3-6	2	10	12	2	9	1	1	0	1	22
20	IKEMATSU, Honoka		0-1	0-1	0-0	0	1	1	2	0	0	0	0	0	9
	Team					2	5	7							
	Totals		23-52	6-22	9-16	8	29	37	29	61	17	22	1	7	200

1st - FG %:	4-8	50.0%	2nd:	8-16	50.0%	3rd:	6-13	46.2%	4th:	5-15	33.3%	Game:	23-52	44.2%	Deadball
3FG %:	1-3	33.3%		2-6	33.3%		2-6	33.3%		1-7	14.3%		6-22	27.3%	Rebounds
FT %:	2-4	50.0%		1-3	33.3%		6-9	66.7%		0-0	0.0%		9-16	56.3%	4

TCU 66 • 1-0, 0-0 Big 12

##	Player		Total FG-FGA	3-Ptr FG-FGA	FT-FTA	Rebounds Off	Def	Tot	PF	TP	A	TO	Blk	Stl	Min
33	Adeola Akomolafe	f	0-3	0-0	0-0	0	2	2	3	0	2	1	1	1	31
10	Jaycee Bradley	g	0-3	0-1	2-2	0	1	1	1	2	0	2	0	1	15
15	Jayde Woods	g	5-9	0-0	10-11	6	4	10	5	20	1	1	0	1	34
20	Lauren Heard	g	7-10	1-1	5-7	0	3	3	3	20	3	3	0	2	28
25	Kianna Ray	g	4-16	2-9	2-6	0	3	3	2	12	0	3	2	4	36
01	Ryann Payne		1-2	0-0	1-2	0	0	0	2	3	0	2	0	2	9
02	Becky Obinma		0-1	0-0	1-4	1	1	2	2	1	1	2	0	0	8
05	Yummy Morris		1-4	0-0	0-0	0	1	1	2	2	0	0	0	1	10
21	Alexandria Crain		0-0	0-0	0-0	0	0	0	2	0	0	0	0	0	3
23	Michelle Berry		2-4	2-4	0-0	0	5	5	0	6	1	3	0	1	26
	Team					1	3	4							
	Totals		20-52	5-15	21-32	8	23	31	22	66	8	17	3	13	200

1st - FG %:	7-14	50.0%	2nd:	3-11	27.3%	3rd:	5-14	35.7%	4th:	5-13	38.5%	Game:	20-52	38.5%	Deadball
3FG %:	2-5	40.0%		1-3	33.3%		1-3	33.3%		1-4	25.0%		5-15	33.3%	Rebounds
FT %:	6-8	75.0%		3-4	75.0%		4-8	50.0%		8-12	66.7%		21-32	65.6%	6,1

Officials: Chaney Muench, Bill Larance, Doug Knight
Technical fouls: Robert Morris-None. TCU-None.
Attendance: 3922

Score by periods	1st	2nd	3rd	4th	Total
Robert Morris	11	19	20	11	**61**
TCU	22	10	15	19	**66**

Points	In Paint	Off T/O	2nd Chance	Fast Break	Bench
RMU	34	7	9	2	18
TCU	26	19	11	19	12

Last FG - RMU 4th-00:48, TCU 4th-00:11.
Largest lead - RMU by 3 1st-09:16, TCU by 11 1st-00:32.
RMU led for 06:37. TCU led for 30:16. Game was tied for 03:07.

Score tied - 3 times.
Lead changed - 7 times.

GAME 2 // NOVEMBER 9, 2019
ROBERT MORRIS AT LA SALLE // NOON

GAME 3 // NOVEMBER 13, 2019
YOUNGSTOWN STATE AT ROBERT MORRIS // 7:00 PM

GAME 4 // NOVEMBER 17, 2019
COLUMBIA AT ROBERT MORRIS // NOON

2019-20 Robert Morris Basketball

Robert Morris Combined Team Statistics (as of Nov 07, 2019)

All games

RECORD:	OVERALL	HOME	AWAY	NEUTRAL
ALL GAMES	0-1	0-0	0-1	0-0
CONFERENCE	0-0	0-0	0-0	0-0
NON-CONFERENCE	0-1	0-0	0-1	0-0

					Total		3-Point		F-Throw		Rebounds											
##	Player	gp-gs	min	avg	fg-fga	fg%	3fg-fga	3fg%	ft-fta	ft%	off	def	tot	avg	pf	dq	a	to	blk	stl	pts	avg
12	AUGUSTIN, Nina	1-1	31	31.0	3-5	.600	3-4	.750	2-2	1.000	0	0	0	0.0	4	0	6	5	0	1	11	11.0
34	FORBES, Holly	1-1	27	27.0	4-5	.800	0-1	.000	2-3	.667	1	3	4	4.0	4	0	0	2	1	2	10	10.0
14	OZZY-MOMODU, Ire	1-0	22	22.0	3-5	.600	0-0	.000	3-6	.500	2	10	12	12.0	2	0	1	1	0	1	9	9.0
33	EZEIGBO, Nneka	1-1	18	18.0	4-8	.500	0-0	.000	1-1	1.000	1	4	5	5.0	5	1	3	1	0	0	9	9.0
04	POSSET, Isabella	1-1	30	30.0	3-9	.333	1-7	.143	1-2	.500	0	2	2	2.0	4	0	2	3	0	3	8	8.0
10	CARRASCO, Laura	1-0	17	17.0	3-4	.750	0-1	.000	0-2	.000	0	0	0	0.0	0	0	5	1	0	0	6	6.0
22	CASTEDO, Esther	1-1	23	23.0	2-9	.222	1-5	.200	0-0	.000	2	2	4	4.0	1	0	0	6	0	0	5	5.0
13	CALLAHAN, Megan	1-0	10	10.0	1-4	.250	1-3	.333	0-0	.000	0	0	0	0.0	1	0	0	2	0	0	3	3.0
20	IKEMATSU, Honoka	1-0	9	9.0	0-1	.000	0-1	.000	0-0	.000	0	1	1	1.0	2	0	0	0	0	0	0	0.0
11	VILLAFLOR, Natalie	1-0	12	12.0	0-2	.000	0-0	.000	0-0	.000	0	2	2	2.0	4	0	0	0	0	0	0	0.0
00	FORGUES, Dahomee	1-0	1	1.0	0-0	.000	0-0	.000	0-0	.000	0	0	0	0.0	2	0	0	1	0	0	0	0.0
	Team										2	5	7									
	Total.....	1	200		23-52	.442	6-22	.273	9-16	.563	8	29	37	37.0	29	1	17	22	1	7	61	61.0
	Opponents.....	1	200		20-52	.385	5-15	.333	21-32	.656	8	23	31	31.0	22	-	8	17	3	13	66	66.0

TEAM STATISTICS	RMU	OPP
SCORING	61	66
Points per game	61.0	66.0
Scoring margin	-5.0	-
FIELD GOALS-ATT	23-52	20-52
Field goal pct	.442	.385
3 POINT FG-ATT	6-22	5-15
3-point FG pct	.273	.333
3-pt FG made per game	6.0	5.0
FREE THROWS-ATT	9-16	21-32
Free throw pct	.563	.656
F-Throws made per game	9.0	21.0
REBOUNDS	37	31
Rebounds per game	37.0	31.0
Rebounding margin	+6.0	-
ASSISTS	17	8
Assists per game	17.0	8.0
TURNOVERS	22	17
Turnovers per game	22.0	17.0
Turnover margin	-5.0	-
Assist/turnover ratio	0.8	0.5
STEALS	7	13
Steals per game	7.0	13.0
BLOCKS	1	3
Blocks per game	1.0	3.0
ATTENDANCE	0	3922
Home games-Avg/Game	0-0	1-3922
Neutral site-Avg/Game	-	0-0

Score by Periods	1st	2nd	3rd	4th	Totals
Robert Morris	11	19	20	11	61
Opponents	22	10	15	19	66

Date	Opponent		Score	Att.
11/5/19	at TCU	L	61-66	3922

* - NEC game