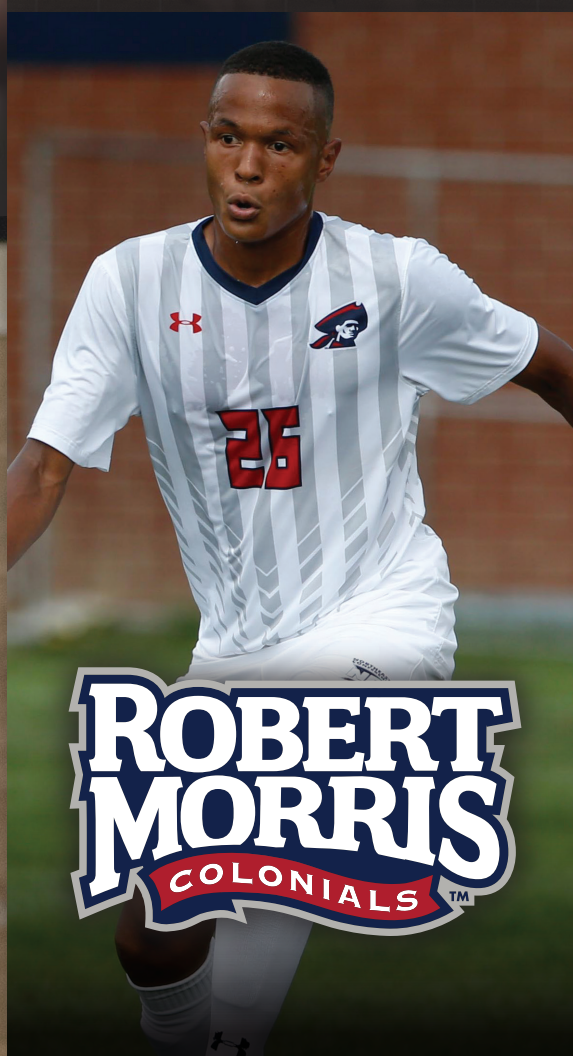




- 2018 -

# Men's Soccer

**FACT BOOK**



**ROBERT MORRIS**  
COLONIALS™



## Contents

- 1 All-Conference Awards
- 3 Colonials In The Pros
- 5 Season-by-Season Overview
- 6 All-Time Series Records
- 7 RMU vs. All Opponents
- 12 All-Time Year-by-Year
- 16 Northeast Conference Wrap-ups
- 22 Yearly Statistics
- 46 NEC Championship Box Scores
- 49 NCAA Tournament Box Scores
- 50 Individual Career Records
- 51 Individual Season Records
- 54 Individual Career Records
- 56 Team Game Records
- 57 Team Season Records
- 59 Yearly Leaders
- 61 Gamewinners & Point-Savers
- 62 Miscellaneous Statistics
- 63 All-Time Letterwinners

**CREDITS:** The 2018 Robert Morris University Men's Soccer Fact Book is a product of the RMU Media Relations Office. The guide was written and edited by Ethan Woy. Design and typography by Juris Silenieks of JR Graphics. Photography by Jason Cohn, Dave Miller, Connie Karaffa, Ken Baker, Dave Hahn, Arron Anastasia, Tim Cowie, Danny Doherty, Don Liebeg and J Meric.

*It is the policy of Robert Morris University to provide equal opportunity in all educational programs and activities, admission of students and conditions of employment for all qualified individuals regardless of race, color, sex, religion, age, disability, national origin and sexual preference.*






# All-Conference Awards



**Said Ali**



**Daniel Calabretta**



**Lucas Puntillo**

## NEC PLAYER OF THE YEAR

Troy Fabiano .....	1993
Rhian Dodds .....	2002
Neco Brett .....	2013
Neco Brett .....	2014
Neco Brett .....	2015

## NEC ROOKIE OF THE YEAR

Daniel Calabretta .....	2010
-------------------------	------

## NEC COACH OF THE YEAR

John Kowalski .....	1992
John Kowalski .....	1995
Bill Denniston .....	2001

## ALL-NEC FIRST TEAM

Tony Bunbury .....	1986
Shelley Noel .....	1987
Roman Kuropas .....	1991
Jomo Pitt .....	1991
Troy Fabiano .....	1992
Roman Kuropas .....	1992
Doug Petras .....	1992
Doug Petras .....	1993

Clint Wisniewski .....	1993
David Moxom .....	1994
Marco Patitucci .....	1994
Clint Wisniewski .....	1994
Chris Hultquist .....	1995
Marco Patitucci .....	1995
Musa Shannon .....	1995
Musa Shannon .....	1996
Brian Davis .....	1996
Jamie Dodds .....	2001
Rhian Dodds .....	2001
Said Ali .....	2002
Rhian Dodds .....	2002
Said Ali .....	2003
Jamie Dodds .....	2003
Joe Di Buono .....	2004
Jacek Przednowek .....	2005
Ryan Zabinski .....	2005
Ryan Zabinski .....	2006
Jacek Przednowek .....	2007
Ryan Zabinski .....	2007
Neco Brett .....	2013
Miro Cabrilo .....	2013
Bruce Cullen .....	2013

Neco Brett .....	2014
Speedy Williams .....	2014
Neco Brett .....	2015
Bayley Winkel .....	2017

## ALL-NEC SECOND TEAM

Trevor Baird .....	1987
Tony Bunbury .....	1987
Tony Bunbury .....	1988
Elliot Constantine .....	1989
Selby Cordner .....	1989
Jomo Pitt .....	1989
Elliot Constantine .....	1990
Troy Fabiano .....	1991
Doug Petras .....	1991
Ernesto Pitt .....	1991
Marco Patitucci .....	1992
Ernesto Pitt .....	1992
Andy Masson .....	1993
David Moxom .....	1993
Ernesto Pitt .....	1993
Jason DeFranco .....	1999
Jason DeFranco .....	2000
Matt Henson .....	2001

Shawn Kerr .....	2001
Carlo Ciconte .....	2002
Jamie Dodds .....	2002
Joe Di Buono .....	2003
Jason Pelletier .....	2005
Allan Brown .....	2006
Jason Pelletier .....	2006
Jacek Przednowek .....	2006
Toba Bolaji .....	2010
Neil Shaffer .....	2010
Speedy Williams .....	2013
Keane Mclvor .....	2015
Bennet Jull .....	2015
Lucas Puntillo .....	2015
Keane Mclvor .....	2016
Keane Mclvor .....	2017

## ALL-NEC ROOKIE TEAM

Lucas Puntill .....	2015
Zac Sherman .....	2015

*Continued >*




**Jacek Przednowek**



**Zac Sherman**



**Speedy Williams**



**Bennet Jull**



**Dwayne Chin**



**Toba Bolaji**



**Bruce Cullen**



**Jason Pelletier**

**ALL-NEC BY SEASON**

- 1986** Tony Bunbury
- 1987** Shelley Noel (1st)  
Trevor Baird (2nd)  
Tony Bunbury (2nd)
- 1988** Trevor Baird (2nd)  
Tony Bunbury (2nd)  
Shelley Noel (2nd)
- 1989** Selby Cordner (2nd)  
Elliot Costantine (2nd)  
Jomo Pitt (2nd)
- 1990** Elliot Constantine (2nd)
- 1991** Roman Kuropas (1st)  
Jomo Pitt (1st)  
Troy Fabiano (2nd)  
Doug Petras (2nd)  
Ernesto Pitt (2nd)
- 1992** Troy Fabiano (1st)  
Roman Kuropas (1st)  
Doug Petras (1st)  
Marco Patitucci (2nd)  
Ernesto Pitt (2nd)
- 1993** Doug Petras (1st)  
Clint Wisniewski (1st)  
Andy Mason (2nd)  
David Moxom (2nd)  
Ernesto Pitt (2nd)
- 1994** David Moxom  
Marco Patitucci  
Clint Wisniewski
- 1995** Chris Hultquist  
Marco Patitucci  
Musa Shannon
- 1996** Brian Davis  
Musa Shannon
- 1999** Jason DeFranco (2nd)
- 2000** Jason DeFranco (2nd)
- 2001** Jamie Dodds (1st)  
Rhian Dodds (1st)  
Matt Henson (2nd)  
Shawn Kerr (2nd)
- 2002** Said Ali (1st)  
Rhian Dodds (1st)  
Carlo Ciconte (2nd)  
Jamie Dodds (2nd)

- 2003** Said Ali (1st)  
Jamie Dodds (1st)  
Joe Di Buono (2nd)
- 2004** Joe Di Buono (1st)
- 2005** Jacek Przednowek (1st)  
Ryan Zabinski (1st)  
Jason Pelletier (2nd)
- 2006** Ryan Zabinski (1st)  
Jacek Przednowek (2nd)  
Jason Pelletier (2nd)  
Allan Brown (2nd)
- 2007** Jacek Przednowek (1st)  
Ryan Zabinski (1st)
- 2010** Toba Bolaji (2nd)  
Neil Shaffer (2nd)
- 2013** Neco Brett (1st)  
Miro Cabrilo (1st)  
Bruce Cullen (1st)  
Speedy Williams (2nd)
- 2014** Neco Brett (1st)  
Speedy Williams (1st)
- 2015** Neco Brett (1st)  
Lucas Puntillo (2nd Rookie)  
Bennet Jull (2nd)  
Keane Mclvor (2nd)  
Zac Sherman (Rookie)
- 2016** Keane Mclvor (2nd)
- 2017** Bayley Winkel (1st)  
Keane Mclvor (2nd)

**NEC TOURNAMENT MVP**

- Brian Davis ..... 1993
- Marco Patitucci ..... 1994
- Jacek Przednowek ..... 2005

**ALL-NEC TOURNAMENT TEAM**

- Allan Brown ..... 2005
- Jacek Przednowek ..... 2005
- Ryan Zabinski ..... 2005
- Brenden Alfery ..... 2015
- Matt Fonagy ..... 2015
- Jake Cooper ..... 2017
- Gustaf Moberg ..... 2017*

**Weekly Award Winners**

**NEC PLAYER OF THE WEEK**

- 1997** Pat Wisnom ..... Sept. 22
- 1999** Jason DeFranco ..... Oct. 11
- 2001** Jamie Dodds ..... Oct. 8  
Cyril Allen ..... Oct. 22
- 2002** Said Ali ..... Sept. 9  
Said Ali ..... Oct. 14
- 2005** Ryan Zabinski ..... Oct. 10
- 2006** Jacek Przednowek ..... Aug. 28  
Connor Curran-Hays ..... Oct. 2  
Ryan Zabinski ..... Oct. 30
- 2007** Jacek Przednowek ..... Nov. 5
- 2010** Tyler Solis ..... Oct. 11
- 2011** Francis Bowman ..... Aug. 29
- 2012** Toba Bolaji ..... Sept. 10
- 2013** Neco Brett ..... Sept. 30  
Neco Brett ..... Oct. 28
- 2014** Brenden Alfery ..... Sept. 2  
Neco Brett ..... Sept. 15  
Neco Brett ..... Oct. 6
- 2015** Neco Brett ..... Sept. 1

**NEC ROOKIE OF THE WEEK**

- 1999** Matt Chitester ..... Sept. 13
- 2000** Danny Anderson ..... Sept. 25
- 2003** Tomer Chencinski ..... Sept. 8  
Tomer Chencinski ..... Oct. 20  
Tomer Chencinski ..... Oct. 27
- 2004** Dwayne Chin ..... Sept. 27  
Dwayne Chin ..... Oct. 18
- 2006** Kyle Mclvor ..... Aug. 28
- 2007** Neil Shaffer ..... Sept. 4
- 2010** Miro Cabrilo ..... Sept. 20  
Miro Cabrilo ..... Oct. 4  
Prince Samuels ..... Oct. 11  
Daniel Calabretta ..... Oct. 25  
Miro Cabrilo ..... Nov. 8
- 2012** Bruce Cullen ..... Oct. 15
- 2014** Corey McCurdy ..... Sept. 15  
Rafael Bruzual ..... Oct. 13  
Rafael Bruzual ..... Oct. 27
- 2015** Lucas Puntillo ..... Sept. 8  
Lucas Puntillo ..... Sept. 28  
Lucas Puntillo ..... Oct. 5

*(Italics denote active player)*



**Rafael Bruzual**



**Bayley Winkel**



# Colonials In The Pros

Player	Team (Years)	League (Division)
<b>Brenden Alfery</b>	Pittsburgh Riverhounds (2016-17)	United Soccer League
<b>Said Ali</b>	Hamilton Croatia (2010)	Canadian Soccer League
	Serbian White Eagles (2008)	Canadian Soccer League
	Toronto Lynx (2005)	United Soccer League (USL First Division)
	Vancouver Whitecaps (2005)	United Soccer League (USL First Division)
	Pittsburgh Riverhounds (2004)	United Soccer League (USL Pro League)
<b>Danny Anderson</b>	Trois-Rivières Attak (2007)	Canadian Soccer League
	Dollard Red Star FC (2006)	Championnat National 2 (French Fourth Division)
	Dagenham & Redbridge FC (2004-05)	Conference National League (English Fifth Division)
<b>Steve Bell</b>	Pittsburgh Riverhounds (1999)	United Soccer League (USL A-League)
	Tampa Bay Mutiny (1998)	Major League Soccer
	Washington Warthogs (1997)	Continental Indoor Soccer League*
<b>Neco Brett</b>	<i>Pittsburgh Riverhounds SC (2017-present)</i>	<i>United Soccer League</i>
	<i>Portland Timbers 2 (2016-17)</i>	<i>United Soccer League</i>
	<i>Portland Timbers (2016)</i>	<i>Major League Soccer</i>
<b>Allan Brown</b>	Pittsburgh Riverhounds (2008-09)	United Soccer League (USL Second Division)
<b>Miro Cabrilo</b>	Brantford Galaxy (2017)	Canadian Soccer League
	Hamilton City SC (2016)	Canadian Soccer League
	Pittsburgh Riverhounds (2014-15)	United Soccer League
<b>Joe Di Buono</b>	Philadelphia KiXX (2008-10)	Major Indoor Soccer League*
	Milwaukee Wave (2007-08)	Major Indoor Soccer League*
	Trois-Rivières Attak (2007)	Canadian Soccer League
	Polonia Warszawa (2006-07)	Ekstraklasa (Polish First Division)
	Montreal Impact (2005)	United Soccer League (USL First Division)
<b>Jamie Dodds</b>	London City (2012)	Canadian Soccer League
	Hamilton Croatia (2010)	Canadian Soccer League
	Toronto Lynx (2004-06)	United Soccer League (USL A-League & First Division)
<b>Rhian Dodds</b>	Hamilton Croatia (2010)	Canadian Soccer League
	Dundee FC (2008)	SFL First Division (Scottish Second Division)
	Kilmarnock FC (2003-09)	Scottish Premier League (Scottish Top Division)
<b>Troy Fabiano</b>	Milwaukee Wave (1996-97)	National Professional Soccer League*
	Milwaukee Rampage (1995)	United States International Soccer League (USISL Pro)
	Pittsburgh Stingrs (1994)	Continental Indoor Soccer League*
<b>Matt Griffin</b>	Dayton Dutch Lions (2013)	United Soccer League (USL Pro)
<b>Matt Henson</b>	Northern Virginia Royals (2003-04)	United Soccer League (USL Pro Select)
<b>Chris Hultquist</b>	Harrisburg Heat (1996-98)	National Professional Soccer League*
	Reading Rage (1996-97)	United States International Soccer League (USISL D-3 Pro)
<b>Roman Kuropas</b>	Detroit Neon (1994)	Continental Indoor Soccer League*
<b>Kert Mease</b>	Washington Warthogs (1996)	Continental Indoor Soccer League*
<b>Fabrizio Mosactiello</b>	Pittsburgh Riverhounds (1999)	United Soccer League (USL A-League)
<b>David Moxom</b>	Milwaukee Wave (1996-01)	National Professional Soccer League*
	Jacksonville Cyclones (1997)	United States International Soccer League (USISL A-League)
	Milwaukee Rampage (1997)	United States International Soccer League (USISL A-League)
	Tampa Bay Mutiny (1997)	Major League Soccer
	Carolina Dynamo (1996)	United States International Soccer League (USISL Select)
	Pittsburgh Stingrs (1995)	Continental Indoor Soccer League*
<b>Jason Pelletier</b>	<b>Harrisburg City Islanders (2008-14)</b>	<b>United Soccer League (USL Second Division &amp; USL Pro)</b>



**Dan Anderson**



**Jamie Dodds**



**Said Ali**

Continued >

Player	Team (Years)	League (Division)
<b>Doug Petras</b>	Harrisburg Heat	Major Arena Soccer League*
	(1994-95, 96-03, 2014-15)	Major Indoor Soccer League*
	Hershey Wildcats (1997, 99)	National Professional Soccer League*
	Tampa Bay Mutiny (1998)	United States International Soccer League (USISL A-League)
	Chicago Power (1995-96)	Major League Soccer
		National Professional Soccer League*
<b>Che Pitt</b>	Pittsburgh Stingers (2000)	Continental Indoor Soccer League*
<b>Jacek Przednowek</b>	Brantford Galaxy (2011-12)	Canadian Soccer League
	Milwaukee Wave (2008-09)	Xtreme Soccer League*
	Pittsburgh Riverhounds (2008)	United Soccer League (USL Second Division)
<b>Neil Shaffer</b>	Harrisburg City Islanders (2014-16)	United Soccer League
	Indy Eleven (2016)	North American Soccer League
	Kitsap Pumas (2013)	United Soccer League (USL PDL)
	Pittsburgh Riverhounds (2011-12)	United Soccer League (USL Pro)
<b>Musa Shannon</b>	Dongguan Dongcheng (2004)	Hong Kong Second Division (HKFL First Division)
	Ningbo Yaoma (2003)	CFA League One (Chinese Second Division)
	Vancouver Whitecaps (2002)	United Soccer League (USL A-League)
	Colorado Rapids (2002)	Major League Soccer
	Marítimo (2000)	Primeira Liga (Portuguese Top Division)
	Tampa Bay Mutiny (1997-99)	Major League Soccer
	Carolina Dynamo (1997)	United States International Soccer League (USISL A-League)
<b>Todd Shulenberg</b>	Canton Invaders (1994-96)	National Professional Soccer League*
<b>Speedy Williams</b>	<i>Louisville City FC (2017-present)</i>	<i>United Soccer League</i>
	<i>New York Red Bulls II (2015-16)</i>	<i>United Soccer League</i>
<b>Ryan Zabinski</b>	Harrisburg City Islanders (2010)	United Soccer League (USL Second Division)
	Pittsburgh Riverhounds (2008)	United Soccer League (USL Second Division)

(*italics* denotes active in 2018; \* denotes indoor league)



**Musa Shannon**



**Joe Di Buono**



**Rhian Dodds**

## Colonials In Senior International Football

Player	Country (Years)	Caps
<b>Rhian Dodds</b>	Canada (2005)	0 <sup>^</sup>
<b>Musa Shannon</b>	Liberia (2000-01)	12
<b>Speedy Williams</b>	Jamaica (2010, 2017-present)	4

<sup>^</sup> Dodds was on Canada's 2005 CONCACAF Gold Cup roster. | (*italics* denotes active in 2018)

## Colonials Drafted by Major League Soccer

Player	Draft	Pick	Team
<b>Steve Bell</b>	1998 MLS Supplemental Draft	Round 2, Pick 19	Tampa Bay Mutiny
<b>Neco Brett</b>	2016 MLS SuperDraft	Round 2, Pick 40	Portland Timbers
<b>David Moxom</b>	1997 MLS Supplemental Draft	Round 2, Pick 15	Kansas City Wiz
	1996 MLS Supplemental Draft	Round 1, Pick 10	Tampa Bay Mutiny
<b>Musa Shannon</b>	1997 MLS College Draft	Round 3, Pick 28	Tampa Bay Mutiny

(*italics* denotes active in 2018)



# Season-by-Season Overview

Season	Record	Conference	Head Coach	Postseason
1984-90	Incomplete	---	---	---
1991	8-8-3	4-2-1 (3rd NEC)	John Kowalski	NEC Tournament
1992	11-8-2	6-1-1 (1st NEC)	John Kowalski	NEC Tournament
1993	14-7-1	5-3-0 (t-3rd NEC)	John Kowalski	NEC Champions W, 2-0 (OT) vs. LIU Brooklyn NCAA Tournament L, 0-3 @ Penn State
1994	15-7-1	7-0-1 (1st NEC)	John Kowalski	NEC Champions W, 2-0 (OT) @ Mount St. Mary's NCAA Tournament W, 1-0 vs. Lafayette L, 0-3 @ Penn State
1995	14-4-0	8-0-0 (1st NEC)	John Kowalski	NEC Tournament
1996	12-7-1	7-1-0 (1st NEC)	John Kowalski	NEC Tournament
1997	3-14-2	1-5-0 (t-7th NEC)	Bill Denniston	---
1998	5-14-0	3-6-0 (t-7th NEC)	Bill Denniston	---
1999	6-12-2	3-5-2 (t-7th NEC)	Bill Denniston	---
2000	7-10-2	5-4-1 (t-6th NEC)	Bill Denniston	---
2001	9-9-1	8-2-0 (1st NEC)	Bill Denniston	NEC Tournament
2002	9-9-2	6-3-1 (t-3rd NEC)	Bill Denniston	NEC Tournament
2003	7-7-5	5-2-2 (4th NEC)	Bill Denniston	NEC Tournament
2004	5-10-4	3-3-3 (6th NEC)	Bill Denniston	---
2005	11-8-1	5-3-1 (t-2nd NEC)	Bill Denniston	NEC Champions W, 3-2 (OT) @ Monmouth NCAA Tournament L, 0-1 @ West Virginia
2006	9-7-4	4-2-3 (4th NEC)	Bill Denniston	NEC Tournament
2007	7-7-2	2-4-3 (t-6th NEC)	Bill Denniston	---
2008	2-14-3	0-7-2 (10th NEC)	Bill Denniston	---
2009	3-13-3	3-4-3 (7th NEC)	Bill Denniston	---
2010	9-7-2	5-3-2 (5th NEC)	Bill Denniston	---
2011	4-12-1	0-10-0 (11th NEC)	Bill Denniston	---
2012	5-12-2	2-7-1 (9th NEC)	Bill Denniston	---
2013	8-8-2	2-5-0 (t-7th NEC)	Bill Denniston	---
2014	7-9-2	2-4-1 (t-5th NEC)	Bill Denniston	---
2015	10-8-1	4-2-1 (3rd NEC)	Bill Denniston	NEC Tournament
2016	4-11-2	1-5-1 (t-7th NEC)	Bill Denniston	---
2017	4-11-3	3-3-1 (4th NEC)	Bill Denniston	NEC Tournament
<b>TOTAL</b>	<b>208-253-54</b>	<b>34 Seasons</b>	<b>2 Coaches</b>	<b>3x NEC Champions 3x NCAA Tournament 13x NEC Tournament</b>



**Gustaf Moberg**



**Roald Aas Ravlum**



**Rafael Bruzual**



# All-Time Series Records

Opponent	Overall	Home	Away	Neutral	Streak	Last Meeting
Akron	1-8-0	1-2-0	0-6-0	0-0-0	L6	2006
Albany	0-1-1	0-1-0	0-0-0	0-0-1	L1	2008
American	1-2-0	0-1-0	1-1-0	0-0-0	L2	1999
Binghamton	0-2-0	0-0-0	0-0-0	0-2-0	L2	2007
Bowling Green	1-0-0	0-0-0	0-0-0	1-0-0	W1	2016
Bradley	0-1-0	0-0-0	0-1-0	0-0-0	L1	2006
<i>Bryant</i>	<i>0-6-4</i>	<i>0-3-3</i>	<i>0-3-1</i>	<i>0-0-0</i>	<i>T1</i>	<i>2017</i>
<i>Bucknell</i>	<i>1-4-1</i>	<i>1-1-1</i>	<i>0-3-0</i>	<i>0-0-0</i>	<i>T1</i>	<i>2017</i>
Buffalo	3-2-3	1-1-1	2-1-2	0-0-0	W2	2013
Butler	0-1-0	0-0-0	0-0-0	0-1-0	L1	2008
California (Pa.)	2-0-0	2-0-0	0-0-0	0-0-0	W2	2001
<i>Canisius</i>	<i>9-4-4</i>	<i>4-2-2</i>	<i>4-2-3</i>	<i>1-0-0</i>	<i>L3</i>	<i>2017</i>
<i>Central Connecticut</i>	<i>10-8-3</i>	<i>6-2-2</i>	<i>3-6-1</i>	<i>1-0-0</i>	<i>W4</i>	<i>2017</i>
Cleveland State	6-10-0	2-5-0	4-5-0	0-0-0	L2	2017
Coastal Carolina	0-1-0	0-0-0	0-1-0	0-0-0	L1	1996
Colgate	0-0-1	0-0-0	0-0-0	0-0-1	T1	2003
Dayton	0-1-0	0-0-0	0-1-0	0-0-0	L1	2008
<i>Detroit Mercy</i>	<i>0-0-1</i>	<i>0-0-0</i>	<i>0-0-0</i>	<i>0-0-1</i>	<i>T1</i>	<i>2013</i>
Drexel	1-0-1	1-0-0	0-0-1	0-0-0	T1	1997
Duke	0-2-0	0-0-0	0-2-0	0-0-0	L2	1992
<i>Duquesne</i>	<i>6-14-3</i>	<i>5-4-3</i>	<i>1-10-0</i>	<i>0-0-0</i>	<i>T1</i>	<i>2017</i>
Eastern Illinois	0-1-0	0-1-0	0-0-0	0-0-0	L1	2015
Fairfield	0-1-0	0-0-0	0-0-0	0-1-0	L1	2017
Fairleigh Dickinson	10-14-5	6-6-2	4-7-3	0-1-0	L1	2017
Furman	0-1-0	0-0-0	0-0-0	0-1-0	L1	2007
Geneva (Pa.)	1-0-0	1-0-0	0-0-0	0-0-0	W1	2002
George Mason	0-1-0	0-0-0	0-1-0	0-0-0	L1	2004
George Washington	3-4-0	1-2-0	2-2-0	0-0-0	L2	2016
Green Bay	0-1-0	0-1-0	0-0-0	0-0-0	L1	2009
Hartwick	1-2-2	1-1-1	0-0-1	0-1-0	L1	2016
<i>Howard</i>	<i>4-0-1</i>	<i>3-0-0</i>	<i>1-0-1</i>	<i>0-0-0</i>	<i>W1</i>	<i>2017</i>
Illinois-Chicago	0-0-1	0-0-0	0-0-0	0-0-1	T1	1996
James Madison	3-4-0	1-2-0	2-2-0	0-0-0	L1	2016
Kentucky	1-1-0	1-0-0	0-1-0	0-0-0	L1	1993
Lafayette	1-1-0	1-0-0	0-0-0	0-0-0	L1	2003
La Roche	1-0-0	1-0-0	0-0-0	0-0-0	W1	1991
<i>La Salle</i>	<i>0-1-0</i>	<i>0-1-0</i>	<i>0-0-0</i>	<i>0-0-0</i>	<i>L1</i>	<i>2009</i>
Lehigh	2-1-0	0-1-0	2-0-0	0-0-0	W1	2016
Liberty	0-1-0	0-0-0	0-0-0	0-1-0	L1	2014
<i>LIU Brooklyn</i>	<i>13-17-1</i>	<i>9-5-0</i>	<i>3-10-1</i>	<i>1-2-0</i>	<i>W1</i>	<i>2017</i>
Loyola (Ill.)	0-1-0	0-0-0	0-0-0	0-1-0	L1	2000
Loyola (Md.)	0-2-0	0-1-0	0-0-0	0-1-0	L2	2004
Manhattan	1-0-0	1-0-0	0-0-0	0-0-0	W1	2006
Marist	5-0-1	3-0-0	2-0-1	0-0-0	W4	1996
Marshall	5-3-1	2-1-1	3-2-0	0-0-0	L2	2017

Opponent	Overall	Home	Away	Neutral	Streak	Last Meeting
Maryland	0-2-0	0-0-0	0-2-0	0-0-0	L2	1996
Miami (Ohio)	2-0-0	1-0-0	1-0-0	0-0-0	W2	1994
Michigan	0-1-0	0-0-0	0-0-0	0-1-0	L1	2001
Michigan State	0-2-0	0-1-0	0-1-0	0-0-0	L2	2001
Missouri State	1-0-0	0-0-0	0-0-0	1-0-0	W1	2006
Monmouth	13-11-3	6-4-1	6-7-2	1-0-0	L4	2012
<i>Mount St. Mary's</i>	<i>12-7-5</i>	<i>8-3-2</i>	<i>4-4-3</i>	<i>0-0-0</i>	<i>L3</i>	<i>2012</i>
Navy	0-2-0	0-0-0	0-2-0	0-0-0	L2	2012
Niagara	9-7-0	6-3-0	3-3-0	0-1-0	L2	2017
North Carolina State	0-1-0	0-0-0	0-1-0	0-0-0	L1	1995
Old Dominion	0-3-0	0-0-0	0-3-0	0-0-0	L3	1997
Oneonta	1-0-0	0-0-0	1-0-0	0-0-0	W1	2005
Penn State	0-4-0	0-0-0	0-4-0	0-0-0	L4	2013
Philadelphia	0-1-0	0-0-0	0-0-0	0-1-0	L1	2004
Pittsburgh	8-15-2	5-7-1	3-8-1	0-0-0	L1	2017
Quinnipiac	6-3-6	3-2-3	3-1-3	0-0-0	L2	2012
Radford	3-1-0	1-1-0	2-0-0	0-0-0	W2	1994
Rider	6-2-0	4-1-0	2-1-0	0-0-0	W1	2014
<i>Sacred Heart</i>	<i>13-6-0</i>	<i>9-1-0</i>	<i>4-5-0</i>	<i>0-0-0</i>	<i>W1</i>	<i>2017</i>
<i>St. Bonaventure</i>	<i>1-1-0</i>	<i>0-1-0</i>	<i>1-0-0</i>	<i>0-0-0</i>	<i>L1</i>	<i>2017</i>
<i>St. Francis Brooklyn</i>	<i>10-17-2</i>	<i>5-10-1</i>	<i>5-7-1</i>	<i>0-0-0</i>	<i>L3</i>	<i>2017</i>
<i>Saint Francis U</i>	<i>13-13-2</i>	<i>8-4-1</i>	<i>5-8-1</i>	<i>0-1-0</i>	<i>L6</i>	<i>2017</i>
Saint Peter's	1-0-0	1-0-0	0-0-0	0-0-0	W1	2016
Saint Vincent	1-1-0	1-1-0	0-0-0	0-0-0	W1	2005
Slippery Rock	0-0-1	0-0-1	0-0-0	0-0-0	T1	2003
South Florida	0-1-0	0-0-0	0-1-0	0-0-0	L1	2011
Temple	0-1-0	0-0-0	0-1-0	0-0-0	L1	1997
Towson	0-1-0	0-0-0	0-0-0	0-1-0	L1	1998
UC-Davis	0-1-0	0-0-0	0-0-0	0-1-0	L1	2009
UMBC	1-5-0	1-2-0	0-3-0	0-0-0	L2	2012
UNLV	1-1-0	0-0-0	0-1-0	1-0-0	W1	2010
VCU	1-0-0	1-0-0	0-0-0	0-0-0	L1	1996
Villanova	0-1-0	0-0-0	0-0-0	0-1-0	L1	1992
Virginia	0-1-0	0-0-0	0-1-0	0-0-0	L1	1995
Virginia Tech	0-1-1	0-0-1	0-1-0	0-0-0	T1	1992
VMI	1-0-0	0-0-0	1-0-0	0-0-0	W1	2014
Wake Forest	1-0-0	0-0-0	1-0-0	0-0-0	W1	1993
Western Michigan	3-0-0	1-0-0	0-0-0	2-0-0	W3	2010
West Virginia	4-10-0	3-3-0	1-7-0	0-0-0	L8	2005
West Virginia Wesleyan	0-0-1	0-0-1	0-0-0	0-0-0	T1	2007
William & Mary	0-2-0	0-0-0	0-2-0	0-0-0	L2	1997
Wofford	1-0-0	0-0-0	1-0-0	0-0-0	W1	2007
Wright State	3-3-0	1-1-0	1-2-0	1-0-0	L1	2014

(Italics denote 2018 opponent)



# RMU vs. All Opponents

## AKRON

**Overall: 1-8-0 | Home: 1-2-0 | Away: 0-6-0 | Neutral: 0-0-0**

9/8/06	@ #10 Akron.....	L	0-1	OT
9/4/05	AKRON.....	L	0-5	
9/1/04	@ #22 Akron.....	L	0-1	
9/1/00	@ Akron.....	L	0-2	
9/15/98	AKRON.....	L	2-5	
9/19/97	@ Akron.....	L	0-4	
10/29/96	AKRON.....	W	1-0	OT
10/29/95	@ Akron.....	L	0-1	
10/16/94	@ Akron.....	L	0-4	

## ALBANY

**Overall: 0-1-1 | Home: 0-1-0 | Away: 0-0-0 | Neutral: 0-0-1**

8/31/08	ALBANY.....	L	0-1	
9/5/04	vs. Albany.....	T	0-0	2OT

## AMERICAN

**Overall: 1-2-0 | Home: 0-1-0 | Away: 1-1-0 | Neutral: 0-0-0**

10/13/99	AMERICAN.....	L	1-2	
10/21/98	@ American.....	L	0-3	
9/23/95	@ American.....	W	4-1	

## BINGHAMTON

**Overall: 0-2-0 | Home: 0-0-0 | Away: 0-0-0 | Neutral: 0-2-0**

9/7/07	vs. Binghamton.....	L	0-1	
9/12/03	vs. Binghamton.....	L	0-1	

## BOWLING GREEN

**Overall: 1-0-0 | Home: 0-0-0 | Away: 0-0-0 | Neutral: 1-0-0**

9/13/16	vs. #24 Bowling Green.....	W	1-0	
---------	----------------------------	---	-----	--

## BRADLEY

**Overall: 0-1-0 | Home: 0-0-0 | Away: 0-1-0 | Neutral: 0-0-0**

9/22/06	@ Bradley.....	L	0-3	
---------	----------------	---	-----	--

## BRYANT

**Overall: 0-6-4 | Home: 0-3-3 | Away: 0-3-1 | Neutral: 0-0-0**

10/13/17	BRYANT.....	T	1-1	2OT
10/21/16	@ Bryant.....	L	0-3	
10/25/15	BRYANT.....	T	1-1	2OT
10/10/14	@ Bryant.....	L	0-1	OT
10/11/13	BRYANT.....	L	0-1	
9/30/12	@ Bryant.....	L	1-2	
10/21/11	BRYANT.....	L	0-1	
10/1/10	@ Bryant.....	T	1-1	2OT
11/1/09	BRYANT.....	L	1-2	2OT
9/14/08	BRYANT.....	T	0-0	2OT

## BUCKNELL

**Overall: 1-4-1 | Home: 1-1-1 | Away: 0-3-0 | Neutral: 0-0-0**

9/16/17	BUCKNELL.....	T	1-1	2OT
8/31/02	BUCKNELL.....	L	2-3	
9/8/01	@ Bucknell.....	L	0-1	
9/4/00	BUCKNELL.....	W	1-0	
9/8/99	@ Bucknell.....	L	0-1	
10/26/91	@ Bucknell.....	L	0-1	



**Christian Coridon**

## BUFFALO

**Overall: 3-2-3 | Home: 1-1-1 | Away: 2-1-2 | Neutral: 0-0-0**

9/29/13	BUFFALO.....	W	3-1	
9/23/12	@ Buffalo.....	W	3-0	
8/31/11	BUFFALO.....	T	1-1	2OT
9/12/10	@ Buffalo.....	L	2-3	
9/25/09	BUFFALO.....	L	0-2	
9/8/02	@ Buffalo.....	T	2-2	2OT
9/3/95	@ Buffalo.....	W	1-0	
9/8/93	@ Buffalo.....	T	1-1	OT

## BUTLER

**Overall: 0-1-0 | Home: 0-0-0 | Away: 0-0-0 | Neutral: 0-1-0**

9/19/08	vs. Butler.....	L	0-3	
---------	-----------------	---	-----	--

## CALIFORNIA (Pennsylvania)

**Overall: 2-0-0 | Home: 2-0-0 | Away: 0-0-0 | Neutral: 0-0-0**

9/24/01	CALIFORNIA (Pa.).....	W	6-1	
10/28/97	CALIFORNIA (Pa.).....	W	4-2	

## CANISIUS

**Overall: 9-5-3 | Home: 4-2-2 | Away: 4-3-1 | Neutral: 1-0-0**

8/31/17	@ Canisius.....	L	3-4	OT
9/21/14	CANISIUS.....	L	0-1	
9/15/13	@ Canisius.....	L	2-3	
8/26/12	CANISIUS.....	T	0-0	2OT
9/14/11	@ Canisius.....	W	2-0	
9/26/10	CANISIUS.....	W	2-0	
9/20/09	@ Canisius.....	L	1-4	
9/28/08	CANISIUS.....	W	3-0	
9/2/07	@ Canisius.....	W	2-1	
9/15/06	CANISIUS.....	T	3-3	2OT
9/25/05	@ Canisius.....	W	4-2	
9/26/04	CANISIUS.....	W	1-0	
9/7/02	vs. Canisius.....	W	4-1	
9/10/00	@ Canisius.....	T	1-1	OT
9/17/99	CANISIUS.....	L	0-1	
10/19/93	CANISIUS.....	W	11-0	
9/11/91	@ Canisius.....	W	2-0	

## CENTRAL CONNECTICUT

**Overall: 10-8-3 | Home: 6-2-2 | Away: 3-6-1 | Neutral: 1-0-0**

10/6/17	@ Central Connecticut.....	W	1-0	
10/30/16	CENTRAL CONNECTICUT.....	W	1-0	
10/30/15	@ Central Connecticut.....	W	2-1	
10/31/14	CENTRAL CONNECTICUT.....	W	2-0	
11/3/13	@ Central Connecticut.....	L	1-2	
10/7/12	CENTRAL CONNECTICUT.....	T	1-1	2OT
10/7/11	@ Central Connecticut.....	L	0-3	
10/8/10	CENTRAL CONNECTICUT.....	W	4-0	
10/4/09	@ Central Connecticut.....	L	2-3	
11/2/08	CENTRAL CONNECTICUT.....	L	0-1	
10/21/07	@ Central Connecticut.....	L	1-2	
10/29/06	CENTRAL CONNECTICUT.....	W	1-0	
11/11/05	vs. Central Connecticut.....	W	2-1	
10/17/05	@ Central Connecticut.....	L	1-4	
10/8/04	CENTRAL CONNECTICUT.....	T	1-1	2OT
10/26/03	@ Central Connecticut.....	T	1-1	2OT
10/18/02	CENTRAL CONNECTICUT.....	W	2-1	
10/14/01	@ Central Connecticut.....	L	2-3	
10/15/00	CENTRAL CONNECTICUT.....	W	1-0	
10/17/99	@ Central Connecticut.....	W	3-1	
10/18/98	CENTRAL CONNECTICUT.....	L	0-4	

## CLEVELAND STATE

**Overall: 6-10-0 | Home: 2-5-0 | Away: 4-5-0 | Neutral: 0-0-0**

8/25/17	@ Cleveland State.....	L	1-3	
8/28/16	CLEVELAND STATE.....	L	2-4	
8/30/15	@ Cleveland State.....	W	4-1	
8/24/12	CLEVELAND STATE.....	L	0-2	
9/18/11	@ Cleveland State.....	W	2-1	OT
8/25/06	@ Cleveland State.....	L	0-4	
9/14/05	CLEVELAND STATE.....	W	2-0	
10/5/04	@ Cleveland State.....	L	1-3	
9/3/03	CLEVELAND STATE.....	L	2-3	
9/4/02	@ Cleveland State.....	W	2-0	
9/4/01	CLEVELAND STATE.....	L	0-1	
9/15/00	@ Cleveland State.....	W	3-1	
10/7/98	CLEVELAND STATE.....	L	1-2	OT
9/24/97	@ Cleveland State.....	L	1-6	
9/17/93	@ Cleveland State.....	L	0-2	
10/15/92	CLEVELAND STATE.....	W	1-0	

## COASTAL CAROLINA

**Overall: 0-1-0 | Home: 0-0-0 | Away: 0-1-0 | Neutral: 0-0-0**

9/1/96	@ Coastal Carolina.....	L	1-2	
--------	-------------------------	---	-----	--

## COLGATE

**Overall: 0-0-1 | Home: 0-0-0 | Away: 0-0-0 | Neutral: 0-0-1**

8/30/03	vs. Colgate.....	T	3-3	2OT
---------	------------------	---	-----	-----

## DAYTON

**Overall: 0-1-0 | Home: 0-0-0 | Away: 0-1-0 | Neutral: 0-0-0**

9/21/08	@ Dayton.....	L	0-5	
---------	---------------	---	-----	--

Continued >



**Corey McCurdy**

**DETROIT**

Overall: 0-0-1 | Home: 0-0-0 | Away: 0-0-0 | Neutral: 0-0-1  
 9/8/13 vs. Detroit ..... T 0-0 20T

**DREXEL**

Overall: 1-0-1 | Home: 1-0-0 | Away: 0-0-1 | Neutral: 0-0-0  
 9/12/97 @ Drexel ..... T 1-1  
 9/11/96 DREXEL ..... W 4-0

**DUKE**

Overall: 0-2-0 | Home: 0-0-0 | Away: 0-2-0 | Neutral: 0-0-0  
 10/2/92 @ Duke ..... L 2-5  
 10/9/91 @ Duke ..... L 0-3

**DUQUESNE**

Overall: 6-14-3 | Home: 5-4-3 | Away: 1-10-0 | Neutral: 0-0-0  
 9/24/17 DUQUESNE ..... T 1-1 20T  
 9/23/16 @ Duquesne ..... L 0-1  
 9/27/15 DUQUESNE ..... W 2-1 20T  
 9/25/14 @ Duquesne ..... L 1-4  
 9/25/13 DUQUESNE ..... W 3-0  
 9/12/12 @ Duquesne ..... L 0-1  
 9/22/11 DUQUESNE ..... W 3-2  
 9/4/10 @ Duquesne ..... L 1-3  
 9/23/09 DUQUESNE ..... L 0-1  
 9/26/08 @ Duquesne ..... L 0-1 OT  
 8/31/07 DUQUESNE ..... W 2-0  
 9/3/06 @ Duquesne ..... L 0-1  
 9/30/05 DUQUESNE ..... L 0-1  
 9/28/04 @ Duquesne ..... L 1-2  
 9/19/03 DUQUESNE ..... T 1-1 20T  
 9/20/02 @ Duquesne ..... L 0-5  
 9/18/01 DUQUESNE ..... L 1-2  
 9/19/00 @ Duquesne ..... L 0-1 OT  
 9/21/99 DUQUESNE ..... L 0-4  
 9/22/98 @ Duquesne ..... W 4-0  
 9/17/97 DUQUESNE ..... T 1-1  
 9/18/96 @ Duquesne ..... L 1-2  
 10/10/95 DUQUESNE ..... W 1-0

**EASTERN ILLINOIS**

Overall: 0-1-0 | Home: 0-1-0 | Away: 0-0-0 | Neutral: 0-0-0  
 9/6/15 EASTERN ILLINOIS ..... L 1-2 OT

**FAIRFIELD**

Overall: 0-1-0 | Home: 0-0-0 | Away: 0-0-0 | Neutral: 0-1-0  
 9/10/17 vs. Fairfield ..... L 1-2

**FAIRLEIGH DICKINSON**

Overall: 10-14-5 | Home: 6-6-2 | Away: 4-7-3 | Neutral: 0-1-0  
 10/15/17 FAIRLEIGH DICKINSON ..... L 0-1  
 10/7/16 @ Fairleigh Dickinson ..... T 1-1 20T  
 10/23/15 FAIRLEIGH DICKINSON ..... W 2-1  
 10/12/14 @ Fairleigh Dickinson ..... L 2-3 OT  
 10/13/13 FAIRLEIGH DICKINSON ..... W 2-1  
 10/21/12 @ Fairleigh Dickinson ..... L 0-1  
 10/2/11 FAIRLEIGH DICKINSON ..... L 1-2  
 10/15/10 @ Fairleigh Dickinson ..... T 1-1 20T  
 10/11/09 FAIRLEIGH DICKINSON ..... T 0-0 20T  
 10/26/08 @ Fairleigh Dickinson ..... L 0-1  
 10/14/07 FAIRLEIGH DICKINSON ..... L 0-1  
 10/20/06 @ Fairleigh Dickinson ..... T 0-0 20T  
 10/10/05 #14 FAIRLEIGH DICKINSON.. W 2-0  
 11/5/04 @ Fairleigh Dickinson ..... L 1-4  
 11/14/03 vs. Fairleigh Dickinson ..... L 1-3  
 10/5/03 FAIRLEIGH DICKINSON ..... L 1-2  
 10/4/02 @ Fairleigh Dickinson ..... L 0-2  
 9/21/01 FAIRLEIGH DICKINSON ..... W 2-1  
 9/24/00 @ Fairleigh Dickinson ..... W 4-0  
 10/8/99 FAIRLEIGH DICKINSON ..... L 0-1  
 10/4/98 @ Fairleigh Dickinson ..... L 0-4  
 9/21/97 FAIRLEIGH DICKINSON ..... W 2-1  
 10/13/96 @ Fairleigh Dickinson ..... W 1-0  
 9/17/95 FAIRLEIGH DICKINSON ..... W 3-2  
 9/17/94 @ Fairleigh Dickinson ..... W 3-2  
 9/19/93 FAIRLEIGH DICKINSON ..... L 0-1  
 11/7/92 @ Fairleigh Dickinson ..... L 0-1  
 9/19/92 @ Fairleigh Dickinson ..... W 2-1 OT  
 9/21/91 FAIRLEIGH DICKINSON ..... T 1-1 OT

**FURMAN**

Overall: 0-1-0 | Home: 0-0-0 | Away: 0-0-0 | Neutral: 0-1-0  
 9/14/07 vs. #22 Furman ..... L 0-1

**GENEVA (Pennsylvania)**

Overall: 1-0-0 | Home: 1-0-0 | Away: 0-0-0 | Neutral: 0-0-0  
 10/29/02 GENEVA ..... W 5-0

**GEORGE MASON**


Overall: 0-1-0 | Home: 0-0-0 | Away: 0-1-0 | Neutral: 0-0-0  
 9/12/04 @ George Mason ..... L 0-3

**GEORGE WASHINGTON**

Overall: 3-4-0 | Home: 1-2-0 | Away: 2-2-0 | Neutral: 0-0-0  
 9/25/16 GEORGE WASHINGTON ..... L 0-2  
 9/25/15 @ George Washington ..... L 1-4  
 10/5/14 GEORGE WASHINGTON ..... W 4-0  
 10/5/13 @ George Washington ..... W 2-1  
 9/3/94 @ George Washington ..... W 5-2 OT  
 9/23/92 GEORGE WASHINGTON ..... L 2-4  
 9/15/91 @ George Washington ..... L 0-4

**GREEN BAY**

Overall: 0-1-0 | Home: 0-1-0 | Away: 0-0-0 | Neutral: 0-0-0  
 9/13/09 GREEN BAY ..... L 0-2



**Andy Masson**

**HARTWICK**

Overall: 1-2-2 | Home: 1-1-1 | Away: 0-0-1 | Neutral: 0-1-0  
 9/4/16 HARTWICK ..... L 0-4  
 8/29/14 HARTWICK ..... T 1-1 20T  
 9/6/13 @ Hartwick ..... T 1-1 20T  
 9/15/12 HARTWICK ..... W 2-1  
 9/11/05 vs. Hartwick ..... L 1-3

**HOWARD**

Overall: 4-0-1 | Home: 3-0-0 | Away: 1-0-1 | Neutral: 0-0-0  
 10/1/17 HOWARD ..... W 2-1  
 10/1/16 @ Howard ..... T 2-2 20T  
 10/2/15 HOWARD ..... W 3-0  
 9/28/14 @ Howard ..... W 2-1  
 10/27/13 HOWARD ..... W 4-1

**ILLINOIS-CHICAGO**

Overall: 0-0-1 | Home: 0-0-0 | Away: 0-0-0 | Neutral: 0-0-1  
 8/31/96 vs. Illinois-Chicago ..... T 2-2 OT

**JAMES MADISON**

Overall: 3-4-0 | Home: 1-2-0 | Away: 2-2-0 | Neutral: 0-0-0  
 11/1/16 JAMES MADISON ..... L 1-2  
 9/19/14 @ James Madison ..... W 2-1  
 10/6/99 @ James Madison ..... W 3-2  
 11/3/98 JAMES MADISON ..... L 0-5  
 11/1/97 @ James Madison ..... L 0-8  
 10/28/95 JAMES MADISON ..... W 4-1  
 10/25/94 @ James Madison ..... L 0-1

**KENTUCKY**

Overall: 1-1-0 | Home: 1-0-0 | Away: 0-1-0 | Neutral: 0-0-0  
 9/26/93 @ Kentucky ..... L 0-1  
 9/27/92 KENTUCKY ..... W 2-1 OT

**LAFAYETTE**

Overall: 1-1-0 | Home: 1-0-0 | Away: 0-0-0 | Neutral: 0-1-0  
 8/29/03 vs. Lafayette ..... L 1-2  
 11/12/94 LAFAYETTE ..... W 1-0

**LA ROCHE**

Overall: 1-0-0 | Home: 1-0-0 | Away: 0-0-0 | Neutral: 0-0-0  
 9/18/91 LA ROCHE ..... W 3-1



**LA SALLE****Overall: 0-1-0 | Home: 0-1-0 | Away: 0-0-0 | Neutral: 0-0-0**

9/11/09 LA SALLE ..... L 0-4

**LEHIGH****Overall: 2-1-0 | Home: 0-1-0 | Away: 2-0-0 | Neutral: 0-0-0**

9/17/16 @ Lehigh ..... W 2-1

9/18/15 LEHIGH ..... L 2-3 20T

9/5/92 @ Lehigh ..... W 2-1 OT

**LIBERTY****Overall: 0-1-0 | Home: 0-0-0 | Away: 0-0-0 | Neutral: 0-1-0**

9/12/14 vs. Liberty ..... L 1-2 OT

**LIU BROOKLYN****Overall: 13-17-1 | Home: 9-5-0 | Away: 3-10-1 | Neutral: 1-2-0**

10/22/17 @ LIU Brooklyn ..... W 1-0

10/14/16 LIU BROOKLYN ..... L 1-3

10/16/15 @ LIU Brooklyn ..... L 0-1

10/17/14 LIU BROOKLYN ..... L 0-1

10/18/13 @ LIU Brooklyn ..... L 1-2

11/4/12 LIU BROOKLYN ..... W 2-0

10/16/11 @ LIU Brooklyn ..... L 1-2

10/24/10 LIU BROOKLYN ..... W 1-0

10/16/09 @ LIU Brooklyn ..... W 2-1 20T

10/19/08 LIU BROOKLYN ..... L 0-2

10/5/07 @ LIU Brooklyn ..... T 1-1 20T

10/13/06 LIU BROOKLYN ..... W 2-1

11/4/05 @ LIU Brooklyn ..... L 3-4 OT

10/31/04 LIU BROOKLYN ..... L 1-3

9/28/03 @ LIU Brooklyn ..... L 0-1

11/15/02 vs. LIU Brooklyn ..... L 0-3

11/1/02 LIU BROOKLYN ..... L 0-1

11/9/01 vs. LIU Brooklyn ..... L 2-3

9/28/01 @ LIU Brooklyn ..... L 2-3 20T

9/29/00 LIU BROOKLYN ..... W 4-1

10/1/99 @ LIU Brooklyn ..... L 1-2

9/27/98 LIU BROOKLYN ..... W 3-2

10/26/97 @ LIU Brooklyn ..... L 2-5

11/2/96 LIU BROOKLYN ..... W 4-0

10/20/95 @ LIU Brooklyn ..... W 4-1

11/4/94 LIU BROOKLYN ..... W 4-1

10/22/94 LIU BROOKLYN ..... W 2-1

11/7/93 vs. LIU Brooklyn ..... W 2-0 OT

10/25/93 @ LIU Brooklyn ..... L 0-1 OT

10/27/92 LIU BROOKLYN ..... W 2-0

10/29/91 @ LIU Brooklyn ..... L 0-2

**LOYOLA (Illinois)****Overall: 0-1-0 | Home: 0-0-0 | Away: 0-0-0 | Neutral: 0-1-0**

9/16/00 vs. Loyola-Chicago ..... L 0-1 OT

**LOYOLA (Maryland)****Overall: 0-2-0 | Home: 0-1-0 | Away: 0-0-0 | Neutral: 0-1-0**

9/10/04 vs. Loyola (Md.) ..... L 0-3

9/15/96 LOYOLA (Md.) ..... L 2-4 OT

**MANHATTAN****Overall: 1-0-0 | Home: 1-0-0 | Away: 0-0-0 | Neutral: 0-0-0**

8/27/06 MANHATTAN ..... W 6-1

**MARIST****Overall: 5-0-1 | Home: 3-0-0 | Away: 2-0-1 | Neutral: 0-0-0**

9/29/96 @ Marist ..... W 2-0

9/9/95 MARIST ..... W 7-0

9/11/94 @ Marist ..... W 3-1

9/11/93 MARIST ..... W 2-0

9/11/92 @ Marist ..... T 1-1 OT

9/14/91 MARIST ..... W 1-0

**MARSHALL****Overall: 5-3-1 | Home: 2-1-1 | Away: 3-2-0 | Neutral: 0-0-0**

9/3/17 MARSHALL ..... L 1-2

9/11/15 @ Marshall ..... L 1-3

9/7/03 MARSHALL ..... W 2-1

9/15/02 @ Marshall ..... L 0-2

9/12/99 @ Marshall ..... W 1-0

9/28/94 @ Marshall ..... W 4-1

9/28/93 MARSHALL ..... W 3-1

9/16/92 @ Marshall ..... W 3-1

9/22/91 MARSHALL ..... T 1-1 OT

**MARYLAND****Overall: 0-2-0 | Home: 0-0-0 | Away: 0-2-0 | Neutral: 0-0-0**

10/20/96 @ Maryland ..... L 0-5

10/30/94 @ Maryland ..... L 0-1

**MIAMI (Ohio)****Overall: 2-0-0 | Home: 1-0-0 | Away: 1-0-0 | Neutral: 0-0-0**

9/14/94 MIAMI (Ohio) ..... W 2-1 OT

10/14/93 @ #25 Miami (Ohio) ..... W 1-0

**MICHIGAN****Overall: 0-1-0 | Home: 0-0-0 | Away: 0-0-0 | Neutral: 0-1-0**

9/1/01 vs. Michigan ..... L 1-2

**MICHIGAN STATE****Overall: 0-2-0 | Home: 0-1-0 | Away: 0-1-0 | Neutral: 0-0-0**

9/2/01 @ Michigan State ..... L 1-2

9/8/00 MICHIGAN STATE ..... L 0-2

**MISSOURI STATE****Overall: 1-0-0 | Home: 0-0-0 | Away: 0-0-0 | Neutral: 1-0-0**

9/23/06 vs. Missouri State ..... W 1-0

**MONMOUTH****Overall: 13-11-3 | Home: 6-4-1 | Away: 6-7-2 | Neutral: 1-0-0**

10/19/12 @ Monmouth ..... L 1-2

10/28/11 #25 MONMOUTH ..... L 0-1

10/31/10 @ #12 Monmouth ..... L 0-3

10/23/09 #7 MONMOUTH ..... L 0-1

10/12/08 @ Monmouth ..... T 2-2 20T

11/2/07 MONMOUTH ..... W 2-1 20T

11/3/06 @ #16 Monmouth ..... L 0-3

10/8/06 @ Monmouth ..... L 1-3

11/13/05 @ Monmouth ..... W 3-2 OT

10/28/05 MONMOUTH ..... L 0-1

10/22/04 @ Monmouth ..... T 1-1 20T

10/19/03 MONMOUTH ..... W 4-2

10/6/02 @ Monmouth ..... W 2-0

10/5/01 MONMOUTH ..... W 3-2

9/22/00 @ Monmouth ..... W 5-2

9/24/99 MONMOUTH ..... T 2-2 OT

10/2/98 @ Monmouth ..... L 2-4

10/12/97 @ Monmouth ..... L 0-1

10/6/96 MONMOUTH ..... W 2-0

11/3/95 MONMOUTH ..... L 4-3

10/8/95 @ Monmouth ..... W 6-1

10/8/94 MONMOUTH ..... W 2-1

11/6/93 vs. Monmouth ..... W 3-2

10/9/93 @ Monmouth ..... W 3-0

10/11/92 MONMOUTH ..... W 1-0

11/9/91 @ Monmouth ..... L 1-4

10/12/91 @ Monmouth ..... W 2-1

**MOUNT ST. MARY'S****Overall: 12-7-5 | Home: 8-3-2 | Away: 4-4-3 | Neutral: 0-0-0**

10/26/12 @ Mount St. Mary's ..... L 0-2

10/30/11 MOUNT ST. MARY'S ..... L 0-1

10/29/10 @ Mount St. Mary's ..... L 0-1

10/25/09 MOUNT ST. MARY'S ..... T 0-0 20T

10/10/08 @ Mount St. Mary's ..... L 0-6

11/4/07 MOUNT ST. MARY'S ..... T 3-3 20T

10/6/06 @ Mount St. Mary's ..... T 2-2 20T

10/30/05 MOUNT ST. MARY'S ..... W 2-1 OT

10/24/04 @ Mount St. Mary's ..... W 4-2

10/17/03 MOUNT ST. MARY'S ..... W 4-0

10/13/02 @ Mount St. Mary's ..... W 6-1

10/21/01 MOUNT ST. MARY'S ..... W 3-1

10/22/00 @ Mount St. Mary's ..... T 2-2 OT

10/24/99 MOUNT ST. MARY'S ..... L 1-3

10/31/98 @ Mount St. Mary's ..... L 0-1 OT

10/18/97 MOUNT ST. MARY'S ..... L 1-3

11/8/96 MOUNT ST. MARY'S ..... W 4-2

10/11/96 @ Mount St. Mary's ..... W 2-1 OT

10/1/95 MOUNT ST. MARY'S ..... W 1-0

11/6/94 MOUNT ST. MARY'S ..... W 2-0 OT

10/1/94 @ Mount St. Mary's ..... T 0-0 OT

10/3/93 MOUNT ST. MARY'S ..... W 2-1

10/4/92 @ Mount St. Mary's ..... W 2-0

10/5/91 MOUNT ST. MARY'S ..... W 2-0 OT

**NAVY****Overall: 0-2-0 | Home: 0-0-0 | Away: 0-2-0 | Neutral: 0-0-0**

8/30/12 @ Navy ..... L 0-2

9/5/98 @ Navy ..... L 1-3

**Ryan Zabinski***Continued >*



**Jake Cooper**

**NIAGARA**

Overall: 9-7-0 | Home: 6-3-0 | Away: 3-3-0 | Neutral: 0-1-0

9/8/17	vs. Niagara.....	L 1-2
8/26/16	NIAGARA.....	L 0-4
8/28/15	@ Niagara.....	W 1-0
9/20/13	NIAGARA.....	W 4-0
9/11/11	@ Niagara.....	L 0-2
9/24/10	NIAGARA.....	W 2-1 OT
9/18/09	@ Niagara.....	L 1-5
10/3/08	NIAGARA.....	L 2-3 OT
9/30/07	@ Niagara.....	L 3-4
9/17/06	NIAGARA.....	W 1-0 OT
9/2/99	NIAGARA.....	W 3-0
10/25/98	@ Niagara.....	W 2-1
10/14/97	NIAGARA.....	L 1-2
10/16/93	NIAGARA.....	W 11-2
10/17/92	@ Niagara.....	W 10-0
10/1/91	NIAGARA.....	W 8-0

**NORTH CAROLINA STATE**

Overall: 0-1-0 | Home: 0-0-0 | Away: 0-1-0 | Neutral: 0-0-0

9/20/95	@ North Carolina State.....	L 2-3 OT
---------	-----------------------------	----------

**OLD DOMINION**

Overall: 0-3-0 | Home: 0-0-0 | Away: 0-3-0 | Neutral: 0-0-0

9/5/97	@ Old Dominion.....	L 0-1
9/25/94	@ Old Dominion.....	L 0-5
10/19/91	@ Old Dominion.....	L 0-1

**ONEONTA**

Overall: 1-0-0 | Home: 0-0-0 | Away: 1-0-0 | Neutral: 0-0-0

9/10/05	@ Oneonta.....	W 3-1
---------	----------------	-------

**PENN STATE**

Overall: 0-4-0 | Home: 0-0-0 | Away: 0-4-0 | Neutral: 0-0-0

9/17/13	@ Penn State.....	L 0-1
9/14/99	@ Penn State.....	L 0-3
11/18/94	@ #13 Penn State.....	L 0-3
11/14/93	@ #11 Penn State.....	L 0-3

**PHILADELPHIA**

Overall: 0-1-0 | Home: 0-0-0 | Away: 0-0-0 | Neutral: 0-1-0

9/4/04	vs. Philadelphia.....	L 0-1
--------	-----------------------	-------

**PITTSBURGH**

Overall: 8-15-2 | Home: 5-7-1 | Away: 3-8-1 | Neutral: 0-0-0

9/19/17	@ Pittsburgh.....	L 1-2
9/13/16	PITTSBURGH.....	W 2-0
9/22/15	@ Pittsburgh.....	L 0-1 20T
9/30/14	PITTSBURGH.....	L 0-2
9/19/12	@ Pittsburgh.....	L 0-2
8/26/11	PITTSBURGH.....	W 2-1
9/1/10	@ Pittsburgh.....	L 0-1
9/1/09	PITTSBURGH.....	L 1-3
9/7/08	@ Pittsburgh.....	L 0-3
9/4/07	PITTSBURGH.....	W 3-1
9/27/06	@ Pittsburgh.....	W 4-1
9/22/04	PITTSBURGH.....	W 1-0
9/10/03	@ Pittsburgh.....	W 3-2
9/11/02	PITTSBURGH.....	L 0-1
10/24/01	@ Pittsburgh.....	T 0-0 20T
10/10/00	PITTSBURGH.....	L 1-2
9/28/99	@ Pittsburgh.....	L 0-3
9/9/98	PITTSBURGH.....	L 3-7
10/1/97	@ Pittsburgh.....	L 0-2
10/2/96	PITTSBURGH.....	L 1-2
9/2/95	@ Pittsburgh.....	W 4-0
9/21/94	PITTSBURGH.....	W 3-2
11/2/93	PITTSBURGH.....	L 0-1
11/3/92	@ Pittsburgh.....	L 0-2
10/23/91	PITTSBURGH.....	T 2-2 OT

**QUINNIPIAC**

Overall: 6-3-6 | Home: 3-2-3 | Away: 3-1-3 | Neutral: 0-0-0

10/28/12	QUINNIPIAC.....	L 1-3
10/9/11	@ Quinnipiac.....	L 1-2
10/10/10	QUINNIPIAC.....	W 2-1
10/2/09	@ Quinnipiac.....	T 0-0 20T
10/31/08	QUINNIPIAC.....	T 1-1 20T
10/19/07	@ Quinnipiac.....	T 1-1 20T
10/27/06	QUINNIPIAC.....	W 2-1
10/18/05	@ Quinnipiac.....	T 0-0 20T
10/10/04	QUINNIPIAC.....	T 0-0 20T
10/24/03	@ Quinnipiac.....	W 2-1
10/20/02	QUINNIPIAC.....	T 0-0 20T
10/12/01	@ Quinnipiac.....	W 3-1
10/13/00	QUINNIPIAC.....	L 1-5
10/15/99	@ Quinnipiac.....	W 1-0
10/16/98	QUINNIPIAC.....	W 6-0

**RADFORD**

Overall: 3-1-0 | Home: 1-1-0 | Away: 2-0-0 | Neutral: 0-0-0

10/2/94	@ Radford.....	W 2-1 OT
9/12/93	RADFORD.....	W 4-0
11/1/92	RADFORD.....	L 3-5
9/7/91	@ Radford.....	W 2-1

**RIDER**

Overall: 6-2-0 | Home: 4-1-0 | Away: 2-1-0 | Neutral: 0-0-0

8/31/14	RIDER.....	W 3-0
9/1/13	@ Rider.....	L 1-2
8/29/08	RIDER.....	L 1-2
10/19/96	RIDER.....	W 2-1
10/22/95	@ Rider.....	W 4-3
10/15/94	RIDER.....	W 4-1
10/23/93	@ Rider.....	W 4-1
10/24/92	RIDER.....	W 3-2 OT

**SACRED HEART**

Overall: 13-6-0 | Home: 9-1-0 | Away: 4-5-0 | Neutral: 0-0-0

10/29/17	SACRED HEART.....	W 1-0 OT
10/23/16	@ Sacred Heart.....	L 0-3
10/9/15	SACRED HEART.....	W 3-0
10/26/14	@ Sacred Heart.....	W 3-1
10/25/13	SACRED HEART.....	W 5-0
9/28/12	@ Sacred Heart.....	L 0-1
9/30/11	SACRED HEART.....	L 0-1
10/17/10	@ Sacred Heart.....	L 1-2
10/9/09	SACRED HEART.....	W 1-0
10/24/08	@ Sacred Heart.....	L 0-1
10/12/07	SACRED HEART.....	W 2-0
10/22/06	@ Sacred Heart.....	L 1-3
10/7/05	SACRED HEART.....	W 3-2
11/7/04	@ Sacred Heart.....	W 2-0
10/3/03	SACRED HEART.....	W 3-1
11/8/02	@ Sacred Heart.....	W 3-2
10/7/01	SACRED HEART.....	W 7-0
10/6/00	@ Sacred Heart.....	W 1-0
10/10/99	SACRED HEART.....	W 3-0

**ST. BONAVENTURE**

Overall: 1-1-0 | Home: 0-1-0 | Away: 1-0-0 | Neutral: 0-0-0

8/27/18	ST. BONAVENTURE.....	L 2-3 20T
9/11/16	@ St. Bonaventure.....	W 1-0

**ST. FRANCIS BROOKLYN**

Overall: 10-17-2 | Home: 5-10-1 | Away: 5-7-1 | Neutral: 0-0-0

11/10/17	@ St. Francis Brooklyn.....	L 0-3
10/20/17	@ St. Francis Brooklyn.....	L 1-3
10/16/16	ST. FRANCIS BROOKLYN.....	L 0-2
10/18/15	@ St. Francis Brooklyn.....	W 1-0 20T
10/19/14	ST. FRANCIS BROOKLYN.....	T 1-1 20T
10/19/13	@ St. Francis Brooklyn.....	L 2-3 OT
10/5/12	ST. FRANCIS BROOKLYN.....	L 1-2
10/14/11	@ St. Francis Brooklyn.....	L 0-1
10/22/10	ST. FRANCIS BROOKLYN.....	W 1-0
10/18/09	@ St. Francis Brooklyn.....	L 0-1
10/17/08	ST. FRANCIS BROOKLYN.....	L 2-3
10/7/07	@ St. Francis Brooklyn.....	L 2-3
10/15/06	ST. FRANCIS BROOKLYN.....	W 2-1
11/6/05	@ St. Francis Brooklyn.....	W 2-1
10/29/04	ST. FRANCIS BROOKLYN.....	L 1-2 OT
9/26/03	@ St. Francis Brooklyn.....	W 3-1
11/3/02	ST. FRANCIS BROOKLYN.....	W 2-0
9/30/01	@ St. Francis Brooklyn.....	W 2-1
10/1/00	ST. FRANCIS BROOKLYN.....	L 0-1
10/2/99	@ St. Francis Brooklyn.....	T 1-1 OT
9/25/98	ST. FRANCIS BROOKLYN.....	L 0-2
9/27/97	ST. FRANCIS BROOKLYN.....	L 0-3
11/10/96	ST. FRANCIS BROOKLYN.....	L 1-2
9/27/96	@ St. Francis Brooklyn.....	L 0-1
9/29/95	ST. FRANCIS BROOKLYN.....	W 3-0
9/9/94	@ St. Francis Brooklyn.....	W 1-0
9/25/93	ST. FRANCIS BROOKLYN.....	W 4-0
9/13/92	@ St. Francis Brooklyn.....	L 1-3
9/28/91	ST. FRANCIS BROOKLYN.....	L 1-2

### SAINT FRANCIS U

Overall: 13-13-2 | Home: 8-4-1 | Away: 5-8-1 | Neutral: 0-1-0

11/3/17	@ Saint Francis U	L	1-4
11/6/16	SAINT FRANCIS U	L	0-1
11/13/15	vs. Saint Francis U	L	1-2
11/8/15	@ Saint Francis U	L	0-1
11/9/14	SAINT FRANCIS U	L	0-4
11/10/13	@ Saint Francis U	L	1-4
10/14/12	SAINT FRANCIS U	W	1-0
11/6/11	@ Saint Francis U	L	0-1 OT
11/6/10	SAINT FRANCIS U	W	2-0
11/6/09	@ Saint Francis U	W	1-0
11/9/08	SAINT FRANCIS U	L	0-3
10/28/07	@ Saint Francis U	L	1-3
10/1/06	SAINT FRANCIS U	T	0-0 20T
10/21/05	@ Saint Francis U	W	2-1
10/17/04	SAINT FRANCIS U	W	1-0
11/8/03	@ Saint Francis U	T	0-0 20T
9/29/02	SAINT FRANCIS U	W	3-2
11/3/01	@ Saint Francis U	W	1-0
10/29/00	SAINT FRANCIS U	L	1-5
10/31/99	@ Saint Francis U	L	1-3
10/13/98	SAINT FRANCIS U	W	2-0
10/16/97	@ Saint Francis U	L	3-4
10/16/96	SAINT FRANCIS U	W	3-1
10/17/95	@ Saint Francis U	W	3-2 OT
10/19/94	SAINT FRANCIS U	W	9-0
10/20/93	@ Saint Francis U	L	2-3
10/29/92	SAINT FRANCIS U	W	4-3
11/3/91	@ Saint Francis U	W	1-0

### SAINT PETER'S

Overall: 1-0-0 | Home: 1-0-0 | Away: 0-0-0 | Neutral: 0-0-0

9/4/16	SAINT PETER'S	W	2-1 OT
--------	---------------	---	--------

### SAINT VINCENT

Overall: 1-1-0 | Home: 1-1-0 | Away: 0-0-0 | Neutral: 0-0-0

9/21/05	SAINT VINCENT	W	5-1
9/2/97	SAINT VINCENT	L	1-2

### SLIPPERY ROCK

Overall: 0-0-1 | Home: 0-0-1 | Away: 0-0-0 | Neutral: 0-0-0

10/13/03	SLIPPERY ROCK	T	2-2 20T
----------	---------------	---	---------



Mark Klambnik

### SOUTH FLORIDA

Overall: 0-1-0 | Home: 0-0-0 | Away: 0-1-0 | Neutral: 0-0-0

9/4/11	@ #9 South Florida	L	1-3
--------	--------------------	---	-----

### TEMPLE

Overall: 0-1-0 | Home: 0-0-0 | Away: 0-1-0 | Neutral: 0-0-0

9/14/97	@ Temple	L	0-2
---------	----------	---	-----

### TOWSON

Overall: 0-1-0 | Home: 0-0-0 | Away: 0-0-0 | Neutral: 0-1-0

9/6/98	vs. Towson	L	1-6
--------	------------	---	-----

### UC-DAVIS

Overall: 0-1-0 | Home: 0-0-0 | Away: 0-0-0 | Neutral: 0-1-0

9/4/09	vs. UC-Davis	L	0-3
--------	--------------	---	-----

### UMBC

Overall: 1-5-0 | Home: 1-2-0 | Away: 0-3-0 | Neutral: 0-0-0

9/1/12	@ UMBC	L	1-2
10/11/02	@ UMBC	L	0-2
10/19/01	UMBC	W	3-2
10/18/00	@ UMBC	L	0-5
10/22/99	UMBC	L	1-3
9/19/98	@ UMBC	L	2-3

### UNLV

Overall: 1-1-0 | Home: 0-0-0 | Away: 0-1-0 | Neutral: 1-0-0

9/19/10	vs. UNLV	W	2-1
9/6/09	@ UNLV	L	2-7

### VCU

Overall: 1-0-0 | Home: 1-0-0 | Away: 0-0-0 | Neutral: 0-0-0

9/8/96	@ Virginia Commonwealth	W	1-0
--------	-------------------------	---	-----

### VILLANOVA

Overall: 0-1-0 | Home: 0-0-0 | Away: 0-0-0 | Neutral: 0-1-0

9/6/92	vs. Villanova	L	0-3
--------	---------------	---	-----

### VIRGINIA

Overall: 0-1-0 | Home: 0-0-0 | Away: 0-1-0 | Neutral: 0-0-0

10/25/95	@ Virginia	L	0-3
----------	------------	---	-----

### VIRGINIA TECH

Overall: 0-1-1 | Home: 0-0-1 | Away: 0-1-0 | Neutral: 0-0-0

10/9/92	VIRGINIA TECH	T	1-1 OT
9/8/91	@ Virginia Tech	L	1-2 OT

### VMI

Overall: 1-0-0 | Home: 0-0-0 | Away: 1-0-0 | Neutral: 0-0-0

9/14/14	@ VMI	W	4-0
---------	-------	---	-----

### WAKE FOREST


Overall: 1-0-0 | Home: 0-0-0 | Away: 1-0-0 | Neutral: 0-0-0

10/31/93	@ Wake Forest	W	1-0
----------	---------------	---	-----

### WESTERN MICHIGAN

Overall: 3-0-0 | Home: 1-0-0 | Away: 0-0-0 | Neutral: 2-0-0

9/17/10	vs. Western Michigan	W	2-0
9/12/08	vs. Western Michigan	W	2-1
9/1/06	WESTERN MICHIGAN	W	2-1



Zac Sherman

### WEST VIRGINIA

Overall: 4-10-0 | Home: 3-3-0 | Away: 1-7-0 | Neutral: 0-0-0

11/19/05	@ West Virginia	L	0-1
9/28/05	@ West Virginia	L	0-3
10/13/04	WEST VIRGINIA	L	1-2
9/14/03	@ West Virginia	L	0-2
9/25/02	WEST VIRGINIA	L	0-1
10/28/01	@ West Virginia	L	1-2 OT
9/13/00	WEST VIRGINIA	L	1-2
10/28/98	@ West Virginia	L	1-2
8/30/97	WEST VIRGINIA	W	1-0
10/23/96	@ West Virginia	W	3-2
9/13/95	WEST VIRGINIA	W	6-2
10/5/94	@ West Virginia	L	2-3
9/15/93	WEST VIRGINIA	W	3-1
10/7/92	@ West Virginia	L	0-4

### WEST VIRGINIA WESLEYAN

Overall: 0-0-1 | Home: 0-0-1 | Away: 0-0-0 | Neutral: 0-0-0

9/22/07	WEST VIRGINIA WESLEYAN	T	0-0 20T
---------	------------------------	---	---------

### WILLIAM & MARY

Overall: 0-2-0 | Home: 0-0-0 | Away: 0-2-0 | Neutral: 0-0-0

9/6/97	@ William & Mary	L	0-7
9/23/94	@ William & Mary	L	0-2

### WOFFORD

Overall: 1-0-0 | Home: 0-0-0 | Away: 1-0-0 | Neutral: 0-0-0

9/16/07	@ Wofford	W	2-1
---------	-----------	---	-----

### WRIGHT STATE

Overall: 3-3-0 | Home: 1-1-0 | Away: 1-2-0 | Neutral: 1-0-0

9/5/14	@ Wright State	L	0-2
9/11/13	WRIGHT STATE	W	2-1
9/8/12	@ Wright State	W	1-0
9/8/10	WRIGHT STATE	L	0-1 OT
9/9/07	vs. Wright State	W	1-0
9/11/99	@ Wright State	L	1-3



# All-Time Year-by-Year

## 2017

**Record: 4-11-3 (3-3-1 NEC, 4th)**  
**Head Coach: Bill Denniston**

8/25	@ Cleveland State	L	1-3
8/27	ST. BONAVENTURE	L	2-3 20T
8/31	@ Canisius	L	3-4 OT
9/3	MARSHALL	L	1-2
9/8	vs. Niagara #	L	1-2
9/10	vs. Fairfield #	L	1-2
9/16	BUCKNELL	T	1-1 20T
9/19	@ Pittsburgh	L	1-2
9/24	DUQUESNE	T	1-1 20T
10/1	HOWARD	W	2-1
10/6	@ Central Connecticut *	W	1-0
10/13	BRYANT *	T	1-1 20T
10/15	FAIRLEIGH DICKINSON *	L	0-1
10/20	@ St. Francis Brooklyn *	L	1-3
10/22	@ LIU Brooklyn *	W	1-0
10/29	SACRED HEART *	W	1-0 OT
11/3	@ Saint Francis U *	L	1-4
11/10	@ St. Francis Brooklyn ^	L	0-3

# Mayor's Cup (@ Oneonta)  
 \* Northeast Conference contest  
 ^ Northeast Conference Tournament (@ St. Francis Brooklyn)

## 2016

**Record: 4-11-2 (1-5-1 NEC, 7th)**  
**Head Coach: Bill Denniston**

8/26	NIAGARA	L	0-4
8/28	CLEVELAND STATE	L	2-4
9/4	HARTWICK	L	0-4
9/11	@ St. Bonaventure	W	1-0
9/13	PITTSBURGH	W	2-0
9/17	@ Lehigh	W	2-1
9/23	@ Duquesne	L	0-1
9/25	GEORGE WASHINGTON	L	0-2
10/1	@ Howard	T	2-2 20T
10/7	@ Fairleigh Dickinson *	T	1-1 20T
10/14	LIU BROOKLYN *	L	1-3
10/16	ST. FRANCIS BROOKLYN *	L	0-2
10/21	@ Bryant *	L	0-3
10/23	@ Sacred Heart *	L	0-3
10/30	CENTRAL CONNECTICUT *	W	1-0
11/1	JAMES MADISON	L	1-2
11/6	SAINT FRANCIS U *	L	0-1

\* Northeast Conference contest

## 2015

**Record: 10-8-1 (4-2-1 NEC, 3rd)**  
**Head Coach: Bill Denniston**

8/28	@ Niagara	W	1-0
8/30	@ Cleveland State	W	4-1
9/4	SAINT PETER'S	W	2-1 OT
9/6	EASTERN ILLINOIS	L	1-2 OT
9/11	@ Marshall #	L	1-3
9/13	vs. #24 Bowling Green #	W	1-0
9/18	LEHIGH	L	2-3 20T
9/22	@ Pittsburgh	L	0-1 20T
9/25	@ George Washington	L	1-4
9/27	DUQUESNE	W	2-1 20T
10/2	HOWARD	W	3-0



**Christopher Coridon**

10/9	SACRED HEART *	W	3-0
10/16	@ LIU Brooklyn *	L	0-1
10/18	@ St. Francis Brooklyn *	W	1-0
10/23	FARLEIGH DICKINSON *	W	2-1
10/25	BRYANT *	T	1-1 20T
10/30	@ Central Connecticut *	W	2-1
11/8	@ Saint Francis U *	L	0-1
11/13	vs. Saint Francis U ^	L	1-2

# Veterans Memorial Cup (@ Marshall)  
 \* Northeast Conference contest  
 ^ Northeast Conference Tournament (@ LIU Brooklyn)

## 2014

**Record: 7-9-2 (2-4-1, 1-5th)**  
**Head Coach: Bill Denniston**

8/29	HARTWICK	T	1-1 20T
8/31	RIDER	W	3-0
9/5	@ Wright State	L	0-2
9/12	vs. Liberty #	L	1-2 OT
9/14	@ VMI #	W	4-0
9/19	@ James Madison	W	2-1
9/21	CANISIUS	L	0-1
9/25	@ Duquesne	L	1-4
9/28	@ Howard	W	2-1
9/30	PITTSBURGH	L	0-2
10/5	GEORGE WASHINGTON	W	4-0
10/10	@ Bryant *	L	0-1 OT
10/12	@ Fairleigh Dickinson *	L	2-3 OT
10/17	LIU BROOKLYN *	L	0-1
10/19	ST. FRANCIS BROOKLYN *	T	1-1 20T
10/26	@ Sacred Heart *	W	3-1
10/31	CENTRAL CONNECTICUT *	W	2-0
11/9	SAINT FRANCIS U *	L	0-4

# Jay Sculley Memorial Tournament (@ VMI)  
 \* Northeast Conference contest

## 2013

**Record: 8-8-2 (2-5-0 NEC, 1-7th)**  
**Head Coach: Bill Denniston**

9/1	@ Rider	L	1-2
9/6	@ Hartwick #	T	1-1 20T
9/8	vs. Detroit #	T	0-0 20T
9/11	WRIGHT STATE	W	2-1
9/15	@ Canisius	L	2-3

9/17	@ Penn State	L	0-1
9/20	NIAGARA	W	4-0
9/25	DUQUESNE	W	3-0
9/29	BUFFALO	W	3-1
10/5	@ George Washington	W	2-1
10/11	BRYANT *	L	0-1
10/13	FAIRLEIGH DICKINSON *	W	2-1
10/18	@ LIU Brooklyn *	L	1-2
10/19	@ St. Francis Brooklyn *	L	2-3 OT
10/25	SACRED HEART *	W	5-0
10/27	HOWARD	W	4-1
11/3	@ Central Connecticut *	L	1-2
11/10	@ Saint Francis U *	L	1-4

# Mayor's Cup (@ Hartwick)  
 \* Northeast Conference contest

## 2012

**Record: 5-12-2 (2-7-1 NEC, 9th)**  
**Head Coach: Bill Denniston**

8/24	CLEVELAND STATE	L	0-2
8/26	CANISIUS	T	0-0 20T
8/30	@ Navy	L	0-2
9/1	@ UMBC	L	1-2
9/8	@ Wright State	W	1-0
9/12	@ Duquesne	L	0-1
9/15	HARTWICK	W	2-1
9/19	@ Pittsburgh	L	0-2
9/23	@ Buffalo	W	3-0
9/28	@ Sacred Heart	L	0-1
9/30	@ Bryant *	L	1-2
10/5	ST. FRANCIS BROOKLYN *	L	1-2
10/7	CENTRAL CONNECTICUT *	T	1-1 20T
10/14	SAINT FRANCIS U *	W	1-0
10/19	@ Monmouth *	L	1-2
10/21	@ Fairleigh Dickinson *	L	0-1
10/26	@ Mount St. Mary's *	L	0-2
10/28	QUINNIPIAC *	L	1-3
11/4	LIU BROOKLYN *	W	2-0

\* Northeast Conference contest

## 2011

**Record: 4-12-1 (0-10-0 NEC, 11th)**  
**Head Coach: Bill Denniston**

8/26	PITTSBURGH	W	2-1
8/31	BUFFALO	T	1-1 20T
9/4	@ #9 South Florida	L	1-3
9/11	@ Niagara	L	0-2
9/14	@ Canisius	W	2-0
9/18	@ Cleveland State	W	2-1 OT
9/22	DUQUESNE	W	3-2
9/30	SACRED HEART *	L	0-1
10/2	FAIRLEIGH DICKINSON *	L	1-2
10/7	@ Central Connecticut *	L	0-3
10/9	@ Quinnipiac *	L	1-2
10/14	@ St. Francis Brooklyn *	L	0-1
10/16	@ LIU Brooklyn *	L	1-2
10/21	BRYANT *	L	0-1
10/28	#25 MONMOUTH *	L	0-1
10/30	MOUNT ST. MARY'S *	L	0-1
11/6	@ St. Francis (Pa.) *	L	0-1 OT

\* Northeast Conference contest



**Shane Beharry**

**2010**

**Record: 9-7-2 (5-3-2 NEC, 5th)**  
**Head Coach: Bill Denniston**

9/1	@ Pittsburgh	L	0-1
9/4	@ Duquesne	L	1-3
9/8	WRIGHT STATE	L	0-1 OT
9/12	@ Buffalo	L	2-3
9/17	vs. Western Michigan #	W	2-0
9/19	vs. UNLV #	W	2-1
9/24	NIAGARA	W	2-1 OT
9/26	CANISIUS	W	2-0
10/1	@ Bryant *	T	1-1 2OT
10/8	CENTRAL CONNECTICUT *	W	4-0
10/10	QUINNIPIAC *	W	2-1
10/15	@ Fairleigh Dickinson *	T	1-1 2OT
10/17	@ Sacred Heart *	L	1-2
10/22	ST. FRANCIS BROOKLYN *	W	1-0
10/24	LIU BROOKLYN *	W	1-0
10/29	@ Mount St. Mary's *	L	0-1
10/31	@ #12 Monmouth *	L	0-3
11/6	SAINT FRANCIS U *	W	2-0

# Wisconsin-Green Bay Tournament (@ Green Bay)  
 \* Northeast Conference contest

**2009**

**Record: 3-13-3 (3-4-3 NEC, 7th)**  
**Head Coach: Bill Denniston**

9/1	PITTSBURGH	L	1-3
9/4	vs. UC-Davis #	L	0-3
9/6	@ UNLV #	L	2-7
9/11	LA SALLE	L	0-4
9/13	GREEN BAY	L	0-2
9/18	@ Niagara	L	1-5
9/20	@ Canisius	L	1-4
9/23	DUQUESNE	L	0-1
9/25	BUFFALO	L	0-2
10/2	@ Quinnipiac *	T	0-0 2OT
10/4	@ Central Conn. State *	L	2-3
10/9	SACRED HEART *	W	1-0
10/11	FAIRLEIGH DICKINSON *	T	0-0 2OT
10/16	@ LIU Brooklyn *	W	2-1 2OT
10/18	@ St. Francis Brooklyn *	L	0-1
10/23	#7 MONMOUTH *	L	0-1
10/25	MOUNT ST. MARY'S *	T	0-0 2OT
11/1	BRYANT *	L	1-2 2OT
11/6	@ Saint Francis U *	W	1-0

# UNLV Tournament (@ UNLV)  
 \* Northeast Conference contest

**2008**

**Record: 2-14-3 (0-7-2 NEC, 10th)**  
**Head Coach: Bill Denniston**

8/29	RIDER #	L	1-2
8/31	ALBANY #	L	0-1
9/7	@ Pittsburgh &	L	0-3
9/12	vs. Western Michigan &	W	2-1
9/14	BRYANT	T	0-0 2OT
9/19	vs. Butler %	L	0-3
9/21	@ Dayton %	L	0-5
9/26	@ Duquesne	L	0-1 OT
9/28	CANISIUS	W	3-0
10/3	NIAGARA	L	2-3 OT
10/10	@ Mount St. Mary's *	L	0-6
10/12	@ Monmouth *	T	2-2 2OT
10/17	ST. FRANCIS BROOKLYN *	L	2-3
10/19	LIU BROOKLYN *	L	0-2
10/24	@ Sacred Heart *	L	0-1
10/26	@ Fairleigh Dickinson *	L	0-1
10/31	QUINNIPIAC *	T	1-1 2OT
11/2	CENTRAL CONNECTICUT *	L	0-1
11/9	SAINT FRANCIS U *	L	0-3

# Robert Morris Invitational (@ Robert Morris)  
 & University of Pittsburgh Tournament (@ Pittsburgh)  
 % University of Dayton Tournament (@ Dayton)  
 \* Northeast Conference contest

**2007**

**Record: 7-7-4 (2-4-3 NEC, 1-6th)**  
**Head Coach: Bill Denniston**

8/31	DUQUESNE	W	2-0
9/2	@ Canisius	W	2-1
9/4	PITTSBURGH	W	3-1
9/7	vs. Binghamton #	L	0-1
9/9	vs. Wright State #	W	1-0
9/14	vs. #22 Furman &	L	0-1
9/16	@ Wofford &	W	2-1
9/22	WEST VIRGINIA WESLEYAN	T	0-0 2OT
9/30	@ Niagara	L	3-4
10/5	@ LIU Brooklyn *	T	1-1 2OT
10/7	@ St. Francis Brooklyn *	L	2-3
10/12	SACRED HEART *	W	2-0
10/14	FAIRLEIGH DICKINSON *	L	0-1
10/19	@ Quinnipiac *	T	1-1 2OT
10/21	@ Central Connecticut *	L	1-2
10/28	@ Saint Francis U *	L	1-3
11/2	MONMOUTH *	W	2-1 2OT
11/4	MOUNT ST. MARY'S *	T	3-3 2OT

# University of Pittsburgh Tournament (@ Pittsburgh)  
 & Wofford College Tournament (@ Wofford)  
 \* Northeast Conference contest

**2006**

**Record: 9-7-4 (4-2-3 NEC, 4th)**  
**Head Coach: Bill Denniston**

8/25	@ Cleveland State	L	0-4
8/27	MANHATTAN	W	6-1
9/1	WESTERN MICHIGAN	W	2-1
9/3	@ Duquesne	L	0-1
9/8	@ #10 Akron	L	0-1 OT
9/15	CANISIUS	T	3-3 2OT
9/17	NIAGARA	W	1-0 OT
9/22	@ Bradley #	L	0-3
9/23	vs. Missouri State #	W	1-0
9/27	@ Pittsburgh	W	4-1
10/1	SAINT FRANCIS U *	T	0-0 2OT
10/6	@ Mount St. Mary's *	T	2-2 2OT
10/8	@ Monmouth *	L	1-3
10/13	LIU BROOKLYN *	W	2-1

10/15	ST. FRANCIS BROOKLYN *	W	2-1
10/20	@ Fairleigh Dickinson *	T	0-0 2OT
10/22	@ Sacred Heart *	L	1-3
10/27	QUINNIPIAC *	W	2-1
10/29	CENTRAL CONNECTICUT *	W	1-0
11/3	@ #16 Monmouth ^	L	0-3

# Bradley Tournament (@ Bradley)  
 \* Northeast Conference contest  
 ^ Northeast Conference Tournament (@ Monmouth)

**2005**

**NCAA TOURNAMENT**  
**NEC TOURNAMENT CHAMPIONS**

**Record: 11-8-1 (5-3-1 NEC, 1-2nd)**  
**Head Coach: Bill Denniston**

9/4	AKRON	L	0-5
9/10	@ Oneonta #	W	3-1
9/11	vs. Hartwick #	L	1-3
9/14	CLEVELAND STATE	W	2-0
9/21	SAINT VINCENT	W	5-1
9/25	@ Canisius	W	4-2
9/28	@ West Virginia	L	0-3
9/30	DUQUESNE	L	0-1
10/7	SACRED HEART *	W	3-2
10/10	#14 FAIRLEIGH DICKINSON *	W	2-0
10/17	@ Central Connecticut *	L	1-4
10/18	@ Quinnipiac *	T	0-0 2OT
10/21	@ Saint Francis U *	W	2-1
10/28	MONMOUTH *	L	0-1
10/30	MOUNT ST. MARY'S *	W	2-1 OT
11/4	@ LIU Brooklyn *	L	3-4 OT
11/6	@ St. Francis Brooklyn *	W	2-1
11/11	vs. Central Connecticut ^	W	2-1
11/13	@ Monmouth ^	W	3-2 OT
11/19	@ West Virginia \$	L	0-1

# Mayor's Cup (@ Oneonta)  
 \* Northeast Conference contest  
 ^ Northeast Conference Tournament (@ Monmouth)  
 \$ NCAA Tournament

**2004**

**Record: 5-10-4 (3-3-3 NEC, 6th)**  
**Head Coach: Bill Denniston**

9/1	@ #22 Akron	L	0-1
9/4	vs. Philadelphia #	L	0-1
9/5	vs. Albany #	T	0-0 2OT
9/10	vs. Loyola (Md.) %	L	0-3
9/12	@ George Mason %	L	0-3
9/22	PITTSBURGH	W	1-0
9/26	CANISIUS	W	1-0
9/28	@ Duquesne	L	1-2
10/5	@ Cleveland State	L	1-3
10/8	CENTRAL CONNECTICUT *	T	1-1 2OT
10/10	QUINNIPIAC *	T	0-0 2OT
10/13	WEST VIRGINIA	L	1-2
10/17	SAINT FRANCIS U *	W	1-0
10/22	@ Monmouth *	T	1-1 2OT
10/24	@ Mount St. Mary's *	W	4-2
10/29	ST. FRANCIS BROOKLYN *	L	1-2 OT
10/31	LIU BROOKLYN *	L	1-3
11/5	@ Fairleigh Dickinson *	L	1-4
11/7	@ Sacred Heart *	W	2-0

# Duquesne Invitational (@ Duquesne)  
 % Comfort Inn Classic (@ George Mason)  
 \* Northeast Conference contest

Continued >

**2003**

**Record: 7-7-5 (5-2-2 NEC, 4th)**  
**Head Coach: Bill Denniston**

8/29	vs. Lafayette #	L	1-2
8/30	vs. Colgate #	T	3-3 20T
9/3	CLEVELAND STATE	L	2-3
9/7	MARSHALL	W	2-1
9/10	@ Pittsburgh	W	3-2
9/12	vs. Binghamton %	L	0-1
9/14	@ West Virginia	L	0-2
9/19	DUQUESNE	T	1-1 20T
9/26	@ St. Francis Brooklyn *	W	3-1
9/28	@ LIU Brooklyn *	L	0-1
10/3	SACRED HEART *	W	3-1
10/5	FAIRLEIGH DICKINSON *	L	1-2
10/13	SLIPPERY ROCK	T	2-2 20T
10/17	MOUNT ST. MARY'S *	W	4-0
10/19	MONMOUTH *	W	4-2
10/24	@ Quinnipiac *	W	2-1
10/26	@ Central Conn. State *	T	1-1 20T
11/8	@ St. Francis (Pa.) *	T	0-0 20T
11/14	vs. Fairleigh Dickinson ^	L	1-3

# Adidas Kickoff Classic (@ Baltimore, Md.)  
 % Contest played at Loretto, Pa.  
 \* Northeast Conference contest  
 ^ Northeast Conference Tournament (@ St. Francis (Pa.))

**2002**

**Record: 9-9-2 (6-3-1 NEC, 1-3rd)**  
**Head Coach: Bill Denniston**

8/31	BUCKNELL	L	2-3
9/4	@ Cleveland State	W	2-0
9/7	vs. Canisius #	W	4-1
9/8	@ Buffalo #	T	2-2 20T
9/11	PITTSBURGH	L	0-1
9/15	@ Marshall	L	0-2
9/20	@ Duquesne	L	0-5
9/25	WEST VIRGINIA	L	0-1
9/29	SAINT FRANCIS U *	W	3-2
10/4	@ Fairleigh Dickinson *	L	0-2
10/6	@ Monmouth *	W	2-0
10/11	@ UMBC *	L	0-2
10/13	@ Mount St. Mary's *	W	6-1
10/18	CENTRAL CONNECTICUT *	W	2-1
10/20	QUINNIPIAC *	T	0-0 20T
10/29	GENEVA	W	5-0
11/1	LIU BROOKLYN *	L	0-1
11/3	ST. FRANCIS BROOKLYN *	W	2-0
11/8	@ Sacred Heart *	W	3-2
11/15	vs. LIU Brooklyn ^	L	0-3


# Buffalo Tournament (@ Buffalo)  
 \* Northeast Conference contest  
 ^ Northeast Conference Tournament (@ UMBC)

**2001**

**NEC REGULAR SEASON CHAMPIONS**

**Record: 9-9-1 (8-2-0 NEC, 1-1st)**  
**Head Coach: Bill Denniston**

9/1	vs. Michigan #	L	1-2
9/2	@ Michigan State #	L	1-2
9/4	CLEVELAND STATE	L	0-1
9/8	@ Bucknell	L	0-1
9/18	DUQUESNE	L	1-2
9/21	FAIRLEIGH DICKINSON	W	2-1
9/24	CALIFORNIA (Pa.)	W	6-1
9/28	@ LIU Brooklyn *	L	2-3 20T
9/30	@ St. Francis Brooklyn *	W	2-1
10/5	MONMOUTH *	W	3-2



**Allan Brown**

10/7	SACRED HEART *	W	7-0
10/12	@ Quinnipiac *	W	3-1
10/14	@ Central Conn. State *	L	2-3
10/19	UMBC *	W	3-2
10/21	MOUNT ST. MARY'S *	W	3-1
10/24	@ Pittsburgh	T	0-0 20T
10/28	@ West Virginia	L	1-2 OT
11/3	@ Saint Francis U *	W	1-0
11/9	vs. LIU Brooklyn ^	L	2-3

# Radisson Soccer Classic (@ Michigan State)  
 \* Northeast Conference contest  
 ^ Northeast Conference Tournament (@ Quinnipiac)

**2000**

**Record: 7-10-2 (5-4-1 NEC, 6th)**  
**Head Coach: Bill Denniston**

9/1	@ Akron	L	0-2
9/4	BUCKNELL	W	1-0
9/8	MICHIGAN STATE	L	0-2
9/10	@ Canisius	T	1-1 OT
9/13	WEST VIRGINIA	L	1-2
9/15	@ Cleveland State	W	3-1
9/16	vs. Loyola-Chicago #	L	0-1 OT
9/19	@ Duquesne	L	0-1 OT
9/22	@ Monmouth *	W	5-2
9/24	@ Fairleigh Dickinson *	W	4-0
9/29	LIU BROOKLYN *	W	4-1
10/1	ST. FRANCIS BROOKLYN *	L	0-1
10/6	@ Sacred Heart *	W	1-0
10/10	PITTSBURGH	L	1-2
10/13	QUINNIPIAC *	L	1-5
10/15	CENTRAL CONNECTICUT *	W	1-0
10/18	@ UMBC *	L	0-5
10/22	@ Mount St. Mary's *	T	2-2 OT
10/29	SAINT FRANCIS U *	L	1-5

# Contest played at Cleveland, Ohio  
 \* Northeast Conference contest

**1999**

**Record: 6-12-2 (3-5-2 NEC, 7th)**  
**Head Coach: Bill Denniston**

9/2	NIAGARA	W	3-0
9/8	@ Bucknell	L	0-1

9/11	@ Wright State	L	1-3
9/12	@ Marshall	W	1-0
9/14	@ Penn State	L	0-3
9/17	CANISIUS	L	0-1
9/21	DUQUESNE	L	0-4
9/24	MONMOUTH *	T	2-2 OT
9/28	@ Pittsburgh	L	0-3
10/1	@ LIU Brooklyn *	L	1-2
10/2	@ Saint Francis (N.Y.) *	T	1-1 OT
10/6	@ James Madison	W	3-2
10/8	FAIRLEIGH DICKINSON *	L	0-1
10/10	SACRED HEART *	W	3-0
10/13	AMERICAN	L	1-2
10/15	@ Quinnipiac *	W	1-0
10/17	@ Central Conn. State *	W	3-1
10/22	UMBC *	L	1-3
10/24	MOUNT ST. MARY'S *	L	1-3
10/31	@ Saint Francis U *	L	1-3

\* Northeast Conference contest

**1998**

**Record: 5-14-0 (3-6-0 NEC, 7th)**  
**Head Coach: Bill Denniston**

9/5	@ Navy	L	1-3
9/6	vs. Towson	L	1-6
9/9	PITTSBURGH	L	3-7
9/15	AKRON	L	2-5
9/19	@ UMBC *	L	2-3
9/22	@ Duquesne	W	4-0
9/25	ST. FRANCIS BROOKLYN *	L	0-2
9/27	LIU BROOKLYN *	W	3-2
10/2	@ Monmouth *	L	2-4
10/4	@ Fairleigh Dickinson *	L	0-4
10/7	CLEVELAND STATE	L	1-2 OT
10/13	SAINT FRANCIS U *	W	2-0
10/16	QUINNIPIAC *	W	6-0
10/18	CENTRAL CONNECTICUT *	L	0-4
10/21	@ American	L	0-3
10/25	@ Niagara	W	2-1
10/28	@ West Virginia	L	1-2
10/31	@ Mount St. Mary's *	L	0-1 OT
11/3	JAMES MADISON	L	0-5

\* Northeast Conference contest

**1997**

**Record: 3-14-2 (1-5-0 NEC, 7th)**  
**Head Coach: Bill Denniston**

8/30	WEST VIRGINIA	W	1-0
9/2	SAINT VINCENT	L	1-2
9/5	@ Old Dominion	L	0-1
9/6	@ William & Mary	L	0-7
9/12	@ Drexel	T	1-1
9/14	@ Temple	L	0-2
9/17	DUQUESNE	T	1-1
9/19	@ Akron	L	0-4
9/21	FAIRLEIGH DICKINSON *	W	2-1
9/24	@ Cleveland State	L	1-6
9/27	ST. FRANCIS BROOKLYN *	L	0-3
10/1	@ Pittsburgh	L	0-2
10/12	@ Monmouth *	L	0-1
10/14	NIAGARA	L	1-2
10/16	@ Saint Francis U *	L	3-4
10/18	MOUNT ST. MARY'S *	L	1-3
10/26	@ LIU Brooklyn *	L	2-5
10/28	CALIFORNIA (Pa.)	W	4-2
11/1	@ James Madison	L	0-8

\* Northeast Conference contest



**Tomer Chencinski**



**Mark Bono**

**1996**

**NEC REGULAR SEASON CHAMPIONS**

Record: 12-7-1 (7-1-0 NEC, 1st)

Head Coach: John Kowalski

8/31	vs. Illinois-Chicago.....	T	2-2	OT
9/1	@ Coastal Carolina.....	L	1-2	
9/8	@ Virginia Commonwealth.....	W	1-0	
9/11	DREXEL.....	W	4-0	
9/15	LOYOLA (Md.).....	L	2-4	OT
9/18	@ Duquesne.....	L	1-2	
9/27	@ St. Francis Brooklyn *	L	0-1	
9/29	@ Marist *.....	W	2-0	
10/2	PITTSBURGH.....	L	1-2	
10/6	MONMOUTH *.....	W	2-0	
10/11	@ Mount St. Mary's *.....	W	2-1	OT
10/13	@ Fairleigh Dickinson *.....	W	1-0	
10/16	SAINT FRANCIS U *.....	W	3-1	
10/19	RIDER *.....	W	2-1	
10/20	@ Maryland.....	L	0-5	
10/23	@ West Virginia.....	W	3-2	
10/29	AKRON.....	W	1-0	OT
11/2	LIU BROOKLYN *.....	W	4-0	
11/8	MOUNT ST. MARY'S ^.....	W	4-2	
11/10	ST. FRANCIS BROOKLYN ^.....	L	1-2	

\* Northeast Conference contest

^ Northeast Conference Tournament (@ Robert Morris)

**1995**

**NEC REGULAR SEASON CHAMPIONS**

Record: 14-4-0 (8-0-0 NEC, 1st)

Head Coach: John Kowalski

9/2	@ Pittsburgh.....	W	4-0	
9/3	@ Buffalo.....	W	1-0	
9/9	MARIST *.....	W	7-0	
9/13	WEST VIRGINIA.....	W	6-2	
9/17	FAIRLEIGH DICKINSON*.....	W	3-2	
9/20	@ North Carolina State.....	L	2-3	OT
9/23	@ American.....	W	4-1	
9/29	ST. FRANCIS BROOKLYN *.....	W	3-0	
10/1	MOUNT ST. MARY'S *.....	W	1-0	
10/8	@ Monmouth *.....	W	6-1	
10/10	DUQUESNE.....	W	1-0	
10/17	@ Saint Francis U *.....	W	3-2	OT
10/20	@ LIU Brooklyn *.....	W	4-1	
10/22	@ Rider *.....	W	4-3	
10/25	@ Virginia.....	L	0-3	
10/28	JAMES MADISON.....	W	4-1	
10/29	@ Akron.....	L	0-1	
11/3	MONMOUTH ^.....	L	4-3	

\* Northeast Conference contest

^ Northeast Conference Tournament (@ Robert Morris)

**1994**

**NCAA TOURNAMENT**

**NEC TOURNAMENT CHAMPIONS**

**NEC REGULAR SEASON CHAMPIONS**

Record: 15-7-1 (7-0-1 NEC, 1st)

Head Coach: John Kowalski

9/3	@ George Washington.....	W	5-2	OT
9/9	@ St. Francis Brooklyn *.....	W	1-0	
9/11	@ Marist *.....	W	3-1	
9/14	MIAMI (Ohio).....	W	2-1	OT
9/17	@ Fairleigh Dickinson *.....	W	3-2	
9/21	PITTSBURGH.....	W	3-2	
9/23	@ William & Mary.....	L	0-2	
9/25	@ Old Dominion.....	L	0-5	
9/28	@ Marshall.....	W	4-1	
10/1	@ Mount St. Mary's *.....	T	0-0	OT
10/2	@ Radford.....	W	2-1	OT
10/5	@ West Virginia.....	L	2-3	
10/8	MONMOUTH *.....	W	2-1	
10/15	RIDER *.....	W	4-1	
10/16	@ Akron.....	L	0-4	
10/19	SAINT FRANCIS U *.....	W	9-0	
10/22	LIU BROOKLYN *.....	W	2-1	
10/25	@ James Madison.....	L	0-1	
10/30	@ Maryland.....	L	0-1	
11/4	LIU BROOKLYN ^.....	W	4-1	
11/6	MOUNT ST. MARY'S ^.....	W	2-0	OT
11/12	LAFAYETTE \$.....	W	1-0	
11/18	@ #13 Penn State \$.....	L	0-3	

\* Northeast Conference contest

^ Northeast Conference Tournament (@ Robert Morris)

\$ NCAA Tournament

**1993**

**NCAA TOURNAMENT**

**NEC TOURNAMENT CHAMPIONS**

Record: 14-7-1 (5-3-0 NEC, 1-3rd)

Head Coach: John Kowalski

9/28	MARSHALL.....	W	3-1	
9/8	@ Buffalo.....	T	1-1	OT
9/11	MARIST *.....	W	2-0	
9/12	RADFORD.....	W	4-0	
9/15	WEST VIRGINIA.....	W	3-1	
9/17	@ Cleveland State.....	L	0-2	
9/19	FAIRLEIGH DICKINSON *.....	L	0-1	
9/25	ST. FRANCIS BROOKLYN *.....	W	4-0	
9/26	@ Kentucky.....	L	0-1	
10/3	MOUNT ST. MARY'S *.....	W	2-1	
10/9	@ Monmouth *.....	W	3-0	
10/14	@ #25 Miami (Ohio).....	W	1-0	
10/16	NIAGARA.....	W	11-2	
10/19	CANISIUS.....	W	11-0	
10/20	@ Saint Francis U *.....	L	2-3	
10/23	@ Rider *.....	W	4-1	
10/25	@ LIU Brooklyn *.....	L	0-1	OT
10/31	@ Wake Forest.....	W	1-0	
11/2	PITTSBURGH.....	L	0-1	OT
11/6	vs. Monmouth ^.....	W	3-2	
11/7	vs. LIU Brooklyn ^.....	W	2-0	OT
11/14	@ #11 Penn State \$.....	L	0-3	

\* Northeast Conference contest

^ Northeast Conference Tournament (@ Fairleigh Dickinson)

\$ NCAA Tournament

**1992**

**NEC REGULAR SEASON CHAMPIONS**

Record: 11-8-2 (6-1-1 NEC, 1st)

Head Coach: John Kowalski

9/5	@ Lehigh.....	W	2-1	OT
9/6	vs. Villanova.....	L	0-3	
9/11	@ Marist *.....	T	1-1	OT
9/13	@ St. Francis Brooklyn *.....	L	1-3	
9/16	@ Marshall.....	W	3-1	
9/19	@ Fairleigh Dickinson *.....	W	2-1	OT
9/23	GEORGE WASHINGTON.....	L	2-4	
9/27	KENTUCKY.....	W	2-1	OT
10/2	@ Duke.....	L	2-5	
10/4	@ Mount St. Mary's *.....	W	2-0	
10/7	@ West Virginia.....	L	0-4	
10/9	VIRGINIA TECH.....	T	1-1	OT
10/11	MONMOUTH *.....	W	1-0	
10/15	CLEVELAND STATE.....	W	1-0	
10/17	@ Niagara.....	W	10-0	
10/24	RIDER *.....	W	3-2	OT
10/27	LIU BROOKLYN *.....	W	2-0	
10/29	SAINT FRANCIS U *.....	W	4-3	
11/1	RADFORD.....	L	3-5	
11/3	@ Pittsburgh.....	L	0-2	
11/7	@ Fairleigh Dickinson ^.....	L	0-1	

\* Northeast Conference contest

^ Northeast Conference Tournament (@ Fairleigh Dickinson)

**1991**

Record: 8-8-3 (4-2-1 NEC, 3rd)

Head Coach: John Kowalski

9/7	@ Radford.....	W	2-1	
9/8	@ Virginia Tech.....	L	1-2	OT
9/11	@ Canisius.....	W	2-0	
9/14	MARIST *.....	W	1-0	
9/15	@ George Washington.....	L	0-4	
9/18	LA ROCHE.....	W	3-1	
9/21	FAIRLEIGH DICKINSON *.....	T	1-1	OT
9/22	MARSHALL.....	T	1-1	OT
9/28	ST. FRANCIS BROOKLYN *.....	L	1-2	
10/1	NIAGARA.....	W	8-0	
10/5	MOUNT ST. MARY'S *.....	W	2-0	OT
10/9	@ Duke.....	L	0-3	
10/12	@ Monmouth *.....	W	2-1	
10/19	@ Old Dominion.....	L	0-1	
10/23	PITTSBURGH.....	T	2-2	OT
10/26	@ Bucknell.....	L	0-1	
10/29	@ LIU Brooklyn *.....	L	0-2	
11/3	@ Saint Francis U *.....	W	1-0	
11/9	@ Monmouth ^.....	L	1-4	

\* Northeast Conference contest

^ Northeast Conference Tournament (@ Monmouth)

Home matches in ALL CAPS




# Northeast Conference Wrap-ups

## 2017 NORTHEAST CONFERENCE FINAL STANDINGS

SCHOOL	NEC	PTS.	OVERALL	PCT.	STREAK	HOME	AWAY	NEUTRAL
1. St. Francis Brooklyn *	6-0-1	19	14-5-1	.725	L1	8-1-1	6-4-0	0-0-0
2. LIU Brooklyn *	4-2-1	13	6-9-3	.417	L1	3-5-0	2-4-3	1-0-0
3. Fairleigh Dickinson *	3-2-2	11	10-5-3	.639	L1	3-3-2	7-1-1	0-1-0
4. Robert Morris *	3-3-1	10	4-11-3	.306	L2	2-3-3	2-6-0	0-2-0
5. Saint Francis U	3-4-0	9	10-8-0	.556	W2	6-2-0	3-6-0	1-0-0
6. Central Connecticut	2-3-2	8	5-8-4	.412	T1	1-6-1	2-2-3	2-0-0
Bryant	2-3-2	8	2-10-3	.233	T1	2-2-1	0-8-2	0-0-0
8. Sacred Heart	0-6-1	1	3-14-1	.194	L6	3-5-0	0-9-1	0-0-0

\* Clinched NEC Tournament Berth



Keane McIvor



## NEC CHAMPIONSHIP

St. Francis Brooklyn,  
Brooklyn Bridge Park in Brooklyn Heights, N.Y.

### Semifinals – Nov. 10, 2017

- #2 LIU Brooklyn 4
- #3 Fairleigh Dickinson 0

- #1 St. Francis Brooklyn 3
- #4 Robert Morris 0

### Championship – Nov. 12, 2017

- #1 St. Francis Brooklyn 5
- #2 LIU Brooklyn 0

\* \* \*

### NEC Tournament MVP

Ali Tounkara, Jr., F, SFBK

## 2017 NORTHEAST CONFERENCE MEN'S SOCCER AWARD WINNERS

### NEC Player of the Year

Rasmus Hansen, Jr., M, LIU Brooklyn

### NEC Defensive Player of the Year

Faouzi Taieb, So., D, St. Francis Brooklyn

### NEC Rookie of the Year

Jacob Labovitz, Fr., F, Fairleigh Dickinson

### NEC Coaching Staff of the Year

Tom Giovatto & St. Francis Brooklyn staff

## 2017 NORTHEAST CONFERENCE MEN'S SOCCER FIRST TEAM ALL-CONFERENCE

Mario Mastrangelo, Jr., F, Saint Francis U  
**Bayley Winkel, Sr., F, Robert Morris**  
 Andres Muriel Albino, So., M, Central Connecticut  
 Dominick Falanga, Sr., M, St. Francis Brooklyn  
 Rasmus Hansen, Jr., M, LIU Brooklyn  
 Troye Kiernan, Sr., M, Saint Francis U  
 Ahu Obhakhian, R-Jr., M, Fairleigh Dickinson  
 Collyns Laokandi, Sr., D, St. Francis Brooklyn  
 Filip Nordström, Jr., D, LIU Brooklyn  
 Faouzi Taieb, So., D, St. Francis Brooklyn  
 Roberto Bazzichetto, Sr., GK, St. Francis Brooklyn

## 2017 NORTHEAST CONFERENCE MEN'S SOCCER SECOND TEAM ALL-CONFERENCE

Louis Beddouri, Jr., F, Central Connecticut  
 Jacob Labovitz, Fr., F, Fairleigh Dickinson  
 Naeem Charles, R-Sr., M, LIU Brooklyn  
 Federico Curbelo, Sr., M, St. Francis Brooklyn  
 Daniel Lasarte, R-So., M, Fairleigh Dickinson  
**Keane McIvor, Sr., M, Robert Morris**  
 Ryan Taylor, Sr., M, Central Connecticut  
 Leo Folla, Sr., D, St. Francis Brooklyn  
 Kaelon Fox, Sr., D, Saint Francis U  
 Jamie Leddy, Sr., D, Fairleigh Dickinson  
 Nick Stewart, Sr., GK, Bryant

## 2017 NORTHEAST CONFERENCE MEN'S SOCCER ALL-ROOKIE TEAM

Matteo Caribotti, So., F, St. Francis Brooklyn  
 Sean Gannon, Fr., M, Central Connecticut  
 Sami Gliguem, Jr., M, St. Francis Brooklyn  
 Erik Johansson, Fr., D, LIU Brooklyn  
 Jacob Labovitz, Fr., F, Fairleigh Dickinson  
 Filippo Pirola, Fr., D, Central Connecticut  
 Lucas Rosa, Fr., M, Saint Francis U  
 Anthony Sciola, Fr., GK, LIU Brooklyn  
 Ali Tounkara, Jr., F, St. Francis Brooklyn  
 Jahmali White, Fr., GK, Fairleigh Dickinson



Bayley Winkel

## 2016 NORTHEAST CONFERENCE FINAL STANDINGS

SCHOOL	NEC	PTS.	OVERALL	PCT.	STREAK	HOME	AWAY	NEUTRAL
1. St. Francis Brooklyn *	6-0-1	19	12-5-3	.675	L1	8-2-1	4-3-2	0-0-0
2. Saint Francis U *	4-1-2	14	12-6-2	.650	L1	5-1-0	6-4-2	1-1-0
3. LIU Brooklyn *	4-2-1	13	10-6-2	.611	L2	6-0-0	3-5-2	1-1-0
4. Bryant	2-2-3	9	3-10-3	.281	W1	2-4-3	1-6-0	0-0-0
Sacred Heart *	3-4-0	9	5-11-2	.333	L1	3-5-1	2-5-1	0-1-0
6. Fairleigh Dickinson	1-3-3	6	3-11-3	.265	L3	3-5-2	0-5-1	0-1-0
<b>7. Robert Morris</b>	<b>1-5-1</b>	<b>4</b>	<b>4-11-2</b>	<b>.294</b>	<b>L2</b>	<b>2-8-0</b>	<b>2-3-2</b>	<b>0-0-0</b>
Central Connecticut	1-5-1	4	2-12-3	.206	L3	2-5-2	0-7-1	0-0-0

\* Clinched NEC Tournament berth

### NEC CHAMPIONSHIP

*St. Francis Brooklyn, Brooklyn Bridge Park in Brooklyn Heights, N.Y.*

#### Semifinals – Nov. 11, 2016

#2 Saint Francis U 1, #3 LIU Brooklyn 0  
#1 St. Francis Brooklyn 1, #4 Sacred Heart 0

#### Championship – Nov. 13, 2016

#1 St. Francis Brooklyn 1, #2 Saint Francis U 0 (F/20T)

### NEC POSTSEASON AWARDS

**NEC Player of the Year** – Simen Hestnes, LIU

**NEC Defensive Player of the Year** – Collins Laokandi, SFNY

**NEC Rookie of the Year** – Fouzi Taieb, SFNY • **NEC Coach of the Year** – Tom Giovatto, SFNY

#### ALL-NEC FIRST TEAM

Rasmus Hansen, LIU • Shaquille Sanchez, Sacred Heart • Naeem Charles, LIU  
Simen Hestnes, LIU • Salvatore Barone, SFNY • Dominick Falanga, SFNY  
Pedro Neto, SFU • Collins Laokandi, SFNY • Francis de Vries, SFU  
Jack Webber, SFU • Roberto Bazzichetto, SFNY

#### ALL-NEC SECOND TEAM

Romario Guscott, LIU • Yussuf Olajide, SFNY • Andres Muriel Albino, CCSU  
Giuseppe Barone, LIU • **Keane McIvor, RMU** • Fabian Suele, SFNY  
Troye Kiernan, SFU • Charlie Booth, BRY • Julian Linke, SHU  
Eric Wahlin, LIU • Nick Velleca, CCSU

\* \* \*

## 2015 NORTHEAST CONFERENCE FINAL STANDINGS

SCHOOL	NEC	PTS.	OVERALL	PCT.	STREAK	HOME	AWAY	NEUTRAL
1. LIU Brooklyn *	7-0	21	11-5-5	.643	T3	7-1-4	4-4-1	0-0-0
2. Saint Francis U *	5-2	15	11-5-4	.650	T1	8-1-1	2-3-3	1-1-0
<b>3. Robert Morris *</b>	<b>4-2-1</b>	<b>13</b>	<b>10-8-1</b>	<b>.553</b>	<b>L2</b>	<b>5-2-1</b>	<b>4-5-0</b>	<b>1-1-0</b>
4. St. Francis Brooklyn *	3-2-2	11	10-3-5	.694	T1	7-1-1	3-2-4	0-0-0
5. Central Connecticut	3-4	9	6-9-2	.412	W2	2-5-1	4-3-1	0-1-0
6. Bryant	1-3-3	6	3-8-5	.344	L1	3-2-3	0-6-2	0-0-0
7. Sacred Heart	1-6	3	2-12-1	.167	W1	2-3-0	0-9-1	0-0-0
8. Fairleigh Dickinson	0-5-2	2	2-12-3	.206	L1	1-4-2	1-8-1	0-0-0

\* Clinched NEC Tournament berth

### NEC CHAMPIONSHIP

*LIU Brooklyn, Brooklyn N.Y.*

#### Semifinals – Nov. 13

**Saint Francis U 2, Robert Morris 1**

LIU Brooklyn 1, St. Francis Brooklyn 1 (LIU 4-3 in PKs)

#### Championship – Nov. 15

LIU Brooklyn 2, Saint Francis U 2 (LIU 3-1 in PKs)

### NEC POSTSEASON AWARDS

**Player of the Year** – Neco Brett, RMU • **Defensive Player of the Year** – Francis De Vries, SFU  
**Rookie of the Year** – Rasmus Hansen, LIU • **Coach of the Year** – T.J. Kostecky, LIU

#### ALL-NEC FIRST TEAM

**Neco Brett, RMU** • Mario Mastrangelo, SFU • Simen Hestnes, LIU • Rasmus Hansen, LIU  
Vincent Bezecourt, SFNY • Harry Odell, SFNY • Pablo Medina, SFU • Tanner Sica, LIU  
Francis de Vries, SFU • Cyril Coisne, SFNY • Jack Binks, SFNY

#### ALL-NEC SECOND TEAM

Ryan Taylor, CCSU • Louis Beddouri, CCSU • Brett Larocque, BRY • Zach Zurita, CCSU  
Christian Dietrich, FDU • **Lucas Puntillo, RMU** • **Keane McIvor, RMU** • Ben Knight, CCSU  
**Bennett Jul, RMU** • Paul Galimi, SFNY • Logan Keys, LIU

## 2014 NORTHEAST CONFERENCE FINAL STANDINGS

SCHOOL	NEC	PTS.	OVERALL	PCT.	STREAK	HOME	AWAY	NEUTRAL
1. Saint Francis U *	6-1	18	13-6-1	.675	L1	8-2-0	5-4-1	0-0-0
2. Bryant *	5-0-2	17	9-5-3	.618	L1	6-1-2	3-3-1	0-1-0
3. St. Francis Brooklyn *	4-1-2	14	11-6-4	.619	L1	6-1-0	4-4-4	1-1-0
4. LIU Brooklyn *	4-3	12	5-12	.294	L2	3-4	2-8	0-0
<b>5. Robert Morris</b>	<b>2-4-1</b>	<b>7</b>	<b>7-9-2</b>	<b>.444</b>	<b>L1</b>	<b>3-4-2</b>	<b>4-4-0</b>	<b>0-1-0</b>
Fairleigh Dickinson	2-4-1	7	4-12-2	.278	W1	3-4-0	1-8-2	0-0-0
7. Central Connecticut	1-5-1	4	5-10-2	.353	L4	3-2-1	2-8-1	0-0-0
8. Sacred Heart	0-6-1	1	0-16-2	.056	L5	0-7-1	0-9-1	0-0-0

\* Clinched NEC Tournament berth

### NEC CHAMPIONSHIP

*Saint Francis University – Loretto, Pa.*

#### Semifinals – Nov. 14

Saint Francis U 1, LIU Brooklyn 0 • St. Francis Brooklyn 2, Bryant 0

#### Championship – Nov. 16

St. Francis Brooklyn 2, Saint Francis U 0 (OT)

### NEC POSTSEASON AWARDS

**Player of the Year** – Neco Brett, RMU • **Defensive Player of the Year** – Francis De Vries, SFU  
**Rookie of the Year** – Filosmar Cordiero, CCSU • **Coach of the Year** – Michael Casper, SFU

#### ALL-NEC FIRST TEAM

**Neco Brett, RMU** • Brice Merwine, LIU • Ryan Byers, SFU • Keir Hannity, CCSU  
Brett Larocque, BRY • Pablo Medina, SFU • **Speedy Williams, RMU** • Francis De Vries, SFU  
Mitch Kavlick, SFU • Ricky Milano, SFC • Jack Binks, SFC

#### ALL-NEC SECOND TEAM

John Makaya, SFC • Connor Norat, BRY • Zach Zurita, CCSU • Vincent Bezecourt, SFC  
Andy Cormack, SFC • Christian Dietrich, FDU • Conner Rezende, SFU • Tony Flaim, BRY  
Shane Murphy, BRY • Tanner Sica, LIU • Chris Knaub, BRY

\* \* \*

## 2013 NORTHEAST CONFERENCE FINAL STANDINGS

SCHOOL	NEC	PTS.	OVERALL	PCT.	STREAK	HOME	AWAY	NEUTRAL
1. Central Connecticut *	6-1	18	9-9-1	.500	L2	5-4-0	4-5-1	0-0-0
2. Saint Francis U *	4-2-1	13	11-4-4	.684	T1	5-1-2	6-3-1	0-0-1
Bryant *	4-2-1	13	7-9-2	.444	L1	4-2-0	3-6-1	0-1-1
4. St. Francis Brooklyn *	4-3	12	12-6-1	.658	L1	4-1-1	7-5-0	1-0-0
5. Fairleigh Dickinson	2-4-1	7	9-8-1	.528	L2	6-1-0	2-7-1	1-0-0
LIU Brooklyn	2-4-1	7	5-10-2	.353	L3	3-3-2	2-7-0	0-0-0
<b>7. Robert Morris</b>	<b>2-5</b>	<b>6</b>	<b>8-8-2</b>	<b>.500</b>	<b>L2</b>	<b>7-1-0</b>	<b>1-7-1</b>	<b>0-0-1</b>
Sacred Heart	2-5	6	5-13-0	.278	W1	3-5-0	2-8-0	0-0-0

\* Clinched NEC Tournament berth

### NEC CHAMPIONSHIP

*Central Connecticut – New Britain, Conn.*

#### Semifinals – Nov. 15

St. Francis Brooklyn 2, Central Connecticut 0 • Bryant 2, Saint Francis U 2 (PK – BRY, 3-0)

#### Championship – Nov. 17

St. Francis Brooklyn 3, Bryant 2 (OT)

### NEC POSTSEASON AWARDS

**Player of the Year** – Neco Brett, RMU • **Defensive Player of the Year** – Nicholas Walker, FDU  
**Rookie of the Year** – Conor Qualter, CCSU • **Coach of the Year** – Shaun Green, CCSU

#### ALL-NEC FIRST TEAM

**Neco Brett, RMU** • Kevin Correa, SFNY • Nick Kolarac, SFU • **Miro Cabrilo, RMU**  
**Bruce Cullen, RMU** • Anders Vest-Hansen, FDU • John Johansson, SFNY  
Conor Qualter, CCSU • Francis de Vries, SFU • Nicholas Walker, FDU • Daniel Valcicak, SFU

#### ALL-NEC SECOND TEAM

Gabriel Bagot, SFNY • Eddy Bogle, CCSU • Zach Zurita, CCSU • Bryan Causey, SFU  
Tanner Sica, LIU • Stephen Walsmsley, CCSU • **Speedy Williams, RMU**  
Andy Cormack, SFNY • Jose Gamboa, CCSU • Mitch Kavlick, SFU • Josef Abele, CCSU

Continued >

## 2012 NORTHEAST CONFERENCE FINAL STANDINGS

SCHOOL	NEC	PTS.	OVERALL	PCT.	STREAK	HOME	AWAY	NEUTRAL
1. Quinnipiac *\$	8-1-1	25	10-5-3	.639	T1	5-4-2	5-1-1	0-0-0
2. Fairleigh Dickinson *	6-1-3	21	11-6-6	.609	L1	6-1-1	5-3-2	0-2-3
3. Monmouth *	6-2-2	20	11-4-4	.684	T1	6-0-3	5-4-0	0-0-1
4. Central Connecticut #	6-3-1	19	8-8-2	.500	L2	4-2-1	3-5-1	1-1-0
5. Sacred Heart	5-5	15	9-8-0	.529	L1	6-2	3-6	0-0
Saint Francis U *	4-3-3	15	6-7-7	.475	T3	3-3-2	3-4-4	0-0-1
7. Bryant	4-5-1	13	6-8-2	.438	W1	4-3-1	2-5-1	0-0-0
8. St. Francis Brooklyn	4-6-0	12	7-10-1	.417	L2	3-3-1	4-6-0	0-1-0
<b>9. Robert Morris</b>	<b>2-7-1</b>	<b>7</b>	<b>5-12-2</b>	<b>.316</b>	<b>W1</b>	<b>3-4-2</b>	<b>2-8-0</b>	<b>0-0-0</b>
Mount St. Mary's	2-7-1	7	4-12-1	.265	T1	3-6-0	1-6-1	0-0-0
11. LIU Brooklyn	1-8-1	4	2-14-2	.167	L7	2-4-2	0-9-0	0-1-0

\* Clinched NEC Tournament berth | # Ineligible for NEC Tournament

### NEC CHAMPIONSHIP

West Haven High School – West Haven, Conn.

#### Semifinals – Nov. 9

Saint Francis U 1, Quinnipiac 1 (PK – SFPA, 4-3)  
Fairleigh Dickinson 1, Monmouth 1 (PK – FDU, 4-3)

#### Championship – Nov. 11

Saint Francis U 1, Fairleigh Dickinson 1 (PK – FDU, 6-5)

### NEC POSTSEASON AWARDS

**Player of the Year** – Reece Wilson, CCSU • **Defensive Player of the Year** – Marcello Castro, SHU  
**Rookie of the Year** – Kevin Correa, SFNY • **Coach of the Year** – Eric Da Costa, Quinnipiac

#### ALL-NEC FIRST TEAM

Reece Wilson, CCSU • Philip Surprise, QU • Kevin Correa, SFNY • Jack McVey, FDU  
Joseph Schmid, MU • Jesse Menzies, CCSU • Thomas Obasi, CCSU • Marcello Castro, SHU  
Nicholas Walker, FDU • James Price, SFPA • Alex Blackburn, MU • Daniel Valcicak, SFPA

#### ALL-NEC SECOND TEAM

Gabriel Bagot, SFNY • Zoncher Dennis, MSM • William Daniels, QU • Robbie McLarney, QU  
Adam Maabdi, SFNY • Ryan Clark, MU • Nick Kolarac, SFPA • Emmanuel Agyemang, MU  
Jeff Barrenechea, FDU • Steven Bailey, CCSU

\* \* \*

## 2011 NORTHEAST CONFERENCE FINAL STANDINGS

SCHOOL	NEC	PTS.	OVERALL	PCT.	STREAK	HOME	AWAY	NEUTRAL
1. Sacred Heart *	6-1-3	21	10-5-4	.632	L1	6-2-2	4-3-2	0-0-0
Central Connecticut *	7-3-0	21	10-8-1	.553	T1	4-2-0	5-4-0	1-2-1
Monmouth *	7-3-0	21	14-6-2	.682	L1	8-2-1	4-4-0	2-0-1
4. Fairleigh Dickinson *	6-2-2	20	11-5-3	.658	L1	5-2-1	6-2-2	0-1-0
5. Saint Francis U	6-3-1	19	10-6-2	.611	W2	7-1-0	3-5-2	0-0-0
6. St. Francis Brooklyn	5-3-2	17	10-5-3	.639	W1	5-1-2	5-3-1	0-1-0
7. Mount St. Mary's	5-4-1	16	8-7-2	.529	L1	6-1-1	2-5-1	0-1-0
8. Quinnipiac	4-6	12	6-10-0	.375	L3	5-3	1-7-0	0-0-0
9. LIU Brooklyn	3-6-1	10	5-10-3	.361	L1	2-2-1	3-7-1	0-1-1
10. Bryant	1-9-0	3	2-13-1	.156	L3	0-7-0	2-5-1	0-1-0
<b>11. Robert Morris</b>	<b>0-10-0</b>	<b>0</b>	<b>4-12-1</b>	<b>.265</b>	<b>L10</b>	<b>2-5-1</b>	<b>2-7-0</b>	<b>0-0-0</b>

\* Clinched NEC Tournament berth

### NEC CHAMPIONSHIP

Fairfield University – Hosted by Sacred Heart

#### Semifinals – Nov. 11

Fairleigh Dickinson 1, Sacred Heart 0 • Central Connecticut 1, Monmouth 1 (PK – MU, 4-2)

#### Championship – Nov. 11

Monmouth 2, Fairleigh Dickinson 1 (2OT)

### NEC POSTSEASON AWARDS

**Player of the Year** – Marcello Castro, SHU • **Defensive Player of the Year** – Marcello Castro, SHU  
**Rookie of the Year** – Zoncher Dennis, MSM • **Coach of the Year** – Shaun Green, CCSU

#### ALL-NEC FIRST TEAM

Gabriel Bagot, SFNY • Zoncher Dennis, MSM • Philip Surprise, QU • Ryan Clark, MU  
Jack McVey, FDU • Max Hamilton, MU • Thomas Obasi, CCSU • Marcello Castro, SHU  
RJ Allen, MU • Anthony Vazquez, MU • Alex Fait, SHU

#### ALL-NEC SECOND TEAM

Reece Wilson, CCSU • Chris Wheeler, MSM • Adam Maabdi, SFNY • Edwin Victor, SHU  
Kalle Sotka, MU • Steve Jakubowski, LIU • Ian Hendrie, MSM • Mamoudou Dioubate, CCSU  
Aldo Toma, SFNY • James Price, SFPA • Adam Janssen, LIU

## 2010 NORTHEAST CONFERENCE FINAL STANDINGS

SCHOOL	NEC	PTS.	OVERALL	PCT.	STREAK	HOME	AWAY	NEUTRAL
1. Monmouth *	6-0-4	22	14-2-4	.800	L1	8-2-1	5-0-3	1-0
2. Sacred Heart *	6-2-2	20	11-6-2	.632	L1	7-2	4-3-2	0-1
3. Saint Francis U *	6-3-1	19	11-7-1	.605	L1	6-0-1	3-7-0	2-0
4. Fairleigh Dickinson *	5-3-2	17	9-7-2	.556	W1	3-2-2	6-5-0	0-0
<b>Robert Morris</b>	<b>5-3-2</b>	<b>17</b>	<b>9-7-2</b>	<b>.556</b>	<b>W1</b>	<b>7-1</b>	<b>0-6-2</b>	<b>2-0</b>
6. LIU Brooklyn	4-5-1	13	7-10-1	.417	W2	6-1-1	1-7-0	0-2
Mount St. Mary's	4-5-1	13	7-10-1	.417	T1	4-4-1	3-5-0	0-1
8. St. Francis Brooklyn	3-6-1	10	5-9-3	.382	L1	3-1-1	2-7-2	0-1
Quinnipiac	3-6-1	10	4-11-2	.294	T1	4-2-2	0-9-0	0-0
10. Bryant	2-6-2	8	4-10-2	.312	L4	3-3-1	1-6-1	0-1
11. Central Connecticut	1-6-3	6	4-10-3	.324	L1	1-5-1	2-5-2	1-0

\* Clinched NEC Tournament berth

### NEC CHAMPIONSHIP

Monmouth University – West Long Branch, N.J.

#### Semifinals – Nov. 12

Monmouth 1, Fairleigh Dickinson 0 • Saint Francis U 2, Sacred Heart 1 (OT)

#### Championship – Nov. 14

Monmouth 1, Saint Francis U 0

### NEC POSTSEASON AWARDS

**Player of the Year** – Ryan Kinne, MU • **Defensive Player of the Year** – Marcello Castro, SHU  
**Rookie of the Year** – Daniel Calabretta, RMU • **Coach of the Year** – Joe Barroso, SHU

#### ALL-NEC FIRST TEAM

Patrick Fleming, SFPA • Dominic Reinold, FDU • Chris Wheeler, MSM • Ryan Clark, MU  
Eric Detzel, MSM • Steve Jakubowski, LIU • Ryan Kinne, MU • R.J. Allen, MU  
Marcello Castro, SHU • Robert Cavener, CCSU • Bryan Meredith, MU

#### ALL-NEC SECOND TEAM

Jakeem Johnson, LIU • Samson Maijani, FDU • John Sallhag, SFNY  
Max Hamilton, MU • Neil Shaffer, RMU • Tolle Staffanson, QU  
Edwin Victor, SHU • Tyler Hibbs, SFPA • Pierre Soubrier, QU  
Anthony Vazquez, MU • Toba Bolaji, RMU

\* \* \*

## 2009 NORTHEAST CONFERENCE FINAL STANDINGS

SCHOOL	NEC	PTS.	OVERALL	PCT.	STREAK	HOME	AWAY	NEUTRAL
1. Monmouth *	8-1-1	25	18-2-2	.864	L1	10-1-1	7-1-1	1-0-0
2. St. Francis Brooklyn *	7-2-1	22	10-6-2	.611	T1	5-2	4-3-1	1-1-1
3. Quinnipiac *	6-2-2	20	9-4-7	.625	L1	4-0-5	5-4-1	0-0-1
4. Fairleigh Dickinson *	6-3-1	19	9-9-1	.500	L1	4-4	5-4-1	0-1-0
5. Mount St. Mary's	5-4-1	16	6-10-1	.382	L1	3-3	3-6-1	0-1-0
6. Sacred Heart	4-5-1	13	7-8-2	.471	L1	3-5-1	4-3-1	0-0-0
<b>7. Robert Morris</b>	<b>3-4-3</b>	<b>12</b>	<b>3-13-3</b>	<b>.237</b>	<b>W1</b>	<b>1-7-2</b>	<b>2-5-1</b>	<b>0-1-0</b>
8. Bryant	3-6-1	10	5-12-1	.306	W1	3-7	2-5-1	0-0-0
9. LIU Brooklyn	3-7	9	6-12-0	.333	L3	2-6	3-6-0	1-0-0
10. Saint Francis U	2-6-2	8	6-11-2	.368	L1	2-4-1	4-6-1	0-1-0
11. Central Connecticut	1-8-1	4	6-10-1	.382	L8	3-4-1	2-6-0	1-0-0

\* Clinched NEC Tournament berth

### NEC CHAMPIONSHIP

Monmouth University – West Long Branch, NJ

#### Semifinals – Nov. 13

Monmouth 2, Fairleigh Dickinson 0 • Quinnipiac 1, St. Francis 1 (PK – QU, 4-3)

#### Championship – Nov. 15

Monmouth 2, Quinnipiac 1

### NEC POSTSEASON AWARDS

**Player of the Year** – Ryan Kinne, MU • **Defensive Player of the Year** – Daniel Bostock, MU  
**Rookie of the Year** – Dominic Reinold, FDU • **Coach of the Year** – Robert McCourt, MU

#### ALL-NEC FIRST TEAM

Dominic Reinold, FDU • Ryan Kinne, MU • Chris Wheeler, MSM • Robert Cavener, CCSU  
Paul King, FDU • Ryan Clark, MU • Semso Nikocecic, SFNY • Daniel Bostock, MU  
Pierre Soubrier, QU • Anthony Matos, SFNY • Frederick Hall, QU

#### ALL-NEC SECOND TEAM

Jakeem Johnson, LIU • Philip Surprise, QU • John Sallhag, SFNY • Max Hamilton, MU  
Eric Detzel, MSM • Shane Recklet, QU • Nemanja Filimonovic, SHU • Jason Wells, FDU  
RJ Allen, MU • Javier Gonzalez, SFNY • Bryan Meredith, MU

## 2008 NORTHEAST CONFERENCE FINAL STANDINGS

SCHOOL	NEC	PTS.	OVERALL	PCT.	STREAK	HOME	AWAY	NEUTRAL
1. Monmouth *	6-1-2	20	12-3-4	.737	T1	8-1-2	4-2-2	0-0
2. Fairleigh Dickinson *	6-2-1	19	13-6-2	.667	L1	6-1-1	3-5-1	4-0
3. Quinnipiac *	5-2-2	17	10-5-4	.632	L1	5-2-2	5-2-2	0-1
4. Mount St. Mary's *	5-4	15	9-10-1	.475	L1	5-5	3-4-1	1-1
5. St. Francis Brooklyn	4-3-2	14	11-4-3	.694	T1	6-1	3-3-3	2-0
Sacred Heart	4-3-2	14	7-7-3	.500	T1	5-1-2	2-6-1	0-0
7. Central Connecticut	3-5-1	10	9-7-2	.556	L1	5-3-1	4-4-1	0-0
LIU Brooklyn	3-5-1	10	8-9-1	.472	L2	4-4-1	4-5	0-0
9. Saint Francis U	2-6-1	7	5-11-2	.333	W1	3-3	2-6-2	0-2
<b>10. Robert Morris</b>	<b>0-7-2</b>	<b>2</b>	<b>2-14-3</b>	<b>.184</b>	<b>L2</b>	<b>1-7-1</b>	<b>0-6-1</b>	<b>1-1-1</b>

\* Clinched NEC Tournament berth

### NEC CHAMPIONSHIP

Monmouth University – Great Lawn

#### Semifinals – Nov. 14

Mount St. Mary's 0, Monmouth 0 (PK - 3-2) • Fairleigh Dickinson 2, Quinnipiac 0

#### Championship – Nov. 16

Fairleigh Dickinson 7, Mount St. Mary's 2

### NEC POSTSEASON AWARDS

**Player of the Year** – Graciano Brito, QU • **Defensive Player of the Year** – Angelo Amato, MU  
**Rookie of the Year** – Chris Wheeler, MSM • **Coach of the Year** – Rob Ryerson, MSM

#### ALL-NEC FIRST TEAM

Graciano Brito, QU • Samson Malijani, FDU • John Sallhag, SFNY  
 Vinnie Berry, MSM • Ryan Kinne, MU • Yan Klukowski, CCSU  
 Semso Nikocecic, SFNY • Daniel Bostock, MU • David Tyrie, CCSU  
 Angelo Amato, MU • Matthew Jones, SHU

#### ALL-NEC SECOND TEAM

Jukka Lehto, LIU • Jason Tessitore, SHU • Chris Wheeler, MSM  
 Chase Barbieri, MU • Robert Cavener, CCSU • Paul King, FDU  
 Fabricio Silva, QU • Anthony Anzevui, SHU • David Backman, SHU  
 Shane Recklet, QU • Frederick Hall, QU

\* \* \*

## 2007 NORTHEAST CONFERENCE FINAL STANDINGS

SCHOOL	NEC	PTS.	OVERALL	PCT.	STREAK	HOME	AWAY	NEUTRAL
1. Monmouth *	7-2	21	12-5-2	.684	L1	8-3-1	4-1-1	0-1
2. Saint Francis U *	6-2-1	19	9-9-2	.500	L1	3-3-1	4-4-1	2-2
3. Sacred Heart *	6-3	18	10-8-1	.553	L1	4-2	6-4-1	0-2
4. Central Connecticut *	4-3-2	14	10-9-3	.523	L1	2-3-1	6-5-2	2-1
5. Quinnipiac	3-2-4	13	9-3-5	.676	L1	2-1-5	6-2	1-0
<b>6. Robert Morris</b>	<b>2-4-3</b>	<b>9</b>	<b>7-7-4</b>	<b>.500</b>	<b>T1</b>	<b>4-1-2</b>	<b>2-4-2</b>	<b>1-2</b>
LIU Brooklyn	2-4-3	9	5-8-4	.412	W1	1-3-2	4-5-2	0-0
8. St. Francis Brooklyn	2-5-2	8	4-9-5	.361	W1	2-4-2	0-5-3	2-0
Fairleigh Dickinson	2-5-2	8	4-10-3	.324	L2	2-3-1	1-6-2	1-1
10. Mount St. Mary's	2-6-1	7	4-11-2	.294	T1	3-3-1	1-8-1	0-0

\* Clinched NEC Tournament berth

### NEC CHAMPIONSHIP

Monmouth University – West Long Branch, NJ

#### Semifinals – Nov. 16

Central Connecticut 1, Monmouth 0 • Saint Francis U 3, Sacred Heart 0

#### Championship – Nov. 18

Central Connecticut 1, Saint Francis U 0

### NEC POSTSEASON AWARDS

**Player of the Year** – Graciano Brito, QU • **Defensive Player of the Year** – David Tyrie, CCSU  
**Rookie of the Year** – John Sallhag, SFNY • **Coach of the Year** – Rob McCourt, MU

#### ALL-NEC FIRST TEAM

Graciano Brito, QU • Samson Malijani, FDU • Jacek Przednowek, RMU • Michael Millar, MU  
 Semso Nikocecic, SFNY • Danilo Schiavon, QU • Ryan Zabinski, RMU • David Backman, SHU  
 Bryan Maguire, SFPA • David Tyrie, CCSU • Matthew Jones, SHU

#### ALL-NEC SECOND TEAM

Tom Gray, MU • Yan Klukowski, CCSU • John Sallhag, SFNY • Vinnie Berry, MSM  
 Jarron Brooks, SFPA • Luke Gagliardi, SHU • Ross McGibney, QU • Angelo Amato, MU  
 Daniel Bostock, MU • Bryce Luetzen, SFPA • Frederick Hall, QU

## 2006 NORTHEAST CONFERENCE FINAL STANDINGS

SCHOOL	NEC	PTS.	OVERALL	PCT.	STREAK	HOME	AWAY	NEUTRAL
1. Monmouth *	7-0-2	23	14-4-3	.738	L1	7-0-2	7-3-1	0-1
2. Fairleigh Dickinson *	6-1-2	20	9-5-4	.611	L2	6-1-2	2-3-2	1-1
Saint Francis U *	6-1-2	20	10-7-3	.575	L1	4-2	3-5-2	3-0-1
<b>4. Robert Morris *</b>	<b>4-2-3</b>	<b>15</b>	<b>9-7-4</b>	<b>.550</b>	<b>L1</b>	<b>7-0-2</b>	<b>1-7-2</b>	<b>1-0</b>
5. Mount St. Mary's	2-4-3	9	4-9-4	.353	W2	3-3-1	1-6-3	0-0
Sacred Heart	3-6	9	7-10-1	.417	L3	4-2	2-8-1	1-0
7. LIU Brooklyn	2-5-2	8	4-11-2	.294	W1	3-2-2	0-7	1-2
St. Francis Brooklyn	2-5-2	8	2-13-2	.176	L2	1-4-2	1-8	0-1
9. Central Connecticut	2-6-1	7	6-8-2	.438	L2	4-3	2-4-2	0-1
10. Quinnipiac	1-5-3	6	1-12-4	.176	L4	1-6-1	0-6-3	0-0

\* Clinched NEC Tournament berth

### NEC CHAMPIONSHIP

Monmouth University – West Long Branch, NJ

#### Semifinals – Nov. 3

Monmouth 3, Robert Morris 0 • Saint Francis U 1, Fairleigh Dickinson 0

#### Championship – Nov. 5

Monmouth 1, Saint Francis U 0

### NEC POSTSEASON AWARDS

**Player of the Year** – Steven Holloway, MU • **Defensive Player of the Year** – Hugh MacDonald, MU  
**Rookie of the Year** – Samson Malijani, FDU • **Coach of the Year** – Rob McCourt, MU

#### ALL-NEC FIRST TEAM

Tom Gray, MU • Alex Harrison, CCSU • Steven Holloway, MU • Frank Aleosci, LIU  
 Alejandro Bedoya, FDU • Yan Klukowski, CCSU • Ryan Zabinski, RMU  
 Hugh MacDonald, MU • Donny Mayard, FDU • David Tyrie, CCSU • Daniel Schenkel, MU

#### ALL-NEC SECOND TEAM

Samson Malijani, FDU • Jacek Przednowek, RMU  
 Scott Thompson, SFPA • Vinnie Berry, MSM • Aaron Clapham, SFPA  
 Jason Pelletier, RMU • Jonathan Schmid, MU • Jarron Brooks, SFPA  
 Allan Brown, RMU • Anthony Matos, SFNY • Mark Murphy, MSM

\* \* \*

## 2005 NORTHEAST CONFERENCE FINAL STANDINGS

SCHOOL	NEC	PTS.	OVERALL	PCT.	STREAK	HOME	AWAY	NEUTRAL
1. Monmouth *	6-0-3	21	10-4-6	.650	L1	7-2-3	3-1-3	0-1
<b>2. Robert Morris *</b>	<b>5-3-1</b>	<b>16</b>	<b>11-8-1</b>	<b>.575</b>	<b>L1</b>	<b>5-3</b>	<b>5-4-1</b>	<b>1-1</b>
Central Connecticut *	5-3-1	16	8-6-3	.559	L1	4-2-3	4-3	0-1
4. Sacred Heart *	4-2-3	15	7-7-4	.500	L2	3-1-2	3-6-2	1-0
Fairleigh Dickinson	5-4	15	12-5-1	.694	W2	6-1	5-4	1-0-1
6. Saint Francis U	3-3-3	12	7-6-5	.528	W1	4-1-2	3-4-3	0-1
7. LIU Brooklyn	3-5-1	10	6-9-1	.406	L1	3-4	3-4-1	0-1
Quinnipiac	3-5-1	10	6-11-1	.361	L3	5-2-1	1-8	0-1
Mount St. Mary's	3-5-1	10	4-10-3	.324	L4	4-2-1	0-7-2	0-1
10. St. Francis Brooklyn	1-8	3	4-11-2	.294	L1	2-4	2-6-2	0-1

\* Clinched NEC Tournament berth

### NEC CHAMPIONSHIP

Monmouth University – West Long Branch, NJ

#### Semifinals – Nov. 3

Monmouth 2, Sacred Heart 1 (2OT) • Robert Morris 2, Central Connecticut 2 (OT)

#### Championship – Nov. 5

Robert Morris 3, Monmouth 2 (OT)

### NEC POSTSEASON AWARDS

**Player of the Year** – Alex Harrison, CCSU • **Defensive Player of the Year** – Hugh MacDonald, MU  
**Rookie of the Year** – Yan Klukowski, CCSU • **Coach of the Year** – Rob McCourt, MU

#### ALL-NEC FIRST TEAM

Alex Harrison, CCSU • Jacek Przednowek, RMU • Jason Tessitore, SHU • Alejandro Bedoya, FDU  
 Yan Klukowski, CCSU • Howdy Long, MSM • Ryan Zabinski, RMU • Anthony Anzevui, SHU  
 Ed Hayden, MU • Hugh MacDonald, MU • Art Satterwhite, MU

#### ALL-NEC SECOND TEAM

Tom Gray, MU • Jorden Holder, CCSU • Francis Mavula, QU • Nadav Gottesman, FDU  
 Josh Merchant, LIU • Carlos Moncaleano, SFNY • Jason Pelletier, RMU • Jarron Brooks, SFPA  
 Donny Mayard, FDU • David Tyrie, CCSU • Matthew Jones, SHU

Continued >

## 2004 NORTHEAST CONFERENCE FINAL STANDINGS

SCHOOL	NEC	PTS.	OVERALL	PCT.	STREAK	HOME	AWAY	NEUTRAL
1. Fairleigh Dickinson *	7-2	21	10-8-1	.553	L1	5-2	4-4-1	1-2
2. Saint Francis U *	6-2-1	19	10-6-3	.605	T1	5-2	5-2-2	0-2-1
LIU Brooklyn *	6-2-1	19	9-7-4	.550	L1	5-2-2	4-4-1	0-1-1
4. Quinnipiac *	5-3-1	16	8-9-2	.474	L1	6-2	1-6-2	1-1
5. St. Francis Brooklyn	5-4	15	8-9-1	.472	L1	4-2	4-7	0-0-1
<b>6. Robert Morris</b>	<b>3-3-3</b>	<b>12</b>	<b>5-10-4</b>	<b>.368</b>	<b>W1</b>	<b>3-3-2</b>	<b>2-5-1</b>	<b>0-2-1</b>
7. Central Connecticut	3-5-1	10	7-7-2	.500	L1	3-2	2-5-1	2-0-1
8. Monmouth	2-4-3	9	7-8-3	.472	L1	3-2-2	3-6-1	1-0
9. Mount St. Mary's	2-6-1	7	2-12-3	.206	L4	1-5-2	1-7-1	0-0
10. Sacred Heart	0-8-1	1	1-14-1	.094	L7	1-5-1	0-8	0-1

\* Clinched NEC Tournament berth

### NEC CHAMPIONSHIP

Fairleigh Dickinson University – Teaneck, NJ

#### Semifinals – Nov. 12

Fairleigh Dickinson 1, Quinnipiac 0 • LIU Brooklyn 1, Saint Francis U 1 (PK – LIU, 7-6)

#### Championship – Nov. 14

LIU Brooklyn 1, Fairleigh Dickinson 0

### NEC POSTSEASON AWARDS

**Player of the Year** – Alex Harrison, CCSU • **Rookie of the Year** – Pino Tubito, FDU

**Coach of the Year** – B. J. Craig, SFPA

### ALL-NEC FIRST TEAM

Alex Harrison, CCSU • Mirza Rusevic, FDU • Bernie Showers, SFPA  
**Joe Di Buono, RMU** • Nadav Gottesman, FDU • Antonio Nunziata, FDU  
 Ricardo Ordain, LIU • Mathieu Savaria, FDU • Cory Shilcock-Elliott, QU  
 Jonas Stigh, LIU • Ryszard Gorski, LIU

### ALL-NEC SECOND TEAM

Jorden Holder, CCSU • Ricarti Mendes, SHU • Pino Tubito, FDU  
 Alessandro Acquista, SFNY • Lassana Camara, QU • John Carrozza, MU  
 Peter Howe, CCSU • Jarron Brooks, SFPA • Josh Couvillion, LIU  
 Ed Hayden, MU • Conor Shilcock-Elliott, QU

\* \* \*

## 2003 NORTHEAST CONFERENCE FINAL STANDINGS

SCHOOL	NEC	PTS.	OVERALL	PCT.	STREAK	HOME	AWAY	NEUTRAL
1. Fairleigh Dickinson *	7-1-1	22	14-5-1	.725	L1	4-4	7-0-1	3-1
2. Central Connecticut *	6-0-3	21	11-3-4	.722	L1	5-0-2	5-2-1	1-1-1
3. LIU Brooklyn *	6-2-1	19	9-6-4	.579	T1	5-1	4-5-3	0-0-1
<b>4. Robert Morris *</b>	<b>5-2-2</b>	<b>17</b>	<b>7-7-5</b>	<b>.500</b>	<b>L1</b>	<b>4-2-2</b>	<b>3-2-2</b>	<b>0-3-1</b>
5. Mount St. Mary's	5-3-1	16	8-7-2	.529	W2	5-1	2-4-2	1-2
6. Saint Francis U	3-5-1	10	4-12-2	.278	T1	2-4-2	2-7	0-1
7. Quinnipiac	3-6	9	5-11-1	.324	L2	3-4-1	0-7	2-0
Monmouth	3-6	9	4-11-1	.281	W1	1-7	3-4-1	0-0
9. Sacred Heart	1-5-3	6	2-9-6	.294	T1	0-2-4	1-6-2	1-1
10. St. Francis Brooklyn	0-9	0	1-14-2	.118	L1	0-6	1-8-1	0-0-1

\* Clinched NEC Tournament berth

### NEC CHAMPIONSHIP

St. Francis University – Loretto, PA

#### Semifinals – Nov. 14

Fairleigh Dickinson 3, Robert Morris 1

Central Connecticut 0, LIU Brooklyn 0 (PK – CCSU, 4-2)

#### Championship – Nov. 16

Fairleigh Dickinson 2, Central Connecticut 0

### NEC POSTSEASON AWARDS

**Player of the Year** – Johnny David, FDU • **Rookie of the Year** – Alex Harrison, CCSU

**Coach of the Year** – Shaun Green, CCSU

### ALL-NEC FIRST TEAM

**Said Ali, RMU** • Alex Harrison, CCSU • Oskar Tilly, LIU • Johnny David, FDU •  
**Jamie Dodds, RMU** • Nadav Gottesman, FDU • David Schofield, LIU • Jonas Stigh, LIU  
 Luke Strutt, MSM • Garreth Wilkinson, CCSU • Andrew Nucifora, FDU

### ALL-NEC SECOND TEAM

Kurt Borel, MSM • Antonio Nunziata, FDU • Bernie Showers, SFPA  
 Alessandro Acquista, SFNY • **Joe Di Buono, RMU**  
 John Pilkington, CCSU • Mathieu Savaria, FDU • Josh Couvillion, LIU  
 Nathan Meade, CCSU • Brian Scott, FDU • Andrew Sierman, CCSU

## 2002 NORTHEAST CONFERENCE FINAL STANDINGS

SCHOOL	NEC	PTS.	OVERALL	PCT.	STREAK	HOME	AWAY	NEUTRAL
1. LIU Brooklyn *	8-1-1	25	11-6-3	.625	L1	5-2	5-3-2	1-1-1
UMBC *	8-1-1	25	11-7-2	.600	L2	5-5-1	4-2-1	2-0
3. Fairleigh Dickinson *	5-1-4	19	11-5-7	.630	L1	5-2-2	3-2-4	3-1-1
<b>Robert Morris *</b>	<b>6-3-1</b>	<b>19</b>	<b>9-9-2</b>	<b>.500</b>	<b>L1</b>	<b>4-1-1</b>	<b>4-4-1</b>	<b>1-1</b>
5. Monmouth	5-5	15	7-11	.389	L2	3-5	4-6	0-0
6. Central Connecticut	4-5-1	13	8-6-2	.563	L1	6-3	1-3-2	1-0
7. St. Francis Brooklyn	3-5-2	11	3-11-1	.265	L1	2-1-2	1-10-1	0-0
8. Saint Francis U	3-6-1	10	6-12-11	.342	L1	2-4-1	4-6	0-2
9. Mount St. Mary's	2-5-3	9	5-10-3	.361	L5	2-5-2	2-4-1	1-1
10. Sacred Heart	2-7-1	7	2-14-2	.167	W1	2-5-1	0-7-1	0-2
11. Quinnipiac	1-8-1	4	1-14-2	.118	W1	1-5-1	0-9-1	0-0

\* Clinched NEC Tournament berth

### NEC CHAMPIONSHIP

UMBC – Baltimore, MD

#### Semifinals – Nov. 15

LIU Brooklyn 3, Robert Morris 0 • Fairleigh Dickinson 0, UMBC 0 (PK – FDU, 3-2)

#### Championship – Nov. 17

Fairleigh Dickinson 0, LIU Brooklyn 0 (2OT) (PK – FDU, 4-3)

### NEC POSTSEASON AWARDS

**Player of the Year** – Rhian Dodds, RMU • **Rookie of the Year** – Jorden Holder, CCSU

**Coach of the Year** – Pete Caringi, UMBC

### ALL-NEC FIRST TEAM

**Said Ali, RMU** • Derek McElligott, UMBC • Oskar Tilly, LIU  
 Joseph Afful, SFNY • **Rhian Dodds, RMU** • Brandon Scarfield, MSM  
 David Schofield, LIU • Taffarie Laing, FDU • Justin Nall, UMBC  
 Mathieu Savaria, FDU • Brian Rowland, UMBC

### ALL-NEC SECOND TEAM

Franco Cartiera, SHU • Jorden Holder, CCSU • Aaron Paye, FDU  
**Jamie Dodds, RMU** • Nadav Gottesman, FDU • Michael Joseph, UMBC  
 Nick Randazzo, MU • **Carlo Ciconte, RMU** • Nathan Meade, CCSU  
 Garreth Wilkinson, CCSU • Andrew Nucifora, FDU

\* \* \*

## 2001 NORTHEAST CONFERENCE FINAL STANDINGS

SCHOOL	NEC	PTS.	OVERALL	PCT.	STREAK	HOME	AWAY	NEUTRAL
1. Fairleigh Dickinson *	8-2	24	17-7	.708	L1	7-1	6-5	4-1
<b>Robert Morris *</b>	<b>8-2</b>	<b>24</b>	<b>9-9-1</b>	<b>.500</b>	<b>L1</b>	<b>6-2-1</b>	<b>3-5</b>	<b>0-2</b>
3. UMBC *	6-3-1	19	9-6-2	.588	L2	7-1-1	2-4-1	0-1
4. LIU Brooklyn *	5-2-3	18	8-7-4	.526	L1	5-0-1	2-5-2	1-2-1
5. Saint Francis U	5-4-1	16	6-10-3	.342	L2	3-3-1	3-6-1	0-1-1
6. Quinnipiac	4-5-1	13	7-9-1	.441	L2	2-5-1	3-3	2-1
7. St. Francis Brooklyn	4-6	12	5-10-3	.344	L1	2-3	2-7-1	1-0
8. Mount St. Mary's	3-5-2	11	5-10-3	.361	L2	3-2-1	1-6-1	1-2-1
9. Central Connecticut	3-6-1	10	6-9-1	.406	W1	4-4	1-5-1	1-0
10. Monmouth	2-7-1	7	4-13-1	.250	L1	3-4	1-7-1	0-2
11. Sacred Heart	1-7-2	5	3-13-2	.222	L3	2-3-2	0-9	1-1

\* Clinched NEC Tournament berth

### NEC CHAMPIONSHIP

Quinnipiac University – Hamden, CT

#### Semifinals – Nov. 9

LIU Brooklyn 3, Robert Morris 1 • Fairleigh Dickinson 2, UMBC 0

#### Championship – Nov. 11

Fairleigh Dickinson 2, LIU Brooklyn 1 (4 OT)

### NEC POSTSEASON AWARDS

**Player of the Year** – Everson Maciel, QU • **Rookie of the Year** – Derek McElligott, UMBC

**Coach of the Year** – Bill Denniston, RMU

### ALL-NEC FIRST TEAM

Everson Maciel, QU • Derek McElligott, UMBC • Aaron Paye, FDU • Johnny David, FDU  
**Jamie Dodds, RMU** • **Rhian Dodds, RMU** • P.J. Wakefield, UMBC • Joseph Afful, SFNY  
 Matt Rosenfeld, SFPA • Andy Wells, UMBC • Vytautas Lenkutis, FDU

### ALL-NEC SECOND TEAM

Franco Cartiera, SHU • Ricardo Ordain, SFNY • Oskar Tilly, LIU • Ron Azinge, SFNY  
 Ricky Brown, UMBC • James Hamilton, UMBC • David Schofield, LIU • **Shawn Kerr, RMU**  
 Lee Owler, CCSU • Jonas Stigh, LIU • **Matt Henson, RMU**

## 2000 NORTHEAST CONFERENCE FINAL STANDINGS

SCHOOL	NEC	PTS.	OVERALL	PCT.	STREAK	HOME	AWAY	NEUTRAL
1. Fairleigh Dickinson *	8-2	24	13-8-1	.614	L1	9-2	4-6	0-0-1
2. St. Francis Brooklyn *	7-2-1	22	10-6-1	.618	L1	4-2-1	6-3	0-1
3. UMBC *	7-3	21	15-5	.750	L1	9-2	5-3	1-0
4. Quinnipiac *	6-3-1	19	7-8-2	.471	L1	3-4	3-4-2	1-0
5. Mount St. Mary's	5-3-2	17	9-6-2	.588	L2	3-1-2	6-4	0-1
<b>6. Robert Morris</b>	<b>5-4-1</b>	<b>16</b>	<b>7-10-2</b>	<b>.421</b>	<b>L1</b>	<b>3-6</b>	<b>4-3-2</b>	<b>0-1</b>
Saint Francis U	5-4-1	16	5-9-3	.382	W2	3-3-1	2-6-2	0-0
8. LIU Brooklyn	3-7	9	3-14-1	.194	L2	2-5	1-8	0-1-1
9. Monmouth	2-6-2	8	5-9-3	.382	L1	3-2-2	2-7-1	0-0
10. Sacred Heart	1-7-2	5	1-12-4	.176	T1	0-6	1-5-4	0-1
11. Central Connecticut	1-9	3	1-16-1	.083	L6	0-9-1	1-6	0-1

\* Clinched NEC Tournament berth

### NEC CHAMPIONSHIP

Fairleigh Dickinson – Teaneck, NJ

#### Semifinals – Nov. 3

Fairleigh Dickinson 3, Quinnipiac 2 (OT) • UMBC 2, St. Francis Brooklyn 0

#### Championship – Nov. 5

Fairleigh Dickinson 2, UMBC 0

### NEC POSTSEASON AWARDS

**Player of the Year** – Giuliano Celenza, UMBC • **Rookie of the Year** – Dirceu Hurtado, FDU

**Coach of the Year** – Seth Roland, FDU

### ALL-NEC FIRST TEAM

Giuliano Celenza, UMBC • Dirceu Hurtado, FDU • Everson Maciel, QU

Matt Gormley, UMBC • Ignacio Pena, LIU • Agard Radoncic, SFNY

P.J. Wakefield, UMBC • Mersim Beskovic, SFNY • Juan Diego, LIU • Marcus Maurice, SFNY

### ALL-NEC SECOND TEAM

Jason DeFranco, RMU • Danny Lozano, FDU

Matt Moneymaker, MSM • Johnny David, FDU • Chris Hallat, MSM

Prince Ogodo, SFNY • Brian Romero, FDU • Bill Nelson, UMBC

Matt Rosenfeld, SFPA • Agron Sokolki, SFNY • Rob Ray, MSM

\* \* \*

## 1999 NORTHEAST CONFERENCE FINAL STANDINGS

SCHOOL	NEC	PTS.	OVERALL	PCT.	STREAK	HOME	AWAY	NEUTRAL
1. UMBC *	9-0-1	28	19-1-2	.909	L1	12-0	6-1-2	1-0
2. Mount St. Mary's *	8-1-1	25	11-7-2	.600	L1	4-1-1	5-5-1	2-1
3. Fairleigh Dickinson *	7-1-2	23	10-5-4	.632	L1	4-3-2	6-1-2	0-1
4. Monmouth *	4-3-3	15	6-8-4	.444	L1	3-6-1	3-2-3	0-0
5. St. Francis Brooklyn	4-5-1	13	5-13-2	.300	L3	3-2-1	2-10	0-1-1
6. Quinnipiac	4-6	12	7-12	.368	W2	5-3	1-9	1-0
7. LIU Brooklyn	3-5-2	11	6-9-2	.412	L1	3-1-2	3-7	0-1
<b>Robert Morris</b>	<b>3-5-2</b>	<b>11</b>	<b>6-12-2</b>	<b>.368</b>	<b>L3</b>	<b>2-6-1</b>	<b>3-5-1</b>	<b>1-1</b>
9. Saint Francis U	2-6-2	8	4-10-2	.313	W1	3-3-1	1-7-1	0-1
10. Central Connecticut	2-7-1	7	4-14-1	.237	L1	3-3	0-10-1	1-0
11. Sacred Heart	1-8-1	4	3-14-1	.194	W1	1-5-1	1-9	1-0

\* Clinched NEC Tournament berth

### NEC CHAMPIONSHIP

UMBC Soccer Stadium – Baltimore, Md.

#### Semifinals – Nov. 5

UMBC 5, Monmouth 0 • Mount St. Mary's 2, Fairleigh Dickinson 0

#### Championship – Nov. 7

UMBC 2, Mount St. Mary's 1

### NEC POSTSEASON AWARDS

**Player of the Year** – Giuliano Celenza, UMBC • **Rookie of the Year** – Niall Leper, MSM

**Coach of the Year** – Pete Caringi, UMBC

### ALL-NEC FIRST TEAM

Giuliano Celenza, UMBC • Ty Engram, UMBC • Magnus Nilsson, LIU

Matt Gormley, UMBC • Simon Hodkin, MSM • Patrick LeDuc, FDU

Agard Radoncic, SFNY • Niall Lepper, MSM • Josue Mayard, FDU

Andy Wells, UMBC • Rob Ray, MSM

### ALL-NEC SECOND TEAM

Jason DeFranco, RMU • Duncan Gladwin, MSM • Craig Lindquist, MU • Damon Albano, MU

Chris Hallat, MSM • James Hamilton, UMBX • Ignacio Pena, LIU

Juan Diego Chavarini, LIU • Scott Granville, MU • Kurt Meyers, UMBX • Andres Gomez, LIU

## 1998 NORTHEAST CONFERENCE FINAL STANDINGS

SCHOOL	NEC	PTS.	OVERALL	PCT.
1. St. Francis Brooklyn *	7-1-1	22	15-6-1	.705
Central Connecticut *	7-1-1	22	9-7-3	.552
3. Fairleigh Dickinson *	6-2-1	19	7-11-2	.400
4. UMBC *	5-2-2	17	11-7-2	.571
5. Mount St. Mary's	4-3-2	14	8-7-3	.528
6. Monmouth%	4-4-1	10	7-12-1	.375
7. Saint Francis U	3-6	9	7-13	.350
<b>Robert Morris</b>	<b>3-6</b>	<b>9</b>	<b>5-14</b>	<b>.263</b>
9. LIU Brooklyn	1-7-1	4	5-13-1	.289
Quinnipiac%	0-8-1	4	4-14-1	.237

\* Clinched NEC Tournament playoff berth

% Monmouth forfeited Sept. 23 game vs. Quinnipiac for use of ineligible player.

% Records remain same, but Quinnipiac is credited with three points.

### NEC CHAMPIONSHIP

St. Francis Brooklyn – Brooklyn Heights, N.Y.

#### Semifinals – Nov. 6

St. Francis 4, UMBC 0 • Central Connecticut 2, Fairleigh Dickinson 1 (2OT)

#### Championship – Nov. 8

St. Francis 2, Central Connecticut 0

### NEC POSTSEASON AWARDS

**Player of the Year** – Duke Shamo, SFNY • **Rookie of the Year** – Agard Radocic, SFNY

**Coach of the Year** – Sam Carrinton, SFNY

### ALL-NEC FIRST TEAM

Duke Shamo, SFNY • Dmitri Petrouniak, SFNY • Rafael Solano, LIU • Ty Engram, UMBC

Victor Awwontom, SFNY • Agard Radoncic, SFNY • Ted Lawler, UMBC • Kyle Fletcher, CCSU

Andy Wells, UMBC • Mersim Beskovic, SFNY • Adam Clementson, CCSU

### ALL-NEC SECOND TEAM

Sean Duzant, CCSU • Shiran Adiri, FDU • Kyle LeBaron, MU • Duncan Gladwin, MSM

Patrick Leduc, FDU • Brian Romero, FDU • Matt Gormley, UMBC • Kurt Meyers, UMBC

Daniel Gerard, MSM • Jared Diehl, SFPA • Michel Peters, SFNY

\* \* \*

## 1997 NORTHEAST CONFERENCE FINAL STANDINGS

SCHOOL	NEC	PTS.	OVERALL	PCT.
1. St. Francis Brooklyn *	5-1	15	14-6-1	.690
2. Fairleigh Dickinson *	4-1-1	13	10-8-2	.550
3. Monmouth *	3-2-1	10	10-7-1	.583
4. LIU Brooklyn *	3-3	9	10-10	.500
5. Mount St. Mary's	2-2-2	8	10-6-2	.611
6. Saint Francis U	1-5	3	3-15	.167
<b>Robert Morris</b>	<b>1-5</b>	<b>3</b>	<b>3-14-2</b>	<b>.211</b>

\* Clinched NEC Tournament berth

### NEC CHAMPIONSHIP

St. Francis Brooklyn – Brooklyn Heights, N.Y.

#### Semifinals

LIU Brooklyn 2, Saint Francis U 0 • Fairleigh Dickinson 1, Monmouth 0

#### Championship

LIU Brooklyn 1, Fairleigh Dickinson 0

### NEC POSTSEASON AWARDS

**Player of the Year** – Duke Shamo, SFNY

**Rookie of the Year** – Rafael Solano, LIU

### ALL-NEC TEAM

Duke Shamo, SFNY • Dmitri Petrouniak, SFNY • Rafael Solano, LIU

Kyle LeBaron, MU • Mark Southern, MSM • Simon Hodkin, MSM

Troy Mohny, SFPA • Nikos Dijapouras, SFNY

Augustus Pokoo-Aikens, SFNY • Scott Granville, MU • Andres Gomez, LIU



# Yearly Statistics

2017

## RECORD

	Overall	Home	Away	Neutral
All Games.....	4-11-3	2-3-3	2-6-0	0-2-0
Conference.....	3-3-1	1-1-1	2-2-0	0-0-0
Non-Conference.....	1-8-2	1-2-2	0-4-0	0-2-0

## GAME RESULTS

Date	Opponent	W/L	Score	Attend
Aug. 25	@ Cleveland State.....	L	1-3	282
Aug. 27	ST. BONAVENTURE.....	L	2-3 (2OT)	612
Aug. 31	@ Canisius.....	L	3-4 (OT)	265
Sept. 3	MARSHALL.....	L	1-2	106
# Sept. 8	vs. Niagara.....	L	1-2	20
# Sept. 10	vs. Fairfield.....	L	1-2	50
Sept. 16	BUCKNELL.....	T	1-1 (2OT)	231
Sept. 19	@ Pittsburgh.....	L	1-2	431
Sept. 24	DUQUESNE.....	T	1-1 (2OT)	127
Oct. 1	HOWARD.....	W	2-1	221
* Oct. 6	@ Central Connecticut.....	W	1-0	234
* Oct. 13	BRYANT.....	T	1-1 (2OT)	301
* Oct. 15	FAIRLEIGH DICKINSON.....	L	0-1	193
* Oct. 20	@ St. Francis Brooklyn.....	L	1-3	175
* Oct. 22	@ LIU Brooklyn.....	W	1-0	320
* Oct. 29	SACRED HEART.....	W	1-0 (OT)	175
* Nov. 3	@ Saint Francis U.....	L	1-4	150
^ Nov. 10	@ St. Francis Brooklyn.....	L	0-3	325

# Mayor's Cup (@ Oneonta) | \* Northeast Conference contest  
^ Northeast Conference Tournament (@ St. Francis Brooklyn)

## TEAM STATISTICS

	RMU	OPP
<b>SHOT STATISTICS</b>		
Goals - Shot Attempts.....	20-179	33-275
Goals Per Game.....	1.11	1.83
Shot Percentage.....	.112	.120
Shots on Goal - Attempts.....	78-179	131-275
SOG Percentage.....	.436	.476
Shots Per Game.....	9.9	15.3
Assists.....	22	30
<b>CORNER KICKS</b> .....	69	124
<b>PENALTY KICKS</b> .....	1-1	0-2
<b>PENALTIES</b>		
Yellow Cards.....	34	28
Red Cards.....	1	0
<b>ATTENDANCE</b>		
Total.....	1,966	2,182
Dates / Avg. Per Date.....	8/246	8/273
Neutral Site # / Avg.....	2/35	

## GOALS BY PERIOD

	1st	2nd	OT	OT2	Total
Robert Morris.....	9	10	1	0	20
Opponents.....	9	22	1	1	33

## SHOTS BY PERIOD

	1st	2nd	OT	OT2	Total
Robert Morris.....	75	94	6	4	179
Opponents.....	126	135	5	9	275

## SAVES BY PERIOD

	1st	2nd	OT	OT2	Total
Robert Morris.....	48	42	4	4	98
Opponent.....	22	33	2	1	58

## CORNER KICKS BY PERIOD

	1st	2nd	OT	OT2	Total
Robert Morris.....	29	38	1	1	69
Opponents.....	49	66	1	8	124

## FOULS BY PERIOD

	1st	2nd	OT	OT2	Total
Robert Morris.....	100	102	10	6	218
Opponents.....	113	110	8	2	233

## INDIVIDUAL STATISTICS

#	PLAYER	GP-GS	MIN	G	A	PTS	SH	SHOT%	SOG	SOG%	YC-RC	GW	PK-ATT
22	WINKEL, Bayley	18-18	1648	10	2	22	33	.303	18	.545	2-0	2	0-0
10	McIVOR, Keane	17-17	1520	2	8	12	49	.041	16	.327	5-0	1	1-1
11	SHERMAN, Zac	17-14	1113	3	1	7	19	.158	10	.526	2-1	1	0-0
6	COOPER, Jake	18-18	1642	1	5	7	17	.059	5	.294	2-0	0	0-0
23	CORIDON, Christian	14-7	465	2	1	5	6	.333	4	.667	0-0	0	0-0
12	McCURDY, Corey	17-9	856	1	2	4	7	.143	4	.571	1-0	0	0-0
9	BRUZUAL, Rafael	17-2	706	1	1	3	17	.059	8	.471	2-0	0	0-0
18	AAS RAVLUM, Roald	12-3	389	0	2	2	5	.000	3	.600	0-0	0	0-0
8	OLGUIN, Kai	17-17	1603	0	0	0	6	.000	2	.333	5-0	0	0-0
4	PEARCE, Owen	9-3	382	0	0	0	6	.000	2	.333	0-0	0	0-0
26	THOMAS, Dylan	11-6	587	0	0	0	3	.000	2	.667	2-0	0	0-0
24	CORIDON, Christopher	11-6	682	0	0	0	3	.000	1	.333	1-0	0	0-0
20	GEORGE, Mason	10-3	343	0	0	0	2	.000	0	.000	0-0	0	0-0
14	THOMAS, Eddie	16-14	1171	0	0	0	2	.000	1	.500	4-0	0	0-0
27	MOBERG, Gustaf	16-15	1186	0	0	0	1	.000	0	.000	2-0	0	0-0
17	ELAMIN, Noah	2-2	46	0	0	0	1	.000	0	.000	0-0	0	0-0
5	SKJESOL, Oeyvind	11-11	984	0	0	0	1	.000	1	1.000	2-0	0	0-0
2	GRAZIANI, Zach	5-2	251	0	0	0	1	.000	1	1.000	0-0	0	0-0
28	HORGAN, Mikey	2-0	41	0	0	0	0	.000	0	.000	0-0	0	0-0
25	COLE, Justin	1-0	10	0	0	0	0	.000	0	.000	0-0	0	0-0
21	GARCIA, Marcos	2-0	76	0	0	0	0	.000	0	.000	0-0	0	0-0
3	JULL, Bennett	13-13	1224	0	0	0	0	.000	0	.000	4-0	0	0-0
<b>Total</b>		<b>18</b>		<b>- 20</b>	<b>22</b>	<b>61</b>	<b>179</b>	<b>.112</b>	<b>78</b>	<b>.436</b>	<b>34-1</b>	<b>4</b>	<b>1-1</b>
<b>Opponents</b>		<b>18</b>		<b>- 33</b>	<b>30</b>	<b>96</b>	<b>275</b>	<b>.120</b>	<b>131</b>	<b>.476</b>	<b>28-0</b>	<b>11</b>	<b>0-2</b>

## GOALKEEPER STATISTICS

#	PLAYER	GP-GS	MIN	GA	GA AVG	SAVES	SV%	W	L	T	SHO
0	FONDI, Winter	18-18	1693:31	33	1.75	96	.744	4	10	3	3/0
TM	TEAM	0-0	0:00	0	0.00	2	1.000	0	0	0	0/0
<b>Total</b>		<b>18</b>	<b>1693:31</b>	<b>33</b>	<b>1.75</b>	<b>98</b>	<b>.748</b>	<b>4</b>	<b>10</b>	<b>3</b>	<b>3</b>
<b>Opponents</b>		<b>18</b>	<b>1693:31</b>	<b>20</b>	<b>1.06</b>	<b>58</b>	<b>.744</b>	<b>10</b>	<b>4</b>	<b>3</b>	<b>2</b>



# 2016

## RECORD

	Overall	Home	Away	Neutral
All Games.....	4-11-2	2-8-0	2-3-2	0-0-0
Conference.....	1-5-1	1-3-0	0-2-1	0-0-0
Non-Conference.....	3-6-1	1-5-0	2-1-1	0-0-0

## GAME RESULTS

Date	Opponent	W/L	Score	Attend
Aug. 26	NIAGARA.....	L	0-4	302
Aug. 28	CLEVELAND STATE.....	L	2-4	427
Sept. 4	HARTWICK.....	L	0-4	221
Sept. 11	@ St. Bonaventure.....	W	1-0	150
Sept. 13	PITTSBURGH.....	W	2-0	262
Sept. 17	@ Lehigh.....	W	2-1	307
Sept. 23	@ Duquesne.....	L	0-1	472
Sept. 25	GEORGE WASHINGTON.....	L	0-2	134
Oct. 1	@ Howard.....	T	2-2	117
* Oct. 7	@ Fairleigh Dickinson.....	T	1-1	263
* Oct. 14	LIU BROOKLYN.....	L	1-3	97
* Oct. 16	ST. FRANCIS BROOKLYN.....	L	0-2	49
* Oct. 21	@ Bryant.....	L	0-3	50
* Oct. 23	@ Sacred Heart.....	L	0-3	160
* Oct. 30	CENTRAL CONNECTICUT.....	W	1-0	45
Nov. 1	JAMES MADISON.....	L	1-2	41
* Nov. 8	SAINT FRANCIS U.....	L	0-1	98

\* Northeast Conference Game

## TEAM STATISTICS

	RMU	OPP
<b>SHOT STATISTICS</b>		
Goals - Shot Attempts.....	13-171	33-288
Goals Per Game.....	0.76	1.94
Shot Percentage.....	.076	.115
Shots on Goal - Attempts.....	71-171	133-288
SOG Percentage.....	.415	.462
Shots Per Game.....	10.1	16.9
<b>CORNER KICKS</b>		
.....	68	114
<b>PENALTY KICKS</b>		
.....	1-1	2-4
<b>PENALTIES</b>		
Yellow Cards.....	25	23
Red Cards.....	2	0
<b>ATTENDANCE</b>		
Total.....	1676	1519
Dates / Avg. Per Date.....	10/168	7/217

## GOALS BY PERIOD

	1st	2nd	OT	OT2	Total
Robert Morris.....	5	8	0	0	13
Opponents.....	18	15	0	0	33

## SHOTS BY PERIOD

	1st	2nd	OT	OT2	Total
Robert Morris.....	88	79	4	0	171
Opponents.....	133	147	1	7	288

## SAVES BY PERIOD

	1st	2nd	OT	OT2	Total
Robert Morris.....	44	54	0	2	100
Opponent.....	26	30	2	0	58

## CORNER KICKS BY PERIOD

	1st	2nd	OT	OT2	Total
Robert Morris.....	26	41	1	0	68
Opponents.....	59	54	0	1	114

## FOULS BY PERIOD

	1st	2nd	OT	OT2	Total
Robert Morris.....	86	84	1	4	175
Opponents.....	115	90	2	5	212

## INDIVIDUAL STATISTICS

##	PLAYER	GP-GS	MIN	G	A	PTS	SH	SHOT%	SOG	SOG%	YC-RC	GW	PK-ATT
10	McIVOR, Keane	14-14	1234	2	5	9	30	.067	12	.400	5-0	0	1-1
9	BRUZUAL, Rafael	15-8	781	3	0	6	21	.143	12	.571	1-0	1	0-0
6	COOPER, Jake	16-16	1406	2	0	4	14	.143	4	.286	1-0	1	0-0
11	SHERMAN, Zac	16-11	863	2	0	4	9	.222	4	.444	3-0	0	0-0
7	PUNTILLO, Lucas	16-14	1076	1	1	3	31	.032	14	.452	2-0	0	0-0
22	WINKEL, Bayley	17-16	1201	1	1	3	30	.033	12	.400	0-0	1	0-0
13	EDLAND, Curran	17-16	1350	1	0	2	9	.111	5	.556	0-0	0	0-0
4	PEARCE, Owen	13-6	653	0	1	1	3	.000	2	.667	0-0	0	0-0
18	ALUMBAUGH, Brian	17-17	1548	0	0	0	5	.000	1	.200	2-0	0	0-0
12	McCURDY, Corey	11-1	365	0	0	0	5	.000	1	.200	0-0	0	0-0
2	GRAZIANI, Zach	10-6	672	0	0	0	4	.000	2	.500	1-1	0	0-0
14	THOMAS, Eddie	16-14	1242	0	0	0	3	.000	1	.333	3-0	0	0-0
23	CORIDON, Christian	4-0	56	0	0	0	2	.000	0	.000	0-0	0	0-0
20	GEORGE, Mason	10-3	375	0	0	0	2	.000	0	.000	0-0	0	0-0
8	OLGUIN, Kai	16-16	1443	0	0	0	2	.000	0	.000	4-0	0	0-0
24	CORIDON, Christopher	9-5	626	0	0	0	1	.000	0	.000	0-0	0	0-0
27	COLLINS, Onando	4-1	69	0	0	0	0	.000	0	.000	0-0	0	0-0
25	COLE, Justin	2-0	12	0	0	0	0	.000	0	.000	0-0	0	0-0
16	CUNNINGHAM, Corey	4-0	49	0	0	0	0	.000	0	.000	0-0	0	0-0
5	MENDEZ, Jason	8-8	530	0	0	0	0	.000	0	.000	3-0	0	0-0
3	JULL, Bennett	1-1	33	0	0	0	0	.000	0	.000	0-0	0	0-0
1	BISCEGLIA, Matt	2-1	172	0	0	0	0	.000	0	.000	0-0	0	0-0
0	FONDI, Winter	16-1	1398	0	0	0	0	.000	0	.000	0-1	0	0-0
<b>Total</b>		<b>17</b>		<b>- 13</b>	<b>8</b>	<b>34</b>	<b>171</b>	<b>.076</b>	<b>71</b>	<b>.415</b>	<b>25-2</b>	<b>4</b>	<b>1-1</b>
<b>Opponents</b>		<b>17</b>		<b>- 33</b>	<b>30</b>	<b>96</b>	<b>288</b>	<b>.115</b>	<b>133</b>	<b>.462</b>	<b>23-0</b>	<b>11</b>	<b>2-4</b>

## GOALKEEPER STATISTICS

##	PLAYER	GP-GS	MIN	GA	GA AVG	SAVES	SV%	W	L	T	SHO
0	Fondi, Winter	16-16	1397:49	25	1.61	90	.783	4	9	2	3/0
1	Bisceglia, Matt	2-1	172:11	8	4.18	6	.429	0	2	0	0/0
TM	TEAM	0-0	0:00	0	0.00	4	1.000	0	0	0	0/0
<b>Total</b>		<b>17</b>	<b>1570:00</b>	<b>33</b>	<b>1.89</b>	<b>100</b>	<b>.752</b>	<b>4</b>	<b>11</b>	<b>2</b>	<b>3</b>
<b>Opponents</b>		<b>17</b>	<b>1570:00</b>	<b>13</b>	<b>0.75</b>	<b>58</b>	<b>.817</b>	<b>11</b>	<b>4</b>	<b>2</b>	<b>8</b>



# 2015

## RECORD

	Overall	Home	Away	Neutral
All Games.....	10-8-1	5-2-1	4-5	1-1
Northeast Conference.....	4-2-1	2-0-1	2-2	0-0
Non-Conference.....	6-6	3-2	2-3	1-1

## GAME RESULTS

Date	Opponent	W/L	Score	Attend
Aug. 28	@ Niagara.....	W	1-0	200
Aug. 30	@ Cleveland State.....	W	4-1	284
Sept. 4	SAINT PETER'S.....	W OT	2-1	375
Sept. 6	EASTERN ILLINOIS.....	L OT	1-2	406
Sept. 11	@ Marshall.....	L	1-3	406
Sept. 13	vs. #24 BGSU.....	W	1-0	187
Sept. 18	LEHIGH.....	L 2OT	2-3	312
Sept. 22	@ Pittsburgh.....	L 2OT	0-1	346
Sept. 25	@ George Washington.....	L	1-4	141
Sept. 27	DUQUESNE.....	W 2OT	2-1	512
Oct. 2	HOWARD.....	W	3-0	191
* Oct. 9	SACRED HEART.....	W	3-0	312
* Oct. 16	@ LIU Brooklyn.....	L	0-1	210
* Oct. 18	@ St. Francis Brooklyn.....	W 2OT	1-0	215
* Oct. 23	FAIRLEIGH DICKINSON.....	W	2-1	302
* Oct. 25	BRYANT.....	T	1-1	418
* Oct. 30	@ Central Connecticut.....	W	2-1	153
* Nov. 8	@ SFU-MS.....	L	0-1	155
# Nov. 13	vs. Saint Francis U.....	L	1-2	0

\* Northeast Conference Game  
# NEC Conference Semi-Final

## TEAM STATISTICS

	RMU	OPP
<b>SHOT STATISTICS</b>		
Goals-Shot attempts.....	28-204	23-287
Goals scored per game.....	1.47	1.21
Shot pct.....	.137	.080
Shots on goal-Attempts.....	92-204	136-287
SOG pct.....	.451	.474
Shots/Game.....	10.7	15.1
Assists.....	28	20
<b>CORNER KICKS</b> .....	63	130
<b>PENALTY KICKS</b> .....	3-3	3-5
<b>PENALTIES</b>		
Yellow cards.....	25	25
Red cards.....	2	0
<b>ATTENDANCE</b>		
Total.....	2,828	2,110
Dates/Avg Per Date.....	8/354	9/234
Neutral Site #/Avg.....	2/94	

## GOALS BY PERIOD

	1st	2nd	OT	OT2	Total
Robert Morris.....	10	15	1	2	28
Opponents.....	14	6	1	2	23

## SHOTS BY PERIOD

	1st	2nd	OT	OT2	Total
Robert Morris.....	87	104	6	7	204
Opponents.....	121	151	10	5	287

## SAVES BY PERIOD

	1st	2nd	OT	OT2	Total
Robert Morris.....	43	66	3	1	113
Opponents.....	26	35	2	1	64

## CORNER KICKS BY PERIOD

	1st	2nd	OT	OT2	Total
Robert Morris.....	25	38	0	0	63
Opponents.....	51	66	6	7	130

## FOULS BY PERIOD

	1st	2nd	OT	OT2	Total
Robert Morris.....	116	121	5	3	245
Opponents.....	111	105	7	4	227



## INDIVIDUAL STATISTICS

##	PLAYER	GP	G	A	PTS	SH	SHOT%	SOG	SOG%	GW	PK-AT
15	BRETT, Neco	18	13	5	31	71	.183	40	.563	7	3-3
7	PUNTILLO, Lucas	19	5	6	16	42	.119	14	.333	0	0-0
23	COOPER, Jake	19	2	5	9	15	.133	5	.333	0	0-0
10	McIVOR, Keane	12	2	4	8	17	.118	9	.529	1	0-0
11	SHERMAN, Zac	17	2	1	5	12	.167	5	.417	1	0-0
8	BRUZUAL, Rafael	12	2	0	4	6	.333	4	.667	1	0-0
4	LATCHFORD, Jared	19	1	1	3	12	.083	5	.417	0	0-0
17	FONAGY, Matt	19	0	3	3	8	.000	3	.375	0	0-0
6	EDLAND, Curran	10	1	0	2	1	1.000	1	1.000	0	0-0
26	SCHEIDEMANTEL, A.	19	0	1	1	4	.000	0	.000	0	0-0
12	McCURDY, Corey	15	0	1	1	3	.000	0	.000	0	0-0
2	GRAZIANI, Zach	12	0	1	1	1	.000	1	1.000	0	0-0
3	JULL, Bennett	18	0	0	0	5	.000	2	.400	0	0-0
22	HANLEY, Jacob	3	0	0	0	2	.000	0	.000	0	0-0
13	BARCOMB, Hunter	14	0	0	0	2	.000	1	.500	0	0-0
9	CALABRETTA, Daniel	8	0	0	0	2	.000	2	1.000	0	0-0
18	OLGUIN, Kai	15	0	0	0	1	.000	0	.000	0	0-0
25	MENDEZ, Jason	5	0	0	0	0	.000	0	.000	0	0-0
20	GEORGE, Mason	12	0	0	0	0	.000	0	.000	0	0-0
16	McNANY, Ian	2	0	0	0	0	.000	0	.000	0	0-0
14	THOMAS, Eddie	8	0	0	0	0	.000	0	.000	0	0-0
5	GRAZIANI, Tyler	1	0	0	0	0	.000	0	.000	0	0-0
<b>Total</b>		<b>19</b>	<b>28</b>	<b>28</b>	<b>84</b>	<b>204</b>	<b>.137</b>	<b>92</b>	<b>.451</b>	<b>10</b>	<b>3-3</b>
<b>Opponents</b>		<b>19</b>	<b>23</b>	<b>20</b>	<b>66</b>	<b>287</b>	<b>.080</b>	<b>136</b>	<b>.474</b>	<b>8</b>	<b>3-5</b>

## GOALKEEPER STATISTICS

##	NAME	GP	MINUTES	GA	AVG	SAVE	PCT.	W	L	T	SHO
1	ALFFERY, Brenden	19	1800:25	23	1.15	112	.830	10	8	1	5/0
<b>Total</b>		<b>19</b>	<b>1800:25</b>	<b>23</b>	<b>1.15</b>	<b>113</b>	<b>.831</b>	<b>10</b>	<b>8</b>	<b>1</b>	<b>5</b>
<b>Opponents</b>		<b>19</b>	<b>1800:25</b>	<b>28</b>	<b>1.40</b>	<b>64</b>	<b>.696</b>	<b>8</b>	<b>10</b>	<b>1</b>	<b>3</b>



# 2014

## RECORD

	Overall	Home	Away	Neutral
All Games.....	7-9-2	3-4-2	4-4	0-1
Northeast Conference.....	2-4-1	1-2-1	1-2	0-0
Non-Conference.....	5-5-1	2-2-1	3-2	0-1

## GAME RESULTS

Date	Opponent	W/L	Score	Attend
Aug. 29	HARTWICK.....	T O2	1-1	212
Aug. 31	RIDER.....	W	3-0	327
Sept. 5	@ Wright State.....	L	0-2	376
Sept. 12	vs. LIBERTY.....	L OT	1-2	110
Sept. 14	@ VMI.....	W	4-0	115
Sept. 19	@ James Madison.....	W	2-1	458
Sept. 21	CANISIUS.....	L	0-1	296
Sept. 25	@ Duquesne.....	L	1-4	432
Sept. 28	@ Howard.....	W	2-1	100
Sept. 30	PITTSBURGH.....	L	0-2	243
Oct. 5	GEORGE WASHINGTON.....	W	4-0	181
* Oct. 10	@ Bryant.....	L OT	0-1	103
* Oct. 12	@ Fairleigh Dickinson.....	L OT	2-3	314
* Oct. 17	LIU BROOKLYN.....	W	2-1	306
* Oct. 19	ST. FRANCIS BROOKLYN.....	T O2	1-1	284
* Oct. 26	@ Sacred Heart.....	W	3-1	121
* Oct. 31	CENTRAL CONNECTICUT.....	W	2-0	105
* Nov. 9	SAINT FRANCIS U.....	L	0-4	697

\* Northeast Conference Game

## TEAM STATISTICS

	RMU	OPP
<b>SHOT STATISTICS</b>		
Goals-Shot attempts.....	26-233	25-281
Goals scored per game.....	1.44	1.39
Shot pct.....	.112	.089
Shots on goal-Attempts.....	95-233	127-281
SOG pct.....	.408	.452
Shots/Game.....	12.9	15.6
<b>CORNER KICKS</b> .....	73	94
<b>PENALTY KICKS</b> .....	1-2	0-2
<b>PENALTIES</b>		
Yellow cards.....	29	18
Red cards.....	0	0
<b>ATTENDANCE</b>		
Total.....	2651	2019
Dates/Avg Per Date.....	9/295	8/252
Neutral Site #/Avg.....	1/110	

## GOALS BY PERIOD

	1st	2nd	OT	OT2	Total
Robert Morris.....	8	18	0	0	26
Opponents.....	8	14	3	0	25

## SHOTS BY PERIOD

	1st	2nd	OT	OT2	Total
Robert Morris.....	98	130	3	2	233
Opponents.....	130	140	7	4	281

## SAVES BY PERIOD

	1st	2nd	OT	OT2	Total
Robert Morris.....	54	45	1	2	102
Opponents.....	30	39	0	0	69

## CORNER KICKS BY PERIOD

	1st	2nd	OT	OT2	Total
Robert Morris.....	28	45	0	0	73
Opponents.....	51	36	1	6	94

## FOULS BY PERIOD

	1st	2nd	OT	OT2	Total
Robert Morris.....	86	82	5	3	176
Opponents.....	119	133	3	4	259

## INDIVIDUAL STATISTICS

##	PLAYER	GP	G	A	PTS	SH	SHOT%	SOG	SOG%	GW	PK-AT
15	BRETT, Neco	18	15	3	33	69	.217	33	.478	5	0-1
10	WILLIAMS, Speedy	18	4	6	14	51	.078	15	.294	1	1-1
20	CULLEN, Bruce	16	2	6	10	28	.071	15	.536	1	0-0
7	REID, Carl	16	2	2	6	22	.091	10	.455	0	0-0
8	BRUZUAL, Rafael	11	2	0	4	12	.167	5	.417	0	0-0
4	LATCHFORD, Jared	18	1	2	4	10	.100	4	.400	0	0-0
12	McCURDY, Corey	17	0	4	4	3	.000	0	.000	0	0-0
9	VILELLA, Ryan	13	0	1	1	8	.000	3	.375	0	0-0
17	FONAGY, Matt	16	0	1	1	4	.000	2	.500	0	0-0
26	SCHEIDEMANTEL, A.	17	0	1	1	3	.000	1	.333	0	0-0
23	COOPER, Jake	18	0	0	0	12	.000	6	.500	0	0-0
3	JULL, Bennett	17	0	0	0	4	.000	0	.000	0	0-0
11	SAMUELS, Prince	4	0	0	0	3	.000	0	.000	0	0-0
5	GRAZIANI, Tyler	14	0	0	0	3	.000	0	.000	0	0-0
14	THOMAS, Eddie	8	0	0	0	1	.000	1	1.000	0	0-0
25	MILLER, Chris	12	0	0	0	0	.000	0	.000	0	0-0
22	HANLEY, Jacob	2	0	0	0	0	.000	0	.000	0	0-0
19	ALBRIGHT, Eric	1	0	0	0	0	.000	0	.000	0	0-0
18	PFEIFFER, Nick	8	0	0	0	0	.000	0	.000	0	0-0
13	BARCOMB, Hunter	6	0	0	0	0	.000	0	.000	0	0-0
8	MULLER, Robert	3	0	0	0	0	.000	0	.000	0	0-0
6	EDLAND, Curran	2	0	0	0	0	.000	0	.000	0	0-0
2	GRAZIANI, Zach	5	0	0	0	0	.000	0	.000	0	0-0
1	ALFERY, Brenden	18	0	0	0	0	.000	0	.000	0	0-0
0	FONDI, Winter	2	0	0	0	0	.000	0	.000	0	0-0
<b>Total</b>		<b>18</b>	<b>26</b>	<b>26</b>	<b>78</b>	<b>233</b>	<b>.112</b>	<b>95</b>	<b>.408</b>	<b>7</b>	<b>1-2</b>
<b>Opponents</b>		<b>18</b>	<b>25</b>	<b>21</b>	<b>71</b>	<b>281</b>	<b>.089</b>	<b>127</b>	<b>.452</b>	<b>9</b>	<b>0-2</b>

## GOALKEEPER STATISTICS

##	NAME	GP	MINUTES	GA	AVG	SAVE	PCT.	W	L	T	SHO
0	FONDI, Winter	2	31:23	0	0.00	4	1.000	0	0	0	0/2
1	ALFERY, Brenden	18	1642:34	25	1.37	97	.795	7	9	2	2/2
<b>Total</b>		<b>18</b>	<b>1673:57</b>	<b>25</b>	<b>1.34</b>	<b>102</b>	<b>.803</b>	<b>7</b>	<b>9</b>	<b>2</b>	<b>4</b>
<b>Opponents</b>		<b>18</b>	<b>1673:57</b>	<b>26</b>	<b>1.40</b>	<b>69</b>	<b>.726</b>	<b>9</b>	<b>7</b>	<b>2</b>	<b>6</b>



# 2013

## RECORD

	Overall	Home	Away	Neutral
All Games.....	8-8-2	7-1	1-7-1	0-0-1
Northeast Conference.....	2-5	2-1	0-4	0-0
Non-Conference.....	6-3-2	5-0	1-3-1	0-0-1

## GAME RESULTS

Date	Opponent	W/L	Score	Attend
Sept. 1	@ Rider University.....	L	1-2	109
Sept. 6	@ Hartwick.....	T O2	1-1	310
Sept. 8	vs. Detroit.....	T O2	0-0	75
Sept. 11	WRIGHT STATE.....	W	2-1	333
Sept. 15	@ Canisius.....	L	2-3	163
Sept. 17	@ Penn State.....	L	0-1	
Sept. 20	NIAGARA.....	W	4-0	305
Sept. 25	DUQUESNE.....	W	3-0	273
Sept. 29	BUFFALO.....	W	3-1	325
Oct. 5	@ George Washington.....	W	2-1	247
* Oct. 11	BRYANT.....	L	0-1	201
* Oct. 13	FAIRLEIGH DICKINSON.....	W	2-1	216
* Oct. 18	@ LIU Brooklyn.....	L	1-2	156
* Oct. 19	@ St. Francis Brooklyn.....	L OT	2-3	167
* Oct. 25	SACRED HEART.....	W	2-0	198
Oct. 27	HOWARD.....	W	4-1	203
* Nov. 3	@ Central Connecticut.....	L	1-2	291
* Nov. 10	@ Saint Francis U.....	L	1-4	67

\* Northeast Conference Game

## TEAM STATISTICS

	RMU	OPP
<b>SHOT STATISTICS</b>		
Goals-Shot attempts.....	34-291	24-227
Goals scored per game.....	1.89	1.33
Shot pct.....	.117	.106
Shots on goal-Attempts.....	138-291	85-227
SOG pct.....	.474	.374
Shots/Game.....	16.2	12.6
Assists.....	36	23
<b>CORNER KICKS</b> .....	110	78
<b>PENALTY KICKS</b> .....	3-3	1-1
<b>PENALTIES</b>		
Yellow cards.....	20	24
Red cards.....	1	0
<b>ATTENDANCE</b>		
Total.....	2054	1510
Dates/Avg Per Date.....	8/257	9/168
Neutral Site #/Avg.....	1/75	

## GOALS BY PERIOD

	1st	2nd	OT	OT2	Total
Robert Morris.....	14	20	0	0	34
Opponents.....	11	12	1	0	24

## SHOTS BY PERIOD

	1st	2nd	OT	OT2	Total
Robert Morris.....	132	155	0	4	291
Opponents.....	108	107	7	5	227

## SAVES BY PERIOD

	1st	2nd	OT	OT2	Total
Robert Morris.....	33	23	2	3	61
Opponents.....	44	58	0	2	104

## CORNER KICKS BY PERIOD

	1st	2nd	OT	OT2	Total
Robert Morris.....	47	62	0	1	110
Opponents.....	33	40	4	1	78

## FOULS BY PERIOD

	1st	2nd	OT	OT2	Total
Robert Morris.....	81	106	3	4	194
Opponents.....	103	91	0	1	195



## INDIVIDUAL STATISTICS

##	PLAYER	GP	G	A	PTS	SH	SHOT%	SOG	SOG%	GW	PK-AT
15	BRETT, Neco	18-16	14	8	36	95	.147	53	.558	6	1-1
20	CULLEN, Bruce	17-16	4	9	17	34	.118	13	.382	0	0-0
9	CABRILLO, Miro	18-18	4	6	14	39	.103	16	.410	2	0-0
5	REID, Carl	18-17	5	3	13	31	.161	16	.516	0	2-2
10	WILLIAMS, Devon	18-18	2	6	10	45	.044	18	.400	0	0-0
4	CAMPOS, Luca	15-13	2	2	6	15	.133	5	.333	0	0-0
17	FONAGY, Matt	16-13	2	0	4	4	.500	3	.750	0	0-0
8	COLOSIMO, Sam	11-3	0	1	1	6	.000	2	.333	0	0-0
43	KUTA, Joseph	17-17	0	1	1	0	.000	0	.000	0	0-0
23	CORADO, Niko	12-4	0	0	0	5	.000	3	.600	0	0-0
25	MILLER, Chris	17-13	0	0	0	4	.000	0	.000	0	0-0
13	BARCOMB, Hunter	17-16	0	0	0	4	.000	4	1.000	0	0-0
24	LATCHFORD, Jared	12-12	0	0	0	3	.000	0	.000	0	0-0
19	MULLER, Robert	3-0	0	0	0	2	.000	2	1.000	0	0-0
26	SCHEIDEMANTEL, A.	18-9	0	0	0	1	.000	1	1.000	0	0-0
12	SHINSKY, Max	7-5	0	0	0	1	.000	0	.000	0	0-0
6	EDLAND, Curran	6-4	0	0	0	1	.000	0	.000	0	0-0
3	JULL, Bennett	2-2	0	0	0	1	.000	1	1.000	0	0-0
22	HANLEY, Jacob	6-0	0	0	0	0	.000	0	.000	0	0-0
21	CORREA, Andy	2-1	0	0	0	0	.000	0	.000	0	0-0
16	BRUMBAUGH, Alec	2-0	0	0	0	0	.000	0	.000	0	0-0
14	ALBRIGHT, Eric	1-0	0	0	0	0	.000	0	.000	0	0-0
<b>Total</b>		<b>18</b>	<b>34</b>	<b>36</b>	<b>104</b>	<b>291</b>	<b>.117</b>	<b>138</b>	<b>.474</b>	<b>8</b>	<b>3-3</b>
<b>Opponents</b>		<b>18</b>	<b>24</b>	<b>23</b>	<b>71</b>	<b>227</b>	<b>.106</b>	<b>85</b>	<b>.374</b>	<b>8</b>	<b>1-1</b>

## GOALKEEPER STATISTICS

##	NAME	GP	MINUTES	GA	AVG	SAVE	PCT.	W	L	T	SHO
1	BOWERS, Zac	1-1	90:00	1	1.00	1	.500	1	0	0	0/0
43	KUTA, Joseph	17-17	1573:30	23	1.32	56	.709	7	7	2	4/0
TM	TEAM		0:00	0	0.00	4	1.000	0	0	0	0/0
<b>Total</b>		<b>18</b>	<b>1663:30</b>	<b>24</b>	<b>1.30</b>	<b>61</b>	<b>.718</b>	<b>8</b>	<b>7</b>	<b>2</b>	<b>4</b>
<b>Opponents</b>		<b>18</b>	<b>1663:30</b>	<b>34</b>	<b>1.84</b>	<b>104</b>	<b>.754</b>	<b>7</b>	<b>8</b>	<b>2</b>	<b>3</b>



# 2012

## RECORD

	Overall	Home	Away	Neutral
All Games.....	5-12-2	3-3-2	2-9	0-0
Northeast Conference.....	2-7-1	2-2-1	0-5	0-0
Non-Conference.....	3-5-1	1-1-1	2-4	0-0

## GAME RESULTS

Date	Opponent	W/L	Score	Attend
Aug. 24	CLEVELAND STATE.....	L	0-2	461
Aug. 26	CANISIUS.....	T	0-0	471
Aug. 30	@ Navy.....	L	0-2	288
Sept. 1	@ UMBC.....	L	1-2	-
Sept. 8	@ Wright State.....	W	1-0	527
Sept. 12	@ Duquesne.....	L	0-1	281
Sept. 15	HARTWICK.....	W	2-1	321
Sept. 19	@ Pittsburgh.....	L	0-2	280
Sept. 23	@ Buffalo.....	W	3-0	148
* Sept. 28	@ Sacred Heart.....	L	0-1	270
* Sept. 30	@ Bryant.....	L	1-2	69
* Oct. 5	ST. FRANCIS BROOKLYN.....	L	1-2	413
* Oct. 7	CENTRAL CONNECTICUT.....	T	0-2	204
* Oct. 14	SAINT FRANCIS U.....	W	1-0	398
* Oct. 19	@ Monmouth.....	L	1-2	350
* Oct. 21	@ Fairleigh Dickinson.....	L	0-1	72
* Oct. 26	@ Mount St. Mary's.....	L	0-2	258
* Oct. 28	QUINNIPIAC.....	L	1-3	-
* Nov. 4	LIU BROOKLYN.....	W	2-0	197

\* Northeast Conference Game

## TEAM STATISTICS

	RMU	OPP
<b>SHOT STATISTICS</b>		
Goals-Shot attempts.....	15-248	24-335
Goals scored per game.....	0.79	1.26
Shot pct.....	.060	.072
Shots on goal-Attempts.....	102-248	144-335
SOG pct.....	.411	.430
Shots/Game.....	13.1	17.6
<b>CORNER KICKS</b> .....	82	92
<b>PENALTY KICKS</b> .....	1-1	0-0
<b>PENALTIES</b>		
Yellow cards.....	29	13
Red cards.....	1	0
<b>ATTENDANCE</b>		
Total.....	2465	2543
Dates/Avg Per Date.....	8/308	11/231
Neutral Site #/Avg.....	0/0	

## GOALS BY PERIOD

	1st	2nd	OT	OT2	Total
Robert Morris.....	6	9	0	0	15
Opponents.....	11	13	0	0	24

## SHOTS BY PERIOD

	1st	2nd	OT	OT2	Total
Robert Morris.....	107	133	4	4	248
Opponents.....	144	188	1	2	335

## SAVES BY PERIOD

	1st	2nd	OT	OT2	Total
Robert Morris.....	54	66	0	0	120
Opponents.....	35	48	2	2	87

## CORNER KICKS BY PERIOD

	1st	2nd	OT	OT2	Total
Robert Morris.....	31	47	2	2	82
Opponents.....	49	43	0	0	92

## FOULS BY PERIOD

	1st	2nd	OT	OT2	Total
Robert Morris.....	98	103	6	1	208
Opponents.....	83	99	2	1	185



## INDIVIDUAL STATISTICS

##	PLAYER	GP	G	A	PTS	SH	SHOT%	SOG	SOG%	GW	PK-AT
9	CABRILLO, Miro	18	4	4	12	38	.105	20	.526	0	0-0
20	CULLEN, Bruce	18	4	1	9	33	.121	14	.424	1	0-0
10	WILLIAMS, Devon	18	2	2	6	28	.071	9	.321	0	1-1
7	CALABRETTA, Daniel	18	2	1	5	30	.067	12	.400	2	0-0
4	CAMPOS, Luca	18	1	2	4	12	.083	5	.417	1	0-0
5	REID, Carl	19	1	0	2	20	.050	9	.450	0	0-0
8	COLOSIMO, Sam	16	1	0	2	3	.333	2	.667	1	0-0
16	MASCIA, Dominic	18	0	1	1	8	.000	3	.375	0	0-0
24	LATCHFORD, Jared	8	0	1	1	4	.000	0	.000	0	0-0
23	CORADO, Niko	9	0	1	1	3	.000	1	.333	0	0-0
11	SAMUELS, Prince	19	0	0	0	38	.000	13	.342	0	0-0
15	BRETT, Neco	13	0	0	0	21	.000	10	.476	0	0-0
3	JULL, Bennett	14	0	0	0	4	.000	2	.500	0	0-0
22	JONES, Michael	19	0	0	0	2	.000	1	.500	0	0-0
17	FONAGY, Matt	9	0	0	0	2	.000	1	.500	0	0-0
14	BARCOMB, Hunter	6	0	0	0	1	.000	0	.000	0	0-0
6	MACAULAY, Kyle	17	0	0	0	1	.000	0	.000	0	0-0
25	DELL'OMO, Vince	1	0	0	0	0	.000	0	.000	0	0-0
18	PFEIFFER, Nick	5	0	0	0	0	.000	0	.000	0	0-0
<b>Total</b>		<b>19</b>	<b>15</b>	<b>13</b>	<b>43</b>	<b>248</b>	<b>.060</b>	<b>102</b>	<b>.411</b>	<b>5</b>	<b>1-1</b>
<b>Opponents</b>		<b>19</b>	<b>24</b>	<b>20</b>	<b>68</b>	<b>335</b>	<b>.072</b>	<b>144</b>	<b>.430</b>	<b>12</b>	<b>0-0</b>

## GOALKEEPER STATISTICS

##	NAME	GP	MINUTES	GA	AVG	SAVE	PCT.	W	L	T	SHO
00	BOLAJI, Toba	19	1750:00	24	1.23	118	.831	5	11	2	5.0
<b>Total</b>		<b>19</b>	<b>1750:00</b>	<b>24</b>	<b>1.23</b>	<b>120</b>	<b>.833</b>	<b>5</b>	<b>11</b>	<b>2</b>	<b>5</b>
<b>Opponents</b>		<b>19</b>	<b>1750:00</b>	<b>15</b>	<b>0.77</b>	<b>87</b>	<b>.853</b>	<b>11</b>	<b>5</b>	<b>2</b>	<b>8</b>



**RECORD**

	Overall	Home	Away	Neutral
All Games.....	4-12-1	2-5-1	2-7	0-0
Northeast Conference.....	0-10	0-5	0-5	0-0
Non-Conference.....	4-2-1	2-0-1	2-2	0-0

**GAME RESULTS**

Date	Opponent	W/L	Score	Attend
Aug. 29	PITTSBURGH.....	W	2-1	497
Aug. 31	BUFFALO.....	T 02	1-1	375
Sept. 4	@ #9 USF.....	L	1-3	537
Sept. 11	@ Niagara.....	L	0-2	156
Sept. 14	@ Canisius.....	W	2-0	598
Sept. 18	@ Cleveland State.....	W OT	2-1	273
Sept. 22	DUQUESNE.....	W	3-2	372
* Sept. 30	SACRED HEART.....	L	0-1	263
* Oct. 2	FAIRLEIGH DICKINSON.....	L	1-2	149
* Oct. 7	@ CCSU.....	L	0-3	268
* Oct. 9	@ Quinnipiac.....	L	1-2	237
* Oct. 14	@ St. Francis Brooklyn.....	L	0-1	-
* Oct. 16	@ LIU Brooklyn.....	L	1-2	169
* Oct. 21	BRYANT.....	L	0-1	114
* Oct. 28	#25 MONMOUTH.....	L	0-1	134
* Oct. 30	MOUNT ST. MARY'S.....	L	0-1	212
* Nov. 6	@ Saint Francis U.....	L OT	0-1	133

\* Northeast Conference Game

**TEAM STATISTICS**

	RMU	OPP
<b>SHOT STATISTICS</b>		
Goals-Shot attempts.....	14-184	25-287
Goals scored per game.....	0.82	1.47
Shot pct.....	.076	.087
Shots on goal-Attempts.....	77-184	124-287
SOG pct.....	.418	.432
Shots/Game.....	10.8	16.9
<b>CORNER KICKS</b>		
.....	73	109
<b>PENALTY KICKS</b>		
.....	0-0	4-5
<b>PENALTIES</b>		
Yellow cards.....	20	9
Red cards.....	2	0
<b>ATTENDANCE</b>		
Total.....	2116	2371
Dates/Avg Per Date.....	8/264	9/263
Neutral Site #/Avg.....	0/0	

**GOALS BY PERIOD**

	1st	2nd	OT	OT2	Total
Robert Morris.....	4	9	1	0	14
Opponents.....	9	15	1	0	25

**SHOTS BY PERIOD**

	1st	2nd	OT	OT2	Total
Robert Morris.....	87	95	2	0	184
Opponents.....	133	142	10	2	287

**SAVES BY PERIOD**

	1st	2nd	OT	OT2	Total
Robert Morris.....	51	43	4	1	99
Opponents.....	31	31	1	0	63

**CORNER KICKS BY PERIOD**

	1st	2nd	OT	OT2	Total
Robert Morris.....	29	44	0	0	73
Opponents.....	52	56	1	0	109

**FOULS BY PERIOD**

	1st	2nd	OT	OT2	Total
Robert Morris.....	90	99	4	2	195
Opponents.....	79	64	1	2	146



**INDIVIDUAL STATISTICS**

##	PLAYER	GP	G	A	PTS	SH	SHOT%	SOG	SOG%	GW	PK-AT
11	SAMUELS, Prince	16	6	1	13	30	.200	15	.500	1	0-0
9	CABRILLO, Miro	17	4	2	10	35	.114	16	.457	2	0-0
26	CAMPOS, Luca	17	1	1	3	17	.059	7	.412	0	0-0
10	BEHARRY, Shane	17	1	1	3	14	.071	8	.571	0	0-0
8	TURNLEY, Justin	16	1	1	3	12	.083	5	.417	0	0-0
15	REID, Carl	12	1	1	3	6	.167	1	.167	1	0-0
7	CALABRETTA, Daniel	17	0	3	3	19	.000	12	.632	0	0-0
18	BOWMAN, Francis	17	0	2	2	17	.000	7	.412	0	0-0
20	WILLIAMS, Devon	17	0	2	2	16	.000	3	.188	0	0-0
3	GRIFFIN, Matt	17	0	1	1	5	.000	1	.200	0	0-0
14	GARDNER, Tyler	17	0	0	0	5	.000	1	.200	0	0-0
2	SHEIBLEY, Matt	8	0	0	0	4	.000	1	.250	0	0-0
19	STEIN, Derek	3	0	0	0	2	.000	0	.000	0	0-0
25	FONAGY, Matt	1	0	0	0	1	.000	0	.000	0	0-0
16	MASCI, Dominic	10	0	0	0	1	.000	0	.000	0	0-0
23	CORADO, Niko	1	0	0	0	0	.000	0	.000	0	0-0
22	JONES, Michael	10	0	0	0	0	.000	0	.000	0	0-0
6	MACAULAY, Kyle	12	0	0	0	0	.000	0	.000	0	0-0
5	BRAUN, Dan	5	0	0	0	0	.000	0	.000	0	0-0
4	COLOSIMO, Sam	9	0	0	0	0	.000	0	.000	0	0-0
00	BOLAJI, Toba	17	0	0	0	0	.000	0	.000	0	0-0
<b>Total</b>		<b>17</b>	<b>14</b>	<b>15</b>	<b>43</b>	<b>184</b>	<b>.076</b>	<b>77</b>	<b>.418</b>	<b>4</b>	<b>0-0</b>
<b>Opponents</b>		<b>17</b>	<b>25</b>	<b>22</b>	<b>72</b>	<b>287</b>	<b>.087</b>	<b>124</b>	<b>.432</b>	<b>12</b>	<b>4-5</b>

**GOALKEEPER STATISTICS**

##	NAME	GP	MINUTES	GA	AVG	SAVE	PCT.	W	L	T	SHO
00	BOLAJI, Toba	17	1565:19	25	1.44	96	.793	4	11	1	1/0
<b>Total</b>		<b>17</b>	<b>1565:19</b>	<b>25</b>	<b>1.44</b>	<b>99</b>	<b>.798</b>	<b>4</b>	<b>11</b>	<b>1</b>	<b>1</b>
<b>Opponents</b>		<b>17</b>	<b>1565:19</b>	<b>14</b>	<b>0.80</b>	<b>63</b>	<b>.818</b>	<b>11</b>	<b>4</b>	<b>1</b>	<b>8</b>



# 2010

## RECORD

	Overall	Home	Away	Neutral
All Games.....	9-7-2	7-1	0-6-2	2-0
Northeast Conference.....	5-3-2	5-0	0-3-2	0-0
Non-Conference.....	4-4	2-1	0-3	2-0

## GAME RESULTS

Date	Opponent	W/L	Score	Attend
Sept. 1	@ Pittsburgh.....	L	0-1	168
Sept. 4	@ Duquesne.....	L	1-3	140
Sept. 8	WRIGHT STATE.....	L OT	0-1	231
Sept. 12	@ Buffalo.....	L	2-3	225
Sept. 17	vs. Western Michigan.....	W	2-0	25
Sept. 17	vs. UNLV.....	W	2-1	15
Sept. 24	NIAGARA.....	W OT	2-1	198
Sept. 26	CANISIUS.....	W	2-0	303
* Oct. 1	@ Bryant.....	T O2	1-1	109
* Oct. 8	CENTRAL CONNECTICUT.....	W	4-0	204
* Oct. 10	QUINNIPIAC.....	W	2-1	274
* Oct. 15	@ Fairleigh Dickinson.....	T O2	1-1	72
* Oct. 17	@ Sacred Heart.....	L	1-2	173
* Oct. 22	ST. FRANCIS BROOKLYN.....	W	1-0	177
* Oct. 24	LIU BROOKLYN.....	W	1-0	231
* Oct. 29	@ Mount St. Mary's.....	L	0-1	239
* Oct. 31	@ #12 Monmouth.....	L	0-3	407
* Nov. 6	SAINT FRANCIS U.....	W	2-0	212

\* Northeast Conference Game

## TEAM STATISTICS

	RMU	OPP
<b>SHOT STATISTICS</b>		
Goals-Shot attempts.....	24-199	19-250
Goals scored per game.....	1.33	1.06
Shot pct.....	.121	.076
Shots on goal-Attempts.....	86-199	111-250
SOG pct.....	.432	.444
Shots/Game.....	11.1	13.9
<b>CORNER KICKS</b>		
Goals off corners.....	2	1
<b>PENALTY KICKS</b>		
.....	4-4	1-3
<b>PENALTIES</b>		
Yellow cards.....	24	19
Red cards.....	1	0
<b>ATTENDANCE</b>		
Total.....	1830	1533
Dates/Avg Per Date.....	8/229	8/192
Neutral Site #/Avg.....	2/20	

## GOALS BY PERIOD

	1st	2nd	OT	OT2	Total
Robert Morris.....	11	12	1	0	24
Opponents.....	7	11	1	0	19

## SHOTS BY PERIOD

	1st	2nd	OT	OT2	Total
Robert Morris.....	91	102	4	2	199
Opponents.....	115	125	4	6	250

## SAVES BY PERIOD

	1st	2nd	OT	OT2	Total
Robert Morris.....	38	48	2	4	92
Opponents.....	30	30	0	2	62

## CORNER KICKS BY PERIOD

	1st	2nd	OT	OT2	Total
Robert Morris.....	41	44	2	2	89
Opponents.....	44	47	1	2	94

## FOULS BY PERIOD

	1st	2nd	OT	OT2	Total
Robert Morris.....	117	141	4	2	264
Opponents.....	101	85	6	0	192



## INDIVIDUAL STATISTICS

##	PLAYER	GP	G	A	PTS	SH	SHOT%	SOG	SOG%	GW	PK-AT
11	SHAFFER, Neil	18	6	3	15	28	.214	13	.464	1	4-4
20	CALABRETTA, Daniel	17	4	1	9	29	.138	10	.345	3	0-0
24	CABRILLO, Miro	18	4	1	9	19	.211	10	.526	3	0-0
7	SAMUELS, Prince	16	2	4	8	23	.087	8	.348	1	0-0
18	BOWMAN, Francis	18	3	1	7	20	.150	10	.500	1	0-0
26	CAMPOS, Luca	16	3	1	7	9	.333	4	.444	0	0-0
5	SOLIS, Tyler	18	2	2	6	26	.077	13	.500	0	0-0
9	TORRANCE, David	17	0	1	1	12	.000	4	.333	0	0-0
8	TURNLEY, Justin	18	0	1	1	8	.000	3	.375	0	0-0
6	MACAULAY, Kyle	17	0	1	1	2	.000	0	.000	0	0-0
3	GRIFFIN, Matt	15	0	1	1	2	.000	1	.500	0	0-0
2	SHEIBLEY, Matt	10	0	1	1	2	.000	0	.000	0	0-0
10	BEHARRY, Shane	15	0	0	0	8	.000	7	.875	0	0-0
16	MASCIA, Dominic	15	0	0	0	6	.000	2	.333	0	0-0
12	SHINSKY, Max	18	0	0	0	3	.000	1	.333	0	0-0
22	JONES, Michael	14	0	0	0	2	.000	0	.000	0	0-0
19	STEIN, Derek	1	0	0	0	0	.000	0	.000	0	0-0
17	ANDINO, Kevin	3	0	0	0	0	.000	0	.000	0	0-0
15	BRAUN, Dan	1	0	0	0	0	.000	0	.000	0	0-0
14	GARDNER, Tyler	3	0	0	0	0	.000	0	.000	0	0-0
13	PHILLIPS, Evan	1	0	0	0	0	.000	0	.000	0	0-0
4	COLOSIMO, Sam	1	0	0	0	0	.000	0	.000	0	0-0
00	BOLAJI, Toba	18	0	0	0	0	.000	0	.000	0	0-0
<b>Total</b>		<b>18</b>	<b>24</b>	<b>18</b>	<b>66</b>	<b>199</b>	<b>.121</b>	<b>86</b>	<b>.432</b>	<b>9</b>	<b>4-4</b>
<b>Opponents</b>		<b>18</b>	<b>19</b>	<b>19</b>	<b>57</b>	<b>250</b>	<b>.076</b>	<b>111</b>	<b>.444</b>	<b>7</b>	<b>1-3</b>

## GOALKEEPER STATISTICS

##	NAME	GP	MINUTES	GA	AVG	SAVE	PCT.	W	L	T	SHO
00	BOLAJI, Toba	18	1669:16	19	1.02	90	.826	9	7	2	6/0
<b>Total</b>		<b>18</b>	<b>1669:16</b>	<b>19</b>	<b>1.02</b>	<b>92</b>	<b>.829</b>	<b>9</b>	<b>7</b>	<b>2</b>	<b>6</b>
<b>Opponents</b>		<b>18</b>	<b>1669:16</b>	<b>24</b>	<b>1.29</b>	<b>62</b>	<b>.721</b>	<b>7</b>	<b>9</b>	<b>2</b>	<b>4</b>



# 2009

## RECORD

	Overall	Home	Away	Neutral
All Games.....	3-13-3	1-7-2	2-5-1	0-1
Northeast Conference.....	3-4-3	1-2-2	2-2-1	0-0
Non-Conference.....	0-9	0-5	0-3	0-1

## GAME RESULTS

Date	Opponent	W/L	Score	Attend
Sept. 1	PITTSBURGH.....	L	1-3	421
Sept. 4	vs. UC Davis.....	L	0-3	-
Sept. 6	@ UNLV.....	L	2-7	311
Sept. 11	LA SALLE.....	L	0-4	209
Sept. 13	GREEN BAY.....	L	0-2	187
Sept. 18	@ Niagara.....	L	1-5	526
Sept. 20	@ Canisius.....	L	1-4	364
Sept. 23	DUQUESNE.....	L	0-1	176
Sept. 25	BUFFALO.....	L	0-2	164
* Oct. 2	@ Quinnipiac.....	T	0-0	378
* Oct. 4	@ Central Connecticut.....	L	2-3	312
* Oct. 9	SACRED HEART.....	W	1-0	127
* Oct. 11	FAIRLEIGH DICKINSON.....	T	0-0	184
* Oct. 16	@ LIU Brooklyn.....	W	2-1	110
* Oct. 18	@ St. Francis Brooklyn.....	L	0-1	90
* Oct. 23	#7 MONMOUTH.....	L	0-1	119
* Oct. 25	MOUNT ST. MARY'S.....	T	0-0	239
* Nov. 1	BRYANT.....	L	0-2	164
* Nov. 6	@ Saint Francis U.....	W	1-0	182

\* Northeast Conference Game

## TEAM STATISTICS

	RMU	OPP
<b>SHOT STATISTICS</b>		
Goals-Shot attempts.....	12-229	39-354
Goals scored per game.....	0.63	2.05
Shot pct.....	.052	.110
Shots on goal-Attempts.....	102-229	152-354
SOG pct.....	.445	.429
Shots/Game.....	12.1	18.6
<b>CORNER KICKS</b> .....	75	149
<b>PENALTY KICKS</b> .....	1-1	1-3
<b>PENALTIES</b>		
Yellow cards.....	26	20
Red cards.....	2	1
<b>ATTENDANCE</b>		
Total.....	1990	2273
Dates/Avg Per Date.....	10/199	8/284
Neutral Site #/Avg.....	1/0	

## GOALS BY PERIOD

	1st	2nd	OT	OT2	Total
Robert Morris.....	4	7	0	1	12
Opponents.....	17	21	0	1	39

## SHOTS BY PERIOD

	1st	2nd	OT	OT2	Total
Robert Morris.....	94	116	12	7	229
Opponents.....	169	162	12	11	354

## SAVES BY PERIOD

	1st	2nd	OT	OT2	Total
Robert Morris.....	55	50	5	3	113
Opponents.....	39	43	6	2	90

## CORNER KICKS BY PERIOD

	1st	2nd	OT	OT2	Total
Robert Morris.....	32	37	3	3	75
Opponents.....	67	72	5	5	149

## FOULS BY PERIOD

	1st	2nd	OT	OT2	Total
Robert Morris.....	117	119	3	6	245
Opponents.....	95	103	5	2	205




## INDIVIDUAL STATISTICS

##	PLAYER	GP	G	A	PTS	SH	SHOT%	SOG	SOG%	GW	PK-AT
20	RILEY, Sean	17	4	0	8	34	.118	19	.559	1	0-0
11	SHAFFER, Neil	19	2	3	7	46	.043	20	.435	0	1-1
18	BOWMAN, Francis	17	2	0	4	16	.125	6	.375	1	0-0
9	TORRANCE, David	19	1	0	2	40	.025	24	.600	1	0-0
17	BEHARRY, Shane	19	1	0	2	18	.056	7	.389	0	0-0
14	GARDNER, Tyler	19	1	0	2	6	.167	1	.167	0	0-0
4	COLOSIMO, Sam	3	1	0	2	1	1.000	1	1.000	0	0-0
10	McVOR, Kyle	18	0	2	2	18	.000	6	.333	0	0-0
3	GRIFFIN, Matt	17	0	1	1	8	.000	3	.375	0	0-0
2	MASCIA, Dominic	17	0	1	1	8	.000	2	.250	0	0-0
7	MONTANO, Henry	13	0	1	1	5	.000	3	.600	0	0-0
6	SHEIBLEY, Matt	14	0	0	0	10	.000	5	.500	0	0-0
12	SHINSKY, Max	13	0	0	0	5	.000	2	.400	0	0-0
15	BRAUN, Dan	17	0	0	0	4	.000	0	.000	0	0-0
19	STEIN, Derek	9	0	0	0	3	.000	0	.000	0	0-0
8	TURNLEY, Justin	15	0	0	0	3	.000	0	.000	0	0-0
5	SOLIS, Tyler	5	0	0	0	3	.000	2	.667	0	0-0
25	JONES, Michael	6	0	0	0	1	.000	1	1.000	0	0-0
23	CORADO, Niko	8	0	0	0	0	.000	0	.000	0	0-0
22	RAYMOND, Chase	5	0	0	0	0	.000	0	.000	0	0-0
13	LaMANNNA, Frank	1	0	0	0	0	.000	0	.000	0	0-0
1	GAGLIARDI, Andrew	1	0	0	0	0	.000	0	.000	0	0-0
00	BOLAJI, Toba	12	0	0	0	0	.000	0	.000	0	0-0
<b>Total</b>		<b>19</b>	<b>12</b>	<b>8</b>	<b>32</b>	<b>229</b>	<b>.052</b>	<b>102</b>	<b>.445</b>	<b>3</b>	<b>1-1</b>
<b>Opponents</b>		<b>19</b>	<b>39</b>	<b>41</b>	<b>119</b>	<b>354</b>	<b>.110</b>	<b>152</b>	<b>.429</b>	<b>13</b>	<b>1-3</b>

## GOALKEEPER STATISTICS

##	NAME	GP	MINUTES	GA	AVG	SAVE	PCT.	W	L	T	SHO
00	BOLAJI, Toba	12	1091:43	11	0.91	63	.851	3	6	3	5/0
0	BARBER, Nick	8	712:53	28	3.53	45	.616	0	7	0	0/0
<b>Total</b>		<b>19</b>	<b>1804:36</b>	<b>39</b>	<b>1.95</b>	<b>113</b>	<b>.743</b>	<b>3</b>	<b>13</b>	<b>3</b>	<b>5</b>
<b>Opponents</b>		<b>19</b>	<b>1804:36</b>	<b>12</b>	<b>0.60</b>	<b>90</b>	<b>.882</b>	<b>13</b>	<b>3</b>	<b>3</b>	<b>10</b>



# 2008

## RECORD

	Overall	Home	Away	Neutral
All Games .....	2-14-3	1-7-2	0-7-1	1-0
Northeast Conference .....	0-7-2	0-4-1	0-3-1	0-0
Non-Conference .....	2-7-1	1-3-1	0-4	1-0

## GAME RESULTS

Date	Opponent	W/L	Score	Attend
Aug. 29	RIDER .....	L	1-2	243
Aug. 31	ALBANY .....	L	0-1	197
Sept. 7	@ Pittsburgh.....	L	0-3	247
Sept. 12	vs. Western Michigan.....	W	2-1	107
Sept. 14	BRYANT .....	T O2	0-0	121
Sept. 19	@ Butler .....	L	0-3	103
Sept. 21	@ Dayton.....	L	0-5	375
Sept. 26	@ Duquesne.....	L OT	0-1	230
Sept. 28	CANISIUS .....	W	3-0	146
Oct. 3	NIAGARA .....	L O2	2-3	127
* Oct. 10	@ Mount St. Mary's .....	L	0-6	112
* Oct. 12	@ Monmouth.....	T O2	2-2	485
* Oct. 17	ST. FRANCIS BROOKLYN.....	L	2-3	107
* Oct. 19	LIU BROOKLYN.....	L	0-2	139
* Oct. 24	@ Sacred Heart .....	L	0-1	155
* Oct. 26	@ Fairleigh Dickinson .....	L	0-1	202
* Oct. 31	QUINNIPIAC.....	T O2	1-1	146
* Nov. 2	CENTRAL CONNECTICUT.....	L	0-1	161
* Nov. 9	SAINT FRANCIS U.....	L	0-3	105

\* Northeast Conference Game

## TEAM STATISTICS

	RMU	OPP
<b>SHOT STATISTICS</b>		
Goals-Shot attempts.....	13-247	39-336
Goals scored per game.....	0.68	2.05
Shot pct.....	.053	.116
Shots on goal-Attempts .....	96-247	162-336
SOG pct.....	.389	.482
Shots/Game.....	13.0	17.7
<b>CORNER KICKS</b> .....	77	132
<b>PENALTY KICKS</b> .....	1-2	2-3
<b>PENALTIES</b>		
Yellow cards .....	33	25
Red cards .....	1	1
<b>ATTENDANCE</b>		
Total .....	1492	1909
Dates/Avg Per Date.....	10/149	8/239
Neutral Site #/Avg.....	1/107	

## GOALS BY PERIOD

	1st	2nd	OT	OT2	Total
Robert Morris.....	8	5	0	0	13
Opponents.....	17	20	1	1	39

## SHOTS BY PERIOD

	1st	2nd	OT	OT2	Total
Robert Morris.....	102	134	6	5	247
Opponents.....	158	153	15	10	336

## SAVES BY PERIOD

	1st	2nd	OT	OT2	Total
Robert Morris.....	59	52	7	5	123
Opponents.....	35	41	3	4	83

## CORNER KICKS BY PERIOD

	1st	2nd	OT	OT2	Total
Robert Morris.....	33	41	2	1	77
Opponents.....	68	57	3	4	132

## FOULS BY PERIOD

	1st	2nd	OT	OT2	Total
Robert Morris.....	157	159	5	9	330
Opponents.....	118	119	6	3	246



## INDIVIDUAL STATISTICS

##	PLAYER	GP	G	A	PTS	SH	SHOT%	SOG	SOG%	GW	PK-AT
7	STANLEY, Tyler	16	2	5	9	44	.045	19	.432	1	1-1
20	RILEY, Sean	19	3	1	7	22	.136	6	.273	1	0-0
16	SHEIBLEY, Matt	19	2	1	5	19	.105	7	.368	0	0-0
5	SOLIS, Tyler	19	2	0	4	25	.080	13	.520	0	0-0
9	TORRANCE, David	19	1	2	4	37	.027	12	.324	0	0-1
10	McIVOR, Kyle	18	1	1	3	18	.056	9	.500	0	0-0
17	DeIGRECO, John	16	1	1	3	6	.167	2	.333	0	0-0
11	SHAFFER, Neil	19	1	0	2	30	.033	14	.467	0	0-0
19	KOVACK, Tim	17	0	1	1	16	.000	7	.438	0	0-0
12	SHINSKY, Max	18	0	1	1	7	.000	1	.143	0	0-0
2	MORIHLATKO, John	18	0	0	0	8	.000	3	.375	0	0-0
18	BOWMAN, Francis	15	0	0	0	7	.000	1	.143	0	0-0
14	GARDNER, Tyler	12	0	0	0	5	.000	2	.400	0	0-0
21	METZGER, Matt	1	0	0	0	1	.000	0	.000	0	0-0
15	BRAUN, Dan	17	0	0	0	1	.000	0	.000	0	0-0
6	GITTENS, Geren	2	0	0	0	1	.000	0	.000	0	0-0
22	RAYMOND, Chase	4	0	0	0	0	.000	0	.000	0	0-0
8	DEEP, Colin	1	0	0	0	0	.000	0	.000	0	0-0
4	BITTNER, Eric	19	0	0	0	0	.000	0	.000	0	0-0
3	GRIFFIN, Matt	6	0	0	0	0	.000	0	.000	0	0-0
0	FELICE, Matt	19	0	0	0	0	.000	0	.000	0	0-0
<b>Total</b>		<b>19</b>	<b>13</b>	<b>13</b>	<b>39</b>	<b>247</b>	<b>.053</b>	<b>96</b>	<b>.389</b>	<b>2</b>	<b>1-2</b>
<b>Opponents</b>		<b>19</b>	<b>39</b>	<b>43</b>	<b>121</b>	<b>336</b>	<b>.116</b>	<b>162</b>	<b>.482</b>	<b>14</b>	<b>2-3</b>

## GOALKEEPER STATISTICS

##	NAME	GP	MINUTES	GA	AVG	SAVE	PCT.	W	L	T	SHO
0	FELICE, Matt	19	1790:15	39	1.96	118	.752	2	14	3	2/0
<b>Total</b>		<b>19</b>	<b>1790:15</b>	<b>39</b>	<b>1.96</b>	<b>123</b>	<b>.759</b>	<b>2</b>	<b>14</b>	<b>3</b>	<b>2</b>
<b>Opponents</b>		<b>19</b>	<b>1790:15</b>	<b>13</b>	<b>0.65</b>	<b>83</b>	<b>.865</b>	<b>14</b>	<b>2</b>	<b>3</b>	<b>12</b>



**RECORD**

	Overall	Home	Away	Neutral
All Games.....	7-7-4	4-1-2	2-4-2	1-2
Northeast Conference.....	2-4-3	2-1-1	0-3-2	0-0
Non-Conference.....	5-3-1	2-0-1	2-1	1-2

**GAME RESULTS**

Date	Opponent	W/L	Score	Attend
Aug. 31	DUQUESNE.....	W	2-0	307
Sept. 2	@ Canisius.....	W	02 2-1	309
Sept. 4	PITTSBURGH.....	W	3-1	209
Sept. 7	vs. Binghamton.....	L	0-1	90
Sept. 9	vs. Wright State.....	W	1-0	97
Sept. 14	vs. #22 Furman.....	L	0-1	-
Sept. 16	@ Wofford.....	W	2-1	196
Sept. 22	W.VA. WESLEYAN.....	T	02 0-0	231
Sept. 30	@ Niagara University.....	L	3-4	202
* Oct. 5	@ LIU Brooklyn.....	T	02 1-1	184
* Oct. 7	@ St. Francis NY.....	L	2-3	173
* Oct. 12	SACRED HEART.....	W	2-0	192
* Oct. 14	FAIRLEIGH DICKINSON.....	L	0-1	195
* Oct. 19	@ Quinnipiac.....	T	02 1-1	234
* Oct. 21	@ Central Connecticut.....	L	1-2	110
* Oct. 28	@ Saint Francis U.....	L	1-3	245
* Nov. 2	MONMOUTH.....	W	02 2-1	167
* Nov. 4	MOUNT ST. MARY'S.....	T	02 3-3	185

\* Northeast Conference Game

**TEAM STATISTICS**

	RMU	OPP
<b>SHOT STATISTICS</b>		
Goals-Shot attempts.....	26-257	24-334
Goals scored per game.....	1.44	1.33
Shot pct.....	.101	.072
Shots on goal-Attempts.....	125-257	153-334
SOG pct.....	.486	.458
Shots/Game.....	14.3	18.6
<b>CORNER KICKS.....</b>	80	127
<b>PENALTY KICKS.....</b>	1-1	4-5
<b>OFFSIDES.....</b>	63	27
<b>PENALTIES</b>		
Yellow cards.....	38	32
Red cards.....	1	3
<b>ATTENDANCE</b>		
Total.....	1486	1653
Dates/Avg Per Date.....	7/212	8/207
Neutral Site #/Avg.....	3/62	

**GOALS BY PERIOD**

	1st	2nd	OT	OT2	Total
Robert Morris.....	10	14	0	2	26
Opponents.....	6	18	0	0	24

**SHOTS BY PERIOD**

	1st	2nd	OT	OT2	Total
Robert Morris.....	106	127	10	14	257
Opponents.....	162	148	10	14	334

**SAVES BY PERIOD**

	1st	2nd	OT	OT2	Total
Robert Morris.....	65	56	5	3	129
Opponents.....	53	36	3	7	99

**CORNER KICKS BY PERIOD**

	1st	2nd	OT	OT2	Total
Robert Morris.....	38	39	2	1	80
Opponents.....	68	53	2	4	127

**FOULS BY PERIOD**

	1st	2nd	OT	OT2	Total
Robert Morris.....	129	145	4	6	284
Opponents.....	134	127	9	13	283



**INDIVIDUAL STATISTICS**

##	PLAYER	GP	G	A	PTS	SH	SHOT%	SOG	SOG%	GW	PK-AT
13	PRZEDNOWEK, Jacek	18	15	4	34	59	.254	34	.576	2	1-1
11	SHAFFER, Neil	18	4	3	11	16	.250	8	.500	1	0-0
6	CHIN, Dwayne	18	3	5	11	51	.059	29	.569	2	0-0
7	ZABINSKI, Ryan	18	2	5	9	33	.061	14	.424	2	0-0
3	STANLEY, Tyler	17	1	4	6	30	.033	14	.467	0	0-0
20	RILEY, Sean	18	1	1	3	16	.062	6	.375	0	0-0
19	KOVACK, Tim	15	0	2	2	16	.000	8	.500	0	0-0
0	FELICE, Matt	18	0	2	2	0	.000	0	.000	0	0-0
10	McIVOR, Kyle	17	0	1	1	15	.000	4	.267	0	0-0
2	MacDONALD, Eric	16	0	0	0	8	.000	3	.375	0	0-0
5	SOLIS, Tyler	14	0	0	0	4	.000	2	.500	0	0-0
18	OJEA, Martin	7	0	0	0	2	.000	1	.500	0	0-0
15	GITTENS, Geren	14	0	0	0	2	.000	0	.000	0	0-0
24	GANNON, Tom	13	0	0	0	1	.000	1	1.000	0	0-0
22	MORHLATKO, John	5	0	0	0	1	.000	0	.000	0	0-0
12	CURRAN-HAYS, Connor	15	0	0	0	1	.000	0	.000	0	0-0
9	THOMAS, DJ	15	0	0	0	1	.000	1	1.000	0	0-0
8	TURNLEY, Justin	13	0	0	0	1	.000	0	.000	0	0-0
16	CASE, RJ	4	0	0	0	0	.000	0	.000	0	0-0
1	MONTELEONE, David	2	0	0	0	0	.000	0	.000	0	0-0
<b>Total</b>		<b>18</b>	<b>26</b>	<b>27</b>	<b>79</b>	<b>257</b>	<b>.101</b>	<b>125</b>	<b>.486</b>	<b>7</b>	<b>1-1</b>
<b>Opponents</b>		<b>18</b>	<b>24</b>	<b>22</b>	<b>70</b>	<b>334</b>	<b>.072</b>	<b>153</b>	<b>.458</b>	<b>7</b>	<b>4-5</b>

**GOALKEEPER STATISTICS**

##	NAME	GP	MINUTES	GA	AVG	SAVE	PCT.	W	L	T	SHO
0	FELICE, Matt	18	1731:26	24	1.25	126	.840	7	7	4	4/0
<b>Total</b>		<b>18</b>	<b>1731:26</b>	<b>24</b>	<b>1.25</b>	<b>129</b>	<b>.843</b>	<b>7</b>	<b>7</b>	<b>4</b>	<b>4</b>
<b>Opponents</b>		<b>18</b>	<b>1731:26</b>	<b>26</b>	<b>1.35</b>	<b>99</b>	<b>.792</b>	<b>7</b>	<b>7</b>	<b>4</b>	<b>4</b>



# 2006

## RECORD

	Overall	Home	Away	Neutral
All Games.....	9-7-4	7-0-2	1-7-2	1-0
Northeast Conference.....	4-2-3	4-0-1	0-2-2	0-0
Non-Conference.....	5-5-1	3-0-1	1-5	1-0

## GAME RESULTS

Date	Opponent	W/L	Score	Attend
Aug. 25	@ Cleveland State.....	L	0-4	350
Aug. 27	MANHATTAN.....	W	6-1	189
Sept. 1	WESTERN MICHIGAN.....	W	2-1	167
Sept. 3	@ Duquesne.....	L	0-1	525
Sept. 8	@ #10 AKRON.....	L OT	0-1	1311
Sept. 15	CANISIUS.....	T O2	3-3	148
Sept. 17	NIAGARA.....	W OT	1-0	187
Sept. 22	@ Bradley.....	L	0-3	630
Sept. 23	vs. Missouri State.....	W	1-0	75
Sept. 27	@ Pittsburgh.....	W	4-1	237
* Oct. 1	SAINT FRANCIS U.....	T O2	0-0	178
* Oct. 6	@ Mount St. Mary's.....	T O2	2-2	123
* Oct. 8	@ MONMOUTH.....	L	1-3	-
* Oct. 13	LIU BROOKLYN.....	W	2-1	106
* Oct. 15	ST. FRANCIS BROOKLYN....	W	2-1	181
* Oct. 20	@ Fairleigh Dickinson.....	T O2	0-0	143
* Oct. 22	@ Sacred Heart.....	L	1-3	163
* Oct. 27	QUINNIPIAC.....	W	2-1	182
* Oct. 29	CENTRAL CONNECTICUT....	W	1-0	167
# Nov. 3	@ #16 MONMOUTH.....	L	0-3	353

\* Northeast Conference Game  
# Northeast Conference Tournament

## TEAM STATISTICS

	RMU	OPP
<b>SHOT STATISTICS</b>		
Goals-Shot attempts.....	28-243	29-325
Goals scored per game.....	1.40	1.45
Shot pct.....	.115	.089
Shots on goal-Attempts.....	52-243	96-325
SOG pct.....	.214	.295
Shots/Game.....	12.1	16.2
<b>CORNER KICKS</b> .....	97	126
<b>PENALTY KICKS</b> .....	0-0	1-1
<b>OFFSIDES</b> .....	64	42
<b>PENALTIES</b>		
Yellow cards.....	35	30
Red cards.....	3	2
<b>ATTENDANCE</b>		
Total.....	1505	3835
Dates/Avg Per Date.....	9/167	10/384
Neutral Site #/Avg.....	1/75	

## GOALS BY PERIOD

	1st	2nd	OT	OT2	Total
Robert Morris.....	14	13	1	0	28
Opponents.....	15	13	1	0	29

## SHOTS BY PERIOD

	1st	2nd	OT	OT2	Total
Robert Morris.....	108	122	7	6	243
Opponents.....	160	143	11	11	325

## SAVES BY PERIOD

	1st	2nd	OT	OT2	Total
Robert Morris.....	58	48	4	5	115
Opponents.....	34	43	3	2	82

## CORNER KICKS BY PERIOD

	1st	2nd	OT	OT2	Total
Robert Morris.....	31	62	1	3	97
Opponents.....	62	59	2	3	126

## FOULS BY PERIOD

	1st	2nd	OT	OT2	Total
Robert Morris.....	149	154	6	4	313
Opponents.....	119	124	5	6	254



## INDIVIDUAL STATISTICS

##	PLAYER	GP	G	A	PTS	SH	SHOT%	SOG	SOG%	GW	PK-AT
13	PRZEDNOWEK, Jacek	19	9	4	22	56	.161	6	.107	3	0-0
7	ZABINSKI, Ryan	18	4	8	16	30	.133	8	.267	1	0-0
12	CURRAN-HAYS, Connor	18	4	2	10	15	.267	5	.333	1	0-0
6	CHIN, Dwayne	20	3	3	9	25	.120	7	.280	1	0-0
9	PARADISE, Matt	19	3	1	7	29	.103	4	.138	1	0-0
2	PELLETIER, Jason	18	1	3	5	21	.048	5	.238	0	0-0
17	McIVOR, Kyle	19	1	2	4	9	.111	1	.111	0	0-0
16	KLABNIK, Mark	20	1	1	3	11	.091	3	.273	1	0-0
20	RILEY, Sean	20	0	3	3	9	.000	2	.222	0	0-0
3	BROWN, Allan	20	1	0	2	11	.091	2	.182	1	0-0
19	MacDONALD, Eric	17	1	0	2	4	.250	2	.500	0	0-0
21	ZEIGLER, Bryn	3	0	2	2	0	.000	0	.000	0	0-0
22	MORIHLATKO, John	15	0	0	0	8	.000	2	.250	0	0-0
11	TERLECKI, Stan	8	0	0	0	5	.000	2	.400	0	0-0
15	NESE, Steve	13	0	0	0	4	.000	1	.250	0	0-0
18	SKOVIRA, Chris	14	0	0	0	2	.000	1	.500	0	0-0
10	SAMAROO, Randy	17	0	0	0	2	.000	1	.500	0	0-0
8	THOMAS, DJ	18	0	0	0	1	.000	0	.000	0	0-0
5	SOLIS, Tyler	7	0	0	0	1	.000	0	.000	0	0-0
23	BEGANY, Ryan	1	0	0	0	0	.000	0	.000	0	0-0
14	NIKONOW, Brian	2	0	0	0	0	.000	0	.000	0	0-0
4	BITTNER, Eric	3	0	0	0	0	.000	0	.000	0	0-0
0	FELICE, Matt	20	0	0	0	0	.000	0	.000	0	0-0
<b>Total</b>		<b>20</b>	<b>28</b>	<b>29</b>	<b>85</b>	<b>243</b>	<b>.115</b>	<b>52</b>	<b>.214</b>	<b>9</b>	<b>0-0</b>
<b>Opponents</b>		<b>20</b>	<b>29</b>	<b>24</b>	<b>82</b>	<b>325</b>	<b>.089</b>	<b>96</b>	<b>.295</b>	<b>7</b>	<b>1-1</b>

## GOALKEEPER STATISTICS

##	NAME	GP	MINUTES	GA	AVG	SAVE	PCT.	W	L	T	SHO
0	FELICE, Matt	20	1893:12	29	1.38	107	.787	9	7	4	5.0
<b>Total</b>		<b>20</b>	<b>1893:12</b>	<b>29</b>	<b>1.38</b>	<b>115</b>	<b>.799</b>	<b>9</b>	<b>7</b>	<b>4</b>	<b>5</b>
<b>Opponents</b>		<b>20</b>	<b>1893:12</b>	<b>28</b>	<b>1.33</b>	<b>82</b>	<b>.745</b>	<b>7</b>	<b>9</b>	<b>4</b>	<b>7</b>



## 2005 – **NEC** Champions

### RECORD

	Overall	Home	Away	Neutral
All Games.....	11-8-1	5-3	5-4-1	1-1
Northeast Conference.....	5-3-1	3-1	2-2-1	0-0
Non-Conference.....	6-5	2-2	3-2	1-1

### GAME RESULTS

Date	Opponent	W/L	Score	Attend
Sept. 4	AKRON.....	L	0-5	206
Sept. 10	@ Oneonta.....	W	3-1	271
Sept. 11	vs. HARTWICK.....	L	1-3	253
Sept. 14	CLEVELAND STATE.....	W	2-0	134
Sept. 21	ST. VINCENT.....	W	5-1	124
Sept. 25	@ Canisius.....	W	4-2	121
Sept. 28	@ West Virginia.....	L	0-3	308
Sept. 30	DUQUESNE.....	L	0-1	154
* Oct. 7	SACRED HEART.....	W	3-2	102
* Oct. 10	#14 FAIRLEIGH DICKINSON....	W	2-0	165
* Oct. 17	@ Central Connecticut.....	L	1-4	65
* Oct. 18	@ Quinnipiac.....	T O2	0-0	67
* Oct. 21	@ Saint Francis U.....	W	2-1	211
* Oct. 28	MONMOUTH.....	L	0-1	131
* Oct. 30	MOUNT ST MARY'S.....	W OT	2-1	128
* Nov. 4	@ LIU Brooklyn.....	L OT	3-4	78
* Nov. 6	@ Saint Francis U.....	W	2-1	78
Nov. 11	vs. #2 Central Connecticut..	W	2-1	450
Nov. 13	@ #1 Monmouth.....	W OT	3-2	476
Nov. 19	@ West Virginia #.....	L	0-1	408

\* Northeast Conference Game  
# NCAA Tournament

### TEAM STATISTICS

	RMU	OPP
<b>SHOT STATISTICS</b>		
Goals-Shot attempts.....	35-244	34-334
Goals scored per game.....	1.75	1.70
Shot pct.....	.143	.102
Shots on goal-Attempts.....	60-244	89-334
SOG pct.....	.246	.266
Shots/Game.....	12.2	16.7
<b>CORNER KICKS</b> .....	83	119
<b>PENALTY KICKS</b> .....	2-2	2-3
<b>PENALTIES</b>		
Yellow cards.....	23	16
Red cards.....	0	5
<b>ATTENDANCE</b>		
Total.....	1144	2083
Dates/Avg Per Date.....	8/143	10/208
Neutral Site #/Avg.....	2/352	

### GOALS BY PERIOD

	1st	2nd	OT	OT2	Total
Robert Morris.....	17	16	2	0	35
Opponents.....	9	24	1	0	34

### SHOTS BY PERIOD

	1st	2nd	OT	OT2	Total
Robert Morris.....	128	111	4	1	244
Opponents.....	153	169	5	7	334

### SAVES BY PERIOD

	1st	2nd	OT	OT2	Total
Robert Morris.....	50	60	0	1	111
Opponents.....	39	45	2	1	87

### CORNER KICKS BY PERIOD

	1st	2nd	OT	OT2	Total
Robert Morris.....	39	41	3	0	83
Opponents.....	52	63	2	2	119

### FOULS BY PERIOD

	1st	2nd	OT	OT2	Total
Robert Morris.....	126	156	4	1	287
Opponents.....	121	133	4	1	259



### INDIVIDUAL STATISTICS

##	PLAYER	GP	G	A	PTS	SH	SHOT%	SOG	SOG%	GW	PK-AT
13	PRZEDNOWEK, Jacek	20	14	3	31	53	.264	11	.208	5	0-0
3	BROWN, Allan	20	8	1	17	17	.471	9	.529	1	2-2
6	CHIN, Dwayne	20	5	1	11	27	.185	4	.148	2	0-0
7	ZABINSKI, Ryan	18	2	5	9	31	.065	6	.194	1	0-0
9	PARADISE, Matt	18	2	3	7	23	.087	7	.304	1	0-0
16	KLABNIK, Mark	20	0	6	6	10	.000	0	.000	0	0-0
11	TERLECKI, Stan	19	1	3	5	25	.040	7	.280	0	0-0
17	DeIGRECO, John	17	2	0	4	15	.133	4	.267	1	0-0
21	CAMPBELL, Dan	19	1	2	4	5	.200	3	.600	0	0-0
2	PELLETIER, Jason	19	0	2	2	22	.000	5	.227	0	0-0
5	REGAN, Kyle	20	0	2	2	4	.000	1	.250	0	0-0
19	MacDONALD, Eric	19	0	0	0	5	.000	1	.200	0	0-0
12	CURRAN-HAYS, Connor	16	0	0	0	5	.000	1	.200	0	0-0
22	MORIHLATKO, John	15	0	0	0	1	.000	1	1.000	0	0-0
10	SAMAROO, Randy	17	0	0	0	1	.000	0	.000	0	0-0
23	MOY, Steve	14	0	0	0	0	.000	0	.000	0	0-0
<b>Total</b>		<b>20</b>	<b>35</b>	<b>28</b>	<b>98</b>	<b>244</b>	<b>.143</b>	<b>60</b>	<b>.246</b>	<b>11</b>	<b>2-2</b>
<b>Opponents</b>		<b>20</b>	<b>34</b>	<b>28</b>	<b>96</b>	<b>334</b>	<b>.102</b>	<b>89</b>	<b>.266</b>	<b>8</b>	<b>2-3</b>

### GOALKEEPER STATISTICS

##	NAME	GP	MINUTES	GA	AVG	SAVE	PCT.	W	L	T	SHO
0	FELICE, Matt	16	1488:54	22	1.33	86	.796	10	5	1	3/0
1	REGAN, Brandon	4	360:00	12	3.00	22	.647	1	3	0	0/0
<b>Total</b>		<b>20</b>	<b>1848:54</b>	<b>34</b>	<b>1.66</b>	<b>111</b>	<b>.766</b>	<b>11</b>	<b>8</b>	<b>1</b>	<b>3</b>
<b>Opponents</b>		<b>20</b>	<b>1848:54</b>	<b>35</b>	<b>1.70</b>	<b>87</b>	<b>.713</b>	<b>8</b>	<b>11</b>	<b>1</b>	<b>6</b>



# 2004

## RECORD

	Overall	Home	Away	Neutral
All Games.....	5-10-4	3-3-2	2-5-1	0-2-1
Northeast Conference.....	3-3-3	1-2-2	2-1-1	0-0
Non-Conference.....	2-7-1	2-1	0-4	0-2-1

## GAME RESULTS

Date	Opponent	W/L	Score	Attend
Sept. 1	@ #22 Akron.....	L	0-1	277
Sept. 4	vs. Philadelphia.....	L	0-1	-
Sept. 5	vs. Albany.....	T O2	0-0	420
Sept. 10	vs. Loyola (Md.).....	L	0-3	-
Sept. 12	@ George Mason.....	L	0-3	170
Sept. 22	PITTSBURGH.....	W	1-0	176
Sept. 26	CANISIUS.....	W	1-0	174
Sept. 28	@ Duquesne University.....	L	1-2	220
Oct. 5	@ Cleveland State.....	L	1-3	186
* Oct. 10	QUINNIPIAC.....	T O2	0-0	137
* Oct. 8	CENTRAL CONNECTICUT.....	T O2	1-1	75
Oct. 13	WEST VIRGINIA.....	L	1-2	128
* Oct. 17	SAINT FRANCIS U.....	W	1-0	108
* Oct. 24	@ Mount St. Mary's.....	W	4-2	135
* Oct. 22	@ Monmouth.....	T O2	1-1	141
* Oct. 29	ST. FRANCIS BROOKLYN.....	L OT	1-2	40
* Oct. 31	LIU BROOKLYN.....	L	1-3	123
* Nov. 5	@ Fairleigh Dickinson.....	L	1-4	61
* Nov. 7	@ Sacred Heart.....	W	2-0	107

\* Northeast Conference Game

## TEAM STATISTICS

	RMU	OPP
<b>SHOT STATISTICS</b>		
Goals-Shot attempts.....	17-228	28-294
Goals scored per game.....	0.89	1.47
Shot pct.....	.075	.095
Shots on goal-Attempts.....	79-228	106-294
SOG pct.....	.346	.361
Shots/Game.....	12.0	15.5
<b>CORNER KICKS</b> .....	89	105
<b>PENALTY KICKS</b> .....	1-1	1-1
<b>PENALTIES</b>		
Yellow cards.....	23	17
Red cards.....	1	2
<b>ATTENDANCE</b>		
Total.....	961	1297
Dates/Avg Per Date.....	8/120	8/162
Neutral Site #/Avg.....	3/140	

## GOALS BY PERIOD

	1st	2nd	OT	OT2	Total
Robert Morris.....	7	10	0	0	17
Opponents.....	13	14	1	0	28

## SHOTS BY PERIOD

	1st	2nd	OT	OT2	Total
Robert Morris.....	100	113	5	10	228
Opponents.....	125	151	11	7	294

## SAVES BY PERIOD

	1st	2nd	OT	OT2	Total
Robert Morris.....	47	53	5	3	108
Opponents.....	36	40	2	3	81

## CORNER KICKS BY PERIOD

	1st	2nd	OT	OT2	Total
Robert Morris.....	37	49	1	2	89
Opponents.....	54	45	3	3	105

## FOULS BY PERIOD

	1st	2nd	OT	OT2	Total
Robert Morris.....	125	148	2	10	285
Opponents.....	130	114	5	9	258



## INDIVIDUAL STATISTICS

##	PLAYER	GP	G	A	PTS	SH	SHOT%	SOG	SOG%	GW	PK-AT
4	DI BUONO, Joe	19	6	5	17	50	.120	18	.360	2	1-1
9	DELGRECO, John	15	3	0	6	21	.143	8	.381	0	0-0
7	ZABINSKI, Ryan	19	2	2	6	31	.065	13	.419	1	0-0
2	TOMMASINI, John	16	2	1	5	19	.105	7	.368	0	0-0
6	CHIN, Dwayne	17	2	0	4	17	.118	2	.118	1	0-0
16	KLABNIK, Mark	19	0	3	3	18	.000	5	.278	0	0-0
3	BROWN, Allan	16	1	0	2	21	.048	8	.381	0	0-0
19	MacDONALD, Eric	8	1	0	2	3	.333	1	.333	0	0-0
18	REGAN, Kyle	13	0	2	2	6	.000	2	.333	0	0-0
21	CAMPBELL, Dan	17	0	1	1	11	.000	2	.182	0	0-0
17	DELGRECO, Mike	19	0	1	1	5	.000	3	.600	0	0-0
12	ZACCARINO, Russ	11	0	0	0	11	.000	7	.636	0	0-0
23	MOY, Steve	11	0	0	0	4	.000	0	.000	0	0-0
20	MIDOCK, Brian	12	0	0	0	4	.000	1	.250	0	0-0
5	BONO, Mark	19	0	0	0	4	.000	1	.250	0	0-0
11	CURRIE, David	13	0	0	0	2	.000	1	.500	0	0-0
24	JOHNS, Daniel	13	0	0	0	1	.000	0	.000	0	0-0
22	MILANI, Rob	11	0	0	0	0	.000	0	.000	0	0-0
14	CHENCINSKI, Tomer	19	0	0	0	0	.000	0	.000	0	0-0
10	SAMAROO, Randy	11	0	0	0	0	.000	0	.000	0	0-0
<b>Total</b>		<b>19</b>	<b>17</b>	<b>15</b>	<b>49</b>	<b>228</b>	<b>.075</b>	<b>79</b>	<b>.346</b>	<b>4</b>	<b>1-1</b>
<b>Opponents</b>		<b>19</b>	<b>28</b>	<b>24</b>	<b>80</b>	<b>294</b>	<b>.095</b>	<b>106</b>	<b>.361</b>	<b>10</b>	<b>1-1</b>

## GOALKEEPER STATISTICS

##	NAME	GP	MINUTES	GA	AVG	SAVE	PCT.	W	L	T	SHO
14	Chencinski, Tomer	19	1735:05	27	1.40	103	.792	5	7	4	9/0
1	Regan, Brandon	1	55:21	1	1.63	3	.750	0	1	0	0/0
<b>Total</b>		<b>19</b>	<b>1790:26</b>	<b>28</b>	<b>1.41</b>	<b>108</b>	<b>.794</b>	<b>5</b>	<b>8</b>	<b>4</b>	<b>6</b>
<b>Opponents</b>		<b>19</b>	<b>1790:26</b>	<b>17</b>	<b>0.85</b>	<b>81</b>	<b>.827</b>	<b>8</b>	<b>5</b>	<b>3</b>	<b>6</b>



**RECORD**

	Overall	Home	Away	Neutral
All Games .....	7-7-5	4-2-2	3-2-2	0-3-1
Northeast Conference .....	5-2-2	3-1	2-1-2	0-0
Non-Conference .....	2-5-3	1-1-2	1-1	0-3-1

**GAME RESULTS**

Date	Opponent	W/L	Score	Attend
Aug. 29	vs. Lafayette .....	L	1-2	100
Aug. 30	vs. Colgate .....	T O2	3-3	100
Sept. 3	CLEVELAND STATE .....	L	2-3	78
Sept. 7	MARSHALL .....	W	2-1	100
Sept. 10	@ Pittsburgh .....	W	3-2	173
Sept. 12	vs. Binghamton .....	L	0-1	55
Sept. 14	@ West Virginia .....	L	0-2	-
Sept. 19	DUQUESNE .....	T O2	1-1	101
* Sept. 26	@ St. Francis Brooklyn .....	W	3-1	120
* Sept. 28	@ LIU Brooklyn .....	L	0-1	115
* Oct. 3	SACRED HEART .....	W	3-1	67
* Oct. 5	FAIRLEIGH DICKINSON .....	L	1-2	101
Oct. 13	SLIPPERY ROCK .....	T O2	2-2	78
* Oct. 17	MOUNT ST. MARY'S .....	W	4-0	65
* Oct. 19	MONMOUTH .....	W	4-2	100
* Oct. 24	@ Quinnipiac .....	W	2-1	51
* Oct. 26	@ Central Connecticut .....	T O2	1-1	214
* Nov. 8	@ Saint Francis U .....	T O2	0-0	150
# Nov. 14	vs. Fairleigh Dickinson .....	L	1-3	50

\* Northeast Conference Game

# Northeast Conference Tournament

**GOALS BY PERIOD**

	1st	2nd	OT	OT2	Total
Robert Morris .....	16	17	0	0	33
Opponents .....	14	15	0	0	29

**SHOTS BY PERIOD**

	1st	2nd	OT	OT2	Total
Robert Morris .....	110	113	8	8	239
Opponents .....	96	111	3	3	213

**SAVES BY PERIOD**

	1st	2nd	OT	OT2	Total
Robert Morris .....	33	50	1	1	85
Opponents .....	43	45	5	4	97

**CORNER KICKS BY PERIOD**

	1st	2nd	OT	OT2	Total
Robert Morris .....	41	48	2	2	93
Opponents .....	51	58	2	2	113

**FOULS BY PERIOD**

	1st	2nd	OT	OT2	Total
Robert Morris .....	139	146	8	7	300
Opponents .....	141	160	15	9	325

**TEAM STATISTICS**

	RMU	OPP
<b>SHOT STATISTICS</b>		
Goals-Shot attempts .....	33-239	29-213
Goals scored per game .....	1.74	1.53
Shot pct. ....	.138	.136
Shots on goal-Attempts .....	5-239	9-213
SOG pct. ....	.021	.042
Shots/Game .....	12.6	11.2
<b>CORNER KICKS</b> .....	93	113
<b>PENALTY KICKS</b> .....	1-1	0-0
<b>PENALTIES</b>		
Yellow cards .....	21	29
Red cards .....	1	0
<b>ATTENDANCE</b>		
Total .....	690	823
Dates/Avg Per Date .....	8/86	7/118
Neutral Site #/Avg .....	4/76	



**Mark Klambnik**

**INDIVIDUAL STATISTICS**

##	PLAYER	GP	G	A	PTS	SH	SHOT%	SOG	SOG%	GW	PK-AT
9	ALI, Said	19	13	4	30	58	.224	1	.017	2	0-0
27	DODDS, Jamie	18	7	7	21	54	.130	1	.019	1	1-1
7	PARILLO, George	17	3	6	12	30	.100	1	.033	1	0-0
4	DI BUONO, Joe	19	5	1	11	39	.128	0	.000	1	0-0
24	ZACCARINO, Russ	18	0	4	4	2	.000	0	.000	0	0-0
16	KLAMNIK, Mark	18	1	1	3	7	.143	0	.000	0	0-0
10	CURRIE, David	17	1	1	3	4	.250	0	.000	0	0-0
17	DELGRECO, Mike	18	0	3	3	5	.000	0	.000	0	0-0
20	KLEINER, Mathias	16	1	0	2	13	.077	0	.000	0	0-0
21	CAMPBELL, Dan	18	1	0	2	10	.100	0	.000	0	0-0
3	BROWN, Allan	17	1	0	2	5	.200	0	.000	1	0-0
8	PETRAS, Justin	15	0	0	0	4	.000	0	.000	0	0-0
15	CHITESTER, Matt	15	0	0	0	2	.000	0	.000	0	0-0
13	BASKIN, Rob	14	0	0	0	2	.000	1	.500	0	0-0
5	BONO, Mark	19	0	0	0	2	.000	0	.000	0	0-0
11	MacDONALD, Eric	1	0	0	0	1	.000	1	1.000	0	0-0
6	SAMAROO, Randy	6	0	0	0	1	.000	0	.000	0	0-0
23	MOY, Steve	11	0	0	0	0	.000	0	.000	0	0-0
22	STANKOVSKY, Mike	2	0	0	0	0	.000	0	.000	0	0-0
14	CHENCINSKI, Tomer	18	0	0	0	0	.000	0	.000	0	0-0
3	BROWN, Allen	1	0	0	0	0	.000	0	.000	0	0-0
2	TOMMASINI, John	1	0	0	0	0	.000	0	.000	0	0-0
<b>Total</b>		<b>19</b>	<b>33</b>	<b>27</b>	<b>93</b>	<b>239</b>	<b>.138</b>	<b>5</b>	<b>.021</b>	<b>6</b>	<b>1-1</b>
<b>Opponents</b>		<b>19</b>	<b>29</b>	<b>23</b>	<b>81</b>	<b>213</b>	<b>.136</b>	<b>9</b>	<b>.042</b>	<b>7</b>	<b>0-0</b>

**GOALKEEPER STATISTICS**

##	NAME	GP	MINUTES	GA	AVG	SAVE	PCT.	W	L	T	SHO
14	CHENCINSKI, Tomer	18	1630:00	23	1.27	77	.770	7	6	5	0/0
1	OZDINEC, Mike	3	180:00	6	3.00	8	.571	0	1	0	0/0
<b>Total</b>		<b>19</b>	<b>1810:00</b>	<b>29</b>	<b>1.44</b>	<b>85</b>	<b>.746</b>	<b>7</b>	<b>7</b>	<b>5</b>	<b>2</b>
<b>Opponents</b>		<b>19</b>	<b>1810:00</b>	<b>33</b>	<b>1.64</b>	<b>97</b>	<b>.746</b>	<b>7</b>	<b>7</b>	<b>5</b>	<b>4</b>

**RECORD**

	Overall	Home	Away	Neutral
All Games .....	9-9-2	4-4-1	4-4-1	1-1
Northeast Conference .....	6-3-1	3-1-1	3-2	0-0
Non-Conference .....	3-6-1	1-3	1-2-1	1-1

**GAME RESULTS**

Date	Opponent	W/L	Score	Attend
Aug 31	BUCKNELL.....	L	2-3	55
Sept. 4	@ Cleveland State.....	W	2-0	103
Sept. 7	vs. Canisius.....	W	4-1	75
Sept. 8	@ Buffalo.....	T	2-2	80
Sept. 11	PITTSBURGH.....	L	0-1	85
Sept. 15	@ Marshall.....	L	0-2	-
Sept. 20	@ Duquesne.....	L	0-5	275
Sept. 25	WEST VIRGINIA.....	L	0-1	55
* Sept. 29	SAINT FRANCIS U.....	W	3-2	65
* Oct 4	@ Fairleigh Dickinson.....	L	0-2	-
* Oct 6	@ Monmouth.....	W	2-0	347
* Oct 11	@ UMBC.....	L	0-2	136
* Oct 13	@ Mount St. Mary's.....	W	6-1	75
* Oct 18	CENTRAL CONNECTICUT ...	W	2-1	35
* Oct 20	QUINNIPIAC.....	T 02	0-0	45
Oct 29	GENEVA.....	W	5-0	25
* Nov 1	LIU BROOKLYN.....	L	0-1	65
* Nov 3	ST. FRANCIS BROOKLYN....	W	2-0	75
* Nov 8	@ Sacred Heart.....	W	3-2	-
# Nov 15	vs. LIU Brooklyn.....	L	0-3	250

\* Northeast Conference Game

# Northeast Conference Tournament

**GOALS BY PERIOD**

	1st	2nd	OT	OT2	Total
Robert Morris.....	13	20	0	0	33
Opponents.....	14	14	1	0	29

**SHOTS BY PERIOD**

	1st	2nd	OT	OT2	Total
Robert Morris.....	135	145	3	3	286
Opponents.....	124	140	3	1	268

**SAVES BY PERIOD**

	1st	2nd	OT	OT2	Total
Robert Morris.....	42	55	1	0	98
Opponents.....	56	56	2	2	116

**CORNER KICKS BY PERIOD**

	1st	2nd	OT	OT2	Total
Robert Morris.....	58	52	0	0	110
Opponents.....	52	73	3	0	128

**FOULS BY PERIOD**

	1st	2nd	OT	OT2	Total
Robert Morris.....	142	139	3	5	289
Opponents.....	147	156	4	0	307

**TEAM STATISTICS**

	RMU	OPP
<b>SHOT STATISTICS</b>		
Goals-Shot attempts.....	33-286	29-268
Goals scored per game.....	1.65	1.45
Shot pct.....	.115	.108
Shots on goal-Attempts.....	0-286	0-268
SOG pct.....	.000	.000
Shots/Game.....	14.3	13.4
<b>CORNER KICKS</b> .....	110	128
<b>PENALTY KICKS</b> .....	0-1	0-1
<b>PENALTIES</b>		
Yellow cards.....	41	26
Red cards.....	3	4
<b>ATTENDANCE</b>		
Total.....	505	1016
Dates/Avg Per Date.....	9/56	9/113
Neutral Site #/Avg.....	2/162	



Jamie Dodds

**INDIVIDUAL STATISTICS**

##	PLAYER	GP	G	A	PTS	SH	SHOT%	SOG	SOG%	GW	PK-AT
9	ALI, Said	17	11	3	25	49	.224	0	.000	4	0-0
27	DODDS, Jamie	19	6	6	18	37	.162	0	.000	1	0-1
21	DODDS, Rhian	17	1	11	13	26	.038	0	.000	1	0-0
7	PARILLO, George	17	3	3	9	37	.081	0	.000	1	0-0
4	DI BUONO, Joe	20	3	3	9	34	.088	0	.000	1	0-0
10	ANDERSON, Danny	19	2	4	8	30	.067	0	.000	0	0-0
11	ABEBE, Ben	17	2	1	5	9	.222	0	.000	0	0-0
13	BASKIN, Rob	14	2	0	4	9	.222	0	.000	0	0-0
17	DELGRECO, Mike	18	1	2	4	11	.091	0	.000	0	0-0
16	ARNOLD, Sean	12	1	2	4	11	.091	0	.000	1	0-0
19	BLANKENSHIP, Jon	3	1	0	2	1	1.000	0	.000	0	0-0
6	MAZZUCA, Eugene	19	0	1	1	0	.000	0	.000	0	0-0
20	CICONTE, Carlo	19	0	0	0	15	.000	0	.000	0	0-0
5	BONO, Mark	14	0	0	0	8	.000	0	.000	0	0-0
3	KERR, Shawn	16	0	0	0	5	.000	0	.000	0	0-0
8	PETRAS, Justin	11	0	0	0	2	.000	0	.000	0	0-0
18	MEASE, Blake	3	0	0	0	1	.000	0	.000	0	0-0
12	ARTUSO, Joe	14	0	0	0	1	.000	0	.000	0	0-0
24	ZACCARINO, Russ	2	0	0	0	0	.000	0	.000	0	0-0
23	MOY, Steve	5	0	0	0	0	.000	0	.000	0	0-0
22	STANKOVSKY, Mike	1	0	0	0	0	.000	0	.000	0	0-0
2	TOMMASINI, John	2	0	0	0	0	.000	0	.000	0	0-0
1	OZDINEC, Mike	19	0	0	0	0	.000	0	.000	0	0-0
<b>Total</b>		<b>20</b>	<b>33</b>	<b>36</b>	<b>102</b>	<b>286</b>	<b>.115</b>	<b>0</b>	<b>.000</b>	<b>9</b>	<b>0-1</b>
<b>Opponents</b>		<b>20</b>	<b>29</b>	<b>29</b>	<b>87</b>	<b>268</b>	<b>.108</b>	<b>0</b>	<b>.000</b>	<b>8</b>	<b>0-1</b>

**GOALKEEPER STATISTICS**

##	NAME	GP	MINUTES	GA	AVG	SAVE	PCT.	W	L	T	SHO
1	OZDINEC, Mike	19	1707:38	24	1.26	89	.788	9	8	2	3/0
30	MONTGOMERY, Ryan	2	38:10	1	2.36	4	.800	0	0	0	0/0
16	ARNOLD, Sean	1	73:00	4	4.93	5	.556	0	1	0	0/0
<b>Total</b>		<b>20</b>	<b>1818:48</b>	<b>29</b>	<b>1.44</b>	<b>99</b>	<b>.773</b>	<b>9</b>	<b>9</b>	<b>2</b>	<b>5</b>
<b>Opponents</b>		<b>20</b>	<b>1818:48</b>	<b>33</b>	<b>1.63</b>	<b>116</b>	<b>.779</b>	<b>9</b>	<b>9</b>	<b>2</b>	<b>9</b>

**RECORD**

	Overall	Home	Away	Neutral
All Games .....	9-9-1	6-3	3-6-1	0-0
Northeast Conference .....	8-3	5-1	3-2	0-0
Non-Conference .....	1-6-1	1-2	0-4-1	0-0

**GAME RESULTS**

Date	Opponent	W/L	Score	Attend
Sept. 1	@ Michigan .....	L	1-2	-
Sept. 2	@ Michigan State .....	L	1-2	-
Sept. 4	CLEVELAND STATE .....	L	0-1	-
Sept. 8	@ Bucknell .....	L	0-1	-
Sept. 18	DUQUESNE .....	L	1-2	-
* Sept. 21	FAIRLEIGH DICKINSON .....	W	2-1	-
Sept. 24	CALIFORNIA (Pa.) .....	W	6-1	-
* Sept. 28	@ LIU Brooklyn .....	L	2-3	-
* Sept. 30	@ St. Francis Brooklyn .....	W	2-1	-
* Oct. 5	MONMOUTH .....	W	3-2	-
* Oct. 7	SACRED HEART .....	W	7-0	-
* Oct. 12	@ Quinnipiac .....	W	3-1	-
* Oct. 14	@ Central Connecticut .....	L	2-3	-
* Oct. 19	UMBC .....	W	3-2	-
* Oct. 21	MOUNT ST. MARY'S .....	W	3-1	-
Oct. 24	@ Pittsburgh .....	T	0-0	-
Oct. 28	@ West Virginia .....	L	1-2	-
* Nov. 4	@ Saint Francis U. ....	W	1-0	-
* Nov. 9	LIU BROOKLYN .....	L	2-3	-

\* Northeast Conference Game

**GOALS BY PERIOD**

	1st	2nd	OT	OT2	Total
Robert Morris.....	14	26	0	0	40
Opponents .....	12	14	1	1	28

**SHOTS BY PERIOD**

	1st	2nd	OT	OT2	Total
Robert Morris.....	286	0	0	0	286
Opponents .....	314	0	0	0	314

**SAVES BY PERIOD**

	1st	2nd	OT	OT2	Total
Robert Morris.....	102	0	0	0	102
Opponents .....	85	0	0	0	85

**CORNER KICKS BY PERIOD**

	1st	2nd	OT	OT2	Total
Robert Morris.....	76	0	0	0	76
Opponents .....	124	0	0	0	124

**FOULS BY PERIOD**

	1st	2nd	OT	OT2	Total
Robert Morris.....	243	0	0	0	243
Opponents .....	280	0	0	0	280

**TEAM STATISTICS**

	RMU	OPP
<b>SHOT STATISTICS</b>		
Goals-Shot attempts.....	39-302	0-0
Goals scored per game.....	2.05	0.00
Shot pct.....	.129	.000
Shots/Game.....	15.9	0.0
<b>CORNER KICKS</b> .....	76	124
<b>PENALTY KICKS</b> .....	0-0	0-0
<b>PENALTIES</b>		
Yellow cards .....	0	0
Red cards .....	0	0
<b>ATTENDANCE</b>		
Total .....	0	0
Dates/Avg Per Date.....	9/0	10/0
Neutral Site #/Avg.....	0/0	



Mike DelGrecu

**INDIVIDUAL STATISTICS**

##	PLAYER	GP	G	A	PTS	SH	SHOT%	GW	PK-AT
18	DODDS, Jamie	19	11	6	28	52	.212	0	0-0
14	ALLEN, Cyril	15	6	5	17	22	.273	0	0-0
21	DODDS, Rhian	16	6	4	16	56	.107	0	0-0
9	DEFRANCO, Jason	16	5	4	14	58	.086	0	0-0
10	ANDERSON, Danny	15	5	2	12	21	.238	0	0-0
17	DelGRECO, Mike	19	1	3	5	11	.091	0	0-0
20	CICONTE, Carlo	16	1	2	4	13	.077	0	0-0
8	PETRAS, Justin	10	1	1	3	5	.200	0	0-0
4	BASKIN, Rob	5	1	1	3	5	.200	0	0-0
12	ARTUSO, Joe	12	1	1	3	3	.333	0	0-0
11	ABEBE, Ben	16	1	0	2	9	.111	0	0-0
13	SCHIRALDI, Mike	12	0	2	2	9	.000	0	0-0
3	KERR, Shawn	19	0	1	1	12	.000	0	0-0
7	GOOSEN, Nick	19	0	0	0	19	.000	0	0-0
22	STANKOVSKY, Mike	16	0	0	0	4	.000	0	0-0
19	BEAVER, Derrick	3	0	0	0	1	.000	0	0-0
16	ARNOLD, Sean	1	0	0	0	1	.000	0	0-0
6	MAZZUCA, Eugene	11	0	0	0	1	.000	0	0-0
24	SUMMERVILLE, Matt	4	0	0	0	0	.000	0	0-0
15	CHITESTER, Matt	3	0	0	0	0	.000	0	0-0
<b>Total</b>		<b>19</b>	<b>39</b>	<b>32</b>	<b>110</b>	<b>302</b>	<b>.129</b>	<b>0</b>	<b>0-0</b>
<b>Opponents</b>		<b>19</b>	<b>0</b>	<b>0</b>	<b>0</b>	<b>0</b>	<b>.000</b>	<b>0</b>	<b>0-0</b>

**GOALKEEPER STATISTICS**

##	NAME	GP	MINUTES	GA	AVG	SAVE	PCT.	W	L	T	SHO
1	HENSON, Matt	19	1740:22	28	1.45	105	.789	9	9	1	2.0
<b>Total</b>		<b>19</b>	<b>1740:22</b>	<b>28</b>	<b>1.45</b>	<b>105</b>	<b>.789</b>	<b>9</b>	<b>9</b>	<b>1</b>	<b>3</b>
<b>Opponents</b>		<b>17</b>	<b>1560:22</b>	<b>38</b>	<b>2.19</b>	<b>82</b>	<b>.683</b>	<b>0</b>	<b>0</b>	<b>0</b>	<b>3</b>

# 2000

## RECORD

	Overall	Home	Away	Neutral
All Games .....	8-9-2	3-6	5-3-2	0-0
Northeast Conference .....	5-4-1	2-3	3-1-1	0-0
Non-Conference .....	3-5-1	1-3	2-2-1	0-0

## GAME RESULTS

Date	Opponent	W/L	Score	Attend
Sept. 1	@ Akron.....	L	0-2	-
Sept. 4	BUCKNELL .....	W	1-0	-
Sept. 8	MICHIGAN STATE.....	L	0-2	-
Sept. 10	@ Canisius .....	T	1-1	-
Sept. 13	WEST VIRGINIA.....	L	1-2	-
Sept. 15	@ Cleveland State .....	W	3-1	-
Sept. 16	@ Loyola-Chicago.....	W	1-0	-
Sept. 19	@ Duquesne .....	L	0-1	-
* Sept. 22	@ Monmouth.....	W	5-2	-
* Sept. 24	@ Fairleigh Dickinson .....	W	4-0	-
* Sept. 29	LJU BROOKLYN .....	W	4-1	-
* Oct. 1	ST. FRANCIS BROOKLYN.....	L	0-1	-
* Oct. 6	@ Sacred Heart .....	W	1-0	-
Oct. 10	PITTSBURGH.....	L	1-2	-
* Oct. 13	QUINNIPIAC.....	L	1-5	-
* Oct. 15	CENTRAL CONNECTICUT.....	W	1-0	-
* Oct. 18	@ UMBC.....	L	0-5	-
* Oct. 22	@ Mount St. Mary's .....	T	2-2	-
* Oct. 29	SAINT FRANCIS U.....	L	1-5	-

\* Northeast Conference Game

## TEAM STATISTICS

	RMU	OPP
<b>SHOT STATISTICS</b>		
Goals-Shot attempts.....	23-246	0-0
Goals scored per game.....	1.21	0.00
Shot pct.....	.093	.000
Shots/Game.....	12.9	0.0
<b>CORNER KICKS</b> .....	90	118
<b>PENALTY KICKS</b> .....	0-0	0-0
<b>PENALTIES</b>		
Yellow cards .....	0	0
Red cards.....	0	0
<b>ATTENDANCE</b>		
Total .....	0	0
Dates/Avg Per Date.....	9/0	10/0
Neutral Site #/Avg.....	0/0	



Justin Petras

## INDIVIDUAL STATISTICS

##	PLAYER	GP	G	A	PTS	SH	SHOT%	GW	PK-AT
9	DEFRANCO, Jason	19	6	2	14	92	.065	0	0-0
10	ANDERSON, Danny	19	5	2	12	39	.128	0	0-0
16	ARNOLD, Sean	19	3	1	7	13	.231	0	0-0
13	SCHIRALDI, Mike	18	2	1	5	16	.125	0	0-0
3	KERR, Shawn	15	2	0	4	11	.182	0	0-0
18	PHILLIPS, Georgio	14	1	1	3	11	.091	0	0-0
4	BASKIN, Rob	18	1	1	3	10	.100	0	0-0
19	BEAVER, Derrick	13	1	1	3	2	.500	0	0-0
11	ABEBE, Ben	17	1	0	2	9	.111	0	0-0
7	GOOSEN, Nick	14	1	0	2	6	.167	0	0-0
21	STEIGERWALD, Mark	15	0	2	2	2	.000	0	0-0
15	CHITESTER, Mark	19	0	1	1	5	.000	0	0-0
6	MAZZUCA, Eugene	13	0	1	1	3	.000	0	0-0
2	LESONICK, Mike	11	0	1	1	2	.000	0	0-0
20	CICONTE, Carlo	19	0	0	0	22	.000	0	0-0
12	KNIGHT, Adam	13	0	0	0	2	.000	0	0-0
5	BELL, Nate	10	0	0	0	1	.000	0	0-0
22	STANKOVSKY, Mike	3	0	0	0	0	.000	0	0-0
17	BELAJOLLI, Labinot	2	0	0	0	0	.000	0	0-0
14	MINERVA, Nick	2	0	0	0	0	.000	0	0-0
8	PETRAS, Justin	5	0	0	0	0	.000	0	0-0
<b>Total</b>		<b>19</b>	<b>23</b>	<b>14</b>	<b>60</b>	<b>246</b>	<b>.093</b>	<b>0</b>	<b>0-0</b>
<b>Opponents</b>		<b>19</b>	<b>0</b>	<b>0</b>	<b>0</b>	<b>0</b>	<b>.000</b>	<b>0</b>	<b>0-0</b>

## GOALKEEPER STATISTICS

##	NAME	GP	MINUTES	GA	AVG	SAVE	PCT.	W	L	T	SHO
1	HENSON, Matt	10	839:20	11	1.18	50	.820	5	4	1	2.0
30	OZDINEC, Mike	11	888:12	22	2.23	51	.699	3	5	1	3.7
<b>Total</b>		<b>19</b>	<b>1727:32</b>	<b>33</b>	<b>1.72</b>	<b>101</b>	<b>.754</b>	<b>8</b>	<b>9</b>	<b>2</b>	<b>5</b>
<b>Opponents</b>		<b>19</b>	<b>1717:32</b>	<b>26</b>	<b>1.36</b>	<b>84</b>	<b>.764</b>	<b>1</b>	<b>0</b>	<b>1</b>	<b>5</b>

## GOALS BY PERIOD

	1st	2nd	OT	Total
Robert Morris.....	11	15	1	27
Opponents.....	13	18	1	32

## SHOTS BY PERIOD

	1st	2nd	OT	Total
Robert Morris.....	251	0	0	251
Opponents.....	297	0	0	297

## SAVES BY PERIOD

	1st	2nd	OT	Total
Robert Morris.....	98	0	0	98
Opponents.....	87	0	0	87

## CORNER KICKS BY PERIOD

	1st	2nd	OT	Total
Robert Morris.....	90	0	0	90
Opponents.....	118	0	0	118

## FOULS BY PERIOD

	1st	2nd	OT	Total
Robert Morris.....	296	0	0	296
Opponents.....	229	0	0	229

**RECORD**

	Overall	Home	Away	Neutral
All Games .....	6-12-2	2-6-1	4-6-1	0-0
Northeast Conference .....	3-4-2	1-2-1	2-2-1	0-0
Non-Conference .....	3-8	1-4	2-4	0-0

**GAME RESULTS**

Date	Opponent	W/L	Score	Attend
Sept. 2	NIAGARA .....	W	3-0	-
Sept. 8	@ Bucknell .....	L	0-1	-
Sept. 11	@ Wright State .....	L	1-3	-
Sept. 12	@ Marshall .....	W	1-0	-
Sept. 14	@ Penn State .....	L	0-3	-
Sept. 17	CANISIUS .....	L	0-1	-
Sept. 21	DUQUESNE .....	L	0-4	-
* Sept. 24	MONMOUTH .....	T	2-2	-
Sept. 28	@ Pittsburgh .....	L	0-3	-
* Oct. 1	@ LIU Brooklyn .....	L	1-2	-
* Oct. 2	@ St. Francis Brooklyn .....	T	1-1	-
Oct. 6	@ James Madison .....	W	3-2	-
* Oct. 8	FAIRLEIGH DICKINSON .....	L	0-1	-
* Oct. 10	SACRED HEART .....	W	3-0	-
Oct. 13	AMERICAN .....	L	1-2	-
* Oct 15	@ Quinnipiac .....	W	1-0	-
* Oct 17	@ Central Connecticut .....	W	3-1	-
Oct 22	UMBC .....	L	1-3	-
* Oct 24	MOUNT ST. MARY'S .....	L	1-3	-
* Oct 31	@ Saint Francis U. ....	L	1-3	-

\* Northeast Conference Game

**GOALS BY PERIOD**

	1st	2nd	Total
Robert Morris.....	11	12	23
Opponents.....	20	15	35

**SHOTS BY PERIOD**

	1st	2nd	Total
Robert Morris.....	238	0	238
Opponents.....	248	0	248

**SAVES BY PERIOD**

	1st	2nd	Total
Robert Morris.....	107	0	107
Opponents.....	96	0	96

**CORNER KICKS BY PERIOD**


	1st	2nd	Total
Robert Morris.....	90	0	90
Opponents.....	116	0	116

**FOULS BY PERIOD**

	1st	2nd	Total
Robert Morris.....	325	0	325
Opponents.....	278	0	278

**TEAM STATISTICS**

	RMU	OPP
<b>SHOT STATISTICS</b>		
Goals-Shot attempts.....	22-237	0-0
Goals scored per game.....	1.10	0.00
Shot pct.....	.093	.000
Shots/Game.....	11.9	0.0
<b>CORNER KICKS</b> .....	90	116
<b>PENALTY KICKS</b> .....	0-0	0-0
<b>PENALTIES</b>		
Yellow cards.....	0	0
Red cards.....	0	0
<b>ATTENDANCE</b>		
Total.....	0	0
Dates/Avg Per Date.....	9/0	11/0
Neutral Site #/Avg.....	0/0	



**Matt Henson**

**INDIVIDUAL STATISTICS**

##	PLAYER	GP	G	A	PTS	SH	SHOT%	GW	PK-AT
9	DEFRANCO, Jason	19	11	1	23	76	.145	0	0-0
16	ARNOLD, Sean	20	4	0	8	7	.571	0	0-0
3	KERR, Shawn	20	2	2	6	27	.074	0	0-0
20	CICONTE, Carlo	20	2	2	6	25	.080	0	0-0
13	SCHIRALDI, Mike	19	0	5	5	18	.000	0	0-0
10	ABEBE, Ben	20	2	0	4	22	.091	0	0-0
15	CHITESTER, Matt	19	1	0	2	9	.111	0	0-0
7	GOOSEN, Nick	15	0	2	2	11	.000	0	0-0
8	DOUGHERTY, Tim	15	0	1	1	5	.000	0	0-0
14	GRILL, Joshua	17	0	1	1	4	.000	0	0-0
12	KNIGHT, Adam	10	0	1	1	2	.000	0	0-0
23	BONO, Mark	17	0	0	0	17	.000	0	0-0
17	BERNOSKY, Eric	17	0	0	0	6	.000	0	0-0
22	STANKOVSKY, Mike	20	0	0	0	4	.000	0	0-0
5	BELL, Nate	9	0	0	0	2	.000	0	0-0
19	DRIVER, Cullen	3	0	0	0	1	.000	0	0-0
18	RECKNER, Robert	13	0	0	0	1	.000	0	0-0
11	DUNN, Brendan	7	0	0	0	0	.000	0	0-0
6	MAZZUCA, Eugene	17	0	0	0	0	.000	0	0-0
<b>Total</b>		<b>20</b>	<b>22</b>	<b>15</b>	<b>59</b>	<b>237</b>	<b>.093</b>	<b>0</b>	<b>0-0</b>
<b>Opponents</b>		<b>20</b>	<b>0</b>	<b>0</b>	<b>0</b>	<b>0</b>	<b>.000</b>	<b>0</b>	<b>0-0</b>

**GOALKEEPER STATISTICS**

##	NAME	GP	MINUTES	GA	AVG	SAVE	PCT.	W	L	T	SHO
0	HOLLOWOOD, Heath	1	13:00	0	0.00	0	.000	0	0	0	0.0
1	HENSON, Matt	20	1787:00	35	1.76	104	.748	6	12	2	4.0
<b>Total</b>		<b>20</b>	<b>1800:00</b>	<b>35</b>	<b>1.75</b>	<b>104</b>	<b>.748</b>	<b>6</b>	<b>12</b>	<b>2</b>	<b>4</b>
<b>Opponents</b>		<b>20</b>	<b>1800:00</b>	<b>23</b>	<b>1.15</b>	<b>94</b>	<b>.803</b>	<b>0</b>	<b>0</b>	<b>0</b>	<b>6</b>

**RECORD**

	Overall	Home	Away	Neutral
All Games .....	6-13	3-6	3-7	0-0
Northeast Conference .....	4-5	3-2	1-3	0-0
Non-Conference .....	2-8	0-4	2-4	0-0

**GAME RESULTS**

Date	Opponent	W/L	Score	Attend
Sept. 5	@ Navy .....	L	1-3	-
Sept. 6	@ Towson .....	L	1-6	-
Sept. 9	PITTSBURGH .....	L	3-7	-
Sept. 15	AKRON .....	L	2-5	-
* Sept. 19	@ UMBC .....	L	2-3	-
Sept. 22	@ Duquesne .....	W	4-0	-
* Sept. 25	ST. FRANCIS BROOKLYN .....	L	0-2	-
* Sept. 27	LIU BROOKLYN .....	W	3-2	-
* Oct. 2	@ Monmouth .....	L	2-4	-
* Oct. 4	@ Fairleigh Dickinson .....	L	0-4	-
Oct. 7	CLEVELAND STATE .....	L	1-2	-
* Oct. 13	SAINT FRANCIS U. ....	W	2-0	-
* Oct. 16	QUINNIPIAC .....	W	6-0	-
* Oct. 18	CENTRAL CONNECTICUT .....	L	0-4	-
Oct. 21	@ American .....	L	0-3	-
Oct. 25	@ Niagara .....	W	2-1	-
Oct. 28	@ West Virginia .....	L	1-2	-
* Oct. 31	@ Mount St. Mary's .....	W	1-0	-
Nov. 3	JAMES MADISON .....	L	0-5	-

\* Northeast Conference Game

**GOALS BY PERIOD**

	1st	2nd	OT	Total
Robert Morris .....	12	18	1	31
Opponents .....	26	26	1	53

**SHOTS BY PERIOD**

	1st	2nd	OT	Total
Robert Morris .....	214	0	0	214
Opponents .....	315	0	0	315

**SAVES BY PERIOD**

	1st	2nd	OT	Total
Robert Morris .....	119	0	0	119
Opponents .....	92	0	0	92

**CORNER KICKS BY PERIOD**


	1st	2nd	OT	Total
Robert Morris .....	84	0	0	84
Opponents .....	109	0	0	109

**FOULS BY PERIOD**

	1st	2nd	OT	Total
Robert Morris .....	249	0	0	249
Opponents .....	257	0	0	257

**TEAM STATISTICS**

	RMU	OPP
<b>SHOT STATISTICS</b>		
Goals-Shot attempts .....	29-214	0-0
Goals scored per game .....	1.53	0.00
Shot pct. ....	.136	.000
Shots/Game .....	11.3	0.0
<b>CORNER KICKS</b> .....	84	109
<b>PENALTY KICKS</b> .....	0-0	0-0
<b>PENALTIES</b>		
Yellow cards .....	0	0
Red cards .....	0	0
<b>ATTENDANCE</b>		
Total .....	0	0
Dates/Avg Per Date .....	9/0	10/0
Neutral Site #/Avg .....	0/0	



Jason DeFranco

**INDIVIDUAL STATISTICS**

##	PLAYER	GP	G	A	PTS	SH	SHOT%	GW	PK-AT
12	SANNA, Danny	18	6	8	20	42	.143	0	0-0
19	SARAI, Jason	19	6	6	18	34	.176	0	0-0
9	DEFRANCO, Jason	17	7	1	15	34	.206	0	0-0
21	DODDS, Rhian	11	3	2	8	16	.188	0	0-0
14	SMITH, Brian	13	2	1	5	6	.333	0	0-0
15	MACEVOY, Paul	17	2	0	4	7	.286	0	0-0
7	GOOSEN, Nick	18	1	2	4	22	.045	0	0-0
6	NOTTINGHAM, Curt	18	1	1	3	11	.091	0	0-0
5	BELL, Nate	18	1	0	2	9	.111	0	0-0
10	OULARE, Layba	16	0	2	2	7	.000	0	0-0
11	KNIGHT, John	17	0	1	1	9	.000	0	0-0
16	GRILL, Joshua	11	0	1	1	5	.000	0	0-0
3	GOODRIDGE, Kevin	15	0	1	1	2	.000	0	0-0
20	ROFRANO, Josh	10	0	0	0	4	.000	0	0-0
17	DUNN, Brendan	15	0	0	0	3	.000	0	0-0
8	DOUGHERTY, Tim	9	0	0	0	2	.000	0	0-0
18	ARNOLD, Kevin	12	0	0	0	1	.000	0	0-0
22	ABEBE, Ben	4	0	0	0	0	.000	0	0-0
13	RECKNER, Robert	2	0	0	0	0	.000	0	0-0
4	CRAMER, Bobby	6	0	0	0	0	.000	0	0-0
<b>Total</b>		<b>19</b>	<b>29</b>	<b>26</b>	<b>84</b>	<b>214</b>	<b>.136</b>	<b>0</b>	<b>0-0</b>
<b>Opponents</b>		<b>19</b>	<b>0</b>	<b>0</b>	<b>0</b>	<b>0</b>	<b>.000</b>	<b>0</b>	<b>0-0</b>

**GOALKEEPER STATISTICS**

##	NAME	GP	MINUTES	GA	AVG	SAVE	PCT.	W	L	T	SHO
00	HOGSTEN, Chris	3	166:40	1	0.54	6	.857	1	0	0	1.0
1	HENSON, Matt	18	1543:20	52	3.03	117	.692	5	13	0	4.0
<b>Total</b>		<b>19</b>	<b>1710:00</b>	<b>53</b>	<b>2.79</b>	<b>123</b>	<b>.699</b>	<b>6</b>	<b>13</b>	<b>0</b>	<b>4</b>
<b>Opponents</b>		<b>19</b>	<b>1710:00</b>	<b>31</b>	<b>1.63</b>	<b>92</b>	<b>.748</b>	<b>0</b>	<b>0</b>	<b>0</b>	<b>5</b>

**RECORD**

	Overall	Home	Away	Neutral
All Games .....	3-14-2	3-4-1	0-10-1	0-0
Northeast Conference .....	1-5	1-2	0-3	0-0
Non-Conference .....	2-9-2	2-2-1	0-7-1	0-0

**GAME RESULTS**

Date	Opponent	W/L	Score	Attend
Aug. 30	WEST VIRGINIA.....	W	1-0	-
Sept. 2	SAINT VINCENT .....	L	1-2	-
Sept. 5	@ Old Dominion.....	L	0-1	-
Sept. 6	@ William & Mary.....	L	0-7	-
Sept. 12	@ Drexel.....	T	1-1	-
Sept. 13	@ Temple .....	L	0-2	-
Sept. 17	DUQUESNE .....	T	1-1	-
Sept. 19	@ Akron.....	L	0-4	-
* Sept. 21	FAIRLEIGH DICKINSON.....	W	2-1	-
Sept. 24	@ Cleveland State .....	L	1-6	-
* Sept. 27	ST. FRANCIS BROOKLYN.....	L	0-3	-
Oct. 1	@ Pittsburgh.....	L	0-2	-
* Oct. 12	@ Monmouth.....	L	0-1	-
Oct. 14	NIAGARA.....	L	1-2	-
* Oct. 16	@ Saint Francis U. ....	L	3-4	-
* Oct. 18	MOUNT ST. MARY'S .....	L	1-3	-
* Oct. 26	@ LIU Brooklyn .....	L	2-5	-
Oct. 28	CALIFORNIA .....	W	4-2	-
Nov. 1	@ James Madison .....	L	0-8	-

\* Northeast Conference Game

**GOALS BY PERIOD**

	1st	2nd	OT	OT2	Total
Robert Morris.....	11	6	0	1	18
Opponents.....	25	28	1	1	55

**SHOTS BY PERIOD**

	1st	2nd	OT	OT2	Total
Robert Morris.....	217	0	0	0	217
Opponents.....	303	0	0	0	303

**SAVES BY PERIOD**

	1st	2nd	OT	OT2	Total
Robert Morris.....	121	0	0	0	121
Opponents.....	112	0	0	0	112

**CORNER KICKS BY PERIOD**

	1st	2nd	OT	OT2	Total
Robert Morris.....	92	0	0	0	92
Opponents.....	127	0	0	0	127

**FOULS BY PERIOD**

	1st	2nd	OT	OT2	Total
Robert Morris.....	276	0	0	0	276
Opponents.....	399	0	0	0	399

**TEAM STATISTICS**

	RMU	OPP
<b>SHOT STATISTICS</b>		
Goals-Shot attempts.....	16-194	0-0
Goals scored per game.....	0.84	0.00
Shot pct.....	.082	.000
Shots/Game.....	10.2	0.0
<b>CORNER KICKS</b> .....	92	127
<b>PENALTY KICKS</b> .....	0-0	0-0
<b>PENALTIES</b>		
Yellow cards .....	0	0
Red cards.....	0	0
<b>ATTENDANCE</b>		
Total .....	0	0
Dates/Avg Per Date.....	8/0	11/0
Neutral Site #/Avg.....	0/0	



**INDIVIDUAL STATISTICS**

##	PLAYER	GP	G	A	PTS	SH	SHOT%	GW	PK-AT
21	SANNA, Danny	14	4	3	11	30	.133	0	0-0
12	CARBONARA, Steve	16	3	1	7	29	.103	0	0-0
17	COLOM, Andrew	18	2	2	6	26	.077	0	0-0
13	RECKNER, Robert	5	2	0	4	5	.400	0	0-0
14	PELGER, Josh	16	1	0	2	20	.050	0	0-0
7	PICKERSGILL, Steve	12	1	0	2	12	.083	0	0-0
10	OULARE, Layba	18	1	0	2	10	.100	0	0-0
3	GOODRIDGE, Kevin	19	1	0	2	7	.143	0	0-0
15	GRILL, Joshua	14	1	0	2	5	.200	0	0-0
19	BELL, Nate	15	0	2	2	13	.000	0	0-0
11	KNIGHT, John	5	0	1	1	3	.000	0	0-0
5	DOUGHERTY, Tim	14	0	0	0	11	.000	0	0-0
8	WATKINS, Steve	14	0	0	0	9	.000	0	0-0
4	VIGLIANO, Tony	17	0	0	0	5	.000	0	0-0
1	WISNOM, Pat	17	0	0	0	4	.000	0	0-0
2	KAUFMAN, Cory	7	0	0	0	3	.000	0	0-0
16	SMITH, Brian	8	0	0	0	2	.000	0	0-0
22	DISANZA, Pete	1	0	0	0	0	.000	0	0-0
20	McCOLLIN, Wendell	1	0	0	0	0	.000	0	0-0
18	BARRY, Momadou	1	0	0	0	0	.000	0	0-0
9	COOKE, Kevin	13	0	0	0	0	.000	0	0-0
6	MIGONE, Juan	9	0	0	0	0	.000	0	0-0
<b>Total</b>		<b>19</b>	<b>16</b>	<b>9</b>	<b>41</b>	<b>194</b>	<b>.082</b>	<b>0</b>	<b>0-0</b>
<b>Opponents</b>		<b>19</b>	<b>0</b>	<b>0</b>	<b>0</b>	<b>0</b>	<b>.000</b>	<b>0</b>	<b>0-0</b>

**GOALKEEPER STATISTICS**

##	NAME	GP	MINUTES	GA	AVG	SAVE	PCT.	W	L	T	SHO
1	WISNOM, Pat	16	1440:00	38	2.38	98	.721	2	12	2	1.0
00	MILLER, Phillip	1	65:00	4	5.54	3	.429	0	0	0	0.0
0	HOGSTEN, Chris	3	270:00	17	5.67	16	.485	1	2	0	0.0
<b>Total</b>		<b>19</b>	<b>1775:00</b>	<b>59</b>	<b>2.99</b>	<b>117</b>	<b>.665</b>	<b>3</b>	<b>14</b>	<b>2</b>	<b>1</b>
<b>Opponents</b>		<b>19</b>	<b>1710:00</b>	<b>18</b>	<b>0.95</b>	<b>129</b>	<b>.878</b>	<b>1</b>	<b>1</b>	<b>0</b>	<b>8</b>

**RECORD**

	Overall	Home	Away	Neutral
All Games .....	12-7-1	8-3	4-4-1	0-0
Northeast Conference .....	8-2	6-1	2-1	0-0
Non-Conference .....	4-5-1	2-2	2-3-1	0-0

**GAME RESULTS**

Date	Opponent	W/L	Score	Attend
Aug. 31	@ Illinois-Chicago.....	T	2-2	-
Sept. 1	@ Coastal Carolina .....	L	1-2	-
Sept. 8	@ VCU .....	W	1-0	-
Sept. 11	DREXEL.....	W	4-0	-
Sept. 15	LOYOLA .....	L	2-4	-
Sept. 18	@ Duquesne.....	L	1-2	-
* Sept. 27	@ St. Francis Brooklyn.....	L	0-1	-
* Sept. 29	@ Marist.....	W	2-0	-
Oct. 2	PITTSBURGH.....	L	1-2	-
* Oct. 6	MONMOUTH.....	W	2-0	-
* Oct. 11	@ Mount St. Mary's .....	W	2-1	-
* Oct. 16	SAINT FRANCIS U.....	W	3-1	-
* Oct. 19	RIDER .....	W	2-1	-
Oct. 20	@ Maryland.....	L	0-5	-
Oct. 23	@ West Virginia.....	W	3-2	-
Oct. 29	AKRON.....	W	1-0	-
* Nov. 2	LIU BROOKLYN .....	W	4-0	-
* Nov. 10	ST. FRANCIS BROOKLYN.....	L	1-2	-
* Nov. 13	FAIRLEIGH DICKINSON.....	W	1-0	-
* Nov. 8	MOUNT ST. MARY'S .....	W	4-2	-

\* Northeast Conference Game

**GOALS BY PERIOD**

	1st	2nd	OT	OT2	Total
Robert Morris.....	16	18	3	0	37
Opponents.....	12	12	1	2	27

**SHOTS BY PERIOD**

	1st	2nd	OT	OT2	Total
Robert Morris.....	231	0	0	0	231
Opponents.....	230	0	0	0	230

**SAVES BY PERIOD**

	1st	2nd	OT	OT2	Total
Robert Morris.....	105	0	0	0	105
Opponents.....	113	0	0	0	113

**CORNER KICKS BY PERIOD**

	1st	2nd	OT	OT2	Total
Robert Morris.....	95	0	0	0	95
Opponents.....	113	0	0	0	113

**FOULS BY PERIOD**

	1st	2nd	OT	OT2	Total
Robert Morris.....	192	0	0	0	192
Opponents.....	199	0	0	0	199

**TEAM STATISTICS**

	RMU	OPP
<b>SHOT STATISTICS</b>		
Goals-Shot attempts.....	37-228	0-0
Goals scored per game.....	1.85	0.00
Shot pct.....	.162	.000
Shots/Game.....	11.4	0.0
<b>CORNER KICKS</b> .....	95	113
<b>PENALTY KICKS</b> .....	0-0	0-0
<b>PENALTIES</b>		
Yellow cards.....	0	0
Red cards.....	0	0
<b>ATTENDANCE</b>		
Total.....	0	0
Dates/Avg Per Date.....	11/0	9/0
Neutral Site #/Avg.....	0/0	



Steve Bell

**INDIVIDUAL STATISTICS**

#	PLAYER	GP	G	A	PTS	SH	SHOT%	GW	PK-AT
10	SHANNON, Musa	18	16	4	36	47	.340	0	0-0
7	DAVIS, Brian	18	6	2	14	31	.194	0	0-0
12	CARBONARA, Steve	18	5	3	13	44	.114	0	0-0
17	COLOM, Andrew	18	3	2	8	28	.107	0	0-0
8	EASTGATE, Graeme	6	2	1	5	6	.333	0	0-0
5	SMITH, Brian	7	2	0	4	4	.500	0	0-0
9	WILLIAMS, Nick	19	1	2	4	22	.045	0	0-0
3	DARNSTAEDT, Jason	17	1	2	4	14	.071	0	0-0
22	BELL, Steve	8	1	1	3	15	.067	0	0-0
11	KNIGHT, John	17	0	1	1	5	.000	0	0-0
13	RECKNER, Robert	14	0	0	0	4	.000	0	0-0
19	HOUGH, Jeff	17	0	0	0	3	.000	0	0-0
14	PELGER, Josh	12	0	0	0	2	.000	0	0-0
00	WISNOM, Pat	13	0	0	0	2	.000	0	0-0
4	COOKE, Kevin	15	0	0	0	1	.000	0	0-0
20	OULARE, Layba	15	0	0	0	0	.000	0	0-0
18	DOUGHERTY, Tim	11	0	0	0	0	.000	0	0-0
16	GRILL, Joshua	1	0	0	0	0	.000	0	0-0
15	SALEK, Andrew	15	0	0	0	0	.000	0	0-0
1	CLOUGH, Mike	1	0	0	0	0	.000	0	0-0
<b>Total</b>		<b>20</b>	<b>37</b>	<b>18</b>	<b>92</b>	<b>228</b>	<b>.162</b>	<b>0</b>	<b>0-0</b>
<b>Opponents</b>		<b>20</b>	<b>0</b>	<b>0</b>	<b>0</b>	<b>0</b>	<b>.000</b>	<b>0</b>	<b>0-0</b>

**GOALKEEPER STATISTICS**

#	NAME	GP	MINUTES	GA	AVG	SAVE	PCT.	W	L	T	SHO
23	KELLER, Jason	10	867:00	7	0.73	40	.851	7	2	0	4/0
0	McCALLUM, Paul	1	90:00	2	2.00	7	.778	0	1	0	0/0
00	WISNOM, Pat	8	663:00	16	2.17	58	.784	3	4	1	2/0
<b>Total</b>		<b>18</b>	<b>1620:00</b>	<b>25</b>	<b>1.39</b>	<b>105</b>	<b>.808</b>	<b>10</b>	<b>7</b>	<b>1</b>	<b>7</b>
<b>Opponents</b>		<b>18</b>	<b>1620:00</b>	<b>32</b>	<b>1.78</b>	<b>113</b>	<b>.779</b>	<b>0</b>	<b>0</b>	<b>0</b>	<b>2</b>

**RECORD**

	Overall	Home	Away	Neutral
All Games .....	14-3	8-0	6-3	0-0
Northeast Conference .....	8-0	4-0	4-0	0-0
Non-Conference .....	6-3	4-0	2-3	0-0

**GAME RESULTS**

Date	Opponent	W/L	Score	Attend
Sept. 2	PITTSBURGH .....	W	4-0	-
Sept. 3	@ Buffalo.....	W	1-0	-
* Sept. 9	MARIST.....	W	7-0	-
Sept. 13	WEST VIRGINIA.....	W	6-2	-
* Sept. 17	FAIRLEIGH DICKINSON.....	W	3-2	-
Sept. 20	@ North Carolina State .....	L	2-3	-
Sept. 22	@ American.....	W	4-1	-
* Sept. 29	ST. FRANCIS BROOKLYN.....	W	3-0	-
* Oct. 1	MOUNT ST. MARY'S .....	W	1-0	-
* Oct. 8	@ Monmouth.....	W	6-1	-
Oct. 10	DUQUESNE .....	W	1-0	-
* Oct. 17	@ Saint Francis U. ....	W	3-2	-
* Oct. 20	@ LIU Brooklyn.....	W	4-1	-
* Oct. 22	@ Rider .....	W	4-3	-
Oct. 25	@ Virginia.....	L	0-3	-
Oct. 28	JAMES MADISON.....	W	4-1	-
Oct. 29	@ Akron.....	L	0-1	-

\* Northeast Conference Game

**GOALS BY PERIOD**

	1st	2nd	OT	Total
Robert Morris.....	26	26	1	53
Opponents.....	11	8	1	20

**SHOTS BY PERIOD**

	1st	2nd	OT	Total
Robert Morris.....	267	0	0	267
Opponents.....	205	0	0	205

**SAVES BY PERIOD**

	1st	2nd	OT	Total
Robert Morris.....	82	0	0	82
Opponents.....	94	0	0	94

**CORNER KICKS BY PERIOD**


	1st	2nd	OT	Total
Robert Morris.....	88	0	0	88
Opponents.....	95	0	0	95

**FOULS BY PERIOD**

	1st	2nd	OT	Total
Robert Morris.....	127	0	0	127
Opponents.....	135	0	0	135

**TEAM STATISTICS**

	RMU	OPP
<b>SHOT STATISTICS</b>		
Goals-Shot attempts.....	53-240	0-0
Goals scored per game.....	3.12	0.00
Shot pct.....	.221	.000
Shots/Game.....	14.1	0.0
<b>CORNER KICKS</b> .....	88	95
<b>PENALTY KICKS</b> .....	0-0	0-0
<b>PENALTIES</b>		
Yellow cards.....	0	0
Red cards.....	0	0
<b>ATTENDANCE</b>		
Total.....	0	0
Dates/Avg Per Date.....	8/0	9/0
Neutral Site #/Avg.....	0/0	



Musa Shannon

**INDIVIDUAL STATISTICS**

##	PLAYER	GP	G	A	PTS	SH	SHOT%	GW	PK-AT
10	SHANNON, Musa	16	12	5	29	40	.300	0	0-0
9	PATITUCCI, Marco	16	9	3	21	48	.188	0	0-0
7	DAVIS, Brian	17	8	4	20	30	.267	0	0-0
22	BELL, Steve	17	6	8	20	26	.231	0	0-0
13	HULTQUIST, Chris	17	5	9	19	22	.227	0	0-0
2	ROACH, John	13	3	7	13	13	.231	0	0-0
12	CARBONARA, Steve	16	4	4	12	16	.250	0	0-0
21	WILLIAMS, Nick	16	3	3	9	15	.200	0	0-0
18	MEASE, Kert	16	1	4	6	7	.143	0	0-0
3	DARNSTAEDT, Jason	15	1	0	2	12	.083	0	0-0
8	EASTGATE, Graeme	14	1	0	2	5	.200	0	0-0
16	MARSHALL, James	12	0	0	0	3	.000	0	0-0
24	HOUGH, Jeff	16	0	0	0	1	.000	0	0-0
14	HOSKINS, Williams	7	0	0	0	1	.000	0	0-0
4	COOKE, Kevin	10	0	0	0	1	.000	0	0-0
19	OERTLI, Emmanuel	9	0	0	0	0	.000	0	0-0
5	SMITH, Brian	1	0	0	0	0	.000	0	0-0
00	WISNOM, Pat	2	0	0	0	0	.000	0	0-0
<b>Total</b>		<b>17</b>	<b>53</b>	<b>47</b>	<b>153</b>	<b>240</b>	<b>.221</b>	<b>0</b>	<b>0-0</b>
<b>Opponents</b>		<b>17</b>	<b>0</b>	<b>0</b>	<b>0</b>	<b>0</b>	<b>.000</b>	<b>0</b>	<b>0-0</b>

**GOALKEEPER STATISTICS**

##	NAME	GP	MINUTES	GA	AVG	SAVE	PCT.	W	L	T	SHO
00	WISNOM, Pat	1	30:00	0	0.00	1	1.000	0	0	0	1.0
0	MOSCATELLO, Fabrizi	16	1395:00	17	1.10	74	.813	14	2	0	6.0
1	CLOUGH, Mike	2	105:00	3	2.57	6	.667	0	1	0	1.0
<b>Total</b>		<b>17</b>	<b>1530:00</b>	<b>20</b>	<b>1.18</b>	<b>81</b>	<b>.802</b>	<b>14</b>	<b>3</b>	<b>0</b>	<b>6</b>
<b>Opponents</b>		<b>17</b>	<b>1530:00</b>	<b>53</b>	<b>3.12</b>	<b>94</b>	<b>.639</b>	<b>0</b>	<b>0</b>	<b>0</b>	<b>2</b>

# 1994 – NEC Champions

## RECORD

	Overall	Home	Away	Neutral
All Games .....	15-6-1	8-1	7-5-1	0-0
Northeast Conference .....	10-0-1	6-0	4-0-1	0-0
Non-Conference .....	5-6	2-1	3-5	0-0

## GAME RESULTS

Date	Opponent	W/L	Score	Attend
Sept. 3	@ George Washington.....	W	5-2	-
* Sept. 9	@ St. Francis Brooklyn.....	W	1-0	-
* Sept. 11	@ Marist.....	W	3-1	-
Sept. 14	MIAMI OHIO .....	W	2-1	-
* Sept. 17	@ Fairleigh Dickinson .....	W	3-2	-
Sept. 21	PITTSBURGH .....	W	3-2	-
Sept. 23	WILLIAM & MARY .....	L	0-2	-
Sept. 25	@ Old Dominion.....	L	0-5	-
Sept. 28	@ Marshall .....	W	4-1	-
* Oct. 1	@ Mount St. Mary's .....	T	0-0	-
Oct. 2	@ Radford .....	W	2-1	-
Oct. 5	@ West Virginia.....	L	2-3	-
* Oct. 8	MONMOUTH.....	W	2-1	-
* Oct. 15	@ Rider .....	W	4-1	-
Oct. 16	@ Akron.....	L	0-4	-
* Oct. 19	SAINT FRANCIS U.....	W	9-0	-
* Oct. 22	LIU BROOKLYN .....	W	2-1	-
Oct. 25	@ James Madison .....	L	0-1	-
Oct. 30	@ Maryland.....	L	0-1	-
* Nov. 4	LIU BROOKLYN .....	W	4-1	-
* Nov. 6	MOUNT ST. MARY'S .....	W	2-0	-
* Nov. 12	LAFAYETTE.....	W	1-0	-

\* Northeast Conference Game

## TEAM STATISTICS

	RMU	OPP
<b>SHOT STATISTICS</b>		
Goals-Shot attempts.....	47-326	0-0
Goals scored per game.....	2.14	0.00
Shot pct.....	.144	.000
Shots/Game.....	14.8	0.0
<b>CORNER KICKS</b> .....	121	123
<b>PENALTY KICKS</b> .....	0-0	0-0
<b>PENALTIES</b>		
Yellow cards .....	0	0
Red cards.....	0	0
<b>ATTENDANCE</b>		
Total .....	0	0
Dates/Avg Per Date.....	9/0	13/0
Neutral Site #/Avg.....	0/0	

## GOALS BY PERIOD

	1st	2nd	OT	OT2	Total
Robert Morris.....	20	22	2	5	49
Opponents.....	16	14	0	0	30

## SHOTS BY PERIOD

	1st	2nd	OT	OT2	Total
Robert Morris.....	341	0	0	0	341
Opponents.....	271	0	0	0	271

## SAVES BY PERIOD

	1st	2nd	OT	OT2	Total
Robert Morris.....	115	0	0	0	115
Opponents.....	173	0	0	0	173

## CORNER KICKS BY PERIOD

	1st	2nd	OT	OT2	Total
Robert Morris.....	121	0	0	0	121
Opponents.....	123	0	0	0	123

## FOULS BY PERIOD

	1st	2nd	OT	OT2	Total
Robert Morris.....	268	0	0	0	268
Opponents.....	279	0	0	0	279



## INDIVIDUAL STATISTICS

##	PLAYER	GP	G	A	PTS	SH	SHOT%	GW	PK-AT
14	SHANNON, Musa	21	10	4	24	51	.196	0	0-0
10	PATITUCCI, Marco	17	8	5	21	43	.186	0	0-0
5	MOXOM, David	21	8	1	17	37	.216	0	0-0
13	HULTQUIST, Chris	21	5	1	11	47	.106	0	0-0
2	ROACH, John	14	2	6	10	28	.071	0	0-0
7	DAVIS, Brian	20	3	3	9	31	.097	0	0-0
22	BELL, Steve	21	2	3	7	19	.105	0	0-0
9	COOKE, Kevin	5	2	2	6	7	.286	0	0-0
11	MASSON, Andy	19	2	1	5	23	.087	0	0-0
21	HART, Bob	19	2	0	4	4	.500	0	0-0
20	WILLIAMS, Nick	9	1	1	3	8	.125	0	0-0
8	ORNOWSKI, Mark	19	1	1	3	4	.250	0	0-0
16	WISNIEWSKI, Clint	19	1	0	2	6	.167	0	0-0
18	MEASE, Kert	15	0	1	1	4	.000	0	0-0
12	EASTGATE, Graeme	8	0	0	0	6	.000	0	0-0
3	DARNSTAEDT, Jason	20	0	0	0	6	.000	0	0-0
6	OERTLI, Emmanuel	18	0	0	0	2	.000	0	0-0
27	VAN ROSSUM, Larry	2	0	0	0	0	.000	0	0-0
26	WISNOM, Pat	2	0	0	0	0	.000	0	0-0
15	POPOVICH, Ryan	1	0	0	0	0	.000	0	0-0
4	FERRIN, Marco	1	0	0	0	0	.000	0	0-0
00	CLOUGH, Mike	1	0	0	0	0	.000	0	0-0
<b>Total</b>		<b>22</b>	<b>47</b>	<b>29</b>	<b>123</b>	<b>326</b>	<b>.144</b>	<b>0</b>	<b>0-0</b>
<b>Opponents</b>		<b>22</b>	<b>0</b>	<b>0</b>	<b>0</b>	<b>0</b>	<b>.000</b>	<b>0</b>	<b>0-0</b>

## GOALKEEPER STATISTICS

##	NAME	GP	MINUTES	GA	AVG	SAVE	PCT.	W	L	T	SHO
1	KELLER, Jason	22	1980:00	30	1.36	115	.793	15	6	1	4.0
<b>Total</b>		<b>22</b>	<b>1980:00</b>	<b>30</b>	<b>1.36</b>	<b>115</b>	<b>.793</b>	<b>15</b>	<b>6</b>	<b>1</b>	<b>5</b>
<b>Opponents</b>		<b>22</b>	<b>1980:00</b>	<b>48</b>	<b>2.18</b>	<b>173</b>	<b>.783</b>	<b>0</b>	<b>0</b>	<b>0</b>	<b>6</b>





# 2005 NEC Championship Box Scores

## 2005 NEC Semifinals

Nov. 11, 2005 at West Long Branch, N.J. • #3 Robert Morris 2, #2 Central Connecticut 1

### Robert Morris (10-7-1)

#### INDIVIDUAL STATISTICS

Pos. #	Player	Sh	SOG	G	A
GK 0	FELICE, Matt	0	0	0	0
2	PELLETIER, Jason	0	0	0	0
3	BROWN, Allan	1	1	0	0
5	REGAN, Kyle	0	0	0	0
6	CHIN, Dwayne	0	0	0	0
9	PARADISE, Matt	1	0	0	0
10	SAMAROO, Randy	0	0	0	0
11	TERLECKI, Stan	1	0	0	0
13	PRZEDNOWEK, Jacek	2	0	0	0
16	KLABNIK, Mark	0	0	0	1
21	CAMPBELL, Dan	1	0	0	0
--- Substitutes ---					
7	ZABINSKI, Ryan	1	1	1	0
12	CURRAN-HAYS, Connor	1	0	0	0
17	DELGRECO, John	0	0	0	0
19	MacDONALD, Eric	0	0	0	0
22	MORIHLATKO, John	0	0	0	0
23	MOY, Steve	0	0	0	0

**Totals** 8 2 1 2

#### GOALKEEPER STATISTICS

#	Goalie	Minutes	GA	Saves
0	FELICE, Matt	90:00	1	2
TM	TEAM	0:00	0	1

### Central Connecticut (8-6-3)

#### INDIVIDUAL STATISTICS

Pos. #	Player	Sh	SOG	G	A
GK 28	RYBACKI, Christopher	0	0	0	0
2	HOLDER, Jordan	3	0	0	0
3	HOWE, Ben	0	0	0	0
5	COOPER, Andrew	0	0	0	0
6	SPENCE, Conor	1	0	0	0
8	HOWE, Peter	1	0	0	0
9	HARRISON, Alex	1	0	1	0
10	TALIN, Facundo	1	0	0	0
12	KLUKOWSKI, Yan	4	0	0	0
17	AGBATAR, Jonathan	2	0	0	0
23	TYRIE, David	0	0	0	0
--- Substitutes ---					
18	ALLEGRO, Nick	0	0	0	0
22	MANCUSO, Jason	2	0	0	0

**Totals** 15 0 1 22

#### GOALKEEPER STATISTICS

#	Goalie	Minutes	GA	Saves
28	RYBACKI, Christopher	90:00	2	1
TM	TEAM	0:00	0	1

#### GOALS BY PERIOD

	1st	2nd	Total
#3 Robert Morris.....	1	1	2
#2 Central Connecticut .....	1	0	1

#### SHOTS BY PERIOD

	1st	2nd	Total
Robert Morris.....	1	7	8
Central Connecticut .....	13	2	15

#### SAVES BY PERIOD

	1st	2nd	Total
Robert Morris.....	2	1	3
Central Connecticut .....	0	2	2

#### CORNER KICKS BY PERIOD

	1st	2nd	Total
Robert Morris.....	3	4	7
Central Connecticut .....	6	6	12

#### FOULS BY PERIOD

	1st	2nd	Total
Robert Morris.....	8	12	20
Central Connecticut .....	10	12	22

#### SCORING SUMMARY

21:07 (RMU) – BROWN, Allan (KLABNIK, Mark) – 1-0 RMU  
 30:13 (CCSU) – HARRISON, Alex (penalty kick) – 1-1 TIE  
 78:26 (RMU) – ZABINSKI, Ryan (unassisted) – 2-1 RMU

#### CAUTIONS AND EJECTIONS

38:49 (RMU, YC) – ZABINSKI, Ryan  
 49:35 (CCSU, YC) – TYRIE, David  
 62:55 (CCSU, RC) – TYRIE, David  
 76:31 (RMU, YC) – PELLETIER, Jason  
 78:45 (RMU, YC) – PRZEDNOWEK, Jacek  
 80:39 (CCSU, YC) – AGBATAR, Jonathan  
 84:41 (RMU, YC) – DELGRECO, John

**Officials:** Ken Henriques (Referee), Jesse Warda (Asst. Referee), Valerie Hallgren (Alt. Official)

**Offsides:** Robert Morris 0, Central Connecticut 0

**Attendance:** 450



Randy Samaroo



Dwayne Chin

Nov. 13, 2005 at West Long Branch, N.J. • #3 Robert Morris 2, #1 Monmouth 2

## Robert Morris (11-7-1)

### INDIVIDUAL STATISTICS

Pos. ##	Player	Sh	SOG	G	A
GK 0	FELICE, Matt	0	0	0	0
2	PELLETIER, Jason	1	0	0	0
3	BROWN, Allan	0	0	0	0
5	REGAN, Kyle	0	0	0	0
6	CHIN, Dwayne	2	0	0	0
9	PARADISE, Matt	0	0	0	0
10	SAMAROO, Randy	0	0	0	0
12	CURRAN-HAYES, Connor	0	0	0	0
13	PRZEDNOWEK, Jacek	5	3	0	0
16	KLABNIK, Mark	0	0	1	0
21	CAMPBELL, Dan	0	0	0	0
--- Substitutes ---					
7	ZABINSKI, Ryan	0	0	0	0
11	TERLECKI, Stan	0	0	1	0
17	DELGRECO, John	1	0	0	0
19	MacDONALD, Eric	0	0	0	0
23	MOY, Steve	0	0	0	0
<b>Totals</b>		<b>9</b>	<b>3</b>	<b>2</b>	<b>20</b>

### GOALKEEPER STATISTICS

##	Goalie	Minutes	GA	Saves
0	FELICE, Matt	98:35	2	7

## Monmouth (10-4-6)

### INDIVIDUAL STATISTICS

Pos. ##	Player	Sh	SOG	G	A
GK 1	SATTERWHIE, Art	0	0	0	0
3	AMATO, Angelo	0	0	0	0
4	HARTWYK, Kevin	0	0	0	0
5	MACDONALD, Hugh	1	0	0	0
6	FRANKOSKI, Kyle	0	0	0	0
7	GRAY, Tom	3	0	0	0
8	HAYDEN, Ed	1	0	1	0
10	SCHMID, Jonathan	5	1	0	0
11	HOLLOWAY, Steven	3	0	2	0
12	BAUER, Brent	0	0	0	0
13	ROSS, Travis	0	0	0	0
--- Substitutes ---					
14	BAKER, Rich	2	0	0	0
16	CASTLE, Ryan	0	0	0	0
23	LAROCCA, Rob	2	1	0	0
<b>Totals</b>		<b>17</b>	<b>2</b>	<b>3</b>	<b>17</b>

### GOALKEEPER STATISTICS

##	Goalie	Minutes	GA	Saves
1	SATTERWHITE, Art	98:35	3	3
TM	TEAM	0:00	0	1



### GOALS BY PERIOD

	1st	2nd	OT	Total
#3 Robert Morris.....	1	1	1	3
#1 Monmouth.....	1	1	0	2

### SHOTS BY PERIOD

	1st	2nd	OT	Total
Robert Morris.....	2	6	1	9
Monmouth.....	9	6	2	17

### SAVES BY PERIOD

	1st	2nd	OT	Total
Robert Morris.....	5	2	0	7
Monmouth.....	0	4	0	4

### CORNER KICKS BY PERIOD

	1st	2nd	OT	Total
Robert Morris.....	0	1	2	3
Monmouth.....	5	1	0	6

### FOULS BY PERIOD

	1st	2nd	OT	Total
Robert Morris.....	7	13	0	20
Monmouth.....	10	7	0	17

### SCORING SUMMARY

- 23:01 (RMU) – PRZEDNOWEK, Jacek (unassisted) – 1-0 RMU
- 43:51 (MU) – LAROCCA, Rob (HOLLOWAY, Steven) – 1-1 TIE
- 68:31 (RMU) – PRZEDNOWEK, Jacek (TERLECKI, Stan) – 2-1 RMU
- 72:32 (MU) – SCHMID, Jonathan (HAYDEN, Ed; HOLLOWAY, Steven) – 2-2 TIE
- 98:35 (RMU) – PRZEDNOWEK, Jacek (KLABNIK, Mark) – 3-2 RMU

### CAUTIONS AND EJECTIONS

- 37:05 (RMU, YC) – PRZEDNOWEK, Jacek
- 42:40 (RMU, YC) – SAMAROO, Randy
- 75:43 (RMU, YC) – BROWN, Allan
- 77:47 (MU, YC) – BAUER, Brent

**Officials:** Mark Geiger (Referee), Stanislaw Grabowski (Asst. Referee), Valerie Hallgren (Alt. Official)

**Offsides:** Robert Morris 2, Monmouth 0

**Attendance:** 476



# 1994 NEC Championship Box Scores

## 1994 NEC Semifinals

Nov. 4, 1994 at Moon Township, Pa.  
Robert Morris 4, Long Island 1

### Long Island (7-8-2)

#### INDIVIDUAL STATISTICS

Pos. ##	Player	Sh	G	A
Statistics are unavailable.				

#### GOALKEEPER STATISTICS

##	Goalie	Minutes	GA	Saves
TM	TEAM	90:00	4	10

### Robert Morris (13-6-1)

#### INDIVIDUAL STATISTICS

Pos. ##	Player	Sh	G	A
GK 1	KELLER, Jason	0	0	0
2	ROACH, John	1	0	0
5	MOXOM, David	6	1	1
7	DAVIS, Brian	1	0	0
8	ORNOWSKI, Mark	0	0	0
10	PATITUCCI, Marco	4	1	0
11	MASSON, Andy	0	0	0
13	HULTQUIST, Chris	6	0	1
14	SHANNON, Musa	3	1	0
16	WISNIEWSKI, Clint	1	0	0
21	HART, Bob	1	1	0
--- Substitutes ---				
3	DARNSTAEDT, Jason	2	0	0
6	OERTLI, Emmanuel	0	0	0
18	MEASE, Kert	0	0	0
20	WILLIAMS, Nick	0	0	0
22	BELL, Steve	0	0	0

Totals 25 4 2

#### GOALKEEPER STATISTICS

##	Goalie	Minutes	GA	Saves
1	KELLER, Jason	90:00	1	6

#### GOALS BY PERIOD

	1st	2nd	Total
Long Island.....	0	1	1
Robert Morris.....	3	1	4

#### TOTAL SHOTS

Long Island 11; Robert Morris 25

#### TOTAL SAVES

Long Island 10; Robert Morris 6

#### TOTAL CORNER KICKS

Long Island 3; Robert Morris 5

Offsides: Long Island 0, Robert Morris 0  
Attendance: N/A

## 1994 NEC Championship

Nov. 6, 1994 at Moon Township, Pa.  
Robert Morris 2, Mount St. Mary's 0

### Mount St. Mary's (11-6-2)

#### INDIVIDUAL STATISTICS

Pos. ##	Player	Sh	G	A
Statistics are unavailable.				

#### GOALKEEPER STATISTICS

##	Goalie	Minutes	GA	Saves
TM	TEAM	90:00	2	8

### Robert Morris (14-6-1)

#### INDIVIDUAL STATISTICS

Pos. ##	Player	Sh	G	A
GK 1	KELLER, Jason	0	0	0
2	ROACH, John	2	0	0
5	MOXOM, David	2	0	0
7	DAVIS, Brian	3	1	0
8	ORNOWSKI, Mark	1	0	0
10	PATITUCCI, Marco	3	1	0
11	MASSON, Andy	2	0	0
13	HULTQUIST, Chris	2	0	0
14	SHANNON, Musa	1	0	0
16	WISNIEWSKI, Clint	0	0	0
21	HART, Bob	0	0	0
--- Substitutes ---				
3	DARNSTAEDT, Jason	0	0	0
6	OERTLI, Emmanuel	0	0	0
20	WILLIAMS, Nick	1	0	0
22	BELL, Steve	1	0	1

Totals 18 2 1

#### GOALKEEPER STATISTICS

##	Goalie	Minutes	GA	Saves
1	KELLER, Jason	90:00	0	1

#### TOTAL SHOTS

Mount St. Mary's 5; Robert Morris 18

#### TOTAL SAVES

Mount St. Mary's 8; Robert Morris 1

#### TOTAL CORNER KICKS

Mount St. Mary's 4; Robert Morris 11

Officials: N/A  
Offsides: Mount St. Mary's 0, Robert Morris 0  
Attendance: N/A



Marco Patitucci



## 1993 NEC Semifinals

Nov. 6, 1993 at Teaneck, N.J.

### Monmouth 2 Robert Morris 3

Box score is unavailable.

## 1993 NEC Championship

Nov. 7, 1993 at Teaneck, N.J.

### Long Island 0 Robert Morris 2 (OT)

Box score is unavailable.



# NCAA Tournament Box Scores

## 2005 NCAA Tournament First Round

Nov. 19, 2005 at Morgantown, W. Va. • Robert Morris 0, West Virginia 1

### Robert Morris (11-8-1)

#### INDIVIDUAL STATISTICS

Pos.	#	Player	Sh	SOG	G	A	Foul
GK	0	FELICE, Matt	0	0	0	0	0
M	2	PELLETIER, Jason	0	0	0	0	0
D	3	BROWN, Allan	0	0	0	0	0
M	5	REGAN, Kyle	0	0	0	0	0
M	6	CHIN, Dwayne	0	0	0	0	0
M	7	ZABINSKI, Ryan	0	0	0	0	0
D	10	SAMAROO, Randy	0	0	0	0	0
F	11	TERLECKI, Stan	1	1	0	0	0
F	13	PRZEDNOWEK, Jacek	2	1	0	0	0
D	16	KLABNIK, Mark	0	0	0	0	0
D	21	CAMPBELL, Dan	0	0	0	0	0

#### --- Substitutes ---

9	PARADISE, Matt	0	0	0	0	0
12	CURRAN-HAYS, Connor	1	0	0	0	0
17	DELGRECO, John	0	0	0	0	0
19	MACDONALD, Eric	0	0	0	0	0

**Totals** 4 2 0 0 0

#### GOALKEEPER STATISTICS

#	Goalie	Minutes	GA	Saves
0	FELICE, Matt	90:00	1	8
TM	TEAM	0:00	0	1

### West Virginia (13-7-2)

#### INDIVIDUAL STATISTICS

Pos.	#	Player	Sh	SOG	G	A	Foul
GK	1	NOBLE, Nick	0	0	0	0	0
M	5	ANTSEY, Matt	3	1	0	0	0
M	7	STRATFORD, Dan	1	0	0	1	0
D	8	MCTAVISH, Devon	4	2	0	1	0
F	9	SMITH, Jarrod	8	4	0	0	0
M	10	WRIGHT, Andy	4	0	0	0	0
M	11	CAMERON, Geoff	3	2	0	0	0
D	12	COOPER, Reed	2	1	1	0	0
F	16	BOGGS, Zak	0	0	0	0	0
D	17	HALSELL, Andrew	1	0	0	0	0
D	22	CARROLL, Pat	0	0	0	0	0

#### --- Substitutes ---

3	LA GUERRE, Donald	0	0	0	0	0
6	BEASLEY, Cole	0	0	0	0	0
13	WITTIG, Chris	2	0	0	0	0
15	ANOJA, Mike	0	0	0	0	0
18	LACRONE, Kolby	0	0	0	0	0
19	SNOWDEN, Mitchell	0	0	0	0	0
20	DORAN, John	0	0	0	0	0

**Totals** 28 10 1 2 0

#### GOALKEEPER STATISTICS

#	Goalie	Minutes	GA	Saves
1	NOBLE, Nick	90:00	0	2

#### SHOTS BY PERIOD

	1st	2nd	Total
Robert Morris.....	3	1	4
West Virginia.....	15	13	28

#### SAVES BY PERIOD

	1st	2nd	Total
Robert Morris.....	4	5	9
West Virginia.....	2	0	2

#### CORNER KICKS BY PERIOD

	1st	2nd	Total
Robert Morris.....	0	3	3
West Virginia.....	6	3	9

#### FOULS BY PERIOD

	1st	2nd	Total
Robert Morris.....	8	6	14
West Virginia.....	2	4	6

**SCORING SUMMARY:** 72:06 (WVU 1-0) – COOPER, Reed (STRATFORD, Dan; MCTAVISH, Devon)

**CAUTIONS AND EJECTIONS:** 72:19 (RMU, YC) – CHIN, Dwayne

**OFFICIALS:** Hilario Grajeda (Referee), Michael Salyers (Asst. Referee), Andrew Drain (Alt. Official)

**OFFSIDES:** Robert Morris 0, West Virginia 0 • **ATTENDANCE:** 408



## 1993 NCAA Tournament First Round

Nov. 14, 1993 at State College, Pa.

### Robert Morris 0, #11 Penn State 3

Box score is unavailable.

## 1994 NCAA Tournament Play-In Round

Nov. 12, 1994 at Moon Township, Pa.

Lafayette 0, Robert Morris 1

### Lafayette (13-3-3)

#### INDIVIDUAL STATISTICS

Pos. #	Player	Sh	G	A
Statistics are unavailable.				

#### GOALKEEPER STATISTICS

#	Goalie	Minutes	GA	Saves
TM	TEAM	90:00	1	8

### Robert Morris (15-6-1)

#### INDIVIDUAL STATISTICS

Pos. #	Player	Sh	SOG	G	A
GK	1 KELLER, Jason	0	0	0	0
2	ROACH, John	2	0	0	1
5	MOXOM, David	2	0	0	0
7	DAVIS, Brian	4	0	0	0
8	ORNOWSKI, Mark	0	0	0	0
10	PATITUCCI, Marco	3	0	1	0
11	MASSON, Andy	2	0	0	0
13	HULTQUIST, Chris	3	0	0	0
14	SHANNON, Musa	3	0	0	0
16	WISNIEWSKI, Clint	0	0	0	0
21	HART, Bob	0	0	0	0

#### --- Substitutes ---

3	DARNSTAEDT, Jason	0	0	0	0
6	OERTLI, Emmanuel	0	0	0	0
22	BELL, Steve	0	0	0	0

**Totals** 19 0 1 1

#### GOALKEEPER STATISTICS

#	Goalie	Minutes	GA	Saves
1	KELLER, Jason	90:00	1	8

#### TOTAL SHOTS

Lafayette 15, Robert Morris 19

#### TOTAL SAVES

Lafayette 8, Robert Morris 8

#### TOTAL CORNER KICKS

Lafayette 8, Robert Morris 4

**Officials:** N/A • **Offsides:** Lafayette 0, Robert Morris 0

**Attendance:** N/A

## 1994 NCAA Tournament First Round

Nov. 18, 1994 at State College, Pa.

### Robert Morris 0 #13 Penn State 3

Box score is unavailable.



# Individual Game Records

## MOST POINTS

#	No.	Name	Opponent	Date
1.	10	Troy Fabiano	Canisius	10/19/93
2.	9	Said Ali	@ Mount St. Mary's	10/13/02
3.	8	Neco Brett	@ Cleveland State	8/30/15
8		Neco Brett	George Washington	10/5/14
8		Jacek Przednowek	Manhattan	8/27/06
8		Troy Fabiano	Niagara	10/16/93
7.	7	Connor Curran-Hays	@ Pittsburgh	9/27/06
8.	6	Neco Brett	Buffalo	9/29/13
6		Jacek Przednowek	Mount St. Mary's	11/4/07
6		Jacek Przednowek	@ Monmouth	11/13/05
6		Said Ali	vs. Canisius	9/7/02
6		Jamie Dodds	@ Quinnipiac	10/12/01
6		Cyril Allen	Sacred Heart	10/7/01
6		Danny Sanna	California (Pa.)	10/28/97
6		Musa Shannon	Mount St. Mary's	11/8/96
6		Marco Patitucci	@ Rider	10/15/94
6		Musa Shannon	Canisius	10/19/93
6		Jason Wisniewski	Niagara	10/17/92

## MOST GOALS

#	No.	Name	Opponent	Date
1.	5	Troy Fabiano	Canisius	10/19/93
2.	4	Neco Brett	@ Cleveland State	8/30/15
4		Neco Brett	George Washington	10/5/14
4		Jacek Przednowek	Manhattan	8/27/06
4		Said Ali	@ Mount St. Mary's	10/13/02
4		Troy Fabiano	Niagara	10/16/93
6.	3	Neco Brett	Buffalo	9/29/13
3		Jacek Przednowek	Mount St. Mary's	11/4/07
3		Connor Curran-Hays	@ Pittsburgh	9/27/06
3		Jacek Przednowek	@ Monmouth	11/13/05
3		Said Ali	vs. Canisius	9/7/02
3		Jamie Dodds	@ Quinnipiac	10/12/01
3		Danny Sanna	California (Pa.)	10/28/97
3		Musa Shannon	Mount St. Mary's	11/8/96
3		Marco Patitucci	@ Rider	10/15/94
3		Jason Wisniewski	Niagara	10/17/92

## MOST ASSISTS

#	No.	Name	Opponent	Date
1.	5	Marco Patitucci	Saint Francis U	10/19/94
2.	3	Speedy Williams	George Washington	10/5/14
3		Neco Brett	Sacred Heart	10/25/13
3		Bruce Cullen	Duquesne	9/25/13
3		Ryan Zabinski	Sacred Heart	10/07/05
3		Chris Hultquist	James Madison	10/28/95
3		Musa Shannon	Canisius	10/19/93
8.	2	Many players		

## MOST SHOTS

#	No.	Name	Opponent	Date
1.	12	Jason DeFranco	Quinnipiac	10/13/00
2.	11	Said Ali	@ Mount St. Mary's	10/13/02
3.	10	Neco Brett	Howard	10/27/13
10		Neco Brett	@ St. Francis Brooklyn	10/19/13
10		Jason DeFranco	Monmouth	9/24/99
6.	9	Neco Brett	Buffalo	9/29/13
9		Joe Di Buono	vs. Albany	9/05/04
9		Jason DeFranco	@ Canisius	9/10/00
9		Jason DeFranco	@ Central Connecticut	10/17/99
10.	8	Neco Brett	Central Connecticut	10/31/14
8		Speedy Williams	Sacred Heart	10/26/14
8		Neco Brett	@ Central Connecticut	11/03/13
8		Neco Brett	Niagara	9/20/13
8		Tyler Stanley	@ Quinnipiac	10/19/07
8		Jason DeFranco	@ LIU Brooklyn	9/28/01
8		Jason DeFranco	Bucknell	9/4/00
8		Shawn Kerr	Monmouth	9/24/99
8		Troy Fabiano	Niagara	10/16/93

## MOST SAVES

#	No.	Name	Opponent	Date
1.	17	Toba Bolaji	@ Fairleigh Dickinson	10/15/10
2.	14	Matt Felice	Quinnipiac	10/31/08
14		Pat Wisnom	@ Akron	9/19/97
14		Pat Wisnom	@ Maryland	10/20/96
14		Fabrizi Moscatiello	@ Saint Francis U	10/17/95
6.	13	Matt Henson	James Madison	11/3/98
13		Jason Keller	Pittsburgh	9/21/94
8.	12	Toba Bolaji	@ Mount St. Mary's	10/26/12
12		Toba Bolaji	@ Buffalo	9/23/12
12		Pat Wisnom	@ Saint Francis U	10/16/97
12		Jason Keller	Miami (Ohio)	9/14/94
12.	11	Brenden Alfery	@ St. Francis Brooklyn	10/18/15
11		Brenden Alfery	@ Pittsburgh	9/22/15
11		Toba Bolaji	Mount St. Mary's	10/25/09
11		Matt Felice	Monmouth	11/02/07
11		Matt Felice	@ Central Connecticut	10/21/07
11		Matt Felice	@ St. Francis Brooklyn	10/07/07
11		Mike Ozdinec	@ Marshall	9/15/02
11		Matt Henson	@ Pittsburgh	10/24/01
11		Matt Henson	@ American	10/21/98
11		Matt Henson	Pittsburgh	9/9/98





# Individual Season Records



Neco Brett

## — Scoring —

### POINTS

#	No.	Name	Year
1.	58	Tony Bunbury (23g, 12a)	1986
2.	43	Troy Fabiano (19g, 5a)	1993
3.	37	Musa Shannon (16g, 5a)	1996
4.	36	Neco Brett (14g, 8a)	2013
5.	35	Tony Bunbury (14g, 7a)	1987
6.	34	Jacek Przednowek (15g, 4a)	2007
7.	33	Neco Brett (15g, 3a)	2014
8.	31	Neco Brett (13g, 5a)	2015
	31	Jacek Przednowek (14g, 3a)	2005
	31	Jamie Dodds (12g, 7a)	2001
11.	30	Said Ali (13g, 4a)	2003
	30	Musa Shannon (12g, 6a)	1995
13.	29	Marco Patitucci (11g, 7a)	1994
14.	25	Said Ali (11g, 3a)	2002
15.	24	Brian Davis (10g, 4a)	1995
	24	Musa Shannon (10g, 4a)	1994
17.	23	Marco Patitucci (9g, 5a)	1995
18.	22	Bayley Winkel (10g, 2a)	2017
	22	Jacek Przednowek (9g, 4a)	2006
	22	Jason DeFranco (10g, 2a)	1999
	22	Troy Fabiano (9g, 4a)	1992

### POINTS PER GAME (Minimum 10 Games)

#	No.	Name	Year
1.	2.06	Musa Shannon (18 Games)	1996
2.	2.00	Neco Brett (18 Games)	2013
3.	1.95	Troy Fabiano (22 Games)	1993
4.	1.89	Jacek Przednowek (18 Games)	2007
5.	1.83	Neco Brett (18 Games)	2014
6.	1.76	Musa Shannon (17 Games)	1995
7.	1.72	Neco Brett (18 Games)	2015
8.	1.63	Jamie Dodds (19 Games)	2001
9.	1.58	Said Ali (19 Games)	2003
10.	1.55	Jacek Przednowek (20 Games)	2005
11.	1.47	Said Ali (17 Games)	2002
12.	1.35	Marco Patitucci (17 Games)	1995
13.	1.33	Brian Davis (18 Games)	1995
14.	1.32	Marco Patitucci (22 Games)	1994
15.	1.29	Troy Fabiano (17 Games)	1992

### GOALS

#	No.	Name	Year
1.	23	Tony Bunbury	1986
2.	19	Troy Fabiano	1993
3.	16	Musa Shannon	1996
4.	15	Neco Brett	2014
	15	Jacek Przednowek	2007
6.	14	Neco Brett	2013
	14	Jacek Przednowek	2005
	14	Tony Bunbury	1987
9.	13	Neco Brett	2015
	13	Said Ali	2003
11.	12	Jamie Dodds	2001
	12	Musa Shannon	1995
13.	11	Said Ali	2002
	11	Marco Patitucci	1994
15.	10	Bayley Winkel	2017
	10	Jason DeFranco	1999
	10	Brian Davis	1995
	10	Musa Shannon	1994

### GOALS PER GAME (Minimum 10 Games)

#	No.	Name	Year
1.	0.89	Musa Shannon (18 Games)	1996
2.	0.86	Troy Fabiano (22 Games)	1993
3.	0.83	Neco Brett (18 Games)	2014
	0.83	Jacek Przednowek (18 Games)	2007
5.	0.78	Neco Brett (18 Games)	2013
6.	0.72	Neco Brett (18 Games)	2015
7.	0.71	Musa Shannon (17 Games)	1995
8.	0.70	Jacek Przednowek (20 Games)	2005
9.	0.68	Said Ali (19 Games)	2003
10.	0.65	Said Ali (17 Games)	2002
11.	0.63	Jamie Dodds (19 Games)	2001
12.	0.56	Bayley Winkel (18 Games)	2017
	0.56	Brian Davis (18 Games)	1995
14.	0.53	Marco Patitucci (17 Games)	1995
	0.53	Troy Fabiano (17 Games)	1992



Miro Cabrilo



Jason DeFranco

### GAME-WINNING GOALS

#	No.	Name	Year
1.	7	Neco Brett	2015
2.	6	Neco Brett	2013
3.	5	Neco Brett	2014
	5	Jacek Przednowek	2005
5.	4	Said Ali	2002
6.	3	Miro Cabrilo	2010
	3	Daniel Calabretta	2010
	3	Jacek Przednowek	2006
9.	2	Bayley Winkel	2017
	2	Miro Cabrilo	2013
	2	Daniel Calabretta	2012
	2	Miro Cabrilo	2011
	2	Dwayne Chin	2007
	2	Jacek Przednowek	2007
	2	Ryan Zabinski	2007
	2	Dwayne Chin	2005
	2	Joe Di Buono	2004
	2	Said Ali	2003

### ASSISTS

#	No.	Name	Year
1.	14	Shelly Noel	1987
2.	12	Tony Bunbury	1986
3.	11	Rhian Dodds	2002
	11	Andy Masson	1993
5.	10	Chris Hultquist	1995
6.	9	Bruce Cullen	2013
	9	Steve Bell	1995
8.	8	Keane McIvor	2017
	8	Neco Brett	2013
	8	Ryan Zabinski	2006
	8	Danny Sanna	1998
12.	7	Jamie Dodds	2003
	7	Jamie Dodds	2001
	7	John Roach	1995
	7	Marco Patitucci	1994
	7	Chris Hultquist	1993
	7	Todd Shulenberg	1993
	7	Tony Bunbury	1987

Continued >

**ASSISTS PER GAME (Minimum 10 Games)**

#	No.	Name	Year
1.	0.65	Rhian Dodds (17 Games)	2002
2.	0.56	Chris Hultquist (18 Games)	1995
3.	0.53	Bruce Cullen (17 Games)	2013
4.	0.50	Steve Bell (18 Games)	1995
	0.50	Andy Masson (22 Games)	1993
6.	0.47	Keane Mclvor (17 Games)	2017
7.	0.47	John Roach (15 Games)	1995
8.	0.44	Neco Brett (18 Games)	2013
	0.44	Ryan Zabinski (18 Games)	2006
	0.44	Danny Sanna (18 Games)	1998
11.	0.43	John Roach (14 Games)	1994
12.	0.39	Jamie Dodds (18 Games)	2003
13.	0.38	Cyril Allen (16 Games)	2001
14.	0.37	Jamie Dodds (19 Games)	2001
15.	0.36	Keane Mclvor (14 Games)	2016

**PENALTY KICKS MADE**

#	No.	Name	Year
1.	4	Neil Shaffer	2010
2.	3	Neco Brett	2015
3.	2	Carl Reid	2013
	2	Allan Brown	2005
5.	1	Keane Mclvor	2017
	1	Keane Mclvor	2016
	1	Speedy Williams	2014
	1	Neco Brett	2013
	1	Speedy Williams	2012
	1	Neil Shaffer	2009
	1	Tyler Stanley	2008
	1	Jacek Przednowek	2007
	1	Joe Di Buono	2004
	1	Jamie Dodds	2003

**PENALTY KICK ATTEMPTS**

#	No.	Name	Year
1.	4	Neil Shaffer	2010
2.	3	Neco Brett	2015
3.	2	Carl Reid	2013
	2	Allan Brown	2005
5.	1	Keane Mclvor	2017
	1	Keane Mclvor	2016
	1	Neco Brett	2014
	1	Speedy Williams	2014
	1	Neco Brett	2013
	1	Speedy Williams	2012
	1	Neil Shaffer	2009
	1	Tyler Stanley	2008
	1	David Torrance	2008
	1	Jacek Przednowek	2007
	1	Joe Di Buono	2004
	1	Jamie Dodds	2003
	1	Jamie Dodds	2002



**— Goalkeeping —**

**SAVES**

#	No.	Name	Year
1.	134	Doug Petras (29 GA, 134 Saves)	1990
2.	129	Mike Kunzweiler	1984
3.	126	Matt Felice (24 GA, 126 Saves)	2007
	126	Doug Petras (17 GA, 126 Saves)	1991
5.	121	Jason Keller (33 GA, 121 Saves)	1994
6.	118	Toba Bolaji (24 GA, 118 Saves)	2012
	118	Matt Felice (39 GA, 118 Saves)	2008
8.	117	Matt Henson (52 GA, 117 Saves)	1998
9.	112	Brenden Alfery (23 GA, 112 Saves)	2015
10.	107	Matt Felice (29 GA, 107 Saves)	2006
	107	Pat Wisnom (35 GA, 107 Saves)	1997
	107	Doug Petras (18 GA, 107 Saves)	1993
13.	105	Matt Henson (28 GA, 105 Saves)	2001
14.	103	Tomer Chencinski (27 GA, 103 Saves)	2004
	103	Matt Henson (35 GA, 103 Saves)	1999
	103	Doug Petras (31 GA, 103 Saves)	1992

**SAVES PER GAME (Minimum 10 Games)**

#	No.	Name	Year
1.	8.40	Doug Petras (15 Games)	1991
2.	7.00	Matt Felice (18 Games)	2007
3.	6.69	Pat Wisnom (16 Games)	1997
4.	6.50	Matt Henson (18 Games)	1998
5.	6.21	Toba Bolaji (19 Games)	2012
	6.21	Matt Felice (19 Games)	2008
7.	5.89	Brenden Alfery (19 Games)	2015
8.	5.65	Toba Bolaji (17 Games)	2011
9.	5.63	Winter Fondi (16 Games)	2016
10.	5.53	Matt Henson (19 Games)	2001
11.	5.42	Tomer Chencinski (19 Games)	2004
	5.42	Doug Petras (19 Games)	1992
13.	5.38	Brenden Alfery (18 Games)	2014
	5.38	Matt Felice (16 Games)	2005
15.	5.35	Matt Felice (20 Games)	2006
	5.35	Doug Petras (20 Games)	1993



**Brenden Alfery**



**Neil Shaffer**

**SAVE PERCENT (Minimum 40 Saves)**

#	No.	Name	Year
1.	.881	Doug Petras (17 GA, 126 Saves)	1991
2.	.856	Doug Petras (18 GA, 107 Saves)	1993
3.	.851	Toba Bolaji (11 GA, 63 Saves)	2009
4.	.840	Matt Felice (24 GA, 126 Saves)	2007
5.	.831	Toba Bolaji (24 GA, 118 Saves)	2012
6.	.830	Brenden Alfery (23 GA, 112 Saves)	2015
7.	.827	Jason Keller (13 GA, 62 Saves)	1996
8.	.826	Toba Bolaji (19 GA, 90 Saves)	2010
9.	.822	Doug Petras (29 GA, 134 Saves)	1990
10.	.816	Vasil Chapla (9 GA, 40 Saves)	1991
11.	.814	Matt Henson (11 GA, 48 Saves)	2000
12.	.796	Matt Felice (22 GA, 86 Saves)	2005
13.	.795	Brenden Alfery (25 GA, 97 Saves)	2014
14.	.793	Toba Bolaji (25 GA, 96 Saves)	2011
15.	.792	Tomer Chencinski (27 GA, 103 Saves)	2004

**GOALS AGAINST AVG (Minimum 500 Minutes)**


#	Avg.	Name	Year
1.	0.90	Doug Petras (18 GA, 1795 Min)	1993
2.	0.91	Toba Bolaji (11 GA, 1092 Min)	2009
3.	0.95	Jason Keller (13 GA, 1233 Min)	1996
4.	1.02	Toba Bolaji (19 GA, 1669 Min)	2010
5.	1.14	Matt Henson (11 GA, 869 Min)	2000
6.	1.15	Brenden Alfery (23 GA, 1800 Min)	2015
7.	1.18	Doug Petras (17 GA, 1293 Min)	1991
8.	1.23	Toba Bolaji (24 GA, 1750 Min)	2012
9.	1.25	Matt Felice (24 GA, 1731 Min)	2007
10.	1.26	Mike Ozdinec (24 GA, 1708 Min)	2002
11.	1.27	Tomer Chencinski (23 GA, 1630 Min)	2003
12.	1.32	Joseph Kuta (23 GA, 1574 Min)	2013
13.	1.32	Fabrizi Moscatiello (23 GA, 1573 Min)	1995
14.	1.33	Matt Felice (22 GA, 1489 Min)	2005
15.	1.36	Jason Keller (33 GA, 2181 Min)	1994

### MOST WINS

#	No.	Name	Year
1.	15	Jason Keller (15-7-1)	1994
2.	14	Fabrizi Moscatiello (14-4-0)	1995
3.	12	Doug Petras (12-6-1)	1993
4.	10	Brenden Alfery (10-8-1)	2015
	10	Matt Felice (10-5-1)	2005
	10	Doug Petras (10-8-1)	1992
6.	9	Toba Bolaji (9-7-2)	2010
	9	Matt Felice (9-7-4)	2006
	9	Mike Ozdinec (9-8-2)	2002
	9	Matt Henson (9-9-1)	2001
	9	Jason Keller (9-3-0)	1996
11.	7	Brenden Alfery (7-9-2)	2014
	7	Joseph Kuta (7-7-2)	2013
	7	Matt Felice (7-7-4)	2007
	7	Tomer Chencinski (7-6-5)	2003
	7	Doug Petras (7-0-0)	1990

### MOST SHUTOUTS

#No.	Name	Year
1.	Tomer Chencinski	2004
2.	Toba Bolaji	2010
	Doug Petras	1993
4.	Brenden Alfery	2015
	Toba Bolaji	2012
	Toba Bolaji	2009
	Matt Felice	2006
	Jason Keller	1996
	Fabrizi Moscatiello	1995
10.	Joseph Kuta	2013
	Matt Felice	2007
	Matt Henson	1998
	Jason Keller	1994
	Doug Petras	1992
15.	Winter Fondi	2017
	Winter Fondi	2016
	Matt Henson	2001
	Doug Petras	1990



Mike Ozdinec

## — Participation —

### GAMES PLAYED

#	No.	Name	Year
1.	23	Brian Davis	1994
2.	22	Jason Keller	1994
3.	23	Steve Bell	1994
	23	Chris Hultquist	1994
5.	22	Jason Darnstaedt	1994
	22	Bob Hart	1994
	22	Andy Masson	1994
	22	David Moxom	1994
	22	Mark Ornowski	1994
	22	Marco Patitucci	1994
	22	Musa Shannon	1994
	22	Clint Wisniewski	1994
	22	Brian Davis	1993
	22	Troy Fabiano	1993
	22	Bob Hart	1993
	22	Chris Hultquist	1993
	22	Andy Masson	1993
	22	David Oertli	1993
	22	Musa Shannon	1993
	22	Clint Wisniewski	1993

### GOALIE GAMES PLAYED

#	No.	Name	Year
1.	23	Jason Keller	1994
2.	20	Matt Felice	2006
	20	Matt Henson	1999
	20	Doug Petras	1993
5.	19	Brenden Alfery	2015
	19	Toba Bolaji	2012
	19	Matt Felice	2008
	19	Tomer Chencinski	2004
	19	Mike Ozdinec	2002
	19	Matt Henson	2001
	19	Doug Petras	1992
12.	18	Winter Fondi	2017
	18	Toba Bolaji	2010
	18	Matt Felice	2007
	18	Tomer Chencinski	2003
	18	Matt Henson	1998
	18	Fabrizi Moscatiello	1995

### GAMES STARTED

#	No.	Name	Year
1.	23	Brian Davis	1994
	23	Chris Hultquist	1994
	23	Jason Keller	1994
4.	22	Bob Hart	1994
	22	David Moxom	1994
	22	Mark Ornowski	1994
	22	Musa Shannon	1994
	22	Clint Wisniewski	1994
	22	Troy Fabiano	1993
	22	Bob Hart	1993
	22	Clint Wisniewski	1993
12.	21	Andy Masson	1994
	21	Marco Patitucci	1994
	21	Chris Hultquist	1993
	21	David Moxom	1993
	21	Todd Shulenberg	1993

### GOALIE GAMES STARTED

#	No.	Name	Year
1.	23	Jason Keller	1994
2.	20	Matt Felice	2006
	20	Matt Henson	1999
	20	Doug Petras	1993
5.	19	Brenden Alfery	2015
	19	Toba Bolaji	2012
	19	Matt Felice	2008
	19	Mike Ozdinec	2002
	19	Matt Henson	2001
10.	18	Winter Fondi	2017
	18	Brenden Alfery	2014
	18	Toba Bolaji	2010
	18	Matt Felice	2007
	18	Tomer Chencinski	2004
	18	Matt Henson	1998
	18	Fabrizi Moscatiello	1995

(italics denote active player)



Joseph Kuta



Keane McIvor



# Individual Career Records

## — Scoring —

### POINTS

#	No.	Name	Years
1.	106	Musa Shannon (44g, 18a)	1993-96
2.	104	Tony Bunbury (40g, 24a)	1986-89
3.	100	Neco Brett (42g, 16a)	2012-15
4.	95	Troy Fabiano (39g, 17a)	1990-93
5.	87	Jacek Przednowek (38g, 11a)	2005-07
6.	79	Marco Patitucci (31g, 17a)	1991-95
7.	70	Jamie Dodds (25g, 20a)	2001-03
8.	68	Jason DeFranco (29g, 10a)	1998-01
9.	65	Chris Hultquist (22g, 21a)	1992-95
10.	58	Brian Davis (23g, 12a)	1993-96
11.	55	Said Ali (24g, 7a)	2002-03
12.	45	Miro Cabrilo (16g, 13a)	2010-13
13.	40	Ryan Zabinski (10g, 20a)	2004-07
14.	38	David Moxom (18g, 2a)	1993-94
15.	37	John Roach (10g, 17a)	1992-95
	37	Joe Di Buono (14g, 9a)	2002-04

### POINTS PER GAME (Minimum 30 Games)

#	No.	Name	Years
1.	1.73	Troy Fabiano (55 Games)	1990-93
2.	1.53	Said Ali (36 Games)	2002-03
3.	1.53	Jacek Przednowek (57 Games)	2005-07
4.	1.49	Neco Brett (67 Games)	2012-15
5.	1.34	Musa Shannon (79 Games)	1993-96
6.	1.25	Jamie Dodds (56 Games)	2001-03
7.	0.99	Marco Patitucci (80 Games)	1991-95
8.	0.97	Jason DeFranco (70 Games)	1998-01
9.	0.88	David Moxom (43 Games)	1993-94
10.	0.86	Danny Sanna (35 Games)	1997-98
11.	0.80	Rhian Dodds (44 Games)	1998, 01-02
12.	0.77	Chris Hultquist (84 Games)	1992-95
13.	0.71	Bruce Cullen (35 Games)	2012-13
14.	0.71	Bayley Winkel (35 Games)	2016-17
15.	0.70	Brian Davis (83 Games)	1993-96

### GOALS

#	No.	Name	Years
1.	44	Musa Shannon	1993-96
2.	42	Neco Brett	2012-15
3.	40	Tony Bunbury	1986-89
4.	39	Troy Fabiano	1990-93
5.	38	Jacek Przednowek	2005-07
6.	31	Marco Patitucci	1991-95
7.	29	Jason DeFranco	1998-01
8.	25	Jamie Dodds	2001-03
9.	24	Said Ali	2002-03
10.	23	Brian Davis	1993-96
11.	22	Chris Hultquist	1992-95
12.	18	David Moxom	1993-94
13.	16	Miro Cabrilo	2010-13
14.	14	Joe Di Buono	2002-04
15.	13	Steve Carbonara	1995-97
	13	Dwayne Chin	2004-07
	13	Neil Shaffer	2007-10

### GOALS PER GAME (Minimum 30 Games)

#	No.	Name	Years
1.	0.71	Troy Fabiano (55 Games)	1990-93
2.	0.67	Said Ali (36 Games)	2002-03
	0.67	Jacek Przednowek (57 Games)	2005-07
4.	0.63	Neco Brett (67 Games)	2012-15
5.	0.56	Musa Shannon (79 Games)	1993-96
6.	0.45	Jamie Dodds (56 Games)	2001-03
7.	0.42	David Moxom (43 Games)	1993-94
8.	0.41	Jason DeFranco (70 Games)	1998-01
9.	0.39	Marco Patitucci (80 Games)	1991-95
10.	0.31	Bayley Winkel (35 Games)	2016-17
11.	0.28	Brian Davis (83 Games)	1993-96
12.	0.26	Chris Hultquist (84 Games)	1992-95
13.	0.26	Danny Sanna (35 Games)	1997-98
14.	0.24	Joe Di Buono (58 Games)	2002-04
15.	0.24	Steve Carbonara (54 Games)	1995-97

### GAME-WINNING GOALS (since 2002)

#	No.	Name	Years
1.	18	Neco Brett	2012-15
2.	10	Jacek Przednowek	2005-07
3.	7	Miro Cabrilo	2010-13
4.	6	Said Ali	2002-03
6.	5	Dwayne Chin	2004-07
	5	Ryan Zabinski	2004-07
	5	Daniel Calabretta	2010-12
8.	4	Joe Di Buono	2002-04
9.	3	Bayley Winkel	2016-17
	3	Allan Brown	2003-06
11.	2	Zac Sherman	2015-present
	2	Keane Mclvor	2015-17
	2	Jamie Dodds	2001-03
	2	George Parillo	2002-03
	2	Matt Paradise	2005-06
	2	Sean Riley	2006-09
	2	Neil Shaffer	2007-10
	2	Francis Bowman	2008-11
	2	Prince Samuels	2010-12
	2	Rafael Bruzual	2014-17

### ASSISTS

#	No.	Name	Years
1.	24	Tony Bunbury	1986-89
2.	21	Andy Masson	1990-91, 93-94
	21	Chris Hultquist	1992-95
4.	20	Jamie Dodds	2001-03
	20	Ryan Zabinski	2004-07
6.	18	Che Pitt	1989-91
	18	Musa Shannon	1993-96
8.	17	Keane Mclvor	2015-17
	17	Troy Fabiano	1990-93
	17	Marco Patitucci	1991-95
	17	John Roach	1992-95
	17	Rhian Dodds	1998, 01-02
13.	16	Speedy Williams	2011-14
	16	Bruce Cullen	2012-14
	16	Neco Brett	2012-15

### ASSISTS PER GAME (Minimum 30 Games)

#	No.	Name	Years
1.	0.40	Keane Mclvor (43 Games)	2015-17
2.	0.39	Rhian Dodds (44 Games)	1998, 01-02
3.	0.36	Jamie Dodds (56 Games)	2001-03
4.	0.35	Andy Masson (60 Games)	1990-91, 93-94
5.	0.34	Danny Sanna (35 Games)	1997-98
6.	0.31	Troy Fabiano (55 Games)	1990-93
	0.31	Bruce Cullen (51 Games)	2012-13
8.	0.27	Steve Bell (49 Games)	1994-96
	0.27	Ryan Zabinski (73 Games)	2004-07
	0.27	Tyler Stanley (33 Games)	2007-08
11.	0.26	John Roach (66 Games)	1992-95
	0.26	George Parillo (34 Games)	2002-03
13.	0.25	Chris Hultquist (84 Games)	1992-95
14.	0.24	Neco Brett (67 Games)	2012-15
15.	0.23	Musa Shannon (79 Games)	1993-96
	0.23	Speedy Williams (71 Games)	2011-14

### PENALTY KICKS MADE (since 2002)

#	No.	Name	Years
1.	5	Neil Shaffer	2007-10
2.	4	Neco Brett	2012-15
3.	2	Keane Mclvor	2015-17
	2	Speedy Williams	2011-14
	2	Allan Brown	2003-06
	2	Carl Reid	2011-13
7.	1	Tyler Stanley	2007-08
	1	Jamie Dodds	2001-03
	1	Jacek Przednowek	2005-07
	1	Joe Di Buono	2002-04

### PENALTY KICK ATTEMPTS (since 2002)

#	No.	Name	Years
1.	5	Neil Shaffer	2007-10
2.	4	Neco Brett	2012-15
3.	2	Keane Mclvor	2015-17
	2	Jamie Dodds	2001-03
	2	Allan Brown	2003-06
	2	Carl Reid	2011-13
	2	Speedy Williams	2011-14
6.	1	Joe Di Buono	2002-04
	1	Jacek Przednowek	2005-07
	1	Tyler Stanley	2007-08
	1	David Torrance	2008-10



## — Goalkeeping —

### SAVES

#	No.	Name	Years
1.	470	Doug Petras (95 GA, 470 Saves)	1990-93
2.	437	Matt Felice (114 GA, 437 Saves)	2005-08
3.	373	Matt Henson (126 GA, 373 Saves)	1998-01
4.	367	Toba Bolaji (79 GA, 367 Saves)	2009-12
5.	209	Brenden Alfery (48 GA, 209 Saves)	2014-15
6.	190	Winter Fondi (58 GA, 190 Saves)	2014-present
7.	183	Jason Keller (46 GA, 183 Saves)	1994,96
8.	180	Tomer Chencinski (50 GA, 180 Saves)	2003-04
9.	163	Pat Wisnom (49 GA, 163 Saves)	1994-97
10.	148	Mike Ozdinec (52 GA, 148 Saves)	2000-03
11.	129	Mike Kunzweiller	1984
12.	79	Fabrizi Moscatiello (23 GA, 79 Saves)	1995
13.	58	Vasil Chapla (15 GA, 58 Saves)	1991-93
14.	56	Joseph Kuta (23 GA, 56 Saves)	2013
15.	45	Nick Barber (28 GA, 45 Saves)	2009-10

### SAVES PER GAME (Minimum 30 Games)

#	No.	Name	Years
1.	8.70	Doug Petras (54 Games)	1990-93
2.	5.99	Matt Felice (73 Games)	2005-08
3.	5.65	Brenden Alfery (37 Games)	2014-15
4.	5.57	Matt Henson (67 Games)	1998-01
5.	5.56	Toba Bolaji (66 Games)	2009-12
6.	5.28	Winter Fondi (36 Games)	2014-present
7.	5.08	Jason Keller (36 Games)	1994, 96
8.	4.86	Tomer Chencinski (37 Games)	2003-04
9.	4.48	Mike Ozdinec (33 Games)	2000-03

### SAVE PERCENTAGE (Minimum 150 Saves)

#	Pct.	Name	Years
1.	.832	Doug Petras (95 GA, 470 Saves)	1990-93
2.	.823	Toba Bolaji (79 GA, 367 Saves)	2009-12
3.	.813	Brenden Alfery (48 GA, 209 Saves)	2014-15
3.	.799	Jason Keller (46 GA, 183 Saves)	1994, 96
4.	.793	Matt Felice (114 GA, 437 Saves)	2005-08
5.	.783	Tomer Chencinski (50 GA, 180 Saves)	2003-04
6.	.769	Pat Wisnom (49 GA, 163 Saves)	1994-97
7.	.766	Winter Fondi (58 GA, 190 Saves)	2014-present
8.	.747	Matt Henson (126 GA, 373 Saves)	1998-01

### GOALS AGAINST AVG (Minimum 1000 Minutes)

#	GAA	Name	Years
1.	1.17	Toba Bolaji (79 GA, 6076 Min)	2009-12
2.	1.21	Jason Keller (46 GA, 3414 Min)	1994,96
3.	1.23	Vasil Chapla (15 GA, 1097 Min)	1991-93
4.	1.25	Brenden Alfery (48 GA, 3443 Min)	2014-15
5.	1.32	Joseph Kuta (23 GA, 1574 Min)	2013
6.	1.32	Fabrizi Moscatiello (23 GA, 1573 Min)	1995
7.	1.37	Doug Petras (95 GA, 6240 Min)	1990-93
7.	1.34	Tomer Chencinski (50 GA, 3365 Min)	2003-04
9.	1.49	Matt Felice (114 GA, 6904 Min)	2005-08
10.	1.67	Winter Fondi (58 GA, 3122 Min)	2014-present
11.	1.67	Mike Ozdinec (52 GA, 2796 Min)	2000-03
12.	1.88	Matt Henson (126 GA, 6030 Min)	1998-01
13.	2.00	Pat Wisnom (49 GA, 2206 Min)	1994-97



Jake Cooper

### MOST WINS

#	No.	Name	Years
1.	34	Doug Petras (34-19-5)	1990-93
2.	28	Matt Felice (28-33-12)	2005-08
3.	24	Jason Keller (24-10-1)	1994, 96
24		Matt Henson (24-38-4)	1998-01
5.	21	Toba Bolaji (21-35-8)	2009-12
6.	17	Brenden Alfery (17-17-3)	2014-15
7.	14	Fabrizi Moscatiello (14-4-0)	1995
8.	12	Mike Ozdinec (12-15-3)	2000-03
12		Tomer Chencinski (12-13-9)	2003-04

### MOST SHUTOUTS

#	No.	Name	Years
1.	17	Toba Bolaji	2009-12
2.	16	Doug Petras	1990-93
3.	14	Matt Felice	2005-08
4.	11.0	Matt Henson	1998-01
5.	9	Jason Keller	1994, 96
9		Tomer Chencinski	2003-04
7.	7.2	Brenden Alfery	2014-15
8.	6.0	Winter Fondi	2014-present
9.	5.5	Fabrizi Moscatiello	1995
5.5		Mike Ozdinec	2000-03
5		Vasil Chapla	1991-93
12.	4	Joseph Kuta	2013
4.0		Pat Wisnom	1994-97
14.	1.0	Mike Clough	1993-96
1		Chris Hogsten	1997-98

## — Participation —

### GAMES PLAYED

#	No.	Name	Years
1.	93	Carlo Ciconte	1999-02
2.	84	Chris Hultquist	1992-95
3.	83	Brian Davis	1993-96
4.	82	Clint Wisniewski	1991-94
5.	81	Bob Hart	1991-94
6.	80	Mark Ornowski	1991-94
80		Marco Patitucci	1991-95
8.	79	Musa Shannon	1993-96
9.	77	Mark Klambnik	2003-06
10.	75	Dwayne Chin	2004-07
11.	74	Ben Abebe	1998-02
74		Mike Delgreco	2001-04
74		Sean Riley	2006-09
74		Neil Shaffer	2007-10
15.	73	Allan Brown	2003-06
73		Ryan Zabinski	2004-07
73		Matt Felice	2005-08

### GOALIE GAMES PLAYED

#	No.	Name	Years
1.	73	Matt Felice	2005-08
2.	67	Matt Henson	1998-01
3.	66	Toba Bolaji	2009-12
4.	54	Doug Petras	1990-93
5.	37	Tomer Chencinski	2003-04
37		Brendan Alfery	2014-15
7.	36	Winter Fondi	2014-present
36		Jason Keller	1994,96
9.	33	Mike Ozdinec	2000-03
10.	28	Pat Wisnom	1994-97
11.	18	Fabrizi Moscatiello	1995
12.	17	Vasil Chapla	1991-93
17		Joseph Kuta	2013
14.	8	Nick Barber	2009-10
15.	7	Chris Hogsten	1997-98

### GAMES STARTED

#	No.	Name	Years
1.	89	Carlo Ciconte	1999-02
2.	73	Matt Felice	2005-08
3.	72	Sean Riley	2006-09
4.	71	Jake Cooper	2014-17
5.	70	Allan Brown	2003-06
6.	69	Jason DeFranco	1998-01
69		Ryan Zabinski	2004-07
69		Speedy Williams	2011-14
9.	68	Mark Bono	2001-04
68		Mike Delgreco	2001-04
68		Miro Cabrilo	2010-13
12.	67	Matt Henson	1998-01
13.	65	Dwayne Chin	2004-07
65		Neil Shaffer	2007-10
15.	64	Toba Bolaji	2009-12
64		Mark Klambnik	2003-06
64		Nick Goosen	1998-01
64		Brian Davis	1993-96

### GOALIE GAMES STARTED

#	No.	Name	Years
1.	73	Matt Felice	2005-08
2.	67	Matt Henson	1998-01
3.	64	Toba Bolaji	2009-12
4.	37	Brendan Alfery	2014-15
5.	35	Jason Keller	1994,96
6.	34	Winter Fondi	2014-present
34		Tomer Chencinski	2003-04
8.	30	Mike Ozdinec	2000-03
9.	24	Pat Wisnom	1994-97
10.	20	Doug Petras	1990-93
11.	18	Fabrizi Moscatiello	1995
12.	17	Joseph Kuta	2013

(italics denote active player)



# Team Game Records



**Oeyvind Skjesol**



**Rafael Bruzual**



**Eddie Thomas**



**Roald Aas Ravlum**

## MOST POINTS

#	No.	Opponent	Date
1.	32	Canisius.....	10/19/93
	32	Niagara.....	10/16/93
3.	28	Niagara.....	10/17/92
4.	27	Saint Francis U.....	10/19/94
5.	24	Sacred Heart.....	10/7/01
6.	21	Marist.....	9/9/95
7.	19	Manhattan.....	8/27/06
8.	18	@ Mount St. Mary's.....	10/13/02
	18	California (Pa.).....	9/24/01
	18	Quinnipiac.....	10/16/98
	18	West Virginia.....	9/13/95
12.	17	@ Monmouth.....	10/8/95
13.	16	Geneva.....	10/29/02
14.	15	Sacred Heart.....	10/25/13
	15	St. Vincent.....	9/21/05

## MOST GOALS

#	No.	Opponent	Date
1.	11	Canisius.....	10/19/93
	11	Niagara.....	10/16/93
3.	10	Niagara.....	10/17/92
4.	9	Saint Francis U.....	10/19/94
5.	7	Sacred Heart.....	10/7/01
	7	Marist.....	9/9/95
7.	6	Manhattan.....	8/27/06
	6	@ Mount St. Mary's.....	10/13/02
	6	California (Pa.).....	9/24/01
	6	Quinnipiac.....	10/16/98
	6	@ Monmouth.....	10/8/95
	6	West Virginia.....	9/13/95
13.	5	Sacred Heart.....	10/25/13
	5	St. Vincent.....	9/21/05
	5	Geneva.....	10/29/02
	5	@ Monmouth.....	9/22/00
	5	@ George Washington.....	9/3/94

## MOST ASSISTS

#	No.	Opponent	Date
1.	10	Sacred Heart.....	10/7/01
	10	Canisius.....	10/19/93
	10	Niagara.....	10/16/93
4.	9	Saint Francis U.....	10/19/94
5.	8	Niagara.....	10/17/92
6.	7	Manhattan.....	8/27/06
	7	Marist.....	9/9/95
8.	6	Monmouth.....	10/19/03
	6	Geneva.....	10/29/02
	6	@ Mount St. Mary's.....	10/13/02
	6	California (Pa.).....	9/24/01
	6	Quinnipiac.....	10/16/98
	6	West Virginia.....	9/13/95
14.	5	George Washington.....	10/5/14
	5	@ VMI.....	9/14/14
	5	Howard.....	10/27/13
	5	Sacred Heart.....	10/25/13
	5	Buffalo.....	9/29/13
	5	Central Connecticut.....	10/8/10
	5	Mount St. Mary's.....	11/4/07
	5	St. Vincent.....	9/21/05
	5	@ Sacred Heart.....	11/8/02
	5	@ Monmouth.....	10/8/95

## MOST SHOTS

#	No.	Opponent	Date
1.	34	Niagara.....	10/16/93
2.	32	Miami (Ohio).....	9/14/94
3.	31	Sacred Heart.....	10/7/01
	31	Canisius.....	10/19/93
5.	30	@ Quinnipiac.....	10/19/07
6.	27	St. Vincent.....	9/21/05
	27	St. Francis Brooklyn.....	10/29/04
8.	26	Quinnipiac.....	10/10/04
	26	California (Pa.).....	9/24/01
	26	Monmouth.....	9/24/99
	26	Akron.....	10/29/96
12.	25	Central Connecticut.....	10/31/14
	25	Howard.....	10/27/13
	25	vs. Western Michigan.....	9/12/08
	25	Saint Vincent.....	9/2/97
	25	LIU Brooklyn.....	11/4/94

## MOST SAVES

#	No.	Opponent	Date
1.	18	@ Fairleigh Dickinson.....	10/15/10
2.	14	Quinnipiac.....	10/31/08
	14	@ Akron.....	9/19/97
	14	@ Maryland.....	10/20/96
	14	@ Saint Francis U.....	10/17/95
6.	13	Mount St. Mary's.....	10/25/09
	13	James Madison.....	11/3/98
	13	Pittsburgh.....	9/21/94
9.	12	@ Mount St. Mary's.....	10/26/12
	12	@ Buffalo.....	9/23/12
	12	@ Saint Francis U.....	10/16/97
	12	Miami (Ohio).....	9/14/94





# Team Season Records

## POINTS

#	No.	Year
1.	165 (56g, 53a)	1995
2.	131 (49g, 33a)	1994
3.	114 (40g, 34a)	2001
4.	104 (34g, 36a)	2013
5.	102 (33g, 36a)	2002
	102 (37g, 28a)	1996
7.	98 (35g, 28a)	2005
8.	93 (33g, 27a)	2003
9.	85 (28g, 29a)	2006
10.	84 (28g, 28a)	2015
	84 (29g, 26a)	1998
12.	79 (26g, 27a)	2007
13.	78 (26g, 26a)	2014
14.	76 (26g, 24a)	2000
15.	66 (24g, 18a)	2010
	66 (23g, 20a)	1999

## POINTS PER GAME

#	No.	Year
1.	9.17 (18 games)	1995
2.	6.00 (19 games)	2001
3.	5.78 (18 games)	2013
4.	5.70 (23 games)	1994
5.	5.10 (20 games)	2002
	5.10 (20 games)	1996
7.	4.90 (20 games)	2005
8.	4.89 (19 games)	2003
9.	4.42 (19 games)	2015
	4.42 (19 games)	1998
11.	4.39 (18 games)	2007
12.	4.33 (18 games)	2014
13.	4.25 (20 games)	2006
14.	4.00 (19 games)	2000
15.	3.67 (18 games)	2010

## GOALS

#	No.	Year
1.	56	1995
2.	49	1994
3.	40	2001
4.	37	1996
5.	35	2005
6.	34	2013
7.	33	2003
	33	2002
9.	29	1998
10.	28	2015
	28	2006
12.	26	2014
	26	2007
	26	2000
15.	24	2010



Neco Brett



Owen Pearce

## GOALS PER GAME

#	No.	Year
1.	3.11 (18 games)	1995
2.	2.13 (23 games)	1994
3.	2.11 (19 games)	2001
4.	1.89 (18 games)	2013
5.	1.85 (20 games)	1996
6.	1.75 (20 games)	2005
7.	1.74 (19 games)	2003
8.	1.65 (20 games)	2002
9.	1.53 (19 games)	1998
10.	1.47 (19 games)	2015
11.	1.44 (18 games)	2014
	1.44 (18 games)	2007
13.	1.40 (20 games)	2006
14.	1.37 (19 games)	2000
15.	1.33 (18 games)	2010

## GAME-WINNING GOALS

#	No.	Year
1.	11	2005
2.	9	2010
	9	2006
	9	2002
5.	8	2015
	8	2013
7.	7	2007
8.	6	2003
9.	5	2012
10.	4	2017
	4	2016
	4	2011
	4	2004
14.	3	2009
15.	2	2008

## ASSISTS

#	No.	Year
1.	53	1995
2.	36	2013
	36	2002
4.	34	2001
5.	33	1994
6.	29	2006
7.	28	2015
	28	2005
	28	1996
10.	27	2007
	27	2003
12.	26	2014
	26	1998
14.	24	2000
15.	22	2017

## ASSISTS PER GAME

#	No.	Year
1.	2.94 (18 games)	1995
2.	2.00 (18 games)	2013
3.	1.80 (20 games)	2002
4.	1.79 (19 games)	2001
5.	1.50 (18 games)	2007
6.	1.47 (19 games)	2015
7.	1.45 (20 games)	2006
8.	1.44 (18 games)	2014
9.	1.43 (23 games)	1994
10.	1.42 (19 games)	2003
11.	1.40 (20 games)	2005
	1.40 (20 games)	1996
13.	1.37 (19 games)	1998
14.	1.22 (18 games)	2017
	1.26 (19 games)	2000

## PENALTY KICKS MADE

#	No.	Year
1.	4	2010
2.	3	2015
3.	3	2013
4.	2	2005
5.	1	2017
	1	2016
	1	2014
	1	2012
	1	2009
	1	2008
	1	2007
	1	2004
	1	2003

## PENALTY KICK ATTEMPTS

#	No.	Year
1.	5	2015
2.	4	2010
3.	3	2013
4.	2	2014
	2	2008
	2	2005
7.	1	2017
	1	2016
	1	2012
	1	2009
	1	2007
	1	2004
	1	2003
	1	2002

Continued >

## — Goalkeeping —

### SAVES

#	No.	Year
1.	129 (24 GA, 129 saves)	2007
2.	125 (55 GA, 125 saves)	1997
3.	123 (39 GA, 123 saves)	2008
	123 (53 GA, 123 saves)	1998
5.	121 (33 GA, 121 saves)	1994
6.	120 (24 GA, 120 saves)	2012
7.	115 (29 GA, 115 saves)	2006
8.	113 (23 GA, 113 saves)	2015
	113 (39 GA, 113 saves)	2009
	113 (27 GA, 113 saves)	1996
11.	111 (34 GA, 111 saves)	2005
12.	108 (28 GA, 108 saves)	2004
13.	105 (28 GA, 105 saves)	2001
14.	103 (35 GA, 103 saves)	1999
15.	102 (25 GA, 102 saves)	2014

### SAVES PER GAME

#	No.	Year
1.	7.17 (18 games)	2007
2.	6.58 (19 games)	1997
3.	6.47 (19 games)	2008
	6.47 (19 games)	1998
5.	6.32 (19 games)	2012
6.	5.95 (19 games)	2015
	5.95 (19 games)	2009
8.	5.88 (17 games)	2016
9.	5.82 (17 games)	2011
10.	5.75 (20 games)	2006
11.	5.68 (19 games)	2004
12.	5.67 (18 games)	2014
13.	5.65 (20 games)	1996
14.	5.55 (20 games)	2005
15.	5.53 (19 games)	2001



**Matt Felice**



**Brenden Alfery**

### SAVE PERCENTAGE

#	Pct.	Year
1.	.843 (24 GA, 129 saves)	2007
2.	.833 (24 GA, 120 saves)	2012
3.	.831 (23 GA, 113 saves)	2015
4.	.829 (19 GA, 92 saves)	2010
5.	.807 (27 GA, 113 saves)	1996
6.	.803 (25 GA, 102 saves)	2014
7.	.799 (29 GA, 115 saves)	2006
8.	.798 (25 GA, 99 saves)	2011
9.	.794 (28 GA, 108 saves)	2004
10.	.789 (28 GA, 105 saves)	2001
11.	.786 (33 GA, 121 saves)	1994
12.	.780 (24 GA, 85 saves)	1995
13.	.773 (29 GA, 99 saves)	2002
14.	.766 (34 GA, 111 saves)	2005
15.	.759 (39 GA, 123 saves)	2008

### GOALS AGAINST AVERAGE

#	GAA	Year
1.	1.02 (19 GA, 1669 min)	2010
2.	1.15 (23 GA, 1800 min)	2015
3.	1.23 (24 GA, 1750 min)	2012
4.	1.25 (24 GA, 1731 min)	2007
5.	1.29 (24 GA, 1680 min)	1995
6.	1.30 (27 GA, 1875 min)	1996
7.	1.30 (24 GA, 1664 min)	2013
8.	1.34 (25 GA, 1674 min)	2014
	1.34 (33 GA, 2220 min)	1994
10.	1.38 (29 GA, 1893 min)	2006
11.	1.41 (28 GA, 1790 min)	2004
12.	1.42 (28 GA, 1770 min)	2001
13.	1.44 (29 GA, 1819 min)	2002
14.	1.44 (25 GA, 1565 min)	2011
15.	1.44 (29 GA, 1810 min)	2003

### MOST WINS

#	No.	Year
1.	15 (15-7-1)	1994
2.	14 (14-4-0)	1995
3.	12 (12-7-1)	1996
4.	11 (11-8-1)	2005
5.	10 (10-8-1)	2015
6.	9 (9-7-2)	2010
	9 (9-7-4)	2006
	9 (9-9-2)	2002
	9 (9-9-1)	2001
10.	8 (8-7-2)	2013
11.	7 (7-9-2)	2014
	7 (7-7-4)	2007
	7 (7-7-5)	2003
	7 (7-10-2)	2000
15.	6 (6-12-2)	1999
	6 (6-13-0)	1998

### MOST SHUTOUTS

#	No.	Year
1.	7	1996
2.	6	2010
	6	2004
	6	1995
5.	5	2015
	5	2012
	5	2009
	5	2006
	5	2002
	5	1994
11.	4	2014
	4	2013
	4	2007
	4	2000
	4	1998



**Toba Bolaji**




# Yearly Leaders



**Prince Samuels**



**Sean Riley**



**Lucas Puntillo**

## SCORING

Year	Player	G	A	Pts	Avg
1992	Troy Fabiano	9	4	22	1.29
1993	Troy Fabiano	19	5	43	1.95
1994	Marco Patitucci	11	7	29	1.32
1995	Musa Shannon	12	6	30	1.76
1996	Musa Shannon	16	5	37	2.06
1997	Danny Sanna	3	4	10	0.59
1998	Danny Sanna	6	8	20	1.11
1999	Jason DeFranco	10	2	22	1.16
2000	Jason DeFranco	7	4	18	0.95
2001	Jamie Dodds	12	7	31	1.63
2002	Said Ali	11	3	25	1.47
2003	Said Ali	13	4	30	1.58
2004	Joe Di Buono	6	5	17	0.89
2005	Jacek Przednowek	14	3	31	1.55
2006	Jacek Przednowek	9	4	22	1.16
2007	Jacek Przednowek	15	4	34	1.89
2008	Tyler Stanley	2	5	9	0.56
2009	Sean Riley	4	0	8	0.47
2010	Neil Shaffer	6	3	15	0.83
2011	Prince Samuels	6	1	13	0.81
2012	Miro Cabrilo	4	4	12	0.67
2013	Neco Brett	14	8	36	2.00
2014	Neco Brett	15	3	33	1.83
2015	Neco Brett	13	5	31	1.72
2016	Keane Mclvor	2	5	9	0.64
2017	Bayley Winkel	10	2	22	1.22

## GOALS

Year	Player	G	Avg
1992	Troy Fabiano	9	0.53
1993	Troy Fabiano	19	0.86
1994	Marco Patitucci	11	0.50
1995	Musa Shannon	12	0.71
1996	Musa Shannon	16	0.89
1997	Steve Carbonara	4	0.25
1998	Jason DeFranco	7	0.41
1999	Jason DeFranco	10	0.53
2000	Jason DeFranco	7	0.37
2001	Jamie Dodds	12	0.63
2002	Said Ali	11	0.65
2003	Said Ali	13	0.68
2004	Joe Di Buono	6	0.32
2005	Jacek Przednowek	14	0.70
2006	Jacek Przednowek	9	0.47
2007	Jacek Przednowek	15	0.83
2008	Sean Riley	3	0.16
2009	Sean Riley	4	0.24
2010	Neil Shaffer	6	0.33
2011	Prince Samuels	6	0.38
2012	Miro Cabrilo	4	0.22
	Bruce Cullen	4	0.22
2013	Neco Brett	14	0.78
2014	Neco Brett	15	0.83
2015	Neco Brett	13	0.72
2016	Rafael Bruzual	3	0.20
2017	Bayley Winkel	10	0.56

## ASSISTS

Year	Player	A	Avg
1992	Jeff Hough	5	0.26
1993	Andy Masson	11	0.50
1994	Marco Patitucci	7	0.32
1995	Chris Hultquist	10	0.56
1996	Nick Williams	6	0.30
1997	Danny Sanna	4	0.24
1998	Danny Sanna	8	0.44
1999	Mike Schiraldi	5	0.26
2000	Jason DeFranco	4	0.21
	Danny Anderson	4	0.21
2001	Jamie Dodds	7	0.37
2002	Rhian Dodds	11	0.65
2003	Jamie Dodds	7	0.39
2004	Joe Di Buono	5	0.26
2005	Mark Klabnik	6	0.30
2006	Ryan Zabinski	8	0.44
2007	Ryan Zabinski	5	0.28
	Dwayne Chin	5	0.28
2008	Tyler Stanley	5	0.31
2009	Neil Shaffer	3	0.16
2010	Prince Samuels	4	0.25
2011	Daniel Calabretta	3	0.18
2012	Miro Cabrilo	4	0.22
2013	Bruce Cullen	9	0.53
2014	Bruce Cullen	6	0.38
2015	Lucas Puntillo	6	0.32
2016	Keane Mclvor	5	0.36
2017	Keane Mclvor	8	0.47

Continued >



**Tyler Stanley**



**Winter Fondi**



**Jacek Przednowek**



**Said Ali**

**SHOTS**

Year	Player	Sh	Avg
1992	Troy Fabiano	51	3.00
1993	Troy Fabiano	76	3.45
1994	Musa Shannon	62	2.82
1995	Marco Patitucci	48	2.82
1996	Musa Shannon	47	2.61
1997	Steve Carbonara	31	1.94
1998	Danny Sanna	42	2.33
1999	Jason DeFranco	76	4.00
2000	Jason DeFranco	93	4.89
2001	Jason DeFranco	63	4.20
2002	Said Ali	49	2.88
2003	Said Ali	58	3.05
2004	Joe Di Buono	50	2.63
2005	Jacek Przednowek	53	2.65
2006	Jacek Przednowek	56	2.95
2007	Jacek Przednowek	59	3.28
2008	Tyler Stanley	44	2.75
2009	Neil Shaffer	46	2.42
2010	Daniel Calabretta	29	1.71
2011	Miro Cabrilo	35	2.06
2012	Miro Cabrilo	38	2.11
2013	Neco Brett	95	5.28
2014	Neco Brett	69	3.83
2015	Neco Brett	71	3.94
2016	Lucas Puntillo	31	1.94
2017	Keane McIvor	49	2.88

**SAVES**

Year	Player	Saves	Sv.%
1992	Doug Petras	103	.769
1993	Doug Petras	107	.856
1994	Jason Keller	121	.786
1995	Fabrizi Moscatiello	79	.775
1996	Jason Keller	62	.827
1997	Pat Wisnom	107	.754
1998	Matt Henson	117	.692
1999	Matt Henson	103	.746
2000	Mike Ozdinec	51	.699
2001	Matt Henson	105	.789
2002	Mike Ozdinec	89	.788
2003	Tomer Chencinski	77	.770
2004	Tomer Chencinski	103	.792
2005	Matt Felice	86	.796
2006	Matt Felice	107	.787
2007	Matt Felice	126	.840
2008	Matt Felice	118	.752
2009	Toba Bolaji	63	.851
2010	Toba Bolaji	90	.826
2011	Toba Bolaji	96	.793
2012	Toba Bolaji	118	.831
2013	Joseph Kuta	56	.709
2014	Brenden Alfery	97	.795
2015	Brenden Alfery	112	.830
2016	<i>Winter Fondi</i>	90	.783
2017	<i>Winter Fondi</i>	96	.744

**GOALS AGAINST AVERAGE**

Year	Player	GAA
1992	Doug Petras	1.56
1993	Doug Petras	0.90
1994	Jason Keller	1.36
1995	Fabrizi Moscatiello	1.32
1996	Jason Keller	0.95
1997	Pat Wisnom	2.16
1998	Matt Henson	3.03
1999	Matt Henson	1.71
2000	Matt Henson	1.14
2001	Matt Henson	1.42
2002	Mike Ozdinec	1.26
2003	Tomer Chencinski	1.27
2004	Tomer Chencinski	1.40
2005	Matt Felice	1.33
2006	Matt Felice	1.38
2007	Matt Felice	1.25
2008	Matt Felice	1.96
2009	Toba Bolaji	0.91
2010	Toba Bolaji	1.02
2011	Toba Bolaji	1.44
2012	Toba Bolaji	1.23
2013	Joseph Kuta	1.32
2014	Brenden Alfery	1.37
2015	Brenden Alfery	1.15
2016	<i>Winter Fondi</i>	1.61
2017	<i>Winter Fondi</i>	1.75

(1992-present; *italics* denote active player)





# Gamewinners

*Overtime goals and goals in the final five minutes of regulation (1991-93, 2002-present)*

Date	Opponent	Score	Time	Scorer (Assist)
10/29/17	SACRED HEART	1-0	91:51	Keane McIvor (Penalty Kick)
10/1/17	HOWARD	2-1	86:47	Bayley Winkel (McCurdy & McIvor)
10/18/15	@ St. Francis Brooklyn	1-0	108:19	Neco Brett (Keane McIvor)
9/27/15	DUQUESNE	2-1	107:41	Rafael Bruzual (Puntillo & Cooper)
9/4/15	SAINT PETER'S	2-1	90:29	Neco Brett (Lucas Puntillo)
9/18/11	@ Cleveland State	2-1	96:00	Miro Cabrilo (Shane Beharry)
9/24/10	NIAGARA	2-1	93:21	Neil Shaffer (Penalty Kick)
10/16/09	@ LIU Brooklyn	2-1	105:45	Sean Riley (Unassisted)
9/2/07	@ Canisius	2-1	109:04	Neil Shaffer (Dwayne Chin)
9/16/07	@ Wofford	2-1	89:43	Jacek Przednowek (Unassisted)
11/2/07	MONMOUTH	2-1	103:21	Dwayne Chin (Ryan Zabinski)
9/17/06	NIAGARA	1-0	99:00	Matt Paradise (Jason Pelletier)
10/30/05	MOUNT ST. MARY'S	2-1	95:19	Allan Brown (Dan Campbell)
11/13/05	@ Monmouth <sup>1</sup>	3-2	98:35	Jacek Przednowek (Mark Klabnik)
9/22/04	PITTSBURGH	1-0	88:06	Dwayne Chin (Joe Di Buono)
10/31/93	@ Wake Forest	1-0	85:26	Chris Hultquist (Todd Shulenberger)
11/7/93	vs. LIU Brooklyn <sup>1 2</sup>	2-0	99:29	Brian Davis (Unassisted)
9/5/92	@ Lehigh	1-0	103:25	Troy Fabiano (Todd Shulenberger)
9/19/92	@ Fairleigh Dickinson	2-1	119:06	Marco Patitucci (Jeff Hough)
9/27/92	KENTUCKY	2-1	92:47	Troy Fabiano (Unassisted)
10/11/92	MONMOUTH	1-0	87:30	Roman Kuropas (Troy Fabiano)
10/24/92	RIDER <sup>3</sup>	3-2	116:00	Marco Patitucci (Doug Petras)
10/29/92	SAINT FRANCIS U	4-3	89:00	Chris Hultquist (Unassisted)
10/9/91	MOUNT ST. MARY'S <sup>4</sup>	2-0	92:30	John Bowes (Che Pitt)

1 – Northeast Conference Championship game

3 – Rider took 2-1 lead in OT, Jason Wisniewski tied game with goal at end of first overtime

2 – Davis scored again at 117:52 to make final score 2-0

4 – Matt Dryer scored at 117:39 to make final score 2-0

# Point-Savers

*Game-tying goals scored in the final five minutes of regulation (1991-93, 2002-present)*

Date	Opponent	Score	Time	Scorer (Assist)
10/1/16	@ Howard	2-2	85:08	Curran Edland (Unassisted)
10/12/14	@ Fairleigh Dickinson <sup>3</sup>	2-2	87:18	Rafael Bruzual (Unassisted)
8/30/03	Colgate <sup>2</sup>	3-3	85:58	Mathias Kleiner (Unassisted)
9/19/92	@ Fairleigh Dickinson <sup>1</sup>	2-1	89:35	Roman Kuropas (Todd Shulenberger)


1 – RMU went on to win in overtime

2 – at Baltimore, Md.

3 – Fairleigh Dickinson scored at 95:38 to win, 3-2



# Miscellaneous Statistics



**Che Pitt**



**Matt Paradise**

## HAT TRICKS

Scorer	Opponent	Times
Jason Wisniewski	Niagara (10/17/92)	11:39, 30:00, 56:00
Troy Fabiano	Niagara (10/16/93)	15:57, 32:15, 33:57, 67:45 (4 goals)
Musa Shannon	Canisius (10/19/93)	51:00, 60:30, 78:00
Marco Patitucci	Rider (15/15/94)	10:50, 50:18, 75:57
Musa Shannon	Mount St. Mary's (11/8/96)	56:55, 67:37, 75:06, 84:17 (4 goals)
Danny Sanna	California, Pa. (10/28/97)	41:59, 43:15, 52:19
Jamie Dodds	@ Quinnipiac (10/12/01)	17:47, 76:19, 82:30
Said Ali	Mount St. Mary's (10/13/02)	67:52, 77:51, 85:55
Said Ali	Canisius (9/7/02)	25:00, 66:58, 75:25
Jacek Przednowek	Monmouth (11/13/05)	23:01, 68:31, 98:35
Connor Curran-Hays	@ Pittsburgh (9/27/06)	56:48, 57:39, 64:02
Jacek Przednowek	Manhattan (8/27/06)	4:52, 19:18, 33:23, 46:31, 53:01 (4 goals)
Jacek Przednowek	Mount St. Mary's (11/4/07)	52:54, 68:00, 69:14
Neco Brett	Buffalo (9/29/13)	5:11, 60:27, 74:01
Neco Brett	George Washington (10/5/14)	51:53, 62:24, 72:22, 87:08 (4 goals)
Neco Brett	@ Cleveland State (8/30/15)	20:54, 54:32, 70:46, 89:51 (4 goals)

## QUICKEST TWO GOALS

Scorers	Time between Goals	Opponent
Neil Shaffer (both goals)	0:15 (PKs)	@ Buffalo (9/12/10)
Prince Samuels, Luca Campos	0:50	Central Connecticut (10/8/10)
Connor Curran-Hays (both goals)	0:51	@ Pittsburgh (9/27/06) *
Andy Masson, Musa Shannon	0:52	@ Rider (10/23/93)
Troy Fabiano, Che Pitt	0:55	Canisius (10/19/93)
David Moxoom, Kert Mease	0:55	@ Rider (10/23/93)
Cyril Allen, Jason DeFranco	0:58	@ Central Connecticut (10/14/01)
Bruce Cullen, Speedy Williams	1:04	Rider (8/31/14)
Cyril Allen (both goals)	1:06	Sacred Heart (10/7/01)
Rhian Dodds, Jamie Dodds	1:08	California, Pa. (9/24/01)
Miro Cabrilo, Neco Brett	1:13	Duquesne (9/25/13)
David Moxom, Musa Shannon	1:13	@ George Washington (9/3/94)
Jacek Przednowek (both goals)	1:14	Mount St. Mary's (11/4/07)
Danny Sanna, (both goals)	1:16	California (Pa.) (10/28/97)
Jacek Przednowek, Matt Paradise	1:30	Cleveland State (9/14/05)
Troy Fabiano (both goals)	1:42	Niagara (10/19/93)
Miro Cabrilo, Neco Brett	1:49	Howard (10/27/13)
Troy Fabiano, Musa Shannon	1:55	Niagara (10/16/93)
Che Pitt, Chris Hultquist	2:00	Niagara (10/17/92)
Che Pitt (PK), Troy Fabiano	2:02	Canisius (10/19/93)
Neco Brett, Jake Cooper	2:06	Sacred Heart (10/9/15)
Bob Gallo, Roman Kuropas	2:15	@ Monmouth (10/12/14)
Carl Reid, Bruce Cullen	2:28	Niagara (9/20/13)
Troy Fabiano, Che Pitt	2:43	Niagara (10/16/93)
Troy Fabiano (both goals)	2:44	Canisius (10/19/93)

## QUICKEST GOALS TO START A GAME

Opponent	Time	Goal Scorer
@ St. Francis Brooklyn (9/26/03)	0:59	Said Ali
@ Niagara (9/30/07)	1:15	Jacek Przednowek
@ Canisius (9/25/05)	1:25	John DelGreco
Niagara (10/16/93)	1:58	David Moxoom
Canisius (9/15/06)	2:44	Dwayne Chin
Fairleigh Dickinson (10/2/11)	2:52	Miro Cabrilo



# All-Time Letterwinners

## — A —

Abebe, Ben	1998-02
Alfery, Brenden	2014-15
Ali, Said	2002-03
Allen, Cyril	2001
Alumbaugh, Brian	2016
Anderson, Danny	2000-02
Andino, Kevin	2010-11
Arnold, Kevin	1998
Arnold, Sean	1999-02
Artuso, Joe	2001-02

## — B —

Barber, Nick	2009-10
Barcomb, Hunter	2012-13, 15
Barry, Momadou	1997
Baskin, Rob	2000-03
Beaver, Derrick	2000-01
Begany, Ryan	2006
Beharry, Shane	2009-11
Belajolli, Labinot	2000
Bell, Nate	1997-00
Bell, Steve	1994-96
Bernosky, Eric	1999
Bittner, Eric	2006, 08
Blankenship, Jon	2002-03
Bolaji, Toba	2009-12
Bono, Mark	1999, 01-04
Bowers, Zac	2011-12
Bowman, Francis	2008-11
Braun, Dan	2008-11
Brett, Neco	2012-15
Brown, Allan	2003-06
Bruzual, Rafael	2014-17

## — C —

Cabrilo, Miro	2010-13
Calabretta, Daniel	2010-12, 15
Campbell, Dan	2003-05
Campos, Luca	2010-13
Carbonara, Steve	1995-97
Case, RJ	2007
Chencinski, Tomer	2003-04
Chin, Dwayne	2004-07
Chitester, Mark	2000
Chitester, Matt	1999, 01-03
Ciconte, Carlo	1999-02
Clough, Mike	1994-96
Colom, Andrew	1996-97
Colosimo, Sam	2009-11, 2013
Cooke, Kevin	1994-97
Cooper, Jake	2014-17
Corado, Niko	2009-10, 2012-13
<i>Coridon, Christian</i>	2017
<i>Coridon, Christopher</i>	2016-17
Correa, Andy	2009-11
Cramer, Bobby	1998-99
Cullen, Bruce	2012-14
Curran-Hays, Connor	2005-07
Currie, David	2003-04

## — D —

Darnstaedt, Jason	1994-96
Davis, Brian	1994-96
Deep, Colin	2008
Defranco, Jason	1998-01
Delgreco, John	2004-05, 08
Delgreco, Mike	2001-04

Dell'omo, Vince	2012
Di Buono, Joe	2002-04
Disanza, Pete	1997
Dodds, Jamie	2001-03
Dodds, Rhian	1998, 01-02
Dougherty, Tim	1996-99
Driver, Cullen	1999
Dube, Tom	2007
Dunn, Brendan	1998-99

## — E —

Early, Neal	2005
Eastgate, Graeme	1994-96
Edland, Curran	2015-16

## — F —

Farrell, Richard	2006
Federer, John	1998
Felice, Matt	2005-08
Ferrin, Marco	1994
<i>Fondi, Winter</i>	2016-17
Flynn, Ryan	1999
Fonagy, Matt	2011-15

## — G —

Gagliardi, Andrew	2009
Gannon, Tom	2005-09
Gardner, Tyler	2008-11
<i>George, Mason</i>	2015-17
Gittens, Geren	2007-08
Goodridge, Kevin	1997-98
Goosen, Nick	1998-01
Graziani, Tyler	2014
Graziani, Zach	2015-16
Griffin, Matt	2008-11
Grill, Joshua	1996-99
Grob, Roli	2007

## — H —

Hart, Bob	1994
Henson, Matt	1998-01
Hogsten, Chris	1997-98
Hollywood, Heath	1999-00
Hoskins, Williams	1995
Hough, Jeff	1995-96
Houghton, Eric	1994
Hultquist, Chris	1994-95

## — J —

Johns, Daniel	2004
Jones, Michael	2009-12
Jull, Bennett	2012, 2014-15, 2017

## — K —

Kaufman, Cory	1997
Keller, Jason	1994, 96
Kerr, Shawn	1999-02
Klabnik, Mark	2003-06
Kleiner, Mathias	2003
Knight, Adam	1999-00
Knight, John	1995-98
Kovack, Tim	2007-08
Kuta, Joseph	2013

## — L —

Lama, Alan	2008
Lamanna, Frank	2009
Latchford, Jared	2011-15
Lesonick, Mike	1999-00

## — M —

Macaulay, Kyle	2009-12
MacDonald, Eric	2003-07
MacEvoy, Paul	1998
Marshall, James	1995
Mascia, Dominic	2009-12
Masson, Andy	1994
Mazzuca, Eugene	1999-02
McCallum, Paul	1996
McCollin, Wendell	1997
McCurdy, Corey	2014-17
Mclvor, Keane	2015-17
Mclvor, Kyle	2006-09
Mease, Blake	2002-03, 05
Mease, Kert	1994-95
Mendez, Jason	2016
Metzger, Matt	2008
Midock, Brian	2004
Migone, Juan	1997
Milani, Rob	2004
Miller, Chris	2013-14
Miller, Phillip	1996-97
Miller, Tyler	2012
Minerva, Nick	2000
<i>Moberg, Gustaf</i>	2017
Montano, Henry	2009
Monteleone, David	2006-07
Montgomery, Ryan	2001-03
Morihlatko, John	2005-08
Moscatiello, Fabrizi	1995
Moxom, David	1994
Moy, Steve	2002-05

## — N —

Nese, Steve	2006
Nikolopoulos, Alex	2003
Nikonow, Brian	2005-07
Nottingham, Curt	1998

## — O —

Oertli, Emmanuel	1994-95
Ojea, Martin	2007
<i>Olguin, Kai</i>	2015-17
Omowski, Mark	1994
Osborne, Trey	2003
Oulare, Layba	1996-98
Ozdinec, Mike	2000-03

## — P —

Paradise, Matt	2005-06
Parillo, George	2002-03
Parks, Chad	1997
Patitucci, Marco	1994-95
<i>Pearce, Owen</i>	2016-17
Peifer, Josh	2008
Pelger, Josh	1996-97
Pelletier, Jason	2005-06
Petras, Justin	2000-03
Pfeiffer, Nick	2012, 2014
Phillips, Evan	2010-12
Phillips, Georgio	2000
Pickersgill, Steve	1997
Popovich, Ryan	1994-95
Przednowek, Jacek	2005-07
Puntillo, Lucas	2015

## — R —

<i>Ravlum, Roald Aas</i>	2017
Raymond, Chase	2008-09
Reckner, Robert	1996-99
Regan, Brandon	2003-05
Regan, Kyle	2004-05
Reid, Carl	2011-14
Riley, Sean	2006-09
Roach, John	1994-95
Rofrano, Josh	1998

## — S —

Salek, Andrew	1996
Samaroo, Randy	2003-06
Samuels, Prince	2010-12
Sanna, Danny	1997-98
Sarai, Jason	1998
Scheidemantel, Andrew	2012-15
Schiraldi, Mike	1999-01
Shaffer, Neil	2007-10
Shannon, Musa	1994-96
Sheibley, Matt	2008-11
<i>Sherman, Zac</i>	2015-17
Shinsky, Max	2008-10, 2013
<i>Skjesol, Oeyvind</i>	2017
Skovira, Chris	2006
Smith, Brian	1995-98
Solis, Tyler	2006-10
Stankovsky, Mike	1999-03
Stanley, Tyler	2007-08
Steigerwald, Mark	2000
Stein, Derek	2009-12
Summerville, Matt	2001

## — T —

Terlecki, Stan	2005-06
Thomas, DJ	2006-07
<i>Thomas, Dylan</i>	2017
Thomas, Eddie	2014-17
Thorton, Tommy	2000
Tommasini, John	2002-04
Torrance, David	2008-10
Turnley, Justin	2007, 09-11

## — V —

Van Rossum, Larry	1994
Vigliano, Tony	1997
Vilella, Ryan	2014

## — W —

Watkins, Steve	1997
Williams, Speedy	2011-14
Williams, Nick	1994-96
Winkel, Bayley	2016-17
Wisniewski, Clint	1994
Wisnom, Pat	1994-97

## — Y —

Yakubisin, Mark	2002
-----------------	------

## — Z —

Zabinski, Ryan	2004-07
Zaccarino, Russ	2002-04
Zeigler, Bryn	2005-06

(*italics denote active player*)



6001 University Boulevard  
Moon Township, Pennsylvania 15108

[www.rmu.edu](http://www.rmu.edu)

[www.rmucolonials.com](http://www.rmucolonials.com)