



2018-19 BASKETBALL

GAME 10 • Siena (3-6) vs. Robert Morris (4-5)

Saturday, December 8, 2018 • 4:00 p.m.

North Athletic Complex (1,000) • Moon Township, Pa.

NEC Champions: 1982, 1983, 1989, 1990, 1992, 2009, 2010, 2015

Schedule / Results

OCTOBER (0-0)		
21	@ Kent State (Exhibition)	L, 62-89
NOVEMBER (4-3)		
6	@ USC \$	L, 62-83
9	@ Missouri State \$	L, 60-74
14	MOUNT ALOYSIUS	W, 104-57
17	MISSISSIPPI VALLEY STATE \$	W, 68-59
19	@ Stetson \$	W, 81-72
23	@ No. 24/19 Purdue	L, 46-84
28	YOUNGSTOWN STATE	W, 76-56
DECEMBER (0-2)		
1	@ Drexel	L, 69-82
5	@ Canisius	L, 62-68
8	SIENA	4:00 p.m.
15	@ Rider	3:00 p.m.
21	@ Louisville	7:00 p.m.
29	HOOD	4:00 p.m.
JANUARY (0-0)		
3	FAIRLEIGH DICKINSON *	7:00 p.m.
5	MOUNT ST. MARY'S *	5:00 p.m.
10	@ St. Francis Brooklyn *	9:00 p.m.
12	@ LIU Brooklyn *	4:30 p.m.
19	@ Bryant *	4:00 p.m.
21	@ Central Connecticut *	3:30 p.m.
24	SACRED HEART *	7:00 p.m.
26	WAGNER *	5:00 p.m.
31	SAINT FRANCIS U *	7:00 p.m.
FEBRUARY (0-0)		
2	@ Fairleigh Dickinson *	4:30 p.m.
7	BRYANT *	7:00 p.m.
9	CENTRAL CONNECTICUT *	4:00 p.m.
14	@ Mount St. Mary's *	7:00 p.m.
15	@ Saint Francis U *	7:00 p.m.
21	LIU BROOKLYN *	7:00 p.m.
23	ST. FRANCIS BROOKLYN *	5:00 p.m.
28	@ Sacred Heart *	6:00 p.m.
MARCH (0-0)		
2	@ Wagner *	4:00 p.m.
6	NEC Tournament Quarterfinals	TBA
9	NEC Tournament Semifinals	TBA
12	NEC Tournament Final	TBA

\$ 2018 National College Basketball Hall of Fame Classic

* Northeast Conference game

Game Information

Radio: ESPN 970 AM & 106.3 FM w/ Chris Shovlin (pxp) & Jim Elias (color)

Video: RMUColonials.com • NECFrontRow.com

Twitter: @RMUMBasketball • Instagram: @RMUMBasketball

Quick Hits

- The **Robert Morris University** men's basketball team returns to the North Athletic Complex looking to snap a two-game slide and stay perfect at home by welcoming Siena Saturday for a 4:00 p.m. tip.
- The Colonials concluded a two-game road swing in Buffalo, N.Y., with a 68-62 loss @ Canisius (12/5/18). RMU shot just **33.3** percent from the field, tying a season low for field goals with **17**. In a game that featured **four** ties and **11** lead changes, the Golden Griffins grabbed the lead for good with 9:43 to play on a Jordan Henderson jumper.
- Senior guard **Josh Williams** paced Robert Morris by scoring a game-high **17** points @ Canisius (12/5/18). He finished **8-for-8** at the free-throw line and enters Saturday's game ranked **seventh** in the Northeast Conference in free throw percentage (**.826**).
- Sophomore forward **Charles Bain** contributed **12** points against the Golden Griffins, while junior forward **Yannis Mendy** tied a career high with **nine** points on **4-of-5** shooting from the field and a **1-for-2** performance at the free-throw line.
- Robert Morris ranks in the top **three** in a whopping **nine** categories in the Northeast Conference entering Saturday's game against Siena. In addition to **leading** the circuit in turnover ratio (**+2.89**), the Colonials rank **second** in scoring defense (**70.6**), free-throw percentage (**.729**), field goal percent defense (**.435**), assists (**14.67**), steals (**8.00**) and assist-to-turnover ratio (**1.08**) while sitting **third** in three-point field goal percent defense (**.328**) and three-point field goals made per game (**8.89**).
- Over the last **four** games, guards **Matty McConnell** and **Jon Williams** have combined for **31** assists against **12** turnovers, an assist-to-turnover ratio of **2.58**. Williams owns **18** assists during that span, while McConnell has recorded **13** dimes.
- The Colonials opened their two-game road swing by dropping an 82-69 decision @ Drexel (12/1/18). Senior guard **Josh Williams** led RMU with **15** points and also added **five** rebounds and a **pair** of assists.
- Senior guard **Matty McConnell** contributed **14** points, **four** rebounds and **four** assists against the Dragons, while **Charles Bain** also scored **14** points while grabbing **three** rebounds.
- The Colonials improved to **3-0** at home for the first time since **2012-13** by recording a 76-56 victory over Youngstown State (11/28/18) at the North Athletic Complex. Senior forward **Malik Petteway** came off the bench to lead **five** players in double figures with **16** points. He also grabbed **six** rebounds.
- Senior guards **Josh Williams** and **Matty McConnell**, as well as sophomore guard **Jon Williams**, each scored **12** points in the win over the Penguins, combining to go **7-for-16** from beyond the arc while also compiling **nine** assists and **seven** steals. Off the bench, sophomore forward **Koby Thomas** scored **10** points.

Robert Morris Probable Starters ...

#	P	Name	Pts.	Reb.	G/GS	Hometown	Quick Fact
15	F	Yannis Mendy (6-8, 240, Jr.)	4.7	2.1	9/9	Metting, France	Tied a career high with nine points @ Canisius
20	F	Charles Bain (6-8, 200, So.)	8.6	4.2	9/9	Freeport, Bahamas	Has converted 80% (20-for-25) of his attempts at the stripe
1	G	Jon Williams (6-1, 175, So.)	6.1	2.2	9/9	Akron, Ohio	Tied a career high with eight assists @ Drexel
0	G	Josh Williams (6-2, 195, Sr.)	16.9	3.3	9/9	Akron, Ohio	Scored a game-high 17 points @ Canisius (8-for-8 at line)
23	G	Matty McConnell (6-2, 195, Sr.)	8.1	4.6	9/9	Oakdale, Pa.	Ranks second in the NEC in assist-to-turnover ratio (2.60)

Robert Morris Off The Bench ...

#	P	Name	Pts.	Reb.	G/GS	Hometown	Quick Fact
5	F	Malik Petteway (6-8, 240, Sr.)	10.7	5.0	9/0	Waterbury, Conn.	Posted five points, team-high eight rebounds @ Canisius
10	F	Koby Thomas (6-6, 190, So.)	8.7	5.4	9/0	Philadelphia, Pa.	Scored 10 points in victory over Youngstown State
22	G	Cameron Wilbon (6-5, 200, Fr.)	2.5	1.3	8/0	Merrillville, Ind.	Posted four points, four rebounds in victory @ Stetson
3	G	Dante Treacy (6-0, 170, Fr.)	1.6	0.6	9/0	Orlando, Fla.	Finished with four points in 16 minutes @ Drexel
24	F	Chris Coalmon (6-6, 185, So.)	1.3	0.5	4/0	North Babylon, N.Y.	Scored three points, notched assist vs. Mount Aloysius



Head Coach Andrew Toole

Ninth Season • Penn, 2003 • @AndyToole

Presiding over the golden age of Robert Morris University men's basketball is **Andrew Toole**, who is in his ninth season as the head coach of the Colonials in 2018-19. Introduced as the eighth head coach in the program's 42-year Division I history at a press conference at the Charles L. Sewall Center May 11, 2010, Toole signed a one-year contract extension at RMU January 19, 2017, and will lead the Colonials through the 2020-21 campaign.

In nine seasons under Toole's tutelage, the Colonials have posted an overall record of **154-128 (.546)**, including a mark of **91-51 (.641)** against Northeast Conference opponents. Toole has overseen the most successful stretch in school history during his 11-year tenure at Robert Morris. Named an assistant coach under former head coach Mike Rice in 2007, Toole was elevated to associate head coach the following season before taking over the reigns as head coach in 2010.

During Toole's seven seasons as head coach at RMU, the Colonials have claimed two NEC regular-season championships (2013, 2014), appeared in four NEC Tournament championship games (2011, 2012, 2014, 2015) and have made four national postseason appearances. Robert Morris played in its first CollegeInsider.com Postseason Tournament (CIT) in 2012, earned automatic bids to the National Invitation Tournament (NIT) in both 2013 and 2014 and appeared in the 2015 NCAA Tournament.

Four of RMU's five victories in a national postseason tournament have come under Toole. In 2011-12, his second year as head coach, Toole led the Colonials to an overall record of 26-11 (.703). Robert Morris tied a school record for victories by advancing to the quarterfinals of the 2012 CIT thanks to road wins over Indiana State and Toledo.

In 2012-13, RMU claimed its 10th NEC regular-season championship with a ledger of 14-4 (.778) in conference action and overall finished 24-11 (.686). Robert Morris earned a spot in the 2013 NIT, advancing to the second round thanks to a landmark 59-57 victory over Kentucky in front of 3,444 fans at the Charles L. Sewall Center, the largest crowd in school history.

RMU earned its second straight NEC regular-season crown in 2013-14 with a record of 14-2 (.875) in league play and finished 22-14 (.611) overall. For his efforts, Toole was named the 2014 NEC Jim Phelan Coach of the Year. Led by a career-high 38 points from 2014 NEC Player of the Year Karvel Anderson (2012-14), the Colonials notched a win in the first round of the NIT for the second consecutive year with an 89-78 victory at St. John's.

In the history of the NIT, a No. 8 seed has knocked off a No. 1 seed just four times, with Robert Morris owning two of those victories thanks to its wins over Kentucky and St. John's.

Toole guided Robert Morris to an overall record of 20-15 (.571) in 2014-15, including a mark of 12-6 (.667) in the NEC. The Colonials finished in a tie for second place with Bryant in the league standings and as the No. 2 seed claimed the 2015 NEC Tournament title with a 66-63 win at No. 1 seed St. Francis Brooklyn. The win over the Terriers helped RMU secure its league-high eighth NEC Tournament title and subsequent bid to the NCAA Tournament.

Robert Morris earned its first NCAA Tournament victory since 1983 and second overall in program history by posting an 81-77 victory over North Florida as part of the 2015 NCAA First Four at UD Arena in Dayton, Ohio. Two days later the Colonials fell to eventual 2015 national champion Duke, 85-56, in Charlotte, N.C.

In his first season at the helm in 2010-11, Toole guided RMU to an overall record of 18-14 (.563), including a mark of 12-6 (.667) in the NEC. The Colonials advanced to the championship game of the NEC Tournament, falling three minutes shy of earning their third straight title before falling in overtime at LIU Brooklyn (3/9/11), 85-82.

Prior to joining the Robert Morris staff in 2007, Toole spent the 2006-07 season as an assistant at Lafayette College in Easton, Pa. While an assistant with the Leopards, Toole was responsible for helping recruit student-athletes that helped lead Lafayette to the 2010 Patriot League Tournament championship game against Lehigh. Toole was a four-year starter at the Division I level, playing for Elon University (1998-2000) before transferring to the University of Pennsylvania (2000-03). Over his four-year career at Elon and Penn, Toole averaged 12.3 points per contest, finishing with 1,341 points in 109 games.

Toole and his wife, Brooke, were married June 3, 2011, and the couple resides in Pittsburgh, Pa., with their two sons, Ryan and Colin.

The Toole File

Birthdate: Sept. 11, 1980

Hometown: Red Bank, N.J.

Age: 38

Alma Mater / Year: Penn / 2003

Degree: Bachelor of Arts (Political Science)

High School: Christian Brothers Academy

COLLEGIATE COACHING EXPERIENCE:

Robert Morris University; Moon Township, Pa.

- Head Coach (2010-)

Robert Morris University; Moon Township, Pa.

- Associate Head Coach (2008-10)

Robert Morris University; Moon Township, Pa.

- Assistant Coach (2007-08)

Lafayette College; Easton, Pa.

- Assistant Coach (2006-07)

PLAYING EXPERIENCE:

University of Pennsylvania; Philadelphia, Pa.

- Guard (2000-03)

Elon University; Elon, N.C.

- Guard (1998-2000)

Christian Brothers Academy; Lincroft, N.J.

- Guard (1994-98)

Year-by-Year Coaching Record

School	Year	Record (Pct.)	NEC (Pct.)	NEC Finish	Postseason
Robert Morris	2010-11	18-14 (.562)	12-6 (.667)	3rd	---
Robert Morris	2011-12	26-11 (.703)	13-5 (.722)	3rd	CIT (Quarterfinals)
Robert Morris	2012-13	24-11 (.686)	14-4 (.778)	1st	NIT (Second Round)
Robert Morris	2013-14	22-14 (.611)	14-2 (.875)	1st	NIT (Second Round)
Robert Morris	2014-15	20-15 (.571)	12-6 (.667)	T-2nd	NCAA (Second Round)
Robert Morris	2015-16	10-22 (.313)	8-10 (.444)	8th	---
Robert Morris	2016-17	14-19 (.424)	9-9 (.500)	T-5th	---
Robert Morris	2017-18	16-17 (.485)	9-9 (.500)	T-6th	---
Robert Morris	2018-19	4-5 (.444)	0-0 (.000)		
TOTALS		154-128 (.546)	91-51 (.641)		

Career Highlights: Named 2014 NEC Jim Phelan Coach of the Year ... Two NEC regular-season championships (2013, 2014) ... Led Colonials to automatic bid to 2015 NCAA Tournament ... Two National Invitation Tournament automatic bids (2013, 2014) ... Career Postseason Record: 5-4 (.556)



Statistical Trends Under Toole

Robert Morris is ...

At home	77-38
On the road	70-88
Neutral Site	7-2
Overtime	7-3
Day Games	47-44
Night Games	107-84
Home Northeast Conference	46-25
Away Northeast Conference	45-26
Games decided by 1 point	8-6
Games decided by 2-5 points	47-26
Games decided by 6-9 points	34-32
Games decided by 10 points or more	65-64
When outrebounding opponent	89-29
When outrebounded by opponent	59-94
When rebounds equal	6-5
When leading at the half	110-26
When trailing at the half	35-99
When tied at the half	9-3
When playing teams w/ winning record	42-69
When playing teams w/ losing record	102-44
When playing teams w/ .500 record	8-8
When outshooting opponent	86-85
When outshot by opponent	63-39
When tied in shooting w/ opponent	5-4
When team has 30+ rebounds	123-89
When team has 40+ rebounds	34-16
When team has 50+ rebounds	1-0
When team shoots below 40%	24-72
When team shoots 40% or above	130-56
When team shoots 50% or above	41-5
When RMU makes 5+ 3-pt. field goals	129-88
When RMU makes 10+ 3-pt. field goals	43-12
When an RMU player scores 20+	80-52
When an RMU player scores 30+	7-3
When an RMU player scores 40+	1-0
When an RMU player has 10+ rebounds	32-28
When an RMU player has 10+ assists	7-0
When an RMU player has 5+ steals	11-11
FROM THE FIELD	
When scoring 80+ points	36-5
When scoring 70-79 points	57-30
When scoring 60-69 points	51-46
When scoring below 60 points	10-47
When opponents score under 60 points	58-7
When opponents score 60-69 points	61-35
When opponents score 70-79 points	31-38
When opponents score 80+ points	4-48
STREAKS	
Coming off a win	89-67
Coming off a loss	60-53
Longest winning streak	8 (2/9/11 to 3/6/11)
Longest losing streak	6 (11/13/15 to 11/27/15)
Current Streak	L2
DAYS OF THE WEEK	
Monday	4-9
Tuesday	14-12
Wednesday	15-14
Thursday	47-30
Friday	6-12
Saturday	61-41
Sunday	7-10

Canisius Tidbits - The Golden Griffins swept the home-and-home series from the Colonials, but RMU still owns a **6-3 (.667)** edge in the all-time series ... RMU converted just **33.3** percent (**17-of-51**) of its attempts from the field, the **fourth** time in **six** road games Robert Morris has failed to shoot at least **35** percent ... On the flipside, the Colonials shot a season-high **54.2** percent (**26-for-48**) from the floor in an 81-72 win @ Stetson (11/19/18) ... RMU went **seven** minutes without a field goal late in the contest and yet it was still a one-possession contest during five minutes of that stretch ... Senior forward **Malik Petteway** recorded a team-high **eight** rebounds ... Senior guard **Matty McConnell** established a season high with **four** steals against the Golden Griffins ... McConnell moved into a tie for **eighth** place all-time at Robert Morris for career starts (**94**) with Keith Jones (1995-99) and Lucky Jones (2011-15).

Home Cooking - Robert Morris will look to get back in the win column and snap a two-game slide Saturday with some home cooking. The Colonials are **3-0** at the North Athletic Complex and during that stretch have held each of their opponents under **60** points, yielding an average of just **57.3** points per game. Opponents are shooting just **34.8** percent (**57-for-164**) at the NAC, including **25.8** percent (**17-for-66**) from beyond the arc. Offensively, senior guard **Josh Williams** is averaging **24.7** points per game at home and is shooting **55** percent (**22-for-40**) from deep, while senior forward **Malik Petteway** has produced averages of **17.0** points and **7.7** rebounds per contest.

2-for-3 - Thanks to a **3-for-8** performance from beyond the arc @ Canisius (12/5/18), senior guard **Josh Williams** became just the **third** student-athlete in program history to hit at least **two three-pointers** in **seven** consecutive games. He joins former guards Scott Shepherd (1988-91) and Karvel Anderson (2012-14) in turning the trick. Shepherd had streaks of seven and eight consecutive games, respectively, during the 1989-90 campaign, while Anderson holds the record of nine straight games during his first season in an RMU uniform in 2012-13. Williams ranks **fourth** in NCAA Division I with an average of **4.33** three-pointers made per game.

Dig In - **Yannis Mendy** seems to be getting comfortable in his role as a starting forward for the Colonials. The junior tied a career high with **nine** points @ Canisius (12/5/18) and enters Saturday's game against Siena averaging **8.7** points over his last **three** games while shooting **63.2** percent (**12-for-19**) from the field. In his first **six** games of the year, Mendy scored a total of 11 points on 40 percent (6-for-15) shooting.


Toe The Line - Senior guard **Josh Williams** and his younger brother, **Jon Williams**, have each gotten off to a solid start in their first season playing together at the college level in converting at the free-throw line. Josh Williams finished a perfect **8-for-8** at the chalk @ Canisius (12/5/18) and ranks **seventh** in the Northeast Conference in free-throw percentage (**.826**) entering Saturday's game against Siena. Jon Williams, meanwhile, opened the year by converting each of his first **11** attempts at the stripe and is **15-for-16 (93.8%)** on the season. Combined, the duo are **34-for-39 (87.2%)** at the free-throw line this season.

A Sense Of Calm - Head coach **Andrew Toole** appointed the same five student-athletes as starters in each of RMU's first **nine** games of the season, as **Matty McConnell**, **Jon Williams** and **Josh Williams** have been penciled in at guard, while **Charles Bain** and **Yannis Mendy** have started at forward. It's the longest stretch to start a season under Toole with the same starting lineup since **2011-12**, when the same starting five got the nod in RMU's first **10** contests of the season.

The Steel City - Robert Morris has consistently been at the top of the Northeast Conference leaderboard in steals throughout head coach **Andrew Toole's** tenure, as the Colonials have led the league in steals in each of the last **three** years as well as **six** times overall. Individually, RMU returned the top picket in the league from last year in senior guard **Matty McConnell**. So far in 2018-19, McConnell ranks **second** in the NEC in thefts with an average of **2.33** per contest thanks to **21** steals in **nine** games. As a team, Robert Morris is tied for **second** with LIU Brooklyn, posting an average of **8.00** pilfers per contest.

Grand Theft Auto - Senior guard **Matty McConnell** is just **four** steals shy of becoming the **eighth** player in school history to eclipse **200** career thefts. He would be the **fifth** student-athlete to accomplish the feat that has been coached by **Andrew Toole**, a list that also includes Tony Lee (2004-08), Jeremy Chappell (2005-09), Velton Jones (2008-13) and Kavan Stewart (2013-17).

Quick Hits (2018-19 Probable Starters) ...



#15 • F • Yannis Mendy • 6-8 • 240 • Junior • Metting, France

Shot 4-for-5 from the field and tied a career high with nine points @ Canisius (12/5/18) while grabbing three rebounds ... Scored eight points @ Drexel (12/1/18) ... Established a career high with nine points and added four rebounds in a 76-56 victory over Youngstown State (11/28/18) ... Finished with five points @ Purdue (11/23/18) ... In an 81-72 win @ Stetson (11/19/18) contributed four points, two rebounds and a steal ... In 16 minutes of a 68-59 win over Mississippi Valley State (11/17/18) finished with two rebounds ... In a 104-57 win over Mount Aloysius (11/14/18) finished with six points, five rebounds and four assists ... Played just six minutes @ Missouri State (11/9/18) and finished 1-for-2 at the free-throw line



#20 • F • Charles Bain • 6-8 • 200 • Sophomore • Freeport, Bahamas

Scored 12 points and grabbed two rebounds @ Canisius (12/5/18) ... Tallied 14 points, three rebounds and a steal @ Drexel (12/1/18) ... Finished with three points, a team-high seven caroms and three assists in a 76-56 win over Youngstown State (11/28/18) ... Recorded seven points and a team-high six rebounds @ Purdue (11/23/18) ... In 17 minutes of an 81-72 victory @ Stetson (11/19/18) did not score and grabbed three rebounds ... Contributed six points and seven rebounds in a 68-59 victory over Mississippi Valley State (11/17/18) ... Scored five points and grabbed three rebounds in a 104-57 victory over Mount Aloysius (11/14/18) ... Led the Colonials with a career-high 25 points and added five rebounds and two blocks @ Missouri State (11/9/18)




#1 • G • Jon Williams • 6-1 • 175 • Sophomore • Akron, Ohio

Compiled three points, three assists and a steal @ Canisius (12/5/18) ... Tied a career high with eight assists (against just one turnover) and registered four points and two steals @ Drexel (12/1/18) ... In a 76-56 triumph over Youngstown State (11/28/18) contributed a season-high 12 points, four rebounds, four assists and four steals ... Dished out three assists and grabbed two rebounds @ Purdue (11/23/18) ... Scored nine points in an 81-72 triumph @ Stetson (11/19/18) ... Finished with five points and seven assists in a 68-59 triumph over Mississippi Valley State (11/17/18) ... Tallied six points and five assists in a 104-57 triumph over Mount Aloysius (11/14/18) ... Contributed 11 points, five rebounds and four assists @ Missouri State (11/9/18)



#0 • G • Josh Williams • 6-2 • 195 • Senior • Akron, Ohio

Paced the Colonials with a game-high 17 points and added five rebounds @ Canisius (12/5/18) ... Scored a team-high 15 points @ Drexel (12/1/18) and added five rebounds, two assists and a steal ... Contributed 12 points in a 76-56 victory over Youngstown State (11/28/18) ... Scored eight points, grabbed four rebounds and recorded two steals @ Purdue (11/23/18) ... Paced the Colonials with 18 points and added two assists in an 81-72 win @ Stetson (11/19/18) ... Tallied 13 points, tied a career high with six rebounds and added a steal in a 68-59 win over Mississippi Valley State (11/17/18) ... Established an RMU single-game record for points (49) in a 104-57 win over Mount Aloysius (11/14/18)



#23 • G • Matty McConnell • 6-2 • 195 • Senior • Oakdale, Pa.

RMU's active leader in games played (103), starts (94), points (857), assists (243) and steals (196) ... tallied five points, three rebounds, three assists and four steals @ Canisius (12/5/18) ... Finished with 14 points, four rebounds and four assists @ Drexel (12/1/18) ... Recorded 12 points, five rebounds, four assists and two steals in a 76-56 win over Youngstown State (11/28/18) ... Compiled seven points, two rebounds and two assists @ Purdue (11/23/18) ... Scored 12 points and compiled four rebounds, four assists and three steals in an 81-72 victory @ Stetson (11/19/18) ... Scored five points, dished out three assists and notched three steals in a 68-59 victory over Mississippi Valley State (11/17/18)

Quick Hits (Off the Bench) ...

#10 - F - Koby Thomas • 6-6 • 190 • Sophomore • Philadelphia, Pa. ... Recorded eight points and five boards @ Canisius (12/5/18) ... Finished with eight points @ Drexel (12/1/18) ... Scored 10 points in a 76-56 win over Youngstown State (11/28/18) ... In an 81-72 triumph @ Stetson (11/19/18) finished with 16 points, seven rebounds and three assists ... Recorded 10 points, six rebounds and two blocks in a 68-59 triumph over Mississippi Valley State (11/17/18) ... Notched his fourth career double-double in 2018-19 season opener @ USC (11/6/18) with 16 points and 10 rebounds ... **#5 - F - Malik Petteway • 6-8 • 240 • Senior • Waterbury, Conn.** ... Has scored just seven points over the last two games ... Paced the Colonials with 16 points in a 76-56 victory over Youngstown State (11/28/18) and added six rebounds ... Scored 17 points, grabbed three rebounds and notched two steals in an 81-72 win @ Stetson (11/19/18) ... Paced Robert Morris with his fourth career double-double in a 68-59 victory over Mississippi Valley State (11/17/18) with a career-high 26 points and 11 boards ... **#22 - G - Cameron Wilbon • 6-5 • 200 • Freshman • Merrillville, Ind.** ... Posted four points, two rebounds and a block @ Purdue (11/23/18) ... In 15 minutes of an 81-72 victory @ Stetson (11/19/18) scored four points and grabbed four rebounds, including two offensive boards ... In eight minutes scored two points @ Missouri State (11/9/18) ... Scored eight points and grabbed two rebounds in collegiate debut @ USC (11/6/18) ... **#3 - G - Dante Treacy • 6-0 • 170 • Freshman • Orlando, Fla.** ... Scored four points @ Drexel (12/1/18) ... Dished out three assists in a 76-56 triumph over Youngstown State (11/28/18) ... Notched two assists and two rebounds @ Purdue (11/23/18) ... **#12 - G - Sayveon McEwen • 6-0 • 185 • Junior • Paducah, Ky.** ... Knocked down a pair of free throws in a 76-56 win over Youngstown State (11/28/18) ... Scored three points @ Purdue (11/23/18) ... Registered seven points, two assists and two steals in a 104-57 triumph over Mount Aloysius (11/14/18) ... **#24 - F - Chris Coalmon • 6-6 • 185 • Sophomore • North Babylon, N.Y.** ... Scored three points in a 104-57 victory over Mount Aloysius (11/14/18) ... In six minutes scored two points @ Missouri State (11/9/18) ... **#2 - F - David Cole • 6-7 • 240 • Redshirt Sophomore • Corona, N.Y.** ... Scored three points in five minutes in a 104-57 win over Mount Aloysius (11/14/18)

Northeast Conference Standings

(2018-19 • as of Dec. 5, 2018)

School	NEC	Pct.	Overall	Pct.	Streak	Home	Away	Neutral
1. St. Francis Brooklyn	0-0	.000	5-3	.625	W3	2-0	3-2	0-1
2. LIU Brooklyn	0-0	.000	4-4	.500	L1	2-1	1-2	1-1
3. Central Connecticut	0-0	.000	4-5	.444	L2	2-0	1-4	1-1
Robert Morris	0-0	.000	4-5	.444	L2	3-0	1-5	0-0
Sacred Heart	0-0	.000	4-5	.444	W1	2-0	1-4	1-1
6. Fairleigh Dickinson	0-0	.000	3-4	.429	L3	2-1	1-3	0-0
Wagner	0-0	.000	3-4	.429	W1	1-2	2-2	0-0
8. Saint Francis U	0-0	.000	3-5	.375	L1	3-0	0-5	0-0
9. Bryant	0-0	.000	2-5	.286	W1	2-1	0-4	0-0
10. Mount St. Mary's	0-0	.000	0-8	.000	L8	0-1	0-7	0-0

* clinched NEC Tournament berth

Northeast Conference 2018 Preseason Coaches Poll

Team (First-Place Votes)

1. Saint Francis U (8)
2. Fairleigh Dickinson (1)
3. LIU Brooklyn (1)
4. Wagner
5. **Robert Morris**
6. Central Connecticut
7. St. Francis Brooklyn
8. Bryant
9. Sacred Heart
10. Mount St. Mary's

Notes: The selection of fifth for Robert Morris marks the second consecutive year the Colonials have failed to be picked in the top three of the conference ... Robert Morris was tabbed second in 2006, 2007, 2010, 2011, 2012 and 2013 and third in 2008, 2009 and 2014 ... The poll was released Oct. 24, 2018, as part of the seventh annual NEC Social Media Day, held at the Barclays Center in Brooklyn, N.Y. ... Conducted annually, NEC coaches have only managed to correctly forecast the eventual league champion two times in the last 17 years ... Over the last 31 years, NEC coaches have proven inaccurate on 26 occasions or 85 percent of the time.

2018 Preseason All-NEC Team

Name	School
Keith Braxton	Saint Francis U
Raiquan Clark	LIU Brooklyn
Mike Holloway, Jr.	Fairleigh Dickinson
Jamaal King	Saint Francis U
Tyler Kohl	Central Connecticut

Head-to-Head in 2018-19

HOME	Result	+/-
Fairleigh Dickinson		
Mount St. Mary's		
Sacred Heart		
Wagner		
Saint Francis U		
Bryant		
Central Connecticut		
LIU Brooklyn		
St. Francis Brooklyn		
ROAD	Result	+/-
St. Francis Brooklyn		
LIU Brooklyn		
Bryant		
Central Connecticut		
Fairleigh Dickinson		
Mount St. Mary's		
Saint Francis U		
Sacred Heart		
Wagner		

Team-by-Team vs. the Northeast Conference

Opponent	All-Time	Streak	Home	Road	Under Toole
Bryant	14-4	W2	7-3	7-1	12-4
Central Connecticut	24-17	L1	11-10	13-6	8-6
Fairleigh Dickinson	45-32	L1	24-12	20-18	14-2
LIU Brooklyn	46-31	W4	30-8	16-22	11-6
Mount St. Mary's	33-34	W1	20-15	12-17	9-9
Sacred Heart	24-10	W5	14-3	10-7	12-3
Saint Francis U	49-35	L6	25-17	22-18	10-7
St. Francis Brooklyn	46-30	L1	29-10	17-20	9-7
Wagner	42-32	L3	28-9	13-23	9-10

Notes: The longest winning streak for RMU against a league opponent in school history is against Fairleigh Dickinson at 17 games, from Jan. 10, 2008 to Feb. 13, 2016 ... The longest losing streak for RMU against a league opponent in school history is 13 against Mount St. Mary's from Jan. 29, 1994 to Jan. 17, 2000.

NEC Weekly Honors

(2018-19)

For the latest information on
Northeast Conference basketball, please visit ...

www.northeastconference.org

NEC Player of the Week

Nov. 12 - Tyler Kohl, Central Connecticut
 Nov. 19 (co-) - Tyler Kohl, Central Connecticut
Josh Williams, Robert Morris
 Nov. 26 - Darnell Edge, Fairleigh Dickinson
 Dec. 3 - Keith Braxton, Saint Francis U
 Dec. 10 -
 Dec. 17 -
 Dec. 24 -
 Dec. 31 -
 Jan. 7 -
 Jan. 14 -
 Jan. 21 -
 Jan. 28 -
 Feb. 4 -
 Feb. 11 -
 Feb. 18 -
 Feb. 25 -
 March 4 -

NEC Rookie of the Week

Nov. 12 - Koreem Ozier, Sacred Heart
 Nov. 19 - Ian Krishnan, Central Connecticut
 Nov. 26 - Nana Opoku, Mount St. Mary's
 Dec. 3 - Cameron Parker, Sacred Heart
 Dec. 10 -
 Dec. 17 -
 Dec. 24 -
 Dec. 31 -
 Jan. 7 -
 Jan. 14 -
 Jan. 21 -
 Jan. 28 -
 Feb. 4 -
 Feb. 11 -
 Feb. 18 -
 Feb. 25 -
 March 4 -

Most NEC Weekly Honors - Robert Morris

No.	Type	Year
9	3 Player, 6 Rookie	2014-15
	4 Player, 5 Rookie	2017-18
8	3 Player, 5 Rookie	2005-06
6	6 Rookie	2009-10
5	2 Player, 3 Rookie	1981-82
4	3 Player, 1 Rookie	1988-89
	1 Player, 3 Rookie	1990-91
	4 Player	2006-07
	4 Player	2007-08
	2 Player, 2 Rookie	2011-12
	2 Player, 2 Rookie	2013-14

NCAA Tournament: 1982, 1983, 1989, 1990, 1992, 2009, 2010, 2015 • NIT: 2008, 2013, 2014 • CIT: 2012

Northeast Conference Rankings

(All Games • as of Dec. 5, 2018)

TEAM (2018-19)

Scoring Offense	7th (69.8)
Scoring Defense	2nd (70.6)
Scoring Margin	4th (- 0.8)
Free Throw Pct.	2nd (.729)
Field Goal Pct.	6th (.408)
Field Goal Pct. Defense	2nd (.435)
3-Pt. Field Goal Pct.	5th (.351)
3-Pt. Field Goal Pct. Defense	3rd (.328)
3-Pt. Field Goals Made	3rd (8.89)
Rebounding Offense	10th (31.7)
Rebounding Defense	6th (37.4)
Rebounding Margin	9th (- 5.8)
Blocked Shots	9th (2.44)
Assists	2nd (14.67)
Steals	T-2nd (8.00)
Turnover Margin	1st (+ 2.89)
Assist / Turnover Ratio	2nd (1.08)
Offensive Rebounds	10th (9.67)
Defensive Rebounds	10th (22.00)

INDIVIDUAL (2018-19)

Josh Williams

Three-Point Field Goals Made	1st (4.33)
Three-Point Field Goal Pct.	5th (.470)
Scoring	4th (16.9)
Free-Throw Pct.	7th (.826)
20+ Point Scoring Games	T-8th (2)
Minutes	9th (31.67)

Malik Petteway

Field Goal Pct.	3rd (.556)
Blocked Shots	10th (0.89)
Double-Doubles	T-14th (1)
Scoring	23rd (10.7)

Matty McConnell

Assist-to-Turnover Ratio	2nd (2.60)
Steals	2nd (2.33)
Assists	T-3rd (4.33)
Minutes	16th (30.78)

Jon Williams

Assists	T-3rd (4.50)
Assist-to-Turnover Ratio	4th (1.70)
Steals	11th (1.33)
Minutes	17th (30.44)

Koby Thomas

Defensive Rebounds	11th (4.22)
Double-Doubles	T-14th (1)
Rebounding	17th (5.4)

Charles Bain

Free-Throw Pct.	T-11th (.800)
----------------------	---------------

NEC Scoring Champions

A total of **three** Colonials have won an NEC scoring title in the league's 38-year history. A look at each of the three ...

Name (Class)	Year	PPG
Myron Walker (So.)	1991-92	19.8
Gene Nabors (Sr.)	1999-00	19.1
Karvel Anderson (Sr.)	2013-14	19.7

Career Double Figure Scoring Games

Name (Years)	Fr.	So.	Jr.	Sr.	Total
Chappell, Jeremy (2005-09)	23	21	25	31	100
Harris, Chipper (1980-84)	19	24	25	28	96
Walker, Myron (1990-94)	17	30	20	25	92
Jones, Lucky (2011-15)	13	23	26	26	88
Lee, Tony (2004-08)	11	23	22	28	84
McCrommon, Chaz (2000-05)	8	23	25	27	83
Jackson, A.J. (2003-08)	1	25	23	31	80
Jones, Velton (2008-13)	12	20	32	15	79
Carter, Maurice (2001-05)	13	26	25	14	78
Grant, Forest (1980-84)	15	17	20	22	74
Thomas, Aaron (2000-04)	12	14	17	24	67
Jones, Keith (1995-99)	11	18	18	17	64
Boyd, Andre (1987-91)	4	12	20	24	60
Luton, Vaughn (1986-89)	--	14	20	25	59
Nabors, Gene (1995-2000)	6	2	22	26	56
Cannon, Ricky (1987-92)	0	11	23	21	55
Johnson, Russell (2008-13)	9	18	12	16	55
Anderson, Karvel (2012-14)	--	--	22	33	55
Pryor, Rodney (2014-16)	--	--	26	28	54
Coleman, Derek (2003-07)	3	11	17	21	52
Jackson, Gabe (1992-95)	--	11	14	25	50
Falletta, Joe (1988-92)	13	11	9	13	46
Stewart, Kavon (2013-17)	3	9	15	19	46
Smith, Javier (1994-98)	2	12	17	11	42
Fluellen, Wesley (1998-2002)	4	6	21	10	41
Williams, Coron (2009-13)	9	20	12	--	41
Burke, Dachon (2016-18)	11	30	--	--	41
Abraham, Karon (2009-11)	24	16	--	--	40
Timmerman, Wade (1988-92)	2	6	9	22	39
Langhurst, Jimmy (2006-10)	1	17	16	5	39
Still, Isaiah (2015-19)	14	25	--	--	39
McFadden, Mike (2009-14)	6	10	15	7	38
McConnell, Matty (2015-)	5	11	18	4	38
Donnelly, Bubba (1991-95)	10	9	12	6	37
Dickens, Anthony (1985-90)	3	5	6	22	36
Steals, Tyrone (1987-91)	8	15	9	3	35
Brunson, Mike (1984-88)	8	14	6	6	34
Shepherd, Scott (1988-91)	--	19	8	7	34
Anderson, Mark (2003-05)	--	--	12	22	34
Robinson, Rob (2008-10)	--	--	15	15	30

Career 20-Point Scoring Games

Name (Years)	Fr.	So.	Jr.	Sr.	Total
Walker, Myron (1990-94)	8	15	9	15	47
Carter, Maurice (2001-05)	1	15	8	5	29
Chappell, Jeremy (2005-09)	5	4	8	10	27
Nabors, Gene (1995-2000)	0	0	10	15	25
Jackson, A.J. (2003-08)	0	7	12	5	24
Anderson, Karvel (2012-14)	--	--	5	19	24
Harris, Chipper (1980-84)	1	4	7	11	23
McCrommon, Chaz (2000-05)	0	4	10	9	23
Rodney Pryor (2014-16)	--	--	10	13	23
Luton, Vaughn (1986-89)	0	2	4	13	19
Jones, Velton (2008-13)	1	4	8	4	17
Jackson, Gabe (1991-95)	0	1	0	13	14
Jones, Keith (1995-99)	0	2	2	10	14
Winbush, Ron (1985-87)	--	--	9	4	13
Jones, Lucky (2011-15)	0	2	5	6	13
Boyd, Andre (1987-91)	0	0	4	8	12
Fluellen, Wesley (1997-2001)	0	0	11	1	12
Lee, Tony (2004-08)	0	2	8	2	12

Note: Players **bold** still active

Quick Facts

THE UNIVERSITY

Location: Moon Township, Pa.

Founded: 1921 | **Enrollment:** 5,076

President: Dr. Christopher B. Howard

Affiliation: NCAA Division I

Conference: Northeast (NEC)

Home Court (capacity): UPMC Events Center (4,000)

Under Construction: To Open Spring 2019

School Colors: Blue (282) and White with Red (187)

Nickname: Colonials

University Website: www.rmu.edu

Athletics Website: www.rmucolonials.com

INTERCOLLEGIATE ATHLETICS

Director of Athletics: Craig Coleman, M.D.

Senior Associate Athletic Director: Marty Galosi

Associate Athletic Director / SWA: Addie Muti

Associate Athletic Director: Sean Simmons

Associate Athletic Director: Don Smith

Associate Athletic Director: Ryan Fleischer

Faculty Representative: Scott Bravold, Ed.D.

Division I Programs: 16 (Six men, 10 women)

Athletics Phone: (412) 397-4913

THE PROGRAM

Head Coach: Andrew Toole (Penn, 2003)

Toole's Record at RMU: 154-128 (.546 - ninth season)

Toole's Career Record: 154-128 (.546 - ninth season)

Letterwinners Returning / Lost: 9/4

Starters Returning / Lost: 4/1

PROGRAM HISTORY

First Season of Men's Basketball: 1976-77 (43rd season)

All-Time Record: 615-643 (.489)

All-Time NEC Record (1981 -):: 362-278 (.565)

All-Time Home Record: 365-183 (.666)

- John Jay (1976-85): 76-28 (.731)

- Sewall Center (1985-2017): 278-149 (.651)

- PPG Paints Arena (2016-18): 6-4 (.600)

- A.J. Palumbo Center (2017-18): 2-2 (.500)

- North Athletic Complex (2018-): 3-0 (1.000)

All-Time Road Record: 227-424 (.349)

All-Time Neutral Record: 23-36 (.390)

All-Time Overtime Record: 29-26 (.527)

NEC Regular-Season Division Championships: 2
1982, 1983

NEC Regular-Season Championships: 9

1984, 1989, 1990, 1992, 2008,

2009, 2010, 2013, 2014

NEC Tournament Championships: 8

1982, 1983, 1989, 1990,

1992, 2009, 2010, 2015

NCAA Tournament Appearances: 8

1982, 1983, 1989, 1990,

1992, 2009, 2010, 2015

NIT Appearances: 3 (2008, 2013, 2014)

CIT Appearances: 1 (2012)

MEDIA RELATIONS

Assistant Athletic Director (MBB Contact): Jim Duzyk

Office: (412) 397-4919 | **Cell:** (412) 498-8359

E-mail: duzyk@rmu.edu | **Twitter:** @jim_duzyk

The Leader - RMU head coach **Andrew Toole** picked up career victory **No. 150** thanks to a 60-56 win @ Mount St. Mary's (2/28/18) in the quarterfinals of the 2018 Northeast Conference Tournament. Toole is in his **ninth** season at the helm leading the Colonials in 2018-19 and has posted an overall record of **154-128 (.546)**, including a mark of **91-51 (.641)** against league foes. Toole is just **four** victories shy of becoming the all-time leader for coaching wins at Robert Morris. Former head coach Jarrett Durham posted an overall record of 157-183 (.462) from 1984 to 1996.

Close and Late - A common theme in the nine years that head coach **Andrew Toole** has been at the helm at Robert Morris has been playing close games late. During Toole's tenure, the Colonials have posted a record of **55-32 (.632)** in games decided by five points or less, including a mark of **8-6 (.571)** in games decided by just a single point.

Defense Wins Championships - The numbers bear out that following in the footsteps of defending is victories. Despite a 68-62 setback @ Canisius (12/5/18), Robert Morris has compiled a record of **170-49 (.776)** when holding their opponent to under **70** points since the beginning of the 2007-08 season. Under ninth-year head coach **Andrew Toole**, RMU owns a mark of **117-41 (.741)** when turning the trick. Overall the last 12 years, Robert Morris has held its opponent to under 70 points **56.7** percent (**219-of-386**) of the time.

Historical Home Debut

Robert Morris has played a total of **1,603** games across the junior college and NCAA Division I levels since joining the college basketball ranks in 1963. In just **three** of those contests has a member of the Colonials eclipsed the **40**-point plateau. Senior guard **Josh Williams** became the latest in a 104-57 win over Mount Aloysius (11/14/18) in RMU's 2018-19 home opener. Williams, who was playing his first home for RMU against Mount Aloysius in the program's first home game at the North Athletic Complex, broke the single-game record of 42 points, which came in a 99-85 setback @ Eastern Michigan (11/26/02) by former guard Maurice Carter (2001-05). It had been **519** games since Carter's feat against the Eagles and the performance by Williams. The record for most points by a Robert Morris student-athlete, however, had stood for over **53** years until Williams shattered the mark in the win over the Mounties.

Name	Points	Date	Opponent	Result
Josh Williams	49	11/14/18	Mount Aloysius	W, 104-57
Don Mackey *	43	1/30/65	Walsh	W, 125-111
Maurice Carter	42	11/26/02	Eastern Michigan	L, 85-99

* junior college

Half & Half - The performance for **Josh Williams** in the win over the Mounties helped him become the first student-athlete ever in school history to score **20** points in each **half** of a game. In the first **20** minutes, Williams scored **23** points, going **8-for-13** from the floor, including **7-for-12** from deep. In the second stanza, Williams scored **26** points, **tying** the mark for most points in a half by an RMU student-athlete. Former Colonials A.J. Jackson (2003-08) and Karvel Anderson (2012-14) also scored **26** points in the second half of victories @ Marshall (11/17/06) and vs. LIU Brooklyn (2/20/14), respectively.

Consider This ... Thanks to the performance by senior guard **Josh Williams** in a 104-57 win over Mount Aloysius (11/14/18), the Colonials established a new team single-game record for three-pointers with **22**. The old record of 16 in a game had been accomplished five times previously, with the most recent performance in an 89-78 win @ St. John's (3/18/14) in the first round of the 2014 NIT. Since head coach **Andrew Toole** joined the staff in 2007 as an assistant coach with the Colonials, RMU has accomplished five of its top six performances in school history in regard to three-point field goals.

Dropping 100 - For the first time in nine seasons under head coach **Andrew Toole**, Robert Morris eclipsed the **100**-point plateau in a 104-57 win over Mount Aloysius (11/14/18). It marked RMU's first **100**-point performance since a 107-76 win over Alcorn State (11/21/09) in Albany, N.Y., as part of the 2K Sports Classic. It also marked the **16th** time in RMU's NCAA Division I history the Colonials have scored at least **100** points. In those games Robert Morris owns a record of **14-2 (.875)**.

NCAA Tournament: 1982, 1983, 1989, 1990, 1992, 2009, 2010, 2015 • NIT: 2008, 2013, 2014 • CIT: 2012

By the Numbers

.588 - Winning percentage for Robert Morris overall since the start of the 2007-08 campaign

.699 - Winning percentage for RMU against Northeast Conference opponents since the start of the 2007-08 season

.754 - Winning percentage for the Colonials in eight seasons under head coach Andrew Toole when outrebounding its opponents thanks to a record of 89-29

1.90 - Career per game average of steals by guard **Matty McConnell**, courtesy of 196 thefts in 103 career games

5 - Number of times the Colonials have finished first or second in the NEC in scoring defense under head coach **Andrew Toole**

6 - Number of true freshman that have started their first NCAA Division I game under eighth-year head coach **Andrew Toole**

6 ... of the top 10 marks in school history in scoring defense have come in the last 10 years, including the school record of 63.5 points per game allowed in 2011-12

7 - Postseason appearances by RMU in the last 11 years, including three appearances each in the NCAA Tournament (2009, 2010, 2015) and NIT (2008, 2013, 2014) and a bid to the 2012 CollegeInsider.com Postseason Tournament

8 - Number of Northeast Conference Tournament titles for Robert Morris, the most in league history

8.5 - Average number of starting lineups employed per year by head coach **Andrew Toole**

17 - Members in the Robert Morris 500-Rebound Club

20.3 - Average number of victories for Robert Morris over the last 11 seasons. During that span **Andrew Toole** was an assistant coach for three years and the head coach for eight.

24 - Members in the Robert Morris 1,000-Point Club, with student-athletes hailing from nine different states.

56.7 - Percent of the time Robert Morris has held an opponent under 70 points since the beginning of the 2007-08 season, with the Colonials posting a record of **170-49 (.780)** in that span

62 - Percent of scoring RMU returns in 2018-19

137 - Victories for Robert Morris in the Northeast Conference since the beginning of the 2007-08 campaign

857 - Points scored by senior guard **Matty McConnell**, RMU's active leading scorer

Close Out

At the heart the Robert Morris program since the beginning of the 2007-08 campaign has been one aspect: **Defense**. Over the last 12 years, the Colonials have held **12** opponents to **45** points or less. The latest team RMU held under the mark was Central Connecticut (1/21/16) in a 59-45 win at Detrick Gymnasium. Since the beginning of the 2007-08 season, Robert Morris has posted 12 of its top 15 best defensive performances against Division I opponents in regard to points allowed. A closer look ...

<u>Pts</u>	<u>Date</u>	<u>Opponent</u>	<u>Final Score</u>
30	11/13/10	vs. Saint Peter's	W, 55-30
34	1/17/87	vs. St. Francis Brooklyn	W, 58-34
37	12/10/88	vs. Brooklyn	W, 65-37
38	2/3/11	vs. Bryant	W, 91-38
39	2/18/10	vs. Sacred Heart	W, 64-39
40	1/24/09	@ Fairleigh Dickinson	W, 74-40
40	2/16/12	vs. Bryant	W, 69-40
42	2/13/10	@ Bryant	W, 52-42
43	1/31/83	@ Baltimore	W, 54-43
43	3/6/04	vs. Saint Francis U #	W, 58-43
44	1/3/08	vs. Monmouth	W, 59-44
44	2/7/09	@ Central Connecticut	W, 64-44
44	1/25/11	vs. La Salle +	W, 51-44
45	1/18/86	@ St. Francis Brooklyn	W, 66-45
45	1/18/92	@ Saint Francis U	W, 70-45
45	2/7/08	vs. Fairleigh Dickinson	W, 95-45
45	1/3/15	vs. Mount St. Mary's	W, 70-45
45	1/21/16	@ Central Connecticut	W, 59-45

NEC Tournament; + Philly Hoop Group Classic (Philadelphia, Pa.)
Bold: Have come since the beginning of the 2007-08 campaign

Economical Margins

The defensive pressure that Robert Morris has employed over the last 12 seasons has allowed the program to post each of its top four totals for largest margin of victory against a Northeast Conference opponent in school history. The Colonials earned a 91-38 victory over Bryant (2/3/11) at the Charles L. Sewall Center to not only establish a new school record in an NEC game but also tie the league mark. The record was originally set when Wagner defeated Sacred Heart, 116-63, on February 22, 2000. In fact, only four games in league annals have been decided by 50 or more points, and RMU owns two of them. Robert Morris posted a 95-45 victory over Fairleigh Dickinson (2/7/08) at the Sewall Center, while LIU Brooklyn defeated Wagner, 127-77, Feb. 11, 1998. A look at the largest margins of victory for Robert Morris against NEC foes since the league was created in 1981 ...

<u>Pts</u>	<u>Date</u>	<u>Opponent</u>	<u>Score</u>
53	2/3/11	vs. Bryant	91-38
50	2/7/08	vs. Fairleigh Dickinson	95-45
48	1/17/09	vs. Wagner	104-56
43	2/23/13	vs. Fairleigh Dickinson	89-46
36	2/12/00	vs. Sacred Heart	86-50
35	1/18/92	@ Saint Francis U	70-45
34	1/24/09	@ Fairleigh Dickinson	74-40
34	1/10/13	@ Fairleigh Dickinson	88-54
33	2/4/83	vs. Long Island	95-62
33	2/27/88	vs. St. Francis Brooklyn	91-58
32	2/15/92	vs. Saint Francis U	93-61
32	2/26/15	vs. Wagner	91-59
31	1/5/12	@ Bryant	84-53
30	2/6/90	vs. LIU Brooklyn	110-80

Bold: Have come since the beginning of the 2007-08 campaign

RMU vs. Siena

Series Record	Siena leads, 3-2
At Home	2-0
On The Road	0-3
First Meeting	Siena, 59-43 (1/21/82)
Last Meeting	Siena, 76-74 (12/2/17)
Last RMU Win	Robert Morris, 71-53 (1/26/84)
Current Streak	L2
Toole vs. Siena	0-1

The All-Time Series

Date	Venue	Result	+/-
1/21/82	Away	L, 43-59	- 16
3/5/83	Home	W, 86-72	+ 14
1/26/84	Home	W, 71-53	+ 18
3/1/84	Away	L, 59-66	- 7
12/1/17	Away	L, 74-76	- 2

Statistical Comparison

Category	Siena	RMU
Record	3-6	4-5
Streak	L1	L2
Last 5 Games	1-4	2-3
Points Per Game	70.8	64.8
Points Allowed Per Game	70.9	73.0
Scoring Margin	- 0.1	- 8.2
Field Goal Percentage	.417	.439
Three-Point FG Percentage	.356	.320
Free-Throw Percentage	.734	.589
Opponent FG Percentage	.430	.505
Opponent Three-Point FG Percentage	.331	.418
Opponent Free-Throw Percentage	.788	.732
Rebound Average	31.8	29.0
Rebound Margin	- 5.7	- 3.2

Series Notes

- Saturday's game between RMU and Siena concludes a home-and-home series and is the **sixth** meeting between the two programs, with the Saints holding a **3-2 (.600)** edge in the all-time series.

- Siena posted a 76-74 victory over RMU in last year's meeting at the Times Union Center (12/1/17) in Albany, N.Y. The Saints opened up a 48-32 lead in the second half, but a 12-0 run helped the Colonials close to within 48-44. Siena stemmed the tide, as Nico Clareth hit three-pointers on consecutive possessions to get the lead back to double digits, 54-44.

- Robert Morris was led by guard Dachon Burke (2015-17), who finished with 26 points and seven rebounds. Guard **Jon Williams** scored a career-high 15 points and also dished out five assists.

- Off the bench in last year's meeting against Siena, forward **Malik Petteway** recorded his third career double-double with 11 points and a game-high 12 rebounds.

- The **home** team has won each of the previous **five** meetings between the Colonials and Saints. The last time Robert Morris hosted Siena was at John Jay Gymnasium Jan. 26, 1984, a 71-53 victory for the Colonials. The win marked the **26th** consecutive home victory for RMU, with Tom Underman leading the way with 17 points.

Just The Digits

Games leading RMU in scoring (w/ties)...

Player	15-16	16-17	17-18	18-19	Career
Matty McConnell	1	3	5	0	9
Josh Williams	--	--	--	5	5
Koby Thomas	--	--	5	0	5
Malik Petteway	--	--	1	3	4
Charles Bain	--	--	1	1	2
Chris Coalmon	--	--	--	0	0
David Cole	--	--	--	0	0
Sayveon McEwen	--	--	--	0	0
Yannis Mendy	--	--	--	0	0
Seth Rouse	--	--	--	0	0
Dante Treacy	--	--	--	0	0
Cameron Wilbon	--	--	--	0	0
Jon Williams	--	--	--	0	0

Games leading RMU in rebounding (w/ties)...

Player	15-16	16-17	17-18	18-19	Career
Koby Thomas	--	--	16	3	19
Malik Petteway	--	--	7	3	10
Matty McConnell	0	5	3	1	9
Charles Bain	--	--	2	2	4
Josh Williams	--	--	--	1	1

Games leading RMU in assists (w/ties)...

Player	15-16	16-17	17-18	18-19	Career
Matty McConnell	4	5	7	6	22
Jon Williams	--	--	16	5	21
Koby Thomas	--	--	1	0	1

Games leading RMU in steals (w/ties)...

Player	15-16	16-17	17-18	18-19	Career
Matty McConnell	16	15	12	6	49
Jon Williams	--	--	2	2	4
Koby Thomas	--	--	4	0	4
Josh Williams	--	--	--	2	2
Charles Bain	--	--	2	0	2
Malik Petteway	--	--	0	1	1

Dunks (15 in 2017-18) ...

Player	15-16	16-17	17-18	18-19	Career
Koby Thomas	--	--	35	9	44
Malik Petteway	--	--	4	3	7
Charles Bain	--	--	1	2	3
Matty McConnell	--	--	2	1	3
Chris Coalmon	--	--	1	0	1

Charges Taken (11 in 2017-18) ...

Player	15-16	16-17	17-18	18-19	Career
Jon Williams	--	--	4	2	6
David Cole	--	0	6	0	6
Malik Petteway	--	--	4	1	5
Josh Williams	--	--	--	4	4
Matty McConnell	0	2	1	0	3
Yannis Mendy	--	--	--	2	2
Dante Treacy	--	--	--	2	2
Charles Bain	--	--	1	0	1

Consecutive Games ...

Player	15-16	16-17	17-18	18-19	Career
Koby Thomas	--	--	33	9	42
Jon Williams	--	--	33	9	42
Charles Bain	--	--	33	9	42

Consecutive Starts ...

Player	15-16	16-17	17-18	18-19	Starts
Jon Williams	--	--	33	9	42

Miscellaneous Statistics

Double-Figure Scoring Games (24 in 2018-19) ...

Player	15-16	16-17	17-18	18-19	Career
Matty McConnell	5	11	18	4	38
Josh Williams	7	10	--	7	24
Koby Thomas	--	--	18	4	22
Jon Williams	--	--	8	2	10
Charles Bain	--	--	5	3	8
Malik Petteway	--	--	3	4	7

40-Point Scoring Games (1 in 2018-19) ...

Player	15-16	16-17	17-18	18-19	Career
Josh Williams	0	0	--	1	1

Last vs. Mount Aloysius (11/14/18) by Josh Williams (49 points)

30-Point Scoring Games (1 in 2018-19) ...

Player	15-16	16-17	17-18	18-19	Career
Josh Williams	0	0	--	1	1

Last vs. Mount Aloysius (11/14/18) by Josh Williams (49 points)

20-Point Scoring Games (4 in 2018-19) ...

Player	15-16	16-17	17-18	18-19	Career
Koby Thomas	--	--	6	0	6
Josh Williams	3	0	--	2	7
Matty McConnell	0	1	2	0	3
Charles Bain	--	--	0	1	1
Malik Petteway	--	--	0	1	1

Last vs. Mississippi Valley State (11/17/18) by Petteway (26 points)

Double-Figure Rebounding Games (4 in 2018-19) ...

Player	15-16	16-17	17-18	18-19	Career
Koby Thomas	--	--	5	2	7
Malik Petteway	--	--	4	1	5
Matty McConnell	0	2	0	1	3

Last vs. MVSU (11/17/18) by Malik Petteway (11 rebounds)

Double-Doubles (2 in 2018-19) ...

Player	15-16	16-17	17-18	18-19	Career
Koby Thomas	--	--	3	1	4
Malik Petteway	--	--	3	1	4
Matty McConnell	0	2	1	0	3

Last vs. MVSU (11/17/18) by Malik Petteway (26 points, 11 boards)

Triple-Doubles (0 in 2018-19) ...

None
Last @ CCSU (2/14/08) by Tony Lee (12 pts, 10 reb, 10 assists)

10 + Assist Games (0 in 2018-19) ...

Player	15-16	16-17	17-18	18-19	Career
Matty McConnell	--	--	1	0	1

Last vs. Drexel (12/10/17) by Matty McConnell (11 assists)

5+ Steal Games (0 in 2018-19) ...

Player	15-16	16-17	17-18	18-19	Career
Matty McConnell	3	1	3	0	7

Last @ Wagner (3/3/18) by Matty McConnell (five steals)

5+ Three-Pointers in a Game (2 in 2018-19)...

Player	15-16	16-17	17-18	18-19	Career
Josh Williams	3	1	--	2	5
Jon Williams	--	--	1	0	1
Matty McConnell	0	1	0	0	1

Last @ Stetson (11/19/18) by Josh Williams (5-for-9)

RMU's Record When (Player) scores in double figures ...

Player	15-16	16-17	17-18	18-19	Career (Pct.)
Matty McConnell	1-4	3-8	13-5	3-1	20-18 (.526)
Josh Williams	--	--	--	4-3	4-3 (.571)
Koby Thomas	--	--	11-7	3-1	14-8 (.636)
Jon Williams	--	--	6-2	1-1	7-3 (.700)
Charles Bain	--	--	4-1	0-3	4-4 (.500)
Malik Petteway	--	--	1-2	3-1	4-3 (.571)

RMU's Record When (Player) scores 40+ Points ...

Player	15-16	16-17	17-18	18-19	Career (Pct.)
Josh Williams	--	--	--	1-0	1-0 (.000)

Last vs. Mount Aloysius (11/14/18) by Josh Williams (49 points)

RMU's Record When (Player) scores 30+ Points ...

Player	15-16	16-17	17-18	18-19	Career (Pct.)
Josh Williams	--	--	--	1-0	1-0 (.000)

Last vs. Mount Aloysius (11/14/18) by Josh Williams (49 points)

RMU's Record When (Player) scores 20+ Points ...

Player	15-16	16-17	17-18	18-19	Career (Pct.)
Koby Thomas	--	--	3-3	0-0	3-3 (.500)
Josh Williams	--	--	--	1-1	1-1 (.500)
Matty McConnell	0-0	1-0	1-1	0-0	2-1 (.667)
Charles Bain	--	--	0-0	0-1	0-1 (.000)
Malik Petteway	--	--	0-0	1-0	1-0 (1.000)

Last vs. Mississippi Valley State (11/17/18) by Petteway (26 points)

RMU's Record When (Player) grabs 10+ rebounds ...

Player	15-16	16-17	17-18	18-19	Career (Pct.)
Koby Thomas	--	--	2-3	0-2	2-5 (.286)
Malik Petteway	--	--	2-2	1-0	3-2 (.600)
Matty McConnell	0-0	0-2	0-0	0-1	0-3 (.000)

Last vs. MVSU (11/17/18) by Malik Petteway (11 rebounds)

RMU's Record When (Player) records a double-double ...

Player	15-16	16-17	17-18	18-19	Career (Pct.)
Koby Thomas	--	--	1-1	0-1	1-3 (.250)
Malik Petteway	--	--	1-1	1-0	2-2 (.500)
Matty McConnell	0-0	0-2	1-0	0-0	1-2 (.333)

Last vs. MVSU (11/17/18) by Malik Petteway (26 points, 11 boards)

RMU's Record When (Player) records a triple-double ...

None
Last @ CCSU (2/14/08) by Tony Lee (12 pts, 10 reb, 10 assists)

RMU's Record When (Player) dishes out 10+ assists ...

Player	15-16	16-17	17-18	18-19	Career (Pct.)
Matty McConnell	--	--	1-0	0-0	1-0 (1.000)

Last vs. Drexel (12/10/17) by Matty McConnell (11 assists)

RMU's Record When (Player) posts 5+ steals ...

Player	15-16	16-17	17-18	18-19	Career (Pct.)
Matty McConnell	0-3	0-1	0-3	0-0	0-7 (.000)

Last @ Wagner (3/3/18) by Matty McConnell (five steals)

RMU's Record When (Player) hits 5+ three-pointers in a game ...

Player	15-16	16-17	17-18	18-19	Career (Pct.)
Josh Williams	--	--	--	2-0	2-0 (1.000)
Jon Williams	--	--	0-1	0-0	0-1 (.000)
Matty McConnell	0-0	1-0	0-0	0-0	1-0 (1.000)

Last @ Stetson (11/19/18) by Josh Williams (5-for-9)

Northeast Conference Rankings

(NEC Games • Final)

TEAM (2017-18)

Scoring Offense	9th (69.1)
Scoring Defense	3rd (70.2)
Scoring Margin	6th (- 1.2)
Free Throw Pct.	8th (.682)
Field Goal Pct.	10th (.412)
Field Goal Pct. Defense	4th (.438)
3-Pt. Field Goal Pct.	8th (.325)
3-Pt. Field Goal Pct. Defense	1st (.324)
3-Pt. Field Goals Made	7th (6.89)
Rebounding Offense	4th (37.4)
Rebounding Defense	6th (36.4)
Rebounding Margin	5th (+ 1.0)
Blocked Shots	6th (2.78)
Assists	10th (10.78)
Steals	1st (7.61)
Turnover Margin	6th (+ 0.28)
Assist / Turnover Ratio	10th (0.75)
Offensive Rebounds	3rd (12.11)
Defensive Rebounds	3rd (25.33)

INDIVIDUAL (2017-18)

Dachon Burke

Steals	T-3rd (2.00)
Scoring	5th (18.6)
Field Goal Pct.	12th (.477)
Defensive Rebounds	T-13th (3.94)
Rebounding	14th (5.8)
Offensive Rebounds	14th (1.89)
Minutes	T-18th (32.78)

Koby Thomas

Rebounding	5th (8.1)
Defensive Rebounds	5th (5.61)
Offensive Rebounds	6th (2.50)
Scoring	26th (11.2)
Minutes	30th (28.28)

Matty McConnell

Steals	1st (2.18)
Free-Throw Percentage	9th (.797)
Minutes	21st (31.88)
Scoring	27th (11.0)

Jon Williams

Three-Point Field Goal Pct.	9th (.423)
Assist-to-Turnover Ratio	10th (1.43)
Assists	T-11th (3.33)
Minutes	22nd (31.83)

Ronnie Gombe

Blocked Shots	T-5th (1.00)
Offensive Rebounds	15th (1.83)

Leondre Washington

Free-Throw Pct.	7th (.809)
Steals	15th (1.14)

Did You Know?

Robert Morris has paced the Northeast Conference in steals against league foes in **nine** of the last **11** years, including each of the last **three** seasons. The Colonials led the circuit in thefts in 2017-18 with an average of **7.61** per contest. Junior guard **Matty McConnell** paced the league individually with an average of **2.18** steals per game.

Defensively Speaking - Robert Morris has won **11** consecutive games when holding opponents to less than **60** points dating back to the 2016-17 season after a 76-56 victory over Youngstown State (11/28/18) that improved the Colonials to 3-0 at home at the North Athletic Complex. In **nine** years under head coach **Andrew Toole**, the Colonials are **58-7 (.892)** when turning the trick. The last loss for RMU when yielding under 60 points was a 48-47 setback @ Mount St. Mary's (1/26/17).

Comeback Kids - Robert Morris has made a habit of climbing out of double-digit deficits under **Andrew Toole**, and for the first time in 2018-19 the Colonials turned the trick @ Canisius (12/5/18). RMU fell behind, 29-19, with 4:11 to go in the first half against the Golden Griffins but charged back to grab the lead in the second half. It was part of a contest that featured **four** ties and **11** lead changes. It marked the **27th** time under Toole the Colonials have erased a double-digit deficit in his eight seasons as head coach. On **24** of those occasions Robert Morris has earned a victory.

Board Games - Part of following the formula in regard to being successful for RMU over the last 11 seasons has been the program's ability to crash the boards. Since the beginning of the 2007-08 campaign, Robert Morris owns a record of **150-39 (.794)** when the Colonials are even or better in rebounding in a game, including a **141-33 (.810)** mark when outrebounding their opponent.

Free Is For Me - Getting to the free-throw line at least **30** times in a game is a good sign for the Colonials. RMU owns a record of **31-12 (.721)** under head coach **Andrew Toole** when visiting the chalk at least **30** times in a contest. Robert Morris visited the chalk a season-high **31** times @ Canisius (12/5/18), knocking down **22**, a success rate of **71** percent, in suffering a 68-62 setback. Senior guard **Josh Williams (8-for-8)** and sophomore forward **Charles Bain (6-for-6)** finished perfect at the free-throw line against the Golden Griffins.

Did You Know? In nine seasons under head coach **Andrew Toole**, Robert Morris has compiled a record of **93-35 (.727)** when scoring at least **70** points in a game. Included in that record is a mark of **36-5 (.878)** when eclipsing the **80-point** plateau.

The Anatomy Of Overtime - Robert Morris has been to overtime **11** times under head coach **Andrew Toole** in his nine years leading the Colonials. Under Toole, Robert Morris is **7-4 (.636)** in overtime, including **3-4 (.429)** on the road. All-time in program history RMU has posted a record of **29-26 (.527)** in overtime contests.

In The Clutch - You certainly could say that Robert Morris has a flair for the dramatic. In an 80-79 overtime win over St. Francis Brooklyn (1/4/18) at the A.J. Palumbo Center, junior guard **Matty McConnell** became the latest member of the Colonials to hit a buzzer beater for RMU. McConnell converted a layup and then completed the and-one with a free throw to lift the Colonials to the win over the Terriers. A look at the last 10 Colonials to hit a game-winning shot in the final 15 seconds to give RMU a victory:

Player	Opponent (Date)	Time (sec)	Score
Matty McConnell	vs. St. Francis Brooklyn (1/4/18)	10.8 (OT)	W, 80-79
Kavon Stewart	@ LIU Brooklyn (3/1/17) *	3.0	W, 69-68
Isaiah Still	vs. Duquesne (12/6/16)	15.3	W, 64-60
Aaron Tate	vs. Central Connecticut (2/14/15)	0.0	W, 53-52
Lucky Jones	vs. St. Francis Brooklyn (2/22/14)	3.1 (OT)	W, 71-70
Mike McFadden	vs. Kentucky (3/19/13) %	8.7	W, 59-57
Velton Jones	@ LIU Brooklyn (2/2/13)	9.8	W, 60-57
Karvel Anderson	@ Campbell (12/4/12)	4.5 #	W, 61-58
Velton Jones	@ Sacred Heart (2/23/12)	0.1 #	W, 55-53
Coron Williams	@ Youngstown State (12/22/11)	0.3 #	W, 59-56

* NEC Tournament; % NIT; # Three-pointer

Start Me Up - **Andrew Toole**, who is in his ninth year at the helm of the Colonials in 2018-19, has averaged **8.5** starting lineups per year during his tenure on the sidelines. Toole, who has won **154** games as head coach at Robert Morris, has used **69** different starting lineups overall in the last nine years. That equates to an average of **2.23** victories per starting five.

NCAA Tournament: 1982, 1983, 1989, 1990, 1992, 2009, 2010, 2015 • NIT: 2008, 2013, 2014 • CIT: 2012

Starting Lineups

(F, F, G, G, G)

Lineup	Record
Mendy, Bain, Jon Williams, Josh Williams, McConnell	4-5
@ USC	L, 62-83
@ Missouri State	L, 60-74
MOUNT ALOYSIUS	W, 104-57
MISSISSIPPI VALLEY STATE	W, 68-59
@ Stetson	W, 81-72
@ No. 24/19 Purdue	L, 46-84
YOUNGSTOWN STATE	W, 76-56
@ Drexel	L, 69-82
@ Canisius	L, 62-68

SIENA

@ Rider
@ Louisville

HOOD

FAIRLEIGH DICKINSON *

MOUNT ST. MARY'S *

@ St. Francis Brooklyn *

@ LIU Brooklyn *

@ Bryant *

@ Central Connecticut *

SACRED HEART *

WAGNER *

SAINT FRANCIS U *

@ Fairleigh Dickinson *

BRYANT *

CENTRAL CONNECTICUT *

@ Mount St. Mary's *

@ Saint Francis U *

LIU BROOKLYN *

ST. FRANCIS BROOKLYN *

@ Sacred Heart *

@ Wagner *

\$ 2018 National College Basketball Hall of Fame Classic

* Northeast Conference game

Career Starts Player-by-Player

Player	15-16	16-17	17-18	18-19	Career
Matty McConnell	26	27	32	9	94
Jon Williams	--	--	33	9	42
Koby Thomas	--	--	33	0	33
Josh Williams	4	9	--	9	22
David Cole	--	--	10	0	10
Charles Bain	--	--	7	9	16
Yannis Mendy	--	--	--	9	9
Malik Petteway	--	--	4	0	4
Chris Coalmon	--	--	0	0	0
Sayveon McEwen	--	--	--	0	0
Seth Rouse	--	--	--	0	0
Dante Treacy	--	--	--	0	0
Cameron Wilbon	--	--	--	0	0

RMU's Record with (Player) in Starting Lineup

Player	15-16	16-17	17-18	18-19	Career (Pct.)
Matty McConnell	9-17	13-14	16-16	4-5	42-52 (.447)
Koby Thomas	--	--	16-17	0-0	16-17 (.485)
Jon Williams	--	--	16-17	4-5	20-22 (.476)
David Cole	--	--	6-4	0-0	6-4 (.600)
Charles Bain	--	--	3-4	4-5	7-9 (.438)
Malik Petteway	--	--	1-3	0-0	1-3 (.250)
Josh Williams	--	--	--	4-5	4-5 (.444)
Yannis Mendy	--	--	--	4-5	4-5 (.444)
Chris Coalmon	--	--	0-0	0-0	0-0 (.000)

Number of Different Starting Lineups Under Toole

Year	No.
2010-11	9
2011-12	7
2012-13	10
2013-14	7
2014-15	9
2015-16	10
2016-17	10
2017-18	6
2018-19	1
TOTAL	69



CollegiateInsider.com Mid-Major Top 25 Poll

(Dec. 3, 2018)

School	Record	Points	Previous
1. Gonzaga (31)	8-0	775	1
2. Buffalo	7-0	743	2
3. Furman	8-0	670	4
4. Belmont	6-1	603	3
5. Wofford	6-2	592	7
6. UNC Greensboro	7-2	584	5
7. Lipscomb	6-1	557	8
8. South Dakota State	7-2	521	10
9. Toledo	7-1	492	16
10. Loyola Chicgao	5-3	468	9
11. Loyola Marymount	8-1	426	14
12. Murray State	4-1	398	11
13. Charleston	7-2	305	24
14. Stony Brook	7-1	297	25
15. BYU	5-4	263	6
16. Radford	6-1	261	NR
17. Montana	4-2	244	13
18. UC Irvine	7-2	232	17
19. Louisiana	5-3	209	23
20. Illinois State	6-3	197	19
21. Georgia Southern	5-2	181	12
22. San Francisco	7-1	123	21
23. Northern Kentucky	8-1	92	NR
24. Liberty	7-1	80	NR
25. New Mexico State	6-1	77	NR

OTHERS RECEIVING VOTES: Saint Mary's 76, Kent State 75, Georgia State 60, Southern Illinois 52, Northeastern 48, Penn 47, Bradley 46, Yale 45, Harvard 38, Samford 37, San Diego 30, Vermont 25, Indiana State 20, Ball State 14, Rider 14, Eastern Michigan 13, Stephen F. Austin 8, Howard 8, Weber State 5, Wright State 5, Green Bay 4, Texas State 3, UC Santa Barbara 3, Drake 2, Seattle 2

Leads and Deficits / Specialty Stats

	Largest Lead	Largest Deficit	Paint	TO	2nd	FB	Bench	Tie	LC	Result	+/-
NOVEMBER											
@ USC	+4 (53-49, 12:17, 2nd)	- 21 (62-83, 0:06, 2nd)	30	14	15	16	32	2	6	L, 62-83	-21
@ Missouri State	+2 (7-5, 16:18, 1st)	- 14 (44-58, 7:24, 2nd)	14	19	9	4	17	2	4	L, 60-74	-14
MOUNT ALOYSIUS	+57 (104-57, 0:03, 2nd)	NA	18	29	14	26	26	0	0	W, 104-57	+57
MVSU	+15 (52-37, 11:03, 2nd)	- 4 (3-7, 17:21, 1st)	26	6	6	11	39	0	1	W, 68-59	+9
@ Stetson	+13 (73-60, 4:53, 2nd)	- 8 (20-28, 6:22, 1st)	22	25	8	2	38	2	1	W, 81-72	+9
@ Purdue	NA	- 43 (41-84, 2:32, 2nd)	12	12	6	3	19	0	0	L, 46-84	- 38
YOUNGSTOWN STATE	+24 (76-52, 2:11, 2nd)	- 4 (19-23, 6:49, 1st)	28	24	7	31	28	4	4	W, 76-56	+20
DECEMBER											
@ Drexel	+8 (9-1, 16:51, 1st)	- 19 (61-80, 3:36, 2nd)	38	22	9	13	14	3	1	L, 69-82	- 13
@ Canisius	+7 (17-10, 11:38, 1st)	- 10 (19-29, 4:11, 1st)	20	13	8	15	16	4	11	L, 62-68	- 6
SIENA											
@ Rider											
@ Louisville											
HOOD											
JANUARY											
FAIRLEIGH DICKINSON											
MOUNT ST. MARY'S											
@ St. Francis Brooklyn											
@ LIU Brooklyn											
@ Bryant											
@ Central Connecticut											
SACRED HEART											
WAGNER											
SAINT FRANCIS U											
FEBRUARY											
@ Fairleigh Dickinson											
BRYANT											
CENTRAL CONNECTICUT											
@ Mount St. Mary's											
@ Saint Francis U											
LIU BROOKLYN											
ST. FRANCIS BROOKLYN											
@ Sacred Heart											
MARCH											
@ Wagner											
NEC Quarterfinal #											
NEC Semifinal #											
NEC Final #											
Totals (RMU)											
Average			208	169	80	121	229				
			23.1	18.8	8.9	13.4	25.4				
Totals (Opponent)											
Average			258	123	89	90	248				
			28.7	13.7	9.9	10.0	27.6				

Notes: Season high totals in **bold**; # Northeast Conference Tournament

Top Comebacks Under Andrew Toole

Deficit	Score	Time	Half	Final Score	Margin	Opponent	Date
-16	30-46	17:11	2nd	73-64	+9	LIU Brooklyn	2/20/14
-15	38-53	12:20	2nd	81-73 (OT)	+9	@ Monmouth	1/21/12
-15	47-62	8:34	2nd	69-64	+5	@ Fairleigh Dickinson	2/27/14
-15	12-27	5:48	1st	68-61	+7	@ Bradley	11/19/14

Top Comebacks In School History

Deficit	Score	Time	Half	Final Score	Margin	Opponent	Date
-23	34-57	16:07	2nd	74-72	+2	Youngstown State	11/25/08
-19	34-53	14:55	2nd	73-63	+10	St. Francis Brooklyn	1/10/00
-16	30-46	17:11	2nd	73-64	+9	LIU Brooklyn	2/20/14

Notes: Robert Morris outscored Youngstown State, 40-15, over the final 15:29 of the second half ... RMU has climbed out of a 15-point deficit a total of five times since 1991, including three times under head coach **Andrew Toole**

NCAA Tournament: 1982, 1983, 1989, 1990, 1992, 2009, 2010, 2015 • NIT: 2008, 2013, 2014 • CIT: 2012

The Last Time it Happened (Individual) ...

AN RMU PLAYER SCORED 40+ POINTS (span of 6 games overall)

Home - 49 by **Josh Williams** in a 104-57 win vs. Mount Aloysius, 11/14/18 (span of 2 games)
Road - 42 by **Maurice Carter** in a 99-85 loss @ Eastern Michigan, 11/26/02 (span of 281 games)
Neutral - None

AN RMU PLAYER SCORED 30+ POINTS (span of 6 games overall)

Home - 49 by **Josh Williams** in a 104-57 win vs. Mount Aloysius, 11/14/18 (span of 2 games)
Road - 31 by **Rodney Pryor** in an 80-76 loss @ Sacred Heart, 2/19/15 (span of 65 games)
Neutral - 35 by **Gene Nabors** in an 80-61 win over Mount St. Mary's, 3/4/00 (span of 23 games) #

TWO RMU PLAYERS RECORDED A DOUBLE-DOUBLE (span of 38 games overall)

Home - By **Billy Giles** (23 points, 10 rebounds) and **Rodney Pryor** (14 points, 11 rebounds) in a 89-71 win over Bryant, 2/6/16 (span of 32 games)
Road - By **Malik Petteway** (13 points, 14 rebounds) and **Dachon Burke** (11 points, 10 rebounds) in a 66-59 win @ Duquesne, 11/19/17 (span of 22 games)
Neutral - By **Ricky Cannon** (24 pts, 10 reb) and **Joe Falletta** (12 pts, 12 reb) in a 105-86 victory over Texas A&M in Huntington, W. Va., 11/30/90 (span of 32 games) +

THREE RMU PLAYERS SCORED 20+ POINTS (span of 395 games overall)

Home - By **Kevin Covert** (24), **Steve Pettyjohn** (23) and **Gene Nabors** (20) in a 102-99 overtime loss to Quinnipiac, 2/19/00 (span of 250 games)
Road - By **A.J. Jackson** (28), **Tony Lee** (23) and **Derek Coleman** (20) in a 94-75 victory @ Saint Francis U, 1/23/07 (span of 212 games)
Neutral - By **Scott Shepherd** (24), **Ricky Cannon** (21) and **Andre Boyd** (20) in a 105-86 victory over Texas A&M in Huntington, W. Va., 11/30/90 (span of 32 games) +

SIX RMU PLAYERS SCORED IN DOUBLE FIGURES (span of 158 games overall)

Home - By **Lucky Jones** (18), **Karvel Anderson** (15), **Charles Oliver** (13), **Stephan Hawkins** (12), **Anthony Myers-Pate** (11) and **Kavon Stewart** (11) in a 91-65 win over Sacred Heart, 1/23/14 (span of 67 games)
Road - By **Jeremy Chappell** (21), **Jimmy Langhurst** (21), **Tony Lee** (19), **A.J. Jackson** (13), **Bateko Francisco** (12) and **Dallas Green** (11) in a 111-107 overtime loss @ Seton Hall, 11/18/07 (span of 207 games)
Neutral - By **Scott Shepherd** (24), **Ricky Cannon** (21), **Andre Boyd** (20), **Joe Falletta** (12), **Magdi Billal** (12) and **Wade Timmerman** (10) in a 105-86 victory over Texas A&M in Huntington, W. Va., 11/30/90 (span of 32 games) +

AN RMU PLAYER HIT 7+ THREE-POINTERS (span of 6 games overall)

Home - By **Josh Williams** (15-for-25) in a 104-57 win over Mount Aloysius, 11/14/18 (span of 2 games; tied NCAA record for three-pointers)
Road - By **Karvel Anderson** (9-for-15) in an 89-78 victory @ St. John's, 3/18/14 (span of 80 games) %
Neutral - By **Gene Nabors** (7-for-10) in a 72-52 victory against Saint Francis U, 3/3/00 (span of 24 games) #

MISCELLANEOUS INDIVIDUAL

An RMU player finished with 20 or more rebounds: By **Mike Morton** (20) in a 67-63 loss against Baltimore, 1/12/80 (span of 1,169 games overall)
An RMU player finished with 15 or more rebounds: By **Russell Johnson** (15) in a 71-61 loss @ St. Francis Brooklyn, 1/31/13 (span of 191 games overall)
An RMU player had 10 or more assists: By **Matty McConnell** (11) in a 74-60 win over Drexel, 12/10/17 (span of 32 games overall)
An RMU player had five or more steals: By **Matty McConnell** (5) in a 75-64 loss @ Wagner, 3/3/18 (span of 9 games overall)
Three RMU players with 10+ rebounds: By **Steve Pettyjohn** (11), **Gene Nabors** (10) & **Matt Smith** (10) in an 73-58 win over Mount St. Mary's, 1/29/00 (span of 598 games overall)
Two RMU players with 10+ rebounds: By **Koby Thomas** (10) and **Matty McConnell** (10) in an 83-62 loss @ USC, 11/6/18 (span of 8 games overall)

+ Marshall Memorial Classic (Huntington, W. Va.)
Northeast Conference Tournament
% National Invitation Tournament (NIT)
\$ NCAA Tournament

Top Performances

INDIVIDUAL (2018-19)

Points

49	Josh Williams vs. Mount Aloysius	11/14/18
26	Petteway vs. MVSU	11/17/18
25	Bain @ Missouri State	11/9/18
20	Josh Williams @ USC	11/6/18

Rebounds

11	Petteway vs. MVSU	11/17/18
10	Thomas @ USC	11/6/18
10	McConnell @ USC	11/6/18
10	Thomas @ Missouri State	11/9/18

Assists

8	Jon Williams @ Drexel	12/1/18
7	McConnell @ USC	11/6/18
7	McConnell vs. Mount Aloysius	11/14/18
7	Jon Williams vs. MVSU	11/17/18

Steals

4	Jon Williams vs. Youngstown State	11/28/18
4	Matty McConnell @ Canisius	12/5/18

Blocks

2	Petteway @ Missouri State	11/9/18
2	Bain @ Missouri State	11/9/18
2	Thomas vs. MVSU	11/17/18

Field Goals

16	Josh Williams vs. Mount Aloysius	11/14/18
10	Petteway vs. MVSU	11/17/18
8	Thomas @ USC	11/6/18
8	Bain @ Missouri State	11/9/18

Three-Point Field Goals

15	Josh Williams vs. Mount Aloysius	11/14/18
5	Josh Williams @ Stetson	11/19/18

TEAM (2018-19)

Scoring

104 vs. Mount Aloysius (104-57)	11/14/18
81 @ Stetson (81-72)	11/19/18
76 vs. Youngstown State (76-56)	11/28/18

Scoring Defense

56 vs. Youngstown State (76-56)	11/28/18
57 vs. Mount Aloysius (104-57)	11/14/18
59 vs. Mississippi Valley State (68-59)	11/17/18

Field Goal Percentage

.542 @ Stetson (26-for-48)	11/19/18
.508 vs. Mount Aloysius (31-for-61)	11/14/18
.472 vs. MVSU (25-for-53)	11/17/18

Field Goal Percentage Defense

.322 vs. MVSU (19-for-59)	11/17/18
.351 vs. Youngstown State (20-for-57)	11/28/18
.375 vs. Mount Aloysius (18-for-48)	11/14/18

* NEC game; # NEC Tournament

The Last Time it Happened (Team) ...

TEAM

Won in Overtime
Won in Double Overtime
Lost in Overtime
Lost in Double Overtime
Won by 30+ points (32)
Won by 40+ points (47)
Lost by 30+ points (38)
Lost by 40+ points (40)
Scored 100+ points (104)
Allowed 100+ points (106)
Both teams scored 100 points
Scored 90+ points (104)
Allowed 90+ points (95)
Scored >50 points (46)
Allowed >50 points (48)
Shot 60% from the field (61.2)
Opponent shot 60% (63.0)
Shot less than 30% (29.8)
Opp. shot less than 30% (29.1)
Made 10+ three-point FG's (22)
Made 15+ three-point FG's (22)
Att. 25+ three-point FG's (43)
Made 30+ free throws (31)
50+ rebounds (56)
25+ assists (25)
10+ steals (10)
15+ steals (15)
Blocked 5+ shots (5)
Forced 25+ turnovers (25)
Committed 25+ turnovers (25)

Bold: Occurred during 2018-19 season

80-79 vs. St. Francis Brooklyn (1/4/18)
 81-76 vs. LIU Brooklyn (1/8/00)
 83-89 @ Saint Francis U (1/28/17)
 97-102 vs. St. Francis Brooklyn (2/17/07)
 91-59 vs. Wagner (2/26/15)
104-57 vs. Mount Aloysius (11/14/18)
46-84 @ Purdue (11/23/18)
 39-79 @ Virginia (12/17/16)
W, 104-57 vs. Mount Aloysius (11/14/18)
 L, 44-106 @ Cincinnati (11/15/15)
 L, 107-111 @ Seton Hall (11/18/07) (OT)
W, 104-57 vs. Mount Aloysius (11/14/18)
 L, 64-95 @ Ohio State (11/10/17)
L, 46-84 @ Purdue (11/23/18)
 W, 50-48 vs. Wagner (2/11/17)
 W, 76-62 @ Fairleigh Dickinson (2/7/15)
 L, 56-85 vs. Duke (3/20/15) \$
 L, 42-67 vs. Mount St. Mary's (2/1/18)
 W, 74-58 @ St. Francis Brooklyn (2/4/17)
W, 104-57 vs. Mount Aloysius (11/14/18)
W, 104-57 vs. Mount Aloysius (11/14/18)
W, 104-57 vs. Mount Aloysius (11/14/18)
 W, 74-64 @ Central Connecticut (2/18/17)
 W, 89-46 vs. Fairleigh Dickinson (2/23/13)
W, 104-57 vs. Mount Aloysius (11/14/18)
W, 76-56 vs. Youngstown State (11/28/18)
 L, 70-86 @ Buffalo (12/16/17)
 W, 60-56 @ Mount St. Mary's (2/28/18) #
W, 104-57 vs. Mount Aloysius (11/14/18)
 L, 47-48 @ Mount St. Mary's (1/26/17)

NEC Tournament
 \$ NCAA Tournament
 % NIT

The RMU Ring of Honor

Devised in the summer of 2013, the Robert Morris Ring of Honor was created to honor the very best of the program in its Division I history. In order to be eligible for the Robert Morris Ring of Honor, a former student-athlete who played basketball with the Colonials must meet at least four of the following five criteria ...

- RMU Athletic Hall of Fame member
- RMU career statistical leader in any category (minimum 5 years)
- Named conference player of the year at least once
- Earned all-conference first team honors at least once
- Member of conference regular season or tournament championship team that advanced to a national postseason tournament

The first member to join the Robert Morris Ring of Honor is Chipper Harris, who played guard for the Colonials from 1980 to 1984 and had his banner raised in the rafters at the Charles L. Sewall Center Saturday, Feb. 15, 2014.

A 1995 inductee into the RMU Athletic Hall of Fame and a native of New Kensington, Pa., Harris served as the program's all-time leading scorer from the conclusion of his career in 1984 until 1994 with 1,940 points and currently ranks second all-time. Harris averaged 16.4 points per game over his career, shooting 51.4 percent (821-for-1,598) from the field and 78.9 percent (300-for-380) at the free-throw line. RMU's all-time leader in career steals with 450, he also compiled career totals of 405 rebounds, 436 assists and 21 blocks.

In a surprise ceremony Saturday, Jan. 21, 2017, at the Sewall Center, former guard Myron Walker (1990-94) joined the RMU Ring of Honor. The program's all-time leading scorer with 1,965 points, Walker concluded his career by averaging 18.7 points per game, also a school mark. A 1999 inductee into the RMU Athletic Hall of Fame and a native of Aliquippa, Pa., Walker scored at least 20 points in a game 47 times, the most in school history.

2018-19 Roster

No.	Player	Pos.	Ht.	Wt.	Yr.	Hometown / High School or Junior College	Major
0	Josh Williams	G	6-2	195	Sr.	Akron, Ohio / St. Vincent-St. Mary	Sport Management
1	Jon Williams *	G	6-1	175	So.	Akron, Ohio / St. Vincent-St. Mary	Communication
2	David Cole *	F	6-7	240	R-So.	Corona, N.Y. / Christ The King	Psychology
3	Dante Treacy	G	6-0	170	Fr.	Orlando, Fla. / Central Florida Christian Academy	Undecided
5	Malik Petteway *	F	6-8	240	Sr.	Waterbury, Conn. / Sacred Heart (NW Florida State)	Sociology
10	Koby Thomas *	F	6-6	190	So.	Philadelphia, Pa. / Imhotep Charter	Organizational Leadership
11	Philmon Gebrewhit	F	6-7	185	Fr.	Boston, Mass. / Holderness School	Undeclared Business
12	Sayveon McEwen	G	6-0	185	Jr.	Paducah, Ky. / Paducah Tilghman (Shawnee C.C.)	Finance
15	Yannis Mendy	F	6-8	240	Jr.	Metting, France / Lycee Saint John Perse (Missouri State)	Organizational Leadership
20	Charles Bain *	F	6-8	200	So.	Freeport, Bahamas / St. John's NW Military Academy	Undecided
22	Cameron Wilbon	G	6-5	200	Fr.	Merrillville, Ind. / Merrillville	Psychology
23	Matty McConnell ***	G	6-2	195	Sr.	Oakdale, Pa. / Chartiers Valley	Organizational Leadership
24	Chris Coalmon *	F	6-6	185	So.	North Babylon, N.Y. / Long Island Lutheran	Finance

* letters earned

Head Coach: Andrew Toole (ninth year @ RMU; ninth year overall; Penn '03)

Note: Toole is in his 12th year overall at RMU, serving as an assistant coach (2007-08) and associate head coach (2008-10)

Assistant Coaches: Dave Fedor (first year @ RMU; Rutgers '12), Tray Woodall (second year @ RMU; Pittsburgh '13) Mike Iuzzolino (third year @ RMU; Saint Francis U '91); Director of Basketball Operations: Jimmy Langhurst (first year @ RMU; Robert Morris '10); Director of Basketball Administration: Brian Urso (second year @ RMU; Point Park '09)

Pronunciation Guide: Gebrewhit: GEBRA-whit | Sayveon: SAY-vee-on | Yannis: Yawn-ESE

NCAA Tournament: 1982, 1983, 1989, 1990, 1992, 2009, 2010, 2015 • NIT: 2008, 2013, 2014 • CIT: 2012

Statistical Trends

In 2018-19 Robert Morris is ...

At home	3-0
On the road	1-5
Neutral Site	0-0
Overtime	0-0
Day Games	0-2
Night Games	4-3
Home Northeast Conference	0-0
Away Northeast Conference	0-0
Games decided by 1 point	0-0
Games decided by 2-5 points	0-0
Games decided by 6-9 points	2-1
Games decided by 10 points or more	2-4
When outrebounding opponent	1-1
When outrebounded by opponent	2-4
When rebounds equal	1-0
When leading at the half	4-0
When trailing at the half	0-5
When tied at the half	0-0
When playing teams w/ winning record	1-2
When playing teams w/ losing record	3-2
When playing teams w/ .500 record	0-0
When outshooting opponent	1-4
When outshot by opponent	2-1
When tied in shooting w/ opponent	1-0
When team has 30+ rebounds	4-3
When team has 40+ rebounds	1-0
When team has 50+ rebounds	0-0
When team shoots below 40%	0-4
When team shoots 40% or above	4-1
When team shoots 50% or above	2-0
When RMU makes 5+ 3-pt FG	4-4
When RMU makes 10+ 3-pt FG	2-0
When an RMU player scores 20+	2-2
When an RMU player scores 30+	1-0
When an RMU player scores 40+	1-0
When an RMU player has 10+ rebounds	1-2
When an RMU player has 10+ assists	0-0
When an RMU player has 5+ steals	0-0

FROM THE FIELD

When scoring 80+ points	2-0
When scoring 70-79 points	1-0
When scoring 60-69 points	1-4
When scoring below 60 points	0-1
When opponents score under 60 points	3-0
When opponents score 60-69 points	0-1
When opponents score 70-79 points	1-1
When opponents score 80+ points	0-3

STREAKS

Coming off a win	2-2
Coming off a loss	2-2
Longest winning streak	3 (11/14 to 11/19)
Longest losing streak	NA
Current Streak	L2

DAYS OF THE WEEK

Monday	1-0
Tuesday	0-1
Wednesday	2-1
Thursday	0-0
Friday	0-2
Saturday	1-1
Sunday	0-0

1,000-Point Club

In 42 years as a Division I program, a total of 24 student-athletes have eclipsed the 1,000-point plateau at Robert Morris ...

Name (Hometown)	Points	Seasons	Years
1. Myron Walker (Aliquippa, Pa.)	1,965	4	1990-94
2. Chipper Harris (New Kensington, Pa.)	1,940	4	1980-84
3. Jeremy Chappell (Cincinnati, Ohio)	1,875	4	2005-09
4. Lucky Jones (Newark, N.J.)	1,632	4	2011-15
5. Chaz McCrommon (Pittsburgh, Pa.)	1,623	4	2000-05
6. Velton Jones (Philadelphia, Pa.)	1,588	4	2008-13
7. Maurice Carter (Richmond, Va.)	1,506	4	2001-05
8. Forest Grant (Beaver Falls, Pa.)	1,494	4	1980-84
9. Tony Lee (Boston, Mass.)	1,489	4	2004-08
10. A.J. Jackson (Monessen, Pa.)	1,455	4	2003-08
11. Gene Nabors (Beckley, W. Va.)	1,328	4	1995-00
12. Keith Jones (Youngstown, Ohio)	1,277	4	1995-99
13. Aaron Thomas (Middlebury, Ind.)	1,256	4	2000-04
14. Vaughn Lutton (Coraopolis, Pa.)	1,230	5	1984-89
15. Tom Underman (Elyria, Ohio)	1,210	4	1981-85
16. Russell Johnson (Chester, Pa.)	1,208	4	2008-13
17. Andre Boyd (Baltimore, Md.)	1,204	4	1987-91
18. Ricky Cannon (Pittsburgh, Pa.)	1,124	4	1987-92
19. Karvel Anderson (Elkhart, Ind.)	1,123	2	2012-14
20. Rodney Pryor (Evanston, Ill.)	1,068	2	2014-16
21. Joe Falletta (Pittsburgh, Pa.)	1,054	4	1988-92
22. Derek Coleman (Dorchester, Mass.)	1,042	4	2003-07
23. Tom Parks (Belle Vernon, Pa.)	1,027	4	1978-83
24. Wesley Fluellen (Cleveland, Ohio)	1,000	4	1997-00

Chronological Order

Name	Date	Opponent	Time (Half)	Result
1. Chipper Harris	12/22/82	@ Wake Forest	---	L, 69-100
2. Forest Grant	2/21/83	Baltimore	---	W, 96-82
3. Tom Parks	3/12/83	LIU Brooklyn #	8:59 (1st)	W, 79-67
4. Tom Underman	1/14/84	@ Army	---	L, 77-83
5. Vaughn Lutton	1/26/89	@ Fairleigh Dickinson	7:05 (2nd)	W, 83-75
6. Andre Boyd	1/10/91	Fairleigh Dickinson	16:17 (2nd)	W, 76-66
7. Ricky Cannon	2/11/92	Canisius	16:41 (1st)	W, 91-76
8. Joe Falletta	2/11/92	Canisius	7:30 (2nd)	W, 91-76
9. Myron Walker	12/5/92	Ohio	15:33 (2nd)	W, 72-70
10. Keith Jones	12/22/98	@ West Virginia	12:59 (2nd)	L, 67-82
11. Gene Nabors	1/17/00	@ Mount St. Mary's	2:46 (2nd)	L, 69-74
12. Wesley Fluellen	3/1/02	vs. UMBC #	4:40 (1st)	L, 76-85
13. Aaron Thomas	1/10/04	LIU Brooklyn	11:48 (1st)	W, 79-57
14. Maurice Carter	2/2/04	@ LIU Brooklyn	15:20 (1st)	L, 76-89
15. Chaz McCrommon	2/7/04	Wagner	4:19 (2nd)	W, 75-68
16. Derek Coleman	2/24/07	@ Quinnipiac	2:00 (1st)	L, 75-81
17. Tony Lee	2/24/07	@ Quinnipiac	14:13 (2nd)	L, 75-81
18. A.J. Jackson	11/14/07	@ Navy	12:50 (2nd)	W, 93-77
19. Jeremy Chappell	12/30/07	Lafayette	1:48 (2nd)	W, 88-76
20. Velton Jones	1/21/12	@ Monmouth	11:56 (1st)	W, 81-73 (OT)
21. Russell Johnson	1/24/13	@ Saint Francis U	2:31 (1st)	W, 84-70
22. Lucky Jones	2/1/14	Central Connecticut	12:07 (1st)	L, 70-71
23. Karvel Anderson	3/1/14	@ Wagner	18:11 (1st)	L, 48-59
24. Rodney Pryor	2/18/16	LIU Brooklyn	0:37 (2nd)	W, 74-67

Northeast Conference Tournament

Notes: A.J. Jackson scored 1,429 points in three seasons at Robert Morris after transferring from East Tennessee State ... Nabors scored 1,029 points in two seasons for RMU after transferring from Louisiana State University (LSU) ... Cannon scored 1,060 points in three seasons for the Colonials after transferring from Ohio ... Nabors, Anderson, Pryor and former junior college guard Don Mackey (1963-65) are the only student-athletes in school history to score 1,000 points in just two seasons in a Robert Morris uniform. Mackey scored 1,034 points, and his 43 points in a 125-111 win over Walsh (1/30/65) stands as the most points scored in a game by a player at Robert Morris ... RMU's active leader in points is senior guard Matty McConnell (857).

The RMU Record Book

Single Game

Points	No.	Opponent (Date)
1. Josh Williams	49	Mount Aloysius (11/14/18)
2. Maurice Carter	42	@ Eastern Michigan (11/26/02)
3. Aaron Thomas	39	@ UMKC (11/22/02)
A.J. Jackson	39	Quinnipiac (2/12/06)
5. Gene Nabors	38	vs. Saint Francis U (3/3/00) #
Velton Jones	38	@ James Madison (11/12/11)
Karvel Anderson	38	@ St. John's (3/18/14) %
8. Mike Morton	36	Towson State (1/9/80)
Karvel Anderson	36	@ Sacred Heart (1/9/14)
10. Tom Underman	35	@ Bucknell (12/1/84)
Myron Walker	35	@ UMBG (12/4/93)
Gene Nabors	35	vs. Mount St. Mary's (3/4/00) #
Maurice Carter	35	Sacred Heart (2/5/04)
Velton Jones	35	@ Monmouth (1/21/12)
Rodney Pryor	35	Oakland (12/5/15)
Rebounds	No.	Opponent (Date)
1. Mike Morton	20	Baltimore (1/12/80)
2. Anthony Dickens	18	St. Francis Brooklyn (2/10/90)
3. Earl Cureton	17	@ UW-Milwaukee (2/26/77)
Vaughn Luton	17	Loyola (Md.) (2/1/89)
Vaughn Luton	17	Monmouth (2/18/89)
Assists	No.	Opponent (Date)
1. Robert Roache	12	LIU Brooklyn (1/19/85)
Mike Brunson	12	@ Marist (2/6/85)
Wade Timmerman	12	Canisius (2/11/92)
Wade Timmerman	12	Saint Francis U (2/15/92)
Ricky Richburg	12	Sacred Heart (12/20/00)
Tony Lee	12	@ Seton Hall (11/18/07)
Steals	No.	Opponent (Date)
1. Chipper Harris	12	Marist (1/20/83)
2. Chipper Harris	10	@ St. Francis Brooklyn (1/22/83)
3. Forest Grant	9	@ Wagner (2/14/83)
4. Tony Lee	8	Duquesne (12/2/06)
5. Gene Nabors	7	vs. Saint Francis U (3/3/00) #
Kavon Stewart	7	Bryant (3/7/15) #
Field Goals	No.	Opponent (Date)
1. Maurice Carter	16	@ Eastern Michigan (11/26/02)
Josh Williams	16	Mount Aloysius (11/14/18)
3. Vaughn Luton	15	@ Monmouth (2/20/88)
Chipper Harris	15	vs. VCU (12/18/82)
Karvel Anderson	15	@ St. John's (3/18/14) #
3-Point Field Goals	No.	Opponent (Date)
1. Josh Williams	15	Mount Aloysius (11/14/18)
2. Scott Shepherd	9	@ Wagner (1/12/89)
Gene Nabors	9	@ Monmouth (2/5/00)
Karvel Anderson	9	@ St. John's (3/18/14) %
5. Kevin Covert	8	Brown (12/28/98)
Scott Shepherd	8	LIU Brooklyn (2/8/90)
Dan Alcorn	8	LIU Brooklyn (2/3/97)
Karon Abraham	8	Youngstown State (12/11/10)
Coron Williams	8	Monmouth (3/1/12) #
Karvel Anderson	8	Ohio (12/1/12)
Coron Williams	8	@ Fairleigh Dickinson (1/10/13)
Karvel Anderson	8	UT Arlington (11/21/13)

Single Season

Points	No.
1. Karvel Anderson (2013-14)	710
2. Myron Walker (1991-92)	614
3. Velton Jones (2011-12)	591
4. Jeremy Chappell (2008-09)	585
5. Gene Nabors (1999-2000)	572
6. Myron Walker (1993-94)	563
7. Dachon Burke (2017-18)	562
8. Chipper Harris (1983-84)	553
9. Rodney Pryor (2014-15)	546
10. Chipper Harris (1982-83)	540
Rebounds	No.
1. Earl Cureton (1976-77)	274
2. Anthony Dickens (1989-90)	271
3. A.J. Jackson (2005-06)	259
4. Lucky Jones (2013-14)	246
5. Anthony Dickens (1985-86)	237
6. Mike Morton (1979-80)	234
7. Koby Thomas (2017-18)	227
8. Tony Lee (2007-08)	225
9. Tom Underman (1984-85)	221
Jeremy Chappell (2008-09)	221
Assists	No.
1. Tony Lee (2007-08)	217
2. Wade Timmerman (1991-92)	204
3. Forest Grant (1981-82)	189
4. Javier Smith (1997-98)	173
5. Velton Jones (2011-12)	167
6. Velton Jones (2012-13)	158
7. Kavon Stewart (2014-15)	156
8. Forest Grant (1982-83)	152
Derek Coleman (2006-07)	152
10. Hosea Champine (1978-79)	150
Field Goals	No.
1. Karvel Anderson (2013-14)	248
2. Chipper Harris (1983-84)	233
3. Chipper Harris (1981-82)	232
Myron Walker (1991-92)	232
5. Chipper Harris (1982-83)	226
6. Vaughn Luton (1988-89)	215
7. Jeremy Chappell (2008-09)	213
8. Dachon Burke (2017-18)	210
9. Myron Walker (1993-94)	205
10. Rodney Pryor (2014-15)	201
Three-Point Field Goals	No.
1. Karvel Anderson (2013-14)	119
2. Scott Shepherd (1988-89)	93
3. Coron Williams (2011-12)	87
4. Karon Abraham (2009-10)	85
5. Maurice Carter (2002-03)	84
Jeremy Chappell (2008-09)	84
7. Karvel Anderson (2012-13)	82
8. Rodney Pryor (2014-15)	81
9. Aaron Thomas (2003-04)	78
10. Derek Coleman (2005-06)	74
Coron Williams (2012-13)	74

Career

Rebounds	No.
1. Lucky Jones (2011-15)	846
2. Anthony Dickens (1985-90)	751
Tony Lee (2004-08)	751
4. Russell Johnson (2008-13)	746
5. A.J. Jackson (2003-08)	685
6. Jeremy Chappell (2005-09)	681
7. Keith Jones (1995-99)	642
8. Skip Koskoski (1979-84)	608
9. Myron Walker (1990-94)	603
10. Aaron Thomas (2000-04)	584
Assists	No.
1. Forest Grant (1980-84)	555
2. Velton Jones (2008-13)	551
3. Kavon Stewart (2013-17)	503
4. Tony Lee (2004-08)	487
5. Wade Timmerman (1988-92)	484
6. Javier Smith (1994-98)	459
7. Anthony Myers-Pate (2010-14)	449
8. Derek Coleman (2003-07)	440
9. Chipper Harris (1980-84)	436
10. Andre Boyd (1987-91)	434
Steals	No.
1. Chipper Harris (1980-84)	450
2. Forest Grant (1980-84)	332
3. Tony Lee (2004-08)	275
4. Jeremy Chappell (2005-09)	266
5. Gene Nabors (1995-2000)	244
6. Velton Jones (2008-13)	220
7. Kavon Stewart (2013-17)	200
8. Matty McConnell (2015-)	196
9. Mark McCloud (1983-87)	187
10. Lucky Jones (2011-15)	171
Field Goals	No.
1. Chipper Harris (1980-84)	821
2. Myron Walker (1990-94)	741
3. Jeremy Chappell (2005-09)	710
4. Chaz McCrommon (2000-05)	627
5. Forest Grant (1980-84)	620
6. Tony Lee (2004-08)	555
7. A.J. Jackson (2003-08)	535
8. Lucky Jones (2011-15)	494
9. Keith Jones (1995-99)	489
10. Maurice Carter (2001-05)	470
Three-Point Field Goals	No.
1. Jeremy Chappell (2005-09)	243
2. Aaron Thomas (2000-04)	218
3. Maurice Carter (2001-05)	217
4. Bubba Donnelly (1991-95)	215
5. Coron Williams (2009-13)	210
6. Scott Shepherd (1988-91)	207
7. Derek Coleman (2003-07)	203
8. Karvel Anderson (2012-14)	201
9. Lucky Jones (2011-15)	196
10. Gene Nabors (1995-00)	161

NEC Tournament; % NIT

NCAA Tournament: 1982, 1983, 1989, 1990, 1992, 2009, 2010, 2015 • NIT: 2008, 2013, 2014 • CIT: 2012

Game-by-Game Comparison

[illegible]

Season / Career Highs

2018-19	CAREER	2018-19	CAREER
#0 - JOSH WILLIAMS (Sr., G, Akron, Ohio)		#12 - SAYVEON McEWEN (Jr., G, Paducah, Ky.)	
Pts: 49 vs. Mount Aloysius (11/14/18)	same	Pts: 7 vs. Mount Aloysius (11/14/18)	same
Reb: 6 vs. Mississippi Valley State (11/17/18)	6 (x3) vs. MVSU (Sr.) last	Reb: 1 (x2) @ Purdue (11/23/18) last	same
Ast: 3 (x3) vs. Mount Aloysius (11/14/18) last	5 vs. Ohio (Fr.)	Ast: 2 vs. Mount Aloysius (11/14/18)	same
Blk: 0	1 (x5) @ Western Michigan (So.) last	Blk: 0	same
Stl: 3 (x2) @ Missouri State (11/19/18)	3 (x2) @ Missouri State (Sr.) last	Stl: 2 vs. Mount Aloysius (11/14/18)	same
Min: 37 @ Canisius (12/5/18)	same	Min: 16 vs. Mount Aloysius (11/14/18)	same
#1 - JON WILLIAMS (So., G, Akron, Ohio)		#15 - YANNIS MENDY (Jr., F, Metting, France)	
Pts: 12 vs. Youngstown State (11/28/18)	15 @ Siena (Fr.)	Pts: 9 (x2) @ Canisius (12/5/18) last	same
Reb: 5 @ Missouri State (11/9/18)	5 (x2) @ Missouri State (So.) last	Reb: 5 vs. Mount Aloysius (11/14/18)	same
Ast: 8 @ Drexel (12/1/18)	8 (x2) @ Drexel (So.) last	Ast: 4 vs. Mount Aloysius (11/14/18)	same
Blk: 0	same	Blk: 0	same
Stl: 4 vs. Youngstown State (11/28/18)	same	Stl: 1 (x4) @ Drexel (12/1/18) last	same
Min: 34 (x2) vs. MVSU (11/17/18) last	38 (x3) @ LIU Brooklyn (Fr.) last	Min: 20 @ Drexel (12/1/18)	same
#2 - DAVID COLE (R-So., F, Corona, N.Y.)		#20 - CHARLES BAIN (So., F, Freeport, Bahamas)	
Pts: 3 vs. Mount Aloysius (11/14/18)	8 @ San Diego (R-Fr.)	Pts: 25 @ Missouri State (11/9/18)	same
Reb: 0	6 @ Mount St. Mary's (R-Fr.)	Reb: 7 (x2) vs. YSU (11/28/18) last	8 (x2) @ Mount St. Mary's (Fr.) last
Ast: 0	1 (x3) @ Sacred Heart (R-Fr.) last	Ast: 3 vs. Youngstown State (11/28/18)	same
Blk: 0	1 (x4) @ Mount St. Mary's (R-Fr.) last	Blk: 2 @ Missouri State (11/9/18)	2 @ Mount St. Mary's (Fr.)
Stl: 0	1 (x7) @ Mount St. Mary's (R-Fr.) last	Stl: 2 vs. MVSU (11/17/18)	2 (x4) vs. MVSU (So.) last
Min: 5 vs. Mount Aloysius (11/14/18)	22 (x2) @ Little Rock (R-Fr.) last	Min: 31 @ Missouri State (11/9/18)	same
#3 - DANTE TREACY (Fr., G, Orlando, Fla.)		#22 - CAMERON WILBON (Fr., G, Merrillville, Ind.)	
Pts: 6 @ Missouri State (11/9/18)	same	Pts: 8 @ USC (11/6/18)	same
Reb: 2 @ Purdue (11/23/18)	same	Reb: 4 @ Stetson (11/19/18)	same
Ast: 4 vs. Mount Aloysius (11/14/18)	same	Ast: 1 @ Stetson (11/19/18)	same
Blk: 0	same	Blk: 1 @ Purdue (11/23/18)	same
Stl: 1 (x2) vs. Youngstown State (11/28/18) last	same	Stl: 1 @ USC (11/6/18)	same
Min: 21 @ Purdue (11/23/18)	same	Min: 16 @ Stetson (11/23/18)	same
#5 - MALIK PETTEWAY (Sr., F, Waterbury, Conn.)		#23 - MATTY McCONNELL (Sr., G, Oakdale, Pa.)	
Pts: 26 vs. Mississippi Valley State (11/17/18)	same	Pts: 14 @ Drexel (12/1/18)	23 @ LIU Brooklyn (Jr.)
Reb: 11 vs. Mississippi Valley State (11/17/18)	14 @ Duquesne (Jr.)	Reb: 10 @ USC (11/6/18)	10 (x2) @ USC (Sr.) last
Ast: 1 (x2) vs. Youngstown State (11/28/18) last	1 (x4) vs. YSU (Sr.) last	Ast: 7 (x2) vs. Mount Aloysius (11/14/18) last	11 vs. Drexel (Jr.)
Blk: 2 @ Missouri State (11/9/18)	3 (x2) vs. Rider (Jr.) last	Blk: 1 (x3) @ Canisius (12/5/18) last	2 (x6) @ Mount (Jr.) last
Stl: 2 vs. Mount Aloysius (11/14/18)	3 (x2) @ Siena (Jr.) last	Stl: 4 @ Canisius (12/5/18)	6 vs. Mount St. Mary's (So.)
Min: 24 vs. MVSU (11/17/18)	26 (x2) @ Buffalo (Jr.) last	Min: 37 @ Drexel (12/1/18)	39 vs. St. Francis Brooklyn (Jr.)
#10 - KOBY THOMAS (So., F, Philadelphia, Pa.)		#24 - CHRIS COALMON (So., F, North Babylon, N.Y.)	
Pts: 16 @ USC (11/6/18)	22 @ Ohio State (Fr.)	Pts: 3 vs. Mount Aloysius (11/14/18)	9 (x4) @ Mount St. Mary's (Fr.) last
Pts: 10 (x2) @ MSU (11/9/18) last	12 @ Wagner (Fr.)	Reb: 2 vs. Mount Aloysius (11/14/18)	5 @ Sacred Heart (Fr.)
Ast: 3 @ Stetson (11/19/18)	4 vs. Saint Francis U (Fr.)	Ast: 1 vs. Mount Aloysius (11/14/18)	2 vs. Central Connecticut (Fr.)
Blk: 2 vs. Mississippi Valley State (11/17/18)	2 (x2) vs. MVSU (So.) last	Blk: 0	2 @ St. Francis Brooklyn (Fr.)
Stl: 1 (x3) @ Purdue (11/23/18) last	2 (x6) vs. CCSU (Fr.) last	Stl: 1 @ Purdue (11/23/18)	2 vs. Central Connecticut (Fr.)
Min: 30 (x2) @ Stetson (11/19/18) last	37 vs. Central Connecticut (Fr.)	Min: 9 vs. Mount Aloysius (11/14/18)	27 @ St. Francis Brooklyn (Fr.)
#11 - PHILMON GEBREWHIT (Fr., F, Boston, Mass.)			
Pts: 0	same		
Reb: 0	same		
Ast: 0	same		
Blk: 0	same		
Stl: 0	same		
Min: 0	same		

Toole Era High / Low Analysis

ROBERT MORRIS

Points	104	Mount Aloysius (2018-19)
Points (First Half)	51	Mount Aloysius (2018-19)
Points (Second Half)	60	Duquesne (2012-13)
Halftime Margin	+27	(51-24) Mount Aloysius (2018-19)
Win/Loss Margin	+53	(91-38) vs. Bryant (2010-11)
Rebounds	56	Fairleigh Dickinson (2012-13)
Rebound Margin	+29	(56-27) vs. Fairleigh Dickinson (2012-13)
Field Goals	36	@ Lafayette (2013-14)
FG Attempted	74	@ Clemson (2014-15)
FG Percentage	.633	(31-for-49), Toledo (2013-14)
3-Point Field Goals	22	Mount Aloysius (2018-19)
3-Point FG Attempted	43	Mount Aloysius (2018-19)
3-Point FG Pct.	.800	(8-for-10), @ St. Francis Brooklyn (2013-14)
Free Throws	31	@ Central Connecticut (2/18/17)
Free-Throws Attempted	45	Savannah State (2013-14)
Free-Throw Pct.	1.000	(14-for-14), Kentucky (2012-13)
Assists	26	Bryant (2010-11)
Turnovers	31	@ Ohio (2011-12)
Blocked Shots	8	Bryant (2012-13) & Duquesne (2014-15)
Steals	19	on two occasions
Personal Fouls	32	@ LIU Brooklyn (2011-12)

OPPONENT

Points	106	@ Cincinnati (2015-16)
Points (First Half)	53	@ North Carolina (2014-15)
Points (Second Half)	55	@ Cincinnati (2015-16)
Halftime Margin	+26	(51-25) @ Cincinnati (2015-16)
Win/Loss Margin	+62	(106-44) @ Cincinnati (2015-16)
Rebounds	59	@ Duquesne (2015-16)
Rebound Margin	+25	(43-18) @ Providence (2012-13)
Field Goals	40	@ Ohio State (2017-18)
FG Attempted	71	on four occasions (vs. St. Francis Brooklyn last)
FG Percentage	.630	(34-for-54) vs. Duke (2014-15)
3-Point Field Goals	16	@ James Madison (2011-12)
3-Point FG Attempted	34	@ James Madison (2011-12)
3-Point FG Pct.	.700	(7-for-10) Quinnipiac (2011-12)
Free Throws	34	on two occasions
FT Attempted	44	@ Cleveland State (2013-14)
FT Percentage	1.000	(13-for-13) LIU Brooklyn (2016-17)
Assists	32	@ Cincinnati (2015-16)
Turnovers	25	on five occasions
Blocked Shots	13	on two occasions
Steals	18	@ Cincinnati (2015-16)
Personal Fouls	32	Savannah State (2013-14)

INDIVIDUAL

Points	49	Josh Williams vs. Mount Aloysius (2018-19)
Rebounds	15	Russell Johnson @ St. Francis Brooklyn (2012-13)
Field Goals	16	Josh Williams vs. Mount Aloysius (2018-19)
FG Attempted	26	Josh Williams vs. Mount Aloysius (2018-19)
FG Pct. (min. 5 made)	1.000	(10-for-10) Karvel Anderson vs. Ohio (2012-13)
3-Point Field Goals	15	Josh Williams vs. Mount Aloysius (2018-19)
3-Point FG Attempts	25	Josh Williams vs. Mount Aloysius (2018-19)
3-Point FG Pct. (min. 3 made)	1.000	(8-for-8) Karvel Anderson vs. Ohio (2012-13)
Free Throws	15	Velton Jones @ James Madison (2011-12)
FT Attempts	19	Velton Jones @ James Madison (2011-12)
FT Pct. (min. 3 made)	1.000	(13-for-13) Lucky Jones vs. SFU (2012-13)
Assists	11	Two players, two occasions
Blocked Shots	6	Elijah Minnie @ Bryant (2015-16)
Steals	7	Kavon Stewart vs. Bryant (2014-15)

LOW

39	@ Virginia (2016-17)
13	vs. Mount St. Mary's (2015-16)
19	@ Cincinnati (2015-16)
-30	(13-43) vs. Mount St. Mary's (2015-16)
-62	(44-106) @ Cincinnati (2015-16)
18	@ Providence (2012-13)
-25	(18-43) @ Providence (2012-13)
11	@ Virginia (2016-17)
39	vs. Ohio (2012-13)
.223	(13-for-57) @ Kansas State (2016-17)
0	vs. La Salle (2011-12) & @ Wagner (2015-16)
6	vs. La Salle (2011-12)
	vs. St. Francis Brooklyn (2016-17)
.000	on two occasions
2	vs. Central Connecticut (2014-15)
2	vs. Central Connecticut (2014-15)
.364	(4-for-11) @ Pittsburgh (2010-11)
4	@ Chattanooga (2014-15)
2	@ Bryant (2010-11)
0	on 27 occasions
1	vs. Ohio (2011-12)
6	vs. Central Connecticut (2014-15)

LOW

30	Saint Peter's (2010-11)
13	Saint Peter's (2010-11)
17	Saint Peter's (2010-11)
-27	(24-51) Mount Aloysius (2018-19)
-53	(38-91) Bryant (2010-11)
17	Monmouth (2011-12)
-29	(27-56) Fairleigh Dickinson (2012-13)
6	Saint Peter's (2010-11)
34	Monmouth (2010-11)
.167	(6-for-36) vs. Saint Peter's (2010-11)
0	@ Campbell (2012-13)
6	@ Campbell (2012-13)
.000	(0-for-6) @ Campbell (2012-13)
0	vs. Central Connecticut (2014-15)
0	vs. Central Connecticut (2014-15)
.250	(2-for-8) St. Francis Brooklyn (2013-14)
4	on two occasions
3	@ Youngstown State (2013-14)
0	on 13 occasions
0	on two occasions
8	vs. Duke (2014-15), @ Air Force (2015-16)

OPPONENT

38	James Johnson @ Quinnipiac (2010-11)
18	Brandon Peel @ Central Connecticut (1/10/15)
18	Tevin Falzon @ Sacred Heart (2/19/15)
12	James Johnson @ Quinnipiac (2010-11)
12	Kyle Vinales, Central Conn. State (2012-13)
24	Lonnie Hayes, Fairleigh Dickinson (2010-11)
1.000	(5-for-5) John Flowers @ West Virginia (2010-11)
8	Four players, four occasions
	Ben Millaud-Meunier @ SFU (2015-16) last
17	Max Hooper, Oakland (2015-16)
.875	(7-for-8) Julius Brown @ Toledo (2014-15)
18	Julian Stover, Mount Aloysius (2018-19)
19	Julian Stover, Mount Aloysius (2018-19)
1.000	(13-for-13), Stephan Jiggetts vs. FDU (2016-17)
15	Jerell Thompson @ Sacred Heart (2010-11)
7	Four players, four occasions
	Tyodus Verhoeven @ Duquesne (2017-18) last
6	Junior Robinson @ Mount St. Mary's (2014-15)

2018-19 High / Low Analysis

ROBERT MORRIS

Points
Points (First Half)
Points (Second Half)
Halftime Margin
Win/Loss Margin
Rebounds
Rebound Margin
Field Goals
Field Goals Attempted
Field Goal Percentage
Three-Point Field Goals
Three-Point Field Goals Attempted
Three-Point Field Goal Percentage
Free Throws
Free-Throws Attempted
Free-Throw Percentage
Assists
Turnovers
Blocked Shots
Steals
Personal Fouls

OPPONENT

Points
Points (First Half)
Points (Second Half)
Halftime Margin
Win/Loss Margin
Rebounds
Rebound Margin
Field Goals
Field Goals Attempted
Field Goal Percentage
Three-Point Field Goals
Three-Point Field Goals Attempted
Three-Point Field Goal Percentage
Free Throws
Free-Throws Attempted
Free-Throw Percentage
Assists
Turnovers
Blocked Shots
Steals
Personal Fouls

INDIVIDUAL

Points
Points (First Half)
Points (Second Half)
Rebounds
Field Goals
Field Goals Attempted
Field Goal Percentage (min. 5 made)
Three-Point Field Goals
Three-Point Field Goals Attempted
Three-Point Field Goal Pct. (min. 3 made)
Free Throws
Free-Throws Attempted
Free-Throw Percentage (min. 3 made)
Assists
Blocked Shots
Steals

HIGH

104 vs. Mount Aloysius
51 vs. Mount Aloysius
53 vs. Mount Aloysius
+28 (51-23) vs. Mount Aloysius
+47 (104-57) vs. Mount Aloysius
41 vs. Mississippi Valley State
+8 (41-33) vs. Mississippi Valley State
31 vs. Mount Aloysius
61 @ Missouri State, vs. Mount Aloysius
.542 (26-for-48) @ Stetson
22 vs. Mount Aloysius
43 vs. Mount Aloysius
.512 (22-for-43) vs. Mount Aloysius
22 @ Canisius
31 @ Canisius
.833 (20-for-24) vs. Mount Aloysius
25 vs. Mount Aloysius
20 @ Missouri State
5 @ Missouri State
13 vs. Mount Aloysius
25 @ Missouri State

HIGH

84 @ Purdue
44 @ Purdue
40 @ Purdue & @ Drexel
+21 (44-23) @ Purdue
+38 (84-46) @ Purdue
43 @ Purdue & @ Drexel
+16 (43-27) @ Purdue
30 @ USC & @ Stetson
63 @ Stetson
.526 (30-for-56) @ USC
12 @ Purdue
27 @ Purdue
.538 (7-for-13) @ USC
23 vs. Missouri State
28 vs. Missouri State
.947 (18-for-19) vs. Mount Aloysius
18 @ Purdue
25 vs. Mount Aloysius
9 @ Purdue
9 @ Purdue
25 @ Stetson

ROBERT MORRIS

49 Josh Williams vs. Mount Aloysius
23 Josh Williams vs. Mount Aloysius
26 Josh Williams vs. Mount Aloysius
11 Malik Petteway vs. Mississippi Valley State
16 Josh Williams vs. Mount Aloysius
26 Josh Williams vs. Mount Aloysius
.909 (10-for-11) Petteway vs. Mississippi Valley State
15 Josh Williams vs. Mount Aloysius
25 Josh Williams vs. Mount Aloysius
.600 (15-for-25) Josh Williams vs. Mount Aloysius
8 Two players, two occasions
11 Koby Thomas @ Stetson
1.000 (8-for-8) Josh Williams @ Canisius
8 Jon Williams @ Drexel
2 Three players, four occasions
4 Two players, two occasions

LOW

46 @ Purdue
23 @ Purdue
23 @ Purdue
-21 (23-44) @ Purdue
-38 (46-84) @ Purdue
25 @ Stetson
-17 (26-43) @ Drexel
17 @ Purdue & @ Canisius
48 @ Stetson
.311 (19-for-61) @ Missouri State
4 @ Purdue
16 @ Purdue
.167 (5-for-30) @ USC
6 @ Drexel
10 @ Purdue
.650 (13-for-20) @ Missouri State
8 @ Purdue & @ Canisius
7 vs. Youngstown State
1 vs. Mount Aloysius & @ Stetson
6 on three occasions
15 @ Stetson & vs. Youngstown State

LOW

56 vs. Youngstown State
24 vs. Mount Aloysius
25 vs. Youngstown State
- 27 (24-51) vs. Mount Aloysius
- 47 (57-104) vs. Mount Aloysius
31 vs. Mount Aloysius
- 8 (33-41) vs. Mississippi Valley State
18 vs. Mount Aloysius
47 @ Canisius
.322 (19-for-59) vs. Mississippi Valley State
3 vs. Mount Aloysius & Mississippi Valley State
13 @ USC
.167 (3-for-18) vs. Mississippi Valley State
5 vs. Youngstown State
8 @ Stetson
.500 (5-for-10) vs. Youngstown State
7 vs. Youngstown State
11 vs. Mississippi Valley State
0 vs. Mount Aloysius & Mississippi Valley State
2 vs. Youngstown State
15 @ USC

OPPONENT

26 Julian Stover vs. Mount Aloysius
18 Kendale Hampton vs. Youngstown State
15 Julian Stover vs. Mount Aloysius
16 Nick Rakocovic @ USC
8 Shaquuan Aaron @ USC
19 Two players, two occasions
.857 (6-for-7) Kevin Porter, Jr. @ USC
7 Kendale Hampton vs. Youngstown State
12 Kendale Hampton vs. Youngstown State
.750 (3-for-4) Shaquuan Aaron @ USC
18 Julian Stover vs. Mount Aloysius
19 Julian Stover vs. Mount Aloysius
1.000 (8-for-8) Josh Webster @ Missouri State
6 Two players, two occasions
4 Nick Rakocovic @ USC
4 Carsen Edwards @ Purdue

Robert Morris Historical Tidbits

In The Beginning - Robert Morris was the first institution to jump directly from the junior college ranks to NCAA Division I. RMU played basketball at the junior college level for 13 seasons from 1963 to 1976, posting a record of **287-58 (.832)** under head coach **Gus Krop**. Krop led the Colonials to a record of 30-1 (.968) in 1968-69 in its sixth season as a junior college program, with its only loss a 79-76 setback to Paducah (Ky.) in the national title game. In his time leading Robert Morris, Krop coached nine All-Americans and also recruited Earl Cureton, a native of Detroit, Mich., who played one season with the Colonials when it was a junior college program (1975-76) as well as the first season of Division I basketball in 1976-77.

The Entire History - The 2018-19 campaign marks the **56th** season of intercollegiate basketball at Robert Morris. The Colonials compiled an overall record of **287-58 (.832)** in 13 years as a junior college program from 1963 to 1976 and since moving to Division I with the 1976-77 campaign have posted an overall record of **615-643 (.489)**. Combined, Robert Morris posted a record of **816-610 (.572)** over its first **50** years as an intercollegiate program from 1963 to 2013. In honor of 50 years of intercollegiate basketball, Robert Morris enshrined the 1981-82 Colonials, the first squad to qualify for the NCAA Tournament, into the RMU Athletic Hall of Fame Feb. 15, 2014.

The First Superstar - Don Mackey (1963-65) was the only player in junior college history to score over **1,000** points in his two seasons with the program. A native of Homestead, Pa., Mackey finished his two years with the Colonials by scoring **1,034** points, and his **43** points in a 125-111 win over Walsh Jan. 30, 1965, stood for over **53** years as the most points scored in a game by a player in a Robert Morris uniform. He went on to finish his collegiate career at Gannon University and was inducted into the RMU Athletic Hall of Fame Oct. 9, 2010. Mackey is one of nine members of the RMU Athletic Hall of Fame from the junior college ranks, which also includes former All-Americans Perry Johnson (1969), Cleveland Edwards (1969) and Ron Hightower (1971 and 1972).

The Twirl - Arguably the best basketball player in school history, in his one season at the Division I level in a Robert Morris uniform **Earl "The Twirl" Cureton (1975-77)** averaged **17.2** points and **10.5** rebounds per game in 1976-77. Cureton still owns Robert Morris single-season records for rebounds (**274**) and rebounding average and is the only player in the program's Division I history to average a double-double. He transferred to the University of Detroit to continue his Division I career and was drafted by the Philadelphia 76ers in the third round of the 1979 NBA Draft. He went on to play 12 seasons in the NBA, earning a pair of championship rings, one with the 76ers in 1983 and the other with the Houston Rockets in 1994.

Charter Member - Robert Morris played independently as a Division I program for five seasons before becoming a charter member of the ECAC Metro Conference in 1981, which changed its name to the Northeast Conference in 1988. The Colonials have won **eight** NEC Tournament titles, the most in league history, and have also appeared in the NCAA Tournament **eight** times. Robert Morris has won back-to-back NEC Tournament titles on **three** occasions, including the first two championships in 1981 and 1982. RMU also claimed back-to-back NEC Tournament titles in 1989 and 1990 and again in 2009 and 2010.

Dynamic Duo - Led by guards **Chipper Harris (1980-84)** and **Forest "Bay" Grant (1980-84)**, Robert Morris claimed the first two ECAC Metro Conference Tournament championships in 1981 and 1982. In four seasons, Harris and Grant combined for career totals of **3,434** points, **869** rebounds, **991** assists and **782** steals. Harris scored **1,940** points and still owns the Robert Morris career record for steals (**450**), while Grant is the program's all-time leader in assists (**555**) and scored **1,494** points. The pair helped the ECAC Metro Conference garner its first victory in the NCAA Tournament, as the Colonials upended Georgia Southern, 64-54, in a play-in game at the University of Dayton in Dayton, Ohio, in the 1983 NCAA Tournament.


Walk On The Ocean - Former guard **Myron Walker (1990-94)** continued RMU's lineage of stellar guards when he arrived on the scene in the fall of 1990 and was a key part of a 1991-92 squad that claimed the program's fifth NEC Tournament championship and berth in the NCAA Tournament. In his second year with the program, Walker scored 614 points en route to being named the 1992 NEC Player of the Year, the first sophomore in league history to earn the honor. Walker went on to become the program's all-time leading scorer with **1,965** points and also owns the single-season record for scoring average (**20.1** ppg as a senior in 1993-94) and career marks for 20-point scoring games (**47**) and scoring average (**18.7** ppg).

Keep On Rockin ... Robert Morris closed out an **eight-game** road trip to open its 2017-18 season @ Siena (12/2/17), and the Times Union Center became the **15th** arena that the Colonials have played in that has also featured a concert by Pearl Jam since the band's formation in 1990. Also included is John Paul Jones Arena (Charlottesville, Va.), PPG Paints Arena (Pittsburgh, Pa.), the Pan American Center (Las Cruces, N.M.), Time Warner Cable Arena (Charlotte, N.C.), The L.A. Sports Arena (Los Angeles, Calif.), the Verizon Center (Washington, D.C.), the FedExForum (Memphis, Tenn.), Rupp Arena (Lexington, Ky.), the Palace at Auburn Hills (Detroit, Mich.), the Prudential Center (Newark, N.J.), Savage Arena (Toledo, Ohio), the Wolstein Center (Cleveland, Ohio), the Bryce Jordan Center (State College, Pa.) and A.J. Palumbo Center (Pittsburgh, Pa.).

Who Was Robert Morris?

Robert Morris, Jr. (January 20, 1734 – May 8, 1806) was a Liverpool-born American merchant and signer of the Declaration of Independence, the Articles of Confederation and the United States Constitution. He was elected to the Pennsylvania Assembly, became the Chairman of the Pennsylvania Committee of Safety and was chosen as a delegate to the Second Continental Congress, where he served as chairman of the "Secret Committee of Trade" and as a member of the Committee of Correspondence. From 1781 to 1784, he served as the powerful Superintendent of Finance, managing the economy of the fledgling United States. As the central civilian in the government, Morris was, next to General George Washington, "the most powerful man in America." His successful administration led to the sobriquet, "Financier of the Revolution." He was one of Pennsylvania's original pair of U.S. senators, serving from 1789 to 1795. A look at his legacy:

- A portrait of Morris appeared on U.S. \$1000 notes from 1862 to 1863
- Morris and Roger Sherman were the only two people to sign all three significant founding documents of the United States, the Declaration of Independence, the Articles of Confederation, and the U.S. Constitution.
- The dollar sign ("\$") was in common use among private merchants during the middle of the 18th century. It referred to the two columns draped with scrolls on the Spanish milled dollar, which predated the U.S. Dollar. Morris was the first to use that symbol in official documents.



The UPMC Events Center



Robert Morris University announced Thursday, Jan. 19, 2017, the construction of the UPMC Events Center, a 140,000-square foot complex for the Colonials NCAA Division I basketball and volleyball teams, which will play in Peoples Court. The UPMC Events Center is the main part of a \$50 million project that also includes a student recreation and fitness center on RMU's Moon Township campus.

The project is funded largely through individual donations and corporate sponsorships, including sponsorships from UPMC, Peoples, Eat'n Park Hospitality Group, PJ Dick and PNC. The project also has received a grant through the Pennsylvania Redevelopment Assistance Capital Program.

In addition to the 4,000-plus-seat Peoples Court, a practice court, locker rooms, a strength and conditioning center, offices for athletics, concessions and a souvenir shop, the UPMC Events Center will feature 11,000 square feet of conference and meeting space for campus events and outside organizations. Plans call for the center to open in 2019.

"With a new venue of this quality and size, RMU cements its status as a university on the rise," said RMU President Chris Howard. "Not only is it a significant regional asset, it's a facility worthy of the success for our athletics programs and reflective of our status as a nationally ranked university. This is a great day for the Colonial Nation."

"UPMC is thrilled to be a leading partner with Robert Morris University in this exciting endeavor that will provide long-lasting health and wellness benefits to not only the RMU community but also to people and businesses in this entire region. We applaud and share RMU's commitment to provide our communities with nothing less than world-class care and facilities," said Jeffrey Romoff, president and CEO of UPMC.

As part of a broader strategic collaboration with RMU, UPMC became the exclusive provider of sports medicine to the university's 16 NCAA Division I sports programs, and the UPMC Health Plan will administer the university's employees' health insurance benefits. UPMC already provides health care to RMU students at UPMC MyHealth@School, an on-campus health and wellness center that opened in the fall of 2016.

"With this partnership, UPMC supports RMU's leading role in the continued development of the Airport Corridor and this region. We look forward to making the UPMC Events Center a crown jewel for RMU and for Pittsburgh and western Pennsylvania," said Romoff.

The UPMC Events Center will bring the Airport Corridor an attractive new venue for public speakers, conventions, expos, concerts, graduation ceremonies and other family entertainment options. It also will host the university's annual convocation and commencement ceremonies, which have outgrown their current location.

All three teams that will play at Peoples Court - men's and women's basketball and women's volleyball - have won the Northeast Conference title and advanced to the NCAA tournament within the last four years.

"RMU is a special place that for a lot folks in this region, including many alumni who attended the old downtown campus without ever setting foot on this beautiful campus in Moon," said Morgan O'Brien '82 M'85, president and CEO of Peoples and a member of the RMU Board of Trustees. "This events center will create reasons for people from all over the region to see just how special this campus is. And this collaboration with UPMC will make RMU a place students from all over will want to attend."

The university's plans call for the UPMC Events Center to replace the Charles L. Sewall Center, a venue more than 30 years old. While construction is underway, the men's basketball team will play its home games at PPG Paints Arena in downtown Pittsburgh as well as the A.J. Palumbo Center on the campus of Duquesne University.

RMU has constructed a two-story student recreation and fitness center at the North Athletic Complex, which opened in the fall of 2017. The center features two indoor intramural basketball courts, a fully-equipped weight room and cardio room, two additional rooms for Pilates and other exercise training, plus men's and women's locker rooms, all for general student use.

"The new UPMC Events Center, together with the student recreation and fitness center, will literally be a 'game-changer' for not only the athletic department but for the university as a whole," said former RMU Director of Athletics Director Craig Coleman, M.D. "It will be a clear sign to the intercollegiate athletics world that RMU does indeed mean business."

The UPMC Events Center is the latest initiative to provide students with a living and learning environment worthy of their expectations and of RMU's growing stature as a national, doctoral-level university. Scaife Hall, formally dedicated last spring for the School of Nursing and Health Sciences, is the third new academic building opened on campus in the last five years.



Schedule & Results

Overall: 4-5



NEC: 0-0				Home: 3-0	Road: 1-5	Neutral: 0-0	
Date	All (NEC)	RMU/OPP	W/L	Opponent	High Scorer	High Rebounder	Assists
Nov. 6	0-1	62-83	L	@ USC \$	20 - Josh Williams	10 - McConnell, Thomas	7 - McConnell
Nov. 10	0-2	60-74	L	@ Missouri State \$	25 - Bain	10 - Thomas	5 - McConnell
Nov. 14	1-2	104-57	W	Mount Aloysius	49 - Josh Williams	6 - Petteway	7 - McConnell
Nov. 17	2-2	68-59	W	Mississippi Valley State \$	26 - Petteway	11 - Petteway	7 - Jon Williams
Nov. 19	3-2	81-72	W	@ Stetson \$	18 - Josh Williams	7 - Thomas	5 - McConnell
Nov. 23	3-3	46-84	L	@ Purdue	10 - Petteway	6 - Bain	3 - Jon Williams
Nov. 28	4-3	76-56	W	Youngstown State	16 - Petteway	7 - Bain	4 - Two tied
Dec. 1	4-4	69-82	L	@ Drexel	15 - Josh Williams	5 - Josh Williams	8 - Jon Williams
Dec. 5	4-5	62-68	L	@ Canisius	17 - Josh Williams	8 - Petteway	3 - Two tied
Dec. 8				Siena			
Dec. 15				@ Rider			
Dec. 21				@ Louisville			
Dec. 29				Hood			
Jan. 3				Fairleigh Dickinson *			
Jan. 5				Mount St. Mary's *			
Jan. 10				@ St. Francis Brooklyn *			
Jan. 12				@ LIU Brooklyn *			
Jan. 19				@ Bryant *			
Jan. 21				@ Central Connecticut *			
Jan. 24				Sacred Heart *			
Jan. 26				Wagner *			
Jan. 31				Saint Francis U *			
Feb. 2				@ Fairleigh Dickinson *			
Feb. 7				Bryant *			
Feb. 9				Central Connecticut *			
Feb. 14				@ Mount St. Mary's *			
Feb. 16				@ Saint Francis U *			
Feb. 21				LIU Brooklyn *			
Feb. 23				St. Francis Brooklyn *			
Feb. 28				@ Sacred Heart *			
March 2				@ Wagner *			
March 6				NEC Quarterfinals			
March 9				NEC Semifinals			
March 12				NEC Final			

All home games played at the North Athletic Complex

\$ 2018 National College Basketball Hall of Fame Classic powered by Shottracker

* Northeast Conference (NEC) game

NEC Tournament

Margins of Victory

Margin	1	2	3	4	5	6	7	8	9	10	11	12	13	14	15	16	17	18	19	20	21	22	23	24	25	26	27	28	29	30+
Won By ...									2											1										1
Lost By ...						1							1	1							1									1

Home Margin

Largest Win +57 (104-57) vs. Mount Aloysius (11/14/18)

Largest Loss

Road Margin

Largest Win +9 (81-72) @ Stetson (11/19/18)

Largest Loss - 38 (46-84) @ Purdue (11/23/18)

Largest Lead

First Half +29 (51-22) vs. Mount Aloysius (11/14/18)

Second Half +57 (104-57) vs. Mount Aloysius (11/14/18)

Largest Deficit

First Half - 23 (17-40) @ Purdue (11/23/18)

Second Half - 43 (41-81) @ Purdue (11/23/18)

Largest Deficit Overcome

-10 19-29 4:11 (1st) @ Canisius (12/5/18)

-8 20-28 6:22 (1st) @ Stetson (11/19/18)

-7 11-18 10:38 (1st) @ USC (11/6/18)

Largest Second-Half Deficit Overcome

-5 35-40 18:18 (2nd) @ USC (11/6/18)

Largest Lead Lost

+8 9-1 16:51 (1st) @ Drexel (12/1/18)

+7 17-10 11:38 (1st) @ Canisius (12/5/18)

+4 53-49 12:17 (2nd) @ USC (11/6/18)

Largest Second-Half Lead Lost

+4 53-49 12:17 (2nd) @ USC (11/6/18)

2018-19 RMU Basketball

NEC Champions: 1982, 1983, 1989, 1990, 1992, 2009, 2010, 2015



Official Basketball Box Score -- Game Totals -- Final Statistics

Robert Morris vs Canisius

12/05/18 7:00 p.m. at Buffalo, N.Y./Koessler Athletic Center



Robert Morris 62 • 4-5

##	Player		Total	3-Ptr	Rebounds			PF	TP	A	TO	Blk	Stl	Min
			FG-FGA	FG-FGA	FT-FTA	Off	Def	Tot						
15	MENDY, Yannis	f	4-5	0-0	1-1	1	2	3	5	9	1	0	0	14
20	BAIN, Charles	f	2-9	2-5	6-6	1	1	2	2	12	0	2	1	19
00	WILLIAMS, Josh	g	3-12	3-8	8-8	3	2	5	5	17	0	3	0	37
01	WILLIAMS, Jon	g	1-4	1-4	0-0	0	1	1	1	3	3	3	0	32
23	McCONNELL, Matty	g	2-4	0-1	1-3	0	3	3	5	5	3	1	1	28
03	TREACY, Dante		0-0	0-0	0-0	0	0	0	1	0	0	3	0	8
05	PETTEWAY, Malik		0-5	0-0	5-10	4	4	8	2	5	0	2	1	22
10	THOMAS, Koby		4-10	0-1	0-0	0	5	5	1	8	0	0	0	24
12	McEWEN, Sayveon		0-1	0-1	1-2	0	1	1	0	1	0	0	0	6
22	WILBON, Cameron		1-1	0-0	0-1	0	1	1	1	2	1	0	0	10
Team						1	1	2			1			
Totals			17-51	6-20	22-31	10	21	31	23	62	8	15	3	200

FG % 1st Half: 8-25 32.0% 2nd half: 9-26 34.6% Game: 17-51 33.3%
 3FG % 1st Half: 3-11 27.3% 2nd half: 3-9 33.3% Game: 6-20 30.0%
 FT % 1st Half: 6-8 75.0% 2nd half: 16-23 69.6% Game: 22-31 71.0%

Deadball
Rebounds
3

Canisius 68 • 2-6

##	Player		Total	3-Ptr	Rebounds			PF	TP	A	TO	Blk	Stl	Min
			FG-FGA	FG-FGA	FT-FTA	Off	Def	Tot						
04	White, Jalanni	f	4-10	0-1	0-0	2	1	3	3	8	1	1	1	26
21	Hitchon, Scott	f	3-5	0-1	7-8	1	1	2	3	13	1	3	1	30
01	Johnson, Malik	g	1-3	1-2	3-4	0	6	6	3	6	0	4	0	32
13	Reese, Isaiah	g	5-8	0-2	0-2	0	12	12	4	10	7	4	0	32
15	Molson, Takal	g	4-10	1-4	5-7	1	2	3	2	14	1	4	0	29
03	Henderson, Jordan		2-2	1-1	0-0	0	0	0	2	5	1	0	0	14
10	Sanks, Jonathan		2-3	1-2	1-2	0	3	3	2	6	0	0	0	15
22	Faulkner, Jibreel		2-6	0-1	0-0	2	0	2	1	4	0	0	0	15
23	St. Louis, Dantai		0-0	0-0	2-2	1	2	3	3	2	0	3	0	7
Team						0	3	3						
Totals			23-47	4-14	18-25	7	30	37	23	68	11	19	2	200

FG % 1st Half: 14-26 53.8% 2nd half: 9-21 42.9% Game: 23-47 48.9%
 3FG % 1st Half: 1-6 16.7% 2nd half: 3-8 37.5% Game: 4-14 28.6%
 FT % 1st Half: 2-2 100.0 2nd half: 16-23 69.6% Game: 18-25 72.0%

Deadball
Rebounds
3

Officials: Michael Nardone, Phil Sallustio Jr., Ron Tyburski

Technical fouls: Robert Morris-None. Canisius-None.

Attendance: 884

Score by periods	1st	2nd	Total
Robert Morris	25	37	62
Canisius	31	37	68

	In	Off	2nd	Fast	
Points	Paint	T/O	Chance	Break	Bench
RMU	20	16	8	15	16
CAN	34	20	8	14	17

Last FG - RMU 2nd-01:14, CAN 2nd-03:25.

Largest lead - RMU by 7 1st-11:38, CAN by 10 1st-04:11.

RMU led for 12:02. CAN led for 24:29. Game was tied for 03:29.

Score tied - 4 times.

Lead changed - 11 times.



Official Basketball Box Score -- Game Totals -- Final Statistics
Robert Morris vs Drexel
12/01/18 2:00 p.m. at Philadelphia, Pa. / The DAC



Robert Morris 69 • 4-4

##	Player		Total	3-Ptr	FT-FTA	Rebounds			PF	TP	A	TO	Blk	Stl	Min
			FG-FGA	FG-FGA		Off	Def	Tot							
15	MENDY, Yannis	f	4-6	0-0	0-0	1	0	1	2	8	1	0	0	1	20
20	BAIN, Charles	f	6-10	1-5	1-2	1	2	3	0	14	0	1	0	1	22
00	WILLIAMS, Josh	g	6-15	3-7	0-2	2	3	5	4	15	2	4	0	1	32
01	WILLIAMS, Jon	g	1-6	0-2	2-2	0	1	1	4	4	8	1	0	2	29
23	McCONNELL, Matty	g	5-11	2-5	2-3	2	2	4	3	14	4	0	1	1	37
03	TREACY, Dante		2-2	0-0	0-0	0	0	0	3	4	0	2	0	0	14
05	PETTEWAY, Malik		1-4	0-0	0-0	0	2	2	3	2	0	1	2	2	16
10	THOMAS, Koby		3-10	1-2	1-3	0	0	0	1	8	0	3	0	0	20
12	McEWEN, Sayveon		0-0	0-0	0-0	0	1	1	2	0	0	0	0	0	7
22	WILBON, Cameron		0-0	0-0	0-0	0	0	0	1	0	0	0	0	0	3
Team						3	6	9							
Totals			28-64	7-21	6-12	9	17	26	23	69	15	12	3	8	200

FG % 1st Half: 13-32 40.6% 2nd half: 15-32 46.9% Game: 28-64 43.8%
 3FG % 1st Half: 5-10 50.0% 2nd half: 2-11 18.2% Game: 7-21 33.3%
 FT % 1st Half: 3-6 50.0% 2nd half: 3-6 50.0% Game: 6-12 50.0%

Deadball
Rebounds
3,2

Drexel 82 • 4-4

##	Player		Total	3-Ptr	FT-FTA	Rebounds			PF	TP	A	TO	Blk	Stl	Min
			FG-FGA	FG-FGA		Off	Def	Tot							
30	Alihan Demir	f	6-15	1-2	4-4	2	5	7	2	17	3	4	3	1	35
51	James Butler	f	5-7	0-0	1-2	4	3	7	3	11	0	1	1	0	19
03	Troy Harper	g	3-10	1-3	7-8	0	4	4	1	14	4	2	0	0	32
11	Camren Wynter	g	4-7	2-2	1-1	0	4	4	3	11	4	3	0	1	28
23	Trevor John	g	4-8	3-6	2-2	1	6	7	3	13	2	1	1	0	38
00	Coletrane Washingto		0-4	0-4	0-0	0	0	0	0	0	0	0	0	0	10
02	Jarvis Doles		1-2	1-2	0-0	0	1	1	1	3	0	1	0	0	5
13	Tim Perry, Jr.		3-3	0-0	1-1	1	5	6	4	7	0	0	0	0	21
15	Matey Juric		1-2	0-0	4-4	1	2	3	1	6	3	1	0	1	12
Team						4	0	4							
Totals			27-58	8-19	20-22	13	30	43	18	82	16	13	5	3	200

FG % 1st Half: 15-30 50.0% 2nd half: 12-28 42.9% Game: 27-58 46.6%
 3FG % 1st Half: 1-7 14.3% 2nd half: 7-12 58.3% Game: 8-19 42.1%
 FT % 1st Half: 11-12 91.7% 2nd half: 9-10 90.0% Game: 20-22 90.9%

Deadball
Rebounds
1

Officials: Ryan Sassano, Steven Perry Jr., Anthony Franklin
 Technical fouls: Robert Morris-None. Drexel-None.
 Attendance: 1481

Score by periods	1st	2nd	Total
Robert Morris	34	35	69
Drexel	42	40	82

	In	Off	2nd	Fast	
Points	Paint	T/O	Chance	Break	Bench
RMU	38	22	9	13	14
DREXEL	30	14	14	12	16

Last FG - RMU 2nd-00:10, DREXEL 2nd-04:24.
 Largest lead - RMU by 8 1st-16:51, DREXEL by 19 2nd-03:36.
 RMU led for 12:11. DREXEL led for 26:38. Game was tied for 01:11.

Score tied - 3 times.
 Lead changed - 1 time.



Robert Morris 2018-19 Basketball
Robert Morris Combined Team Statistics (as of Dec 05, 2018)
All games



RECORD:	OVERALL	HOME	AWAY	NEUTRAL
ALL GAMES	4-5	3-0	1-5	0-0
CONFERENCE	0-0	0-0	0-0	0-0
NON-CONFERENCE	4-5	3-0	1-5	0-0

#	Player	gp-gs	min	avg	Total		3-Point		F-Throw		Rebounds				pf	dq	a	to	blk	stl	pts	avg
					fg-fga	fg%	3fg-fga	3fg%	ft-fa	ft%	off	def	tot	avg								
00	WILLIAMS, Josh	9-9	285	31.7	47-109	.431	39-83	.470	19-23	.826	9	21	30	3.3	25	1	15	16	0	10	152	16.9
05	PETTEWAY, Malik	9-0	165	18.3	35-63	.556	0-0	.000	26-36	.722	16	29	45	5.0	22	0	2	10	8	8	96	10.7
10	THOMAS, Koby	9-0	210	23.3	33-84	.393	2-13	.154	10-19	.526	11	38	49	5.4	15	0	5	12	5	4	78	8.7
20	BAIN, Charles	9-9	183	20.3	24-65	.369	9-32	.281	20-25	.800	9	29	38	4.2	19	0	5	15	4	6	77	8.6
23	McCONNELL, Matty	9-9	277	30.8	24-71	.338	13-41	.317	12-17	.706	11	30	41	4.6	21	1	39	15	3	21	73	8.1
01	WILLIAMS, Jon	9-9	274	30.4	14-47	.298	12-40	.300	15-16	.938	5	15	20	2.2	23	2	39	23	1	12	55	6.1
15	MENDY, Yannis	9-9	133	14.8	18-34	.529	0-0	.000	6-9	.667	12	7	19	2.1	26	1	7	8	0	4	42	4.7
02	COLE, David	1-0	5	5.0	0-0	.000	0-0	.000	3-4	.750	0	0	0	0.0	1	0	0	0	0	0	3	3.0
22	WILBON, Cameron	8-0	67	8.4	8-16	.500	0-2	.000	4-7	.571	3	7	10	1.3	10	0	2	4	1	1	20	2.5
12	McEWEN, Sayveon	7-0	50	7.1	3-11	.273	2-7	.286	5-8	.625	0	4	4	0.6	6	0	2	2	0	3	13	1.9
03	TREACY, Dante	9-0	130	14.4	5-16	.313	2-7	.286	2-4	.500	2	3	5	0.6	17	0	15	12	0	2	14	1.6
24	COALMON, Chris	4-0	21	5.3	1-3	.333	1-3	.333	2-2	1.000	1	1	2	0.5	0	0	1	2	0	1	5	1.3
Team											8	14	22				3					
Total.....		9	1800		212-519	.408	80-228	.351	124-170	.729	87	198	285	31.7	185	5	132	122	22	72	628	69.8
Opponents.....		9	1800		216-496	.435	59-180	.328	144-185	.778	95	242	337	37.4	177	-	113	148	27	50	635	70.6

TEAM STATISTICS	RMU	OPP
SCORING	628	635
Points per game	69.8	70.6
Scoring margin	-0.8	-
FIELD GOALS-ATT	212-519	216-496
Field goal pct	.408	.435
3 POINT FG-ATT	80-228	59-180
3-point FG pct	.351	.328
3-pt FG made per game	8.9	6.6
FREE THROWS-ATT	124-170	144-185
Free throw pct	.729	.778
F-Throws made per game	13.8	16.0
REBOUNDS	285	337
Rebounds per game	31.7	37.4
Rebounding margin	-5.8	-
ASSISTS	132	113
Assists per game	14.7	12.6
TURNOVERS	122	148
Turnovers per game	13.6	16.4
Turnover margin	+2.9	-
Assist/turnover ratio	1.1	0.8
STEALS	72	50
Steals per game	8.0	5.6
BLOCKS	22	27
Blocks per game	2.4	3.0
ATTENDANCE	3048	23218
Home games-Avg/Game	3-1016	6-3870
Neutral site-Avg/Game	-	0-0

Date	Opponent		Score	Att.
\$ 11/06/18	at Southern California	L	62-83	2502
\$ 11/09/18	at Missouri State	L	60-74	5038
11/14/18	MOUNT ALOYSIUS	w	104-57	1016
\$ 11/17/18	MISSISSIPPI VALLEY STATE	w	68-59	1016
\$ 11/19/18	at Stetson	w	81-72	454
11/23/18	at Purdue	L	46-84	12859
11/28/18	YOUNGSTOWN STATE	w	76-56	1016
12/01/18	at Drexel	L	69-82	1481
12/05/18	at Canisius	L	62-68	884

\$ = National College Basketball Hall of Fame Classic

* = Northeast Conference game

Score by Periods	1st	2nd	Totals
Robert Morris	304	324	628
Opponents	309	326	635



Robert Morris 2018-19 Basketball

Robert Morris Combined Team Statistics (as of Nov 28, 2018)

Home games



RECORD:	OVERALL	HOME	AWAY	NEUTRAL
ALL GAMES	3-0	3-0	0-0	0-0
CONFERENCE	0-0	0-0	0-0	0-0
NON-CONFERENCE	3-0	3-0	0-0	0-0

#	Player	gp-gs	min	avg	Total		3-Point		F-Throw		Rebounds						a	to	blk	stl	pts	avg
					fg-fga	fg%	3fg-fga	3fg%	ft-fa	ft%	off	def	tot	avg	pf	dq						
00	WILLIAMS, Josh	3-3	94	31.3	23-43	.535	22-40	.550	6-7	.857	2	9	11	3.7	5	0	5	1	0	4	74	24.7
05	PETTEWAY, Malik	3-0	56	18.7	18-27	.667	0-0	.000	15-19	.789	6	17	23	7.7	7	0	1	2	1	3	51	17.0
23	McCONNELL, Matty	3-3	92	30.7	9-24	.375	4-12	.333	7-9	.778	4	8	12	4.0	7	0	14	4	1	8	29	9.7
10	THOMAS, Koby	3-0	60	20.0	11-22	.500	1-2	.500	1-3	.333	4	9	13	4.3	3	0	0	1	2	0	24	8.0
01	WILLIAMS, Jon	3-3	93	31.0	7-15	.467	6-14	.429	3-4	.750	0	9	9	3.0	9	1	16	7	1	6	23	7.7
15	MENDY, Yannis	3-3	53	17.7	6-13	.462	0-0	.000	3-4	.750	7	4	11	3.7	7	0	5	4	0	1	15	5.0
20	BAIN, Charles	3-3	57	19.0	3-11	.273	2-6	.333	6-8	.750	2	15	17	5.7	7	0	4	6	1	4	14	4.7
24	COALMON, Chris	1-0	9	9.0	1-2	.500	1-2	.500	0-0	.000	1	1	2	2.0	0	0	1	2	0	0	3	3.0
02	COLE, David	1-0	5	5.0	0-0	.000	0-0	.000	3-4	.750	0	0	0	0.0	1	0	0	0	0	0	3	3.0
12	McEWEN, Sayveon	3-0	30	10.0	2-8	.250	2-5	.400	3-4	.750	0	1	1	0.3	2	0	2	2	0	2	9	3.0
03	TREACY, Dante	3-0	48	16.0	1-6	.167	1-4	.250	0-0	.000	1	1	2	0.7	6	0	10	1	0	1	3	1.0
22	WILBON, Cameron	2-0	3	1.5	0-0	.000	0-0	.000	0-0	.000	0	1	1	0.5	2	0	0	0	0	0	0	0.0
Team											3	4	7					1				
Total.....		3	600		81-171	.474	39-85	.459	47-62	.758	30	79	109	36.3	56	1	58	31	6	29	248	82.7
Opponents.....		3	600		57-164	.348	17-66	.258	41-54	.759	35	69	104	34.7	63	-	23	54	2	12	172	57.3

TEAM STATISTICS	RMU	OPP
SCORING	248	172
Points per game	82.7	57.3
Scoring margin	+25.3	-
FIELD GOALS-ATT	81-171	57-164
Field goal pct	.474	.348
3 POINT FG-ATT	39-85	17-66
3-point FG pct	.459	.258
3-pt FG made per game	13.0	5.7
FREE THROWS-ATT	47-62	41-54
Free throw pct	.758	.759
F-Throws made per game	15.7	13.7
REBOUNDS	109	104
Rebounds per game	36.3	34.7
Rebounding margin	+1.7	-
ASSISTS	58	23
Assists per game	19.3	7.7
TURNOVERS	31	54
Turnovers per game	10.3	18.0
Turnover margin	+7.7	-
Assist/turnover ratio	1.9	0.4
STEALS	29	12
Steals per game	9.7	4.0
BLOCKS	6	2
Blocks per game	2.0	0.7
ATTENDANCE	3048	0
Home games-Avg/Game	3-1016	0-0
Neutral site-Avg/Game	-	0-0

Date	Opponent		Score	Att.
11/14/18	MOUNT ALOYSIUS	w	104-57	1016
\$ 11/17/18	MISSISSIPPI VALLEY STATE	w	68-59	1016
11/28/18	YOUNGSTOWN STATE	w	76-56	1016

\$ = National College Basketball Hall of Fame Classic

* = Northeast Conference game

Score by Periods	1st	2nd	Totals
Robert Morris	120	128	248
Opponents	86	86	172



Robert Morris 2018-19 Basketball

Robert Morris Combined Team Statistics (as of Dec 05, 2018)

Away games



RECORD:	OVERALL	HOME	AWAY	NEUTRAL
ALL GAMES	1-5	0-0	1-5	0-0
CONFERENCE	0-0	0-0	0-0	0-0
NON-CONFERENCE	1-5	0-0	1-5	0-0

#	Player	gp-gs	min	avg	Total		3-Point		F-Throw		Rebounds				pf	dq	a	to	blk	stl	pts	avg
					fg-fga	fg%	3fg-fga	3fg%	ft-fa	ft%	off	def	tot	avg								
00	WILLIAMS, Josh	6-6	191	31.8	24-66	.364	17-43	.395	13-16	.813	7	12	19	3.2	20	1	10	15	0	6	78	13.0
20	BAIN, Charles	6-6	126	21.0	21-54	.389	7-26	.269	14-17	.824	7	14	21	3.5	12	0	1	9	3	2	63	10.5
10	THOMAS, Koby	6-0	150	25.0	22-62	.355	1-11	.091	9-16	.563	7	29	36	6.0	12	0	5	11	3	4	54	9.0
05	PETTEWAY, Malik	6-0	109	18.2	17-36	.472	0-0	.000	11-17	.647	10	12	22	3.7	15	0	1	8	7	5	45	7.5
23	McCONNELL, Matty	6-6	185	30.8	15-47	.319	9-29	.310	5-8	.625	7	22	29	4.8	14	1	25	11	2	13	44	7.3
01	WILLIAMS, Jon	6-6	181	30.2	7-32	.219	6-26	.231	12-12	1.000	5	6	11	1.8	14	1	23	16	0	6	32	5.3
15	MENDY, Yannis	6-6	80	13.3	12-21	.571	0-0	.000	3-5	.600	5	3	8	1.3	19	1	2	4	0	3	27	4.5
22	WILBON, Cameron	6-0	64	10.7	8-16	.500	0-2	.000	4-7	.571	3	6	9	1.5	8	0	2	4	1	1	20	3.3
03	TREACY, Dante	6-0	82	13.7	4-10	.400	1-3	.333	2-4	.500	1	2	3	0.5	11	0	5	11	0	1	11	1.8
12	McEWEN, Sayveon	4-0	20	5.0	1-3	.333	0-2	.000	2-4	.500	0	3	3	0.8	4	0	0	0	0	1	4	1.0
24	COALMON, Chris	3-0	12	4.0	0-1	.000	0-1	.000	2-2	1.000	0	0	0	0.0	0	0	0	0	0	1	2	0.7
Team											5	10	15					2				
Total.....		6	1200		131-348	.376	41-143	.287	77-108	.713	57	119	176	29.3	129	4	74	91	16	43	380	63.3
Opponents.....		6	1200		159-332	.479	42-114	.368	103-131	.786	60	173	233	38.8	114	-	90	94	25	38	463	77.2

TEAM STATISTICS	RMU	OPP
SCORING	380	463
Points per game	63.3	77.2
Scoring margin	-13.8	-
FIELD GOALS-ATT	131-348	159-332
Field goal pct	.376	.479
3 POINT FG-ATT	41-143	42-114
3-point FG pct	.287	.368
3-pt FG made per game	6.8	7.0
FREE THROWS-ATT	77-108	103-131
Free throw pct	.713	.786
F-Throws made per game	12.8	17.2
REBOUNDS	176	233
Rebounds per game	29.3	38.8
Rebounding margin	-9.5	-
ASSISTS	74	90
Assists per game	12.3	15.0
TURNOVERS	91	94
Turnovers per game	15.2	15.7
Turnover margin	+0.5	-
Assist/turnover ratio	0.8	1.0
STEALS	43	38
Steals per game	7.2	6.3
BLOCKS	16	25
Blocks per game	2.7	4.2
ATTENDANCE	0	23218
Home games-Avg/Game	0-0	6-3870
Neutral site-Avg/Game	-	0-0

Date	Opponent		Score	Att.
\$ 11/06/18	at Southern California	L	62-83	2502
\$ 11/09/18	at Missouri State	L	60-74	5038
\$ 11/19/18	at Stetson	W	81-72	454
11/23/18	at Purdue	L	46-84	12859
12/01/18	at Drexel	L	69-82	1481
12/05/18	at Canisius	L	62-68	884

\$ = National College Basketball Hall of Fame Classic

* = Northeast Conference game

Score by Periods	1st	2nd	Totals
Robert Morris	184	196	380
Opponents	223	240	463



Robert Morris 2018-19 Basketball
Robert Morris Team Game-by-Game (as of Dec 05, 2018)
All games



TEAM STATISTICS

Opponent	Date	Score		Total		3-Pointers		Free throws		Rebounds											
				fg-fga	pct	3fg-fga	pct	ft-fa	pct	off	def	tot	avg	pf	a	t/o	blk	stl	pts	avg	
at Southern California	11/06/18	62-83	L	24-70	.343	5-30	.167	9-11	.818	11	20	31	31.0	23	16	11	2	6	62	62.0	
at Missouri State	11/09/18	60-74	L	19-61	.311	9-34	.265	13-20	.650	12	24	36	33.5	25	14	20	5	8	60	61.0	
MOUNT ALOYSIUS	11/14/18	104-57	W	31-61	.508	22-43	.512	20-24	.833	11	20	31	32.7	20	25	9	1	13	104	75.3	
MISSISSIPPI VALLEY STA	11/17/18	68-59	W	25-53	.472	8-23	.348	10-14	.714	10	31	41	34.8	21	17	15	3	6	68	73.5	
at Stetson	11/19/18	81-72	W	26-48	.542	10-22	.455	19-24	.792	7	18	25	32.8	15	13	16	1	7	81	75.0	
at Purdue	11/23/18	46-84	L	17-54	.315	4-16	.250	8-10	.800	8	19	27	31.8	20	8	17	2	6	46	70.2	
YOUNGSTOWN STATE	11/28/18	76-56	W	25-57	.439	9-19	.474	17-24	.708	9	28	37	32.6	15	16	7	2	10	76	71.0	
at Drexel	12/01/18	69-82	L	28-64	.438	7-21	.333	6-12	.500	9	17	26	31.8	23	15	12	3	8	69	70.8	
at Canisius	12/05/18	62-68	L	17-51	.333	6-20	.300	22-31	.710	10	21	31	31.7	23	8	15	3	8	62	69.8	
Robert Morris		628		212-519	.408	80-228	.351	124-170	.729	87	198	285	31.7	185	132	122	22	72	628	69.8	
Opponents		635		216-496	.435	59-180	.328	144-185	.778	95	242	337	37.4	177	113	148	27	50	635	70.6	

Games played: 9
Points/game: 69.8
FG Pct: 40.8
3FG Pct: 35.1
FT Pct: 72.9

Rebounds/game: 31.7
Assists/game: 14.7
Turnovers/game: 13.6
Assist/turnover ratio: 1.1
Steals/game: 8.0
Blocks/game: 2.4



Robert Morris 2018-19 Basketball
Robert Morris Opponent Game-by-Game (as of Dec 05, 2018)
All games



OPPONENT STATISTICS

Opponent	Date	Score		Total		3-Pointers		Free throws		Rebounds											
				fg-fga	pct	3fg-fga	pct	ft-fa	pct	off	def	tot	avg	pf	a	t/o	blk	stl	pts	avg	
at Southern California	11/06/18	62-83	L	30-57	.526	7-13	.538	16-25	.640	8	34	42	42.0	15	16	15	5	5	83	83.0	
at Missouri State	11/09/18	60-74	L	23-49	.469	5-17	.294	23-28	.821	4	31	35	38.5	18	12	17	3	8	74	78.5	
MOUNT ALOYSIUS	11/14/18	104-57	W	18-48	.375	3-14	.214	18-19	.947	10	21	31	36.0	21	8	25	0	3	57	71.3	
MISSISSIPPI VALLEY STA	11/17/18	68-59	W	19-59	.322	3-18	.167	18-25	.720	12	21	33	35.2	19	8	11	0	7	59	68.2	
at Stetson	11/19/18	81-72	W	30-63	.476	6-24	.250	6-8	.750	14	19	33	34.8	25	17	17	1	6	72	69.0	
at Purdue	11/23/18	46-84	L	26-58	.448	12-27	.444	20-23	.870	14	29	43	36.2	15	18	13	9	9	84	71.5	
YOUNGSTOWN STATE	11/28/18	76-56	W	20-57	.351	11-34	.324	5-10	.500	13	27	40	36.7	23	7	18	2	2	56	69.3	
at Drexel	12/01/18	69-82	L	27-58	.466	8-19	.421	20-22	.909	13	30	43	37.5	18	16	13	5	3	82	70.9	
at Canisius	12/05/18	62-68	L	23-47	.489	4-14	.286	18-25	.720	7	30	37	37.4	23	11	19	2	7	68	70.6	
Opponents		635		216-496	.435	59-180	.328	144-185	.778	95	242	337	37.4	177	113	148	27	50	635	70.6	
Robert Morris		628		212-519	.408	80-228	.351	124-170	.729	87	198	285	31.7	185	132	122	22	72	628	69.8	

Games played: 9
Points/game: 70.6
FG Pct: 43.5
3FG Pct: 32.8
FT Pct: 77.8

Rebounds/game: 37.4
Assists/game: 12.6
Turnovers/game: 16.4
Assist/turnover ratio: 0.8
Steals/game: 5.6
Blocks/game: 3.0



Robert Morris 2018-19 Basketball
Robert Morris Points-Rebounds-Assists (as of Dec 05, 2018)
All games



Opponent	Date	Score		00 WILLIAMS,J	01 WILLIAMS,J	02 COLE,DAVID	03 TREACY,DAN	05 PETTEWAY,M	10 THOMAS,KOB	12 MCEWEN,SAY
at Southern California	11/06/18	62-83	L	20-3-3	5-1-4	DNP	0-0-0	8-1-0	16-10-2	DNP
at Missouri State	11/09/18	60-74	L	0-2-3	11-5-4	DNP	6-1-1	3-5-1	4-10-0	0-0-0
MOUNT ALOYSIUS	11/14/18	104-57	W	49-3-2	6-1-5	3-0-0	0-1-4	9-6-0	4-5-0	7-1-2
MISSISSIPPI VALLEY STAT	11/17/18	68-59	W	13-6-2	5-4-7	DNP	3-0-3	26-11-0	10-6-0	0-0-0
at Stetson	11/19/18	81-72	W	18-0-2	9-1-1	DNP	1-0-2	17-3-0	16-7-3	DNP
at Purdue	11/23/18	46-84	L	8-4-0	0-2-3	DNP	0-2-2	10-3-0	2-4-0	3-1-0
YOUNGSTOWN STATE	11/28/18	76-56	W	12-2-1	12-4-4	DNP	0-1-3	16-6-1	10-2-0	2-0-0
at Drexel	12/01/18	69-82	L	15-5-2	4-1-8	DNP	4-0-0	2-2-0	8-0-0	0-1-0
at Canisius	12/05/18	62-68	L	17-5-0	3-1-3	DNP	0-0-0	5-8-0	8-5-0	1-1-0

Opponent	Date	Score		15 MENDY,YANN	20 BAIN,CHARL	22 WILBON,CAM	23 MCCONNELL,	24 COALMON,CH
at Southern California	11/06/18	62-83	L	0-2-0	5-2-0	8-2-0	0-10-7	0-0-0
at Missouri State	11/09/18	60-74	L	1-0-0	25-5-0	2-0-0	6-6-5	2-0-0
MOUNT ALOYSIUS	11/14/18	104-57	W	6-5-4	5-3-0	DNP	12-3-7	3-2-1
MISSISSIPPI VALLEY STAT	11/17/18	68-59	W	0-2-1	6-7-1	0-0-0	5-4-3	DNP
at Stetson	11/19/18	81-72	W	4-2-0	0-3-0	4-4-1	12-4-4	DNP
at Purdue	11/23/18	46-84	L	5-0-0	7-6-1	4-2-0	7-2-2	0-0-0
YOUNGSTOWN STATE	11/28/18	76-56	W	9-4-0	3-7-3	0-1-0	12-5-4	DNP
at Drexel	12/01/18	69-82	L	8-1-1	14-3-0	0-0-0	14-4-4	DNP
at Canisius	12/05/18	62-68	L	9-3-1	12-2-0	2-1-1	5-3-3	DNP



Robert Morris 2018-19 Basketball
Robert Morris Game-by-Game Highs (as of Dec 05, 2018)
All games



Opponent	Date	Score	Points	Rebounds	Assists	Steals	Blocked shots
at Southern California	11/06/18	62-83	20-WILLIAMS, Josh	10-THOMAS, Koby McCONNELL, Matty	7-McCONNELL, Matt	2-McCONNELL, Matt	1-THOMAS, Koby PETTEWAY, Malik
at Missouri State	11/09/18	60-74	25-BAIN, Charles	10-THOMAS, Koby	5-McCONNELL, Matt	3-WILLIAMS, Josh McCONNELL, Matty	2-PETTEWAY, Malik BAIN, Charles
MOUNT ALOYSIUS	11/14/18	104-57	49-WILLIAMS, Josh	6-PETTEWAY, Malik	7-McCONNELL, Matt	3-McCONNELL, Matt	1-PETTEWAY, Malik
MISSISSIPPI VALLEY STAT	11/17/18	68-59	26-PETTEWAY, Malik	11-PETTEWAY, Malik	7-WILLIAMS, Jon	3-McCONNELL, Matt	2-THOMAS, Koby
at Stetson	11/19/18	81-72	18-WILLIAMS, Josh	7-THOMAS, Koby	4-McCONNELL, Matt	3-McCONNELL, Matt	1-PETTEWAY, Malik
at Purdue	11/23/18	46-84	10-PETTEWAY, Malik	6-BAIN, Charles	3-WILLIAMS, Jon	2-WILLIAMS, Josh	1-THOMAS, Koby WILBON, Cameron
YOUNGSTOWN STATE	11/28/18	76-56	16-PETTEWAY, Malik	7-BAIN, Charles	4-WILLIAMS, Jon McCONNELL, Matty	4-WILLIAMS, Jon	1-BAIN, Charles WILLIAMS, Jon
at Drexel	12/01/18	69-82	15-WILLIAMS, Josh	5-WILLIAMS, Josh	8-WILLIAMS, Jon	2-PETTEWAY, Malik WILLIAMS, Jon	2-PETTEWAY, Malik
at Canisius	12/05/18	62-68	17-WILLIAMS, Josh	8-PETTEWAY, Malik	3-WILLIAMS, Jon McCONNELL, Matty	4-McCONNELL, Matt	1-PETTEWAY, Malik BAIN, Charles McCONNELL, Matty



Robert Morris 2018-19 Basketball
Robert Morris Individual Game-by-Game (as of Dec 05, 2018)
All games



#00 WILLIAMS, Josh

Opponent	Date	gs	min	Total		3-Pointers		Free throws		Rebounds				pf	a	t/o	blk	stl	pts	avg
				fg-fga	pct	3fg-fga	pct	ft-fa	pct	off	def	tot	avg							
at Southern California	11/06/18	*	34	7-17	.412	4-12	.333	2-2	1.000	2	1	3	3.0	3	3	1	0	0	20	20.0
at Missouri State	11/09/18	*	24	0-5	.000	0-3	.000	0-0	.000	0	2	2	2.5	4	3	2	0	3	0	10.0
MOUNT ALOYSIUS	11/14/18	*	31	16-26	.615	15-25	.600	2-2	1.000	0	3	3	2.7	1	2	1	0	2	49	23.0
MISSISSIPPI VALLEY STA	11/17/18	*	34	4-8	.500	4-8	.500	1-2	.500	2	4	6	3.5	3	2	0	0	1	13	20.5
at Stetson	11/19/18	*	30	6-10	.600	5-9	.556	1-2	.500	0	0	0	2.8	1	2	1	0	0	18	20.0
at Purdue	11/23/18	*	34	2-7	.286	2-4	.500	2-2	1.000	0	4	4	3.0	3	0	4	0	2	8	18.0
YOUNGSTOWN STATE	11/28/18	*	29	3-9	.333	3-7	.429	3-3	1.000	0	2	2	2.9	1	1	0	0	1	12	17.1
at Drexel	12/01/18	*	32	6-15	.400	3-7	.429	0-2	.000	2	3	5	3.1	4	2	4	0	1	15	16.9
at Canisius	12/05/18	*	37	3-12	.250	3-8	.375	8-8	1.000	3	2	5	3.3	5	0	3	0	0	17	16.9
Totals		9	285	47-109	.431	39-83	.470	19-23	.826	9	21	30	3.3	25	15	16	0	10	152	16.9

Games played: 9
Minutes/game: 31.7
Points/game: 16.9
FG Pct: 43.1
3FG Pct: 47.0
FT Pct: 82.6

Rebounds/game: 3.3
Assists/game: 1.7
Turnovers/game: 1.8
Assist/turnover ratio: 0.9
Steals/game: 1.1

#01 WILLIAMS, Jon

Opponent	Date	gs	min	Total		3-Pointers		Free throws		Rebounds				pf	a	t/o	blk	stl	pts	avg
				fg-fga	pct	3fg-fga	pct	ft-fa	pct	off	def	tot	avg							
at Southern California	11/06/18	*	33	1-9	.111	1-8	.125	2-2	1.000	1	0	1	1.0	1	4	0	0	1	5	5.0
at Missouri State	11/09/18	*	34	3-8	.375	3-8	.375	2-2	1.000	1	4	5	3.0	5	4	1	0	1	11	8.0
MOUNT ALOYSIUS	11/14/18	*	26	2-4	.500	2-4	.500	0-0	.000	0	1	1	2.3	5	5	1	0	2	6	7.3
MISSISSIPPI VALLEY STA	11/17/18	*	34	2-5	.400	1-4	.250	0-0	.000	0	4	4	2.8	3	7	4	0	0	5	6.8
at Stetson	11/19/18	*	29	1-2	.500	1-2	.500	6-6	1.000	1	0	1	2.4	3	1	9	0	1	9	7.2
at Purdue	11/23/18	*	24	0-3	.000	0-2	.000	0-0	.000	2	0	2	2.3	0	3	2	0	0	0	6.0
YOUNGSTOWN STATE	11/28/18	*	33	3-6	.500	3-6	.500	3-4	.750	0	4	4	2.6	1	4	2	1	4	12	6.9
at Drexel	12/01/18	*	29	1-6	.167	0-2	.000	2-2	1.000	0	1	1	2.4	4	8	1	0	2	4	6.5
at Canisius	12/05/18	*	32	1-4	.250	1-4	.250	0-0	.000	0	1	1	2.2	1	3	3	0	1	3	6.1
Totals		9	274	14-47	.298	12-40	.300	15-16	.938	5	15	20	2.2	23	39	23	1	12	55	6.1

Games played: 9
Minutes/game: 30.4
Points/game: 6.1
FG Pct: 29.8
3FG Pct: 30.0
FT Pct: 93.8

Rebounds/game: 2.2
Assists/game: 4.3
Turnovers/game: 2.6
Assist/turnover ratio: 1.7
Steals/game: 1.3
Blocks/game: 0.1

#02 COLE, David

Opponent	Date	gs	min	Total		3-Pointers		Free throws		Rebounds				pf	a	t/o	blk	stl	pts	avg
				fg-fga	pct	3fg-fga	pct	ft-fa	pct	off	def	tot	avg							
MOUNT ALOYSIUS	11/14/18		5	0-0	.000	0-0	.000	3-4	.750	0	0	0	0.0	1	0	0	0	0	3	3.0
Totals			0	0-0	.000	0-0	.000	3-4	.750	0	0	0	0.0	1	0	0	0	0	3	3.0

Games played: 1
Minutes/game: 5.0
Points/game: 3.0
FT Pct: 75.0



Robert Morris 2018-19 Basketball
Robert Morris Individual Game-by-Game (as of Dec 05, 2018)
All games



#03 TREACY, Dante

Opponent	Date	gs	min	Total		3-Pointers		Free throws		Rebounds				pf	a	t/o	blk	stl	pts	avg
				fg-fga	pct	3fg-fga	pct	ft-fa	pct	off	def	tot	avg							
at Southern California	11/06/18		7	0-0	.000	0-0	.000	0-0	.000	0	0	0	0.0	2	0	0	0	0	0	0.0
at Missouri State	11/09/18		17	2-4	.500	1-2	.500	1-2	.500	0	1	1	0.5	0	1	3	0	0	6	3.0
MOUNT ALOYSIUS	11/14/18		20	0-0	.000	0-0	.000	0-0	.000	1	0	1	0.7	2	4	0	0	0	0	2.0
MISSISSIPPI VALLEY STA	11/17/18		16	1-4	.250	1-4	.250	0-0	.000	0	0	0	0.5	3	3	1	0	0	3	2.3
at Stetson	11/19/18		15	0-0	.000	0-0	.000	1-2	.500	0	0	0	0.4	2	2	1	0	0	1	2.0
at Purdue	11/23/18		21	0-4	.000	0-1	.000	0-0	.000	1	1	2	0.7	3	2	2	0	1	0	1.7
YOUNGSTOWN STATE	11/28/18		12	0-2	.000	0-0	.000	0-0	.000	0	1	1	0.7	1	3	0	0	1	0	1.4
at Drexel	12/01/18		14	2-2	1.000	0-0	.000	0-0	.000	0	0	0	0.6	3	0	2	0	0	4	1.8
at Canisius	12/05/18		8	0-0	.000	0-0	.000	0-0	.000	0	0	0	0.6	1	0	3	0	0	0	1.6
Totals		0	130	5-16	.313	2-7	.286	2-4	.500	2	3	5	0.6	17	15	12	0	2	14	1.6

Games played: 9
Minutes/game: 14.4
Points/game: 1.6
FG Pct: 31.3
3FG Pct: 28.6
FT Pct: 50.0

Rebounds/game: 0.6
Assists/game: 1.7
Turnovers/game: 1.3
Assist/turnover ratio: 1.3
Steals/game: 0.2

#05 PETTEWAY, Malik

Opponent	Date	gs	min	Total		3-Pointers		Free throws		Rebounds				pf	a	t/o	blk	stl	pts	avg
				fg-fga	pct	3fg-fga	pct	ft-fa	pct	off	def	tot	avg							
at Southern California	11/06/18		19	4-7	.571	0-0	.000	0-0	.000	1	0	1	1.0	4	0	0	1	0	8	8.0
at Missouri State	11/09/18		13	1-1	1.000	0-0	.000	1-2	.500	3	2	5	3.0	0	1	2	2	0	3	5.5
MOUNT ALOYSIUS	11/14/18		13	2-4	.500	0-0	.000	5-6	.833	1	5	6	4.0	3	0	0	1	2	9	6.7
MISSISSIPPI VALLEY STA	11/17/18		24	10-11	.909	0-0	.000	6-6	1.000	3	8	11	5.8	4	0	2	0	0	26	11.5
at Stetson	11/19/18		21	7-11	.636	0-0	.000	3-3	1.000	0	3	3	5.2	2	0	1	1	2	17	12.6
at Purdue	11/23/18		18	4-8	.500	0-0	.000	2-2	1.000	2	1	3	4.8	4	0	2	0	0	10	12.2
YOUNGSTOWN STATE	11/28/18		19	6-12	.500	0-0	.000	4-7	.571	2	4	6	5.0	0	1	0	0	1	16	12.7
at Drexel	12/01/18		16	1-4	.250	0-0	.000	0-0	.000	0	2	2	4.6	3	0	1	2	2	2	11.4
at Canisius	12/05/18		22	0-5	.000	0-0	.000	5-10	.500	4	4	8	5.0	2	0	2	1	1	5	10.7
Totals		0	165	35-63	.556	0-0	.000	26-36	.722	16	29	45	5.0	22	2	10	8	8	96	10.7

Games played: 9
Minutes/game: 18.3
Points/game: 10.7
FG Pct: 55.6
FT Pct: 72.2

Rebounds/game: 5.0
Assists/game: 0.2
Turnovers/game: 1.1
Assist/turnover ratio: 0.2
Steals/game: 0.9
Blocks/game: 0.9

#10 THOMAS, Koby

Opponent	Date	gs	min	Total		3-Pointers		Free throws		Rebounds				pf	a	t/o	blk	stl	pts	avg
				fg-fga	pct	3fg-fga	pct	ft-fa	pct	off	def	tot	avg							
at Southern California	11/06/18		30	8-17	.471	0-1	.000	0-0	.000	3	7	10	10.0	2	2	3	1	1	16	16.0
at Missouri State	11/09/18		24	2-12	.167	0-5	.000	0-2	.000	2	8	10	10.0	4	0	2	1	1	4	10.0
MOUNT ALOYSIUS	11/14/18		17	2-6	.333	0-1	.000	0-0	.000	3	2	5	8.3	0	0	0	0	0	4	8.0
MISSISSIPPI VALLEY STA	11/17/18		22	5-9	.556	0-0	.000	0-1	.000	1	5	6	7.8	2	0	1	2	0	10	8.5
at Stetson	11/19/18		30	4-7	.571	0-1	.000	8-11	.727	1	6	7	7.6	1	3	3	0	0	16	10.0
at Purdue	11/23/18		22	1-6	.167	0-1	.000	0-0	.000	1	3	4	7.0	3	0	0	1	1	2	8.7
YOUNGSTOWN STATE	11/28/18		21	4-7	.571	1-1	1.000	1-2	.500	0	2	2	6.3	1	0	0	0	0	10	8.9
at Drexel	12/01/18		20	3-10	.300	1-2	.500	1-3	.333	0	0	0	5.5	1	0	3	0	0	8	8.8
at Canisius	12/05/18		24	4-10	.400	0-1	.000	0-0	.000	0	5	5	5.4	1	0	0	0	1	8	8.7
Totals		0	210	33-84	.393	2-13	.154	10-19	.526	11	38	49	5.4	15	5	12	5	4	78	8.7

Games played: 9
Minutes/game: 23.3
Points/game: 8.7
FG Pct: 39.3
3FG Pct: 15.4
FT Pct: 52.6

Rebounds/game: 5.4
Assists/game: 0.6
Turnovers/game: 1.3
Assist/turnover ratio: 0.4
Steals/game: 0.4
Blocks/game: 0.6



Robert Morris 2018-19 Basketball
Robert Morris Individual Game-by-Game (as of Dec 05, 2018)
All games



#12 McEWEN, Sayveon

Opponent	Date	gs	min	Total		3-Pointers		Free throws		Rebounds				pf	a	t/o	blk	stl	pts	avg
				fg-fga	pct	3fg-fga	pct	ft-fa	pct	off	def	tot	avg							
at Missouri State	11/09/18		4	0-1	.000	0-1	.000	0-0	.000	0	0	0	0.0	2	0	0	0	0	0	0.0
MOUNT ALOYSIUS	11/14/18		16	2-6	.333	2-4	.500	1-2	.500	0	1	1	0.5	0	2	1	0	2	7	3.5
MISSISSIPPI VALLEY STA	11/17/18		5	0-1	.000	0-1	.000	0-0	.000	0	0	0	0.3	0	0	1	0	0	0	2.3
at Purdue	11/23/18		3	1-1	1.000	0-0	.000	1-2	.500	0	1	1	0.5	0	0	0	0	0	3	2.5
YOUNGSTOWN STATE	11/28/18		9	0-1	.000	0-0	.000	2-2	1.000	0	0	0	0.4	2	0	0	0	0	2	2.4
at Drexel	12/01/18		7	0-0	.000	0-0	.000	0-0	.000	0	1	1	0.5	2	0	0	0	0	0	2.0
at Canisius	12/05/18		6	0-1	.000	0-1	.000	1-2	.500	0	1	1	0.6	0	0	0	0	1	1	1.9
Totals		0	50	3-11	.273	2-7	.286	5-8	.625	0	4	4	0.6	6	2	2	0	3	13	1.9

Games played: 7
Minutes/game: 7.1
Points/game: 1.9
FG Pct: 27.3
3FG Pct: 28.6
FT Pct: 62.5

Rebounds/game: 0.6
Assists/game: 0.3
Turnovers/game: 0.3
Assist/turnover ratio: 1.0
Steals/game: 0.4

#15 MENDY, Yannis

Opponent	Date	gs	min	Total		3-Pointers		Free throws		Rebounds				pf	a	t/o	blk	stl	pts	avg
				fg-fga	pct	3fg-fga	pct	ft-fa	pct	off	def	tot	avg							
at Southern California	11/06/18	*	12	0-2	.000	0-0	.000	0-0	.000	2	0	2	2.0	4	0	2	0	1	0	0.0
at Missouri State	11/09/18	*	6	0-0	.000	0-0	.000	1-2	.500	0	0	0	1.0	3	0	2	0	0	1	0.5
MOUNT ALOYSIUS	11/14/18	*	19	2-3	.667	0-0	.000	2-2	1.000	2	3	5	2.3	3	4	2	0	1	6	2.3
MISSISSIPPI VALLEY STA	11/17/18	*	16	0-2	.000	0-0	.000	0-0	.000	2	0	2	2.3	2	1	2	0	0	0	1.8
at Stetson	11/19/18	*	12	2-3	.667	0-0	.000	0-0	.000	1	1	2	2.2	1	0	0	0	1	4	2.2
at Purdue	11/23/18	*	16	2-5	.400	0-0	.000	1-2	.500	0	0	0	1.8	4	0	0	0	0	5	2.7
YOUNGSTOWN STATE	11/28/18	*	18	4-8	.500	0-0	.000	1-2	.500	3	1	4	2.1	2	0	0	0	0	9	3.6
at Drexel	12/01/18	*	20	4-6	.667	0-0	.000	0-0	.000	1	0	1	2.0	2	1	0	0	1	8	4.1
at Canisius	12/05/18	*	14	4-5	.800	0-0	.000	1-1	1.000	1	2	3	2.1	5	1	0	0	0	9	4.7
Totals		9	133	18-34	.529	0-0	.000	6-9	.667	12	7	19	2.1	26	7	8	0	4	42	4.7

Games played: 9
Minutes/game: 14.8
Points/game: 4.7
FG Pct: 52.9
FT Pct: 66.7

Rebounds/game: 2.1
Assists/game: 0.8
Turnovers/game: 0.9
Assist/turnover ratio: 0.9
Steals/game: 0.4

#20 BAIN, Charles

Opponent	Date	gs	min	Total		3-Pointers		Free throws		Rebounds				pf	a	t/o	blk	stl	pts	avg
				fg-fga	pct	3fg-fga	pct	ft-fa	pct	off	def	tot	avg							
at Southern California	11/06/18	*	16	2-7	.286	0-4	.000	1-1	1.000	0	2	2	2.0	4	0	2	0	0	5	5.0
at Missouri State	11/09/18	*	31	8-18	.444	3-8	.375	6-8	.750	4	1	5	3.5	2	0	1	2	0	25	15.0
MOUNT ALOYSIUS	11/14/18	*	17	1-2	.500	0-1	.000	3-4	.750	0	3	3	3.3	3	0	1	0	1	5	11.7
MISSISSIPPI VALLEY STA	11/17/18	*	18	1-7	.143	1-3	.333	3-4	.750	1	6	7	4.3	1	1	1	0	2	6	10.3
at Stetson	11/19/18	*	17	0-3	.000	0-2	.000	0-0	.000	0	3	3	4.0	4	0	0	0	0	0	8.2
at Purdue	11/23/18	*	21	3-7	.429	1-2	.500	0-0	.000	1	5	6	4.3	0	1	3	0	1	7	8.0
YOUNGSTOWN STATE	11/28/18	*	22	1-2	.500	1-2	.500	0-0	.000	1	6	7	4.7	3	3	4	1	1	3	7.3
at Drexel	12/01/18	*	22	6-10	.600	1-5	.200	1-2	.500	1	2	3	4.5	0	0	1	0	1	14	8.1
at Canisius	12/05/18	*	19	2-9	.222	2-5	.400	6-6	1.000	1	1	2	4.2	2	0	2	1	0	12	8.6
Totals		9	183	24-65	.369	9-32	.281	20-25	.800	9	29	38	4.2	19	5	15	4	6	77	8.6

Games played: 9
Minutes/game: 20.3
Points/game: 8.6
FG Pct: 36.9
3FG Pct: 28.1
FT Pct: 80.0

Rebounds/game: 4.2
Assists/game: 0.6
Turnovers/game: 1.7
Assist/turnover ratio: 0.3
Steals/game: 0.7
Blocks/game: 0.4



Robert Morris 2018-19 Basketball
Robert Morris Individual Game-by-Game (as of Dec 05, 2018)
All games



#22 WILBON, Cameron

Opponent	Date	gs	min	Total		3-Pointers		Free throws		Rebounds				pf	a	t/o	blk	stl	pts	avg
				fg-fga	pct	3fg-fga	pct	ft-fa	pct	off	def	tot	avg							
at Southern California	11/06/18		12	2-5	.400	0-1	.000	4-6	.667	1	1	2	2.0	1	0	0	0	1	8	8.0
at Missouri State	11/09/18		8	1-2	.500	0-0	.000	0-0	.000	0	0	0	1.0	3	0	2	0	0	2	5.0
MISSISSIPPI VALLEY STA	11/17/18		1	0-0	.000	0-0	.000	0-0	.000	0	0	0	0.7	1	0	0	0	0	0	3.3
at Stetson	11/19/18		15	2-2	1.000	0-0	.000	0-0	.000	2	2	4	1.5	1	1	0	0	0	4	3.5
at Purdue	11/23/18		16	2-6	.333	0-1	.000	0-0	.000	0	2	2	1.6	1	0	2	1	0	4	3.6
YOUNGSTOWN STATE	11/28/18		2	0-0	.000	0-0	.000	0-0	.000	0	1	1	1.5	1	0	0	0	0	0	3.0
at Drexel	12/01/18		3	0-0	.000	0-0	.000	0-0	.000	0	0	0	1.3	1	0	0	0	0	0	2.6
at Canisius	12/05/18		10	1-1	1.000	0-0	.000	0-1	.000	0	1	1	1.3	1	1	0	0	0	2	2.5
Totals		0	67	8-16	.500	0-2	.000	4-7	.571	3	7	10	1.3	10	2	4	1	1	20	2.5

Games played: 8
Minutes/game: 8.4
Points/game: 2.5
FG Pct: 50.0
3FG Pct: 0.0
FT Pct: 57.1

Rebounds/game: 1.3
Assists/game: 0.3
Turnovers/game: 0.5
Assist/turnover ratio: 0.5
Steals/game: 0.1
Blocks/game: 0.1

#23 McCONNELL, Matty

Opponent	Date	gs	min	Total		3-Pointers		Free throws		Rebounds				pf	a	t/o	blk	stl	pts	avg
				fg-fga	pct	3fg-fga	pct	ft-fa	pct	off	def	tot	avg							
at Southern California	11/06/18	*	34	0-6	.000	0-4	.000	0-0	.000	1	9	10	10.0	2	7	3	0	2	0	0.0
at Missouri State	11/09/18	*	33	2-9	.222	2-6	.333	0-0	.000	1	5	6	8.0	2	5	4	0	3	6	3.0
MOUNT ALOYSIUS	11/14/18	*	27	3-8	.375	2-6	.333	4-4	1.000	3	0	3	6.3	2	7	1	0	3	12	6.0
MISSISSIPPI VALLEY STA	11/17/18	*	30	2-6	.333	1-3	.333	0-1	.000	0	4	4	5.8	2	3	2	1	3	5	5.8
at Stetson	11/19/18	*	31	4-10	.400	4-8	.500	0-0	.000	2	2	4	5.4	0	4	1	0	3	12	7.0
at Purdue	11/23/18	*	22	2-7	.286	1-5	.200	2-2	1.000	1	1	2	4.8	2	2	2	0	0	7	7.0
YOUNGSTOWN STATE	11/28/18	*	35	4-10	.400	1-3	.333	3-4	.750	1	4	5	4.9	3	4	1	0	2	12	7.7
at Drexel	12/01/18	*	37	5-11	.455	2-5	.400	2-3	.667	2	2	4	4.8	3	4	0	1	1	14	8.5
at Canisius	12/05/18	*	28	2-4	.500	0-1	.000	1-3	.333	0	3	3	4.6	5	3	1	1	4	5	8.1
Totals		9	277	24-71	.338	13-41	.317	12-17	.706	11	30	41	4.6	21	39	15	3	21	73	8.1

Games played: 9
Minutes/game: 30.8
Points/game: 8.1
FG Pct: 33.8
3FG Pct: 31.7
FT Pct: 70.6

Rebounds/game: 4.6
Assists/game: 4.3
Turnovers/game: 1.7
Assist/turnover ratio: 2.6
Steals/game: 2.3
Blocks/game: 0.3

#24 COALMON, Chris

Opponent	Date	gs	min	Total		3-Pointers		Free throws		Rebounds				pf	a	t/o	blk	stl	pts	avg
				fg-fga	pct	3fg-fga	pct	ft-fa	pct	off	def	tot	avg							
at Southern California	11/06/18		3	0-0	.000	0-0	.000	0-0	.000	0	0	0	0.0	0	0	0	0	0	0	0.0
at Missouri State	11/09/18		6	0-1	.000	0-1	.000	2-2	1.000	0	0	0	0.0	0	0	0	0	0	2	1.0
MOUNT ALOYSIUS	11/14/18		9	1-2	.500	1-2	.500	0-0	.000	1	1	2	0.7	0	1	2	0	0	3	1.7
at Purdue	11/23/18		3	0-0	.000	0-0	.000	0-0	.000	0	0	0	0.5	0	0	0	0	1	0	1.3
Totals		0	21	1-3	.333	1-3	.333	2-2	1.000	1	1	2	0.5	0	1	2	0	1	5	1.3

Games played: 4
Minutes/game: 5.3
Points/game: 1.3
FG Pct: 33.3
3FG Pct: 33.3
FT Pct: 100.0

Rebounds/game: 0.5
Assists/game: 0.3
Turnovers/game: 0.5
Assist/turnover ratio: 0.5
Steals/game: 0.3



Robert Morris 2018-19 Basketball
Robert Morris Season/Career Statistics (as of Dec 01, 2018)
All games



SEASON STATISTICS

CAREER STATISTICS

SUMMARY	gp-gs	min/g	fg%	3fg%	ft%	r/g	a/g	stl	blk	pts/g	gp-gs	min/g	fg%	3fg%	ft%	r/g	a/g	stl	blk	pts/g
WILLIAMS, Josh	8-8	31.0	.454	.480	.733	3.1	1.9	10	0	16.9	8-8	31.0	.454	.480	.733	3.1	1.9	10	0	16.9
PETTEWAY, Malik	8-0	17.9	.603	.000	.808	4.6	0.3	7	7	11.4	21-4	18.6	.512	.000	.714	5.6	0.2	18	21	8.1
THOMAS, Koby	8-0	23.3	.392	.167	.526	5.5	0.6	3	5	8.8	41-33	26.1	.431	.231	.627	6.6	0.6	23	11	11.3
McCONNELL, Matty	8-8	31.1	.328	.325	.786	4.8	4.5	17	2	8.5	102-93	29.3	.334	.297	.761	3.9	2.4	192	34	8.4
BAIN, Charles	8-8	20.5	.393	.259	.737	4.5	0.6	6	3	8.1	41-15	17.8	.378	.317	.661	3.2	0.3	23	8	5.8
WILLIAMS, Jon	8-8	30.3	.302	.306	.938	2.4	4.5	11	1	6.5	41-41	31.4	.373	.406	.818	2.2	3.7	30	1	6.7
MENDY, Yannis	8-8	14.9	.483	.000	.625	2.0	0.8	4	0	4.1	8-8	14.9	.483	.000	.625	2.0	0.8	4	0	4.1
COLE, David	1-0	5.0	.000	.000	.750	0.0	0.0	0	0	3.0	33-10	10.5	.424	.000	.634	1.6	0.1	7	4	2.3
WILBON, Cameron	7-0	8.1	.467	.000	.667	1.3	0.1	1	1	2.6	7-0	8.1	.467	.000	.667	1.3	0.1	1	1	2.6
McEWEN, Sayveon	6-0	7.3	.300	.333	.667	0.5	0.3	2	0	2.0	6-0	7.3	.300	.333	.667	0.5	0.3	2	0	2.0
TREACY, Dante	8-0	15.3	.313	.286	.500	0.6	1.9	2	0	1.8	8-0	15.3	.313	.286	.500	0.6	1.9	2	0	1.8
COALMON, Chris	4-0	5.3	.333	.333	1.000	0.5	0.3	1	0	1.3	37-0	14.0	.431	.333	.667	1.4	0.3	11	7	3.1
SCORING	fg-fga	fg%	3fg-fga	3fg%	ft-fta	ft%	pts	pts/g	fg-fga	fg%	3fg-fga	3fg%	ft-fta	ft%	pts	pts/g				
WILLIAMS, Josh	44-97	.454	36-75	.480	11-15	.733	135	16.9	44-97	.454	36-75	.480	11-15	.733	135	16.9				
PETTEWAY, Malik	35-58	.603	0-0	.000	21-26	.808	91	11.4	63-123	.512	0-1	.000	45-63	.714	171	8.1				
THOMAS, Koby	29-74	.392	2-12	.167	10-19	.526	70	8.8	174-404	.431	21-91	.231	96-153	.627	465	11.3				
McCONNELL, Matty	22-67	.328	13-40	.325	11-14	.786	68	8.5	276-826	.334	160-539	.297	140-184	.761	852	8.4				
BAIN, Charles	22-56	.393	7-27	.259	14-19	.737	65	8.1	84-222	.378	32-101	.317	39-59	.661	239	5.8				
WILLIAMS, Jon	13-43	.302	11-36	.306	15-16	.938	52	6.5	84-225	.373	69-170	.406	36-44	.818	273	6.7				
MENDY, Yannis	14-29	.483	0-0	.000	5-8	.625	33	4.1	14-29	.483	0-0	.000	5-8	.625	33	4.1				
COLE, David	0-0	.000	0-0	.000	3-4	.750	3	3.0	25-59	.424	0-0	.000	26-41	.634	76	2.3				
WILBON, Cameron	7-15	.467	0-2	.000	4-6	.667	18	2.6	7-15	.467	0-2	.000	4-6	.667	18	2.6				
McEWEN, Sayveon	3-10	.300	2-6	.333	4-6	.667	12	2.0	3-10	.300	2-6	.333	4-6	.667	12	2.0				
TREACY, Dante	5-16	.313	2-7	.286	2-4	.500	14	1.8	5-16	.313	2-7	.286	2-4	.500	14	1.8				
COALMON, Chris	1-3	.333	1-3	.333	2-2	1.000	5	1.3	44-102	.431	16-48	.333	12-18	.667	116	3.1				
TOTALS	o-reb	d-reb	t-reb	pf	fo	ast	to	a/to	o-reb	d-reb	t-reb	pf	fo	ast	to	a/to				
WILLIAMS, Josh	6	19	25	20	0	15	13	1.2	6	19	25	20	0	15	13	1.2				
PETTEWAY, Malik	12	25	37	20	0	2	8	0.3	45	73	118	60	1	4	22	0.2				
THOMAS, Koby	11	33	44	14	0	5	12	0.4	83	188	271	72	0	25	75	0.3				
McCONNELL, Matty	11	27	38	16	0	36	14	2.6	63	330	393	214	3	240	134	1.8				
BAIN, Charles	8	28	36	17	0	5	13	0.4	54	79	133	82	1	14	69	0.2				
WILLIAMS, Jon	5	14	19	22	2	36	20	1.8	10	81	91	112	6	150	104	1.4				
MENDY, Yannis	11	5	16	21	0	6	8	0.8	11	5	16	21	0	6	8	0.8				
COLE, David	0	0	0	1	0	0	0	0.0	26	26	52	78	1	3	21	0.1				
WILBON, Cameron	3	6	9	9	0	1	4	0.3	3	6	9	9	0	1	4	0.3				
McEWEN, Sayveon	0	3	3	6	0	2	2	1.0	0	3	3	6	0	2	2	1.0				
TREACY, Dante	2	3	5	16	0	15	9	1.7	2	3	5	16	0	15	9	1.7				
COALMON, Chris	1	1	2	0	0	1	2	0.5	19	31	50	66	1	12	28	0.4				



Robert Morris 2018-19 Basketball
Robert Morris Combined Team Statistics (as of Nov 19, 2018)
HOF Classic



RECORD:	OVERALL	HOME	AWAY	NEUTRAL
ALL GAMES	2-2	1-0	1-2	0-0
CONFERENCE	0-0	0-0	0-0	0-0
NON-CONFERENCE	2-2	1-0	1-2	0-0

#	Player	gp-gs	min	avg	Total		3-Point		F-Throw		Rebounds						a	to	blk	stl	pts	avg
					fg-fga	fg%	3fg-fga	3fg%	ft-fa	ft%	off	def	tot	avg	pf	dq						
05	PETTEWAY, Malik	4-0	77	19.3	22-30	.733	0-0	.000	10-11	.909	7	13	20	5.0	10	0	1	5	4	2	54	13.5
00	WILLIAMS, Josh	4-4	122	30.5	17-40	.425	13-32	.406	4-6	.667	4	7	11	2.8	11	0	10	4	0	4	51	12.8
10	THOMAS, Koby	4-0	106	26.5	19-45	.422	0-7	.000	8-14	.571	7	26	33	8.3	9	0	5	9	4	2	46	11.5
20	BAIN, Charles	4-4	82	20.5	11-35	.314	4-17	.235	10-13	.769	5	12	17	4.3	11	0	1	4	2	2	36	9.0
01	WILLIAMS, Jon	4-4	130	32.5	7-24	.292	6-22	.273	10-10	1.000	3	8	11	2.8	12	1	16	14	0	3	30	7.5
23	McCONNELL, Matty	4-4	128	32.0	8-31	.258	7-21	.333	0-1	.000	4	20	24	6.0	6	0	19	10	1	11	23	5.8
22	WILBON, Cameron	4-0	36	9.0	5-9	.556	0-1	.000	4-6	.667	3	3	6	1.5	6	0	1	2	0	1	14	3.5
03	TREACY, Dante	4-0	55	13.8	3-8	.375	2-6	.333	2-4	.500	0	1	1	0.3	7	0	6	5	0	0	10	2.5
15	MENDY, Yannis	4-4	48	12.0	2-7	.286	0-0	.000	1-2	.500	5	1	6	1.5	10	0	1	6	0	2	5	1.3
24	COALMON, Chris	2-0	8	4.0	0-1	.000	0-1	.000	2-2	1.000	0	0	0	0.0	0	0	0	0	0	0	2	1.0
12	McEWEN, Sayveon	2-0	9	4.5	0-2	.000	0-2	.000	0-0	.000	0	0	0	0.0	2	0	0	1	0	0	0	0.0
Team											2	2	4					2				
Total.....		4	801		94-232	.405	32-109	.294	51-69	.739	40	93	133	33.2	84	1	60	62	11	27	271	67.8
Opponents.....		4	801		102-228	.447	21-72	.292	63-86	.733	38	105	143	35.8	77	-	53	60	9	26	288	72.0

TEAM STATISTICS	RMU	OPP
SCORING	271	288
Points per game	67.8	72.0
Scoring margin	-4.2	-
FIELD GOALS-ATT	94-232	102-228
Field goal pct	.405	.447
3 POINT FG-ATT	32-109	21-72
3-point FG pct	.294	.292
3-pt FG made per game	8.0	5.3
FREE THROWS-ATT	51-69	63-86
Free throw pct	.739	.733
F-Throws made per game	12.8	15.8
REBOUNDS	133	143
Rebounds per game	33.2	35.8
Rebounding margin	-2.5	-
ASSISTS	60	53
Assists per game	15.0	13.3
TURNOVERS	62	60
Turnovers per game	15.5	15.0
Turnover margin	-0.5	-
Assist/turnover ratio	1.0	0.9
STEALS	27	26
Steals per game	6.8	6.5
BLOCKS	11	9
Blocks per game	2.8	2.3
ATTENDANCE	1016	7994
Home games-Avg/Game	1-1016	3-2665
Neutral site-Avg/Game	-	0-0

Date	Opponent		Score	Att.
\$ 11/06/18	at Southern California	L	62-83	2502
\$ 11/09/18	at Missouri State	L	60-74	5038
\$ 11/17/18	MISSISSIPPI VALLEY STATE	W	68-59	1016
\$ 11/19/18	at Stetson	W	81-72	454

\$ = National College Basketball Hall of Fame Classic

* = Northeast Conference game

Score by Periods	1st	2nd	Totals
Robert Morris	139	132	271
Opponents	137	151	288



Individual Career History



BAIN, Charles

			Total		3-Point		F-Throws		Rebounds											Scoring	
Season	gp-gs	min/avg	fg-fga	pct	fg-fga	pct	ft-fta	pct	off	def	tot	avg	pf	fo	ast	to	blk	stl	pts	avg	
2017-18	33-7	564/17.1	62-166	.373	25-74	.338	25-40	.625	46	51	97	2.9	65	1	9	56	5	17	174	5.3	
2018-19	8-8	164/20.5	22-56	.393	7-27	.259	14-19	.737	8	28	36	4.5	17	0	5	13	3	6	65	8.1	
TOTAL	41-15	728/17.8	84-222	.378	32-101	.317	39-59	.661	54	79	133	3.2	82	1	14	69	8	23	239	5.8	

COALMON, Chris

			Total		3-Point		F-Throws		Rebounds											Scoring	
Season	gp-gs	min/avg	fg-fga	pct	fg-fga	pct	ft-fta	pct	off	def	tot	avg	pf	fo	ast	to	blk	stl	pts	avg	
2017-18	33-0	496/15.0	43-99	.434	15-45	.333	10-16	.625	18	30	48	1.5	66	1	11	26	7	10	111	3.4	
2018-19	4-0	21/5.3	1-3	.333	1-3	.333	2-2	1.000	1	1	2	0.5	0	0	1	2	0	1	5	1.3	
TOTAL	37-0	517/14.0	44-102	.431	16-48	.333	12-18	.667	19	31	50	1.4	66	1	12	28	7	11	116	3.1	

COLE, David

			Total		3-Point		F-Throws		Rebounds											Scoring	
Season	gp-gs	min/avg	fg-fga	pct	fg-fga	pct	ft-fta	pct	off	def	tot	avg	pf	fo	ast	to	blk	stl	pts	avg	
2017-18	32-10	342/10.7	25-59	.424	0-0	.000	23-37	.622	26	26	52	1.6	77	1	3	21	4	7	73	2.3	
2018-19	1-0	5/5.0	0-0	.000	0-0	.000	3-4	.750	0	0	0	0.0	1	0	0	0	0	0	3	3.0	
TOTAL	33-10	347/10.5	25-59	.424	0-0	.000	26-41	.634	26	26	52	1.6	78	1	3	21	4	7	76	2.3	

McCONNELL, Matty

			Total		3-Point		F-Throws		Rebounds											Scoring	
Season	gp-gs	min/avg	fg-fga	pct	fg-fga	pct	ft-fta	pct	off	def	tot	avg	pf	fo	ast	to	blk	stl	pts	avg	
2015-16	29-26	863/29.8	68-218	.312	41-154	.266	19-28	.679	15	56	71	2.4	47	1	66	27	6	57	196	6.8	
2016-17	33-27	854/25.9	81-242	.335	51-161	.317	28-39	.718	22	122	144	4.4	75	1	49	40	10	54	241	7.3	
2017-18	32-32	1021/31.9	105-299	.351	55-184	.299	82-103	.796	15	125	140	4.4	76	1	89	53	16	64	347	10.8	
2018-19	8-8	249/31.1	22-67	.328	13-40	.325	11-14	.786	11	27	38	4.8	16	0	36	14	2	17	68	8.5	
TOTAL	102-93	2987/29.3	276-826	.334	160-539	.297	140-184	.761	63	330	393	3.9	214	3	240	134	34	192	852	8.4	

McEWEN, Sayveon

			Total		3-Point		F-Throws		Rebounds											Scoring	
Season	gp-gs	min/avg	fg-fga	pct	fg-fga	pct	ft-fta	pct	off	def	tot	avg	pf	fo	ast	to	blk	stl	pts	avg	
2018-19	6-0	44/7.3	3-10	.300	2-6	.333	4-6	.667	0	3	3	0.5	6	0	2	2	0	2	12	2.0	
TOTAL	6-0	44/7.3	3-10	.300	2-6	.333	4-6	.667	0	3	3	0.5	6	0	2	2	0	2	12	2.0	

MENDY, Yannis

			Total		3-Point		F-Throws		Rebounds											Scoring	
Season	gp-gs	min/avg	fg-fga	pct	fg-fga	pct	ft-fta	pct	off	def	tot	avg	pf	fo	ast	to	blk	stl	pts	avg	
2018-19	8-8	119/14.9	14-29	.483	0-0	.000	5-8	.625	11	5	16	2.0	21	0	6	8	0	4	33	4.1	
TOTAL	8-8	119/14.9	14-29	.483	0-0	.000	5-8	.625	11	5	16	2.0	21	0	6	8	0	4	33	4.1	

PETTEWAY, Malik

			Total		3-Point		F-Throws		Rebounds											Scoring	
Season	gp-gs	min/avg	fg-fga	pct	fg-fga	pct	ft-fta	pct	off	def	tot	avg	pf	fo	ast	to	blk	stl	pts	avg	
2017-18	13-4	247/19.0	28-65	.431	0-1	.000	24-37	.649	33	48	81	6.2	40	1	2	14	14	11	80	6.2	
2018-19	8-0	143/17.9	35-58	.603	0-0	.000	21-26	.808	12	25	37	4.6	20	0	2	8	7	7	91	11.4	
TOTAL	21-4	390/18.6	63-123	.512	0-1	.000	45-63	.714	45	73	118	5.6	60	1	4	22	21	18	171	8.1	

THOMAS, Koby

			Total		3-Point		F-Throws		Rebounds											Scoring	
Season	gp-gs	min/avg	fg-fga	pct	fg-fga	pct	ft-fta	pct	off	def	tot	avg	pf	fo	ast	to	blk	stl	pts	avg	
2017-18	33-33	885/26.8	145-330	.439	19-79	.241	86-134	.642	72	155	227	6.9	58	0	20	63	6	20	395	12.0	
2018-19	8-0	186/23.3	29-74	.392	2-12	.167	10-19	.526	11	33	44	5.5	14	0	5	12	5	3	70	8.8	
TOTAL	41-33	1071/26.1	174-404	.431	21-91	.231	96-153	.627	83	188	271	6.6	72	0	25	75	11	23	465	11.3	



Individual Career History



TREACY, Dante

			Total		3-Point		F-Throws		Rebounds											Scoring	
Season	gp-gs	min/avg	fg-fga	pct	fg-fga	pct	ft-fta	pct	off	def	tot	avg	pf	fo	ast	to	blk	stl	pts	avg	
2018-19	8-0	122/15.3	5-16	.313	2-7	.286	2-4	.500	2	3	5	0.6	16	0	15	9	0	2	14	1.8	
TOTAL	8-0	122/15.3	5-16	.313	2-7	.286	2-4	.500	2	3	5	0.6	16	0	15	9	0	2	14	1.8	

WILBON, Cameron

			Total		3-Point		F-Throws		Rebounds											Scoring	
Season	gp-gs	min/avg	fg-fga	pct	fg-fga	pct	ft-fta	pct	off	def	tot	avg	pf	fo	ast	to	blk	stl	pts	avg	
2018-19	7-0	57/8.1	7-15	.467	0-2	.000	4-6	.667	3	6	9	1.3	9	0	1	4	1	1	18	2.6	
TOTAL	7-0	57/8.1	7-15	.467	0-2	.000	4-6	.667	3	6	9	1.3	9	0	1	4	1	1	18	2.6	

WILLIAMS, Jon

			Total		3-Point		F-Throws		Rebounds											Scoring	
Season	gp-gs	min/avg	fg-fga	pct	fg-fga	pct	ft-fta	pct	off	def	tot	avg	pf	fo	ast	to	blk	stl	pts	avg	
2017-18	33-33	1044/31.6	71-182	.390	58-134	.433	21-28	.750	5	67	72	2.2	90	4	114	84	0	19	221	6.7	
2018-19	8-8	242/30.3	13-43	.302	11-36	.306	15-16	.938	5	14	19	2.4	22	2	36	20	1	11	52	6.5	
TOTAL	41-41	1286/31.4	84-225	.373	69-170	.406	36-44	.818	10	81	91	2.2	112	6	150	104	1	30	273	6.7	

WILLIAMS, Josh

			Total		3-Point		F-Throws		Rebounds											Scoring	
Season	gp-gs	min/avg	fg-fga	pct	fg-fga	pct	ft-fta	pct	off	def	tot	avg	pf	fo	ast	to	blk	stl	pts	avg	
2018-19	8-8	248/31.0	44-97	.454	36-75	.480	11-15	.733	6	19	25	3.1	20	0	15	13	0	10	135	16.9	
TOTAL	8-8	248/31.0	44-97	.454	36-75	.480	11-15	.733	6	19	25	3.1	20	0	15	13	0	10	135	16.9	



Robert Morris 2018-19 Basketball
Robert Morris Season Schedule/Results & Leaders (as of Dec 05, 2018)
All games



RECORD:	OVERALL	HOME	AWAY	NEUTRAL
ALL GAMES	4-5	3-0	1-5	0-0
CONFERENCE	0-0	0-0	0-0	0-0
NON-CONFERENCE	4-5	3-0	1-5	0-0

Date	Opponent	Score	Att.	High Points	High Rebounds
11/06/18	\$at Southern California	62-83 L	2502	(20)WILLIAMS, Josh	(10)McCONNELL, Matty (10)THOMAS, Koby
11/09/18	\$at Missouri State	60-74 L	5038	(25)BAIN, Charles	(10)THOMAS, Koby
11/14/18	MOUNT ALOYSIUS	w 104-57	1016	(49)WILLIAMS, Josh	(6)PETTEWAY, Malik
11/17/18	\$MISSISSIPPI VALLEY STATE	w 68-59	1016	(26)PETTEWAY, Malik	(11)PETTEWAY, Malik
11/19/18	\$at Stetson	w 81-72	454	(18)WILLIAMS, Josh	(7)THOMAS, Koby
11/23/18	at Purdue	46-84 L	12859	(10)PETTEWAY, Malik	(6)BAIN, Charles
11/28/18	YOUNGSTOWN STATE	w 76-56	1016	(16)PETTEWAY, Malik	(7)BAIN, Charles
12/01/18	at Drexel	69-82 L	1481	(15)WILLIAMS, Josh	(5)WILLIAMS, Josh
12/05/18	at Canisius	62-68 L	884	(17)WILLIAMS, Josh	(8)PETTEWAY, Malik

\$ = National College Basketball Hall of Fame Classic

* = Northeast Conference game

Attendance Summary	Games	Attend	Avg/Game
Home	3	3048	1016
Away	6	23218	3870
Neutral	0	0	0
Total	9	26266	2918