



ROCHESTER INSTITUTE OF TECHNOLOGY RIT TIGERS MEN'S ICE HOCKEY

SATURDAY, JANUARY 4, 2025 - GENE POLISSENI CENTER - ROCHESTER, N.Y.
RIT TIGERS (4-15-1) VS. GUELPH GRYPHONS (12-10-0)

EXHIBITION

2024-25 SCHEDULE/RESULTS

OCTOBER

5	at St. Lawrence	L, 3-2 OT
6	at Clarkson	W, 3-2
11	at Mercyhurst *	L, 4-2
12	at Mercyhurst *	W, 4-2
19	BOWLING GREEN ^	L, 2-1 OT
25	COLGATE	L, 5-4
26	COLGATE	L, 4-3
30	at Niagara *	L, 4-1

NOVEMBER

8	at Bentley *	L, 5-0
9	at Bentley *	W, 6-2
15	ARMY *	L, 5-1
16	ARMY *	L, 4-2
22	at Sacred Heart *	L, 3-2
23	at Sacred Heart *	T, 3-3
29	at New Hampshire	L, 5-1
30	at New Hampshire	L, 6-1

DECEMBER

3	CANISIUS *	L, 6-4
6	ROBERT MORRIS * SportsNet Pitt	L, 7-3
7	ROBERT MORRIS * SportsNet Pitt+	W, 4-3 OT
29	at Bowling Green MidCo Sports+	L, 2-1

JANUARY

4	GUELPH (Ont.) Exhibition	5:05 PM
10	at Canisius *	7:00 PM
11	at Canisius *	7:00 PM
17	at Robert Morris *	7:05 PM
18	at Robert Morris *	7:05 PM
24	NIAGARA *	7:05 PM
25	NIAGARA *	5:05 PM
31	at Air Force *	9:05 PM EST

FEBRUARY

1	at Air Force *	5:05 PM EST
7	HOLY CROSS * NESN+	7:05 PM
8	HOLY CROSS * NESN	5:05 PM
14	AIC * NESN+	7:05 PM
15	AIC * NESN+	7:05 PM
21	MERCYHURST * SportsNet Pitt+	7:05 PM
22	MERCYHURST * SportsNet Pitt+	5:05 PM

* Atlantic Hockey Game

^ Brick City Weekend, Blue Cross Arena (Rochester, NY)

Schedule Subject to Change. Home Games in **BOLD**

RIT OPENS 2025 HOSTING EXHIBITION GAME WITH GUELPH (ONT.)

The RIT Men's Hockey team will take the ice for the first time in 2025 this Saturday hosting an exhibition game with Guelph (Ont.).

The Tigers came back from a three-week holiday hiatus last Sunday with a 2-1 loss at Bowling Green. The Gryphons also recently returned from nearly a month off with an exhibition contest at Niagara last Monday (Dec. 30), falling 5-2.

FOLLOW LIVE

Watch: FloHockey.tv/watch

PxP/Color: Gene Battaglia, John DiTullio

Local Audio: WITR 89.7 FM or FOX Sports 1280 AM

Web Audio: witr.rit.edu

PxP/Color: Ed Trefzger, Scott Biggar, Matt Campbell

Live Stats: ritathletics.com/sidearmstats/mhockey

TALE OF THE TAPE

CATEGORY	RIT	GU
Scoring Offense	2.40	2.70
Scoring Defense	3.85	3.70
Scoring Margin	-1.45	-1.00
Power Play	10-64/156	13-89/146
Penalty Kill	64-78/821	60-76/789
Shots on Goal/Gm.	26.25	31.20
Penalty Min/Gm.	12:27	5:30
Faceoff W%	.525	.350
Blocked Shots	11.20	9.63

TIGER REWIND

Despite a career-high 44-save effort by first-year goaltender **Jakub Krbecsek**, RIT fell at Bowling Green last Sunday, 2-1. In the first period, Krbecsek only allowed one goal while totaling 26 saves to keep the Tigers in the game. Following a scoreless second period, RIT tied the game at 5:25 of the third before Bowling Green scored what proved to be the game-winner at 11:16.

NO SOPHOMORE SLUMP

Sophomore forward **Tyler Fukakusa** opens 2025 tied for 13th nationally in scoring with 21 points and tied for third with 16 assists.

- Fukakusa had a team-best eight-game point scoring streak snapped in the Bowling Green setback, but still has 12 points (4 goals/8 assists) over the Tigers' last nine games.
- Fukakusa notched a career-high four assists in the 6-2 win at Bentley (Nov. 9). He also scored a goal and an assist in back-to-back games versus Army (Nov. 16) and Sacred Heart (Nov. 22) before adding two assists opposite the Pioneers (Nov. 17) for his fifth multi-point game of the season.
- Fukakusa also opens the New Year ranked sixth nationally with 231 faceoff victories while winning 54.7 percent of his draws this winter. He tied a career-high winning 18-of-31 faceoffs in the Robert Morris opener and also won 13-of-15 draws (.867) in the New Hampshire opener. Fukakusa won 16-of-24 draws in last Sunday's Bowling Green game for his ninth-straight game with double-digit faceoff wins.

WELCOME MATT

Sophomore forward **Matthew Wilde** entered the break leading Atlantic Hockey with 1.27 points per game, and has scored at least one point in eight of the last 12 games since missing the Tigers' first eight contests with a preseason injury. He is tied for the team lead with seven goals and is also tied for second with 14 points.

- He scored a career-high four points on two goals and two assists in the 6-2 win at Bentley (Nov. 9) for the first of three multi-point games in November.
- Wilde was credited with four points during the two-game set at Sacred Heart, starting with two assists in the opener before logging a goal and an assist the following night.
- He scored a goal and an assist in the Canisius setback to open his current three-game point streak.
- Wilde was named to the 2024-25 Atlantic Hockey Preseason All-Conference Team after finishing his rookie season tied for fifth nationally among first-year players with 19 goals while tying for 10th among all freshmen with 35 points. He also broke the Division I-era record for goals by a Tiger first-year by five.

SIMON SAYS DROP THE PUCK

Junior forward **Simon Isabelle** starts the New Year fifth nationally with 232 faceoff victories and, of the 14 players in the country that currently have at least 200 faceoff wins, ranked first with a .595 winning percentage. Isabelle won a career-high 18-of-26 (.692) draws in the 3-2 win at Clarkson, before winning 18-of-23 (.783) faceoffs in the October loss to Bowling Green. Isabelle won 11-of-19 faceoffs in the Robert Morris game for his 15th double-digit faceoff win performance in 20 games this season. During the Canisius game, he also won 10-of-19 draws and scored his seventh goal of the season - tied for the team lead.

SAVINGS ACCOUNT

First-year **Jakub Krbecsek** has made at least 30 saves in 11 of his 12 appearances this season. Credited with a career-high 44 stops in last Sunday's 2-1 loss at Bowling Green, he also made 43 saves in the 2-1 OT loss to the Falcons (Oct. 19) during the Brick City Homecoming game at Blue Cross Arena. Krbecsek won the first of two-straight AHA Rookie of the Week honors after making 32 saves in a 3-2 win over Clarkson (Oct. 6) to win his first collegiate start. He also logged his first career point with an assist to go along with 33 saves in the 6-2 win over Bentley (Nov. 9). Current RIT goalie coach **Mike Rotolo** '17 previously held the mark for the most 30-save games by a RIT first-year in D1-era program history with eight.

RIT ATHLETIC COMMUNICATIONS

Tim Volkmann - Director/Men's Hockey Contact

Cell - 585-233-1331

RITathletics.com

tjvmkt@rit.edu

@RITMHKY

BY THE NUMBERS

	2023-24	2024-25
Record.....	27-11-2	4-15-1
Home.....	17-5-1	1-7-0
Away.....	9-4-1	3-8-1
Neutral.....	1-2-0	0-0-0
Overtime.....	3-3-2	1-2-0
When Leading After 1st Period.....	19-0-1	2-1-1
When Trailing After 1st Period.....	0-6-0	1-11-0
When Tied After 1st Period.....	8-5-1	1-3-0
When Leading After 2nd Period.....	23-2-2	4-0-1
When Trailing After 2nd Period.....	2-5-0	0-13-0
When Tied After 2nd Period.....	2-4-0	0-2-0
When Leading by 2+ Goals.....	22-0-1	4-1-0
When Trailing by 2+ Goal.....	2-7-0	1-11-0
Scoring First Goal.....	19-3-2	3-4-1
Allowing First Goal.....	8-8-0	1-11-0
Scoring Less Than 3 Goals.....	1-8-1	0-11-0
Allowing Less Than 3 Goals.....	22-1-1	3-2-0
Scoring 3 Goals.....	5-3-0	1-2-1
Allowing 3 Goals.....	3-5-0	1-2-1
Scoring 4 Goals.....	7-0-1	2-2-0
Allowing 4 Goals.....	1-2-1	0-4-0
Scoring 5+ Goals.....	14-0-0	1-0-0
Allowing 5+ Goals.....	1-3-0	0-7-0
After Win.....	15-8-2	0-4-0
After Loss.....	9-1-0	4-10-1
After Tie.....	1-1-0	0-1-0
Taking <20 Shots.....	0-1-0	1-2-0
Allowing <20 Shots.....	4-1-0	0-0-0
Taking 20-29 Shots.....	9-3-0	1-9-1
Allowing 20-29 Shots.....	10-1-0	1-3-0
Taking 30-39 Shots.....	9-3-0	3-6-0
Allowing 30-39 Shots.....	10-6-1	1-8-1
Taking 40-49 Shots.....	6-4-2	1-1-0
Allowing 40-49 Shots.....	2-2-1	0-1-0
Taking >50 Shots.....	3-1-0	0-0-0
Allowing >50 Shots.....	0-0-0	0-0-0
Outshooting Opponents.....	17-6-1	2-3-0
Outshot by Opponents.....	9-5-1	1-11-1
Shots Even.....	0-0-0	1-1-0

FAMILIAR FACES

Wilde and Fukakusa join fellow sophomore **Christian Catalano** as the team's top returning line this season.

- The trio played 36 games together last year, starting the season as the Tigers' fourth line before making their way up to the second line for the majority of the second semester and all of the postseason.
- All hailing from Mississauga, Ontario, they also previously played on the same line prior to coming to RIT during their time with the OJHL Toronto Junior Canadiens in 2021-22.
- Fukakusa returns after finishing seventh on the squad with 28 points (9G/19A) while Catalano tied for 11th with 17 points (9G/8A).
- The threesome totaled a season-high 10 points on three goals and seven assists during the Tigers' 6-2 victory over Bentley (Nov. 9) earlier this fall.

SLIP-RESISTANT

Prior to the 2024-25 campaign, RIT hadn't lost more than three games in a row in four seasons. The Tigers' last slide of more than three games was a five-game skid during the 2018-19 season.

FRONT RUNNERS

RIT's 5-4 loss to Colgate (Oct. 25) marked only the second time in 45 games the last three seasons the Tigers lost when building a multi-goal lead. RIT had been 41-0-2 when leading by more than one goal since letting 2-0 and 3-1 leads slip away in a 4-3 loss at Union in the 2022-23 season-opener (Oct. 1).

HAPPY BIRTHDAY

RIT celebrated the 10th-anniversary of the first season of play in the Gene Polisseni Center during the Colgate games. After officially opening its doors on Sept. 18, 2014, the Tigers defeated St. Lawrence, 5-2, on Oct. 10 in their first game at the GPC.

2023-24 RECAP

- RIT finished the 2023-24 campaign with a 27-11-2 record, including its first Atlantic Hockey Championship and NCAA Tournament appearance since 2016.
- RIT compiled an 18-7-1 AHA mark to clinch the Bob DeGregorio Trophy and the top seed for the AHA Tournament for the second-consecutive year.
- RIT finished with a 5-0 record during the 2024 AHA Tournament, including a 5-2 victory over AIC in the championship game at the Polisseni Center. The Tigers out-scored their opponents by a 26-6 margin during the tournament.
- The Tigers saw a seven-game unbeaten streak end in the NCAA Regional Semifinals following a 6-3 setback to second overall seed Boston University in a game played in Sioux Falls, South Dakota.
- RIT logged back-to-back 20-win seasons for only the second time at the Division-I level after also finishing 2022-23 with a 25-13-1 record. RIT went 23-13-2 in 2008-09 before finishing with a DI-era best 28-12-1 record during its run to the Frozen Four in 2009-10.
- RIT finished the season sixth nationally with 3.90 goals per game and fifth with a +1.50 scoring margin. The Tigers also finished eighth in scoring defense (2.40) while owning the fourth-ranked penalty kill (.865) and 13th-ranked power play (.240).
- RIT completed the season with a 19-0-1 record when leading after the first period and a 23-2-2 mark when leading after the second period.
- The Tigers were also 22-0-1 when leading by multiple goals and 22-1-1 when holding opponents to less than three goals.
- RIT scored at least five goals on 14 occasions last season – finishing undefeated in those games.
- RIT averaged 3.92 goals in its 26 Atlantic Hockey games last winter, totaling 102 tallies in conference play. Air Force finished second with 88 goals and 3.38 goals per game.

RIT POLL WATCHING (votes)

DATE	USCHO.com	USA Hockey
Sept. 25	RV (55)	No Poll
Sept. 30	No Poll	RV (20)
Oct. 7	RV (21)	RV (8)
Oct. 14	RV (3)	NR
Oct. 21	RV (4)	NR
Oct. 28	RV (4)	NR
Nov. 4	NR	NR
Nov. 11	NR	NR
Nov. 18	NR	NR
Nov. 25	NR	NR
Dec. 2	NR	NR
Dec. 9	NR	NR
Dec. 16	NR	NR
Dec. 30	NR	NR
Jan. 6		
Jan. 13		
Jan. 20		
Jan. 27		
Feb. 3		
Feb. 10		
Feb. 17		
Feb. 24		
Mar. 3		

2024-25 ATLANTIC HOCKEY STANDINGS (AS OF JAN. 2)

TEAM	CONFERENCE						OVERALL		
	PTS	GP	REC	OW-OL	SW	GF-GA	GP	REC	GF-GA
Sacred Heart	32	16	9-5-2	0-1	2-0	50-43	20	10-7-3	63-61
Bentley	29	12	9-2-1	0-0	1-0	42-25	18	11-5-2	56-39
Niagara	24	13	7-4-2	1-1	1-1	40-33	19	8-8-3	58-57
Holy Cross	20	12	7-4-1	2-0	0-1	36-23	18	8-9-1	48-45
Robert Morris	18	11	5-5-1	0-1	1-0	41-38	17	8-7-2	58-47
Air Force	18	10	6-4-0	1-1	0-0	19-16	20	9-10-1	37-57
Canisius	17	12	5-5-2	0-0	0-2	37-32	18	5-11-2	47-60
Army	15	12	5-7-0	0-0	0-0	25-36	18	5-13-0	31-57
AIC	14	12	4-8-0	0-2	0-0	24-34	19	5-13-1	40-63
RIT	9	12	3-8-1	1-0	0-1	32-48	20	4-15-1	48-77
Mercyhurst	8	14	2-10-2	1-0	1-1	32-50	20	2-15-3	46-74

2024-25 CONFERENCE AWARDS

Rookie of the Week
12/9 - Tristan Allen
10/14 - Jakub Krbecek
10/7 - Jakub Krbecek

UPCOMING SCHEDULE/RECENT RESULTS

<p>Dec. 12 Army 1, Penn State 4</p>	<p>Dec. 28 Sacred Heart 4, AIC 1 Princeton 1, Army 0</p>	<p>Jan. 3 AIC at Stonehill Mercyhurst at Minnesota Robert Morris vs. TBD Merrimack at Army Bentley at Niagara Air Force at Sacred Heart Omaha at Holy Cross</p>	<p>Jan. 4 Holy Cross vs. TBD Mercyhurst at Minnesota Robert Morris vs. TBD Bentley at Niagara Air Force at Sacred Heart</p>
<p>Dec. 14 Robert Morris 5, Canisius 2 RPI 3, Mercyhurst 3</p>	<p>Dec. 29 Bentley 4, Maine 2 AIC a5, Quinnipiac 6 Vermont 6, Army 0</p>		
<p>Dec. 15 RPI 5, Mercyhurst 2 Robert Morris 3, Canisius 1</p>	<p>Dec. 31 Holy Cross 1, LIU 3</p>		<p>Jan. 7 Army at AIC</p>

2024-25 RIT MEN'S ICE HOCKEY

NO.	NAME	CL.	POS.	HT.	WT	S/C	HOMETOWN/PREVIOUS TEAM	MAJOR
1	Jakub Krbecek	Fy.	G	6-2	198	L	Prague, Czech Republic/Philadelphia Rebels (NAHL)	Global Business Mgmtm.
3	Ryan Williams	Fy.	D	6-4	195	L	Pleasantville, Ohio/Janesville Jets (NAHL)	Engineering
4	Dimitri Mikrogiannakis	Gr.	D	6-2	205	R	Aurora, Ont./Cowichan Valley Capitals (BCHL)	Business Administration
5	Gustav Blom	Jr.	D	6-0	184	R	Stockholm, Sweden/New Mexico Ice Wolves (NAHL)	Management Info Sys.
6	Matthew Wilde	So.	F	6-2	205	L	Mississauga, Ont. /Toronto Jr. Canadiens (OJHL)	Undeclared
7	Tanner Andrew	Sr.	F	5-9	170	R	Viriden, Man./Chilliwack Chiefs (BCHL)	Business Management
8	Evan Miller	Sr.	F	6-0	177	L	Niagara-on-the-Lake, Ont./Wellington Dukes (OJHL)	Finance
9	Tyler Fukakusa	So.	F	5-11	180	L	Mississauga, Ont./Toronto Jr. Canadiens (OJHL)	Business
10	Philippe Jacques	Jr.	F	6-4	205	L	Quebec City, Que./Ottawa Jr. Senators (CCHL)	Finance
11	Nick Cafarelli	Gr.	F	5-10	185	R	Middleton, Mass./New Hampshire (Hockey East)	Business Administration
12	Simon Isabelle	Jr.	F	5-11	175	R	Whitehorse, Y.T./Ottawa Jr. Senators (CCHL)	Civil Engineering
14	Tyler Mahan	Jr.	F	6-0	190	L	Calgary, Alta./Whitecourt Wolverines (AJHL)	Finance
15	Adam Jeffery	Jr.	F	6-5	205	L	Leamington, Ont./Cowichan Valley Capitals (BCHL)	Packaging Science
16	Ty Whyte	Fy.	F	6-1	185	L	North Gower, Ont./Kemptville 73's (CCHL)	Business
17	Tristan Allen	Fy.	D	6-0	183	R	Kamloops, B.C./Salmon Arm Silverbacks (BCHL)	Finance
18	Kevin Scott	So.	D	6-3	220	R	Ashburn, Va./Fargo Force (USHL)	Finance
21	Mathieu Cobetto-Roy	Fy.	F	5-11	175	L	Montreal, Que./Trail Smoke Eaters (BCHL)	Business
22	Grady Hobbs	Sr.	F	5-8	177	R	Deloraine, Man./Dauphin Kings (MJHL)	Business Management
23	Christian Catalano	So.	F	6-1	190	R	Mississauga, Ont./Maryland Black Bears (NAHL)	Liberal Arts
24	Mason Croucher	Fy.	D	6-2	186	L	Victoria, B.C./Alberni Bulldogs (BCHL)	Business
25	Douglas Scott	Sr.	D	5-11	200	L	North Vancouver, B.C./Humboldt Broncos (SJHL)	Management
27	Crossley Stewart	So.	D	6-3	190	L	Prince Rupert, B.C./Burlington Cougars (OJHL)	Packaging Science
28	Xavier Lapointe	Jr.	D	6-0	185	L	Saint Jerome, Que./Flin Flon Bombers (SJHL)	Packaging Science
32	Trent Burnham	Jr.	G	5-11	165	L	Eagle River, Alaska/Lindenwood (NCAA DI Independent)	Accounting
40	Ethan David	Fy.	G	6-3	205	L	Vancouver, B.C./Vernon Vipers (BCHL)	Finance

Head Coach: Wayne Wilson (Bowling Green '84), 26th season

Associate Head Coach: Brian Hills (Bowling Green '83), 20th season

Associate Head Coach: Dave Insalaco (Brockport '00), 17th season

Athletic Trainer: Ben Emke (Purdue '02), 17th season

Goaltending Coach: Mike Rotolo (RIT '17), first season

Strength & Conditioning Coach: Ryan Kelly (Oswego '15), second season

Hockey Operations Coordinator: Jacob Kapel, first season

Video Coordinator: Josh Guernsey (Brockport '24), first season

Student Manager: Oscar Nguyen '25

Captains: Tanner Andrew (C), Grady Hobbs (C), Dimitri Mikrogiannakis (C)

ROARING 20

The 2024-25 season is RIT's 20th campaign at the NCAA Division I level. The Tigers own a 348-292-68 record (.540 W%) since making the jump for the 2005-06 season.

THANKS FOR THE MEMORIES

Fifth-year **Gianfranco Cassaro** graduated after finishing first nationally among defensemen with 18 goals while totaling 38 points to tie for fourth last winter. He also tied for ninth among all skaters with five game-winning goals and tied for 14th with eight power play goals – the most among defensemen. In three seasons with the squad, he scored 35 goals – the most ever by a D1-era defenseman – to go along with 43 assists for 78 points.

Graduate-student forward **Elijah Gonsalves** graduated after leading the squad with 20 goals and tying for third with 38 points. A third-team All-AHA pick last season, he was also named the Atlantic Hockey Tournament MVP after totaling two goals and two assists in the championship victory over AIC. Gonsalves graduated 11th in D1-era program history with 108 points on 47 goals and 68 assists during his five-year career.

Graduate student captain **Caleb Moretz** and graduate student defenseman **Ryan Nicholson** also departed after five years and a combined 318 games of experience between them. Nicholson finished third in Tiger history with 160 games played, while Moretz ended his career with 158 appearances.

PRONUNCIATION GUIDE

Gustav Blom.....	(rhymes with "BLOOM")
Nick Cafarelli.....	calf-uh-REL-ee
Christian Catalano.....	cat-uh-LAN-oh (rhymes with "Land")
Mathieu Cobetto-Roy.....	MATH-you co-BET-oh ROY
Tyler Fukakusa.....	FOO-kah-KOO-sah
Simon Isabelle.....	SY-mon IZ-uh-bell
Philippe Jacques.....	fil-EEP JOCK
Adam Jeffery.....	JEFF-ree
Jakub Krbecek.....	YAH-koob KER-buh-check
Xavier Lapointe.....	ZAY-vee-ur luh-POINT
Tyler Mahan.....	muh-HAN
Dimitri Mikrogiannakis.....	my-cro-jee-uh-NAK-us
Crossley Stewart.....	CROSS-lee ("ss" not "zz")
Ty Whyte.....	TIE WHITE
Matthew Wilde.....	WILD

Dave Insalaco.....	in-suh-LOCK-oh
Mike Rotolo.....	ruh-TOH-loh
Josh Guernsey.....	GURN-zee
Oscar Nguyen.....	nwee-EN

BREAKING DOWN THE TIGERS

<u>United States (4)</u>	<u>Position</u>
Alaska..... 1	Forward..... 14
Massachusetts..... 1	Defense..... 9
Ohio..... 1	Goaltender..... 3
Virginia..... 1	
	<u>Class</u>
	First-Year..... 7
	Sophomore..... 6
	Junior..... 7
	Senior..... 4
	Fifth-Year..... 2
	<u>Junior League</u>
	BCHL..... 8
	NAHL..... 5
	OJHL..... 4
	CCHL..... 3
	SJHL..... 2
	USHL..... 2
	AJHL..... 1
	MJHL..... 1
	<u>Europe (3)</u>
Sweden..... 2	
Czech Republic..... 1	

THE LAST TIME RIT....

Recorded a Shutout.....3/8/24 vs. Robert Morris - AHA Quarters (W 7-0)
Recorded Back-To-Back Shutouts.....1/14/12 (W 10-0 at Sacred Heart), 1/15/12 (W 3-0 at Sacred Heart), 1/20/12 (W 2-0 at Bentley) - all three by Shane Madolora
Recorded Back-To-Back Home Shutouts...2/20/10 (W 3-0 vs. Air Force), 2/26/10 (W 8-0 vs. Canisius)
Was Shutout.....**11/8/24 at Bentley (L, 5-0)**

Won in OT2/9/24 at Mercyhurst (W 7-6)
Lost in OT**10/19/24 vs. Bowling Green (L 2-1)**

Penalty Shot Attempted.....Tanner Andrew, 2/24/23 (MISS) at Canisius (W 3-2)
Successful Penalty Shot.....Carter Wilkie, 10/20/23 (MADE) vs. Sacred Heart (W 4-2)
Penalty Shot Against.....Shane Hearn, 1/18/14 (MISSED) vs. Army (W 4-3)

Player Scored a Hat-TrickCarter Wilkie, 2/16/24 vs. Air Force (W 7-3)
Hat-Trick Against.....Paul McAvoy, 12/29/20 at Colgate (T 4-4)
Player scored EV, PP and SH goals in a game.....Will Calverley, 1/28/21 vs. Mercyhurst (W 6-4)

Won When Trailing After 2 Periods.....2/9/24 at Mercyhurst (Down 5-3, W 7-6 OT)
Won When Trailing By 3 Goals.....1/25/20 vs. Canisius (Down 4-1, W 5-4)
Tied When Trailing By 3 Goals.....12/5/20 vs. Niagara (Down 3-0, T 3-3)
Won When Trailing By 3 Goals in the 3rd.....1/25/20 vs. Canisius (Down 4-1, W 5-4)

Tied When Leading After 2 Periods.....**11/23/24 at Sacred Heart (Led 1-0, T 3-3)**
Lost When Leading After 2 Periods.....2/17/24 vs. Air Force (Led 2-1, L 3-2)
Lost When Leading by 2 goals.....**10/25/24 vs. Colgate (Led 2-0, L 5-4)**

Scored 4 Goals.....**12/7/24 vs. Robert Morris (W 4-3 OT)**
Scored 6 Goals.....**11/9/24 at Bentley (W 6-2)**
Scored 7 Goals.....3/8/24 vs. Robert Morris - AHA Quarters (W 7-0)
Scored 9 Goals.....2/23/24 vs. Canisius (W 9-2)
Scored 10 Goals.....12/3/22 at Canisius (W 10-4)
Scored 12 or More Goals.....2/18/05 vs. Lebanon Valley (W 12-2)*

Scored Four goals in one period.....**11/9/24 at Bentley (2nd period, W 6-2)**
Scored Six goals in one period.....3/8/24 vs. Robert Morris - AHA Quarters (3rd period, W 7-0)

Allowed Four goals in one period.....**12/6/24 vs. Robert Morris (3rd period, L 7-3)**

Allowed Three Goals.....**12/7/24 vs. Robert Morris (W 4-3 OT)**
Allowed Seven Goals.....**12/6/24 vs. Robert Morris (L 7-3)**
Allowed Nine Goals.....11/15/19 vs. Sacred Heart (L 9-5)
Allowed 10 Goals.....12/10/05 at RPI (L 10-7)
Allowed 11 Goals.....11/22/89 vs. Clarkson (L 11-1)*
Allowed 12 or More Goals.....12/17/78 at Potsdam (L 12-2)*

Recorded 70 or More Shots.....2/8/02 vs. Neumann (70)*
Recorded 60-69 Shots.....3/10/12 vs. Bentley (63, W 5-4 2OT - AHA Quarters)
Recorded 50-59 Shots.....1/23/24 vs. Canisius (53, W 9-2)
Recorded 40-49 Shots.....**10/12/24 at Mercyhurst (41, W 4-2)**
Recorded Less Than 15 Shots.....2/18/22 at Niagara (14, W 4-2)

Allowed 60-70 Shots.....10/28/05 vs. St. Lawrence (68, W 3-2)
Allowed 50-59 Shots.....10/12/12 at Michigan (51, L 7-2)
Allowed 40-49 Shots.....**12/29/24 at Bowling Green (46, L 2-1)**
Allowed 30-39 Shots.....**11/30/24 at New Hampshire (36, L 6-1)**
Allowed Less than 20 Shots.....3/9/24 vs. Robert Morris - AHA Quarters (18, W 5-1)
Allowed 15 or fewer Shots.....2/1/22 vs. Sacred Heart - at Army (15, W 5-1)

Scored 3 Power-Play Goals.....3/8/24 vs. Robert Morris - AHA Quarters (W 7-0)
Scored 4 Power-Play Goals.....1/20/24 at Robert Morris (W 7-1)
Scored 6 Power-Play Goals.....12/2/16 at Niagara (W 7-1)
Scored 3 Power-Play Goals in one period.....12/3/22 at Canisius, 3rd Period (W 10-4)

Allowed 3 Power-Play Goals.....**12/6/24 vs. Robert Morris (L 7-3)**
Allowed 4 Power-Play Goals.....11/12/21 at Canisius (L 5-2)
Allowed 5 Power-Play Goals.....11/27/05 at Sacred Heart (L 8-5)

Scored 2 Shorthanded Goals.....2/16/24 (Carter Wilkie) vs. Air Force (W 7-3)
Scored a 3-on-5 Short-Handed Goal.....1/28/21 (Will Calverley) vs. Mercyhurst (W, 6-4)
Player Scored 2 Shorthanded Goals.....2/16/24 (Carter Wilkie) vs. Air Force (W 7-3)
Player Scored Shorthanded Goals in Back-To-Back Games.....Tyler Mahan
12/30/22 vs. #5 Penn St. (L 6-1), 12/31/22 at #5 Penn St. (L 3-1)
Allowed 1 Shorthanded Goal.....2/9/24 at Mercyhurst (W 7-6 OT)
Allowed 2 Shorthanded Goals.....2/1/24 at Niagara (T 4-4)

Scored 2 EV, 2 PP and 2 SH Goals in one game.....2/16/24 vs. Air Force (W 7-3)

* Division III/II

LONG ON LETTERS AND EXPERIENCE

Fifth-year defenseman **Dimitri Mikroggiannakis** returns to use the extra year of eligibility granted by the NCAA following the coronavirus pandemic following the 2020-21 season. Selected a 2024-25 tri-captain, Mikroggiannakis has totaled 27 points on seven goals and 20 assists in 122 career appearances. He played all 40 games during last year's championship run while leading the team and finishing 14th nationally with a career-high 71 blocked shots. A four-time Atlantic Hockey All-Academic Team honoree as well as a three-time AHCA All-American Scholar, he tied a career-high with four blocked shots on three occasions, including the 4-1 victory over Niagara (Mar. 15) to open the Atlantic Hockey Quarterfinals. The Aurora, Ontario native also notched a career-high three points – all assists – and blocked four shots in 6-2 victory over Robert Morris (Dec. 2), finishing the season with nine points (2G/7A).

BANNER YEAR FOR TANNER

Senior forward **Tanner Andrew** was selected a tri-captain for the 2024-25 season. Playing 105 games over three seasons, he has totaled 43 career points on 17 goals and 26 assists. He finished seventh on the squad with a career-high 21 points in 38 appearances last season, logging a career-best 15 assists and six goals while blocking 18 shots. Named an AHCA All-American Scholar as well as an Atlantic Hockey All-Academic Team member for the third-straight season, the Virden, Manitoba native was credited with the game-winning goal and an assist in the Tigers' 3-2 win at Holy Cross (Oct. 27) and also scored what proved to be the game-winner along with an assist in the 9-2 win at Canisius (Feb. 23).

GRADY THE GREAT

Senior forward **Grady Hobbs** was selected a tri-captain for the 2024-25 season. Hobbs brings 111 games of experience to the program, along with 47 points on 26 goals and 21 assists. He totaled career-highs across the board last year with 18 points, 10 goals and eight assists as well as 39 games played. The Deloraine, Manitoba native notched a career-high three points (2G/1A) in the 5-3 win at Army (Nov. 4) and also had a goal and a game-tying assist in the 4-4 tie at Niagara (Feb. 1). A three-time Atlantic Hockey All-Academic Team member, Hobbs scored a power-play goal and blocked four shots in the Atlantic Hockey Tournament Quarterfinal-opening 7-0 victory over Robert Morris (Mar. 8) before tallying an assist the following night in the 5-1 victory to complete the sweep.

ROAD TO THE NATTY WILL GO THROUGH ROCHESTER

RIT was selected to host one of four regional championships to start the NCAA Division I Men's Ice Hockey Tournament in 2028. RIT will host two opening-round contests as well as second-round game at the Blue Cross Arena in downtown Rochester, N.Y. The games will either be played on Thursday, March 23rd and Saturday, March 25th or on Friday, March 24th and Sunday, March 26th, to be announced the Sunday prior to the tournament. The winner of the regional championship will advance to the Frozen Four, to be played at the United Center in Chicago.

RIT SELECTED TO PLAY IN 2025 FRIENDSHIP FOUR

The RIT Men's Hockey team will take part in the 2025 Friendship Four in Belfast, Northern Ireland. Set to take place in November of 2025 on the Friday and Saturday of Thanksgiving weekend, the Tigers will join fellow Atlantic Hockey member Sacred Heart, along with Miami-Ohio and Union for a four-game tournament at the SSE Arena - home of the Belfast Giants – with the coveted Belpot going to the winner. RIT and Sacred Heart will be the first two Atlantic Hockey teams to play in the event. The only NCAA intercollegiate ice hockey tournament to take place outside of the United States, The Friendship Four men's tournament has been played six times since the inaugural event in 2015.

GAME CHANGING VOTE

A proposal was passed in January of 2021 at the NCAA Convention during the Division III Business meeting which allowed RIT to offer scholarships to its Division I men's and women's hockey student-athletes. Multi-divisional intercollegiate athletic programs like RIT, which sponsors 22 Division III teams along with two Division I hockey teams, were previously not allowed to apply all Division I legislation to its Division I teams, including the inability to award athletic grant-in-aid to its players based on a 2004 bylaw. However, with the vote overwhelmingly passing by a 388-18-39 margin, the Tigers are now on the same footing as the rest of its peers across the country with a full 18 scholarships available to each hockey team.

TIGERS IN THE NHL

Former RIT standout defenseman **Chris Tanev** enters his 16th season in the NHL. He spent his first 11 with the Vancouver Canucks before signing a free agent contract with the Calgary Flames prior to the 2020-21 season. Traded to the Dallas Stars prior to last season's playoffs, he signed a free-agent contract with the Toronto Maple Leafs during the offseason. Voted the 2010 AHA Rookie of the Year, Tanev made his NHL debut on Jan. 18, 2011, becoming the first RIT player to appear in an NHL contest. Entering the 2024-25 season, he has played in 792 NHL games with 33 goals and 157 assists for 190 career points. He won a gold medal with Team Canada at the 2016 International Ice Hockey Federation World Championships and was named a finalist for the NHL's Masterson Trophy for perseverance, sportsmanship and dedication to hockey. Tanev tallied 28 points (10-18-28) and was plus-33 in 41 games for RIT in 2009-10. He and another former Tiger, **Steve Pinizzotto** (2005-07), were teammates with Vancouver in 2012-13. Pinizzotto tallied 57 points (20-37-57) in 54 career games for the Tigers and appeared in 36 NHL games with two goals and four assists.

RIT's NCAA DIVISION II/III HISTORY

RIT has made 16 NCAA Tournament appearances since 1983. RIT won the 1983 Division II National Championship before winning the Division III National Championship in 1985. The Tigers also finished as Division III runner-up in 1989, 1996 and 2001 while making semifinal appearances in 1984, 1986, 1999, and 2010. Overall, RIT was 26-15-4 in NCAA contests at the DII/III level and is 3-2 in five Division I tournament showings. The Tigers made the NCAA Tournament in 1983, 1984, 1985, 1986, 1989, 1994, 1996, 1997, 1998, 1999, 2000, 2001, 2002, 2010, 2015, and 2016.

FINAL FOUR FRENZY

RIT was the first team in NCAA history to reach the Frozen Four in its first postseason appearance in 2010 and was also the first Atlantic Hockey team to reach the national semifinals. RIT was one win away from duplicating that feat in 2014-15 after upsetting overall top-seed Minnesota State, 1-0, in the Midwest Region Semifinals.

RIT QUICK FACTS

SchoolRochester Institute of Technology
Location.....Rochester, N.Y.
Founded..... 1829
Undergraduate Enrollment.....14,076
Worldwide Enrollement.....21,300
Nickname.....Tigers
Colors Orange (1505c) and Black
President.....Dr. David C. Munson
NCAA Faculty Representative..... Dr. Martin Gordon
Executive Director of Athletics.....Jackie Nicholson
Affiliation..... NCAA Div. I (M&W Hockey),
NCAA Div. 3 (22 other sports)
Men's Hockey Conference.....Atlantic Hockey America (AHA)
Home IceGene Polisseni Center (*paw-luh-SEE-nee*)
Opened.....Sept. 18, 2014
Capacity4,300
Ice Size.....200' x 85'
University Arenas Ticket Office(585) 475-4121/rittickets.com

NCAA MENS' HOCKEY ALL-TIME WINS LIST *(Active)*

32. Don Vaughan (Colgate)	472-504-123
33. Joe Marsh (St. Lawrence)	468-398-73
34. Wayne Wilson (RIT) *	465-329-81
35. Scott Sandelin (Minn.-Duluth) *	461-398-101
36. Murray Armstrong (Denver)	460-215-31
37. Doug Ross (Ohio, Kent St., Ala.-Huntsville)	457-294-43
38. Steve Freeman (UW-River Falls) *	457-275-66

**HEAD COACH WAYNE WILSON**

Wayne Wilson entered his 26th season as Head Coach of the RIT Men's Hockey Team in 2024-25.

Ranked among the 35 winningest coaches in NCAA history, the Guelph, Ontario, native has led the Tigers to four NCAA Tournament appearances, including the 2010 Frozen Four, four Atlantic Hockey Championships (2010, 2015, 2016, 2024) and six regular season AHA championships (2007, 2009, 2010, 2011, 2023, 2024).

The only coach in NCAA history to win the Spencer Penrose Award (D1 National Coach of the Year) and the Sid Watson Award (D3 National Coach of the Year), Wilson was named the Atlantic Hockey Coach of the Year and was a Penrose finalist for second-straight season last winter. He also went on to be voted the National Coach of the Year by *College Hockey News*.

Wilson entered the 2024-25 campaign with 461 victories – 34th in NCAA men's hockey history – and was also 10th among active coaches with a 461-314-80 record the last 25 seasons. He totaled a 116-31-12 mark in six Division III campaigns (1999-05) and brings a 345-283-68 Division-I record into the season.

In 2014-15, RIT won the Atlantic Hockey Championship and knocked off the No. 1 team in the country for the first time at the Division I level, defeating Minnesota State in the NCAA Midwest Regional Semifinal. The following year, Wilson led the Tigers to their second consecutive Atlantic Hockey Conference Championship and third trip to the NCAA Division I Tournament. Erik Brown scored a Division I team record 29 goals in 2017-18 and was an All-Atlantic Hockey First Team selection as RIT won 15 contests.

Wilson enjoyed a magical year behind the bench in 2009-10. He, along with the Tigers, accrued a bevy of individual and team accomplishments, including the Spencer Penrose Award. He led RIT to its first Atlantic Hockey Championship and a spot in the NCAA Division I Tournament. The Tigers captured the attention of the country as they made their historic run to the Frozen Four, playing in front of 34,954 fans at Ford Field in Detroit. RIT finished the season with a school record 28 wins and finished the season ranked No. 10 in the USA Today/USA Hockey Magazine National Poll.

The Tigers set AHA records for most wins (22) and points (45) in one season, winning the regular season title by 10 points. RIT was the only Division I team to win its conference regular season and postseason championships.

On Oct. 30, 2009, Wilson became the all-time leader in coaching wins at RIT, picking up his 189th victory in a 6-2 win over Connecticut. On Jan. 15, 2010, Wilson recorded his 200th win, as RIT blanked Connecticut, 4-0. Wilson became the first RIT coach to amass 300 wins in a 2-1 victory over Canisius on March 20, 2015.

Wilson has led the Tigers to several victories over nationally ranked teams. In addition to the 2015 NCAA Tournament win over top-ranked Minnesota State, RIT recorded wins over No. 2 Denver, and No. 12 New Hampshire in the NCAA East Regional on March 26-27, 2010 and No. 3 Michigan at famed Yost Arena on Oct. 11, 2012.

In 2007-08, forward Simon Lambert became the first RIT player to be named a finalist for the Hobey Baker Award, honoring the nation's top player. The season before, RIT won the Atlantic Hockey regular season title in its first year in the league. Wilson coached Matt Garbowsky, RIT's second finalist for the Hobey Baker Award in 2014-15. He was also named a 2015 CCM Hockey Second Team All-American, USCHO.com second team pick, and Atlantic Hockey Player of the Year.

Wilson is no stranger to success at the collegiate level. He won a national title as a player at Bowling Green State University in 1984. He also led the Falcons to three NCAA Tournament appearances as an assistant coach.

THE WILSON FILE**26TH SEASON**

RECORD	W	L	T	POSTSEASON/NOTES
1999-00	21	7	1	ECAC Champion, NCAA 1st Round
2000-01	27	1	1	ECAC Champion, NCAA Runner-Up, National COY
2001-02	23	2	2	ECAC Champion, NCAA 1st Round
2002-03	19	4	2	ECAC Runner-Up
2003-04	13	7	5	ECAC Runner-Up
2004-05	13	10	1	ECAC Semifinals
D3 Total	116	31	12	.767 W% (6 seasons - 159 Games Coached)

RECORD	W	L	T	POSTSEASON/NOTES
2005-06	6	22	2	1st NCAA D1 Season
2006-07	21	11	2	AHA Regular Season Champs, Not eligible for postseason
2007-08	19	12	6	AHA Semifinals
2008-09	23	13	2	AHA Regular Season Champions, AHA Semifinals
2009-10	28	12	1	AHA Regular Season Champions, AHA Champions, NCAA Frozen Four, National COY
2010-11	19	11	8	AHA Regular Season Champions, AHA Runner-Up
2011-12	20	13	6	AHA Runner-Up
2012-13	15	18	5	AHA Quarterfinals
2013-14	12	20	5	AHA First Round
2014-15	20	15	5	AHA Champs, NCAA Regional Finals
2015-16	18	15	6	AHA Champs, NCAA Regional Semifinals
2016-17	14	22	1	AHA First Round
2017-18	15	20	2	AHA First Round
2018-19	17	17	4	AHA Semifinals
2019-20	19	13	4	(No Postseason-COVID)
2020-21	9	9	2	AHA Quarterfinals
2021-22	18	16	4	AHA Semifinals, 49th Coach in NCAA History w/400 wins
2022-23	25	13	1	AHA Regular Season Champs, AHA Semifinals, AHA COY
2023-24	27	11	2	AHA Regular Season Champs, AHA Champions, AHA COY
2024-25	4	14	1	34th in NCAA history in wins; 10th among active coaches
D1 Total	349	298	69	.536 W% (20th season - 716 Games Coached)

CAREER 465 329 81 .578 W% (26th season - 875 Games Coached)

At the Division III level, Wilson led RIT to four NCAA Tournament appearances and four ECAC West Tournament titles and was named the ECAC West Coach of the Year three times. He earned AHCA Coach of the Year honors in 2000-01 when he guided the Tigers to their fifth appearance in the NCAA Division III National Championship game after an unbeaten regular season (22-0-1, finished 26-1-1).

Wilson has coached 13 All-Americans (two-time selection Jerry Galway, Pat Staerker, Derek Hahn, Peter Bournazakis, Mike Bournazakis, Tyler Euverman, Mike Tarantino, Dan Ringwald, Shane Madolora, Matt Garbowsky, Will Calverley, Gianfranco Cassaro). In 2001, Jerry Galway became only the second player in RIT history to be named NCAA Division III Player of the Year by the AHCA.

While at Bowling Green, Wilson played with current National Hockey League General Managers Brian MacLellan (Washington Capitals) and George McPhee (Las Vegas Golden Knights). In addition, Wilson coached current Pittsburgh Penguins Associate Head Coach Todd Reirden and former Buffalo Sabres and Pittsburgh Penguins head coach Dan Bylsma, who won a Stanley Cup with the Penguins in 2009.

In 2007, Steve Pinizzotto became the first Tiger to sign an NHL contract at the Division I level. Pinizzotto was a key component of the two-time Calder Cup Champion Hershey Bears of the AHL and made his NHL debut with Vancouver in 2012-13. Since the end of the 2006-07 season, 48 players have gone on to sign pro contracts, including Tanev, who signed with the Vancouver Canucks in June 2010. Tyler Brenner signed with the Toronto Maple Leafs in March 2011. Tanev became RIT's first player to suit up in an NHL contest, making his debut with the Canucks on Jan. 18, 2011 and appearing in over 400 career games for the Canucks. Tanev also helped Team Canada to a gold medal at the 2016 World Championships.

Wilson earned a degree in health, physical education, and recreation from Bowling Green in 1984, and added his master's degree in education at BGSU in 1987. He lives in Rochester with his wife, Lynn, who is a pediatric registered nurse. Their daughter, Stephanie, graduated from Bowling Green in 2011, resides in Cleveland, Ohio and is presently working for the Cleveland Clinic. She is married to Kyle Konczos and together, they have three children, Carter (7) and Calvin (3) and newborn Carrie. Stu, a 2016 Yale graduate, played a vital role in helping lead the Bulldogs to the 2013 NCAA Division I Ice Hockey Championship and earned First Team All-Ivy League honors in 2016. He is currently teaching and coaching at Tabor Academy in Massachusetts and is married to Molly Lyons. They welcomed their first child, Teddy, in November of 2023.

INDIVIDUAL GAME HIGHS

Tristan Allen

Goals: 1 twice, most recent vs. Canisius (12/3/24, L, 6-4)
Assists: 2 vs. Mercyhurst (10/12/24, W, 4-2)
Points: 2 three times, most recent vs. Canisius (12/3/24, L, 6-4)
Blocks: 3 vs. Colgate (10/25/24, L, 5-4)
Shots: 3 twice, most recent vs. Canisius (12/3/24, L, 6-4)

Tanner Andrew

Goals: 2 twice, most recent vs. Air Force (2/25/23, W, 5-2)
Assists: 2 twice, most recent at Mercyhurst (10/11/24, L, 4-2)
Points: 3 vs. Air Force (2/24/23, W, 3-1)
Blocks: 3 three times, most recent vs. Maine (12/29/23, L, 5-2)
Shots: 8 vs. Bentley (2/18/23, L, 2-1)

Gustav Blom

Goals: 1 five times, most recent at Bentley (11/9/24, W 6-2)
Assists: 1 six times, most recent vs. Boston Univ. (3/28/24, L, 6-3, NCAA Reg. Semis.)
Points: 2 at Mercyhurst (2/9/24, W, 7-6 OT)
Blocks: 5 at Clarkson (10/6/24, W, 3-2)
Shots: 4 vs. Mercyhurst (11/11/23, L, 2-0)

Nick Cafarelli

Goals: 2 at Sacred Heart (12/30/23, W, 6-2) *
Assists: 2 at Mercyhurst (10/12/24, W, 4-2)
Points: 3 at Maine (2/18/22, L, 6-3) *
Blocks: 2 five times, most recent vs. Canisius (12/3/24, L, 6-4)
Shots: 7 at Maine (2/19/22, W, 5-2) *

* Playing for New Hampshire

Christian Catalano

Goals: 2 vs. Canisius (2/23/24, W, 9-2)
Assists: 2 twice, most recent vs. Robert Morris (12/6/24, L, 7-4)
Points: 3 vs. Canisius (2/23/24, W, 9-2)
Blocks: 2 vs. Bentley (1/26/24, W, 3-0)
Shots: 7 twice, most recent vs. Canisius (12/3/24, L, 6-4)

Mathieu Cobetto-Roy

Goals: 0
Assists: 1 three times, most recent vs. Robert Morris (12/7/24, W, 4-3 OT)
Points: 1 three times, most recent vs. Robert Morris (12/7/24, W, 4-3 OT)
Blocks: 1 three times, most recent vs. Army (11/15/24, L, 5-1)
Shots: 4 vs. Colgate (10/26/24, L, 4-3)
FO Wins 9 at Mercyhurst (10/11/24, L, 4-2)

Mason Croucher

Goals: 0
Assists: 0
Points: 0
Blocks: 1 four times, most recent at Sacred Heart (11/23/24, T 3-3)
Shots: 2 four times, most recent at Bentley (11/9/24, W 6-2)

Tyler Fukakusa

Goals: 2 vs. Robert Morris (3/8/24, W, 7-0, AHA Quarterfinals)
Assists: 4 at Bentley (11/9/24, W 6-2)
Points: 4 at Bentley (11/9/24, W 6-2)
Blocks: 3 at Niagara (1/11/24, L, 3-1)
Shots: 5 twice, most recent vs. Robert Morris, (12/6/24 L, 7-3)
FO Wins: 18, twice, most recent vs. Robert Morris (12/6/24, L, 7-3)
FO Win%: 13-of-17/.764, vs. Mercyhurst (11/10/23, W 5-2)

Grady Hobbs

Goals: 2 twice, most recent at Army (11/4/23, W, 4-3)
Assists: 2 at Arizona St. (1/20/23, W, 5-1)
Points: 3 at Army (11/4/23, W, 4-3)
Blocks: 4 vs. Robert Morris (3/8/24, W, 7-0, AHA Quarterfinals)
Shots: 8 vs. Mercyhurst (3/3/23, W, 5-3, AHA Quarters)

Simon Isabelle

Goals: 2 at Mercyhurst (10/12/24, W, 4-2)
Assists: 2 twice, most recent vs. Mercyhurst (11/10/23, W, 5-2)
Points: 2 six times, most recent at Mercyhurst (10/12/24, W, 4-2)
Blocks: 3 vs. Colgate (10/26/24, L, 4-3)
Shots: 7 at Holy Cross (10/27/23, W, 3-2, OT)
FO Wins: 18, twice, most recent vs. Bowling Green (10/19/24, L, 2-1 OT)
FO Win%: 18-of-23/.783 vs. Bowling Green (10/19/24, L, 2-1 OT)

Philippe Jacques

Goals: 2 vs. Robert Morris (12/2/23, W, 6-2)
Assists: 1 four times, most recent vs. Canisius (2/23/24, W, 9-2)
Points: 2 vs. Robert Morris (12/2/23, W, 6-2)
Blocks: 2 four times, most recent vs. Bowling Green (10/19/24, L, 2-1 OT)
Shots: 4 four times, most recent vs. Canisius (12/3/24, L, 6-4)
FO Wins: 10, vs. St. Lawrence (1/6/24, T 1-1)
FO Win%: 8-of-9/.889 vs. Maine (12/29/23, L, 5-2)

Adam Jeffery

Goals: 2 vs. Mercyhurst (3/3/23, W, 5-3, AHA Quarters)
Assists: 1 three times, most recent at Bentley (11/9/24, W 6-2)
Points: 2 twice, most recent vs. Colgate (10/25/24, L, 5-4)
Blocks: 2 vs. Niagara (3/15/24, W, 4-1, AHA Semi Finals)
Shots: 4 three times, most recent vs. Bowling Green (10/19/24, L, 2-1 OT)

Xavier Lapointe

Goals: 2 vs. Robert Morris (12/7/24, W, 4-3 OT)
Assists: 2 vs. New Hampshire (11/24/23, W, 5-4)
Points: 2 three times, most recent vs. Robert Morris (12/7/24, W, 4-3 OT)
Blocks: 3 vs. New Hampshire (11/24/23, W, 5-4)
Shots: 7 at Holy Cross (10/27/23, W, 3-2, OT)

Tyler Mahan

Goals: 3 vs. Union (10/15/22, W, 8-5)
Assists: 3 vs. Robert Morris (12/2/23, W, 6-2)
Points: 3 twice, most recent vs. Robert Morris (12/2/23, W, 6-2)
Blocks: 3 at AIC (11/6/22, W, 3-2)
Shots: 7 vs. Union (10/15/22, W, 8-5)

Dimitri Mikrogiannakis

Goals: 2 at St. Lawrence (10/5/24, L, 3-2 OT)
Assists: 3 vs. Robert Morris (12/2/23, W, 6-2)
Points: 3 vs. Robert Morris (12/2/23, W, 6-2)
Blocks: 6 at New Hampshire (11/29/24, L, 5-1)
Shots: 6 at Mercyhurst (10/12/24, W, 4-2)

Evan Miller

Goals: 1 twice, most recently vs. Colgate (10/25/24, L, 5-4)
Assists: 2 at Holy Cross (1/27/23, W, 4-3)
Points: 2 twice, most recent at Holy Cross (1/27/23, W, 4-3)
Blocks: 2 twice, last at Niagara (10/30/24, L, 4-1)
Shots: 3 at Mercyhurst (2/10/24, L, 3-2)

Douglas Scott

Goals: 1 vs. Robert Morris (12/7/24, W, 4-3 OT)
Assists: 1 at Mercyhurst (10/12/24, W, 4-2)
Points: 1 twice, most recent vs. Robert Morris (12/6/24, L, 7-4)
Blocks: 2 three times, most recent vs. Princeton (11/26/22, L, 5-0)
Shots: 2 twice, most recent at Mercyhurst (10/12/24, W, 4-2)

Kevin Scott

Goals: 0
Assists: 1 four times, most recent at Sacred Heart (11/22/24, L 3-2)
Points: 1 three times, most recent vs. Robert Morris (3/9/24, W, 5-1, AHA Quarterfinals)
Blocks: 3 at St. Lawrence (10/5/24, L, 3-2 OT)
Shots: 3 twice, most recent at St. Lawrence (10/5/24, L, 3-2 OT)

Crossley Stewart

Goals: 1 twice, most recent vs. Canisius (2/23/24, W, 9-2)
Assists: 1 eight times, most recent at Bentley (11/9/24, W 6-2)
Points: 2 vs. Canisius (2/23/24, W, 9-2)
Blocks: 2 four times, most recent vs. Colgate (10/26/24, L, 4-3)
Shots: 4 four times, most recent vs. Army (11/16/24, L, 4-2)

Matthew Wilde

Goals: 2 four times, most recent at Bentley (11/9/24, W 6-2)
Assists: 2 four times, most recent at Sacred Heart (11/22/24, L 3-2)
Points: 4 at Bentley (11/9/24, W 6-2)
Blocks: 2 vs. Niagara (2/3/24, W, 4-2)
Shots: 9 at Army (11/3/23, W, 4-2)

Ryan Williams

Goals: 0
Assists: 1 vs. Robert Morris (12/6/24, L, 7-3)
Points: 1 vs. Robert Morris (12/6/24, L, 7-3)
Blocks: 3 vs. Colgate (10/26/24, L, 4-3)
Shots: 6 at Mercyhurst (10/12/24, W, 4-2)

Ty Whyte

Goals: 1 vs. Robert Morris (12/7/24, W, 4-3 OT)
Assists: 1 vs. Robert Morris (12/7/24, W, 4-3 OT)
Points: 2 vs. Robert Morris (12/7/24, W, 4-3 OT)
Blocks: 1 three times, most recent at Bowling Green (12/29/24, L, 2-1)
Shots: 2 twice, most recent vs. Robert Morris (12/7/24, W, 4-3 OT)

GOALIES

Trent Burnham

Career Games w/40+ Saves - 8 (Most Recent: 44 vs. Alaska-Anchorage 2/17/24, L, 3-0) *
Career Games w/30+ Saves - 20 (Most Recent: 44 vs. Alaska-Anchorage 2/17/24, L, 3-0) *
Career Shutouts - 1 (Most Recent: vs. LIU 11/17/23, 37 saves, W, 3-0) *
Single Game Saves

- 64 at Western Michigan (1/13/24, L, 3-1) *
 - 59 at St. Thomas (10/20/23, T, 4-4) *
 - 51 at Wisconsin (1/13/24, T, 3-3) *
 - 44 vs. Alaska-Anchorage (2/17/24, L, 3-0) *
- Most Saves at RIT: 27 (twice) vs. Robert Morris (12/6/24, L 7-3), vs. Colgate (10/26/24, L, 4-3)
* Playing for Lindenwood

Ethan David

Career Games w/30+ saves - 1 (Most Recent: 30 at New Hampshire 11/30/24 L, 6-1)
Single Game Saves

- 30 at New Hampshire (11/30/24 L, 6-1)
- 24 vs. Robert Morris (12/7/24, W, 4-3 OT - 1st career start)
24 at Bentley (11/8/24, L, 5-0)
- 12 at Sacred Heart (11/22/24, L, 3-2)

Jakub Krbec

Career Games w/40+ Saves - 2 (Most Recent 44 at Bowling Green 12/29/24, L, 2-1)
Career Games w/30+ Saves - 11 (Most Recent 44 at Bowling Green 12/29/24, L, 2-1)
Career Points - 1 (Assist at Bentley 11/9/24, W, 6-2)
Single Game Saves

- 44 at Bowling Green (12/29/24, L, 2-1)
- 43 vs. Bowling Green (10/19/24, L, 2-1 OT)
- 35 at Niagara (10/30/24, L, 4-1)
- 33 at Bentley (11/9/24, W, 6-2)
33 vs. Colgate (10/25/24, L, 5-4)

IN THE RECORD BOOK (D1 ERA ONLY)

CAREER SCORING LIST

NAME	GP	G	A	P
1. Cameron Burt (2008-12)	147	43	93	136
2. Simon Lambert (2005-08)	104	55	77	132
3. Andrew Favot (2007-11)	140	41	89	130
4. Dan Ringwald (2006-10)	145	21	104	125
5. Josh Mitchell (2012-16)	154	31	90	121
6. Erik Brown (2016-19)	148	70	45	115
7. Matt Garbowsky (2011-15)	128	48	66	114
8. Carter Wilkie (2021-24)	117	43	68	111
9. Brad McGowan (2011-15)	150	46	64	110
Mike Colavecchia (2010-14)	140	44	66	110
11. Elijah Gonsalves (2019-24)	145	47	61	108
12. Jake Hamacher (2017-22)	165	43	63	106
Adam Brubacher (2016-20)	148	26	80	106
14. Myles Powell (2014-18)	149	45	60	105
15. Gabe Valenzuela (2015-19)	135	38	66	104
16. Tyler Brenner (2008-11)	108	55	47	102
17. Alan Mazur (2006-10)	137	27	72	99
Matt Smith (2005-08)	104	53	46	99
19. Abbott Girduckis (2015-19)	146	30	63	97
20. Greg Noyes (2010-14)	150	24	68	92
21. Will Calverley (2018-22)	125	47	44	91
22. Brennan Sarazin (2005-09)	144	39	51	90
23. Ben Lynch (2010-14)	147	31	58	89
24. Dan Willett (2017-22)	166	14	74	88
25. Cody Laskosky (2020-24)	124	32	52	84
26. Kobe Walker (2018-23)	142	40	40	80
27. Aiden Hansen-Bukata	132	9	69	78
28. Chris Saracino (2009-13)	128	20	53	73
Chris Haltgin (2008-12)	147	24	49	73
30. Adam Hartley (2009-13)	150	33	38	71

SINGLE SEASON 30-POINT SCORERS

NAME	G	A	P
1. Matt Garbowsky (2014-15)	26	28	54
2. Josh Mitchell (2014-15)	16	36	52
3. Simon Lambert (2007-08)	21	30	51
4. Cameron Burt (2009-10)	16	31	47
5. Brad McGowan (2014-15)	23	23	46
Andrew Favot (2009-10)	13	33	46
7. Steve Pinizzotto (2006-07)	13	31	44
8. Andrew Favot (2010-11)	13	30	43
9. Erik Brown (2017-18)	29	13	42
Brennan Sarazin (2008-09)	19	23	42
Simon Lambert (2006-07)	17	25	42
12. Carter Wilkie (2023-24)	16	25	41
Cody Laskosky (2023-24)	14	27	41
Tyler Brenner (2010-11)	26	15	41
15. Carter Wilkie (2022-23)	14	26	40
16. Myles Powell (2017-18)	13	26	39
Matt Smith (2007-08)	27	12	39
Simon Lambert (2006-07)	17	22	39
19. Elijah Gonsalves (2023-24)	20	18	38
Gianfranco Cassaro (2023-24)	18	20	38
21. Dan Ringwald (2009-10)	11	26	37
22. Gianfranco Cassaro (2023-24)	18	20	38
23. Abbott Girduckis (2018-19)	11	25	36
Josh Mitchell (2015-16)	6	30	36
25. Gabe Valenzuela (2017-18)	11	24	35
Tyler Brenner (2008-09)	14	21	35
Matt Smith (2006-07)	17	18	35
Matthew Wilde (2023-24)	19	16	35
29. Dan Ringwald (2008-09)	3	31	34
Dan Ringwald (2007-08)	3	31	34
31. Matt Garbowsky (2012-13)	11	22	33
32. Aiden Hansen Bukata (2022-23)	2	30	32
Gianfranco Cassaro (2022-23)	14	18	32
Myles Powell (2015-16)	15	17	32
Chris Saracino (2012-13)	11	21	32
Mike Colavecchia (2011-12)	14	18	32
Matt Crowell (2008-09)	17	15	32
38. Aiden Hansen-Bukata (2023-24)	5	26	31
Adam Brubacher (2018-19)	7	24	31
Cameron Burt (2011-12)	8	23	31
Andrew Favot (2008-09)	10	21	31
42. Carter Wilkie (2021-22)	13	17	30
Mike Colavecchia (2012-13)	12	18	30
Ben Lynch (2010-11)	7	23	30
Cameron Burt (2008-09)	13	17	30
Al Mazur (2006-07)	6	24	30

CAREER SAVES

1. Tommy Scarfone (2021-24)	2,494
2. Logan Drackett (2017-21)	2,468
3. Mike Rotolo (2013-17)	2,355
4. Jordan Ruby (2011-15)	1,787
5. Shane Madolora (2009-12)	1,727
6. Louis Menard (2005-09)	1,705
7. Jared DeMichiel (2006-10)	1,588

CAREER GOALIE APPEARANCES

1. Logan Drackett (2017-21)	99
2. Mike Rotolo (2013-17)	94
3. Tommy Scarfone (2021-24)	90
4. Louis Menard (2005-09)	68
5. Jared DeMichiel (2006-10)	66
6. Jordan Ruby (2011-15)	65
Shane Madolora (2009-12)	65

CAREER GOALIE STARTS

1. Logan Drackett (2017-21)	97
2. Mike Rotolo (2013-17)	91
3. Tommy Scarfone (2021-24)	88
4. Louis Menard (2005-09)	66
5. Jared DeMichiel (2006-10)	63
6. Shane Madolora (2009-12)	62
Jordan Ruby (2011-15)	62

CAREER WINS

1. Tommy Scarfone (2021-24)	55
2. Logan Drackett (2017-21)	43
3. Jared DeMichiel (2006-10)	41
4. Mike Rotolo (2013-17)	40
5. Louis Menard (2005-09)	39
6. Shane Madolora (2009-12)	36
7. Jordan Ruby (2011-15)	23

CAREER GAA (Min. 500 minutes played)

1. Shane Madolora (2009-12)	1.99
2. Tommy Scarfone (2021-24)	2.36
3. Jared DeMichiel (2006-10)	2.48
4. Mike Rotolo (2013-17)	2.67
5. Jordan Ruby (2011-15)	2.89
6. Logan Drackett (2017-21)	2.92
7. Louis Menard (2005-09)	2.94

CAREER SHUTOUTS

1. Shane Madolora (2009-12)	13
2. Tommy Scarfone (2021-24)	9
3. Jared DeMichiel (2006-10)	7
4. Mike Rotolo (2013-17)	6
5. Logan Drackett (2017-21)	4
6. Jordan Ruby (2011-15)	3

RIT HAT-TRICKS (20)

Date	Player	Opponent	Score
2/16/24	Carter Wilkie	Air Force	W, 7-3
1/20/24	Cody Laskosky	at Robert Morris	W, 7-1
2/17/23	Kobe Walker	Bentley	W, 4-0
12/3/22	Cody Laskosky	at Canisius	W, 10-4
10/15/22	Tyler Mahan	Union	W, 8-5
1/28/21	Will Calverley	Mercyhurst	W, 6-4
11/27/20	Will Calverley	Clarkson	W, 8-5
11/1/19	Andrew Rinaldi	Holy Cross	W, 7-4
2/17/18	Erik Brown *	at Sacred Heart	W, 5-0
2/12/18	Erik Brown	at Mercyhurst	W, 6-5 OT
3/14/15	Brad McGowan *	Air Force	W, 7-3
2/27/15	Matt Garbowsky	Mercyhurst	W, 8-0
2/21/15	Brad McGowan	Robert Morris	W, 4-3
11/14/14	Matt Garbowsky	at Canisius	T, 3-3
1/14/12	Mike Colavecchia	at Sacred Heart	W, 10-0
10/31/09	Dan Ringwald	Connecticut	W, 7-0
10/30/09	Alan Mazur	Connecticut	W, 6-2
1/22/09	Matt Crowell	at Canisius	W, 5-2
3/8/08	Matt Smith	Holy Cross	W, 5-4 OT
3/7/08	Matt Smith	Holy Cross	W, 5-4 OT

* Scored 4 goals

SINGLE SEASON WINS

1. Jared DeMichiel (2009-10)	27
2. Tommy Scarfone (2023-24)	25
3. Tommy Scarfone (2022-23)	22
4. Louis Menard (2007-08)	18
5. Shane Madolora (2011-12)	18
6. Logan Drackett (2019-20)	17
Shane Madolora (2010-11)	17
8. Logan Drackett (2018-19)	14
Mike Rotolo (2016-17)	14

SINGLE SEASON SAVES

1. Tommy Scarfone (2023-24)	1,015
2. Tommy Scarfone (2022-23)	934
3. Jared DeMichiel (2009-10)	920
4. Jocelyn Guimond (2005-06)	911
5. Logan Drackett (2018-19)	902
6. Logan Drackett (2019-20)	856
Shane Madolora (2011-12)	856
8. Louis Menard (2007-08)	851
9. Mike Rotolo (2016-17)	840

SINGLE SEASON GAA (Min. 1/3 time)

1. Shane Madolora (2010-11)	1.93
Shane Madolora (2011-12)	1.93
3. Jared DeMichiel (2009-10)	2.09
4. Jordan Ruby (2014-15)	2.10
5. Tommy Scarfone (2023-24)	2.26
6. Tommy Scarfone (2022-23)	2.41
7. Tommy Scarfone (2021-22)	2.46
8. Jocelyn Guimond (2006-07)	2.48

SINGLE SEASON GOALIE APPEARANCES

1. Jared DeMichiel (2009-10)	38
2. Tommy Scarfone (2023-24)	36
Mike Rotolo (2016-17)	36
4. Tommy Scarfone (2022-23)	34
Logan Drackett (2018-19)	34
6. Logan Drackett (2019-20)	33
Louis Menard (2007-08)	33
Shane Madolora (2011-12)	32
9. Jocelyn Guimond (2005-06)	30

SINGLE-SEASON GOALS - DEFENSEMEN

1. Gianfranco Cassaro (2023-24)	17
2. Gianfranco Cassaro (2022-23)	14
3. Chris Saracino (2012-13)	11
Dan Ringwald (2009-10)	11
Chris Haltgin (2009-10)	11
6. Chris Tanev (2009-10)	10
7. Adam Brubacher (2017-18)	9
Greg Noyes (2012-13)	9
Brent Patry (2006-07)	9
10. Chase Norrish (2015-16)	8

RIT CONSECUTIVE SHUTOUTS (D1 ERA)


Score	Opponent	Goaltender, Saves	Date
W 10-0	at Sacred Heart	Shane Madolora, 20	11/14/12
W 3-0	at Sacred Heart	Shane Madolora, 26	11/15/12
W 2-0	at Bentley	Shane Madolora, 26	11/20/12
W 3-0	CANISIUS	Shane Madolora, 18	2/11/11
W 6-0	at Canisius	Shane Madolora, 28	2/13/11
W 3-0	AIR FORCE	Jared DeMichiel, 27	2/20/10
W 8-0	CANISIUS*	Jared DeMichiel, 20	2/26/10
		Jan Ropponen, 2	
W 2-0	HOLY CROSS	Jared DeMichiel, 22	1/9/10
W 4-0	at UConn	Jared DeMichiel, 25	1/15/10

* DeMichiel 50:48, Ropponen 9:12


2024-25 RIT TIGERS MEN'S HOCKEY




1
JAKUB KRBECEK
First-Year Goaltender
Prague, Czech Republic



3
RYAN WILLIAMS
First-Year Defenseman
Pleasantville, Ohio




4
DIMITRI MIKROGIANNAKIS
Grad Student Defenseman
Aurora, Ontario



5
GUSTAV BLOM
Junior Defenseman
Stockholm, Sweden



6
MATTHEW WILDE
Sophomore Forward
Mississauga, Ontario



7
TANNER ANDREW
Senior Forward
Virden, Manitoba



8
EVAN MILLER
Senior Forward
Niagara-on-the-Lake, Ontario




9
TYLER FUKAKUSA
Sophomore Forward
Mississauga, Ontario




10
PHILIPPE JACQUES
Junior Forward
Quebec City, Quebec



11
NICK CAFARELLI
Grad Student Forward
Middleton, Massachusetts



12
SIMON ISABELLE
Junior Forward
Whitehorse, Yukon Territory



14
TYLER MAHAN
Junior Forward
Calgary, Alberta



15
ADAM JEFFERY
Junior Forward
Leamington, Ontario



16
TY WHYTE
First-Year Forward
North Gower, Ontario



17
TRISTAN ALLEN
First-Year Defenseman
Kamloops, British Columbia




18
KEVIN SCOTT
Sophomore Defenseman
Ashburn, Virginia



21
MATHIEU COBETTO-ROY
First-Year Forward
Montreal, Quebec



22
GRADY HOBBS
Senior Forward
Deloraine, Manitoba




23
CHRISTIAN CATALANO
Sophomore Forward
Mississauga, Ontario



24
MASON CROUCHER
First-Year Defenseman
Victoria, British Columbia




25
DOUGLAS SCOTT
Senior Defenseman
North Vancouver, British Columbia



27
CROSSLEY STEWART
Sophomore Defenseman
Prince Rupert, British Columbia



28
XAVIER LAPOINTE
Junior Defenseman
St. Jerome, Quebec



32
TRENT BURNHAM
Junior Goaltender
Eagle River, Alaska



40
ETHAN DAVID
First-Year Goaltender
Vancouver, British Columbia



WAYNE WILSON
Head Coach



BRIAN HILLS
Associate Head Coach



DAVE INSALACO
Associate Head Coach



BEN EMKE
Head Athletic Trainer



JAKE KAPEL
Hockey Ops Coordinator



OSCAR NGUYEN
Student Manager



JOSH GUERNSEY
Video Coordinator



2024-25 RIT Men's Ice Hockey
Overall Individual Statistics
All games

Game Records

Overall	Conference	Home	Away	Neutral
4 - 15 - 1	3 - 8 - 1	1 - 7 - 0	3 - 8 - 1	0 - 0 - 0

# Player	GP	Shots						+/-	Penalties				Goals								BLK		
		G	A	PTS	SH	SH%	PEN-MIN		MIN	MAJ	OTH	PP	SH	FG	GW	GT	OT	HT	PN	UA			
9 Fukakusa, Tyler	20	5	16	21	34	.147	-9	4-8	4	0	0	2	0	1	0	0	0	0	0	0	0	0	8
6 Wilde, Matthew	12	7	7	14	40	.175	-2	2-4	2	0	0	1	0	0	0	0	0	0	0	0	0	0	1
23 Catalano, Christian	20	4	10	14	64	.063	-6	12-46	8	2	2	1	0	1	1	0	1	0	0	0	0	4	
17 Allen, Tristan	19	2	10	12	21	.095	-10	12-24	12	0	0	2	0	1	0	0	0	0	0	0	0	14	
12 Isabelle, Simon	20	7	3	10	28	.250	-3	4-8	4	0	0	1	0	2	1	0	0	0	0	0	0	14	
7 Andrew, Tanner	20	4	5	9	42	.095	-12	3-6	3	0	0	1	0	2	1	0	0	0	0	0	1	5	
4 Mikrogiannakis, Dimitri	18	3	5	8	38	.079	-5	3-6	3	0	0	0	0	0	0	0	0	0	0	0	0	41	
11 Cafarelli, Nick	20	1	7	8	27	.037	-5	8-16	8	0	0	0	0	0	0	0	0	0	0	0	0	3	
28 Lapointe, Xavier	12	3	3	6	20	.150	-2	7-14	7	0	0	2	0	1	0	0	0	0	0	0	0	2	
22 Hobbs, Grady	15	1	3	4	32	.031	-8	2-4	2	0	0	0	0	0	0	1	0	0	0	0	0	8	
10 Jacques, Philippe	19	3	0	3	24	.125	-10	1-2	1	0	0	0	0	0	0	0	0	0	0	0	0	9	
14 Mahan, Tyler	20	1	2	3	21	.048	-6	4-8	4	0	0	0	0	0	1	0	0	0	0	0	0	12	
15 Jeffery, Adam	19	1	2	3	15	.067	-7	3-6	3	0	0	0	0	0	0	0	0	0	0	0	1	4	
21 Cobetto-Roy, Mathieu	20	0	3	3	25	.000	-3	3-6	3	0	0	0	0	0	0	0	0	0	0	0	0	6	
5 Blom, Gustav	19	2	0	2	16	.125	+1	1-2	1	0	0	0	0	0	0	0	0	0	0	0	0	26	
16 Whyte, Ty	12	1	1	2	10	.100	+2	8-24	7	0	1	0	0	0	0	0	0	0	0	0	1	2	
25 Scott, Douglas	13	1	1	2	7	.143	-5	5-10	5	0	0	0	0	0	0	0	0	0	0	0	0	5	
27 Stewart, Crossley	11	0	2	2	10	.000	0	5-21	3	1	1	0	0	0	0	0	0	0	0	0	0	8	
8 Miller, Evan	14	1	0	1	6	.167	-7	3-6	3	0	0	0	0	0	0	0	0	0	0	0	0	3	
20 Marx-Norén, Kevin	5	1	0	1	4	.250	-2	0-0	0	0	0	0	0	0	0	0	0	0	0	0	1	1	
18 Scott, Kevin	20	0	1	1	17	.000	-16	4-8	4	0	0	0	0	0	0	0	0	0	0	0	0	21	
3 Williams, Ryan	15	0	1	1	11	.000	-7	3-6	3	0	0	0	0	0	0	0	0	0	0	0	0	17	
1 Krbecsek, Jakub	12	0	1	1	0	.000	0	2-4	2	0	0	0	0	0	0	0	0	0	0	0	0	0	
24 Croucher, Mason	13	0	0	0	13	.000	-5	5-10	5	0	0	0	0	0	0	0	0	0	0	0	0	10	
32 Burnham, Trent	6	0	0	0	0	.000	0	0-0	0	0	0	0	0	0	0	0	0	0	0	0	0	0	
40 David, Ethan	4	0	0	0	0	.000	0	0-0	0	0	0	0	0	0	0	0	0	0	0	0	0	0	
TM TEAM	20	0	0	0	0	.000	0	0-0	0	0	0	0	0	0	0	0	0	0	0	0	0	0	
Totals	20	48	83	131	525	.091	-127	104-249	97	3	4	10	0	8	4	1	1	0	0	4	224		
Opponents	20	77	129	206	683	.113	+123	88-206	83	2	3	14	1	12	15	0	2	0	0	3	292		

# Player	GP-GS	Goal Average			Saves		Record			Goals Allowed					
		MINUTES	GA	AVG	SAVES	PCT	W	L	T	SHO	PP	SH	EN	PEN	SOG
1 Krbecsek, Jakub	12-12	720:29	42	3.50	392	.903	3	8	1	0	8	1	0	0	1
32 Burnham, Trent	6-6	297:50	22	4.43	124	.849	0	6	0	0	4	0	2	0	0
40 David, Ethan	4-2	181:39	11	3.63	90	.891	1	1	0	0	2	0	0	0	0
TM EMPTY NET	-	14:09	2	8.48	0	.000	0	0	0	0	0	0	0	0	0
Totals	20	1214:07	77	3.81	606	.887	4	15	1	0	14	1	2	0	1
Opponents	20	1214:07	48	2.37	477	.909	15	4	1	1	10	0	2	0	0



2024-25 RIT Men's Ice Hockey
Overall Individual Statistics
All games

Faceoffs

#	Player	GP	W	L	PCT.
12	Isabelle, Simon	20	232	158	.595
9	Fukakusa, Tyler	20	231	191	.547
21	Cobetto-Roy, Mathieu	20	88	87	.503
6	Wilde, Matthew	12	1	1	.500
22	Hobbs, Grady	15	2	2	.500
8	Miller, Evan	14	1	1	.500
16	Whyte, Ty	12	6	7	.462
10	Jacques, Philippe	19	67	87	.435
11	Cafarelli, Nick	20	10	16	.385
14	Mahan, Tyler	20	2	6	.250
7	Andrew, Tanner	20	3	20	.130
23	Catalano, Christian	20	0	4	.000
18	Scott, Kevin	20	0	1	.000

Power Play Scoring

#	Player	GP	G	A	PTS	SHOTS	PCT.
9	Fukakusa, Tyler	20	2	5	7	8	.250
17	Allen, Tristan	19	2	5	7	7	.286
23	Catalano, Christian	20	1	3	4	21	.048
6	Wilde, Matthew	12	1	2	3	7	.143
28	Lapointe, Xavier	12	2	1	3	9	.222
7	Andrew, Tanner	20	1	1	2	3	.333
21	Cobetto-Roy, Mathieu	20	0	2	2	7	.000
12	Isabelle, Simon	20	1	0	1	3	.333
4	Mikrogiannakis, Dimitri	18	0	1	1	4	.000

Short Handed Scoring

#	Player	GP	G	A	PTS	SHOTS	PCT.
---	--------	----	---	---	-----	-------	------



**2024-25 RIT Men's Ice Hockey
Team Overall/Conference Statistics
All games**

Game Records

Overall	Conference	Home	Away	Neutral
4 - 15 - 1	3 - 8 - 1	1 - 7 - 0	3 - 8 - 1	0 - 0 - 0

Overall

# Player	GP	G	A	PTS	SH	+/-	PEN-MIN	PP	SH	GW	BLK
9 Fukakusa, Tyler	20	5	16	21	34	-9	4-8	2	0	0	8
6 Wilde, Matthew	12	7	7	14	40	-2	2-4	1	0	0	1
23 Catalano, Christian	20	4	10	14	64	-6	12-46	1	0	1	4
17 Allen, Tristan	19	2	10	12	21	-10	12-24	2	0	0	14
12 Isabelle, Simon	20	7	3	10	28	-3	4-8	1	0	1	14
7 Andrew, Tanner	20	4	5	9	42	-12	3-6	1	0	1	5
4 Mikrogianakis, Dimitri	18	3	5	8	38	-5	3-6	0	0	0	41
11 Cafarelli, Nick	20	1	7	8	27	-5	8-16	0	0	0	3
28 Lapointe, Xavier	12	3	3	6	20	-2	7-14	2	0	0	2
22 Hobbs, Grady	15	1	3	4	32	-8	2-4	0	0	0	8
10 Jacques, Philippe	19	3	0	3	24	-10	1-2	0	0	0	9
14 Mahan, Tyler	20	1	2	3	21	-6	4-8	0	0	1	12
15 Jeffery, Adam	19	1	2	3	15	-7	3-6	0	0	0	4
21 Cobetto-Roy, Mathieu	20	0	3	3	25	-3	3-6	0	0	0	6
5 Blom, Gustav	19	2	0	2	16	+1	1-2	0	0	0	26
16 Whyte, Ty	12	1	1	2	10	+2	8-24	0	0	0	2
25 Scott, Douglas	13	1	1	2	7	-5	5-10	0	0	0	5
27 Stewart, Crossley	11	0	2	2	10	0	5-21	0	0	0	8
8 Miller, Evan	14	1	0	1	6	-7	3-6	0	0	0	3
20 Marx-Norén, Kevin	5	1	0	1	4	-2	0-0	0	0	0	1
18 Scott, Kevin	20	0	1	1	17	-16	4-8	0	0	0	21
3 Williams, Ryan	15	0	1	1	11	-7	3-6	0	0	0	17
1 Krbecek, Jakub	12	0	1	1	0	0	2-4	0	0	0	0
24 Croucher, Mason	13	0	0	0	13	-5	5-10	0	0	0	10
32 Burnham, Trent	6	0	0	0	0	0	0-0	0	0	0	0
40 David, Ethan	4	0	0	0	0	0	0-0	0	0	0	0
TM TEAM	20	0	0	0	0	0	0-0	0	0	0	0
Totals	20	48	83	131	525	-127	104-249	10	0	4	224
Opponents	20	77	129	206	683	+123	88-206	14	1	15	292

Conference

GP	G	A	PTS	SH	+/-	PEN-MIN	PP	SH	GW	BLK	
12	4	12	16	23	-3	3-6	1	0	0	4	
9	6	7	13	27	0	1-2	1	0	0	1	
12	3	7	10	48	-2	5-32	1	0	1	3	
12	1	8	9	16	-4	9-18	1	0	0	7	
12	4	1	5	17	-4	3-6	0	0	1	7	
12	1	5	6	27	-8	1-2	1	0	0	2	
10	1	2	3	23	-4	3-6	0	0	0	16	
12	0	4	4	13	-3	5-10	0	0	0	3	
6	3	0	3	16	+1	4-8	2	0	0	1	
9	1	2	3	22	-6	1-2	0	0	0	4	
12	3	0	3	19	-5	1-2	0	0	0	1	
12	1	1	2	16	-3	0-0	0	0	1	4	
11	0	1	1	7	-4	0-0	0	0	0	1	
12	0	3	3	15	-3	1-2	0	0	0	4	
11	2	0	2	12	-1	0-0	0	0	0	10	
8	1	1	2	7	+1	5-18	0	0	0	1	
7	1	1	2	5	0	0-0	0	0	0	3	
6	0	1	1	7	-3	3-17	0	0	0	3	
9	0	0	0	4	-5	2-4	0	0	0	2	
2	0	0	0	2	-3	0-0	0	0	0	0	
12	0	1	1	8	-9	3-6	0	0	0	12	
9	0	1	1	10	-5	2-4	0	0	0	9	
7	0	1	1	0	0	1-2	0	0	0	0	
9	0	0	0	8	-3	4-8	0	0	0	7	
4	0	0	0	0	0	0-0	0	0	0	0	
3	0	0	0	0	0	0-0	0	0	0	0	
12	0	0	0	0	0	0-0	0	0	0	0	
Totals	12	32	59	91	352	-76	57-155	7	0	3	105
Opponents	12	48	80	128	390	+71	51-121	9	1	8	198

Overall

# Player	GP	MIN.	GA	GA AVG	SAVES	PCT	W	L	T	SHO
1 Krbecek, Jakub	12	720:29	42	3.50	392	.903	3	8	1	0
32 Burnham, Trent	6	297:50	22	4.43	124	.849	0	6	0	0
40 David, Ethan	4	181:39	11	3.63	90	.891	1	1	0	0
TM EMPTY NET	-	14:09	2	8.48	0	.000	0	0	0	0
Totals	20	1214:07	77	3.81	606	.887	4	15	1	0
Opponents	20	1214:07	48	2.37	477	.909	15	4	1	1

Conference

GP	MIN.	GA	GA AVG	SAVES	PCT	W	L	T	SHO	
7	419:59	26	3.71	209	.889	2	4	1	0	
4	175:47	15	5.12	73	.830	0	4	0	0	
3	121:39	5	2.47	60	.923	1	0	0	0	
-	09:49	2	12.22	0	.000	0	0	0	0	
Totals	12	727:14	48	3.96	342	.877	3	8	1	0
Opponents	12	727:14	32	2.64	320	.909	8	3	1	0

Shots on Goal

	SHOTS	AVG/G	SHOT%
RIT	525	26.25	.091
Opponents	683	34.15	.113

Shots on Goal

	SHOTS	AVG/G	SHOT%
RIT	352	29.33	.091
Opponents	390	32.50	.123

Power Plays

	GOALS	CHANCE	PP%
RIT	10	64	.156
Opponents	14	78	.179

Power Plays

	GOALS	CHANCE	PP%
RIT	7	40	.175
Opponents	9	42	.214

Goals by Periods

Team	1st	2nd	3rd	OT	TOTAL
RIT	12	19	16	1	48
Opponents	26	25	24	2	77

Goals by Periods

Team	1st	2nd	3rd	OT	TOTAL
RIT	8	11	12	1	32
Opponents	15	16	17	0	48



**2024-25 RIT Men's Ice Hockey
Team Game-by-Game
All games**

Date	Opponent	Score	G	A	PTS	SHOTS	SH%	+/-	PEN-MIN	PP	SH	EN	GW	GT	HAT	UA	BLK
10/05/2024	at St. Lawrence	2-3	2	3	5	22	.091	-3	5-10	0	0	0	0	0	0	0	15
10/06/2024	at Clarkson	3-2	3	4	7	18	.167	+9	10-20	0	0	0	1	0	0	1	17
10/11/2024	at Mercyhurst	2-4	2	3	5	33	.061	-12	3-6	0	0	0	0	0	0	0	3
10/12/2024	at Mercyhurst	4-2	4	7	11	41	.098	+20	3-6	0	0	1	1	0	0	0	7
10/19/2024	Bowling Green	1-2	1	2	3	27	.037	+2	6-12	0	0	0	0	0	0	0	16
10/25/2024	Colgate	4-5	4	6	10	24	.167	-5	6-12	0	0	0	0	0	0	1	12
10/26/2024	Colgate	3-4	3	5	8	23	.130	-9	5-10	2	0	0	0	0	0	0	16
10/30/2024	at Niagara	1-4	1	2	3	29	.034	-15	6-12	1	0	0	0	0	0	0	13
11/08/2024	at Bentley	0-5	0	0	0	19	.000	-25	7-25	0	0	0	0	0	0	0	4
11/09/2024	at Bentley	6-2	6	12	18	31	.194	+14	5-10	1	0	1	1	0	0	0	12
11/15/2024	Army West Point	1-5	1	1	2	20	.050	-20	7-22	0	0	0	0	0	0	0	12
11/16/2024	Army West Point	2-4	2	4	6	34	.059	-15	6-23	1	0	0	0	0	0	0	9
11/22/2024	at Sacred Heart	2-3	2	4	6	29	.069	-5	2-4	0	0	0	0	0	0	0	6
11/23/2024	at Sacred Heart	3-3	3	6	9	25	.120	0	5-21	1	0	0	0	1	0	0	13
11/29/2024	at New Hampshire	1-5	1	2	3	22	.045	-15	6-12	0	0	0	0	0	0	0	19
11/30/2024	at New Hampshire	1-6	1	2	3	17	.059	-25	5-10	1	0	0	0	0	0	0	13
12/03/2024	Canisius	4-6	4	8	12	33	.121	-10	5-10	1	0	0	0	0	0	0	9
12/06/2024	Robert Morris	3-7	3	6	9	31	.097	-11	5-10	1	0	0	0	0	0	0	9
12/07/2024	Robert Morris	4-3	4	6	10	27	.148	+3	3-6	1	0	0	1	0	0	1	8
12/29/2024	at Bowling Green	1-2	1	0	1	20	.050	-5	4-8	0	0	0	0	0	0	1	11
RIT			48	83	131	525	.091	-127	104-249	10	0	2	4	1	0	4	224
Opponents			77	129	206	683	.113	+123	88-206	14	1	2	15	0	0	3	292

TEAM PER-GAME

Games played	Shots per game	Goals per game	Assists per game	Points per game
20	26.25	2.40	4.15	6.55



**2024-25 RIT Men's Ice Hockey
Team Game-by-Game
All games**

Date	Opponent	Score	MINUTES	GA	GAAVG	SAVES	SAVES%	W	L	T	PP	SH	EN	PN	SO
10/05/2024	at St. Lawrence	2-3	62:40	3	2.87	24	.889	0	1	0	0	0	0	0	0
10/06/2024	at Clarkson	3-2	60:00	2	2.45	32	.918	1	0	0	1	0	0	0	0
10/11/2024	at Mercyhurst	2-4	60:00	4	2.96	26	.901	0	1	0	0	0	1	0	0
10/12/2024	at Mercyhurst	4-2	60:00	2	2.72	31	.911	1	0	0	2	0	0	0	0
10/19/2024	Bowling Green	1-2	64:13	2	2.54	43	.923	0	1	0	1	0	0	0	0
10/25/2024	Colgate	4-5	60:00	5	2.94	33	.913	0	1	0	0	0	0	0	0
10/26/2024	Colgate	3-4	60:00	4	3.09	27	.908	0	1	0	1	0	0	0	0
10/30/2024	at Niagara	1-4	60:00	4	3.20	35	.906	0	1	0	1	0	0	0	0
11/08/2024	at Bentley	0-5	60:00	5	3.40	34	.902	0	1	0	0	0	0	0	0
11/09/2024	at Bentley	6-2	60:00	2	3.26	33	.906	1	0	0	0	0	0	0	0
11/15/2024	Army West Point	1-5	60:00	5	3.42	31	.902	0	1	0	0	0	0	0	0
11/16/2024	Army West Point	2-4	60:00	4	3.47	30	.900	0	1	0	0	1	0	0	0
11/22/2024	at Sacred Heart	2-3	60:00	3	3.43	22	.899	0	1	0	0	0	0	0	0
11/23/2024	at Sacred Heart	3-3	65:00	3	3.38	30	.900	0	0	1	1	0	0	0	1
11/29/2024	at New Hampshire	1-5	60:00	5	3.49	31	.897	0	1	0	1	0	0	0	0
11/30/2024	at New Hampshire	1-6	60:00	6	3.64	30	.893	0	1	0	1	0	0	0	0
12/03/2024	Canisius	4-6	60:00	6	3.78	19	.887	0	1	0	1	0	0	0	0
12/06/2024	Robert Morris	3-7	60:00	7	3.96	27	.882	0	1	0	3	0	1	0	0
12/07/2024	Robert Morris	4-3	62:14	3	3.90	24	.882	1	0	0	1	0	0	0	0
12/29/2024	at Bowling Green	1-2	60:00	2	3.81	44	.887	0	1	0	0	0	0	0	0
RIT			1214:07	77	3.81	606	.887	4	15	1	14	1	2	0	1
Opponents			1214:07	48	2.37	477	.909	15	4	1	10	0	2	0	0



2024-25 RIT Men's Ice Hockey Individual Season/Career Statistics All games

Season

# Player	GP	G	A	PTS	SH	SH%	+/-	PEN-MIN	PP	SH	FG	GW	GT	OT	HT	UA	BLK
1 Krbec, Jakub	12	0	1	1	0	.000	0	2-4	0	0	0	0	0	0	0	0	0
3 Williams, Ryan	15	0	1	1	11	.000	-7	3-6	0	0	0	0	0	0	0	0	17
4 Mikrogianakis, Dimitri	18	3	5	8	38	.079	-5	3-6	0	0	0	0	0	0	0	0	41
5 Blom, Gustav	19	2	0	2	16	.125	+1	1-2	0	0	0	0	0	0	0	0	26
6 Wilde, Matthew	12	7	7	14	40	.175	-2	2-4	1	0	0	0	0	0	0	0	1
7 Andrew, Tanner	20	4	5	9	42	.095	-12	3-6	1	0	2	1	0	0	0	1	5
8 Miller, Evan	14	1	0	1	6	.167	-7	3-6	0	0	0	0	0	0	0	0	3
9 Fukakusa, Tyler	20	5	16	21	34	.147	-9	4-8	2	0	1	0	0	0	0	0	8
10 Jacques, Philippe	19	3	0	3	24	.125	-10	1-2	0	0	0	0	0	0	0	0	9
11 Cafarelli, Nick	20	1	7	8	27	.037	-5	8-16	0	0	0	0	0	0	0	0	3
12 Isabelle, Simon	20	7	3	10	28	.250	-3	4-8	1	0	2	1	0	0	0	0	14
14 Mahan, Tyler	20	1	2	3	21	.048	-6	4-8	0	0	0	1	0	0	0	0	12
15 Jeffery, Adam	19	1	2	3	15	.067	-7	3-6	0	0	0	0	0	0	0	1	4
16 Whyte, Ty	12	1	1	2	10	.100	+2	8-24	0	0	0	0	0	0	0	1	2
17 Allen, Tristan	19	2	10	12	21	.095	-10	12-24	2	0	1	0	0	0	0	0	14
18 Scott, Kevin	20	0	1	1	17	.000	-16	4-8	0	0	0	0	0	0	0	0	21
20 Marx-Norén, Kevin	5	1	0	1	4	.250	-2	0-0	0	0	0	0	0	0	0	1	1
21 Cobetto-Roy, Mathieu	20	0	3	3	25	.000	-3	3-6	0	0	0	0	0	0	0	0	6
22 Hobbs, Grady	15	1	3	4	32	.031	-8	2-4	0	0	0	1	0	0	0	0	8
23 Catalano, Christian	20	4	10	14	64	.063	-6	12-46	1	0	1	1	0	1	0	0	4
24 Croucher, Mason	13	0	0	0	13	.000	-5	5-10	0	0	0	0	0	0	0	0	10
25 Scott, Douglas	13	1	1	2	7	.143	-5	5-10	0	0	0	0	0	0	0	0	5
27 Stewart, Crossley	11	0	2	2	10	.000	0	5-21	0	0	0	0	0	0	0	0	8
28 Lapointe, Xavier	12	3	3	6	20	.150	-2	7-14	2	0	1	0	0	0	0	0	2
32 Burnham, Trent	6	0	0	0	0	.000	0	0-0	0	0	0	0	0	0	0	0	0
40 David, Ethan	4	0	0	0	0	.000	0	0-0	0	0	0	0	0	0	0	0	0
Totals	20	48	83	131	525	.091	-127	104-249	10	0	8	4	1	1	0	4	224
Opponents	20	77	129	206	683	.113	+123	88-206	14	1	12	15	0	2	0	3	292

Career

# Player	GP	G	A	PTS	SH	SH%	+/-	PEN-MIN	PP	SH	FG	GW	GT	OT	HT	UA	BLK
12	0	1	1	0	.000	0	2-4	0	0	0	0	0	0	0	0	0	0
15	0	1	1	1	.000	-7	3-6	0	0	0	0	0	0	0	0	0	17
140	10	25	35	197	.051	+24	52-118	0	0	0	0	0	0	0	0	0	209
73	5	7	12	60	.083	+4	12-24	0	0	0	2	0	0	0	0	0	62
52	26	23	49	169	.154	+11	10-20	8	0	3	3	0	0	0	0	0	5
125	21	31	52	234	.090	-10	26-55	3	0	6	7	0	1	0	1	4	52
51	2	8	10	30	.067	-7	11-33	0	0	0	0	0	0	0	0	0	14
59	14	35	49	92	.152	+10	13-26	2	0	2	3	0	0	0	1	24	
78	9	6	15	75	.120	-7	14-28	1	0	2	1	0	0	0	0	0	25
100	14	29	43	118	.119	-6	37-96	5	0	2	1	0	0	0	1	27	
93	21	19	40	123	.171	+1	23-65	2	2	5	3	1	1	0	0	43	
94	18	18	36	131	.137	+18	20-40	0	4	5	4	0	0	1	4	52	
46	4	3	7	43	.093	+1	7-25	0	0	0	1	0	0	0	1	12	
12	1	1	2	10	.100	+2	8-24	0	0	0	0	0	0	0	0	1	2
19	2	10	12	21	.095	-10	12-24	2	0	1	0	0	0	0	0	0	14
49	0	4	4	40	.000	-13	12-27	0	0	0	0	0	0	0	0	0	29
35	5	13	18	77	.065	-4	7-14	2	0	1	1	0	0	0	1	16	
20	0	3	3	25	.000	-3	3-6	0	0	0	0	0	0	0	0	0	6
126	27	24	51	283	.095	-8	32-64	4	0	5	1	2	0	0	0	0	59
56	13	18	31	141	.092	+7	28-106	3	0	3	3	0	1	0	1	13	
13	0	0	0	13	.000	-5	5-10	0	0	0	0	0	0	0	0	0	10
51	1	1	2	26	.038	-22	14-58	0	0	0	0	0	0	0	0	0	18
41	2	8	10	46	.043	+7	11-44	0	0	0	0	0	0	0	0	0	24
68	6	13	19	77	.078	+7	24-62	3	0	1	0	0	0	0	0	0	27
49	0	0	0	0	.000	0	1-2	0	0	0	0	0	0	0	0	0	0
4	0	0	0	0	.000	0	0-0	0	0	0	0	0	0	0	0	0	0

# Player	GP-GS	MINUTES	GA	GA AVG	SAVES	PCT	W	L	T	SHO	PP	SH	EN
1 Krbec, Jakub	12-12	720:29	42	3.50	392	.903	3	8	1	0	8	1	0
32 Burnham, Trent	6-6	297:50	22	4.43	124	.849	0	6	0	0	4	0	2
40 David, Ethan	4-2	181:39	11	3.63	90	.891	1	1	0	0	2	0	0
Totals	20-0	1199:58	77	3.81	606	.887	4	15	1	0	14	1	2
Opponents	20-0	1198:25	48	2.37	477	.909	15	4	1	1	10	0	2

# Player	GP-GS	MINUTES	GA	GA AVG	SAVES	PCT	W	L	T	SHO	PP	SH	EN
12-12	720:29	42	3.50	392	.903	3	8	1	0	8	1	0	0
49-49	2776:29	189	4.08	1692	.900	11	33	5	1	49	4	6	0
4-2	181:39	11	3.63	90	.891	1	1	0	0	2	0	0	0



**2024-25 RIT Men's Ice Hockey
Opponent Game-by-Game
All games**

Date	Opponent	Score	G	A	PTS	SHOTS	SH%	+/-	PEN-MIN	PP	SH	EN	GW	GT	HAT	UA	BLK
10/05/2024	at St. Lawrence	2-3	3	6	9	27	.111	+3	2-4	0	0	0	1	0	0	0	8
10/06/2024	at Clarkson	3-2	2	3	5	34	.059	-8	6-23	1	0	0	0	0	0	0	11
10/11/2024	at Mercyhurst	2-4	4	7	11	30	.133	+11	2-4	0	0	1	1	0	0	0	19
10/12/2024	at Mercyhurst	4-2	2	4	6	33	.061	-21	0-0	2	0	0	0	0	0	0	9
10/19/2024	Bowling Green	1-2	2	3	5	45	.044	-2	5-10	1	0	0	1	0	0	0	16
10/25/2024	Colgate	4-5	5	8	13	38	.132	+5	3-6	0	0	0	1	0	0	1	18
10/26/2024	Colgate	3-4	4	7	11	31	.129	+9	6-12	1	0	0	1	0	0	0	18
10/30/2024	at Niagara	1-4	4	8	12	39	.103	+15	5-10	1	0	0	1	0	0	0	13
11/08/2024	at Bentley	0-5	5	9	14	39	.128	+25	4-8	0	0	0	1	0	0	0	14
11/09/2024	at Bentley	6-2	2	3	5	35	.057	-16	3-6	0	0	0	0	0	0	0	11
11/15/2024	Army West Point	1-5	5	8	13	36	.139	+20	6-20	0	0	0	1	0	0	1	16
11/16/2024	Army West Point	2-4	4	7	11	34	.118	+14	8-27	0	1	0	1	0	0	0	28
11/22/2024	at Sacred Heart	2-3	3	5	8	25	.120	+5	5-10	0	0	0	1	0	0	0	7
11/23/2024	at Sacred Heart	3-3	3	5	8	33	.091	0	3-6	1	0	0	0	0	0	0	11
11/29/2024	at New Hampshire	1-5	5	8	13	36	.139	+15	7-14	1	0	0	1	0	0	0	10
11/30/2024	at New Hampshire	1-6	6	10	16	36	.167	+25	4-8	1	0	0	1	0	0	1	3
12/03/2024	Canisius	4-6	6	9	15	25	.240	+11	6-12	1	0	0	1	0	0	0	31
12/06/2024	Robert Morris	3-7	7	9	16	34	.206	+10	7-14	3	0	1	1	0	0	0	21
12/07/2024	Robert Morris	4-3	3	6	9	27	.111	-3	2-4	1	0	0	0	0	0	0	18
12/29/2024	at Bowling Green	1-2	2	4	6	46	.043	+5	4-8	0	0	0	1	0	0	0	10
Opponents			77	129	206	683	.113	+123	88-206	14	1	2	15	0	0	3	292
RIT			48	83	131	525	.091	-127	104-249	10	0	2	4	1	0	4	224

OPPONENT PER-GAME

Games played	Shots per game	Goals per game	Assists per game	Points per game
20	34.15	3.85	6.45	10.30



**2024-25 RIT Men's Ice Hockey
Opponent Game-by-Game
All games**

Date	Opponent	Score	MINUTES	GA	GAAVG	SAVES	SAVES%	W	L	T	PP	SH	EN	PN	SO
10/05/2024	at St. Lawrence	2-3	62:40	2	1.91	20	.909	1	0	0	0	0	0	0	0
10/06/2024	at Clarkson	3-2	60:00	3	2.45	15	.875	0	1	0	0	0	0	0	0
10/11/2024	at Mercyhurst	2-4	60:00	2	2.30	31	.904	1	0	0	0	0	0	0	0
10/12/2024	at Mercyhurst	4-2	60:00	4	2.72	37	.904	0	1	0	0	0	1	0	0
10/19/2024	Bowling Green	1-2	64:13	1	2.35	26	.915	1	0	0	0	0	0	0	0
10/25/2024	Colgate	4-5	60:00	4	2.62	20	.903	1	0	0	0	0	0	0	0
10/26/2024	Colgate	3-4	60:00	3	2.67	20	.899	1	0	0	2	0	0	0	0
10/30/2024	at Niagara	1-4	60:00	1	2.46	28	.908	1	0	0	1	0	0	0	0
11/08/2024	at Bentley	0-5	60:00	0	2.19	19	.915	1	0	0	0	0	0	0	0
11/09/2024	at Bentley	6-2	60:00	6	2.57	25	.903	0	1	0	1	0	1	0	0
11/15/2024	Army West Point	1-5	60:00	1	2.43	19	.906	1	0	0	0	0	0	0	0
11/16/2024	Army West Point	2-4	60:00	2	2.39	32	.910	1	0	0	1	0	0	0	0
11/22/2024	at Sacred Heart	2-3	60:00	2	2.36	27	.911	1	0	0	0	0	0	0	0
11/23/2024	at Sacred Heart	3-3	65:00	3	2.39	22	.909	0	0	1	1	0	0	0	0
11/29/2024	at New Hampshire	1-5	60:00	1	2.30	21	.912	1	0	0	0	0	0	0	0
11/30/2024	at New Hampshire	1-6	60:00	1	2.22	16	.913	1	0	0	1	0	0	0	0
12/03/2024	Canisius	4-6	60:00	4	2.33	29	.911	1	0	0	1	0	0	0	0
12/06/2024	Robert Morris	3-7	60:00	3	2.36	28	.910	1	0	0	1	0	0	0	0
12/07/2024	Robert Morris	4-3	62:14	4	2.44	23	.907	0	1	0	1	0	0	0	0
12/29/2024	at Bowling Green	1-2	60:00	1	2.37	19	.909	1	0	0	0	0	0	0	0
Opponents			1214:07	48	2.37	477	.909	15	4	1	10	0	2	0	0
RIT			1214:07	77	3.81	606	.887	4	15	1	14	1	2	0	1



2024-25 RIT Men's Ice Hockey
Highs/Lows Analysis
All games

RIT - GAME HIGHS

POINTS	18	at Bentley (11/09/2024)
GOALS	6	at Bentley (11/09/2024)
ASSISTS	12	at Bentley (11/09/2024)
SHOTS ON GOAL	41	at Mercyhurst (10/12/2024)
SAVES	44	at Bowling Green (12/29/2024)
PENALTIES	10	at Clarkson (10/06/2024)
PENALTY MINUTES	25	at Bentley (11/08/2024)

Opponent - GAME HIGHS

POINTS	16	Robert Morris (12/06/2024)
	16	at New Hampshire (11/30/2024)
GOALS	7	Robert Morris (12/06/2024)
ASSISTS	10	at New Hampshire (11/30/2024)
SHOTS ON GOAL	46	at Bowling Green (12/29/2024)
SAVES	37	at Mercyhurst (10/12/2024)
PENALTIES	8	Army West Point (11/16/2024)
PENALTY MINUTES	27	Army West Point (11/16/2024)



RIT - GAME LOWS

POINTS	0	at Bentley (11/08/2024)
GOALS	0	at Bentley (11/08/2024)
ASSISTS	0	at Bowling Green (12/29/2024) 0 at Bentley (11/08/2024)
SHOTS ON GOAL	17	at New Hampshire (11/30/2024)
SAVES	19	Canisius (12/03/2024)
PENALTIES	2	at Sacred Heart (11/22/2024)
PENALTY MINUTES	4	at Sacred Heart (11/22/2024)

Opponent - GAME LOWS

POINTS	5	at Bentley (11/09/2024) 5 Bowling Green (10/19/2024) 5 at Clarkson (10/06/2024)
GOALS	2	at Bowling Green (12/29/2024) 2 at Bentley (11/09/2024) 2 Bowling Green (10/19/2024) 2 at Mercyhurst (10/12/2024) 2 at Clarkson (10/06/2024)
ASSISTS	3	at Bentley (11/09/2024) 3 Bowling Green (10/19/2024) 3 at Clarkson (10/06/2024)
SHOTS ON GOAL	25	Canisius (12/03/2024) 25 at Sacred Heart (11/22/2024)
SAVES	15	at Clarkson (10/06/2024)
PENALTIES	0	at Mercyhurst (10/12/2024)
PENALTY MINUTES	0	at Mercyhurst (10/12/2024)



2024-25 RIT Men's Ice Hockey Combined Team Statistics All games

Team Results

Date	Opponent	Score	Att.
10/05/2024	at St. Lawrence	Lot 2-3	1235
10/06/2024	at Clarkson	W 3-2	2136
* 10/11/2024	at Mercyhurst	L 2-4	876
* 10/12/2024	at Mercyhurst	W 4-2	939
10/19/2024	Bowling Green	Lot 1-2	10566
10/25/2024	Colgate	L 4-5	3170
10/26/2024	Colgate	L 3-4	2857
* 10/30/2024	at Niagara	L 1-4	883
* 11/08/2024	at Bentley	L 0-5	1050
* 11/09/2024	at Bentley	W 6-2	1234
* 11/15/2024	Army West Point	L 1-5	4300
* 11/16/2024	Army West Point	L 2-4	3768
* 11/22/2024	at Sacred Heart	L 2-3	2505
* 11/23/2024	at Sacred Heart	Tot 3-3	2910
11/29/2024	at New Hampshire	L 1-5	3717
11/30/2024	at New Hampshire	L 1-6	3619
* 12/03/2024	Canisius	L 4-6	1923
* 12/06/2024	Robert Morris	L 3-7	2888
* 12/07/2024	Robert Morris	Wot 4-3	2613
12/29/2024	at Bowling Green	L 1-2	3297

Team Statistics

	RIT	OPP
SHOT STATISTICS		
Goals-Shot attempts	48-525	77-683
Shot pct.	.091	.113
Goals/Game	2.40	3.85
Shots/Game	26.25	34.15
POWER PLAYS		
Goals-Power Plays	10-64	14-78
Conversion pct.	.156	.179
Shot Attempts	76	114
Shot pct.	.132	.123
SHORT-HANDED		
Goals-Shot attempts	0-13	1-14
Shot pct.	.000	.071
GOAL BREAKDOWN		
Power Play	10	14
Short-handed	0	1
Empty net	2	2
Penalty	0	0
Unassisted	4	3
Overtime	1	2
Delayed Penalty	0	1
Game winning	4	15
First Goal	8	12
Game Tying Goal	1	0
Extra Attacker	0	4
BLOCKS		
Blocks	224	292
Blocks/Game	11.20	14.60
PENALTIES		
Number	104	88
Minutes	249	206
Penalties/Game	5.20	4.40
Pen minutes/Game	12.45	10.30
FACEOFFS (W-L)		
Faceoff W-L pct.	643-581	581-643
SHOOTOUTS (Made-Att)	0-3	1-3

Game Records

Record	Overall	Home	Away	Neutral
ALL GAMES	4-15-1	1-7-0	3-8-1	0-0-0
CONFERENCE	3-8-1	1-4-0	2-4-1	0-0-0
NON-CONFERENCE	1-7-0	0-3-0	1-4-0	0-0-0

#	Player	GP	Shots				PEN-MIN	PP	SH	BLK	Faceoffs			
			G	A	PTS	SH%					FOW	FOL	FO%	
9	Fukakusa, Tyler	20	5	16	21	34	.147	4-8	2	0	8	231	191	.547
6	Wilde, Matthew	12	7	7	14	40	.175	2-4	1	0	1	1	1	.500
23	Catalano, Christian	20	4	10	14	64	.063	12-24	1	0	4	0	4	.000
17	Allen, Tristan	19	2	10	12	21	.095	12-24	2	0	14	0	0	.000
12	Isabelle, Simon	20	7	3	10	28	.250	4-8	1	0	14	232	158	.595
7	Andrew, Tanner	20	4	5	9	42	.095	3-6	1	0	5	3	20	.130
4	Mikrogiannakis, Dimitri	18	3	5	8	38	.079	3-6	0	0	41	0	0	.000
11	Cafarelli, Nick	20	1	7	8	27	.037	8-16	0	0	3	10	16	.385
28	Lapointe, Xavier	12	3	3	6	20	.150	7-14	2	0	2	0	0	.000
22	Hobbs, Grady	15	1	3	4	32	.031	2-4	0	0	8	2	2	.500
10	Jacques, Philippe	19	3	0	3	24	.125	1-2	0	0	9	67	87	.435
14	Mahan, Tyler	20	1	2	3	21	.048	4-8	0	0	12	2	6	.250
15	Jeffery, Adam	19	1	2	3	15	.067	3-6	0	0	4	0	0	.000
21	Cobetto-Roy, Mathieu	20	0	3	3	25	.000	3-6	0	0	6	88	87	.503
5	Blom, Gustav	19	2	0	2	16	.125	1-2	0	0	26	0	0	.000
16	Whyte, Ty	12	1	1	2	10	.100	8-24	0	0	2	6	7	.462
25	Scott, Douglas	13	1	1	2	7	.143	5-10	0	0	5	0	0	.000
27	Stewart, Crossley	11	0	2	2	10	.000	5-21	0	0	8	0	0	.000
8	Miller, Evan	14	1	0	1	6	.167	3-6	0	0	3	1	1	.500
20	Marx-Norén, Kevin	5	1	0	1	4	.250	0-0	0	0	1	0	0	.000
18	Scott, Kevin	20	0	1	1	17	.000	4-8	0	0	21	0	1	.000
3	Williams, Ryan	15	0	1	1	11	.000	3-6	0	0	17	0	0	.000
1	Krbecek, Jakub	12	0	1	1	0	.000	2-4	0	0	0	0	0	.000
24	Croucher, Mason	13	0	0	0	13	.000	5-10	0	0	10	0	0	.000
32	Burnham, Trent	6	0	0	0	0	.000	0-0	0	0	0	0	0	.000
40	David, Ethan	4	0	0	0	0	.000	0-0	0	0	0	0	0	.000
TM	TEAM	20	0	0	0	0	.000	0-0	0	0	0	0	0	.000
Totals		20	48	83	131	525	.091	104-249	10	0	224	643	581	.525
Opponents		20	77	129	206	683	.113	88-206	14	1	292	581	643	.475

#	Player	GP	MIN	GA	GA AVG	SAVES	SAVES%	W-L-T-SHO
1	Krbecek, Jakub	12	720:29	42	3.50	392	.903	3-8-1-0
32	Burnham, Trent	6	297:50	22	4.43	124	.849	0-6-0-0
40	David, Ethan	4	181:39	11	3.63	90	.891	1-1-0-0
TM	EMPTY NET	-	14:09	2	8.48	0	.000	0-0-0-0
Totals		20	1214:07	77	3.81	606	.887	4-15-1-0
Opponents		20	1214:07	48	2.37	477	.909	15-4-1-1

Attendance Summary

	RIT	Opponents
Total	32085	24401
Dates/Avg Per Date	8 / 4011	12 / 2033
Neutral Site #/Avg	0 / 0	

Goals by Periods

Team	1st	2nd	3rd	OT	TOTAL
RIT	12	19	16	1	48
Opponents	26	25	24	2	77

Shots by Periods

Team	1st	2nd	3rd	OT	TOTAL
RIT	171	188	160	6	525
Opponents	240	219	216	8	683

Saves by Periods

Team	1st	2nd	3rd	OT	TOTAL
RIT	214	194	192	6	606
Opponents	159	169	144	5	477