





2025-26 SCHEDULE	
NOVEMBER	
Nov. 5	Southern Virginia (ESPN+) ..... W, 84-56
Nov. 8	East Carolina (ESPN+, MASN) ..... W, 87-72
Nov. 11	William & Mary (ESPN+, MASN) ... W, 90-86
Nov. 19	VMI (ESPN+, MASN)..... W, 87-54
Nov. 22	Gardner-Webb (ESPN+) ..... W, 102-67
Nov. 27	vs Furman^ (ESPN2) .....L, 72-73
Nov. 28	vs Charlotte^ (ESPN+) ..... W, 71-66
DECEMBER	
Dec. 3	at Belmont (ESPN2)..... W, 84-76
Dec. 6	Old Dominion (USA Network) ..... W, 86-77
Dec. 13	Southern Illinois (ESPN+).... W, 93-84 (OT)
Dec. 17	at Elon (FloSports) .....L, 73-70
Dec. 20	The Citadel (ESPN+) ..... W, 80-56
Dec. 28	Charleston Southern (ESPN+)....L, 77-72
Dec. 31	Geo. Washington (ESPN+, Monumental) .. L, 99-85
JANUARY	
Jan. 4	at Fordham (USA Network) ..... 12p
Jan. 7	at St. Bonaventure (ESPN+)..... 7p
Jan. 11	Saint Joseph's (USA Network) ..... 12p
Jan. 14	La Salle (ESPN+, Monumental)..... 7p
Jan. 17	at Saint Louis (CBSSN)..... 4p
Jan. 21	Rhode Island (ESPN+, Monumental) ..... 7p
Jan. 24	at George Washington (USA Network)..... 3p
Jan. 27	at VCU* (CBSSN)..... 7p
Jan. 31	Davidson (USA Network)..... 4:30p
FEBRUARY	
Feb. 7	at Rhode Island (ESPN+)..... 2p
Feb. 10	George Mason (ESPN+, Monumental) ..... 7p
Feb. 14	VCU* (CBSSN)..... 6p
Feb. 18	at Davidson (ESPN+)..... 7p
Feb. 21	St. Bonaventure (ESPN+, WTVR CBS 6)..... 6p
Feb. 28	at Loyola Chicago (CBSSN) ..... 4p
MARCH	
March 3	Dayton (ESPN+, MASN)..... 7p
March 7	at Duquesne (ESPN+) ..... 2p
Mar. 11-15	Atlantic 10 Championship#.....
^ Terry's Chocolate ESPN Events Invitational (Kissimmee, Fla.)	
* Capital City Classic Presented by Richmond Area Honda Dealers	
# PPG Paints Arena (Pittsburgh, Pa.)	



## RICHMOND SPIDERS (10-4, 0-1)



## AT FORDHAM RAMS (9-5, 0-1)


- Richmond has won seven straight games vs Fordham, its longest active win streak vs any current A-10 opponent and its third-longest active win streak vs any current D-I opponent, trailing only UR's 11 straight wins vs American and nine straight wins vs Appalachian State.
- The Spiders are 21-1 in their last 22 games vs Fordham, dating back to 2008. Their only loss in that span came in overtime (69-65) at Rose Hill Gym in 2018.
- Since taking over as Richmond's coach in 2005, Chris Mooney's 21 wins vs Fordham are tied with his 21 wins vs George Washington for his most wins vs any opponent.
- Making his first start of the season, Jaden Daughtry led UR with 23 points vs George Washington, the most by a Spider this season. He became just the second Spider to score at least 23 points in a game in 22 or fewer minutes under Chris Mooney, joining Nick Sherod on Nov. 17, 2019 vs CSUN.
- Richmond ranks seventh in the nation in bench points per game, at 40.4. That's more than twice as many as last season, when Richmond's bench scored 16.8 points per game (274th in D-I).
- This season is Richmond's 25th as a member of the Atlantic 10. Since joining the conference in 2001, Richmond's 219 Atlantic 10 wins are the second most of any school, trailing only Dayton (262).
- Mooney has led the Spiders to a 180-151 record in Atlantic 10 play during his 21 seasons at UR. With his next conference win, he'll break a tie with longtime West Virginia coach Gale Catlett for the third-most conference wins by a head coach in A-10 history. Mooney and Catlett trail only John Chaney (295) and Phil Martelli (218).
- Aiden Argabright leads all Atlantic 10 freshmen with 10.2 points per game and is tied with teammate AJ Lopez for the second most free throws in the conference, at 63. Argabright (7.2) and Lopez (6.8) rank second and third in the A-10 in fouls drawn per 40 minutes, via KenPom.
- Fordham assistant Kevin Smith played at Richmond, leading UR to a pair of NCAA Tournaments and the 2011 A-10 title. He's one of seven of Mooney's former players currently coaching in D-I, including the head coaches at Iona (Dan Geriot), Columbia (Kevin Hovde), and Radford (Zach Chu).

### WITH A WIN ...

- UR would win its eighth straight game vs Fordham and improve to 22-1 vs the Rams since 2008.
- Chris Mooney would win his 181st A-10 game, breaking a tie with Gale Catlett for the third most by a head coach in conference history.
- Mooney's 22 wins vs Fordham would be his most vs any opponent in 21 seasons at Richmond.
- UR would exceed its 2024-25 win total (10-22).
- UR would be 2-1 on the road after going 2-11 on the road last season.

### THE MATCHUP

ALL-TIME SERIES LEADER.....	RICHMOND, 26-8
CURRENT STREAK.....	RICHMOND W7
RICHMOND AT HOME .....	14-2
RICHMOND ON ROAD .....	9-4
RICHMOND AT NEUTRAL SITE .....	3-2
LAST GAME.....	2/15/2025 (UR, 70-66)
FIRST GAME .....	3/15/1985 (UR, 59-57)



### CHRIS MOONEY

RICHMOND SPIDERS HEAD COACH

SEASONS at RICHMOND:..... 21st

W-L at RICHMOND: .....368\*-294

W-L in DIVISION I: .....386-306

W-L vs OPPONENT: .....21-5

\* Most wins in Richmond history

### WATCH



USA NETWORK

PxP: Mike Corey Analyst: Dereck Whittenburg

### LISTEN



ESPN RICHMOND (106.1 FM)

ESPN RICHMOND

PxP: Bob Black Analyst: Scott Ungerer

### FOLLOW

 @SpiderMBB

 @SpiderMBB

 Richmond Spiders Men's Basketball

 RichmondSpiders.com

## QUICK FACTS

### University Information

Location ..... Richmond, VA 23173  
 Founded ..... 1830  
 Total Enrollment ..... 3,890  
 Nickname ..... Spiders  
 Colors ..... Red and Blue  
 Arena ..... Robins Center  
 Opened ..... 1972 (54th season)  
 Capacity ..... 7,201  
 President ..... Kevin F. Hallock  
 Athletics Director ..... John Hardt

### Team Information

Conference ..... Atlantic 10  
 2024-25 Record ..... 10-22  
 Letterwinners Returning/Lost ..... 8/9  
 Starters Returning/Lost ..... 2/3  
 Newcomers ..... 8

### Program History

First Season ..... 1913-14 (113th season)  
 All-Time Record Entering 2025-26 ..... 1,499-1,294  
 NCAA Appearances/W-L ..... 10/9-10  
 (1984, '86, '88, '90-91, '98, 2004, '10-11, '22)  
 NIT Appearances/W-L ..... 11/11-11  
 Conference Tournament Championships ..... 7  
 (1984, '88, '90-91, '98, 2011, '22)  
 Conference Reg Season Championships ..... 7  
 (1984, '85, '88-89, '92, 2001, '24)

### Coaching Staff

Head Coach ..... Chris Mooney, 21st season  
 Alma Mater ..... Princeton (1994)  
 W-L at Richmond entering 2025-26 ..... 358-290  
 Career D-I W-L/Yrs entering 2025-26 ..... 376-302/20  
 Associate Coach ..... Peter Thomas, 4th season  
 Alma Mater ..... Richmond (2007)  
 Assistant Coach ..... David Boyden, 4th season  
 Alma Mater ..... Western Kentucky (2003)  
 Assistant Coach ..... Will Gipe, 10th season  
 Alma Mater ..... Virginia Tech (2014)  
 Asst Coach/Development ..... Jack Fahed, 4th season  
 Alma Mater ..... James Madison (2021)  
 Video Coordinator ..... Andrew Lafond, 2nd season  
 Alma Mater ..... La Salle (2022)

### Support Staff

Athletic Trainer ..... Andy McPherson  
 Strength Coach ..... Jay DeMayo  
 Director of Academics ..... Courtney Hughes  
 Athletics Web Site ..... RichmondSpiders.com  
 Athletics Dept Phone ..... (804) 289-8363  
 PR Director ..... Jason Vida  
 Cell Phone ..... (267) 566-2130  
 Office Phone ..... (804) 289-8320  
 Email ..... jvida@richmond.edu

## ROSTER & PRONUNCIATION GUIDE

No.	Name	Pos	Year	Ht	Wt	Hometown/High School OR Previous School
1	Mikkel Tyne	G	JR	5'10"	180	Toronto, Ontario/Bishop Walsh (Md.)
2	Jaden Daughtry	F	JR	6'7"	230	Richmond, Va./Indiana State
3	Aiden Argabright	G	FR	5'11"	155	Richmond, Va./John Marshall
4	Will Johnston	G	GR	6'3"	185	Sydney, Australia/Loyola Marymount
5	Collin Tanner	G	JR	6'6"	205	Creedmoor, N.C./Combine Academy
6	AJ Lopez	G	GR	6'5"	185	Queens, N.Y./Maine
8	Donovan Richardson	G	FR	6'6"	190	Richmond, Va./Steward School
9	Jonathan Beagle	F	SR	6'10"	250	Hudson Falls, N.Y./UAlbany
11	Will Harper III	G	FR	6'5"	185	Bowie, Md./Gonzaga College High (D.C.)
12	David Thomas	G	JR	6'2"	200	McDonough, Ga./DePaul
15	Kirby Mooney	G	R-FR	6'3"	205	Southampton, Pa./William Tennent
16	Dylan Homenick	C	FR	6'11"	220	Surrey, British Columbia/Perkiomen School (Pa.)
21	Mike Walz	C	SR	6'11"	260	Berwyn, Pa./Conestoga High
24	Jaylen Robinson	F	R-FR	6'6"	225	Jacksonville, Fla./DME Academy
33	Apostolos Roumoglou	F	SR	6'8"	215	Xanthi, Greece/University of Connecticut
35	Bryson McGlothlin	F	R-FR	6'8"	190	Plano, Texas/John Paul II

### PRONUNCIATION GUIDE

Jaden Daughtry JAY-den DAW-tree  
 Dylan Homenick HOHM-en-nik  
 Jack Fahed fay-HED  
 Bryson McGlothlin mik-GLAW-thin  
 Apostolos Roumoglou ahh-POS-two-las ROOM-ahh-glue  
 Mikkel Tyne mik-KELL tine (rhymes with sign)  
 Mike Walz walls

### BREAKDOWN BY CLASS

Freshmen (7): Argabright, Harper III, Homenick, McGlothlin, Mooney, Richardson, Robinson  
 Sophomores (0)  
 Juniors (4): Daughtry, Tanner, Thomas, Tyne  
 Seniors (3): Beagle, Roumoglou, Walz  
 Grad Students (2): Johnston, Lopez

### BREAKDOWN BY STATE/COUNTRY

AUSTRALIA (1): Johnston  
 CANADA (2): Homenick, Tyne  
 Florida (1): Robinson  
 Georgia (1): Thomas  
 GREECE (1): Roumoglou  
 Maryland (1): Harper III  
 New York (2): Beagle, Lopez  
 North Carolina (1): Tanner  
 Pennsylvania (2): Mooney, Walz  
 Texas (1): McGlothlin  
 Virginia (3): Argabright, Daughtry, Richardson



# THE OPPONENT

## ALL-TIME MEETINGS RICHMOND LEADS SERIES, 26-8

Date	Site	W/L	Score	Series
3/15/1985	H	W	59-57	1-0
12/30/1998	A	L	70-73 (OT)	1-1
11/22/1999	H	L	74-77	1-2
2/27/2002	H	W	67-50	2-2
3/5/2003	A	W	60-53	3-2
2/14/2004	H	W	74-53	4-2
3/10/2004	N	W	67-47	5-2
1/8/2005	A	L	56-79	5-3
2/1/2006	A	L	45-63	5-4
3/8/2006	N	L	37-45	5-5
1/6/2007	H	L	55-58	5-6
3/7/2007	N	L	61-63	5-7
3/5/2008	H	W	58-53	6-7
2/25/2009	A	W	78-68	7-7
2/17/2010	H	W	84-56	8-7
2/5/2011	A	W	77-60	9-7
1/25/2012	H	W	102-58	10-7
2/23/2013	A	W	72-55	11-7
1/11/2014	A	W	77-74 (OT)	12-7
2/15/2014	H	W	82-70	13-7
2/11/2015	H	W	73-71	14-7
1/10/2016	A	W	93-82	15-7
2/13/2016	H	W	71-67	16-7
3/10/2016	N	W	70-55	17-7
1/4/2017	H	W	80-72	18-7
2/25/2017	A	W	70-48	19-7
1/3/2018	A	L	65-69 (OT)	19-8
2/20/2019	H	W	72-69	20-8
3/13/2019	N	W	52-50	21-8
2/8/2020	A	W	59-53	22-8
1/28/2022	A	W	83-70	23-8
2/5/2023	H	W	68-58	24-8
1/31/2024	A	W	83-69	25-8
2/15/2025	H	W	70-66	26-8

Home: 14-2 (Robins Center: 14-2)

Away: 9-4 Neutral: 3-2

## LAST MEETING - 2/15/2025

### RICHMOND 70, FORDHAM 66

Fordham - 66

Record: 11-14 (3-9)

NO.	Name	Min	FG M-A	3P M-A	FT M-A	Rebounds OR DR TOT	Fouls PF FD	TP	AS	TO	ST	Blocks BS BA	+/-
2	Romad Dean	F 26:13	1-4	0-3	1-1	4 6 10	2 1 3	2	0	0	0	0 0	-4
30	Abdou Tsimbila	F 17:42	1-1	0-0	0-0	4 8 12	4 0 2	0	1	0	2	0 0	0
0	Japhet Medor	G 38:55	7-18	2-8	8-8	2 4 6	1 5 24	1	0	2	0	0 0	-5
13	Zach Riley	G 17:39	0-3	0-2	0-0	0 1 1	1 0 0	0	0	1	1	0 0	2
15	Jackie Johnson III	G 34:47	7-18	1-7	0-0	0 3 3	1 2 15	2	2	3	0	1 -9	
5	Josh Rivera	28:58	5-10	0-2	3-6	0 2 2	1 3 13	0	1	0	0	0 -1	
24	Matt Zona	14:43	1-2	1-1	4-6	1 0 1	3 3 7	0	0	1	1	1 -1	
3	Jahmere Tripp	21:03	1-5	0-2	0-4	2 1 3	2 2 2	0	3	1	0	0 -2	
Team						3 0 3				0			
Totals			23-61	4-25	16-25	16 25 41	15 16 66	5	8	8	3	2 -4	

Technical Fouls: NONE

Shooting By Period		
1 <sup>st</sup> FG%	11-31	35.5%
3PT%	1-11	9.1%
FT%	3-7	42.9%
2 <sup>nd</sup> FG%	12-30	40.0%
3PT%	3-14	21.4%
FT%	13-18	72.2%
GM FG%	23-61	37.7%
3PT%	4-25	16.0%
FT%	16-25	64.0%

Dead Ball Rebounds: 4, 1

Richmond - 70

Record: 9-17 (4-9)

NO.	Name	Min	FG M-A	3P M-A	FT M-A	Rebounds OR DR TOT	Fouls PF FD	TP	AS	TO	ST	Blocks BS BA	+/-
7	Dusan Neskovic	F 32:23	7-15	2-4	7-7	0 7 7	2 6 23	1	0	1	0	1 5	
21	Mike Walz	C 25:11	4-9	0-0	1-2	2 2 4	2 3 9	4	2	0	1	1 2	
1	Mikkel Tyne	G 38:28	8-16	2-8	1-1	0 5 5	2 1 19	2	2	2	0	0 4	
8	B. Artis White	G 18:34	1-2	0-1	0-1	0 2 2	3 3 2	0	0	1	0	1 -7	
11	Jason Roche	G 22:13	1-5	0-4	0-0	1 0 1	1 0 2	0	0	0	0	0 -2	
12	Ryan Soulis	07:05	1-1	0-0	0-0	1 1 2	1 0 2	1	1	0	0	0 -1	
5	Collin Tanner	28:19	4-5	0-1	0-0	1 5 6	2 0 8	0	1	1	0	0 11	
9	Jonathan Beagle	07:39	1-4	0-0	1-2	2 3 5	0 2 3	0	0	0	1	0 4	
25	Jack d'Entremont	20:09	1-2	0-0	0-0	1 0 1	3 0 2	1	2	0	0	0 4	
Team						0 2 2				0			
Totals			28-59	4-18	10-13	8 27 35	16 15 70	9	8	5	2	3 4	

Technical Fouls: NONE

Shooting By Period		
1 <sup>st</sup> FG%	11-29	37.9%
3PT%	1-11	9.1%
FT%	4-7	57.1%
2 <sup>nd</sup> FG%	17-30	56.7%
3PT%	3-7	42.9%
FT%	6-6	100%
GM FG%	28-59	47.5%
3PT%	4-18	22.2%
FT%	10-13	76.9%

Dead Ball Rebounds: 0, 0

	FORD	RICH							
Biggest lead	11 (1 <sup>st</sup> 11:21)	7 (2 <sup>nd</sup> 13:55)	Points from	FORD	RICH	Period by Period Scoring			
Best Scoring Run	8 (1 <sup>st</sup> 16:17)	8 (1 <sup>st</sup> 4:20)	Turnovers	13	4	1st 2nd TOT			
Lead Changes	1		Paint	32	42	FORD	26	40	66
Times Tied	1		Second Chance	18	9		RICH	27	43
Time with Lead	13:14	24:01	Fast Breaks	16	0				
			Bench	22	15				

RICHMOND, Va. – Dusan Neskovic and Mikkel Tyne combined for 33 second-half points as Richmond defeated Fordham 70-66 at the Robins Center Saturday. The win was Richmond's seventh straight in the series and UR's 21st victory in its last 22 meetings with Fordham.

"I'm happy for our guys. Obviously, we've put a lot of work into it and we haven't had as many results as we'd like," said Spider coach Chris Mooney. "I'm pleased that we played tough enough and well enough and made some adjustments to be able to win."

Neskovic led Richmond with 23 points and seven rebounds on a night he and teammate B. Artis White were honored for reaching 1,000 career points in a pre-game ceremony. It was his team-high sixth 20-point game of the season.

Tyne added 19 points, his most ever in an Atlantic 10 game, along with five rebounds, two assists, and two steals. He also played the largest role on Richmond in handling Fordham's constant efforts to hound the ball, repeatedly beating his man up the court and at the top of the key to find lanes driving to the basket.

"I thought [Mikkel] managed the game," said Mooney. "He's improving and getting better. He gets a lot of a lot of attention from me and the coaches not only because of the value of the position but also his potential. Today they really wanted to pressure him and he was really effective at getting by his man and getting himself shots and dropping a couple off for layups."

Richmond has now won two of its last three home games following a three-game home losing streak. UR is 9-17 on the season and 4-9 in the Atlantic 10.

"What keeps us going is really Coach Mooney," said Tyne. "He's hard on us every day, so that keeps us going. And I think as a group, we think we're good. I think we go out there and think that we can win every game and that really helps us too."

The Spiders couldn't have started any worse, as Fordham opened the game with a 12-2 run over the first six minutes. Richmond missed its first six shots from the field before Ryan Soulis scored on an offensive putback.

Richmond eventually found its rhythm, as Collin Tanner provided a spark off the bench with a pair of layups in traffic as part of a 7-0 Spiders run. Shortly thereafter, Tyne hit Richmond's first three-pointer of the night to cap an 8-0 Richmond spurt and give UR its first lead of the game at 23-21 with 4:20 to play in the first half. The Spiders held a 27-26 lead at intermission.

Richmond led for all but 19 seconds of the second half, but never put the Rams firmly out of reach. Fordham's Japhet Medor scored 20 of his game-high 24 points after halftime, the final three coming on a late heave with 1 second remaining.

Moments earlier, Fordham had a chance to tie the game but Mike Walz smashed Jackie Johnson III's layup attempt to the floor to preserve Richmond's 66-63 edge with 11 seconds to play.





# THE BIG PICTURE

## NON-CON SUCCESS

Richmond finished its non-conference season at 10-3, equaling its win total from all of last season (10-22) and matching 2019-20 (also 10-3) for the second-best non-conference record in 21 seasons under Chris Mooney. The only time UR had a better non-conference mark under Mooney was in the pandemic-shortened 2020-21 season (7-2).

## WEEKLY A-10 HONORS

Aiden Argabright was named A-10 Rookie of the Week on Nov. 24 and Dec. 8. He is the first Spider to win multiple A-10 Rookie of the Week honors since 2022-23 (Jason Nelson) and Richmond's first true freshman to win the award multiple times since 2016-17 (De'Monte Buckingham).

## TOP-40 WIN

Richmond defeated previously-unbeaten Belmont, No. 37 in the NET rankings at the time, on the road on Dec. 8. The Spiders shot 14-25 from three-point range (their most three-pointers in a road game since 2019 at Hampton), including a career-high six three-pointers (seven attempts) from David Thomas.

## FREEBIES & BOARDS

UR went 35-46 from the foul line in its 90-86 win vs William & Mary on Nov. 11. It was the most free throws since making 36 vs UNC-Wilmington on Feb. 6, 1993 and just three shy of the program record of 38 set vs Davidson on Jan. 15, 1972.

Richmond grabbed 53 rebounds in that game, its most since Nov. 17, 2003 vs Mississippi Valley State (also 53). That included 22 offensive boards – Richmond's most in 21 seasons under Chris Mooney.

## TEST RUN

Richmond's only public preseason action was an exhibition vs JMU at the Robins Center on October 25. The Spiders won 63-58 behind a game-high 16 points from Mikkell Tyne.

## ROSTER RECONSTRUCTION

Half of the 16 members of the 2025-26 Spiders are new to Richmond, and UR's eight returners this year are tied for the second fewest in any of Chris Mooney's 21 years at Richmond. That group includes three players who redshirted last season (Bryson McGlothlin, Kirby Mooney, Jaylen Robinson).

After accepting just seven incoming transfers during his first 17 years at Richmond, Chris Mooney has now brought in 16 transfers over the last four seasons. This year's transfer class includes graduate student AJ Lopez, who earned All-America East honors at Maine last season, graduate student Will Johnston, who led Loyola Marymount in assists and three-point shooting last season, junior Jayden Daughtry, who was selected to the MVC's Most Improved and All-Bench Teams at Indiana State last season, and junior David Thomas, a leading reserve at DePaul last year.

## RATE OF RETURN

Richmond's eight returning players, five of whom played last year and three of whom redshirted, accounted for 46 percent of UR's scoring and 52 percent of the team's total minutes played last year. That's the highest share of returning minutes and scoring for the Spiders since the 2021-22 season, when Richmond brought back 85% of its minutes and 81% of its scoring.

Richmond Entering This Season  
Returning Departing

Minutes	52%*	48%
Points	46%*	54%
Rebounds	62%*	38%
Assists	61%*	39%
Steals	45%*	55%
Blocks	82%*	18%
* Most since 2021-22 season		

## WHO'S BACK

UR returns three of its top five scorers from last season: Mikkell Tyne (9.3 PPG, 3rd), Mike Walz (7.4, 4th), and Jonathan Beagle (6.8, 5th).

Tyne was the only Spider to start all 32 games last season, and he was second on the team with 14 games of 10 or more points. Walz ranked second in the conference in defensive rebounding percentage (23.5) and fourth in assist rate (27.4), via KenPom. Beagle made a team-high 55% of his field goals, 15th in the A-10 among those with at least 100 FG attempts, and ranked second among Spiders with 53 assists.

UR's other two returners with experience are Collin Tanner, who appeared in all 32 games with five starts, and Apostolos Roumoglou, who was Richmond's second-leading rebounder (5.2 PG) and made 11 starts before a knee injury ended his season in early February.

## #PROSPIDERS

Two members of last year's team are playing professionally: captain DeLonnie Hunt is with KK Dinamo in Croatia and Academic All-A-10 selection Dusan Neskovic is with UC Heidelberg in Germany.

At least 15 former Spiders are currently playing professionally, a group that includes 2022 A-10 Championship Most Outstanding Player and NBA veteran Jacob Gilyard (Italy's Pallacanestro Cantu) and UR's No. 2 all-time leading scorer Grant Golden (Spain's Basquet Manresa). During his time at Richmond, Mooney has coached 39 players who went on to professional playing careers.

## PRESEASON POSITION

The Spiders placed 10th in the Atlantic 10 Preseason Poll, which was released at A-10 Media Day on September 30.

## 21 CANDLES FOR COACH MOONEY

The 2025-26 season is Chris Mooney's 21st at Richmond, making him the third-longest tenured coach in Atlantic 10 history behind John Chaney (24 seasons at Temple) and Phil Martelli (24 seasons at Saint Joseph's). Mooney entered the 2025-26 season tied for the 9th-longest tenure among active D-I coaches.

## Longest-Tenured Active D-I Coaches

	Seasons	School
Greg Kampe	42	Oakland
Tom Izzo	31	Michigan St
Mark Few	27	Gonzaga
James Jones	27	Yale
Randy Bennett	25	St. Mary's
Scott Drew	23	Baylor
Bill Self	23	Kansas
Gary Manchel	23	Mercyhurst
Chris Mooney*	21	Richmond

\* Tied with Matt Painter (Purdue)

## SPIDERS SUCCESS UNDER MOONEY

Chris Mooney owns Richmond records for most total wins (358 entering 2024-25), most wins in a season (29 in 2010-11), most conference wins in a season (15 in 2023-24), highest NCAA Tournament seed

## THE LAST TIME

### TEAM

Ranked in AP Top 25: 12/7/20 | #19 (highest since 1957)  
Defeated Top 10 Team: 11/29/20 | #10 Kentucky, 76-64 (road)  
Defeated Top 25 Team: 1/27/24 | #16 Dayton, 69-64 (home)  
Defeated Top 25 Team, Home: 1/27/24 | #16 Dayton, 69-64  
Defeated Top 25 Team, Away: 11/29/20 | #10 Kentucky, 76-64  
Defeated Top 25 Team, Neutral: 3/17/22 | #16 Iowa, 67-63  
Scored 90+: 12/13/25 | vs So. Illinois, W, 93-84 (OT)  
Scored 100+: 11/22/25 | vs Gardner-Webb, W 102-67  
Allowed Less Than 50: 12/30/23 | vs Lafayette, W 59-38  
Allowed Less Than 40: 12/30/23 | vs Lafayette, W 59-38  
Double-digit comeback win: 2/15/25 | vs Fordham, W 70-66 (11)  
Shot Over 60% FG: 2/5/25 | vs Duquesne, W 73-68 (61.0)  
Held Opp Under 35% FG: 11/5/25 | vs So. Virginia, W 84-56 (31.3)  
Allowed Fewer 10 pts, half: 12/13/22 | vs FDU, W 77-48 (9 - 1st)  
Made 15+ 3PT FG: 2/21/23 | vs Saint Louis, W 81-78 (17)  
Made 0 3PT FG: 1/25/16 | vs Davidson, L 78-70 (0-15)  
Made 35+ FT: 11/11/25 | vs William & Mary, W 90-86 (35)  
50+ Rebounds: 11/11/25 | vs William & Mary, W 90-86 (53)  
25+ Assists: 11/22/21 | vs Hofstra, W 81-68 (26)  
15+ Blocks: 1/13/10 | vs. UMass, W 70-63 (17, school record)  
15+ Steals: 11/16/24 | at Bucknell, L, 80-76 [20T] (15)  
3 or fewer turnovers: 12/1/18 | vs. Wake Forest, W 84-74 (3)

### INDIVIDUAL

6 players, 10+ pts: 12/13/25 vs Southern Illinois, W, 93-84 (OT)  
3 players, 20+ pts: 11/14/19 vs Vanderbilt, W, 93-92 (OT)  
(Jacob Gilyard 26, Blake Francis 24, Nathan Cayo 20)  
2 players, 25+ pts: 1/28/17 vs Duquesne, W, 101-90  
(T.J. Cline 34, ShawnDre' Jones 30)  
Scored 50+ pts: Bob McCurdy (53) vs. Appalachian St, 2/26/75  
Scored 40-49: Bob McCurdy (46) vs West Virginia, 2/17/75  
Scored 35-39: Tyler Burton (38) at Charleston, 11/14/22  
Scored 30-34: Jordan King (32) vs GW, 1/24/24  
Scored 25-29: Dusan Neskovic (28) vs Rhode Island, 1/11/25  
Made 6+ 3PT FG: David Thomas (6-7) at Belmont, 12/3/25  
Made 15+ FT: DeLonnie Hunt (15) vs Ball St, 11/27/24  
Had 25+ Reb: George Grodzicki (25) vs GW, 12/6/61  
Had 15+ Reb: Mike Walz (15) vs GW, 12/31/24  
2 players w/ 10+ reb: Roumoglou (11) & Hunt (10), vs Fla Tech, 11/25/24  
Had 15+ assists: Greg Beckwith (16) vs Navy, 2/25/86  
Had 10+ assists: Jacob Gilyard (11) at George Mason, 2/9/22  
Had 5+ steals: DeLonnie Hunt (5) at UMass, 1/4/25  
Had 5+ blocks: Grant Golden (6) vs George Mason, 2/27/19  
Multiple players with double-double: Gilyard (17 Pts 10 Ast) & Burton (12 Pts 13 Reb) vs UMass, 1/5/22  
Triple-Double: T.J. Cline (19 pts 11 reb 12 assists) vs. SLU, 3/4/17

## SPIDERS W-L WHEN ...

	OVERALL	ATLANTIC 10
Scores 60 or more	10-4	0-1
Scores 70 or more	10-4	0-1
Scores 80 or more	9-1	0-1
Scores under 60	--	--
Allows under 60	3-0	--
Allows under 70	5-0	--
Allows 70 or more	5-4	0-1
Decided by 5 or less	2-3	--
Leading/tied, 5 min left	9-1	--
Trailing, 5 min left	1-3	0-1
Leading/tied, half	7-1	--
Trailing, half	3-3	0-1
Higher FG pct	9-0	--
Lower/Same FG pct	1-4	0-1
FG pct 50 or greater	5-0	--
FG pct 40 or less	1-1	--
Outrebounded opponent	8-2	--
Outrebounded by opponent	2-2	0-1
Fewer/same turnovers	8-2	0-1
More turnovers	2-2	--
Fewer/same assists	3-3	0-1
More assists	7-1	--
Day (before 5p)	2-3	0-1
Night (5p or later)	8-1	--
White jerseys	8-2	0-1
Blue jerseys	1-2	--
Red jerseys	1-0	--



# THE BIG PICTURE

(7th in 2010), highest NIT seed (1st overall in 2015), and highest A-10 Championship seed (1st in 2024).

In 2024, he was named Atlantic 10 Coach of the Year and NABC District 4 (A-10) Coach of the Year for the first time and a finalist for the Jim Phelan National Coach of the Year Award for the second time (also in 2010) after leading Richmond to a share of the Atlantic 10 regular season title and a 23-10 record.

Mooney has led Richmond to a pair of Atlantic 10 tournament titles (2011 and 2022) and its only A-10 regular season title (2024). He is one of 11 coaches ever to win multiple A-10 tournament titles, and his two A-10 tourney titles are tied for the fifth-most of any coach in conference history.

The Spiders have made 10 postseason appearances under Mooney (3 NCAA Tournaments, 4 NITs, 3 CBIs), reached the 2011 Sweet 16 and 2022 NCAA Tournament 2nd Round, and posted eight 20-win seasons, 12 winning seasons, and 14 seasons at .500 or better. Mooney signed an extension with Richmond during the 2024 offseason. Terms were not disclosed.

## COACHING CRADLE

Three of Chris Mooney's former Richmond players were named D-I head coaches this offseason: Zach Chu (Radford), Dan Geriot (Iona), and Kevin Hovde (Columbia), who helped Florida to the 2025 national title as an assistant. Only five schools have more former players among active D-I head coaches (Duke, Seton Hall, Princeton, Indiana, Notre Dame).

### Most Former Players As Active D-I Coaches

Duke	9
Seton Hall	5
Princeton	4
Indiana	4
Notre Dame	4
Richmond	3*

\*Tied with several others

## VOICE OF THE SPIDERS

For the 43rd straight season, Bob Black is handling play-by-play duties for Spider Men's Basketball broadcasts. Black also hosts an afternoon show on ESPN Richmond, the Spiders radio rights-holder.

In 2023, Black received the Atlantic 10's Bob Vetrone Media Award, which recognizes those whose service, professionalism and commitment have made a lasting contribution to the A-10's student-athletes and institutions. In January 2025 he won the Bill Schwanke Award, presented annually to the top play-by-play broadcaster in FCS football.

Scott Ungerer, a three-year starter for Richmond who began his Spiders career under John Beilein in 1998, will serve as the team's primary color analyst this season, his second in a full-time role with UR.

In addition to doing the ESPN Richmond radio broadcast for all home games on national TV, Black and Ungerer will anchor the SpiderTV broadcast for all of Richmond's home games on regional TV.

## FROM RICHMOND, FOR RICHMOND

Three of this year's Spiders prepped at a Richmond-area high school: Jaden Daughtry (Benedictine & L.C. Bird), Aiden Argabright (John Marshall), and Donovan Richardson (Steward). They are the 9th, 10th, and 11th Richmond players to play for UR under Chris Mooney, who has had a Richmond native on his roster in 19 of his 21 seasons. The last time the Spiders had three Richmond-area players

on their roster was 2016-17 (De'Monte Buckingham, ShawnDre Jones, Nick Sherod).

## SMALL SCHOOL, BIG CROWDS

Richmond averaged 5,489 fans at home games last season, fourth most in the Atlantic 10 and 83rd across Division I. 2024-25 was the 14th straight season UR has ranked among the top 100 men's basketball programs in average attendance (not including the 2020-21 season when fans weren't permitted).

Last season, Richmond had the highest attendance across Division I (5,489) among schools with a total enrollment of less than 4,000 students, narrowly beating out Siena (5,004 average attendance).

## CENTERS OF ATTENTION

The Spiders offense often runs through the center position, with Richmond big men expected to make plays from the post and from the top of the key. Mike Walz (80) and Jonathan Beagle (53), Richmond's two returning centers, ranked 1-2 on the Spiders in assists last year. It was the seventh and eighth times Richmond has had a player 6'9" or taller register 50 or more assists in a season over the previous six years, three more than any school in Division I. Over that same span, Spider players 6'9" or taller combined for 857 assists, most in D-I.

Most Assists by Players 6'9" or Taller	
2019-20 to 2024-25 (Previous 6 Seasons)	
Richmond	857
Duke	823
Rice	788
Gonzaga	751

## "SMALL GUARD U"

6'0" DeLonnie Hunt was Richmond's leading scorer (15.8 PPG) last season, and 5'10" Mikkel Tyne, now a junior, was UR's third-leading scorer (9.3 PPG). Over the previous six seasons, Spiders 6'0" or shorter have combined for 3,978 points, third most of any school in Division I.

Most Points by Players 6'0" or Shorter	
2019-20 to 2024-25 (Previous 6 Seasons)	
Army	4,178
Liberty	4,167
Richmond	3,978
North Alabama	3,682

Three of Richmond's top four scorers during Chris Mooney's tenure stood 6'0" or shorter (Kevin Anderson, Jacob Gilyard, Kendall Anthony). That doesn't include 5'10" ShawnDre' Jones, who scored 1,608 points from 2013-17 and subsequently coined the term "Small Guard U" to describe UR under Mooney.

## CLASS OF 2026

Richmond signed three highly-rated recruits in November who will be freshman at UR next season:

- Point guard Sam Simmons from Olathe North High in Olathe, Kan. is a Second Team All-State selection who is the No. 2 recruit in the state of Kansas, per 247sports.com.
- Forward Dane Caldwell from Silver Creek High in Sellersburg, Ind. is a long, athletic prospect who is the No. 10 Class of 2026 recruit in Indiana, per Prep Hoops Indiana.
- Forward Chad Cook from New Hampton School in New Hampshire is the No. 7 Class of 2026 recruit in the state, per New England Recruiting Report.

## BIG GAMES

### 20-POINT GAMES

NAME	CAREER	LAST
Will Johnston	17 (16 before UR)	20 (GW, 12/31/25)
AJ Lopez	8 (7 at Maine)	22 (Char So., 12/28/25)
Jaden Daughtry	7 (6 at Indiana St)	23 (GW, 12/31/25)
Jonathan Beagle	4 (3 at Albany)	23 (Bucknell, 11/16/24)
David Thomas	4 (4 at Mercer)	27 (The Citadel, 3/8/24)
Mike Walz	1	20 (Loyola, 2/11/25)
Mikkel Tyne	1	22 (Ball St, 11/27/24)

### DOUBLE-FIGURE SCORING GAMES

NAME	CAREER	LAST
Will Johnston	62 (57 before UR)	20 (GW, 12/31/25)
Jonathan Beagle	50 (37 at Albany)	14 (SIU, 12/13/25)
AJ Lopez	47 (37 before UR)	11 (GW, 12/31/25)
Jaden Daughtry	33 (23 at Indiana St)	23 (GW, 12/31/25)
David Thomas	25 (22 before UR)	18 (Belmont, 12/3/25)
Mikkel Tyne	19	10 (SIU, 12/13/25)
Mike Walz	15	14 (Citadel, 12/20/25)
Aiden Argabright	9	12 (Char So., 12/28/25)
Collin Tanner	5	13 (Citadel, 12/20/25)
Apostolos Roumoglou	4	12 (Elon, 12/17/25)

### DOUBLE-FIGURE REBOUNDING GAMES

NAME	CAREER	LAST
Jonathan Beagle	19 (17 at Albany)	10 (Charlotte, 11/28/25)
Mike Walz	5	10 (Furman, 11/27/25)
Apostolos Roumoglou	3	10 (SLU, 1/18/25)
Jaden Daughtry	1 (1 at Indiana St)	11 (So. Indiana, 12/9/23)

### DOUBLE-FIGURE ASSIST GAMES

NAME	CAREER	LAST
Will Johnston	2 (2 at UTRGV)	10 (Abilene Christian, 1/11/23)

### DOUBLE-DOUBLES

NAME	CAREER	LAST
Jonathan Beagle	17 (16 at Albany)	10 Pts, 10 Reb (11/11/25)
Mike Walz	2	11 Pts, 11 Reb (2/19/25)
Will Johnston	2 (2 at UTRGV)	19 Pts, 10 Ast (1/11/23)
Jaden Daughtry	1 (1 at Indiana St)	15 Pts, 11 Reb (12/9/23)

## SPIDERS IN OVERTIME

All-Time Record: 81-61  
2025-26 OT Record: 1-0  
Last OT Game: W vs SIU, 93-84, 12/13/25  
Last OT Win: W vs SIU, 93-84, 12/13/25  
Last OT Loss: L at Dayton, 74-64 (2 OT), 3/1/25  
Double OT Record: 12-14  
Last 2OT Game: L at Dayton, 74-64, 3/1/25  
Triple OT Record: 8-1  
Last 3OT Game: L vs. Saint Louis, 85-72, 2/8/09  
Home OT Record: 43-22  
Last Home OT Game: W vs SIU, 93-84, 12/13/25  
Road OT Record: 28-34  
Last Road OT Game: L at Dayton, 74-64 (2 OT), 3/1/25  
Neutral OT Record: 10-5  
Last Neutral OT Game: L vs Syracuse, 74-71, 11/21/22

## SPIDERS BY THE NUMBERS

- 10 NCAA Tournament Appearances
- 7 Conference Tournament Titles
- 7 Conference Regular Season Titles
- 9 NCAA Tournament Wins/2 Sweet Sixteens
- 9 NCAA tourney wins when seeded 12th or higher (3 more than any other school)
- 1st 15-seed to beat a 2-seed (1991 vs Syracuse)
- 39 Professional Players under Chris Mooney
- 16 Wins over Top 25 since 2008





# WHERE THE SPIDERS DWELL

## ROBINS CENTER

Built in 1972 through the generosity of the E. Claiborne Robins family, the Robins Center is in its 54th season as one of the premier small-school college basketball arenas in the nation.

Last season, an average crowd of 5,489 attended Richmond's home games, 83rd best among all Division I schools and the 14th straight year UR has ranked in the top 100 in attendance nationally. Richmond also had the highest attendance among any Division I school with a total enrollment under 4,000 students, edging out Siena (5,044).

In September and October, the arena's video and audio systems were completely redone, with the four corner videoboards and all of the on-court video displays being replaced and the sound system being upgraded and redesigned. In total, more than 2,600 square feet of new videobards were installed in the arena. New scoreboards were also added to the outer walls of the bowl behind each basket.

Also this offseason, the space that was the former men's basketball locker room prior to the construction of the Queally Athletics Center was completely renovated. This new courtside space will be used for pregame, halftime, and postgame team meetings for Spider basketball on game days.

The playing surface in the Robins Center is named Dick Tarrant Court after the legendary Spiders coach who led Richmond to its first five NCAA Tournament appearances.

The facility is much more than a basketball arena, however. The Robins Center has been home to addresses by world leaders, University commencements, WTA Tour events, track competitions, water polo matches, concerts, a 1992 Presidential Debate, and more.



Capacity .....	7,201
Season .....	54th
1st Game .....	12/3/1972 (L vs Maryland)
All-Time Record .....	517-244 (8-2 in 2025-26)
2024-25 Average Attendance .....	5,489
2024-25 D-I Attendance Rank .....	83rd (14th straight year in top 100)
2024-25 A-10 Attendance Rank .....	4th (behind Dayton, VCU, Saint Louis)
Best Home Record In A Season .....	15-1 (2023-24)

## QUEALLY ATHLETICS CENTER

The Queally Athletics Center is the everyday home of Spiders basketball.

Opened in October 2020, the \$15 million practice facility's centerpiece is Breed Family Practice Court. The gym includes a replica of the Robins Center court plus two additional half-courts and two more retractable baskets on the sidelines of the main court, for a total of six in the facility. Next to the court is a 20-seat theater that allows for instant review of practice film and diagramming of offensive and defensive schemes.

The Boggs Strength and Conditioning Room, used exclusively by the men's and women's basketball teams, abuts the court's endline and is separated only by a pair of see-through retractable overhead doors. A six-table Sports Medicine suite, a hydrotherapy room with two pools, and the Bugg Fueling Station all border the strength and conditioning area and form the Ball Family Training Center.

Locker rooms and lounges for the men's and women's teams are also located on the ground floor, while the second floor includes Spider Hall, the main entrance to the Queally Athletics Center. The space features a giant video board as well as entrances to Millhiser Gymnasium and the University's Student Well-Being Center, which are both adjacent to the QAC.

Head coach Chris Mooney believes that the facility has a tremendous impact on his team. "The Queally Athletics Center has transformed our entire basketball program. Our student-athletes utilize the amenities of the physical structure each and every day as prospective Spiders see the facility and anticipate their future at Richmond," said Mooney.

The facility is named for 1986 alumni Paul and Anne-Marie Queally, longtime supporters of the University of Richmond who contributed a \$7.5 million lead gift to launch the fundraising efforts for the center.



## MILLHISER GYMNASIUM (MILL-high-zer)

Now in its second century, one of the most historic and celebrated buildings on the University of Richmond campus now houses the Millhiser Student-Athlete Development Center and offices for both the men's basketball and women's basketball staffs.

The newest version of Millhiser Gymnasium opened in fall 2020 as part of the University's construction of the Queally Athletics Center and the Student Well-Being Center. A mezzanine level was installed to provide office suites for Richmond's basketball programs while the first floor, which still includes the historic gymnasium court surface, is the site of the Student-Athlete Development Center. The Center includes study and meeting spaces for student-athletes as well as offices for Richmond Athletics' Academic Services and Leadership Development departments.

Millhiser's entry hall includes a restored classroom that overlooks the Queally Athletic Center's practice court and a recruiting room with end-zone views of Robins Stadium, home of Spider football and lacrosse, as the 2020 renovation re-opened many of Millhiser's iconic arched windows, which had been bricked in for decades.

Millhiser Gymnasium opened in 1921 and was Richmond's home court between 1922 and 1946.



# TEAM GAME-BY-GAME

Opponent	Date	Score		Total		3-Pointers		Free throws		Rebounds				PF	A	TO	BLK	STL	PTS	AVG
				FG-FGA	PCT	3FG-3FGA	PCT	FT-FTA	PCT	OFF	DEF	TOT	AVG							
Southern Va.	11/05/2025	84-56	W	30-70	.429	7-34	.206	17-22	.773	14	33	47	47.0	22	18	6	3	13	84	84.0
East Carolina	11/08/2025	87-72	W	26-50	.520	6-22	.273	29-36	.806	4	29	33	40.0	24	16	11	1	7	87	85.5
William & Mary	11/11/2025	90-86	W	23-64	.359	9-32	.281	35-46	.761	22	31	53	44.3	24	12	15	1	5	90	87.0
VMI	11/19/2025	87-54	W	33-59	.559	12-24	.500	9-14	.643	9	27	36	42.3	19	21	10	3	12	87	87.0
Gardner-Webb	11/22/2025	102-67	W	38-73	.521	13-31	.419	13-18	.722	15	31	46	43.0	13	22	9	3	9	102	90.0
vs Furman	11/27/2025	72-73	L	24-59	.407	9-27	.333	15-17	.882	14	22	36	41.8	21	15	17	1	9	72	87.0
vs Charlotte	11/28/2025	71-66	W	22-48	.458	7-21	.333	20-34	.588	9	28	37	41.1	19	11	11	1	4	71	84.7
at Belmont	12/03/2025	84-76	W	27-55	.491	14-25	.560	16-20	.800	3	29	32	40.0	14	14	12	3	8	84	84.6
Old Dominion	12/06/2025	86-77	W	32-66	.485	4-14	.286	18-28	.643	11	34	45	40.6	16	16	7	7	2	86	84.8
Southern Ill.	12/13/2025	93-84	Wot	32-63	.508	9-26	.346	20-27	.741	2	27	29	39.4	23	14	13	5	10	93	85.6
at Elon	12/17/2025	70-73	L	24-53	.453	12-29	.414	10-10	1.000	11	22	33	38.8	18	17	20	2	6	70	84.2
The Citadel	12/20/2025	80-56	W	29-56	.518	9-30	.300	13-19	.684	9	25	34	38.4	13	17	8	2	9	80	83.8
Charleston So.	12/28/2025	72-77	L	20-59	.339	7-18	.389	25-29	.862	10	29	39	38.5	16	10	9	2	11	72	82.9
George Washington	12/31/2025	85-99	L	28-57	.491	12-28	.429	17-21	.810	10	16	26	37.6	18	15	8	1	6	85	83.1
Total		1163		388-832	.466	130-361	.360	257-341	.754	143	383	526	37.6	260	218	156	35	111	1163	83.1
Opponents		1016		348-815	.427	123-390	.315	197-288	.684	139	344	483	34.5	268	158	191	39	78	1016	72.6

## Richmond Averages

Games Played	Points/ game	FG Pct	3FG Pct	FT Pct	Rebounds/ game	Assists/ game	Turnovers/ game	Assist/Turnover ratio	Steals/ game	Blocks/ game
14	83.1	46.6	36.0	75.4	37.6	15.6	11.1	1.4	7.9	2.5

# OPPONENT GAME-BY-GAME

Opponent	Date	Score		Total		3-Pointers		Free throws		Rebounds				PF	A	TO	BLK	STL	PTS	AVG
				FG-FGA	PCT	3FG-3FGA	PCT	FT-FTA	PCT	OFF	DEF	TOT	AVG							
Southern Va.	11/05/2025	84-56	W	15-48	.313	5-24	.208	21-29	.724	5	28	33	33.0	17	5	17	1	3	56	56.0
East Carolina	11/08/2025	87-72	W	23-54	.426	4-20	.200	22-31	.710	8	23	31	32.0	25	8	13	2	5	72	64.0
William & Mary	11/11/2025	90-86	W	25-63	.397	11-37	.297	25-31	.806	9	27	36	33.3	30	16	7	3	9	86	71.3
VMI	11/19/2025	87-54	W	18-49	.367	8-31	.258	10-20	.500	9	20	29	32.3	15	6	16	4	3	54	67.0
Gardner-Webb	11/22/2025	102-67	W	23-59	.390	14-31	.452	7-11	.636	7	23	30	31.8	15	12	17	4	2	67	67.0
vs Furman	11/27/2025	72-73	L	28-54	.519	8-25	.320	9-21	.429	12	22	34	32.2	11	15	16	5	7	73	68.0
vs Charlotte	11/28/2025	71-66	W	22-51	.431	6-26	.231	16-24	.667	6	22	28	31.6	22	5	9	3	4	66	67.7
at Belmont	12/03/2025	84-76	W	29-62	.468	11-34	.324	7-15	.467	10	27	37	32.3	18	15	15	2	7	76	68.8
Old Dominion	12/06/2025	86-77	W	27-72	.375	7-29	.241	16-20	.800	13	28	41	33.2	21	10	7	3	4	77	69.7
Southern Ill.	12/13/2025	93-84	Wot	30-69	.435	4-13	.308	20-25	.800	15	33	48	34.7	27	14	22	0	7	84	71.1
at Elon	12/17/2025	70-73	L	26-56	.464	10-25	.400	11-16	.688	11	17	28	34.1	9	10	13	2	10	73	71.3
The Citadel	12/20/2025	80-56	W	22-55	.400	8-25	.320	4-7	.571	9	23	32	33.9	16	11	16	2	6	56	70.0
Charleston So.	12/28/2025	72-77	L	26-65	.400	10-37	.270	15-23	.652	16	31	47	34.9	21	10	13	4	6	77	70.5
George Washington	12/31/2025	85-99	L	34-58	.586	17-33	.515	14-15	.933	9	20	29	34.5	21	21	10	4	5	99	72.6
Total		1016		348-815	.427	123-390	.315	197-288	.684	139	344	483	34.5	268	158	191	39	78	1016	72.6
Richmond		1163		388-832	.466	130-361	.360	257-341	.754	143	383	526	37.6	260	218	156	35	111	1163	83.1

## Opponents Averages

Games Played	Points/ game	FG Pct	3FG Pct	FT Pct	Rebounds/ game	Assists/ game	Turnovers/ game	Assist/Turnover ratio	Steals/ game	Blocks/ game
14	72.6	42.7	31.5	68.4	34.5	11.3	13.6	0.8	5.6	2.8

# PTS-REB-AST

Opponent	Date	Score		1	2	3	4	5	6	9	11	12	15	21
				TYNE,MIKKE	DAUGHTRY,J	JARGABRIGHT	JOHNSTON,W	TANNER,COL	LOPEZ,AJ	BEAGLE,JON	HARPER III	THOMAS,DAV	MOONEY,KIR	WALZ,MIKE
Southern Va.	11/05/2025	84-56	W	10-1-1	6-6-2	11-2-3	5-5-2	11-6-2	2-0-0	12-6-1	0-0-2	2-3-1	0-1-0	9-7-2
East Carolina	11/08/2025	87-72	W	8-0-2	13-7-1	14-3-1	8-1-1	6-1-2	5-2-1	15-4-3	DNP	7-2-1	DNP	3-5-2
William & Mary	11/11/2025	90-86	W	8-3-1	4-4-0	15-4-0	16-0-5	8-8-1	18-4-2	10-10-1	0-0-0	0-0-0	DNP	9-9-2
VMI	11/19/2025	87-54	W	5-0-3	10-1-1	11-0-5	6-3-1	6-0-2	12-0-0	7-6-0	6-2-1	10-0-2	2-1-1	8-9-3
Gardner-Webb	11/22/2025	102-67	W	9-3-3	14-4-1	15-3-4	4-0-2	9-5-1	18-3-1	2-6-2	DNP	13-1-2	0-0-0	4-10-3
vs Furman	11/27/2025	72-73	L	10-2-1	12-5-1	3-2-2	10-0-0	7-4-1	5-2-0	4-3-1	DNP	5-1-2	DNP	7-10-6
vs Charlotte	11/28/2025	71-66	W	5-3-4	15-3-0	6-4-0	3-1-1	6-2-1	17-2-1	3-10-1	DNP	2-1-0	DNP	6-4-3
at Belmont	12/03/2025	84-76	W	DNP	6-3-0	12-2-0	19-3-2	4-4-0	15-1-1	4-3-3	DNP	18-4-3	DNP	3-6-3
Old Dominion	12/06/2025	86-77	W	7-1-1	17-8-0	15-1-4	7-2-5	0-0-0	5-6-2	8-5-0	DNP	6-1-1	DNP	16-8-2
Southern Ill.	12/13/2025	93-84	Wot	10-0-1	12-1-0	18-0-3	17-5-2	2-2-0	11-4-1	14-8-3	DNP	0-1-1	DNP	6-3-1
at Elon	12/17/2025	70-73	L	3-0-0	10-2-0	2-3-0	9-2-4	6-3-0	15-2-3	6-3-3	DNP	0-0-1	DNP	7-8-2
The Citadel	12/20/2025	80-56	W	3-0-3	17-2-1	5-1-1	0-3-3	13-5-1	14-2-1	3-7-3	0-0-0	6-2-0	DNP	14-5-3
Charleston So.	12/28/2025	72-77	L	0-2-1	9-6-1	12-4-2	0-1-0	2-4-0	22-3-2	8-4-1	DNP	2-1-0	DNP	7-4-1
George Washington	12/31/2025	85-99	L	6-2-1	23-0-1	4-0-3	20-4-3	7-1-0	11-1-1	6-2-1	2-1-0	3-1-0	DNP	0-8-3

Opponent	Date	Score		24	33	35
				ROBINSON,J	ROUMOGLLOU, MCGLOTHIN,	
Southern Va.	11/05/2025	84-56	W	9-4-2	3-2-0	4-2-0
East Carolina	11/08/2025	87-72	W	6-3-0	2-2-2	DNP
William & Mary	11/11/2025	90-86	W	2-3-0	0-7-0	DNP
VMI	11/19/2025	87-54	W	0-2-1	4-7-1	0-1-0
Gardner-Webb	11/22/2025	102-67	W	7-2-2	7-5-1	DNP
vs Furman	11/27/2025	72-73	L	0-1-0	9-2-1	DNP
vs Charlotte	11/28/2025	71-66	W	5-2-0	3-3-0	DNP
at Belmont	12/03/2025	84-76	W	3-1-1	0-4-1	DNP
Old Dominion	12/06/2025	86-77	W	3-1-0	2-7-1	DNP
Southern Ill.	12/13/2025	93-84	Wot	0-1-0	3-3-2	DNP
at Elon	12/17/2025	70-73	L	0-0-0	12-5-4	DNP
The Citadel	12/20/2025	80-56	W	2-2-1	3-1-0	0-0-0
Charleston So.	12/28/2025	72-77	L	5-0-0	5-5-2	DNP
George Washington	12/31/2025	85-99	L	0-0-0	3-1-2	DNP



# INDIVIDUAL GAME HIGHS

POINTS	23		Jaden Daughtry vs George Washington (12/31/2025)
	22		AJ Lopez vs Charleston So. (12/28/2025)
	20		Will Johnston vs George Washington (12/31/2025)
	19		Will Johnston at Belmont (12/03/2025)
	18		Aiden Argabright vs Southern Ill. (12/13/2025)
	18		David Thomas at Belmont (12/03/2025)
	18		AJ Lopez vs Gardner-Webb (11/22/2025)
FIELD GOALS MADE	18		AJ Lopez vs William & Mary (11/11/2025)
	9		Jaden Daughtry vs George Washington (12/31/2025)
FIELD GOAL ATTEMPTS	8		Mike Walz vs Old Dominion (12/06/2025)
	13		Will Johnston vs George Washington (12/31/2025)
FIELD GOAL PERCENTAGE (min 5 made)	13		Will Johnston vs William & Mary (11/11/2025)
	.857	(6-7)	Mike Walz vs The Citadel (12/20/2025)
3 PT FG MADE	.833	(5-6)	Jaden Daughtry vs VMI (11/19/2025)
	6		David Thomas at Belmont (12/03/2025)
3 PT FG ATTEMPTS	5		Will Johnston vs George Washington (12/31/2025)
	10		Will Johnston vs George Washington (12/31/2025)
3 PT FG PERCENTAGE (min 2 made)	10		Will Johnston vs William & Mary (11/11/2025)
	1.000	(2-2)	Jaden Daughtry vs George Washington (12/31/2025)
FREE THROWS MADE	1.000	(2-2)	AJ Lopez vs Charleston So. (12/28/2025)
	1.000	(2-2)	Mike Walz vs The Citadel (12/20/2025)
	1.000	(2-2)	Jaden Daughtry vs Charlotte (N) (11/28/2025)
	1.000	(2-2)	Mike Walz vs VMI (11/19/2025)
	1.000	(2-2)	Will Johnston vs VMI (11/19/2025)
	1.000	(2-2)	Will Johnston vs VMI (11/19/2025)
FREE THROW ATTEMPTS	14		AJ Lopez vs Charleston So. (12/28/2025)
	10		AJ Lopez vs William & Mary (11/11/2025)
FREE THROW PERCENTAGE (min 3 made)	14		AJ Lopez vs Charleston So. (12/28/2025)
	13		Aiden Argabright vs Old Dominion (12/06/2025)
REBOUNDS	1.000	(14-14)	AJ Lopez vs Charleston So. (12/28/2025)
	1.000	(7-7)	Aiden Argabright vs East Carolina (11/08/2025)
	1.000	(6-6)	AJ Lopez vs George Washington (12/31/2025)
	1.000	(6-6)	Aiden Argabright vs Charleston So. (12/28/2025)
	1.000	(5-5)	AJ Lopez vs Southern Ill. (12/13/2025)
	1.000	(4-4)	David Thomas vs The Citadel (12/20/2025)
	1.000	(4-4)	AJ Lopez at Elon (12/17/2025)
	1.000	(4-4)	Jaden Daughtry at Elon (12/17/2025)
	1.000	(4-4)	Will Johnston vs Southern Ill. (12/13/2025)
	1.000	(4-4)	Aiden Argabright at Belmont (12/03/2025)
	1.000	(4-4)	AJ Lopez vs VMI (11/19/2025)
ASSISTS	1.000	(3-3)	Will Johnston vs George Washington (12/31/2025)
	10		Jonathan Beagle vs Charlotte (N) (11/28/2025)
	10		Mike Walz vs Furman (N) (11/27/2025)
	10		Mike Walz vs Gardner-Webb (11/22/2025)
STEALS	10		Jonathan Beagle vs William & Mary (11/11/2025)
	6		Mike Walz vs Furman (N) (11/27/2025)
	5		Will Johnston vs Old Dominion (12/06/2025)
	5		Aiden Argabright vs VMI (11/19/2025)
BLOCKED SHOTS	5		Will Johnston vs William & Mary (11/11/2025)
	4		Jaden Daughtry vs The Citadel (12/20/2025)
	3		AJ Lopez vs The Citadel (12/20/2025)
	3		Apostolos Roumoglou at Elon (12/17/2025)
TURNOVERS	3		David Thomas vs VMI (11/19/2025)
	3		Aiden Argabright vs Southern Va. (11/05/2025)
	3		Mike Walz vs Southern Ill. (12/13/2025)
	3		Apostolos Roumoglou vs Old Dominion (12/06/2025)
FOULS	5		Mike Walz vs Charleston So. (12/28/2025)
	4		Will Johnston at Elon (12/17/2025)
	4		Jaden Daughtry at Belmont (12/03/2025)
	4		Mike Walz vs Furman (N) (11/27/2025)
FOULS	4		Mikkel Tyne vs Charleston So. (12/28/2025)
	4		Mikkel Tyne vs The Citadel (12/20/2025)
	4		Mike Walz at Elon (12/17/2025)
	4		Mikkel Tyne vs Southern Ill. (12/13/2025)
	4		Aiden Argabright vs Southern Ill. (12/13/2025)
	4		AJ Lopez vs Charlotte (N) (11/28/2025)
	4		Jonathan Beagle vs Charlotte (N) (11/28/2025)
	4		Jonathan Beagle vs Furman (N) (11/27/2025)
	4		Jaylen Robinson vs VMI (11/19/2025)
	4		Aiden Argabright vs William & Mary (11/11/2025)
	4		Mike Walz vs East Carolina (11/08/2025)
	4		Jonathan Beagle vs East Carolina (11/08/2025)
	4		AJ Lopez vs Southern Va. (11/05/2025)





# SPECIALTY STATS

DATE	OPPONENT	PTS/TO	PAINT	2ND CHANCE	FAST BREAK	BENCH	TIES	LEAD CHANGES	LEADING	TRAILING	LEAD LOST/DEFICIT OVERCOME
11/5	So. Virginia	18	40	14	18	47	1	1	35:32	1:57	Trailed by 2 (1st - 19:33)
11/8	East Carolina	17	36	5	18	57	1	1	31:16	7:22	Trailed by 5 (1st - 14:31)
11/11	William & Mary	13	24	25	9	31	7	12	25:35	12:17	Trailed by 5 (1st - 9:13)
11/19	VMI	15	34	9	13	50	0	0	39:32	0:00	--
11/22	Gardner-Webb	21	50	15	19	58	0	2	38:47	0:17	Trailed by 1 (1st - 18:54)
11/27	Furman	8	28	7	15	33	0	1	1:19	38:21	Led by 3 (1st - 19:40)
11/28	Charlotte	10	22	8	14	34	0	0	38:31	0:00	--
12/3	Belmont	14	16	3	9	25	4	14	21:02	16:38	Trailed by 9 (1st - 8:51)
12/6	Old Dominion	10	50	14	22	51	9	11	33:13	3:23	Trailed by 2 (1st - 19:21)
12/13	Southern Illinois	26	36	3	10	47	4	8	28:54	13:30	Trailed by 9 (2nd - 18:19)
12/17	Elon	15	14	11	4	30	13	12	25:10	7:08	Led by 9 (2nd - 18:57)
12/20	The Citadel	18	28	6	17	36	1	0	39:14	0:00	--
12/28	Charleston Southern	16	16	2	29	41	8	8	4:34	33:10	Led by 2 (2nd - 15:08)
12/31	George Washington	9	22	8	11	25	4	0	0:00	38:21	--

# TEAM PHOTO



Seated (L to R): Collin Tanner, Will Harper III, David Thomas, Aiden Argabright, Mikkel Tyne, Will Johnston, Kirby Mooney, Jaylen Robinson  
 Standing (L to R): Abraham Sidden, Matthew Aronowitz, Jaden Daughtry, Apostolos Roumoglou, Bryson McGlothlin, Mike Walz,  
 Dylan Homenick, Jonathan Beagle, Donovan Richardson, AJ Lopez, Chris Beach,



# SPIDER BITES

Here's what you really need to know about the 2025-26 Spiders.

For starters, their names are their names. Among Spiders who admitted to having a nickname, nearly all of them were simply their initials or something similar, with two notable exceptions: Bryson McGlothlin will answer to B-Magic, and Will Harper III at times goes by Whoppa.

Like most of Gen Z, this year's Spiders enjoy their screen time. But what they like to watch is as varied as the players themselves. A total of 15 different movies were named when the 16 Spiders were asked to pick their favorite, with only 1995's Friday receiving multiple votes (Aiden Argabright and AJ Lopez). Other 90s classics picked by the Spiders (all of whom were born in the 21st century) include Rudy (Kirby Mooney), Good Will Hunting (Dylan Homenick), and Boyz in the Hood (Collin Tanner). In terms of favorite TV shows, only two received more than one vote: The Office (K. Mooney and Homenick) and Rick and Morty (Argabright and Will Johnston).

There's more agreement about their favorite TV show when they were a child in the pre-streaming days. Six different players named SpongeBob SquarePants, and Phineas and Ferb also earned votes from a pair of international Spiders (Apostolos Roumoglou and Mikkel Tyne).



Not surprisingly, basketball is the subject of the Spiders favorite podcasts and their favorite video games. More than half of Richmond's roster picked a basketball-affiliated option when asked to select their favorite podcast. Club 520, the podcast hosted by former NBA player Jeff Teague, was named by five players, while Curious Mike (Michael Porter Jr.'s podcast), Gil's Arena (Gilbert Arenas), Podcast P (Paul George), and Spiders Sound Off (Richmond basketball fan podcast) each earned a vote. When it came to preferred video games, seven players picked NBA 2K as their favorite, narrowly edging out Call of Duty (four players), with a conflicted Bryson McGlothlin splitting his vote between the top two options.



Richmond's two Canadians (Tyne and Homenick) unsurprisingly picked the Toronto Raptors as their favorite NBA team, while DMV products Will Harper III and Donovan Richardson chose the Washington Wizards. But the most popular choice, with four selections, was the Los Angeles Lakers, who play their home games approximately 2,600 miles west of the Robins Center. Perhaps a certain King might have something to do with that, as 10 Spiders picked LeBron James as the NBA's Greatest of All-Time. That includes Jayden Daughtry, who not only chose James but also said his favorite NBA team is simply "LeBron's team."

There's less agreement when the Spiders weigh in on sports other than basketball. No athlete was mentioned by more than two Spiders when the team was asked to pick its favorite non-basketball athlete, with Tiger Woods, Tom Brady, and Lamar Jackson each being named twice. Football was the most popular choice when the team was asked to pick which sport they are best at other than basketball, with Jaden Daughtry, Jaylen Robinson, Bryson McGlothlin, Kirby Mooney, and David Thomas all saying they have skills on the gridiron. Baseball was second with three votes, followed by a variety of sports named by a single Spider each, including volleyball (Apostolos Roumoglou), track (Aiden Argabright), soccer (Mikkel Tyne), rugby (Will Johnston), pickleball (Donovan Richardson), hockey (Dylan Homenick), golf (Mike Walz, a scratch golfer), and cricket (Will Harper III).

Regardless of their skills outside of basketball, it's safe to say that the Spiders feel most comfortable on the hardwood. When representing UR on the court, this year's Spiders opt for Richmond's white jerseys, the preferred uniform of nine current players, more than both blue (five) and red (two) combined.



Daughtry



Robinson

## UNIVERSITY OF RICHMOND FACTS

• **Ranked 22nd among "Best Liberal Arts Colleges" by US News & World Report (ranked in top 25 each of last 9 years)**

*According to the Princeton Review, Richmond is:*

- **Ranked 3rd for "Best Campus Food"**
- **Ranked 7th for "Best Athletic Facilities" & "Best-Run Colleges"**
- **Ranked 8th for "Best Quality of Life" & "Best Career Services"**
- **Ranked 9th for "Best Classroom Experience"**
- **Ranked 13th for "Most Accessible Professors"**

**Robins Business School ranked 17th in nation (Poets & Quants)**

**8:1 faculty-staff ratio; two-thirds of classes have < 20 students**

**University endowment valued at more than \$3.3 billion**

**Founded in 1830, sixth oldest school in Virginia**

## UNIVERSITY OF RICHMOND ALUMNI

**Kenny Atkinson** Cleveland Cavaliers Head Coach, 2025 NBA Coach of the Year

**Sean Casey** Three-Time MLB All-Star, nicknamed "The Mayor"

**Joe Douglas** Former New York Jets General Manager

**Tim Finchem** Former PGA TOUR Commissioner

**Douglas Freeman** Historian, 2-time Pulitzer Prize winner

**Tim Hightower** Former NFL Running Back

**Melanie Healey** Former Procter & Gamble President

**Brian Jordan** Former MLB & NFL Player

**Todd McShay** Former ESPN NFL Draft Analyst

**Leland Melvin** NASA Astronaut

**Johnny Newman** Former NBA Player (UR's all-time leading scorer)

**Lil Dicky** Rapper & star of FX's Dave

**Wesley Schultz** Founder, guitarist, and lead vocalist of *The Lumineers*

# MOONEY AMONG A-10 LEADERS

## MOST TOTAL WINS BY COACH ATLANTIC 10 HISTORY

	WINS	YEARS
1. John Chaney (Temple)	516	1982-2006
2. Phil Martelli (Saint Joseph's)	424	1995-2019
3. Chris Mooney (Richmond)	368	2005-pres.
3. Gale Catlett (West Virginia)	333	1978-95

## MOST CONFERENCE WINS BY COACH ATLANTIC 10 HISTORY

	WINS	YEARS
1. John Chaney (Temple)	295	1982-2006
2. Phil Martelli (Saint Joseph's)	218	1995-2019
3. Chris Mooney (Richmond)	180	2005-pres.
3. Gale Catlett (West Virginia)	180	1978-95







# CHRIS MOONEY

## HEAD COACH

### 21st SEASON

### PRINCETON, 1994

In his first 20 seasons at Richmond, Chris Mooney has led the Spiders to their only two Atlantic 10 tournament championships (2011, 2022), their only Atlantic 10 regular season championship (2024), three NCAA Tournaments, eight 20-win seasons, and 10 postseason appearances while amassing 358 wins, more than any other coach in program history.

Mooney ranks among the longest-tenured and most successful coaches ever in the Atlantic 10. His 21 seasons with the Spiders mark the third-longest tenure by a coach at a single school in conference history (John Chaney - 24 seasons at Temple; Phil Martelli - 24 seasons at Saint Joseph's). In his first 20 seasons at Richmond, Mooney recorded 180 conference wins, tied for the third most in A-10 history, and 358 total wins, third in Atlantic 10 history. Mooney is one of 11 coaches to win multiple A-10 tournament titles, and only four coaches have won more A-10 tournament championships than Mooney's two: John Chaney (6), John Calipari (5), Phil Martelli (3), and Fran Dunphy (3).

In 2024-25, the Spiders featured nine newcomers, the most for Mooney in his 20 seasons at UR, and one returning starter, tied for the fewest the program has had under Mooney. DeLonnie Hunt, Richmond's captain and its sole returning starter, fractured his foot on Jan. 8 and missed the next 15 games. Richmond went 3-12 during that stretch and finished the year 10-22 overall.

The 2023-24 Spiders stormed to the program's first regular season title since joining the Atlantic 10 in 2001, winning a program-record 15 conference games along the way and earning consensus A-10 Coach of the Year honors for Mooney and recognition as a finalist for the Jim Phelan Award, given to the National Coach of the Year. Richmond finished 15-1 at home, its best record in the Robins Center since the arena opened in 1972. Jordan King was named A-10 Co-Player of the Year, First Team All-Conference, and selected to the A-10's All-Academic Team, Dji Bailey was a co-winner of the Chris Daniels Award, given to the A-10's Most Improved Player, and Neal Quinn was named Second Team All-Conference as the Spiders dominated the league's end-of-year honors. Richmond finished the year 23-10, tied for the sixth-most wins in a season in program history.

Mooney's season ended prematurely in 2022-23, when on February 17 he announced that he was stepping away from the program to have heart surgery. At the time of his announcement, the Spiders were 13-14 overall. Mooney underwent a successful procedure to remove an aortic aneurysm at the University of Virginia Medical Center and was back in the office that April.

In 2021-22, Mooney and the Spiders captured the second A-10 title in program history and upset Big Ten champion Iowa in the First Round of the NCAA Tournament. Richmond won four games in four days to win the Atlantic 10 and earned a 12 seed in the Midwest Region of the NCAA Tournament. Days after being named Most Outstanding Player of the A-10 Tournament, Jacob Gilyard led all players with 24 points and six assists as UR defeated the Hawkeyes to secure the sixth trip to the Second Round of the NCAA Tournament in program history. After setting the NCAA Division I career steals record in December, Gilyard was a semifinalist for the Naismith National Defensive Player of the Year, a Lefty Driesell Defensive All-American, and the Virginia State Defensive Player of the Year. In April, he won the Senior CLASS Award as the top senior or graduate student-athlete in NCAA Division I Men's Basketball. Grant Golden finished his Spiders career with the second-most points (2,246), third-most rebounds (1,015), and fourth-most assists (476) in Spiders history.

Mooney and the Spiders posted a 14-9 record in the COVID-shortened 2020-21 season and advanced to the quarterfinals of the NIT. Richmond opened the season by winning the Bluegrass Showcase in Lexington, Ky. The Spiders beat 10th-ranked Kentucky in the final game for the program's first road win ever vs a team in the top 10 of the Associated Press Poll. UR rose as high as 19th in the AP Top 25 during its 4-0 start, the best ranking for the Spiders since December 1957.

In 2019-20, Mooney was on the verge of taking the Spiders to the NCAA Tournament when the postseason was canceled due to COVID-19. The Spiders went 24-7, tying the school record for regular-season wins, and finished second in the Atlantic 10 at 14-4. The Spiders received votes in the AP Top 25 six times, including a season-high six in the final poll of the season.

In 2016-17, the Spiders swept the two major Atlantic 10 awards, with senior T.J. Cline winning A-10 Player of the Year and freshman De'Monte Buckingham earning Rookie of the Year honors. In 2014-15, Richmond was one of the "Last Four Out" of the NCAA Tournament at-large field, thereby securing the No. 1 seed and home-court advantage in the NIT, where they would reach the tournament's quarterfinals.

In 2010-11, Richmond won the A-10 Tournament for UR's first Atlantic 10 title. The Spiders would advance to the second Sweet 16 in program history by downing Vanderbilt and Morehead State in the NCAA Denver Subregional. Richmond finished 29-8, set a school record for wins, and finished 21st in the coaches poll. In 2009-10, Richmond earned its first NCAA bid since 2004, garnering a seven seed before falling in the first round of the tournament. Mooney was named the 2010 Sporting News Atlantic 10 Coach of the Year, and was a finalist for the 2010 Jim Phelan National Coach of the Year Award. The Spiders finished the season ranked 24th in the final AP Top 25. During those seasons, the Spiders were led by Kevin Anderson, a 2010 Associated Press All-America Honorable Mention and 2010 Atlantic 10 Player of the Year, and Justin Harper, a 2011 Lute Olson All-American and First Team All-Atlantic 10 selection. Harper went on to a 3-year NBA career, making him one of 39 of Mooney's former players who have gone on to play professionally in either the NBA, the G League, or overseas.

Mooney previously coached at Air Force for five seasons: three as an assistant, one as an associate head coach and his final season as head coach. In 2004-05, Mooney led the Falcons to an 18-12 record and votes in the national polls.

Mooney began coaching at the high school level, taking a job at Lansdale Catholic High School in Lansdale, Pa., in 1994. His first college coaching experience came at Division III Beaver College, now known as Arcadia University. Mooney is married to the former Lia Chomat, a Princeton graduate who also has a doctorate in psychology from Penn. The couple has two sons, Danny and Ryan.

#### COACHING HONORS

2024 Atlantic 10 Coach of the Year  
2024 Jim Phelan National Coach of the Year Finalist  
2024 NABC District 4 (A-10) Coach of the Year  
2010 Sporting News Atlantic 10 Coach of the Year  
2010 Jim Phelan National Coach of the Year Finalist

#### POSTSEASON ACCOMPLISHMENTS

2024 NIT  
2024 Atlantic 10 Regular Season Champions  
2022 NCAA Second Round  
2022 Atlantic 10 Champions  
2021 NIT Quarterfinals  
2017 NIT Quarterfinals  
2015 NIT Quarterfinals  
2013 CBI Quarterfinals  
2011 NCAA Sweet 16  
2011 Atlantic 10 Champions  
2010 NCAA First Round  
2009 CBI Semifinals  
2008 CBI First Round

#### AS A D-I HEAD COACH

YEAR	SCHOOL	RECORD	CONF.	FINISH
2025-26	Richmond	10-4	0-1	n/a
2024-25	Richmond	10-22	5-13	t-13th
2023-24	Richmond	23-10	15-3	1st
2022-23	Richmond*	13-14	6-8	n/a
2021-22	Richmond	24-13	10-8	6th
2020-21	Richmond	14-9	6-5	8th
2019-20	Richmond	24-7	14-4	2nd
2018-19	Richmond	13-20	6-12	t-10th
2017-18	Richmond	12-20	9-9	t-5th
2016-17	Richmond	22-13	13-5	t-3rd
2015-16	Richmond	16-16	7-11	9th
2014-15	Richmond	21-14	12-4	4th
2013-14	Richmond	19-14	8-8	7th
2012-13	Richmond	19-15	8-8	t-8th
2011-12	Richmond	16-16	7-9	t-9th
2010-11	Richmond	29-8	13-3	3rd
2009-10	Richmond	26-9	13-3	3rd
2008-09	Richmond	20-16	9-7	t-5th
2007-08	Richmond	16-15	9-7	t-4th
2006-07	Richmond	8-22	4-12	t-12th
2005-06	Richmond	13-17	6-10	t-11th
2004-05	Air Force	18-12	9-5	3rd
Richmond (2005-pres.)		368-294 (.556)	180-151 (.544)	
Air Force (2004-05)		18-12 (.600)	9-5 (.643)	
Career Record (D-I only)		386-306 (.558)	189-156 (.548)	

\* Left team on Feb. 17 to undergo heart surgery

Head Coach, Richmond, 2005-present  
Head Coach, Air Force, 2004-05  
Associate Head Coach, Air Force, 2003-04  
Assistant Coach, Air Force, 2000-03  
Head Coach, Arcadia University (Div III), 1997-00

#### AS A PLAYER

A 1994 graduate with a B.A. in English, Mooney led Princeton to two Ivy League titles. He totaled 1,071 points and started all 107 games in his career.





# #1 MIKKEL TYNE

mik-KELL tine (rhymes with sign)

JUNIOR | GUARD

5'10" | 180 LBS

TORONTO, ONTARIO

BISHOP WALSH (MD)



[LINK TO FULL BIO](#)



### CAREER HIGHS

Statistic	Value	
Points	22	vs Ball St. 11/27/24
Rebounds	7	vs Loyola Chicago 02/11/25, at Dayton 03/01/25
Assists	5	at Saint Joseph's 02/22/25
Steals	4	vs Siena 11/11/23, at George Washington 01/29/25, at Bucknell 11/16/24
FG Made	8	vs Ball St. 11/27/24, vs Fordham 02/15/25
FG Attempts	16	vs VCU 02/25/25, vs Fordham 02/15/25
3FG Made	5	vs Florida 12/09/23, at La Salle 02/19/25
3FG Attempts	8	vs Fordham 02/15/25, vs Ball St. 11/27/24
FT Made	6	vs Loyola Chicago 02/11/25
FT Attempts	6	vs Loyola Chicago 02/11/25

### CAREER STATS

				Field Goals		3-Point		F-Throws		Rebounds				Scoring						
SEASON	TEAM	GP-GS	MIN/AVG	FG-FGA	FG%	3FG-3FGA	3FG%	FT-FTA	FT%	OFF	DEF	TOT	AVG	PF-FO	A	TO	BLK	STL	PTS	AVG
2023-24	UR	33-11	561/17.0	48-150	.320	21-78	.269	15-18	.833	7	63	70	2.1	40-1	28	17	0	17	132	4.0
2024-25	UR	32-32	1009/31.5	113-295	.383	38-140	.271	32-41	.780	16	56	72	2.3	77-2	45	51	0	33	296	9.3
2025-26	UR	13-13	260/20.0	30-74	.405	18-47	.383	6-11	.545	1	16	17	1.3	32-0	22	13	0	11	84	6.5
TOTAL		78-56	1830/23.5	191-519	.368	77-265	.291	53-70	.757	24	135	159	2.0	149-3	95	81	0	61	512	6.6

### GAMELOGS

Opponent	Date	GS	MIN	Total		3-Pointers		Free throws		Rebounds										
				FG-FGA	PCT	3FG-3FGA	PCT	FT-FTA	PCT	OFF	DEF	TOT	AVG	PF	A	TO	BLK	STL	PTS	AVG
Southern Va.	11/05/2025	*	16:47	4-7	.571	2-5	.400	0-0	.000	0	1	1	1.0	2	1	0	0	2	10	10.0
East Carolina	11/08/2025	*	26:08	3-7	.429	2-4	.500	0-0	.000	0	0	0	0.5	3	2	2	0	1	8	9.0
William & Mary	11/11/2025	*	23:16	3-8	.375	2-6	.333	0-0	.000	1	2	3	1.3	3	1	2	0	1	8	8.7
VMI	11/19/2025	*	13:33	2-4	.500	1-3	.333	0-0	.000	0	0	0	1.0	2	3	2	0	2	5	7.8
Gardner-Webb	11/22/2025	*	22:26	4-9	.444	1-4	.250	0-2	.000	0	3	3	1.4	1	3	1	0	2	9	8.0
vs Furman	11/27/2025	*	20:22	2-6	.333	2-4	.500	4-5	.800	0	2	2	1.5	3	1	0	0	0	10	8.3
vs Charlotte	11/28/2025	*	20:23	1-3	.333	1-2	.500	2-4	.500	0	3	3	1.7	1	4	1	0	0	5	7.9
Old Dominion	12/06/2025	*	21:10	3-7	.429	1-2	.500	0-0	.000	0	1	1	1.6	2	1	2	0	0	7	7.8
Southern Ill.	12/13/2025	*	14:21	4-6	.667	2-3	.667	0-0	.000	0	0	0	1.4	4	1	0	0	0	10	8.0
at Elon	12/17/2025	*	15:01	1-5	.200	1-4	.250	0-0	.000	0	0	0	1.3	1	0	0	0	1	3	7.5
The Citadel	12/20/2025	*	21:53	1-7	.143	1-7	.143	0-0	.000	0	0	0	1.2	4	3	0	0	0	3	7.1
Charleston So.	12/28/2025	*	23:06	0-2	.000	0-0	.000	0-0	.000	0	2	2	1.3	4	1	1	0	2	0	6.5
George Washington	12/31/2025	*	21:39	2-3	.667	2-3	.667	0-0	.000	0	2	2	1.3	2	1	2	0	0	6	6.5
Totals		13	260:05	30-74	.405	18-47	.383	6-11	.545	1	16	17	1.3	32	22	13	0	11	84	6.5

### Player Averages

Games Played	Minutes/game	Points/game	FG Pct	3FG Pct	FT Pct	Rebounds/game	Assists/game	Turnovers/game	Assist/Turnover ratio	Steals/game	Blocks/game
13	20.0	6.5	40.5	38.3	54.5	1.3	1.7	1.0	1.7	0.8	0.0



# #2 JADEN DAUGHTRY

JAY-den DAW-tree

JUNIOR | FORWARD

6'7" | 230 LBS

RICHMOND, VA

BENEDICTINE

INDIANA STATE

[LINK TO FULL BIO](#)

## CAREER HIGHS



Statistic	Value
Points	26 at Evansville 01/04/25
Rebounds	11 vs Southern Ind. 12/09/23
Assists	3 vs Fla. Atlantic 11/04/24, vs Southern Ill. 03/02/25
Steals	4 at UNI 02/11/25, vs The Citadel 12/20/25
Blocks	2 at UNI 02/11/25
FG Made	10 vs Arkansas St. 11/29/24, vs Belmont 01/11/25
FG Attempts	17 at Evansville 01/04/25
3FG Made	2 7 times
3FG Attempts	5 vs Charleston So. 12/28/25
FT Made	11 at Ohio St. 12/29/24
FT Attempts	15 at Ohio St. 12/29/24

## CAREER STATS

				Field Goals		3-Point		F-Throws		Rebounds				Scoring						
SEASON	TEAM	GP-GS	MIN/AVG	FG-FGA	FG%	3FG-3FGA	3FG%	FT-FTA	FT%	OFF	DEF	TOT	AVG	PF-FO	A	TO	BLK	STL	PTS	AVG
2023-24	INS	12-0	63/5.3	16-29	.552	1-7	.143	4-7	.571	6	13	19	1.6	10-0	2	3	0	2	37	3.1
2024-25	INS	32-3	620/19.4	159-270	.589	12-30	.400	83-129	.643	41	96	137	4.3	74-2	30	56	11	31	413	12.9
2025-26	UR	14-1	246/17.5	62-110	.564	13-28	.464	31-46	.674	11	41	52	3.7	20-0	9	22	4	15	168	12.0
TOTAL FOR UR		14-1	246/17.5	62-110	.564	13-28	.464	31-46	.674	11	41	52	3.7	20-0	9	22	4	15	168	12.0
TOTAL		58-4	929/16.0	237-409	.579	26-65	.400	118-182	.648	58	150	208	3.6	104-2	41	81	15	48	618	10.7

## GAMELOGS

Opponent	Date	GS	MIN	Total		3-Pointers		Free throws		Rebounds											
				FG-FGA	PCT	3FG-3FGA	PCT	FT-FTA	PCT	OFF	DEF	TOT	AVG	PF	A	TO	BLK	STL	PTS	AVG	
Southern Va.	11/05/2025		16:03	3-7	.429	0-2	.000	0-0	.000	2	4	6	6.0	2	2	1	1	1	6	6.0	
East Carolina	11/08/2025		13:03	3-5	.600	0-1	.000	7-8	.875	1	6	7	6.5	2	1	3	0	1	13	9.5	
William & Mary	11/11/2025		11:00	1-3	.333	0-0	.000	2-2	1.000	2	2	4	5.7	2	0	2	1	0	4	7.7	
VMI	11/19/2025		14:24	5-6	.833	0-1	.000	0-0	.000	0	1	1	4.5	0	1	1	0	2	10	8.3	
Gardner-Webb	11/22/2025		17:09	6-10	.600	1-3	.333	1-1	1.000	0	4	4	4.4	1	1	0	1	0	14	9.4	
vs Furman	11/27/2025		25:14	5-11	.455	0-0	.000	2-2	1.000	1	4	5	4.5	2	1	2	0	2	12	9.8	
vs Charlotte	11/28/2025		15:14	6-9	.667	2-2	1.000	1-5	.200	1	2	3	4.3	2	0	1	0	1	15	10.6	
at Belmont	12/03/2025		15:25	2-3	.667	0-0	.000	2-4	.500	0	3	3	4.1	2	0	4	0	0	6	10.0	
Old Dominion	12/06/2025		18:60	7-11	.636	1-2	.500	2-4	.500	1	7	8	4.6	1	0	1	0	1	17	10.8	
Southern Ill.	12/13/2025		15:27	4-8	.500	2-3	.667	2-3	.667	0	1	1	4.2	2	0	2	0	0	12	10.9	
at Elon	12/17/2025		20:30	2-6	.333	2-4	.500	4-4	1.000	1	1	2	4.0	2	0	2	0	1	10	10.8	
The Citadel	12/20/2025		16:39	7-9	.778	1-3	.333	2-2	1.000	1	1	2	3.8	0	1	1	0	4	17	11.3	
Charleston So.	12/28/2025		24:14	2-11	.182	2-5	.400	3-6	.500	1	5	6	4.0	0	1	0	1	1	9	11.2	
George Washington	12/31/2025	*	22:11	9-11	.818	2-2	1.000	3-5	.600	0	0	0	3.7	2	1	2	0	1	23	12.0	
Totals			1	245:32	62-110	.564	13-28	.464	31-46	.674	11	41	52	3.7	20	9	22	4	15	168	12.0

## Player Averages

Games Played	Minutes/game	Points/game	FG Pct	3FG Pct	FT Pct	Rebounds/game	Assists/game	Turnovers/game	Assist/Turnover ratio	Steals/game	Blocks/game
14	17.5	12.0	56.4	46.4	67.4	3.7	0.6	1.6	0.4	1.1	0.3



# #3 AIDEN ARGABRIGHT

FRESHMAN | GUARD

5'11" | 175 LBS

RICHMOND, VA

JOHN MARSHALL



[LINK TO FULL BIO](#)



### CAREER HIGHS

Statistic	Value
Points	18 vs Southern Ill. 12/13/25
Rebounds	4 vs William & Mary 11/11/25, vs Charleston So. 12/28/25, vs Charlotte 11/28/25
Assists	5 vs VMI 11/19/25
Steals	3 vs Southern Va. 11/05/25
FG Made	4 vs Southern Va. 11/05/25, vs Southern Ill. 12/13/25
FG Attempts	9 vs William & Mary 11/11/25
3FG Made	2 vs William & Mary 11/11/25, at Belmont 12/03/25
3FG Attempts	5 vs William & Mary 11/11/25
FT Made	9 vs Old Dominion 12/06/25, vs Southern Ill. 12/13/25
FT Attempts	13 vs Old Dominion 12/06/25

### CAREER STATS

				Field Goals		3-Point		F-Throws		Rebounds									Scoring	
SEASON	TEAM	GP-GS	MIN/AVG	FG-FGA	FG%	3FG-3FGA	3FG%	FT-FTA	FT%	OFF	DEF	TOT	AVG	PF-FO	A	TO	BLK	STL	PTS	AVG
2025-26	UR	14-0	287/20.5	35-85	.412	10-35	.286	63-76	.829	2	27	29	2.1	30-0	28	12	0	19	143	10.2
TOTAL		14-0	287/20.5	35-85	.412	10-35	.286	63-76	.829	2	27	29	2.1	30-0	28	12	0	19	143	10.2

### GAMELOGS

Opponent	Date	GS	MIN	Total		3-Pointers		Free throws		Rebounds				PF	A	TO	BLK	STL	PTS	AVG
				FG-FGA	PCT	3FG-3FGA	PCT	FT-FTA	PCT	OFF	DEF	TOT	AVG							
Southern Va.	11/05/2025		16:45	4-7	.571	1-3	.333	2-2	1.000	0	2	2	2.0	1	3	1	0	3	11	11.0
East Carolina	11/08/2025		14:04	3-6	.500	1-3	.333	7-7	1.000	0	3	3	2.5	2	1	0	0	2	14	12.5
William & Mary	11/11/2025		24:04	3-9	.333	2-5	.400	7-9	.778	1	3	4	3.0	4	0	2	0	2	15	13.3
VMI	11/19/2025		23:58	3-7	.429	1-4	.250	4-6	.667	0	0	0	2.3	1	5	2	0	2	11	12.8
Gardner-Webb	11/22/2025		16:40	3-6	.500	1-3	.333	8-9	.889	0	3	3	2.4	2	4	0	0	2	15	13.2
vs Furman	11/27/2025		18:45	0-4	.000	0-2	.000	3-4	.750	0	2	2	2.3	3	2	0	0	2	3	11.5
vs Charlotte	11/28/2025		20:45	1-3	.333	0-2	.000	4-5	.800	0	4	4	2.6	2	0	1	0	1	6	10.7
at Belmont	12/03/2025		23:02	3-8	.375	2-4	.500	4-4	1.000	0	2	2	2.5	2	0	0	0	1	12	10.9
Old Dominion	12/06/2025		18:38	3-5	.600	0-0	.000	9-13	.692	0	1	1	2.3	1	4	1	0	0	15	11.3
Southern Ill.	12/13/2025		26:32	4-6	.667	1-3	.333	9-11	.818	0	0	0	2.1	4	3	1	0	1	18	12.0
at Elon	12/17/2025		26:07	1-5	.200	0-1	.000	0-0	.000	1	2	3	2.2	1	0	1	0	0	2	11.1
The Citadel	12/20/2025		14:01	2-5	.400	1-3	.333	0-0	.000	0	1	1	2.1	3	1	3	0	0	5	10.6
Charleston So.	12/28/2025		24:30	3-8	.375	0-2	.000	6-6	1.000	0	4	4	2.2	2	2	0	0	2	12	10.7
George Washington	12/31/2025		19:20	2-6	.333	0-0	.000	0-0	.000	0	0	0	2.1	2	3	0	0	1	4	10.2
Totals		0	287:12	35-85	.412	10-35	.286	63-76	.829	2	27	29	2.1	30	28	12	0	19	143	10.2

### Player Averages

Games Played	Minutes/ game	Points/ game	FG Pct	3FG Pct	FT Pct	Rebounds/ game	Assists/ game	Turnovers/ game	Assist/Turnover ratio	Steals/ game	Blocks/ game
14	20.5	10.2	41.2	28.6	82.9	2.1	2.0	0.9	2.3	1.4	0.0





# #4 WILL JOHNSTON

GRAD STUDENT | GUARD

6'3" | 185 LBS

SYDNEY, AUSTRALIA

PERKIOMEN PREP (PA)

UT RIO GRANDE VALLEY/LOYOLA MARYMOUNT



[LINK TO FULL BIO](#)

### CAREER HIGHS



Statistic	Value	
Points	36	vs Tarleton St. 02/25/23
Rebounds	8	vs Westcliff 11/07/23
Assists	11	vs Western Ill. 11/21/22
Steals	4	vs LIFE Pacific 11/04/24
Blocks	1	5 times
FG Made	12	at Southern Utah 12/31/22, vs Gonzaga 02/15/24
FG Attempts	23	at Southern Utah 12/31/22
3FG Made	8	vs Colorado St. 12/22/23
3FG Attempts	13	vs Tarleton St. 02/25/23
FT Made	12	at Houston Christian 12/10/22
FT Attempts	13	at Houston Christian 12/10/22

### CAREER STATS

				Field Goals		3-Point		F-Throws		Rebounds									Scoring	
SEASON	TEAM	GP-GS	MIN/AVG	FG-FGA	FG%	3FG-3FGA	3FG%	FT-FTA	FT%	OFF	DEF	TOT	AVG	PF-FO	A	TO	BLK	STL	PTS	AVG
2022-23	UTRGV	31-31	992/32.0	134-312	.429	74-169	.438	108-128	.844	10	58	68	2.2	51-0	112	77	2	9	450	14.5
2023-24	LMU	31-20	896/28.9	118-294	.401	65-172	.378	44-54	.815	7	69	76	2.5	64-0	83	44	1	20	345	11.1
2024-25	LMU	32-32	921/28.8	124-306	.405	68-186	.366	64-73	.877	9	61	70	2.2	69-1	101	39	1	25	380	11.9
2025-26	UR	14-14	332/23.7	41-97	.423	27-64	.422	15-17	.882	2	28	30	2.1	24-0	31	12	1	3	124	8.9
TOTAL FOR UR		14-14	332/23.7	41-97	.423	27-64	.422	15-17	.882	2	28	30	2.1	24-0	31	12	1	3	124	8.9
TOTAL		108-97	3142/29.1	417-1009	.413	234-591	.396	231-272	.849	28	216	244	2.3	208-1	327	172	5	57	1299	12.0

### GAMELOGS

Opponent	Date	GS	MIN	Total		3-Pointers		Free throws		Rebounds				Points						
				FG-FGA	PCT	3FG-3FGA	PCT	FT-FTA	PCT	OFF	DEF	TOT	AVG	PF	A	TO	BLK	STL	PTS	AVG
Southern Va.	11/05/2025	*	18:08	1-3	.333	1-2	.500	2-2	1.000	0	5	5	5.0	1	2	1	0	0	5	5.0
East Carolina	11/08/2025	*	24:42	3-7	.429	2-5	.400	0-0	.000	0	1	1	3.0	3	1	1	0	0	8	6.5
William & Mary	11/11/2025	*	29:25	5-13	.385	4-10	.400	2-3	.667	0	0	0	2.0	2	5	1	0	0	16	9.7
VMI	11/19/2025	*	14:43	2-2	1.000	2-2	1.000	0-0	.000	0	3	3	2.3	2	1	1	0	0	6	8.8
Gardner-Webb	11/22/2025	*	17:50	1-2	.500	1-2	.500	1-1	1.000	0	0	0	1.8	1	2	0	0	0	4	7.8
vs Furman	11/27/2025	*	22:09	4-12	.333	2-7	.286	0-0	.000	0	0	0	1.5	2	0	2	0	0	10	8.2
vs Charlotte	11/28/2025	*	20:26	1-7	.143	0-3	.000	1-2	.500	1	0	1	1.4	1	1	0	0	0	3	7.4
at Belmont	12/03/2025	*	32:30	7-10	.700	3-5	.600	2-2	1.000	0	3	3	1.6	3	2	1	1	1	19	8.9
Old Dominion	12/06/2025	*	25:12	3-8	.375	1-4	.250	0-0	.000	0	2	2	1.7	2	5	1	0	0	7	8.7
Southern Ill.	12/13/2025	*	33:45	5-10	.500	3-5	.600	4-4	1.000	1	4	5	2.0	1	2	0	0	1	17	9.5
at Elon	12/17/2025	*	28:37	3-9	.333	3-8	.375	0-0	.000	0	2	2	2.0	1	4	4	0	0	9	9.5
The Citadel	12/20/2025	*	20:22	0-0	.000	0-0	.000	0-0	.000	0	3	3	2.1	2	3	0	0	0	0	8.7
Charleston So.	12/28/2025	*	17:16	0-1	.000	0-1	.000	0-0	.000	0	1	1	2.0	2	0	0	0	1	0	8.0
George Washington	12/31/2025	*	27:16	6-13	.462	5-10	.500	3-3	1.000	0	4	4	2.1	1	3	0	0	0	20	8.9
Totals		14	332:20	41-97	.423	27-64	.422	15-17	.882	2	28	30	2.1	24	31	12	1	3	124	8.9

### Player Averages

Games Played	Minutes/game	Points/game	FG Pct	3FG Pct	FT Pct	Rebounds/game	Assists/game	Turnovers/game	Assist/Turnover ratio	Steals/game	Blocks/game
14	23.7	8.9	42.3	42.2	88.2	2.1	2.2	0.9	2.6	0.2	0.1



# #5 COLLIN TANNER

JUNIOR | GUARD  
6'6" | 205 LBS  
CREEDMOOR, NC  
COMBINE ACADEMY



[LINK TO FULL BIO](#)



### CAREER HIGHS

Statistic	Value	
Points	13	vs Mount Olive 11/06/24, vs The Citadel 12/20/25
Rebounds	8	vs Davidson 03/12/25, vs William & Mary 11/11/25
Assists	3	vs Davidson 01/25/25
Steals	5	at Bucknell 11/16/24
Blocks	1	7 times
FG Made	5	vs Southern Va. 11/05/25
FG Attempts	12	vs Southern Va. 11/05/25
3FG Made	3	vs Mount Olive 11/06/24
3FG Attempts	5	vs Mount Olive 11/06/24, at Massachusetts 01/04/25, vs The Citadel 12/20/25
FT Made	4	vs George Mason 03/08/25, vs Marist 11/09/24
FT Attempts	5	vs George Mason 03/08/25

### CAREER STATS

				Field Goals		3-Point		F-Throws		Rebounds				Scoring						
SEASON	TEAM	GP-GS	MIN/AVG	FG-FGA	FG%	3FG-3FGA	3FG%	FT-FTA	FT%	OFF	DEF	TOT	AVG	PF-FO	A	TO	BLK	STL	PTS	AVG
2023-24	UR	6-0	25/4.1	2-7	.286	0-2	.000	0-0	.000	2	1	3	0.5	3-0	0	0	0	2	4	0.7
2024-25	UR	32-5	551/17.2	43-108	.398	14-47	.298	14-18	.778	12	68	80	2.5	45-0	17	22	6	18	114	3.6
2025-26	UR	14-13	241/17.2	34-77	.442	8-31	.258	11-12	.917	15	30	45	3.2	12-0	11	10	1	9	87	6.2
TOTAL		52-18	817/15.7	79-192	.411	22-80	.275	25-30	.833	29	99	128	2.5	60-0	28	32	7	29	205	3.9

### GAMELOGS

Opponent	Date	GS	MIN	Total		3-Pointers		Free throws		Rebounds				Other Stats							
				FG-FGA	PCT	3FG-3FGA	PCT	FT-FTA	PCT	OFF	DEF	TOT	AVG	PF	A	TO	BLK	STL	PTS	AVG	
Southern Va.	11/05/2025	*	22:34	5-12	.417	1-4	.250	0-0	.000	1	5	6	6.0	2	2	0	1	2	11	11.0	
East Carolina	11/08/2025	*	19:14	2-5	.400	0-2	.000	2-2	1.000	0	1	1	3.5	1	2	1	0	1	6	8.5	
William & Mary	11/11/2025	*	20:54	3-6	.500	0-1	.000	2-2	1.000	4	4	8	5.0	2	1	1	0	0	8	8.3	
VMI	11/19/2025	*	14:50	3-9	.333	0-2	.000	0-0	.000	0	0	0	3.8	1	2	0	0	0	6	7.8	
Gardner-Webb	11/22/2025	*	20:09	4-8	.500	1-2	.500	0-0	.000	4	1	5	4.0	1	1	1	0	1	9	8.0	
vs Furman	11/27/2025	*	14:53	3-5	.600	1-3	.333	0-0	.000	2	2	4	4.0	1	1	3	0	1	7	7.8	
vs Charlotte	11/28/2025	*	20:11	2-5	.400	0-2	.000	2-2	1.000	0	2	2	3.7	0	1	0	0	0	6	7.6	
at Belmont	12/03/2025	*	19:31	2-5	.400	0-1	.000	0-0	.000	0	4	4	3.8	0	0	0	0	2	4	7.1	
Old Dominion	12/06/2025	*	05:15	0-0	.000	0-0	.000	0-0	.000	0	0	0	3.3	1	0	0	0	0	0	6.3	
Southern Ill.	12/13/2025	*	18:00	1-3	.333	0-2	.000	0-0	.000	0	2	2	3.2	0	0	1	0	1	2	5.9	
at Elon	12/17/2025	*	15:18	2-4	.500	2-3	.667	0-0	.000	1	2	3	3.2	1	0	3	0	0	6	5.9	
The Citadel	12/20/2025	*	20:16	4-7	.571	2-5	.400	3-4	.750	1	4	5	3.3	0	1	0	0	1	13	6.5	
Charleston So.	12/28/2025	*	12:35	1-3	.333	0-1	.000	0-0	.000	1	3	4	3.4	1	0	0	0	0	2	6.2	
George Washington	12/31/2025		17:14	2-5	.400	1-3	.333	2-2	1.000	1	0	1	3.2	1	0	0	0	0	7	6.2	
Totals		13	240:55	34-77	.442	8-31	.258	11-12	.917	15	30	45	3.2	12	11	10	1	9	87	6.2	

### Player Averages

Games Played	Minutes/game	Points/game	FG Pct	3FG Pct	FT Pct	Rebounds/game	Assists/game	Turnovers/game	Assist/Turnover ratio	Steals/game	Blocks/game
14	17.2	6.2	44.2	25.8	91.7	3.2	0.8	0.7	1.1	0.6	0.1



#6 AJ LOPEZ

GRAD STUDENT | GUARD

6'5" | 185 LBS

QUEENS, NY

MOUNT ZION PREP (MD)

NEW HAMPSHIRE/MAINE



LINK TO FULL BIO

CAREER HIGHS



Statistic	Value	
Points	27	at UMass Lowell 01/23/25
Rebounds	6	vs Old Dominion 12/06/25, at Duquesne 12/11/24
Assists	4	at Stony Brook 12/21/24
Steals	3	vs The Citadel 12/20/25, at UMBC 01/18/25
Blocks	2	at Elon 12/17/25, vs VMI 11/19/25
FG Made	10	at UMBC 01/18/25
FG Attempts	15	at UMass Lowell 01/23/25, at Quinnipiac 11/15/24
3FG Made	5	at Richmond 11/20/24
3FG Attempts	8	at Richmond 11/20/24
FT Made	14	vs Charleston So. 12/28/25
FT Attempts	14	vs Charleston So. 12/28/25

CAREER STATS

				Field Goals		3-Point		F-Throws		Rebounds				Scoring						
SEASON	TEAM	GP-GS	MIN/AVG	FG-FGA	FG%	3FG-3FGA	3FG%	FT-FTA	FT%	OFF	DEF	TOT	AVG	PF-FO	A	TO	BLK	STL	PTS	AVG
2022-23	UNH	10-0	85/8.5	12-29	.414	7-17	.412	5-9	.556	4	6	10	1.0	6-0	3	5	2	1	36	3.6
2023-24	Maine	26-1	544/20.9	77-186	.414	27-79	.342	42-53	.792	7	29	36	1.4	34-1	17	27	8	19	223	8.6
2024-25	Maine	34-33	1048/30.8	173-360	.481	56-139	.403	101-115	.878	5	74	79	2.3	55-0	39	51	5	27	503	14.8
2025-26	UR	14-14	294/21.0	46-97	.474	15-41	.366	63-72	.875	3	29	32	2.3	25-0	16	15	7	9	170	12.1
TOTAL FOR UR		14-14	294/21.0	46-97	.474	15-41	.366	63-72	.875	3	29	32	2.3	25-0	16	15	7	9	170	12.1
TOTAL		84-48	1971/23.5	308-672	.458	105-276	.380	211-249	.847	19	138	157	1.9	120-1	75	98	22	56	932	11.1

GAMELOGS

Opponent	Date	GS	MIN	Total		3-Pointers		Free throws		Rebounds				PF	A	TO	BLK	STL	PTS	AVG
				FG-FGA	PCT	3FG-3FGA	PCT	FT-FTA	PCT	OFF	DEF	TOT	AVG							
Southern Va.	11/05/2025	*	12:22	0-2	.000	0-2	.000	2-2	1.000	0	0	0	0.0	4	0	0	0	1	2	2.0
East Carolina	11/08/2025	*	21:16	1-5	.200	0-2	.000	3-4	.750	0	2	2	1.0	2	1	0	1	0	5	3.5
William & Mary	11/11/2025	*	22:12	4-10	.400	0-3	.000	10-11	.909	0	4	4	2.0	1	2	0	0	0	18	8.3
VMI	11/19/2025	*	18:25	3-6	.500	2-4	.500	4-4	1.000	0	0	0	1.5	1	0	2	2	2	12	9.3
Gardner-Webb	11/22/2025	*	16:29	6-8	.750	4-5	.800	2-3	.667	1	2	3	1.8	0	1	0	0	0	18	11.0
vs Furman	11/27/2025	*	13:43	2-4	.500	0-2	.000	1-1	1.000	0	2	2	1.8	0	0	3	0	0	5	10.0
vs Charlotte	11/28/2025	*	18:40	5-8	.625	2-3	.667	5-7	.714	0	2	2	1.9	4	1	1	0	0	17	11.0
at Belmont	12/03/2025	*	23:17	4-9	.444	2-4	.500	5-6	.833	0	1	1	1.8	2	1	1	0	0	15	11.5
Old Dominion	12/06/2025	*	27:01	2-9	.222	0-3	.000	1-2	.500	0	6	6	2.2	0	2	1	1	0	5	10.8
Southern Ill.	12/13/2025	*	28:28	3-7	.429	0-3	.000	5-5	1.000	0	4	4	2.4	2	1	3	0	1	11	10.8
at Elon	12/17/2025	*	21:36	5-8	.625	1-2	.500	4-4	1.000	0	2	2	2.4	3	3	2	2	0	15	11.2
The Citadel	12/20/2025	*	20:20	6-10	.600	1-3	.333	1-3	.333	0	2	2	2.3	1	1	1	0	3	14	11.4
Charleston So.	12/28/2025	*	27:52	3-5	.600	2-2	1.000	14-14	1.000	1	2	3	2.4	3	2	1	0	1	22	12.2
George Washington	12/31/2025	*	22:26	2-6	.333	1-3	.333	6-6	1.000	1	0	1	2.3	2	1	0	1	1	11	12.1
Totals		14	294:07	46-97	.474	15-41	.366	63-72	.875	3	29	32	2.3	25	16	15	7	9	170	12.1

Player Averages

Games Played	Minutes/ game	Points/ game	FG Pct	3FG Pct	FT Pct	Rebounds/ game	Assists/ game	Turnovers/ game	Assist/Turnover ratio	Steals/ game	Blocks/ game
14	21.0	12.1	47.4	36.6	87.5	2.3	1.1	1.1	1.1	0.6	0.5





# #8 DONOVAN RICHARDSON

FRESHMAN | GUARD

6'6" | 190 LBS

RICHMOND, VA

STEWARD SCHOOL



[LINK TO FULL BIO](#)



FRESHMAN (2025-26)

- Is expected to redshirt this season

HIGH SCHOOL

- Led Steward School to back-to-back quarterfinals appearances in the Division II VISAA State Boys Basketball Tournament (2024, 2025)
- 2-time 1st Team VISAA All-State (2024, 2025)
- 2025 Second Team All-Metro selection by the Richmond Times-Dispatch
- 2024 Third Team All-Metro selection by the Richmond Times-Dispatch
- Averaged 16.7 points, 4.8 rebounds, and 2.5 assists per game as a senior
- Averaged 13.5 points, 3.7 rebounds, and 2.3 assists per game as a junior
- Ranked as the No. 166 player in the Class of 2025 by prephoops.com



# #9 JONATHAN BEAGLE

SENIOR | FORWARD  
6'10" | 250 LBS  
HUDSON FALLS, NY  
ST. THOMAS MORE (CT)  
UALBANY



[LINK TO FULL BIO](#)



CAREER HIGHS

Statistic	Value	
Points	23	at Bucknell 11/16/24
Rebounds	16	at NJIT 01/06/24
Assists	6	at LIU 12/28/23, vs Florida Tech 11/25/24
Steals	3	vs LIU 12/14/22, vs Vermont 02/04/23, at LIU 12/28/23
Blocks	3	vs Saint Louis 01/18/25
FG Made	9	at Bryant 01/11/23, at Columbia 11/11/23
FG Attempts	15	at Bryant 01/11/23, vs Bryant 02/08/23
3FG Made	1	11 times
3FG Attempts	3	at Immaculata 11/08/22
FT Made	10	at Bucknell 11/16/24
FT Attempts	11	vs East Carolina 11/08/25

CAREER STATS

				Field Goals		3-Point		F-Throws		Rebounds										Scoring	
SEASON	TEAM	GP-GS	MIN/AVG	FG-FGA	FG%	3FG-3FGA	3FG%	FT-FTA	FT%	OFF	DEF	TOT	AVG	PF-FO	A	TO	BLK	STL	PTS	AVG	
2022-23	ALB	31-29	979/31.6	149-295	.505	7-26	.269	78-124	.629	86	147	233	7.5	46-0	64	73	13	22	383	12.4	
2023-24	ALB	22-19	676/30.7	107-183	.585	1-7	.143	61-91	.670	61	147	208	9.5	48-2	35	62	8	21	276	12.5	
2024-25	UR	32-8	498/15.5	77-140	.550	3-7	.429	59-84	.702	23	91	114	3.6	66-1	53	48	12	6	216	6.8	
2025-26	UR	14-0	226/16.2	32-58	.552	0-1	.000	38-57	.667	32	45	77	5.5	33-0	23	14	2	9	102	7.3	
TOTAL FOR UR		46-8	724/15.7	109-198	.551	3-8	.375	97-141	.688	55	136	191	4.2	99-1	76	62	14	15	318	6.9	
TOTAL		99-56	2380/24.0	365-676	.540	11-41	.268	236-356	.663	202	430	632	6.4	193-3	175	197	35	58	977	9.9	

GAMELOGS

Opponent	Date	GS	MIN	Total		3-Pointers		Free throws		Rebounds											
				FG-FGA	PCT	3FG-3FGA	PCT	FT-FTA	PCT	OFF	DEF	TOT	AVG	PF	A	TO	BLK	STL	PTS	AVG	
Southern Va.	11/05/2025		17:10	4-5	.800	0-0	.000	4-5	.800	3	3	6	6.0	2	1	1	1	1	12	12.0	
East Carolina	11/08/2025		20:15	3-3	1.000	0-0	.000	9-11	.818	1	3	4	5.0	4	3	1	0	0	15	13.5	
William & Mary	11/11/2025		14:57	2-5	.400	0-0	.000	6-9	.667	7	3	10	6.7	2	1	1	0	0	10	12.3	
VMI	11/19/2025		11:47	3-5	.600	0-0	.000	1-2	.500	3	3	6	6.5	1	0	0	0	0	7	11.0	
Gardner-Webb	11/22/2025		15:01	1-4	.250	0-0	.000	0-0	.000	3	3	6	6.4	1	2	0	0	1	2	9.2	
vs Furman	11/27/2025		13:04	1-1	1.000	0-0	.000	2-2	1.000	1	2	3	5.8	4	1	2	0	1	4	8.3	
vs Charlotte	11/28/2025		18:01	1-2	.500	0-0	.000	1-2	.500	4	6	10	6.4	4	1	0	0	0	3	7.6	
at Belmont	12/03/2025		17:29	1-3	.333	0-0	.000	2-2	1.000	0	3	3	6.0	3	3	0	1	2	4	7.1	
Old Dominion	12/06/2025		14:11	2-4	.500	0-0	.000	4-5	.800	2	3	5	5.9	3	0	0	0	0	8	7.2	
Southern Ill.	12/13/2025		22:21	7-10	.700	0-1	.000	0-4	.000	0	8	8	6.1	2	3	2	0	2	14	7.9	
at Elon	12/17/2025		17:56	2-3	.667	0-0	.000	2-2	1.000	1	2	3	5.8	2	3	3	0	0	6	7.7	
The Citadel	12/20/2025		16:21	0-1	.000	0-0	.000	3-6	.500	3	4	7	5.9	2	3	1	0	0	3	7.3	
Charleston So.	12/28/2025		13:29	3-9	.333	0-0	.000	2-3	.667	2	2	4	5.8	0	1	1	0	0	8	7.4	
George Washington	12/31/2025		14:27	2-3	.667	0-0	.000	2-4	.500	2	0	2	5.5	3	1	2	0	2	6	7.3	
Totals		0	226:30	32-58	.552	0-1	.000	38-57	.667	32	45	77	5.5	33	23	14	2	9	102	7.3	

Player Averages

Games Played	Minutes/ game	Points/ game	FG Pct	3FG Pct	FT Pct	Rebounds/ game	Assists/ game	Turnovers/ game	Assist/Turnover ratio	Steals/ game	Blocks/ game
14	16.2	7.3	55.2	0.0	66.7	5.5	1.6	1.0	1.6	0.6	0.1



# #11 WILL HARPER III

FRESHMAN | GUARD

6'5" | 185 LBS

BOWIE, MD

GONZAGA COLLEGE HIGH (DC)



[LINK TO FULL BIO](#)



## CAREER HIGHS

Statistic	Value	
Points	6	vs VMI 11/19/25
Rebounds	2	vs VMI 11/19/25
Assists	2	vs Southern Va. 11/05/25
FG Made	2	vs VMI 11/19/25
FG Attempts	4	vs VMI 11/19/25, vs Southern Va. 11/05/25
3FG Made	2	vs VMI 11/19/25
3FG Attempts	4	vs Southern Va. 11/05/25

## CAREER STATS

				Field Goals		3-Point		F-Throws		Rebounds										Scoring	
SEASON	TEAM	GP-GS	MIN/AVG	FG-FGA	FG%	3FG-3FGA	3FG%	FT-FTA	FT%	OFF	DEF	TOT	AVG	PF-FO	A	TO	BLK	STL	PTS	AVG	
2025-26	UR	5-0	27/5.4	3-10	.300	2-8	.250	0-0	.000	1	2	3	0.6	5-0	3	2	0	0	8	1.6	
TOTAL		5-0	27/5.4	3-10	.300	2-8	.250	0-0	.000	1	2	3	0.6	5-0	3	2	0	0	8	1.6	

## GAMELOGS

Opponent	Date	GS	MIN	Total		3-Pointers		Free throws		Rebounds										
				FG-FGA	PCT	3FG-3FGA	PCT	FT-FTA	PCT	OFF	DEF	TOT	AVG	PF	A	TO	BLK	STL	PTS	AVG
Southern Va.	11/05/2025		07:39	0-4	.000	0-4	.000	0-0	.000	0	0	0	0.0	2	2	0	0	0	0	0.0
William & Mary	11/11/2025		00:11	0-0	.000	0-0	.000	0-0	.000	0	0	0	0.0	1	0	1	0	0	0	0.0
VMI	11/19/2025		11:45	2-4	.500	2-3	.667	0-0	.000	0	2	2	0.7	1	1	0	0	0	6	2.0
The Citadel	12/20/2025		02:12	0-1	.000	0-1	.000	0-0	.000	0	0	0	0.5	0	0	0	0	0	0	1.5
George Washington	12/31/2025		05:08	1-1	1.000	0-0	.000	0-0	.000	1	0	1	0.6	1	0	1	0	0	2	1.6
Totals		0	26:55	3-10	.300	2-8	.250	0-0	.000	1	2	3	0.6	5	3	2	0	0	8	1.6

## Player Averages

Games Played	Minutes/ game	Points/ game	FG Pct	3FG Pct	FT Pct	Rebounds/ game	Assists/ game	Turnovers/ game	Assist/Turnover ratio	Steals/ game	Blocks/ game
5	5.4	1.6	30.0	25.0	0.0	0.6	0.6	0.4	1.5	0.0	0.0





# #12 DAVID THOMAS

JUNIOR | GUARD

6'2" | 200 LBS

McDONOUGH, GA

EAGLE'S LANDING

MERCER/DePAUL



[LINK TO FULL BIO](#)



## CAREER HIGHS

Statistic	Value	
Points	27	vs The Citadel 03/08/24
Rebounds	6	vs Samford 03/09/24
Assists	8	vs The Citadel 02/21/24
Steals	3	vs VMI 02/03/24, at Creighton 02/26/25, vs VMI 11/19/25
Blocks	2	at The Citadel 01/24/24
FG Made	10	vs The Citadel 03/08/24
FG Attempts	18	at VMI 01/06/24
3FG Made	6	at Belmont 12/03/25
3FG Attempts	10	vs Villanova 02/05/25
FT Made	6	at Western Caro. 02/10/24
FT Attempts	8	vs Samford 02/17/24

## CAREER STATS

				Field Goals		3-Point		F-Throws		Rebounds										Scoring	
SEASON	TEAM	GP-GS	MIN/AVG	FG-FGA	FG%	3FG-3FGA	3FG%	FT-FTA	FT%	OFF	DEF	TOT	AVG	PF-FO	A	TO	BLK	STL	PTS	AVG	
2023-24	Mercer	31-8	709/22.9	136-301	.452	35-87	.402	33-46	.717	22	53	75	2.4	62-2	70	31	3	19	340	11.0	
2024-25	DePaul	27-2	407/15.1	41-93	.441	11-41	.268	15-21	.714	8	31	39	1.4	32-0	39	39	6	13	108	4.0	
2025-26	UR	14-1	230/16.4	27-57	.474	14-29	.483	6-6	1.000	5	13	18	1.3	18-0	14	5	2	13	74	5.3	
TOTAL FOR UR		14-1	230/16.4	27-57	.474	14-29	.483	6-6	1.000	5	13	18	1.3	18-0	14	5	2	13	74	5.3	
TOTAL		72-11	1347/18.7	204-451	.452	60-157	.382	54-73	.740	35	97	132	1.8	112-2	123	75	11	45	522	7.3	

## GAMELOGS

Opponent	Date	GS	MIN	Total		3-Pointers		Free throws		Rebounds				PF						PTS	AVG
				FG-FGA	PCT	3FG-3FGA	PCT	FT-FTA	PCT	OFF	DEF	TOT	AVG	A	TO	BLK	STL	PTS	AVG		
Southern Va.	11/05/2025		19:16	1-4	.250	0-2	.000	0-0	.000	1	2	3	3.0	2	1	0	0	1	2	2.0	
East Carolina	11/08/2025		16:23	3-3	1.000	1-1	1.000	0-0	.000	0	2	2	2.5	1	1	1	0	1	7	4.5	
William & Mary	11/11/2025		10:13	0-2	.000	0-1	.000	0-0	.000	0	0	0	1.7	3	0	0	0	0	0	3.0	
VMI	11/19/2025		15:43	4-6	.667	2-3	.667	0-0	.000	0	0	0	1.3	2	2	0	0	3	10	4.8	
Gardner-Webb	11/22/2025		16:50	5-8	.625	3-5	.600	0-0	.000	1	0	1	1.2	2	2	0	0	1	13	6.4	
vs Furman	11/27/2025		19:14	2-4	.500	1-2	.500	0-0	.000	1	0	1	1.2	0	2	0	1	2	5	6.2	
vs Charlotte	11/28/2025		18:40	1-4	.250	0-2	.000	0-0	.000	0	1	1	1.1	0	0	0	0	0	2	5.6	
at Belmont	12/03/2025	*	29:46	6-9	.667	6-7	.857	0-0	.000	0	4	4	1.5	1	3	2	0	1	18	7.1	
Old Dominion	12/06/2025		17:50	2-7	.286	1-2	.500	1-1	1.000	1	0	1	1.4	2	1	0	1	0	6	7.0	
Southern Ill.	12/13/2025		15:18	0-2	.000	0-1	.000	0-0	.000	1	0	1	1.4	3	1	0	0	2	0	6.3	
at Elon	12/17/2025		07:16	0-1	.000	0-0	.000	0-0	.000	0	0	0	1.3	1	1	1	0	1	0	5.7	
The Citadel	12/20/2025		19:00	1-4	.250	0-2	.000	4-4	1.000	0	2	2	1.3	1	0	0	0	0	6	5.8	
Charleston So.	12/28/2025		15:45	1-1	1.000	0-0	.000	0-0	.000	0	1	1	1.3	0	0	1	0	1	2	5.5	
George Washington	12/31/2025		09:02	1-2	.500	0-1	.000	1-1	1.000	0	1	1	1.3	0	0	0	0	0	3	5.3	
Totals		1	230:17	27-57	.474	14-29	.483	6-6	1.000	5	13	18	1.3	18	14	5	2	13	74	5.3	

## Player Averages

Games Played	Minutes/game	Points/game	FG Pct	3FG Pct	FT Pct	Rebounds/game	Assists/game	Turnovers/game	Assist/Turnover ratio	Steals/game	Blocks/game
14	16.4	5.3	47.4	48.3	100.0	1.3	1.0	0.4	2.8	0.9	0.1



# #15 KIRBY MOONEY

R-FRESHMAN | GUARD  
6'3" | 205 LBS  
SOUTHAMPTON, PA  
WILLIAM TENNENT



[LINK TO FULL BIO](#)



CAREER HIGHS

Statistic	Value
Points	2 vs VMI 11/19/25
Rebounds	1 vs VMI 11/19/25, vs Southern Va. 11/05/25
Assists	1 vs VMI 11/19/25
Steals	1 vs Gardner-Webb 11/22/25
FG Made	1 vs VMI 11/19/25
FG Attempts	2 vs Gardner-Webb 11/22/25

CAREER STATS

				Field Goals		3-Point		F-Throws		Rebounds				Scoring						
SEASON	TEAM	GP-GS	MIN/AVG	FG-FGA	FG%	3FG-3FGA	3FG%	FT-FTA	FT%	OFF	DEF	TOT	AVG	PF-FO	A	TO	BLK	STL	PTS	AVG
2025-26	UR	3-0	12/3.9	1-3	.333	0-1	.000	0-0	.000	2	0	2	0.7	2-0	1	3	0	1	2	0.7
TOTAL		3-0	12/3.9	1-3	.333	0-1	.000	0-0	.000	2	0	2	0.7	2-0	1	3	0	1	2	0.7

GAMELOGS

Player Averages

Games Played	Minutes/game	Points/game	FG Pct	3FG Pct	FT Pct	Rebounds/game	Assists/game	Turnovers/game	Assist/Turnover ratio	Steals/game	Blocks/game
3	3.9	0.7	33.3	0.0	0.0	0.7	0.3	1.0	0.3	0.3	0.0



# #16 DYLAN HOMENICK

HOHM-en-nik

FRESHMAN | CENTER

6'11" | 220 LBS

SURREY, BRITISH COLUMBIA

PERKIOMEN SCHOOL (PA)



[LINK TO FULL BIO](#)



## FRESHMAN (2025-26)

- Is expected to redshirt this season
- Signed with Richmond in late May, the fourth and final member of UR's freshman class

## HIGH SCHOOL

- Led Perkiomen to the semifinals of the PAISAA state tournament and a 19-9 record, averaging 4 points and 5.5 rebounds per game
- Played for his father, former USC center Kirk Homenick, at Elgin Park Secondary School through 12th grade
- Averaged 26 points and 13 rebounds per game as a senior
- Represented Canada at the 2024 Shanghai Future Cup in China
- Participated in training camp for Canadian National Team in 2024





# #21 MICHAEL WALZ

WALLS

SENIOR | CENTER

6'11" | 260 LBS

BERWYN, PA

CONESTOGA



[LINK TO FULL BIO](#)

## CAREER HIGHS



Statistic	Value
Points	20 vs Loyola Chicago 02/11/25
Rebounds	15 vs George Washington 12/31/24
Assists	6 at La Salle 02/19/25, vs Furman 11/27/25
Steals	2 at La Salle 02/19/25, vs William & Mary 11/11/25
Blocks	3 vs VMI 12/21/24, vs Southern Ill. 12/13/25
FG Made	8 vs Loyola Chicago 02/11/25, vs Old Dominion 12/06/25
FG Attempts	15 at Saint Joseph's 02/22/25
3FG Made	3 at Saint Joseph's 02/22/25
3FG Attempts	6 at Dayton 03/01/25
FT Made	6 vs William & Mary 11/11/25
FT Attempts	8 vs William & Mary 11/11/25

## CAREER STATS

				Field Goals		3-Point		F-Throws		Rebounds										Scoring	
SEASON	TEAM	GP-GS	MIN/AVG	FG-FGA	FG%	3FG-3FGA	3FG%	FT-FTA	FT%	OFF	DEF	TOT	AVG	PF-FO	A	TO	BLK	STL	PTS	AVG	
2022-23	UR	13-0	47/3.6	3-4	.750	0-0	.000	3-4	.750	3	10	13	1.0	4-0	5	9	1	0	9	0.7	
2023-24	UR	33-0	361/11.0	41-80	.513	6-20	.300	6-11	.545	29	55	84	2.5	37-0	37	27	13	3	94	2.8	
2024-25	UR	31-24	682/22.0	87-175	.497	20-43	.465	36-44	.818	49	132	181	5.8	63-1	80	42	18	12	230	7.4	
2025-26	UR	14-14	270/19.3	38-77	.494	11-28	.393	12-19	.632	33	63	96	6.9	24-0	36	26	7	7	99	7.1	
TOTAL		91-38	1360/14.9	169-336	.503	37-91	.407	57-78	.731	114	260	374	4.1	128-1	158	104	39	22	432	4.7	

## GAMELOGS

Opponent	Date	GS	MIN	Total		3-Pointers		Free throws		Rebounds				PF							
				FG-FGA	PCT	3FG-3FGA	PCT	FT-FTA	PCT	OFF	DEF	TOT	AVG	A	TO	BLK	STL	PTS	AVG		
Southern Va.	11/05/2025	*	16:28	3-4	.750	1-2	.500	2-2	1.000	2	5	7	7.0	2	2	1	0	0	9	9.0	
East Carolina	11/08/2025	*	13:51	1-3	.333	0-2	.000	1-4	.250	2	3	5	6.0	4	2	0	0	0	3	6.0	
William & Mary	11/11/2025	*	20:38	1-3	.333	1-2	.500	6-8	.750	5	4	9	7.0	1	2	3	0	2	9	7.0	
VMI	11/19/2025	*	17:22	3-4	.750	2-2	1.000	0-0	.000	2	7	9	7.5	0	3	0	0	0	8	7.3	
Gardner-Webb	11/22/2025	*	17:20	2-7	.286	0-3	.000	0-0	.000	1	9	10	8.0	1	3	3	2	0	4	6.6	
vs Furman	11/27/2025	*	26:56	2-5	.400	1-1	1.000	2-2	1.000	6	4	10	8.3	3	6	4	0	1	7	6.7	
vs Charlotte	11/28/2025	*	20:29	2-4	.500	1-3	.333	1-2	.500	1	3	4	7.7	0	3	3	0	1	6	6.6	
at Belmont	12/03/2025	*	19:14	1-4	.250	1-2	.500	0-0	.000	0	6	6	7.5	1	3	1	0	0	3	6.1	
Old Dominion	12/06/2025	*	22:26	8-12	.667	0-0	.000	0-1	.000	4	4	8	7.6	2	2	0	1	0	16	7.2	
Southern Ill.	12/13/2025	*	18:01	3-8	.375	0-2	.000	0-0	.000	0	3	3	7.1	2	1	3	3	1	6	7.1	
at Elon	12/17/2025	*	22:05	3-4	.750	1-2	.500	0-0	.000	5	3	8	7.2	4	2	1	0	0	7	7.1	
The Citadel	12/20/2025	*	20:13	6-7	.857	2-2	1.000	0-0	.000	1	4	5	7.0	0	3	1	1	0	14	7.7	
Charleston So.	12/28/2025	*	15:30	3-9	.333	1-3	.333	0-0	.000	1	3	4	6.8	1	1	5	0	1	7	7.6	
George Washington	12/31/2025	*	19:24	0-3	.000	0-2	.000	0-0	.000	3	5	8	6.9	3	3	1	0	1	0	7.1	
Totals		14	269:56	38-77	.494	11-28	.393	12-19	.632	33	63	96	6.9	24	36	26	7	7	99	7.1	

## Player Averages

Games Played	Minutes/game	Points/game	FG Pct	3FG Pct	FT Pct	Rebounds/game	Assists/game	Turnovers/game	Assist/Turnover ratio	Steals/game	Blocks/game
14	19.3	7.1	49.4	39.3	63.2	6.9	2.6	1.9	1.4	0.5	0.5



# #24 JAYLEN ROBINSON

R-FRESHMAN | FORWARD  
6'6" | 225 LBS  
JACKSONVILLE, FL  
DME ACADEMY



[LINK TO FULL BIO](#)



### CAREER HIGHS

Statistic	Value
Points	9 vs Southern Va. 11/05/25
Rebounds	4 vs Southern Va. 11/05/25
Assists	2 vs Southern Va. 11/05/25, vs Gardner-Webb 11/22/25
Steals	1 5 times
Blocks	1 at Belmont 12/03/25, vs Old Dominion 12/06/25, vs Charlotte 11/28/25
FG Made	3 vs Southern Va. 11/05/25, vs East Carolina 11/08/25, vs Gardner-Webb 11/22/25
FG Attempts	6 vs Southern Va. 11/05/25, vs Charleston So. 12/28/25
3FG Made	1 vs Charleston So. 12/28/25
3FG Attempts	2 vs Charleston So. 12/28/25
FT Made	3 vs Southern Va. 11/05/25, vs Charlotte 11/28/25
FT Attempts	5 vs Southern Va. 11/05/25, vs Charlotte 11/28/25

### CAREER STATS

				Field Goals		3-Point		F-Throws		Rebounds								Scoring		
SEASON	TEAM	GP-GS	MIN/AVG	FG-FGA	FG%	3FG-3FGA	3FG%	FT-FTA	FT%	OFF	DEF	TOT	AVG	PF-FO	A	TO	BLK	STL	PTS	AVG
2025-26	UR	14-0	133/9.5	16-27	.593	1-3	.333	9-20	.450	8	14	22	1.6	22-0	7	7	3	5	42	3.0
TOTAL		14-0	133/9.5	16-27	.593	1-3	.333	9-20	.450	8	14	22	1.6	22-0	7	7	3	5	42	3.0

### GAMELOGS

Opponent	Date	GS	MIN	Total		3-Pointers		Free throws		Rebounds										
				FG-FGA	PCT	3FG-3FGA	PCT	FT-FTA	PCT	OFF	DEF	TOT	AVG	PF	A	TO	BLK	STL	PTS	AVG
Southern Va.	11/05/2025		18:46	3-6	.500	0-0	.000	3-5	.600	3	1	4	4.0	1	2	1	0	1	9	9.0
East Carolina	11/08/2025		17:24	3-4	.750	0-1	.000	0-0	.000	0	3	3	3.5	2	0	0	0	1	6	7.5
William & Mary	11/11/2025		07:32	1-1	1.000	0-0	.000	0-2	.000	1	2	3	3.3	3	0	2	0	0	2	5.7
VMI	11/19/2025		14:27	0-2	.000	0-0	.000	0-2	.000	0	2	2	3.0	4	1	0	0	0	0	4.3
Gardner-Webb	11/22/2025		14:20	3-4	.750	0-0	.000	1-2	.500	1	1	2	2.8	2	2	2	0	1	7	4.8
vs Furman	11/27/2025		05:10	0-0	.000	0-0	.000	0-0	.000	0	1	1	2.5	2	0	0	0	0	0	4.0
vs Charlotte	11/28/2025		12:07	1-1	1.000	0-0	.000	3-5	.600	1	1	2	2.4	2	0	0	1	1	5	4.1
at Belmont	12/03/2025		10:07	1-1	1.000	0-0	.000	1-2	.500	1	0	1	2.3	0	1	0	1	0	3	4.0
Old Dominion	12/06/2025		08:02	1-1	1.000	0-0	.000	1-2	.500	0	1	1	2.1	1	0	0	1	0	3	3.9
Southern Ill.	12/13/2025		04:42	0-0	.000	0-0	.000	0-0	.000	0	1	1	2.0	2	0	0	0	0	0	3.5
at Elon	12/17/2025		01:36	0-0	.000	0-0	.000	0-0	.000	0	0	0	1.8	1	0	1	0	0	0	3.2
The Citadel	12/20/2025		06:34	1-1	1.000	0-0	.000	0-0	.000	1	1	2	1.8	0	1	1	0	0	2	3.1
Charleston So.	12/28/2025		06:26	2-6	.333	1-2	.500	0-0	.000	0	0	0	1.7	1	0	0	0	1	5	3.2
George Washington	12/31/2025		06:09	0-0	.000	0-0	.000	0-0	.000	0	0	0	1.6	1	0	0	0	0	0	3.0
Totals		0	133:22	16-27	.593	1-3	.333	9-20	.450	8	14	22	1.6	22	7	7	3	5	42	3.0

### Player Averages

Games Played	Minutes/ game	Points/ game	FG Pct	3FG Pct	FT Pct	Rebounds/ game	Assists/ game	Turnovers/ game	Assist/Turnover ratio	Steals/ game	Blocks/ game
14	9.5	3.0	59.3	33.3	45.0	1.6	0.5	0.5	1.0	0.4	0.2



# #33 APOSTOLOS ROUMOGLOU

ahh-POS-two-los ROOM-ahh-glue

SENIOR | FORWARD

6'8" | 215 LBS

XANTHI, GREECE

ARION XANTHI CLUB

CONNECTICUT

[LINK TO FULL BIO](#)



## CAREER HIGHS

Statistic	Value	
Points	15	at William & Mary 12/18/24
Rebounds	11	vs Florida Tech 11/25/24
Assists	5	at St. Bonaventure 01/15/25
Steals	3	at Elon 12/17/25
Blocks	3	at Auburn 12/08/24, vs Old Dominion 12/06/25
FG Made	5	at William & Mary 12/18/24, at Elon 12/17/25
FG Attempts	11	vs Marist 11/09/24
3FG Made	5	at William & Mary 12/18/24
3FG Attempts	8	vs Marist 11/09/24
FT Made	2	4 times
FT Attempts	3	at Davidson 02/08/25

## CAREER STATS

SEASON	TEAM	GP-GS	MIN/AVG	Field Goals		3-Point		F-Throws		Rebounds				Scoring						
				FG-FGA	FG%	3FG-3FGA	3FG%	FT-FTA	FT%	OFF	DEF	TOT	AVG	PF-FO	A	TO	BLK	STL	PTS	AVG
2022-23	UConn	20-0	30/1.5	2-7	.286	0-2	.000	2-3	.667	2	5	7	0.4	4-0	1	2	0	1	6	0.3
2023-24	UConn	24-0	51/2.1	7-12	.583	5-9	.556	4-4	1.000	1	10	11	0.5	4-0	4	0	2	2	23	1.0
2024-25	UR	25-11	665/26.6	51-153	.333	28-108	.259	5-12	.417	22	107	129	5.2	50-0	33	21	18	17	135	5.4
2025-26	UR	14-0	254/18.1	22-55	.400	10-41	.244	2-3	.667	8	46	54	3.9	11-0	17	6	8	9	56	4.0
TOTAL FOR UR		39-11	919/23.6	73-208	.351	38-149	.255	7-15	.467	30	153	183	4.7	61-0	50	27	26	26	191	4.9
TOTAL		83-11	1000/12.0	82-227	.361	43-160	.269	13-22	.591	33	168	201	2.4	69-0	55	29	28	29	220	2.7

## GAMELOGS

Opponent	Date	GS	MIN	Total		3-Pointers		Free throws		Rebounds				PF	A	TO	BLK	STL	PTS	AVG
				FG-FGA	PCT	3FG-3FGA	PCT	FT-FTA	PCT	OFF	DEF	TOT	AVG							
Southern Va.	11/05/2025		12:17	1-6	.167	0-5	.000	1-2	.500	1	1	2	2.0	1	0	0	0	1	3	3.0
East Carolina	11/08/2025		13:40	1-2	.500	0-1	.000	0-0	.000	0	2	2	2.0	0	2	1	0	0	2	2.5
William & Mary	11/11/2025		15:38	0-4	.000	0-4	.000	0-0	.000	1	6	7	3.7	0	0	0	0	0	0	1.7
VMI	11/19/2025		17:37	2-2	1.000	0-0	.000	0-0	.000	0	7	7	4.5	1	1	1	1	0	4	2.3
Gardner-Webb	11/22/2025		20:16	3-5	.600	1-3	.333	0-0	.000	1	4	5	4.6	0	1	0	0	0	7	3.2
vs Furman	11/27/2025		20:30	3-7	.429	2-6	.333	1-1	1.000	1	1	2	4.2	1	1	0	0	0	9	4.2
vs Charlotte	11/28/2025		15:04	1-2	.500	1-2	.500	0-0	.000	0	3	3	4.0	3	0	1	0	0	3	4.0
at Belmont	12/03/2025		09:39	0-3	.000	0-2	.000	0-0	.000	1	3	4	4.0	0	1	1	0	1	0	3.5
Old Dominion	12/06/2025		21:14	1-2	.500	0-1	.000	0-0	.000	1	6	7	4.3	1	1	1	3	1	2	3.3
Southern Ill.	12/13/2025		28:05	1-3	.333	1-3	.333	0-0	.000	0	3	3	4.2	1	2	0	2	1	3	3.3
at Elon	12/17/2025		23:57	5-8	.625	2-5	.400	0-0	.000	0	5	5	4.3	1	4	1	0	3	12	4.1
The Citadel	12/20/2025		20:33	1-3	.333	1-3	.333	0-0	.000	0	1	1	4.0	0	0	0	1	1	3	4.0
Charleston So.	12/28/2025		19:17	2-4	.500	1-2	.500	0-0	.000	2	3	5	4.1	2	2	0	1	1	5	4.1
George Washington	12/31/2025		15:44	1-4	.250	1-4	.250	0-0	.000	0	1	1	3.9	0	2	0	0	0	3	4.0
Totals		0	253:31	22-55	.400	10-41	.244	2-3	.667	8	46	54	3.9	11	17	6	8	9	56	4.0

## Player Averages

Games Played	Minutes/game	Points/game	FG Pct	3FG Pct	FT Pct	Rebounds/game	Assists/game	Turnovers/game	Assist/Turnover ratio	Steals/game	Blocks/game
14	18.1	4.0	40.0	24.4	66.7	3.9	1.2	0.4	2.8	0.6	0.6





# #35 BRYSON McGLOTHIN

mik-GLAW-thin

R-FRESHMAN | FORWARD

6'8" | 188 LBS

PLANO, TEXAS

JOHN PAUL II



[LINK TO FULL BIO](#)



## CAREER HIGHS

Statistic	Value	
Points	4	vs Southern Va. 11/05/25
Rebounds	2	vs Southern Va. 11/05/25
Steals	1	vs VMI 11/19/25
FG Made	1	vs Southern Va. 11/05/25
FG Attempts	3	vs Southern Va. 11/05/25
3FG Made	1	vs Southern Va. 11/05/25
3FG Attempts	3	vs Southern Va. 11/05/25
FT Made	1	vs Southern Va. 11/05/25
FT Attempts	2	vs Southern Va. 11/05/25

## CAREER STATS

				Field Goals		3-Point		F-Throws		Rebounds										Scoring	
SEASON	TEAM	GP-GS	MIN/AVG	FG-FGA	FG%	3FG-3FGA	3FG%	FT-FTA	FT%	OFF	DEF	TOT	AVG	PF-FO	A	TO	BLK	STL		PTS	AVG
2025-26	UR	3-0	13/4.2	1-5	.200	1-4	.250	1-2	.500	0	3	3	1.0	2-0	0	0	0	1		4	1.3
TOTAL		3-0	13/4.2	1-5	.200	1-4	.250	1-2	.500	0	3	3	1.0	2-0	0	0	0	1		4	1.3

## GAMELOGS

Opponent	Date	GS	MIN	Total		3-Pointers		Free throws		Rebounds											
				FG-FGA	PCT	3FG-3FGA	PCT	FT-FTA	PCT	OFF	DEF	TOT	AVG	PF	A	TO	BLK	STL		PTS	AVG
Southern Va.	11/05/2025		03:08	1-3	.333	1-3	.333	1-2	.500	0	2	2	2.0	0	0	0	0	0		4	4.0
VMI	11/19/2025		07:56	0-1	.000	0-0	.000	0-0	.000	0	1	1	1.5	2	0	0	0	1		0	2.0
The Citadel	12/20/2025		01:37	0-1	.000	0-1	.000	0-0	.000	0	0	0	1.0	0	0	0	0	0		0	1.3
Totals		0	12:41	1-5	.200	1-4	.250	1-2	.500	0	3	3	1.0	2	0	0	0	1		4	1.3

## Player Averages

Games Played	Minutes/ game	Points/ game	FG Pct	3FG Pct	FT Pct	Rebounds/ game	Assists/ game	Turnovers/ game	Assist/Turnover ratio	Steals/ game	Blocks/ game
3	4.2	1.3	20.0	25.0	50.0	1.0	0.0	0.0	0.0	0.3	0.0



# SPIDERS SEASON RANKS

THROUGH 1/2/2026

## TEAM RANKS

Statistic	National Rank	Conference Rank	Value
Assist/Turnover Ratio (361 ranked)	103	3	1.37
Assists Per Game (361 ranked)	119	7	15.6
Bench Points per game (361 ranked)	6	1	41.54
Blocks Per Game (361 ranked)	289	13	2.6
Effective FG pct (361 ranked)	110	7	0.541
Fastbreak Points (361 ranked)	55	3	15.15
Field Goal Percentage (361 ranked)	139	10	46.5
Field Goal Percentage Defense (361 ranked)	94	5	41.5
Fouls Per Game (361 ranked)	256	13	18.6
Free Throw Attempts Per Game (361 ranked)	54	5	24.6
Free Throw Percentage (361 ranked)	74	4	75.0
Free Throws Made Per Game (361 ranked)	46	5	18.5
Rebound Margin (361 ranked)	144	10	3.5
Rebounds (Defensive) Per Game (361 ranked)	36	3	28.23
Rebounds (Offensive) Per Game (361 ranked)	268	12	10.23
Rebounds Per Game (361 ranked)	104	6	38.46
Scoring Defense (361 ranked)	119	8	70.5
Scoring Margin (361 ranked)	76	6	12.4
Scoring Offense (361 ranked)	88	5	82.9
Steals Per Game (361 ranked)	99	6	8.1
Three Point Attempts Per Game (361 ranked)	120	7	25.6
Three Point Percentage (361 ranked)	105	7	35.4
Three Point Percentage Defense (361 ranked)	46	2	29.7
Three Pointers Per Game (361 ranked)	98	5	9.1
Turnover Margin (361 ranked)	73	2	2.5
Turnovers Forced Per Game (361 ranked)	102	5	13.92
Turnovers Per Game (360 ranked)	112	2	11.4
Winning Percentage (359 ranked)	50	4	76.9

## INDIVIDUAL RANKS

Statistic	Player	National Rank	Conference Rank	Value
Assist/Turnover Ratio (350 ranked)				
Assists (334 ranked)				
Assists Per Game (346 ranked)				
Blocks (327 ranked)				
Blocks Per Game (348 ranked)				
Double Doubles (301 ranked)	Jonathan Beagle	301	12	1
Field Goal Attempts (343 ranked)				
Field Goal Percentage (350 ranked)				
Field Goals (320 ranked)				
Free Throw Attempts (348 ranked)	Aiden Argabright Aj Lopez	92 168	4 6	76 66
Free Throw Percentage (349 ranked)	Aj Lopez Aiden Argabright	94 187	5 9	86.4 82.9
Free Throws (341 ranked)	Aiden Argabright Aj Lopez	62 96	1 4	63 57
Minutes Per Game (350 ranked)				
Points (342 ranked)				
Points Per Game (1496 ranked)	Aj Lopez Jaden Daughtry Aiden Argabright	648 834 922	22 33 37	12.2 11.2 10.7
Rebounds (330 ranked)	Mike Walz Jonathan Beagle	178 330	5 11	88 75
Rebounds (Defensive) Per Game (344 ranked)	Mike Walz	245	9	4.46
Rebounds (Offensive) Per Game (343 ranked)	Jonathan Beagle Mike Walz	226 226	5 5	2.31 2.31
Rebounds Per Game (345 ranked)	Mike Walz	193	5	6.8
Steals (325 ranked)	Aiden Argabright	325	14	18
Steals Per Game (342 ranked)				
Three Point Attempts (336 ranked)				
Three Point Percentage (134 ranked)				
Three Pointers Per Game (348 ranked)				
Total 3-point FGM (321 ranked)				
Triple Doubles (2 ranked)				



# ATLANTIC 10 STATS

### Game Records

Record	Overall	Home	Away	Neutral
ALL GAMES	0-1	0-1	0-0	0-0
CONFERENCE	0-1	0-1	0-0	0-0
NON-CONFERENCE	0-0	0-0	0-0	0-0

### Score by Periods

Team	1st	2nd	OT	TOT
Richmond	38	47	0	85
Opponents	49	50	0	99

### Team Box Score

No.	Player				Total		3-Point		F-Throw		Rebounds													
		GP-GS	MIN	AVG	FG-FGA	FG%	3FG-3FGA	3FG%	FT-FTA	FT%	OFF	DEF	TOT	AVG	PF	DQ	A	TO	BLK	STL	PTS	AVG		
2	DAUGHTRY, Jaden	1-1	22:11	22.2	9-11	.818	2-2	1.000	3-5	.600	0	0	0	0.0	2	0	1	2	0	1	23	23.0		
4	JOHNSTON, Will	1-1	27:16	27.3	6-13	.462	5-10	.500	3-3	1.000	0	4	4	4.0	1	0	3	0	0	0	20	20.0		
6	LOPEZ, AJ	1-1	22:26	22.4	2-6	.333	1-3	.333	6-6	1.000	1	0	1	1.0	2	0	1	0	1	1	11	11.0		
5	TANNER, Collin	1-0	17:14	17.2	2-5	.400	1-3	.333	2-2	1.000	1	0	1	1.0	1	0	0	0	0	0	7	7.0		
9	BEAGLE, Jonathan	1-0	14:27	14.5	2-3	.667	0-0	.000	2-4	.500	2	0	2	2.0	3	0	1	2	0	2	6	6.0		
1	TYNE, Mikkell	1-1	21:39	21.7	2-3	.667	2-3	.667	0-0	.000	0	2	2	2.0	2	0	1	2	0	0	6	6.0		
3	ARGABRIGHT, Aiden	1-0	19:20	19.3	2-6	.333	0-0	.000	0-0	.000	0	0	0	0.0	2	0	3	0	0	1	4	4.0		
33	ROUMOGLOU, Apostolos	1-0	15:44	15.7	1-4	.250	1-4	.250	0-0	.000	0	1	1	1.0	0	0	2	0	0	0	3	3.0		
12	THOMAS, David	1-0	09:02	9.0	1-2	.500	0-1	.000	1-1	1.000	0	1	1	1.0	0	0	0	0	0	0	3	3.0		
11	HARPER III, Will	1-0	05:08	5.1	1-1	1.000	0-0	.000	0-0	.000	1	0	1	1.0	1	0	0	1	0	0	2	2.0		
21	WALZ, Mike	1-1	19:24	19.4	0-3	.000	0-2	.000	0-0	.000	3	5	8	8.0	3	0	3	1	0	1	0	0.0		
24	ROBINSON, Jaylen	1-0	06:09	6.2	0-0	.000	0-0	.000	0-0	.000	0	0	0	0.0	1	0	0	0	0	0	0	0.0		
Team											2	3	5											
Total		1	200		28-57	.491	12-28	.429	17-21	.810	10	16	26	26.0	18	0	15	8	1	6	85	85.0		
Opponents		1	200		34-58	.586	17-33	.515	14-15	.933	9	20	29	29.0	21	0	21	10	4	5	99	99.0		

### Team Statistics

	UR	OPP
Scoring	85	99
Points per game	85.0	99.0
Scoring margin	-14.0	-
Field goals-att	28-57	34-58
Field goal pct	.491	.586
3 point fg-att	12-28	17-33
3-point FG pct	.429	.515
3-pt FG made per game	12.0	17.0
Free throws-att	17-21	14-15
Free throw pct	.810	.933
F-Throws made per game	17.0	14.0
Rebounds	26	29
Rebounds per game	26.0	29.0
Rebounding margin	-3.0	-
Assists	15	21
Assists per game	15.0	21.0
Turnovers	8	10
Turnovers per game	8.0	10.0
Turnover margin	+2.0	-
Assist/turnover ratio	1.9	2.1
Steals	6	5
Steals per game	6.0	5.0
Blocks	1	4
Blocks per game	1.0	4.0
Winning streak	0	-
Home win streak	0	-
Attendance	4806	0
Home games-Avg/Game	1-4806	0-0
Neutral site-Avg/Game	-	0-0

### Team Results

Date	Opponent		Score	Att.
12/31/2025	George Washington	L	85-99	4806





# SEASON STATS

### Game Records

Record	Overall	Home	Away	Neutral
ALL GAMES	10-4	8-2	1-1	1-1
CONFERENCE	0-1	0-1	0-0	0-0
NON-CONFERENCE	10-3	8-1	1-1	1-1

### Score by Periods

Team	1st	2nd	OT	TOT
Richmond	573	571	19	1163
Opponents	493	513	10	1016

### Team Box Score

No.	Player				Total		3-Point		F-Throw		Rebounds											
		GP-GS	MIN	AVG	FG-FGA	FG%	3FG-3FGA	3FG%	FT-FTA	FT%	OFF	DEF	TOT	AVG	PF	DQ	A	TO	BLK	STL	PTS	AVG
6	LOPEZ, AJ	14-14	294:07	21.0	46-97	.474	15-41	.366	63-72	.875	3	29	32	2.3	25	0	16	15	7	9	170	12.1
2	DAUGHTRY, Jaden	14-1	245:32	17.5	62-110	.564	13-28	.464	31-46	.674	11	41	52	3.7	20	0	9	22	4	15	168	12.0
3	ARGABRIGHT, Aiden	14-0	287:12	20.5	35-85	.412	10-35	.286	63-76	.829	2	27	29	2.1	30	0	28	12	0	19	143	10.2
4	JOHNSTON, Will	14-14	332:20	23.7	41-97	.423	27-64	.422	15-17	.882	2	28	30	2.1	24	0	31	12	1	3	124	8.9
9	BEAGLE, Jonathan	14-0	226:30	16.2	32-58	.552	0-1	.000	38-57	.667	32	45	77	5.5	33	0	23	14	2	9	102	7.3
21	WALZ, Mike	14-14	269:56	19.3	38-77	.494	11-28	.393	12-19	.632	33	63	96	6.9	24	0	36	26	7	7	99	7.1
1	TYNE, Mikkell	13-13	260:05	20.0	30-74	.405	18-47	.383	6-11	.545	1	16	17	1.3	32	0	22	13	0	11	84	6.5
5	TANNER, Collin	14-13	240:55	17.2	34-77	.442	8-31	.258	11-12	.917	15	30	45	3.2	12	0	11	10	1	9	87	6.2
12	THOMAS, David	14-1	230:17	16.4	27-57	.474	14-29	.483	6-6	1.000	5	13	18	1.3	18	0	14	5	2	13	74	5.3
33	ROUMOGLOU, Apostolos	14-0	253:31	18.1	22-55	.400	10-41	.244	2-3	.667	8	46	54	3.9	11	0	17	6	8	9	56	4.0
24	ROBINSON, Jaylen	14-0	133:22	9.5	16-27	.593	1-3	.333	9-20	.450	8	14	22	1.6	22	0	7	7	3	5	42	3.0
11	HARPER III, Will	5-0	26:55	5.4	3-10	.300	2-8	.250	0-0	.000	1	2	3	0.6	5	0	3	2	0	0	8	1.6
35	MCGLOTHIN, Bryson	3-0	12:41	4.2	1-5	.200	1-4	.250	1-2	.500	0	3	3	1.0	2	0	0	0	0	1	4	1.3
15	MOONEY, Kirby	3-0	11:37	3.9	1-3	.333	0-1	.000	0-0	.000	2	0	2	0.7	2	0	1	3	0	1	2	0.7
Team											20	26	46					9				
Total		14	2825		388-832	.466	130-361	.360	257-341	.754	143	383	526	37.6	260	0	218	156	35	111	1163	83.1
Opponents		14	2825		348-815	.427	123-390	.315	197-288	.684	139	344	483	34.5	268	5	158	191	39	78	1016	72.6

### Team Statistics

	UR	OPP
Scoring	1163	1016
Points per game	83.1	72.6
Scoring margin	+10.5	-
Field goals-att	388-832	348-815
Field goal pct	.466	.427
3 point fg-att	130-361	123-390
3-point FG pct	.360	.315
3-pt FG made per game	9.3	8.8
Free throws-att	257-341	197-288
Free throw pct	.754	.684
F-Throws made per game	18.4	14.1
Rebounds	526	483
Rebounds per game	37.6	34.5
Rebounding margin	+3.1	-
Assists	218	158
Assists per game	15.6	11.3
Turnovers	156	191
Turnovers per game	11.1	13.6
Turnover margin	+2.5	-
Assist/turnover ratio	1.4	0.8
Steals	111	78
Steals per game	7.9	5.6
Blocks	35	39
Blocks per game	2.5	2.8
Winning streak	0	-
Home win streak	0	-
Attendance	44399	2633
Home games-Avg/Game	10-4440	2-1317
Neutral site-Avg/Game	-	2-267

### Team Results

Date	Opponent		Score	Att.
11/05/2025	Southern Va.	W	84-56	3736
11/08/2025	East Carolina	W	87-72	4632
11/11/2025	William & Mary	W	90-86	4226
11/19/2025	VMI	W	87-54	4393
11/22/2025	Gardner-Webb	W	102-67	4176
11/27/2025	vs Furman	L	72-73	533
11/28/2025	vs Charlotte	W	71-66	0
12/03/2025	at Belmont	W	84-76	1405
12/06/2025	Old Dominion	W	86-77	4602
12/13/2025	Southern Ill.	Wot	93-84	4539
12/17/2025	at Elon	L	70-73	1228
12/20/2025	The Citadel	W	80-56	4401
12/28/2025	Charleston So.	L	72-77	4888
12/31/2025	George Washington	L	85-99	4806



# SPEED CHART



**#1 MIKKEL TYNE**  
G | JR | 5'10" | 180 | TORONTO, ONT

PTS	REB	AST	STL	MIN
6.5	1.3	1.7	0.9	20.0

- 22 Ast, 13 TO this season (last season: 45 Ast, 51 TO)
- DNP at Belmont (hamstring), snapping streaks of 39 starts/72 games
- UR's top returning scorer from last season (9.3 PPG)
- Scored career-high 22 pts vs Ball St on 11/27/24 (15 in 2nd half)
- First name is pronounced mik-KELL

CAREER HIGHS		LAST GAME	
PTS	REB	PTS	REB
22	7	6	2
AST	STL	AST	STL
5	4	1	0



**#2 JADEN DAUGHTRY**  
F | JR | 6'7" | 230 | RICHMOND, VA

PTS	REB	AST	STL	MIN
12.0	3.7	0.6	1.1	17.5

- 23 points (most by Spider this yr) vs GW on 12/31 (1st start this season)
- 2nd in A-10 with 27.3 points per 40 mins this season
- Leads UR, 8th in A-10 in FG pct (56%)
- 1st in MVC, 12th in D-I in points per 40 mins last season (26.6)
- Name is pronounced JAY-den DAW-tree

CAREER HIGHS		LAST GAME	
PTS	REB	PTS	REB
26	11	23	0
AST	STL	AST	STL
3	4	1	1



**#3 AIDEN ARGABRIGHT**  
G | FR | 5'11" | 155 | RICHMOND, VA

PTS	REB	AST	STL	MIN
10.2	2.1	2.0	1.4	20.5

- Leads A-10 freshmen with 10.2 PPG this season
- T-2nd in A-10 with 63 FT this season
- Scored 9 of his 18 pts vs Southern Illinois in OT on 12/13
- 2-time A-10 Rookie of the Week (11/24, 12/8)
- Led Richmond's John Marshall High to last 2 Class 2 state championships

CAREER HIGHS		LAST GAME	
PTS	REB	PTS	REB
18	4	4	0
AST	STL	AST	STL
5	3	3	1



**#4 WILL JOHNSTON**  
G | GR | 6'3" | 185 | SYDNEY, AUSTRALIA

PTS	REB	AST	STL	MIN
8.9	2.1	2.2	0.2	23.7

- Scored a season-high 20 Pts with 5-10 3pt FG vs GW on 12/31
- Leads UR with 27 3pt FG this season (27-64, 42.2%)
- Stretched 1-pt UR lead to 4 with banked in 3 with 27 secs left at Belmont
- 11.9 PPG (3rd on team), 3.2 APG (1st) at Loyola Marymount last year
- LMU's leader in 3pt FG pct (37%) and FT pct (88%) last year

CAREER HIGHS		LAST GAME	
PTS	REB	PTS	REB
36	8	20	4
AST	STL	AST	STL
11	4	3	0



**#5 COLLIN TANNER**  
G | JR | 6'6" | 205 | CREEDMOOR, NC

PTS	REB	AST	STL	MIN
6.2	3.2	0.8	0.6	17.2

- Appeared in 46 straight games (tied for longest active streak on UR)
- Tied career high w 13 pts vs The Citadel on 12/20
- Hit UR's 1st 2 three-pts at Elon (both in game's 1st 5 mins)
- Tied career high with 8 Reb vs William & Mary on 11/11
- No. 2 North Carolina recruit in Class of 2023, according to HoopSeen

CAREER HIGHS		LAST GAME	
PTS	REB	PTS	REB
13	8	7	1
AST	STL	AST	STL
3	5	0	0



**#6 AJ LOPEZ**  
G | GR | 6'5" | 185 | QUEENS, NY

PTS	REB	AST	STL	MIN
12.1	2.3	1.1	0.6	21.0

- T-2nd in A-10 with 63 FT this season
- 14-14 FT vs Charleston So. (tied Robins Center record for FT w/o a miss)
- 11/22 vs Gardner-Webb: 1st Spider under Mooney w 18+ pts in <18 mins
- 2nd Team All-America East selection at Maine last season
- Led Maine with 14.8 PPG last year (10th in America East)

CAREER HIGHS		LAST GAME	
PTS	REB	PTS	REB
27	6	11	1
AST	STL	AST	STL
4	3	1	1



**#9 JONATHAN BEAGLE**  
F | SR | 6'10" | 250 | HUDSON FALLS, NY

PTS	REB	AST	BLK	MIN
7.3	5.5	1.6	0.1	16.2

- 2nd in A-10 in Off Reb Pct (16%), via KenPom
- Season-high 10 Reb vs Charlotte (twice as many as any other player)
- UR's leading scorer in 1st 2 gms this season (12 vs So. Va, 15 vs ECU)
- 55% FGs led UR last season (15th in A-10, min. 100 FG attempts)
- Scored career-high 23 points at Bucknell on 11/16/24

CAREER HIGHS		LAST GAME	
PTS	REB	PTS	REB
23	16	6	2
AST	BLK	AST	BLK
6	3	1	0



**#12 DAVID THOMAS**  
G | JR | 6'2" | 200 | McDONOUGH, GA

PTS	REB	AST	STL	MIN
5.3	1.3	1.0	0.9	16.4

- 2nd in A-10 in 3pt FG pct this season (48.3, 14-29)
- Career-high 6 3pt FG at Belmont on 12/3 (6-7 3pt FG)
- Made 1st Spiders start for Mikkel Tyne at Belmont on 12/3
- 4.0 pts, 1.4 ast, 1.4 steals at DePaul last season (27 games, 2 starts)
- 11.0 PPG as freshman at Mercer in 2023-24

CAREER HIGHS		LAST GAME	
PTS	REB	PTS	REB
27	6	3	1
AST	STL	AST	STL
8	3	0	0



**#21 MIKE WALZ**  
C | SR | 6'11" | 260 | BERWYN, PA

PTS	REB	AST	BLK	MIN
7.1	6.9	2.6	0.5	19.3

- 2nd in A-10 in Def Reb Pct (25%), via KenPom, 4th in total Reb PG (6.9)
- Banked in 80-ft halftime buzzer beater at Belmont (#8 on SC Top 10 plays)
- Preseason 3rd Team All-Atlantic 10 selection
- Scored career-high 20 pts vs Loyola on 2/11/25 (8-12 FG, 4 Ast)
- Last name is pronounced WALLS

CAREER HIGHS		LAST GAME	
PTS	REB	PTS	REB
20	15	0	8
AST	BLK	AST	BLK
6	3	3	0



**#24 JAYLEN ROBINSON**  
F | R-FR | 6'6" | 225 | JACKSONVILLE, FL

PTS	REB	AST	STL	MIN
3.0	1.6	0.5	0.4	9.5

- Made 1st career 3-pointer in 1st half vs Charleston Southern
- Scored final UR pts on breakaway highlight dunk late in game vs Citadel
- Scored all of his career-high 9 pts vs So. Va. in 2nd half in season opener
- Redshirted at UR last season
- 2023 All-News4JAX Boys Basketball Player of the Year (Jacksonville)

CAREER HIGHS		LAST GAME	
PTS	REB	PTS	REB
9	4	0	0
AST	STL	AST	STL
2	1	0	0



**#33 APOSTOLOS ROUMOGLU**  
F | SR | 6'8" | 215 | XANTHI, GREECE

PTS	REB	AST	BLK	MIN
4.0	3.9	1.2	0.6	18.1

- Season-high 12 pts, team-high 4 Ast, 3 blocks at Elon on 12/17
- 8th in A-10 in Def Reb Pct (20%), via KenPom
- Career-high 15 Pts, 5-5 3pt FG at W&M on 12/18/24
- Won national championships at UConn in 2023 & 2024
- Name is pronounced ahh-POS-two-las ROOM-ahh-glue

CAREER HIGHS		LAST GAME	
PTS	REB	PTS	REB
15	11	3	1
AST	BLK	AST	BLK
5	3	2	0

