



2025-26 SCHEDULE	
NOVEMBER	
Nov. 5	Southern Virginia (ESPN+) ..... W, 84-56
Nov. 8	East Carolina (ESPN+, MASN) ..... W, 87-72
Nov. 11	William & Mary (ESPN+, MASN) ... W, 90-86
Nov. 19	VMI (ESPN+, MASN)..... W, 87-54
Nov. 22	Gardner-Webb (ESPN+) ..... W, 102-67
Nov. 27	vs Furman^ (ESPN2) .....L, 72-73
Nov. 28	vs Charlotte^ (ESPN+) ..... W, 71-66
DECEMBER	
Dec. 3	at Belmont (ESPN2)..... W, 84-76
Dec. 6	Old Dominion (USA Network) ..... W, 86-77
Dec. 13	Southern Illinois (ESPN+).... W, 93-84 (OT)
Dec. 17	at Elon (FloSports) .....L, 73-70
Dec. 20	The Citadel (ESPN+) ..... W, 80-56
Dec. 28	Charleston Southern (ESPN+)....L, 77-72
Dec. 31	Geo. Washington (ESPN+, Monumental) .. L, 99-85
JANUARY	
Jan. 4	at Fordham (USA Network) ..... W, 83-75
Jan. 7	at St. Bonaventure (ESPN+)..... W, 89-80
Jan. 11	Saint Joseph's (USA Network) ..... L, 67-65
Jan. 14	La Salle (ESPN+, Monumental)..... W, 74-53
Jan. 17	at Saint Louis (CBSSN).....L, 88-63
Jan. 21	Rhode Island (ESPN+, Monumental) ..... 7p
Jan. 24	at George Washington (USA Network)..... 3p
Jan. 27	at VCU* (CBSSN)..... 7p
Jan. 31	Davidson (USA Network)..... 4:30p
FEBRUARY	
Feb. 7	at Rhode Island (ESPN+)..... 2p
Feb. 10	George Mason (ESPN+, Monumental) ..... 7p
Feb. 14	VCU* (CBSSN)..... 6p
Feb. 18	at Davidson (ESPN+)..... 7p
Feb. 21	St. Bonaventure (ESPN+, WTVR CBS 6)..... 6p
Feb. 28	at Loyola Chicago (CBSSN) ..... 4p
MARCH	
March 3	Dayton (ESPN+, MASN)..... 7p
March 7	at Duquesne (ESPN+) ..... 2p
Mar. 11-15	Atlantic 10 Championship#.....
^ Terry's Chocolate ESPN Events Invitational (Kissimmee, Fla.)	
* Capital City Classic Presented by Richmond Area Honda Dealers	
# PPG Paints Arena (Pittsburgh, Pa.)	



## RICHMOND SPIDERS (13-6, 3-3) vs RHODE ISLAND RAMS (10-8, 1-4)

• Richmond has won six of its last seven games vs Rhode Island, with its only loss in that span coming in the Robins Center last season, when the Rams outlasted the Spiders 67-64 in overtime. Mike Walz led UR with eight rebounds in that game and added 10 points.

• UR will travel to Rhode Island for a game on February 7. 2025-26 is the first season UR has ever played a home-and-home series against Rhode Island.

• AJ Lopez scored a team-high 20 points at Saint Louis Saturday. His jumper with 16:43 remaining gave him 1,000 points for his collegiate career and made him the second Spider in the last two games to reach the 1,000-point mark after Jonathan Beagle did it vs La Salle last Wednesday.

• Freshman Will Harper III scored 17 points at Saint Louis after entering the game with 14 points scored on the season. Harper III, Aiden Argabright (seven) and Jaylen Robinson (five) combined for 29 points, the most scored by Spider freshmen in a game since Feb. 9, 2019 vs George Washington (32 - 12 from Jake Wojcik, 10 from Sal Koureissi, eight from Andre Gustavson, two from Matt Grace).

• Argabright leads all A-10 freshmen in points per game (10.1) and ranks second in assists per game (2.2) and steals per game (1.3). His 2.9 assist-to-turnover ratio not only leads A-10 freshmen but ranks 12th among all first-year players in Division I.

• Richmond ranks seventh in the nation in bench points per game, at 37.5. That's more than twice as many as last season, when Richmond's bench scored 16.8 points per game (274th in D-I).

• The Spiders are also scoring more in transition than last year. Richmond ranks 45th in D-I with 15.1 fast break points per game. UR has ranked no better than 280th in D-I in fast break points per game in each of the previous three seasons (2024-25 - 350th, 2023-24 - 280th, 2022-23 - 321st).

• UR leads the A-10 and ranks 38th in D-I in fewest turnovers per game, at 10.2. The Spiders are also second in the conference, and 56th nationally, in assist-to-turnover ratio at 1.5.

• Mike Walz ranks fourth in the A-10 with 6.8 rebounds per game. He's second in the conference in defensive rebounding percentage (26%) and sixth in offensive rebounding percentage (12%), via KenPom.

### WITH A WIN ...

• UR would be 10-3 at home this season and secure a winning home record for the 44th time in its 54 seasons in the Robins Center.

• UR would be 7-1 in its last eight games vs URI.

• UR would win back-to-back home games following a three-game home losing streak.

• UR would be 4-3 in A-10 play and have a chance to match its 2024-25 A-10 win total (5) Saturday at George Washington.

### THE MATCHUP

ALL-TIME SERIES LEADER..... RICHMOND, 20-12  
CURRENT STREAK..... RHODE ISLAND W1  
RICHMOND AT HOME ..... 11-4  
RICHMOND ON ROAD ..... 6-8  
RICHMOND AT NEUTRAL SITE ..... 3-0  
LAST GAME..... 1/11/2025 (URI, 67-64 [OT])  
FIRST GAME ..... 12/18/1959 (RICHMOND, 82-71)



**CHRIS MOONEY**  
RICHMOND SPIDERS HEAD COACH

SEASONS at RICHMOND:..... 21st  
W-L at RICHMOND: ..... 371\*-296  
W-L in DIVISION I: ..... 389-308  
W-L vs OPPONENT: ..... 13-9  
\* Most wins in Richmond history

### WATCH



ESPN PLUS

PxP: Bob Black Analyst: Scott Ungerer

### LISTEN



ESPN RICHMOND

PxP: Robert Fish Analyst: Matt Smith

### FOLLOW



@SpiderMBB



@SpiderMBB



Richmond Spiders Men's Basketball



RichmondSpiders.com



## QUICK FACTS

### University Information

Location ..... Richmond, VA 23173  
 Founded ..... 1830  
 Total Enrollment ..... 3,890  
 Nickname ..... Spiders  
 Colors ..... Red and Blue  
 Arena ..... Robins Center  
 Opened ..... 1972 (54th season)  
 Capacity ..... 7,201  
 President ..... Kevin F. Hallock  
 Athletics Director ..... John Hardt

### Team Information

Conference ..... Atlantic 10  
 2024-25 Record ..... 10-22  
 Letterwinners Returning/Lost ..... 8/9  
 Starters Returning/Lost ..... 2/3  
 Newcomers ..... 8

### Program History

First Season ..... 1913-14 (113th season)  
 All-Time Record Entering 2025-26 ..... 1,499-1,294  
 NCAA Appearances/W-L ..... 10/9-10  
 (1984, '86, '88, '90-91, '98, 2004, '10-11, '22)  
 NIT Appearances/W-L ..... 11/11-11  
 Conference Tournament Championships ..... 7  
 (1984, '88, '90-91, '98, 2011, '22)  
 Conference Reg Season Championships ..... 7  
 (1984, '85, '88-89, '92, 2001, '24)

### Coaching Staff

Head Coach ..... Chris Mooney, 21st season  
 Alma Mater ..... Princeton (1994)  
 W-L at Richmond entering 2025-26 ..... 358-290  
 Career D-I W-L/Yrs entering 2025-26 ..... 376-302/20  
 Associate Coach ..... Peter Thomas, 4th season  
 Alma Mater ..... Richmond (2007)  
 Assistant Coach ..... David Boyden, 4th season  
 Alma Mater ..... Western Kentucky (2003)  
 Assistant Coach ..... Will Gipe, 10th season  
 Alma Mater ..... Virginia Tech (2014)  
 Asst Coach/Development ..... Jack Fahed, 4th season  
 Alma Mater ..... James Madison (2021)  
 Video Coordinator ..... Andrew Lafond, 2nd season  
 Alma Mater ..... La Salle (2022)

### Support Staff

Athletic Trainer ..... Andy McPherson  
 Strength Coach ..... Jay DeMayo  
 Director of Academics ..... Courtney Hughes  
 Athletics Web Site ..... RichmondSpiders.com  
 Athletics Dept Phone ..... (804) 289-8363  
 PR Director ..... Jason Vida  
 Cell Phone ..... (267) 566-2130  
 Office Phone ..... (804) 289-8320  
 Email ..... jvida@richmond.edu

## ROSTER & PRONUNCIATION GUIDE

No.	Name	Pos	Year	Ht	Wt	Hometown/High School OR Previous School
1	Mikkel Tyne	G	JR	5'10"	180	Toronto, Ontario/Bishop Walsh (Md.)
2	Jaden Daughtry	F	JR	6'7"	230	Richmond, Va./Indiana State
3	Aiden Argabright	G	FR	5'11"	155	Richmond, Va./John Marshall
4	Will Johnston	G	GR	6'3"	185	Sydney, Australia/Loyola Marymount
5	Collin Tanner	G	JR	6'6"	205	Creedmoor, N.C./Combine Academy
6	AJ Lopez	G	GR	6'5"	185	Queens, N.Y./Maine
8	Donovan Richardson	G	FR	6'6"	190	Richmond, Va./Steward School
9	Jonathan Beagle	F	SR	6'10"	250	Hudson Falls, N.Y./UAlbany
11	Will Harper III	G	FR	6'5"	185	Bowie, Md./Gonzaga College High (D.C.)
12	David Thomas	G	JR	6'2"	200	McDonough, Ga./DePaul
15	Kirby Mooney	G	R-FR	6'3"	205	Southampton, Pa./William Tennent
16	Dylan Homenick	C	FR	6'11"	220	Surrey, British Columbia/Perkiomen School (Pa.)
21	Mike Walz	C	SR	6'11"	260	Berwyn, Pa./Conestoga High
24	Jaylen Robinson	F	R-FR	6'6"	225	Jacksonville, Fla./DME Academy
33	Apostolos Roumoglou	F	SR	6'8"	215	Xanthi, Greece/University of Connecticut
35	Bryson McGlothlin	F	R-FR	6'8"	190	Plano, Texas/John Paul II

### PRONUNCIATION GUIDE

Jaden Daughtry JAY-den DAW-tree  
 Dylan Homenick HOHM-en-nik  
 Jack Fahed fay-HED  
 Bryson McGlothlin mik-GLAW-thin  
 Apostolos Roumoglou ahh-POS-two-las ROOM-ahh-glue  
 Mikkel Tyne mik-KELL tine (rhymes with sign)  
 Mike Walz walls

### BREAKDOWN BY CLASS

Freshmen (7): Argabright, Harper III, Homenick, McGlothlin, Mooney, Richardson, Robinson  
 Sophomores (0)  
 Juniors (4): Daughtry, Tanner, Thomas, Tyne  
 Seniors (3): Beagle, Roumoglou, Walz  
 Grad Students (2): Johnston, Lopez

### BREAKDOWN BY STATE/COUNTRY

AUSTRALIA (1): Johnston  
 CANADA (2): Homenick, Tyne  
 Florida (1): Robinson  
 Georgia (1): Thomas  
 GREECE (1): Roumoglou  
 Maryland (1): Harper III  
 New York (2): Beagle, Lopez  
 North Carolina (1): Tanner  
 Pennsylvania (2): Mooney, Walz  
 Texas (1): McGlothlin  
 Virginia (3): Argabright, Daughtry, Richardson



# THE OPPONENT

## ALL-TIME MEETINGS RICHMOND LEADS SERIES, 20-12

Date	Site	W/L	Score	Series
12/18/1959	H	W	82-71	1-0
12/19/1970	A	L	71-102	1-1
2/12/1972	H	W	84-76 (2OT)	2-1
1/12/1977	H	W	79-74	3-1
1/25/1978	A	L	48-87	3-2
2/20/2002	A	W	52-51 (OT)	4-2
2/22/2003	H	W	70-69 (OT)	5-2
2/25/2004	A	L	54-56	5-3
1/15/2005	H	W	65-55	6-3
3/9/2005	N	W	68-60	7-3
1/21/2006	A	L	46-58	7-4
3/3/2007	H	W	71-69	8-4
1/30/2008	A	L	64-78	8-5
1/21/2009	H	W	78-75	9-5
2/10/2010	A	W	69-67	10-5
1/13/2011	H	L	74-78	10-6
3/11/2011	N	W	55-45	11-6
1/7/2012	A	W	70-53	12-6
1/9/2013	H	W	64-61	13-6
3/1/2014	A	L	43-66	13-7
2/8/2015	H	L	74-79	13-8
1/5/2016	A	L	65-77	13-9
1/25/2017	H	W	73-62	14-9
2/13/2018	A	L	67-85	14-10
1/9/2019	H	L	67-78	14-11
1/5/2020	A	W	69-61	15-11
1/6/2021	H	W	80-73	16-11
1/25/2022	A	W	70-63	17-11
3/10/2022	N	W	64-59	18-11
1/17/2023	H	W	64-57	19-11
2/21/2024	A	W	85-77	20-11
1/11/2025	H	L	64-67 (OT)	20-12

Home: 11-4 (Robins Center: 9-4)

Away: 6-8 Neutral: 3-0

## LAST MEETING - 1/11/2025

### RHODE ISLAND 67, RICHMOND 64 (OT)

Rhode Island - 67

Record: 13-3 (2-2)

NO.	Name	Min	FG		3P		FT		Rebounds			Fouls		TP	AS	TO	ST	Blocks		+/-
			M-A	M-A	M-A	M-A	OR	DR	TOT	PF	FD							BS	BA	
22	Tyonne Farrell	F 06:49	0-2	0-0	0-1	0-1	0	1	1	2	1	0	0	2	0	2	0	0	1	-12
55	Drissa Traore	F 16:16	1-3	0-2	0-0	0-0	2	2	4	2	3	2	0	1	0	0	0	0	0	-19
31	Javonte Brown	C 41:32	2-3	0-0	2-3	4	8	12	4	6	6	1	2	2	2	2	0	0	10	
1	Sebastian Thomas	G 43:16	8-18	0-5	7-13	2	5	7	2	7	23	2	0	4	2	1	6			
10	Jamarques Lawrence	G 40:38	2-11	2-9	0-0	1	2	3	1	0	6	2	3	2	0	0	-2			
2	Jaden House	36:39	7-14	1-5	3-4	1	3	4	3	2	18	1	3	0	0	1	19			
7	Quentin Diboundje	33:56	3-4	2-3	1-1	1	8	9	3	2	9	0	2	0	0	0	13			
4	Cam Estevez	05:54	1-3	1-3	0-0	0	0	0	1	0	3	0	2	0	0	0	0			
Team							1	1	2											
Totals			24-58	6-27	13-22	12	30	42	18	21	67	6	15	8	4	3	3			

Technical Fouls::NONE

Shooting By Period			
1 <sup>st</sup> FG%	8-27	29.6%	
3PT%	1-13	7.7%	
FT%	1-5	20%	
2 <sup>nd</sup> FG%	13-26	50.0%	
3PT%	4-12	33.3%	
FT%	7-11	63.6%	
OT FG%	3-5	60.0%	
3PT%	1-2	50.0%	
FT%	5-6	83.3%	
GM FG%	24-58	41.4%	
3PT%	6-27	22.2%	
FT%	13-22	59.1%	

Dead Ball Rebounds: 4, 1

Richmond - 64

Record: 7-10 (2-2)

NO.	Name	Min	FG		3P		FT		Rebounds			Fouls		TP	AS	TO	ST	Blocks		+/-
			M-A	M-A	M-A	M-A	OR	DR	TOT	PF	FD							BS	BA	
7	Dusan Neskovic	F 38:20	7-14	2-8	12-12	0	4	4	0	10	28	1	1	1	1	0	1	0		
21	Mike Walz	C 34:34	4-8	2-4	0-0	2	6	8	4	0	10	2	4	0	1	0	5			
1	Mikkel Tyne	G 33:09	5-12	1-3	0-0	1	1	2	4	1	11	3	4	3	0	2	2			
11	Jason Roche	G 32:34	1-4	1-4	0-0	0	6	6	1	3	3	0	0	1	0	0	-13			
33	Apostolos Roumoglou	G 39:55	2-8	0-4	0-0	1	6	7	1	0	4	3	2	1	1	0	1			
5	Collin Tanner	09:03	0-2	0-1	0-0	0	2	2	2	0	0	0	0	1	1	0	-4			
8	B. Artis White	21:41	0-7	0-3	0-0	1	0	1	3	2	0	2	1	0	0	1	-5			
9	Jonathan Beagle	10:03	1-1	0-0	4-4	0	2	2	5	2	6	1	1	1	0	0	0			
12	Ryan Soulis	04:26	1-1	0-0	0-0	0	0	0	1	0	2	0	0	1	0	0	1			
13	Jack Graham	01:15	0-0	0-0	0-0	0	0	0	0	0	0	0	1	0	0	0	-2			
Team							0	0	0											
Totals			21-57	6-27	16-16	5	27	32	21	18	64	12	14	8	3	4	-3			

Technical Fouls::NONE

Shooting By Period			
1 <sup>st</sup> FG%	11-27	40.7%	
3PT%	2-12	16.7%	
FT%	1-1	100%	
2 <sup>nd</sup> FG%	8-24	33.3%	
3PT%	3-11	27.3%	
FT%	11-11	100%	
OT FG%	2-6	33.3%	
3PT%	1-4	25.0%	
FT%	4-4	100%	
GM FG%	21-57	36.8%	
3PT%	6-27	22.2%	
FT%	16-16	100.0%	

Dead Ball Rebounds: 0, 0

	URI	RICH
Biggest lead	3 (1 <sup>st</sup> OT 0:06)	14 (1 <sup>st</sup> 3:42)
Best Scoring Run	8 (2 <sup>nd</sup> 18:03)	8 (1 <sup>st</sup> 16:46)
Lead Changes	11	
Times Tied	10	
Time with Lead	03:04	36:47

	URI	RICH
Points from		
Turnovers	13	15
Paint	36	24
Second Chance	5	7
Fast Breaks	12	6
Bench	30	8

Period by Period Scoring				
	1st	2nd	OT1	TOT
URI	18	37	12	67
RICH	25	30	9	64

RICHMOND, Va. – Rhode Island guard Sebastian Thomas' spinning floater in the lane with 23 seconds remaining in overtime led the Rams to a 67-64 victory over the Spiders Saturday at the Robins Center. With the game clock ticking down, Mike Walz's bid for a career-high third three-pointer glanced off the rim, securing Rhode Island's first win in its last seven games vs Richmond.

"I thought that we could have continued to run a little bit of offense but [Mike] felt comfortable," said Richmond coach Chris Mooney. "He had made one similar a few minutes earlier on the other side of the key."

The loss dropped Richmond to 7-10 overall and 2-2 in the Atlantic 10 this season. Richmond led for nearly 37 minutes of game time, including by as many as 14 in the first half before URI closed the period on a 9-2 run to narrow its deficit to 25-18 at the break.

"I thought we played really, really well and inspired in the first half and I was hoping we could have a few more points," said Mooney. "Our defense was really excellent. We probably just needed a few more points there. [We were] up seven? It felt like maybe we had played better than that."

The Rhode Island momentum continued into the second half, with the Rams outscoring Richmond 11-3 over the opening five minutes to take their first lead at 29-28 with 14:56 remaining.

Spiders forward Dusan Neskovic gave Richmond a two-point lead three times in the final 150 seconds of regulation – with a pair of free throws at 2:16, a jumper in the lane at 1:46, and three free throws with 52 seconds to play – but Rhode Island answered each time. The teams were tied at 55 at the end of regulation.

In overtime, Thomas scored 9 of URI's 12 points, including the game-winning field goal.

"He does this a lot. He's very hard to defend and puts you in a lot of difficult situations," said Mooney.

Neskovic finished with a career-high 28 points and went 12-12 from the foul line, joining Cedrick Lindsay (14-14 on February 16, 2013 vs St. Bonaventure) as the only Spiders to go 12-12 or better from the line in the last 20 years.

Richmond was playing its first game since it announced that team captain and leading scorer point guard DeLonnie Hunt would miss eight weeks after fracturing his foot at George Mason Wednesday. In his place, UR started 6'8" forward Apostolos Roumoglou. It was one of several new-look lineups the Spiders tried throughout the game.

"For a long time, we've been very fortunate to have great guards and our guards have to improve," said Mooney. "We always have appreciated that ball handling and the security of the ball and the quickness that brings, but this team might have to play a little bit differently and a little bit bigger."

At 2-2 in the A-10 play, Richmond is now among a group of four teams, including Rhode Island (13-3, 2-2), tied for seventh in the conference.





# THE BIG PICTURE

## CLUB 1,000

A pair of Spiders reached 1,000 career points in back-to-back games in January. Jonathan Beagle's floater with 4:37 to play vs La Salle on January 14 gave him 1,000 points for his career. January 17 at Saint Louis, AJ Lopez's jumper with 16:43 remaining put him at 1,000 career points.

## LOCKING DOWN LA SALLE

Richmond's 74-53 win over La Salle on Jan. 14 was its biggest margin of victory in a regular-season A-10 game since Jan. 26, 2021 at Saint Joseph's (23), and the 53 points allowed by the Spiders were their fewest in an A-10 game since Feb. 19, 2020, a 65-50 win vs George Mason.

A key to the win was the career-high 12 rebounds – all on the defensive end – from Will Johnston, the most by a Spiders guard since 2018 (Nick Sherod).

## BEAT THE BONNIES

The Spiders defeated St. Bonaventure 89-80 on Jan. 7 to secure their first win in Olean since 2015. UR recorded the most points by a visitor to the Reilly Center since Nov. 27, 2021 (Northern Iowa - 90) and the most by a visitor in an A-10 game since Feb. 14, 2020 (Davidson - 93).

The win was Richmond's second in the state of New York in a span of four days, with UR staying on the road between its wins at Fordham (Jan. 4) and SBU.

## BRONX BOMBERS

The Spiders shot 13-19 from three-point range in an 83-75 win at Fordham on Jan. 4, their best three-point percentage (68%) in a game since Feb. 10, 2010 at Rhode Island, when UR went 9-13 (69%).

Richmond also registered 21 assists to just four turnovers in the game. It was the third time in 21 seasons under Chris Mooney UR had at least 21 assists and no more than four turnovers in a game, joining Feb. 17, 2024 at George Washington and Dec. 1, 2018 vs Wake Forest.

Fordham entered the game allowing 61.4 points per game, fifth best in D-I. With the win, UR improved to 11-4, exceeding its 2024-25 win total (10-22).

## MOONEY: #3 IN A-10 WINS

Richmond's win at Fordham on Jan. 4 was Mooney's 181st in an A-10 game with the Spiders. He moved past longtime West Virginia coach Gale Catlett (180) for the third-most conference wins by a head coach in A-10 history. Mooney now trails only John Chaney (295) and Phil Martelli (218).

## NON-CON SUCCESS

Richmond finished its non-conference season at 10-3, equaling its win total from all of last season (10-22) and matching 2019-20 (also 10-3) for the second-best non-conference record in 21 seasons under Chris Mooney. The only time UR had a better non-conference mark under Mooney was in the pandemic-shortened 2020-21 season (7-2).

## WEEKLY A-10 HONORS

Aiden Argabright was named A-10 Rookie of the Week on Nov. 24 and Dec. 8. He is the first Spider to win multiple A-10 Rookie of the Week honors since 2022-23 (Jason Nelson) and Richmond's first true freshman to win the award multiple times since 2016-17 (De'Monte Buckingham).

## TOP-40 WIN

Richmond defeated previously-unbeaten Belmont,

No. 37 in the NET rankings at the time, on the road on Dec. 8. The Spiders shot 14-25 from three-point range (their most three-pointers in a road game since 2019 at Hampton), including a career-high six three-pointers (seven attempts) from David Thomas.

## FREEBIES & BOARDS

UR went 35-46 from the foul line in its 90-86 win vs William & Mary on Nov. 11. It was the most free throws since making 36 vs UNC-Wilmington on Feb. 6, 1993 and just three shy of the program record of 38 set vs Davidson on Jan. 15, 1972.

Richmond grabbed 53 rebounds in that game, its most since Nov. 17, 2003 vs Mississippi Valley State (also 53). That included 22 offensive boards – Richmond's most in 21 seasons under Chris Mooney.

## TEST RUN

Richmond's only public preseason action was an exhibition vs JMU at the Robins Center on October 25. The Spiders won 63-58 behind a game-high 16 points from Mikkel Tyne.

## ROSTER RECONSTRUCTION

Half of the 16 members of the 2025-26 Spiders are new to Richmond, and UR's eight returners this year are tied for the second fewest in any of Chris Mooney's 21 years at Richmond. That group includes three players who redshirted last season (Bryson McGlothlin, Kirby Mooney, Jaylen Robinson).

After accepting just seven incoming transfers during his first 17 years at Richmond, Chris Mooney has now brought in 16 transfers over the last four seasons. This year's transfer class includes graduate student AJ Lopez, who earned All-America East honors at Maine last season, graduate student Will Johnston, who led Loyola Marymount in assists and three-point shooting last season, junior Jayden Daughtry, who was selected to the MVC's Most Improved and All-Bench Teams at Indiana State last season, and junior David Thomas, a leading reserve at DePaul last year.

## RATE OF RETURN

Richmond's eight returning players, five of whom played last year and three of whom redshirted, accounted for 46 percent of UR's scoring and 52 percent of the team's total minutes played last year. That's the highest share of returning minutes and scoring for the Spiders since the 2021-22 season, when Richmond brought back 85% of its minutes and 81% of its scoring.

### Richmond Entering This Season

	Returning	Departing
Minutes	52%*	48%
Points	46%*	54%
Rebounds	62%*	38%
Assists	61%*	39%
Steals	45%*	55%
Blocks	82%*	18%

\* Most since 2021-22 season

## WHO'S BACK

UR returns three of its top five scorers from last season: Mikkel Tyne (9.3 PPG, 3rd), Mike Walz (7.4, 4th), and Jonathan Beagle (6.8, 5th).

Tyne was the only Spider to start all 32 games last season, and he was second on the team with 14 games of 10 or more points. Walz ranked second in the conference in defensive rebounding percentage (23.5) and fourth in assist rate (27.4), via KenPom. Beagle made a team-high 55% of his field goals,

## THE LAST TIME

### TEAM

Ranked in AP Top 25: 12/7/20 | #19 (highest since 1957)  
Defeated Top 10 Team: 11/29/20 | #10 Kentucky, 76-64 (road)  
Defeated Top 25 Team: 1/27/24 | #16 Dayton, 69-64 (home)  
Defeated Top 25 Team, Home: 1/27/24 | #16 Dayton, 69-64  
Defeated Top 25 Team, Away: 11/29/20 | #10 Kentucky, 76-64  
Defeated Top 25 Team, Neutral: 3/17/22 | #16 Iowa, 67-63  
Scored 90+: 12/13/25 | vs So. Illinois, W, 93-84 (OT)  
Scored 100+: 11/22/25 | vs Gardner-Webb, W 102-67  
Allowed Less Than 50: 12/30/23 | vs Lafayette, W 59-38  
Allowed Less Than 40: 12/30/23 | vs Lafayette, W 59-38  
Double-digit comeback win: 2/15/25 | vs Fordham, W 70-66 (11)  
Shot Over 60% FG: 2/5/25 | vs Duquesne, W 73-68 (61.0)  
Held Opp Under 35% FG: 1/14/26 | vs La Salle, W 74-53 (33.9)  
Allowed Fewer 10 pts, half: 12/13/22 | vs FDU, W 77-48 (9 - 1st)  
Made 15+ 3PT FG: 2/21/23 | vs Saint Louis, W 81-78 (17)  
Made 0 3PT FG: 1/25/16 | vs Davidson, L 78-70 (0-15)  
Made 35+ FT: 11/11/25 | vs William & Mary, W 90-86 (35)  
50+ Rebounds: 11/11/25 | vs William & Mary, W 90-86 (53)  
25+ Assists: 11/22/21 | vs Hofstra, W 81-68 (26)  
15+ Blocks: 1/13/10 | vs UMass, W 70-63 (17, school record)  
15+ Steals: 11/16/24 | at Bucknell, L, 80-76 [20T] (15)  
3 or fewer turnovers: 12/1/18 | vs. Wake Forest, W 84-74 (3)

### INDIVIDUAL

6 players, 10+ pts: 12/13/25 vs Southern Illinois, W, 93-84 (OT)  
3 players, 20+ pts: 11/14/19 vs Vanderbilt, W, 93-92 (OT)  
(Jacob Gilyard 26, Blake Francis 24, Nathan Cayo 20)  
2 players, 25+ pts: 1/28/17 vs Duquesne, W, 101-90  
(T.J. Cline 34, ShawnDre' Jones 30)  
Scored 50+ pts: Bob McCurdy (53) vs. Appalachian St, 2/26/75  
Scored 40-49: Bob McCurdy (46) vs West Virginia, 2/17/75  
Scored 35-39: Tyler Burton (38) at Charleston, 11/14/22  
Scored 30-34: Jordan King (32) vs GW, 1/24/24  
Scored 25-29: Dusan Neskovic (28) vs Rhode Island, 1/11/25  
Made 6+ 3PT FG: David Thomas (6-7) at Belmont, 12/3/25  
Made 15+ FT: DeLonnie Hunt (15) vs Ball St, 11/27/24  
Had 25+ Reb: George Grodzicki (25) vs GW, 12/6/61  
Had 15+ Reb: Mike Walz (15) vs GW, 12/31/24  
2 players w/ 10+ reb: Roumoglou (11) & Hunt (10), vs Fla Tech, 11/25/24  
Had 15+ assists: Greg Beckwith (16) vs Navy, 2/25/86  
Had 10+ assists: Jacob Gilyard (11) at George Mason, 2/9/22  
Had 5+ steals: DeLonnie Hunt (5) at UMass, 1/4/25  
Had 5+ blocks: Grant Golden (6) vs George Mason, 2/27/19  
Multiple players with double-double: Gilyard (17 Pts 10 Ast) & Burton (12 Pts 13 Reb) vs UMass, 1/5/22  
Triple-Double: T.J. Cline (19 pts 11 reb 12 assists) vs. SLU, 3/4/17

## SPIDERS W-L WHEN ...

	OVERALL	ATLANTIC 10
Scores 60 or more	13-6	3-3
Scores 70 or more	13-4	3-1
Scores 80 or more	11-1	2-1
Scores under 60	--	--
Allows under 60	4-0	1-0
Allows under 70	6-1	1-1
Allows 70 or more	7-5	2-2
Decided by 5 or less	2-4	0-1
Leading/tied, 5 min left	12-1	3-0
Trailing, 5 min left	1-5	0-3
Leading/tied, half	10-1	3-0
Trailing, half	3-5	0-3
Higher FG pct	12-0	3-0
Lower/Same FG pct	1-6	0-3
FG pct 50 or greater	6-0	1-0
FG pct 40 or less	1-3	0-2
Outrebounded opponent	10-2	2-0
Outrebounded by opponent	3-4	1-3
Fewer/same turnovers	10-3	2-2
More turnovers	3-3	1-1
Fewer/same assists	3-5	0-3
More assists	10-1	3-0
Day (before 5p)	3-5	1-3
Night (5p or later)	10-1	2-0
White jerseys	9-3	2-2
Blue jerseys	3-2	2-0
Red jerseys	1-1	0-1



# THE BIG PICTURE

15th in the A-10 among those with at least 100 FG attempts, and ranked second among Spiders with 53 assists.

UR's other two returners with experience are Collin Tanner, who appeared in all 32 games with five starts, and Apostolos Roumoglou, who was Richmond's second-leading rebounder (5.2 PG) and made 11 starts before a knee injury ended his season in early February.

## #PROSPIDERS

Two members of last year's team are playing professionally: captain DeLonnie Hunt is with KK Dinamo in Croatia and Academic All-A-10 selection Dusan Neskovic is with UC Heidelberg in Germany.

At least 15 former Spiders are currently playing professionally, a group that includes 2022 A-10 Championship Most Outstanding Player and NBA veteran Jacob Gilyard (Italy's Pallacanestro Cantu) and UR's No. 2 all-time leading scorer Grant Golden (Spain's Basquet Manresa). During his time at Richmond, Mooney has coached 39 players who went on to professional playing careers.

## PRESEASON POSITION

The Spiders placed 10th in the Atlantic 10 Preseason Poll, which was released at A-10 Media Day on September 30.

## 21 CANDLES FOR COACH MOONEY

The 2025-26 season is Chris Mooney's 21st at Richmond, making him the third-longest tenured coach in Atlantic 10 history behind John Chaney (24 seasons at Temple) and Phil Martelli (24 seasons at Saint Joseph's). Mooney entered the 2025-26 season tied for the 9th-longest tenure among active D-I coaches.

### Longest-Tenured Active D-I Coaches

	Seasons	School
Greg Kampe	42	Oakland
Tom Izzo	31	Michigan St
Mark Few	27	Gonzaga
James Jones	27	Yale
Randy Bennett	25	St. Mary's
Scott Drew	23	Baylor
Bill Self	23	Kansas
Gary Manchel	23	Mercyhurst
Chris Mooney*	21	Richmond

\* Tied with Matt Painter (Purdue)

## SPIDERS SUCCESS UNDER MOONEY

Chris Mooney owns Richmond records for most total wins (358 entering 2024-25), most wins in a season (29 in 2010-11), most conference wins in a season (15 in 2023-24), highest NCAA Tournament seed (7th in 2010), highest NIT seed (1st overall in 2015), and highest A-10 Championship seed (1st in 2024).

In 2024, he was named Atlantic 10 Coach of the Year and NABC District 4 (A-10) Coach of the Year for the first time and a finalist for the Jim Phelan National Coach of the Year Award for the second time (also in 2010) after leading Richmond to a share of the Atlantic 10 regular season title and a 23-10 record.

Mooney has led Richmond to a pair of Atlantic 10 tournament titles (2011 and 2022) and its only A-10 regular season title (2024). He is one of 11 coaches ever to win multiple A-10 tournament titles, and his two A-10 tourney titles are tied for the fifth-most of any coach in conference history.

The Spiders have made 10 postseason appearances under Mooney (3 NCAA Tournaments, 4 NITs, 3 CBIs),

reached the 2011 Sweet 16 and 2022 NCAA Tournament 2nd Round, and posted eight 20-win seasons, 12 winning seasons, and 14 seasons at .500 or better. Mooney signed an extension with Richmond during the 2024 offseason. Terms were not disclosed.

## COACHING CRADLE

Three of Chris Mooney's former Richmond players were named D-I head coaches this offseason: Zach Chu (Radford), Dan Geriot (Iona), and Kevin Hovde (Columbia), who helped Florida to the 2025 national title as an assistant. Only five schools have more former players among active D-I head coaches (Duke, Seton Hall, Princeton, Indiana, Notre Dame).

### Most Former Players As Active D-I Coaches

Duke	9
Seton Hall	5
Princeton	4
Indiana	4
Notre Dame	4
Richmond	3*

\* Tied with several others

## VOICE OF THE SPIDERS

For the 43rd straight season, Bob Black is handling play-by-play duties for Spider Men's Basketball broadcasts. Black also hosts an afternoon show on ESPN Richmond, the Spiders radio rights-holder.

In 2023, Black received the Atlantic 10's Bob Vetrone Media Award, which recognizes those whose service, professionalism and commitment have made a lasting contribution to the A-10's student-athletes and institutions. In January 2025 he won the Bill Schwanke Award, presented annually to the top play-by-play broadcaster in FCS football.

Scott Ungerer, a three-year starter for Richmond who began his Spiders career under John Beilein in 1998, will serve as the team's primary color analyst this season, his second in a full-time role with UR.

In addition to doing the ESPN Richmond radio broadcast for all home games on national TV, Black and Ungerer will anchor the SpiderTV broadcast for all of Richmond's home games on regional TV.

## FROM RICHMOND, FOR RICHMOND

Three of this year's Spiders prepped at a Richmond-area high school: Jaden Daughtry (Benedictine & L.C. Bird), Aiden Argabright (John Marshall), and Donovan Richardson (Steward). They are the 9th, 10th, and 11th Richmond players to play for UR under Chris Mooney, who has had a Richmond native on his roster in 19 of his 21 seasons. The last time the Spiders had three Richmond-area players on their roster was 2016-17 (De'Monte Buckingham, ShawnDre Jones, Nick Sherod).

## SMALL SCHOOL, BIG CROWDS

Richmond averaged 5,489 fans at home games last season, fourth most in the Atlantic 10 and 83rd across Division I. 2024-25 was the 14th straight season UR has ranked among the top 100 men's basketball programs in average attendance (not including the 2020-21 season when fans weren't permitted).

Last season, Richmond had the highest attendance across Division I (5,489) among schools with a total enrollment of less than 4,000 students, narrowly beating out Siena (5,004 average attendance).

## CENTERS OF ATTENTION

The Spiders offense often runs through the center position, with Richmond big men expected to make

plays from the post and from the top of the key. Mike Walz (80) and Jonathan Beagle (53), Richmond's two returning centers, ranked 1-2 on the Spiders in assists last year. It was the seventh and eighth times Richmond has had a player 6'9" or taller register 50 or more assists in a season over the previous six years, three more than any school in Division I. Over that same span, Spider players 6'9" or taller combined for 857 assists, most in D-I.

### Most Assists by Players 6'9" or Taller

2019-20 to 2024-25 (Previous 6 Seasons)

Richmond	857
Duke	823
Rice	788
Gonzaga	751

## "SMALL GUARD U"

6'0" DeLonnie Hunt was Richmond's leading scorer (15.8 PPG) last season, and 5'10" Mikkel Tyne, now a junior, was UR's third-leading scorer (9.3 PPG). Over the previous six seasons, Spiders 6'0" or shorter have combined for 3,978 points, third most of any school in Division I.

### Most Points by Players 6'0" or Shorter

2019-20 to 2024-25 (Previous 6 Seasons)

Army	4,178
Liberty	4,167
Richmond	3,978
North Alabama	3,682

Three of Richmond's top four scorers during Chris Mooney's tenure stood 6'0" or shorter (Kevin Anderson, Jacob Gilyard, Kendall Anthony). That doesn't include 5'10" ShawnDre' Jones, who scored 1,608 points from 2013-17 and subsequently coined the term "Small Guard U" to describe UR under Mooney.

## CLASS OF 2026

Richmond signed three highly-rated recruits in November who will be freshman at UR next season:

- Point guard Sam Simmons from Olathe North High in Olathe, Kan. is a Second Team All-State selection who is the No. 2 recruit in the state of Kansas, per [247sports.com](https://247sports.com).
- Forward Dane Caldwell from Silver Creek High in Sellersburg, Ind. is a long, athletic prospect who is the No. 10 Class of 2026 recruit in Indiana, per Prep Hoops Indiana.
- Forward Chad Cook from New Hampton School in New Hampshire is the No. 7 Class of 2026 recruit in the state, per New England Recruiting Report.





# WHERE THE SPIDERS DWELL

## ROBINS CENTER

Built in 1972 through the generosity of the E. Claiborne Robins family, the Robins Center is in its 54th season as one of the premier small-school college basketball arenas in the nation.

Last season, an average crowd of 5,489 attended Richmond's home games, 83rd best among all Division I schools and the 14th straight year UR has ranked in the top 100 in attendance nationally. Richmond also had the highest attendance among any Division I school with a total enrollment under 4,000 students, edging out Siena (5,044).

In September and October, the arena's video and audio systems were completely redone, with the four corner videoboards and all of the on-court video displays being replaced and the sound system being upgraded and redesigned. In total, more than 2,600 square feet of new videobards were installed in the arena. New scoreboards were also added to the outer walls of the bowl behind each basket.

Also this offseason, the space that was the former men's basketball locker room prior to the construction of the Queally Athletics Center was completely renovated. This new courtside space will be used for pregame, halftime, and postgame team meetings for Spider basketball on game days.

The playing surface in the Robins Center is named Dick Tarrant Court after the legendary Spiders coach who led Richmond to its first five NCAA Tournament appearances.

The facility is much more than a basketball arena, however. The Robins Center has been home to addresses by world leaders, University commencements, WTA Tour events, track competitions, water polo matches, concerts, a 1992 Presidential Debate, and more.



Capacity .....	7,201
Season .....	54th
1st Game .....	12/3/1972 (L vs Maryland)
All-Time Record .....	518-245 (9-3 in 2025-26)
2024-25 Average Attendance .....	5,489
2024-25 D-I Attendance Rank .....	83rd (14th straight year in top 100)
2024-25 A-10 Attendance Rank .....	4th (behind Dayton, VCU, Saint Louis)
Best Home Record In A Season .....	15-1 (2023-24)

## QUEALLY ATHLETICS CENTER

The Queally Athletics Center is the everyday home of Spiders basketball.

Opened in October 2020, the \$15 million practice facility's centerpiece is Breed Family Practice Court. The gym includes a replica of the Robins Center court plus two additional half-courts and two more retractable baskets on the sidelines of the main court, for a total of six in the facility. Next to the court is a 20-seat theater that allows for instant review of practice film and diagramming of offensive and defensive schemes.

The Boggs Strength and Conditioning Room, used exclusively by the men's and women's basketball teams, abuts the court's endline and is separated only by a pair of see-through retractable overhead doors. A six-table Sports Medicine suite, a hydrotherapy room with two pools, and the Bugg Fueling Station all border the strength and conditioning area and form the Ball Family Training Center.

Locker rooms and lounges for the men's and women's teams are also located on the ground floor, while the second floor includes Spider Hall, the main entrance to the Queally Athletics Center. The space features a giant video board as well as entrances to Millhiser Gymnasium and the University's Student Well-Being Center, which are both adjacent to the QAC.

Head coach Chris Mooney believes that the facility has a tremendous impact on his team. "The Queally Athletics Center has transformed our entire basketball program. Our student-athletes utilize the amenities of the physical structure each and every day as prospective Spiders see the facility and anticipate their future at Richmond," said Mooney.

The facility is named for 1986 alumni Paul and Anne-Marie Queally, longtime supporters of the University of Richmond who contributed a \$7.5 million lead gift to launch the fundraising efforts for the center.



## MILLHISER GYMNASIUM (MILL-high-zer)

Now in its second century, one of the most historic and celebrated buildings on the University of Richmond campus now houses the Millhiser Student-Athlete Development Center and offices for both the men's basketball and women's basketball staffs.

The newest version of Millhiser Gymnasium opened in fall 2020 as part of the University's construction of the Queally Athletics Center and the Student Well-Being Center. A mezzanine level was installed to provide office suites for Richmond's basketball programs while the first floor, which still includes the historic gymnasium court surface, is the site of the Student-Athlete Development Center. The Center includes study and meeting spaces for student-athletes as well as offices for Richmond Athletics' Academic Services and Leadership Development departments.

Millhiser's entry hall includes a restored classroom that overlooks the Queally Athletic Center's practice court and a recruiting room with end-zone views of Robins Stadium, home of Spider football and lacrosse, as the 2020 renovation re-opened many of Millhiser's iconic arched windows, which had been bricked in for decades.

Millhiser Gymnasium opened in 1921 and was Richmond's home court between 1922 and 1946.



# INDIVIDUAL HIGHS

POINTS	24	Will Johnston at St. Bonaventure (01/07/2026)
	23	Jaden Daughtry vs George Washington (12/31/2025)
	22	AJ Lopez vs Charleston So. (12/28/2025)
	20	AJ Lopez at Saint Louis (01/17/2026)
	20	Will Johnston at Fordham (01/04/2026)
FIELD GOALS MADE	20	Will Johnston vs George Washington (12/31/2025)
	9	Jaden Daughtry vs George Washington (12/31/2025)
FIELD GOAL ATTEMPTS	8	Mike Walz vs Old Dominion (12/06/2025)
	14	AJ Lopez at Saint Louis (01/17/2026)
FIELD GOAL PERCENTAGE (min 5 made)	14	AJ Lopez vs La Salle (01/14/2026)
	.857 (6-7)	Jonathan Beagle vs La Salle (01/14/2026)
3 PT FG MADE	.857 (6-7)	Mike Walz vs The Citadel (12/20/2025)
	6	David Thomas at Belmont (12/03/2025)
3 PT FG ATTEMPTS	5	Will Johnston vs George Washington (12/31/2025)
	10	Will Johnston vs George Washington (12/31/2025)
3 PT FG PERCENTAGE (min 2 made)	10	Will Johnston vs William & Mary (11/11/2025)
	1.000 (4-4)	Mike Walz at Fordham (01/04/2026)
	1.000 (3-3)	AJ Lopez at Fordham (01/04/2026)
	1.000 (2-2)	Will Harper III at Saint Louis (01/17/2026)
	1.000 (2-2)	Jaden Daughtry vs La Salle (01/14/2026)
	1.000 (2-2)	AJ Lopez at St. Bonaventure (01/07/2026)
	1.000 (2-2)	Collin Tanner at St. Bonaventure (01/07/2026)
	1.000 (2-2)	Jaden Daughtry at Fordham (01/04/2026)
	1.000 (2-2)	Jaden Daughtry vs George Washington (12/31/2025)
	1.000 (2-2)	AJ Lopez vs Charleston So. (12/28/2025)
	1.000 (2-2)	Mike Walz vs The Citadel (12/20/2025)
	1.000 (2-2)	Jaden Daughtry vs Charlotte (N) (11/28/2025)
	1.000 (2-2)	Mike Walz vs VMI (11/19/2025)
	1.000 (2-2)	Will Johnston vs VMI (11/19/2025)
FREE THROWS MADE	14	AJ Lopez vs Charleston So. (12/28/2025)
	10	AJ Lopez vs William & Mary (11/11/2025)
FREE THROW ATTEMPTS	14	AJ Lopez vs Charleston So. (12/28/2025)
	13	Aiden Argabright vs Old Dominion (12/06/2025)
FREE THROW PERCENTAGE (min 3 made)	1.000 (14-14)	AJ Lopez vs Charleston So. (12/28/2025)
	1.000 (9-9)	Will Johnston at St. Bonaventure (01/07/2026)
	1.000 (7-7)	Aiden Argabright vs East Carolina (11/08/2025)
	1.000 (6-6)	AJ Lopez vs George Washington (12/31/2025)
	1.000 (6-6)	Aiden Argabright vs Charleston So. (12/28/2025)
	1.000 (5-5)	AJ Lopez at Saint Louis (01/17/2026)
	1.000 (5-5)	AJ Lopez vs Southern Ill. (12/13/2025)
	1.000 (4-4)	David Thomas vs The Citadel (12/20/2025)
	1.000 (4-4)	AJ Lopez at Elon (12/17/2025)
	1.000 (4-4)	Jaden Daughtry at Elon (12/17/2025)
	1.000 (4-4)	Will Johnston vs Southern Ill. (12/13/2025)
	1.000 (4-4)	Aiden Argabright at Belmont (12/03/2025)
	1.000 (4-4)	AJ Lopez vs VMI (11/19/2025)
	1.000 (3-3)	Aiden Argabright at Fordham (01/04/2026)
	1.000 (3-3)	Will Johnston vs George Washington (12/31/2025)
REBOUNDS	12	Will Johnston vs La Salle (01/14/2026)
	10	Mike Walz at St. Bonaventure (01/07/2026)
	10	Jonathan Beagle vs Charlotte (N) (11/28/2025)
	10	Mike Walz vs Furman (N) (11/27/2025)
	10	Mike Walz vs Gardner-Webb (11/22/2025)
	10	Jonathan Beagle vs William & Mary (11/11/2025)
ASSISTS	6	Will Johnston at Fordham (01/04/2026)
	6	Mike Walz vs Furman (N) (11/27/2025)
STEALS	4	Jaden Daughtry vs The Citadel (12/20/2025)
	3	Will Johnston at Saint Louis (01/17/2026)
	3	AJ Lopez at Fordham (01/04/2026)
	3	AJ Lopez vs The Citadel (12/20/2025)
	3	Apostolos Roumoglou at Elon (12/17/2025)
	3	David Thomas vs VMI (11/19/2025)
BLOCKED SHOTS	3	Aiden Argabright vs Southern Va. (11/05/2025)
	3	Mike Walz vs La Salle (01/14/2026)
	3	Mike Walz at St. Bonaventure (01/07/2026)
	3	Mike Walz vs Southern Ill. (12/13/2025)
	3	Apostolos Roumoglou vs Old Dominion (12/06/2025)
TURNOVERS	5	Mike Walz vs Charleston So. (12/28/2025)
	4	Will Johnston at Elon (12/17/2025)
	4	Jaden Daughtry at Belmont (12/03/2025)
	4	Mike Walz vs Furman (N) (11/27/2025)
	4	Will Harper III at Saint Louis (01/17/2026)
FOULS	4	Aiden Argabright at Saint Louis (01/17/2026)
	4	Mike Walz at Fordham (01/04/2026)
	4	Aiden Argabright at Fordham (01/04/2026)
	4	Mikkel Tyne vs Charleston So. (12/28/2025)
	4	Mikkel Tyne vs The Citadel (12/20/2025)
	4	Mike Walz at Elon (12/17/2025)
	4	Aiden Argabright vs Southern Ill. (12/13/2025)
	4	Mikkel Tyne vs Southern Ill. (12/13/2025)
	4	AJ Lopez vs Charlotte (N) (11/28/2025)
	4	Jonathan Beagle vs Charlotte (N) (11/28/2025)
	4	Jonathan Beagle vs Furman (N) (11/27/2025)
	4	Jaylen Robinson vs VMI (11/19/2025)
	4	Aiden Argabright vs William & Mary (11/11/2025)
	4	Jonathan Beagle vs East Carolina (11/08/2025)
	4	Mike Walz vs East Carolina (11/08/2025)
	4	AJ Lopez vs Southern Va. (11/05/2025)

## BIG GAMES

### 20-POINT GAMES

NAME	CAREER	LAST
Will Johnston	19 (16 before UR)	24 (St. Bona, 1/7/26)
AJ Lopez	9 (7 at Maine)	20 (Saint Louis, 1/17/26)
Jaden Daughtry	7 (6 at Indiana St)	23 (GW, 12/31/25)
Jonathan Beagle	4 (3 at Albany)	23 (Bucknell, 11/16/24)
David Thomas	4 (4 at Mercer)	27 (The Citadel, 3/8/24)
Mike Walz	1	20 (Loyola, 2/11/25)
Mikkel Tyne	1	22 (Ball St, 11/27/24)

### DOUBLE-FIGURE SCORING GAMES

NAME	CAREER	LAST
Will Johnston	64 (57 before UR)	24 (St. Bona, 1/7/26)
Jonathan Beagle	51 (37 at Albany)	13 (La Salle, 1/14/26)
AJ Lopez	51 (37 before UR)	20 (Saint Louis, 1/17/26)
Jaden Daughtry	35 (23 at Indiana St)	11 (La Salle, 1/14/26)
David Thomas	26 (22 before UR)	10 (St. Joe's, 1/11/26)
Mikkel Tyne	20	10 (St. Bona, 1/7/26)
Mike Walz	17	14 (La Salle, 1/14/26)
Aiden Argabright	12	15 (St. Joe's, 1/11/26)
Collin Tanner	6	10 (St. Bona, 1/7/26)
Apostolos Roumoglou	4	12 (Elon, 12/17/25)
Will Harper III	1	17 (Saint Louis, 1/17/26)

### DOUBLE-FIGURE REBOUNDING GAMES

NAME	CAREER	LAST
Jonathan Beagle	19 (17 at Albany)	10 (Charlotte, 11/28/25)
Mike Walz	6	10 (St. Bona, 1/7/26)
Apostolos Roumoglou	3	10 (SLU, 1/18/25)
Will Johnston	1	12 (La Salle, 1/14/26)
Jaden Daughtry	1 (1 at Indiana St)	11 (So. Indiana, 12/9/23)

### DOUBLE-FIGURE ASSIST GAMES

NAME	CAREER	LAST
Will Johnston	2 (2 at UTRGV)	10 (Abilene Christian, 1/11/23)

### DOUBLE-DOUBLES

NAME	CAREER	LAST
Jonathan Beagle	17 (16 at Albany)	10 Pts, 10 Reb (11/11/25)
Mike Walz	2	11 Pts, 11 Reb (2/19/25)
Will Johnston	2 (2 at UTRGV)	19 Pts, 10 Ast (1/11/23)
Jaden Daughtry	1 (1 at Indiana St)	15 Pts, 11 Reb (12/9/23)

## SPIDERS IN OVERTIME

All-Time Record: 81-61  
2025-26 OT Record: 1-0  
Last OT Game: W vs SIU, 93-84, 12/13/25  
Last OT Win: W vs SIU, 93-84, 12/13/25  
Last OT Loss: L at Dayton, 74-64 (2 OT), 3/1/25  
Double OT Record: 12-14  
Last 2OT Game: L at Dayton, 74-64, 3/1/25  
Triple OT Record: 8-1  
Last 3OT Game: L vs. Saint Louis, 85-72, 2/8/09  
Home OT Record: 43-22  
Last Home OT Game: W vs SIU, 93-84, 12/13/25  
Road OT Record: 28-34  
Last Road OT Game: L at Dayton, 74-64 (2 OT), 3/1/25  
Neutral OT Record: 10-5  
Last Neutral OT Game: L vs Syracuse, 74-71, 11/21/22

## SPIDERS BY THE NUMBERS

10 NCAA Tournament Appearances  
7 Conference Tournament Titles  
7 Conference Regular Season Titles  
9 NCAA Tournament Wins/2 Sweet Sixteens  
9 NCAA tourney wins when seeded 12th or higher  
(3 more than any other school)  
1st 15-seed to beat a 2-seed (1991 vs Syracuse)  
39 Professional Players under Chris Mooney  
16 Wins over Top 25 since 2008



# TEAM GAME-BY-GAME

Opponent	Date	Score	W	Total		3-Pointers		Free throws		Rebounds											
				FG-FGA	PCT	3FG-3FGA	PCT	FT-FTA	PCT	OFF	DEF	TOT	AVG	PF	A	TO	BLK	STL	PTS	AVG	
Southern Va.	11/05/2025	84-56	W	30-70	.429	7-34	.206	17-22	.773	14	33	47	47.0	22	18	6	3	13	84	84.0	
East Carolina	11/08/2025	87-72	W	26-50	.520	6-22	.273	29-36	.806	4	29	33	40.0	24	16	11	1	7	87	85.5	
William & Mary	11/11/2025	90-86	W	23-64	.359	9-32	.281	35-46	.761	22	31	53	44.3	24	12	15	1	5	90	87.0	
VMI	11/19/2025	87-54	W	33-59	.559	12-24	.500	9-14	.643	9	27	36	42.3	19	21	10	3	12	87	87.0	
Gardner-Webb	11/22/2025	102-67	W	38-73	.521	13-31	.419	13-18	.722	15	31	46	43.0	13	22	9	3	9	102	90.0	
vs Furman	11/27/2025	72-73	L	24-59	.407	9-27	.333	15-17	.882	14	22	36	41.8	21	15	17	1	9	72	87.0	
vs Charlotte	11/28/2025	71-66	W	22-48	.458	7-21	.333	20-34	.588	9	28	37	41.1	19	11	11	1	4	71	84.7	
at Belmont	12/03/2025	84-76	W	27-55	.491	14-25	.560	16-20	.800	3	29	32	40.0	14	14	12	3	8	84	84.6	
Old Dominion	12/06/2025	86-77	W	32-66	.485	4-14	.286	18-28	.643	11	34	45	40.6	16	16	7	7	2	86	84.8	
Southern Ill.	12/13/2025	93-84	Wot	32-63	.508	9-26	.346	20-27	.741	2	27	29	39.4	23	14	13	5	10	93	85.6	
at Elon	12/17/2025	70-73	L	24-53	.453	12-29	.414	10-10	1.000	11	22	33	38.8	18	17	20	2	6	70	84.2	
The Citadel	12/20/2025	80-56	W	29-56	.518	9-30	.300	13-19	.684	9	25	34	38.4	13	17	8	2	9	80	83.8	
Charleston So.	12/28/2025	72-77	L	20-59	.339	7-18	.389	25-29	.862	10	29	39	38.5	16	10	9	2	11	72	82.9	
George Washington	12/31/2025	85-99	L	28-57	.491	12-28	.429	17-21	.810	10	16	26	37.6	18	15	8	1	6	85	83.1	
at Fordham	01/04/2026	83-75	W	28-57	.491	13-19	.684	14-18	.778	7	17	24	36.7	22	21	4	0	7	83	83.1	
at St. Bonaventure	01/07/2026	89-80	W	29-55	.527	8-19	.421	23-30	.767	10	29	39	36.8	14	16	10	4	7	89	83.4	
Saint Joseph's	01/11/2026	65-67	L	22-64	.344	10-25	.400	11-16	.688	8	29	37	36.8	8	10	7	2	6	65	82.4	
La Salle	01/14/2026	74-53	W	28-57	.491	8-19	.421	10-14	.714	5	33	38	36.9	12	15	6	4	6	74	81.9	
at Saint Louis	01/17/2026	63-88	L	20-59	.339	6-20	.300	17-21	.810	9	22	31	36.6	16	9	10	3	8	63	80.9	
Total		1537		515-1124	.458	175-463	.378	332-440	.755	182	513	695	36.6	332	289	193	48	145	1537	80.9	
Opponents		1379		485-1130	.429	162-523	.310	247-363	.680	200	483	683	35.9	347	222	240	51	97	1379	72.6	

## Richmond Averages

Games Played	Points/game	FG Pct	3FG Pct	FT Pct	Rebounds/game	Assists/game	Turnovers/game	Assist/Turnover ratio	Steals/game	Blocks/game
19	80.9	45.8	37.8	75.5	36.6	15.2	10.2	1.5	7.6	2.5

# OPPONENT GAME-BY-GAME

Opponent	Date	Score		Total		3-Pointers		Free throws		Rebounds											
				FG-FGA	PCT	3FG-3FGA	PCT	FT-FTA	PCT	OFF	DEF	TOT	AVG	PF	A	TO	BLK	STL	PTS	AVG	
Southern Va.	11/05/2025	84-56	W	15-48	.313	5-24	.208	21-29	.724	5	28	33	33.0	17	5	17	1	3	56	56.0	
East Carolina	11/08/2025	87-72	W	23-54	.426	4-20	.200	22-31	.710	8	23	31	32.0	25	8	13	2	5	72	64.0	
William & Mary	11/11/2025	90-86	W	25-63	.397	11-37	.297	25-31	.806	9	27	36	33.3	30	16	7	3	9	86	71.3	
VMI	11/19/2025	87-54	W	18-49	.367	8-31	.258	10-20	.500	9	20	29	32.3	15	6	16	4	3	54	67.0	
Gardner-Webb	11/22/2025	102-67	W	23-59	.390	14-31	.452	7-11	.636	7	23	30	31.8	15	12	17	4	2	67	67.0	
vs Furman	11/27/2025	72-73	L	28-54	.519	8-25	.320	9-21	.429	12	22	34	32.2	11	15	16	5	7	73	68.0	
vs Charlotte	11/28/2025	71-66	W	22-51	.431	6-26	.231	16-24	.667	6	22	28	31.6	22	5	9	3	4	66	67.7	
at Belmont	12/03/2025	84-76	W	29-62	.468	11-34	.324	7-15	.467	10	27	37	32.3	18	15	15	2	7	76	68.8	
Old Dominion	12/06/2025	86-77	W	27-72	.375	7-29	.241	16-20	.800	13	28	41	33.2	21	10	7	3	4	77	69.7	
Southern Ill.	12/13/2025	93-84	Wot	30-69	.435	4-13	.308	20-25	.800	15	33	48	34.7	27	14	22	0	7	84	71.1	
at Elon	12/17/2025	70-73	L	26-56	.464	10-25	.400	11-16	.688	11	17	28	34.1	9	10	13	2	10	73	71.3	
The Citadel	12/20/2025	80-56	W	22-55	.400	8-25	.320	4-7	.571	9	23	32	33.9	16	11	16	2	6	56	70.0	
Charleston So.	12/28/2025	72-77	L	26-65	.400	10-37	.270	15-23	.652	16	31	47	34.9	21	10	13	4	6	77	70.5	
George Washington	12/31/2025	85-99	L	34-58	.586	17-33	.515	14-15	.933	9	20	29	34.5	21	21	10	4	5	99	72.6	
at Fordham	01/04/2026	83-75	W	27-57	.474	5-21	.238	16-24	.667	18	25	43	35.1	15	15	13	1	1	75	72.7	
at St. Bonaventure	01/07/2026	89-80	W	32-71	.451	8-28	.286	8-13	.615	14	21	35	35.1	19	11	7	2	1	80	73.2	
Saint Joseph's	01/11/2026	65-67	L	27-64	.422	10-31	.323	3-6	.500	9	33	42	35.5	12	15	11	4	5	67	72.8	
La Salle	01/14/2026	74-53	W	21-62	.339	6-23	.261	5-9	.556	8	26	34	35.4	13	6	9	2	5	53	71.7	
at Saint Louis	01/17/2026	63-88	L	30-61	.492	10-30	.333	18-23	.783	12	34	46	35.9	20	17	9	3	7	88	72.6	
Total		1379		485-1130	.429	162-523	.310	247-363	.680	200	483	683	35.9	347	222	240	51	97	1379	72.6	
Richmond		1537		515-1124	.458	175-463	.378	332-440	.755	182	513	695	36.6	332	289	193	48	145	1537	80.9	

## Opponents Averages

Games Played	Points/game	FG Pct	3FG Pct	FT Pct	Rebounds/game	Assists/game	Turnovers/game	Assist/Turnover ratio	Steals/game	Blocks/game
19	72.6	42.9	31.0	68.0	35.9	11.7	12.6	0.9	5.1	2.7





# SPECIALTY STATS

DATE	OPPONENT	PTS/TO	PAINT	2ND CHANCE	FAST BREAK	BENCH	TIES	LEAD CHANGES	LEADING	TRAILING	LEAD LOST/DEFICIT OVERCOME
11/5	So. Virginia	18	40	14	18	47	1	1	35:32	1:57	Trailed by 2 (1st - 19:33)
11/8	East Carolina	17	36	5	18	57	1	1	31:16	7:22	Trailed by 5 (1st - 14:31)
11/11	William & Mary	13	24	25	9	31	7	12	25:35	12:17	Trailed by 5 (1st - 9:13)
11/19	VMI	15	34	9	13	50	0	0	39:32	0:00	--
11/22	Gardner-Webb	21	50	15	19	58	0	2	38:47	0:17	Trailed by 1 (1st - 18:54)
11/27	Furman	8	28	7	15	33	0	1	1:19	38:21	Led by 3 (1st - 19:40)
11/28	Charlotte	10	22	8	14	34	0	0	38:31	0:00	--
12/3	Belmont	14	16	3	9	25	4	14	21:02	16:38	Trailed by 9 (1st - 8:51)
12/6	Old Dominion	10	50	14	22	51	9	11	33:13	3:23	Trailed by 2 (1st - 19:21)
12/13	Southern Illinois	26	36	3	10	47	4	8	28:54	13:30	Trailed by 9 (2nd - 18:19)
12/17	Elon	15	14	11	4	30	13	12	25:10	7:08	Led by 9 (2nd - 18:57)
12/20	The Citadel	18	28	6	17	36	1	0	39:14	0:00	--
12/28	Charleston Southern	16	16	2	29	41	8	8	4:34	33:10	Led by 2 (2nd - 15:08)
12/31	George Washington	9	22	8	11	25	4	0	0:00	38:21	--
1/4	Fordham	20	24	10	17	23	1	6	26:18	12:41	Trailed by 6 (2nd - 15:34)
1/7	St. Bonaventure	11	34	12	28	28	1	2	37:23	0:40	Trailed by 1 (1st - 17:02)
1/11	Saint Joseph's	18	8	8	11	34	0	0	0:00	39:38	--
1/14	La Salle	20	26	6	12	31	3	1	37:25	0:22	Trailed by 2 (1st - 19:40)
1/17	Saint Louis	12	20	13	10	31	0	0	0:00	38:42	--

# TEAM PHOTO



Seated (L to R): Collin Tanner, Will Harper III, David Thomas, Aiden Argabright, Mikkel Tyne, Will Johnston, Kirby Mooney, Jaylen Robinson  
 Standing (L to R): Abraham Sidden, Matthew Aronowitz, Jaden Daughtry, Apostolos Roumoglou, Bryson McGlothlin, Mike Walz, Dylan Homenick, Jonathan Beagle, Donovan Richardson, AJ Lopez, Chris Beach,



# SPIDER BITES

Here's what you really need to know about the 2025-26 Spiders.

For starters, their names are their names. Among Spiders who admitted to having a nickname, nearly all of them were simply their initials or something similar, with two notable exceptions: Bryson McGlothlin will answer to B-Magic, and Will Harper III at times goes by Whoppa.

Like most of Gen Z, this year's Spiders enjoy their screen time. But what they like to watch is as varied as the players themselves. A total of 15 different movies were named when the 16 Spiders were asked to pick their favorite, with only 1995's Friday receiving multiple votes (Aiden Argabright and AJ Lopez). Other 90s classics picked by the Spiders (all of whom were born in the 21st century) include Rudy (Kirby Mooney), Good Will Hunting (Dylan Homenick), and Boyz in the Hood (Collin Tanner). In terms of favorite TV shows, only two received more than one vote: The Office (K. Mooney and Homenick) and Rick and Morty (Argabright and Will Johnston).

There's more agreement about their favorite TV show when they were a child in the pre-streaming days. Six different players named SpongeBob SquarePants, and Phineas and Ferb also earned votes from a pair of international Spiders (Apostolos Roumoglou and Mikkel Tyne).



Not surprisingly, basketball is the subject of the Spiders favorite podcasts and their favorite video games. More than half of Richmond's roster picked a basketball-affiliated option when asked to select their favorite podcast. Club 520, the podcast hosted by former NBA player Jeff Teague, was named by five players, while Curious Mike (Michael Porter Jr.'s podcast), Gil's Arena (Gilbert Arenas), Podcast P (Paul George), and Spiders Sound Off (Richmond basketball fan podcast) each earned a vote. When it came to preferred video games, seven players picked NBA 2K as their favorite, narrowly edging out Call of Duty (four players), with a conflicted Bryson McGlothlin splitting his vote between the top two options.



Richmond's two Canadians (Tyne and Homenick) unsurprisingly picked the Toronto Raptors as their favorite NBA team, while DMV products Will Harper III and Donovan Richardson chose the Washington Wizards. But the most popular choice, with four selections, was the Los Angeles Lakers, who play their home games approximately 2,600 miles west of the Robins Center. Perhaps a certain King might have something to do with that, as 10 Spiders picked LeBron James as the NBA's Greatest of All-Time. That includes Jayden Daughtry, who not only chose James but also said his favorite NBA team is simply "LeBron's team."

There's less agreement when the Spiders weigh in on sports other than basketball. No athlete was mentioned by more than two Spiders when the team was asked to pick its favorite non-basketball athlete, with Tiger Woods, Tom Brady, and Lamar Jackson each being named twice. Football was the most popular choice when the team was asked to pick which sport they are best at other than basketball, with Jaden Daughtry, Jaylen Robinson, Bryson McGlothlin, Kirby Mooney, and David Thomas all saying they have skills on the gridiron. Baseball was second with three votes, followed by a variety of sports named by a single Spider each, including volleyball (Apostolos Roumoglou), track (Aiden Argabright), soccer (Mikkel Tyne), rugby (Will Johnston), pickleball (Donovan Richardson), hockey (Dylan Homenick), golf (Mike Walz, a scratch golfer), and cricket (Will Harper III).

Regardless of their skills outside of basketball, it's safe to say that the Spiders feel most comfortable on the hardwood. When representing UR on the court, this year's Spiders opt for Richmond's white jerseys, the preferred uniform of nine current players, more than both blue (five) and red (two) combined.



Daughtry



Robinson

## UNIVERSITY OF RICHMOND FACTS

• **Ranked 22nd among "Best Liberal Arts Colleges" by US News & World Report (ranked in top 25 each of last 9 years)**

*According to the Princeton Review, Richmond is:*

- **Ranked 3rd for "Best Campus Food"**
- **Ranked 7th for "Best Athletic Facilities" & "Best-Run Colleges"**
- **Ranked 8th for "Best Quality of Life" & "Best Career Services"**
- **Ranked 9th for "Best Classroom Experience"**
- **Ranked 13th for "Most Accessible Professors"**

**Robins Business School ranked 17th in nation (Poets & Quants)**

**8:1 faculty-staff ratio; two-thirds of classes have < 20 students**

**University endowment valued at more than \$3.3 billion**

**Founded in 1830, sixth oldest school in Virginia**

## UNIVERSITY OF RICHMOND ALUMNI

**Kenny Atkinson** Cleveland Cavaliers Head Coach, 2025 NBA Coach of the Year

**Sean Casey** Three-Time MLB All-Star, nicknamed "The Mayor"

**Joe Douglas** Former New York Jets General Manager

**Tim Finchem** Former PGA TOUR Commissioner

**Douglas Freeman** Historian, 2-time Pulitzer Prize winner

**Tim Hightower** Former NFL Running Back

**Melanie Healey** Former Procter & Gamble President

**Brian Jordan** Former MLB & NFL Player

**Todd McShay** Former ESPN NFL Draft Analyst

**Leland Melvin** NASA Astronaut

**Johnny Newman** Former NBA Player (UR's all-time leading scorer)

**Lil Dicky** Rapper & star of FX's Dave

**Wesley Schultz** Founder, guitarist, and lead vocalist of *The Lumineers*

# MOONEY AMONG A-10 LEADERS

## MOST TOTAL WINS BY COACH ATLANTIC 10 HISTORY

	WINS	YEARS
1. John Chaney (Temple)	516	1982-2006
2. Phil Martelli (Saint Joseph's)	424	1995-2019
3. Chris Mooney (Richmond)	371	2005-pres.

## MOST CONFERENCE WINS BY COACH ATLANTIC 10 HISTORY

	WINS	YEARS
1. John Chaney (Temple)	295	1982-2006
2. Phil Martelli (Saint Joseph's)	218	1995-2019
3. Chris Mooney (Richmond)	183	2005-pres.







# CHRIS MOONEY

## HEAD COACH

### 21st SEASON

### PRINCETON, 1994

In his first 20 seasons at Richmond, Chris Mooney has led the Spiders to their only two Atlantic 10 tournament championships (2011, 2022), their only Atlantic 10 regular season championship (2024), three NCAA Tournaments, eight 20-win seasons, and 10 postseason appearances while amassing 358 wins, more than any other coach in program history.

Mooney ranks among the longest-tenured and most successful coaches ever in the Atlantic 10. His 21 seasons with the Spiders mark the third-longest tenure by a coach at a single school in conference history (John Chaney - 24 seasons at Temple; Phil Martelli - 24 seasons at Saint Joseph's). In his first 20 seasons at Richmond, Mooney recorded 180 conference wins, tied for the third most in A-10 history, and 358 total wins, third in Atlantic 10 history. Mooney is one of 11 coaches to win multiple A-10 tournament titles, and only four coaches have won more A-10 tournament championships than Mooney's two: John Chaney (6), John Calipari (5), Phil Martelli (3), and Fran Dunphy (3).

In 2024-25, the Spiders featured nine newcomers, the most for Mooney in his 20 seasons at UR, and one returning starter, tied for the fewest the program has had under Mooney. DeLonnie Hunt, Richmond's captain and its sole returning starter, fractured his foot on Jan. 8 and missed the next 15 games. Richmond went 3-12 during that stretch and finished the year 10-22 overall.

The 2023-24 Spiders stormed to the program's first regular season title since joining the Atlantic 10 in 2001, winning a program-record 15 conference games along the way and earning consensus A-10 Coach of the Year honors for Mooney and recognition as a finalist for the Jim Phelan Award, given to the National Coach of the Year. Richmond finished 15-1 at home, its best record in the Robins Center since the arena opened in 1972. Jordan King was named A-10 Co-Player of the Year, First Team All-Conference, and selected to the A-10's All-Academic Team, Dji Bailey was a co-winner of the Chris Daniels Award, given to the A-10's Most Improved Player, and Neal Quinn was named Second Team All-Conference as the Spiders dominated the league's end-of-year honors. Richmond finished the year 23-10, tied for the sixth-most wins in a season in program history.

Mooney's season ended prematurely in 2022-23, when on February 17 he announced that he was stepping away from the program to have heart surgery. At the time of his announcement, the Spiders were 13-14 overall. Mooney underwent a successful procedure to remove an aortic aneurysm at the University of Virginia Medical Center and was back in the office that April.

In 2021-22, Mooney and the Spiders captured the second A-10 title in program history and upset Big Ten champion Iowa in the First Round of the NCAA Tournament. Richmond won four games in four days to win the Atlantic 10 and earned a 12 seed in the Midwest Region of the NCAA Tournament. Days after being named Most Outstanding Player of the A-10 Tournament, Jacob Gilyard led all players with 24 points and six assists as UR defeated the Hawkeyes to secure the sixth trip to the Second Round of the NCAA Tournament in program history. After setting the NCAA Division I career steals record in December, Gilyard was a semifinalist for the Naismith National Defensive Player of the Year, a Lefty Driesell Defensive All-American, and the Virginia State Defensive Player of the Year. In April, he won the Senior CLASS Award as the top senior or graduate student-athlete in NCAA Division I Men's Basketball. Grant Golden finished his Spiders career with the second-most points (2,246), third-most rebounds (1,015), and fourth-most assists (476) in Spiders history.

Mooney and the Spiders posted a 14-9 record in the COVID-shortened 2020-21 season and advanced to the quarterfinals of the NIT. Richmond opened the season by winning the Bluegrass Showcase in Lexington, Ky. The Spiders beat 10th-ranked Kentucky in the final game for the program's first road win ever vs a team in the top 10 of the Associated Press Poll. UR rose as high as 19th in the AP Top 25 during its 4-0 start, the best ranking for the Spiders since December 1957.

In 2019-20, Mooney was on the verge of taking the Spiders to the NCAA Tournament when the postseason was canceled due to COVID-19. The Spiders went 24-7, tying the school record for regular-season wins, and finished second in the Atlantic 10 at 14-4. The Spiders received votes in the AP Top 25 six times, including a season-high six in the final poll of the season.

In 2016-17, the Spiders swept the two major Atlantic 10 awards, with senior T.J. Cline winning A-10 Player of the Year and freshman De'Monte Buckingham earning Rookie of the Year honors. In 2014-15, Richmond was one of the "Last Four Out" of the NCAA Tournament at-large field, thereby securing the No. 1 seed and home-court advantage in the NIT, where they would reach the tournament's quarterfinals.

In 2010-11, Richmond won the A-10 Tournament for UR's first Atlantic 10 title. The Spiders would advance to the second Sweet 16 in program history by downing Vanderbilt and Morehead State in the NCAA Denver Subregional. Richmond finished 29-8, set a school record for wins, and finished 21st in the coaches poll. In 2009-10, Richmond earned its first NCAA bid since 2004, garnering a seven seed before falling in the first round of the tournament. Mooney was named the 2010 Sporting News Atlantic 10 Coach of the Year, and was a finalist for the 2010 Jim Phelan National Coach of the Year Award. The Spiders finished the season ranked 24th in the final AP Top 25. During those seasons, the Spiders were led by Kevin Anderson, a 2010 Associated Press All-America Honorable Mention and 2010 Atlantic 10 Player of the Year, and Justin Harper, a 2011 Lute Olson All-American and First Team All-Atlantic 10 selection. Harper went on to a 3-year NBA career, making him one of 39 of Mooney's former players who have gone on to play professionally in either the NBA, the G League, or overseas.

Mooney previously coached at Air Force for five seasons: three as an assistant, one as an associate head coach and his final season as head coach. In 2004-05, Mooney led the Falcons to an 18-12 record and votes in the national polls.

Mooney began coaching at the high school level, taking a job at Lansdale Catholic High School in Lansdale, Pa., in 1994. His first college coaching experience came at Division III Beaver College, now known as Arcadia University. Mooney is married to the former Lia Chomat, a Princeton graduate who also has a doctorate in psychology from Penn. The couple has two sons, Danny and Ryan.

#### COACHING HONORS

2024 Atlantic 10 Coach of the Year  
2024 Jim Phelan National Coach of the Year Finalist  
2024 NABC District 4 (A-10) Coach of the Year  
2010 Sporting News Atlantic 10 Coach of the Year  
2010 Jim Phelan National Coach of the Year Finalist

#### POSTSEASON ACCOMPLISHMENTS

2024 NIT  
2024 Atlantic 10 Regular Season Champions  
2022 NCAA Second Round  
2022 Atlantic 10 Champions  
2021 NIT Quarterfinals  
2017 NIT Quarterfinals  
2015 NIT Quarterfinals  
2013 CBI Quarterfinals  
2011 NCAA Sweet 16  
2011 Atlantic 10 Champions  
2010 NCAA First Round  
2009 CBI Semifinals  
2008 CBI First Round

#### AS A D-I HEAD COACH

YEAR	SCHOOL	RECORD	CONF.	FINISH
2025-26	Richmond	13-6	3-3	n/a
2024-25	Richmond	10-22	5-13	t-13th
2023-24	Richmond	23-10	15-3	1st
2022-23	Richmond*	13-14	6-8	n/a
2021-22	Richmond	24-13	10-8	6th
2020-21	Richmond	14-9	6-5	8th
2019-20	Richmond	24-7	14-4	2nd
2018-19	Richmond	13-20	6-12	t-10th
2017-18	Richmond	12-20	9-9	t-5th
2016-17	Richmond	22-13	13-5	t-3rd
2015-16	Richmond	16-16	7-11	9th
2014-15	Richmond	21-14	12-4	4th
2013-14	Richmond	19-14	8-8	7th
2012-13	Richmond	19-15	8-8	t-8th
2011-12	Richmond	16-16	7-9	t-9th
2010-11	Richmond	29-8	13-3	3rd
2009-10	Richmond	26-9	13-3	3rd
2008-09	Richmond	20-16	9-7	t-5th
2007-08	Richmond	16-15	9-7	t-4th
2006-07	Richmond	8-22	4-12	t-12th
2005-06	Richmond	13-17	6-10	t-11th
2004-05	Air Force	18-12	9-5	3rd
Richmond (2005-pres.)		371-296 (.556)	183-153 (.545)	
Air Force (2004-05)		18-12 (.600)	9-5 (.643)	
Career Record (D-I only)		389-308 (.558)	192-158 (.549)	

\* Left team on Feb. 17 to undergo heart surgery

Head Coach, Richmond, 2005-present  
Head Coach, Air Force, 2004-05  
Associate Head Coach, Air Force, 2003-04  
Assistant Coach, Air Force, 2000-03  
Head Coach, Arcadia University (Div III), 1997-00

#### AS A PLAYER

A 1994 graduate with a B.A. in English, Mooney led Princeton to two Ivy League titles. He totaled 1,071 points and started all 107 games in his career.





# #1 MIKKEL TYNE

mik-KELL tine (rhymes with sign)

JUNIOR | GUARD

5'10" | 180 LBS

TORONTO, ONTARIO

BISHOP WALSH (MD)



[LINK TO FULL BIO](#)



### CAREER HIGHS

Statistic	Value	
Points	22	vs Ball St. 11/27/24
Rebounds	7	vs Loyola Chicago 02/11/25, at Dayton 03/01/25
Assists	5	at Saint Joseph's 02/22/25
Steals	4	vs Siena 11/11/23, at George Washington 01/29/25, at Bucknell 11/16/24
FG Made	8	vs Ball St. 11/27/24, vs Fordham 02/15/25
FG Attempts	16	vs VCU 02/25/25, vs Fordham 02/15/25
3FG Made	5	at La Salle 02/19/25, vs Florida 12/09/23
3FG Attempts	8	vs Fordham 02/15/25, vs Ball St. 11/27/24
FT Made	6	vs Loyola Chicago 02/11/25
FT Attempts	6	vs Loyola Chicago 02/11/25

### CAREER STATS

				Field Goals		3-Point		F-Throws		Rebounds				Scoring						
SEASON	TEAM	GP-GS	MIN/AVG	FG-FGA	FG%	3FG-3FGA	3FG%	FT-FTA	FT%	OFF	DEF	TOT	AVG	PF-FO	A	TO	BLK	STL	PTS	AVG
2023-24	UR	33-11	561/17.0	48-150	.320	21-78	.269	15-18	.833	7	63	70	2.1	40-1	28	17	0	17	132	4.0
2024-25	UR	32-32	1009/31.5	113-295	.383	38-140	.271	32-41	.780	16	56	72	2.3	77-2	45	51	0	33	296	9.3
2025-26	UR	18-18	360/20.0	36-96	.375	22-60	.367	9-15	.600	1	20	21	1.2	37-0	31	16	0	14	103	5.7
TOTAL		83-61	1930/23.2	197-541	.364	81-278	.291	56-74	.757	24	139	163	2.0	154-3	104	84	0	64	531	6.4

### GAMELOGS

Opponent	Date	GS	MIN	Total		3-Pointers		Free throws		Rebounds				PF	A	TO	BLK	STL	PTS	AVG
				FG-FGA	PCT	3FG-3FGA	PCT	FT-FTA	PCT	OFF	DEF	TOT	AVG							
Southern Va.	11/05/2025	*	16:47	4-7	.571	2-5	.400	0-0	.000	0	1	1	1.0	2	1	0	0	2	10	10.0
East Carolina	11/08/2025	*	26:08	3-7	.429	2-4	.500	0-0	.000	0	0	0	0.5	3	2	2	0	1	8	9.0
William & Mary	11/11/2025	*	23:16	3-8	.375	2-6	.333	0-0	.000	1	2	3	1.3	3	1	2	0	1	8	8.7
VMI	11/19/2025	*	13:33	2-4	.500	1-3	.333	0-0	.000	0	0	0	1.0	2	3	2	0	2	5	7.8
Gardner-Webb	11/22/2025	*	22:26	4-9	.444	1-4	.250	0-2	.000	0	3	3	1.4	1	3	1	0	2	9	8.0
vs Furman	11/27/2025	*	20:22	2-6	.333	2-4	.500	4-5	.800	0	2	2	1.5	3	1	0	0	0	10	8.3
vs Charlotte	11/28/2025	*	20:23	1-3	.333	1-2	.500	2-4	.500	0	3	3	1.7	1	4	1	0	0	5	7.9
Old Dominion	12/06/2025	*	21:10	3-7	.429	1-2	.500	0-0	.000	0	1	1	1.6	2	1	2	0	0	7	7.8
Southern Ill.	12/13/2025	*	14:21	4-6	.667	2-3	.667	0-0	.000	0	0	0	1.4	4	1	0	0	0	10	8.0
at Elon	12/17/2025	*	15:01	1-5	.200	1-4	.250	0-0	.000	0	0	0	1.3	1	0	0	0	1	3	7.5
The Citadel	12/20/2025	*	21:53	1-7	.143	1-7	.143	0-0	.000	0	0	0	1.2	4	3	0	0	0	3	7.1
Charleston So.	12/28/2025	*	23:06	0-2	.000	0-0	.000	0-0	.000	0	2	2	1.3	4	1	1	0	2	0	6.5
George Washington	12/31/2025	*	21:39	2-3	.667	2-3	.667	0-0	.000	0	2	2	1.3	2	1	2	0	0	6	6.5
at Fordham	01/04/2026	*	19:04	0-2	.000	0-2	.000	0-0	.000	0	0	0	1.2	1	2	1	0	0	0	6.0
at St. Bonaventure	01/07/2026	*	20:25	3-5	.600	1-3	.333	3-4	.750	0	1	1	1.2	0	1	1	0	1	10	6.3
Saint Joseph's	01/11/2026	*	18:54	3-8	.375	3-6	.500	0-0	.000	0	1	1	1.2	1	1	1	0	1	9	6.4
La Salle	01/14/2026	*	22:47	0-2	.000	0-0	.000	0-0	.000	0	0	0	1.1	0	4	0	0	1	0	6.1
at Saint Louis	01/17/2026	*	18:40	0-5	.000	0-2	.000	0-0	.000	0	2	2	1.2	3	1	0	0	0	0	5.7
Totals		18	359:55	36-96	.375	22-60	.367	9-15	.600	1	20	21	1.2	37	31	16	0	14	103	5.7

### Player Averages

Games Played	Minutes/ game	Points/ game	FG Pct	3FG Pct	FT Pct	Rebounds/ game	Assists/ game	Turnovers/ game	Assist/Turnover ratio	Steals/ game	Blocks/ game
18	20.0	5.7	37.5	36.7	60.0	1.2	1.7	0.9	1.9	0.8	0.0



# #2 JADEN DAUGHTRY

JAY-den DAW-tree

JUNIOR | FORWARD

6'7" | 230 LBS

RICHMOND, VA

BENEDICTINE

INDIANA STATE

[LINK TO FULL BIO](#)



## CAREER STATS

## CAREER HIGHS

Statistic	Value	
Points	26	at Evansville 01/04/25
Rebounds	11	vs Southern Ind. 12/09/23
Assists	3	vs Fla. Atlantic 11/04/24, vs Southern Ill. 03/02/25
Steals	4	at UNI 02/11/25, vs The Citadel 12/20/25
Blocks	2	at UNI 02/11/25
FG Made	10	vs Arkansas St. 11/29/24, vs Belmont 01/11/25
FG Attempts	17	at Evansville 01/04/25
3FG Made	2	9 times
3FG Attempts	5	vs Charleston So. 12/28/25
FT Made	11	at Ohio St. 12/29/24
FT Attempts	15	at Ohio St. 12/29/24

				Field Goals		3-Point		F-Throws		Rebounds									Scoring	
SEASON	TEAM	GP-GS	MIN/AVG	FG-FGA	FG%	3FG-3FGA	3FG%	FT-FTA	FT%	OFF	DEF	TOT	AVG	PF-FO	A	TO	BLK	STL	PTS	AVG
2023-24	INS	12-0	63/5.3	16-29	.552	1-7	.143	4-7	.571	6	13	19	1.6	10-0	2	3	0	2	37	3.1
2024-25	INS	32-3	620/19.4	159-270	.589	12-30	.400	83-129	.643	41	96	137	4.3	74-2	30	56	11	31	413	12.9
2025-26	UR	19-4	318/16.7	72-133	.541	17-33	.515	33-51	.647	13	51	64	3.4	24-0	13	28	4	19	194	10.2
TOTAL FOR UR		19-4	318/16.7	72-133	.541	17-33	.515	33-51	.647	13	51	64	3.4	24-0	13	28	4	19	194	10.2
TOTAL		63-7	1001/15.9	247-432	.572	30-70	.429	120-187	.642	60	160	220	3.5	108-2	45	87	15	52	644	10.2

## GAMELOGS

Opponent	Date	GS	MIN	Total		3-Pointers		Free throws		Rebounds											
				FG-FGA	PCT	3FG-3FGA	PCT	FT-FTA	PCT	OFF	DEF	TOT	AVG	PF	A	TO	BLK	STL	PTS	AVG	
Southern Va.	11/05/2025		16:03	3-7	.429	0-2	.000	0-0	.000	2	4	6	6.0	2	2	1	1	1	6	6.0	
East Carolina	11/08/2025		13:03	3-5	.600	0-1	.000	7-8	.875	1	6	7	6.5	2	1	3	0	1	13	9.5	
William & Mary	11/11/2025		11:00	1-3	.333	0-0	.000	2-2	1.000	2	2	4	5.7	2	0	2	1	0	4	7.7	
VMI	11/19/2025		14:24	5-6	.833	0-1	.000	0-0	.000	0	1	1	4.5	0	1	1	0	2	10	8.3	
Gardner-Webb	11/22/2025		17:09	6-10	.600	1-3	.333	1-1	1.000	0	4	4	4.4	1	1	0	1	0	14	9.4	
vs Furman	11/27/2025		25:14	5-11	.455	0-0	.000	2-2	1.000	1	4	5	4.5	2	1	2	0	2	12	9.8	
vs Charlotte	11/28/2025		15:14	6-9	.667	2-2	1.000	1-5	.200	1	2	3	4.3	2	0	1	0	1	15	10.6	
at Belmont	12/03/2025		15:25	2-3	.667	0-0	.000	2-4	.500	0	3	3	4.1	2	0	4	0	0	6	10.0	
Old Dominion	12/06/2025		18:60	7-11	.636	1-2	.500	2-4	.500	1	7	8	4.6	1	0	1	0	1	17	10.8	
Southern Ill.	12/13/2025		15:27	4-8	.500	2-3	.667	2-3	.667	0	1	1	4.2	2	0	2	0	0	12	10.9	
at Elon	12/17/2025		20:30	2-6	.333	2-4	.500	4-4	1.000	1	1	2	4.0	2	0	2	0	1	10	10.8	
The Citadel	12/20/2025		16:39	7-9	.778	1-3	.333	2-2	1.000	1	1	2	3.8	0	1	1	0	4	17	11.3	
Charleston So.	12/28/2025		24:14	2-11	.182	2-5	.400	3-6	.500	1	5	6	4.0	0	1	0	1	1	9	11.2	
George Washington	12/31/2025	*	22:11	9-11	.818	2-2	1.000	3-5	.600	0	0	0	3.7	2	1	2	0	1	23	12.0	
at Fordham	01/04/2026	*	21:30	4-6	.667	2-2	1.000	0-0	.000	0	0	0	3.5	3	2	1	0	0	10	11.9	
at St. Bonaventure	01/07/2026	*	12:11	2-7	.286	0-0	.000	0-1	.000	1	1	2	3.4	0	0	1	0	1	4	11.4	
Saint Joseph's	01/11/2026	*	13:37	0-4	.000	0-1	.000	1-2	.500	0	3	3	3.4	0	0	2	0	1	1	10.8	
La Salle	01/14/2026		17:13	4-4	1.000	2-2	1.000	1-2	.500	1	5	6	3.5	1	1	1	0	1	11	10.8	
at Saint Louis	01/17/2026		07:30	0-2	.000	0-0	.000	0-0	.000	0	1	1	3.4	0	1	1	0	1	0	10.2	
Totals			4	317:33	72-133	.541	17-33	.515	33-51	.647	13	51	64	3.4	24	13	28	4	19	194	10.2

## Player Averages

Games Played	Minutes/game	Points/game	FG Pct	3FG Pct	FT Pct	Rebounds/game	Assists/game	Turnovers/game	Assist/Turnover ratio	Steals/game	Blocks/game
19	16.7	10.2	54.1	51.5	64.7	3.4	0.7	1.5	0.5	1.0	0.2



# #3 AIDEN ARGABRIGHT

FRESHMAN | GUARD

5'11" | 175 LBS

RICHMOND, VA

JOHN MARSHALL



[LINK TO FULL BIO](#)



## CAREER HIGHS

Statistic	Value	
Points	18	vs Southern Ill. 12/13/25
Rebounds	4	4 times
Assists	5	vs VMI 11/19/25, vs Saint Joseph's 01/11/26
Steals	3	vs Southern Va. 11/05/25
FG Made	5	vs Saint Joseph's 01/11/26
FG Attempts	10	at Fordham 01/04/26, vs Saint Joseph's 01/11/26
3FG Made	2	vs William & Mary 11/11/25, at Belmont 12/03/25
3FG Attempts	5	vs William & Mary 11/11/25
FT Made	9	vs Old Dominion 12/06/25, vs Southern Ill. 12/13/25
FT Attempts	13	vs Old Dominion 12/06/25

## CAREER STATS

				Field Goals		3-Point		F-Throws		Rebounds				Scoring						
SEASON	TEAM	GP-GS	MIN/AVG	FG-FGA	FG%	3FG-3FGA	3FG%	FT-FTA	FT%	OFF	DEF	TOT	AVG	PF-FO	A	TO	BLK	STL	PTS	AVG
2025-26	UR	19-0	398/21.0	49-118	.415	14-44	.318	80-97	.825	4	34	38	2.0	43-0	41	14	0	24	192	10.1
TOTAL		19-0	398/21.0	49-118	.415	14-44	.318	80-97	.825	4	34	38	2.0	43-0	41	14	0	24	192	10.1

## GAMELOGS

Opponent	Date	GS	MIN	Total		3-Pointers		Free throws		Rebounds				PF	A	TO	BLK	STL	PTS	AVG
				FG-FGA	PCT	3FG-3FGA	PCT	FT-FTA	PCT	OFF	DEF	TOT	AVG							
Southern Va.	11/05/2025		16:45	4-7	.571	1-3	.333	2-2	1.000	0	2	2	2.0	1	3	1	0	3	11	11.0
East Carolina	11/08/2025		14:04	3-6	.500	1-3	.333	7-7	1.000	0	3	3	2.5	2	1	0	0	2	14	12.5
William & Mary	11/11/2025		24:04	3-9	.333	2-5	.400	7-9	.778	1	3	4	3.0	4	0	2	0	2	15	13.3
VMI	11/19/2025		23:58	3-7	.429	1-4	.250	4-6	.667	0	0	0	2.3	1	5	2	0	2	11	12.8
Gardner-Webb	11/22/2025		16:40	3-6	.500	1-3	.333	8-9	.889	0	3	3	2.4	2	4	0	0	2	15	13.2
vs Furman	11/27/2025		18:45	0-4	.000	0-2	.000	3-4	.750	0	2	2	2.3	3	2	0	0	2	3	11.5
vs Charlotte	11/28/2025		20:45	1-3	.333	0-2	.000	4-5	.800	0	4	4	2.6	2	0	1	0	1	6	10.7
at Belmont	12/03/2025		23:02	3-8	.375	2-4	.500	4-4	1.000	0	2	2	2.5	2	0	0	0	1	12	10.9
Old Dominion	12/06/2025		18:38	3-5	.600	0-0	.000	9-13	.692	0	1	1	2.3	1	4	1	0	0	15	11.3
Southern Ill.	12/13/2025		26:32	4-6	.667	1-3	.333	9-11	.818	0	0	0	2.1	4	3	1	0	1	18	12.0
at Elon	12/17/2025		26:07	1-5	.200	0-1	.000	0-0	.000	1	2	3	2.2	1	0	1	0	0	2	11.1
The Citadel	12/20/2025		14:01	2-5	.400	1-3	.333	0-0	.000	0	1	1	2.1	3	1	3	0	0	5	10.6
Charleston So.	12/28/2025		24:30	3-8	.375	0-2	.000	6-6	1.000	0	4	4	2.2	2	2	0	0	2	12	10.7
George Washington	12/31/2025		19:20	2-6	.333	0-0	.000	0-0	.000	0	0	0	2.1	2	3	0	0	1	4	10.2
at Fordham	01/04/2026		23:48	3-10	.300	1-2	.500	3-3	1.000	1	3	4	2.2	4	2	0	0	2	10	10.2
at St. Bonaventure	01/07/2026		24:07	2-6	.333	0-3	.000	6-8	.750	1	2	3	2.3	3	3	0	0	0	10	10.2
Saint Joseph's	01/11/2026		27:40	5-10	.500	1-2	.500	4-6	.667	0	1	1	2.2	1	5	1	0	1	15	10.5
La Salle	01/14/2026		20:53	2-3	.667	1-1	1.000	2-2	1.000	0	1	1	2.1	1	2	0	0	1	7	10.3
at Saint Louis	01/17/2026		14:36	2-4	.500	1-1	1.000	2-2	1.000	0	0	0	2.0	4	1	1	0	1	7	10.1
Totals		0	398:16	49-118	.415	14-44	.318	80-97	.825	4	34	38	2.0	43	41	14	0	24	192	10.1

## Player Averages

Games Played	Minutes/game	Points/game	FG Pct	3FG Pct	FT Pct	Rebounds/game	Assists/game	Turnovers/game	Assist/Turnover ratio	Steals/game	Blocks/game
19	21.0	10.1	41.5	31.8	82.5	2.0	2.2	0.7	2.9	1.3	0.0





# #4 WILL JOHNSTON

GRAD STUDENT | GUARD

6'3" | 185 LBS

SYDNEY, AUSTRALIA

PERKIOMEN PREP (PA)

UT RIO GRANDE VALLEY/LOYOLA MARYMOUNT

[LINK TO FULL BIO](#)

## CAREER HIGHS



Statistic	Value	
Points	36	vs Tarleton St. 02/25/23
Rebounds	12	vs La Salle 01/14/26
Assists	11	vs Western Ill. 11/21/22
Steals	4	vs LIFE Pacific 11/04/24
Blocks	1	5 times
FG Made	12	at Southern Utah 12/31/22, vs Gonzaga 02/15/24
FG Attempts	23	at Southern Utah 12/31/22
3FG Made	8	vs Colorado St. 12/22/23
3FG Attempts	13	vs Tarleton St. 02/25/23
FT Made	12	at Houston Christian 12/10/22
FT Attempts	13	at Houston Christian 12/10/22

## CAREER STATS

				Field Goals		3-Point		F-Throws		Rebounds									Scoring	
SEASON	TEAM	GP-GS	MIN/AVG	FG-FGA	FG%	3FG-3FGA	3FG%	FT-FTA	FT%	OFF	DEF	TOT	AVG	PF-FO	A	TO	BLK	STL	PTS	AVG
2022-23	UTRGV	31-31	992/32.0	134-312	.429	74-169	.438	108-128	.844	10	58	68	2.2	51-0	112	77	2	9	450	14.5
2023-24	LMU	31-20	896/28.9	118-294	.401	65-172	.378	44-54	.815	7	69	76	2.5	64-0	83	44	1	20	345	11.1
2024-25	LMU	32-32	921/28.8	124-306	.405	68-186	.366	64-73	.877	9	61	70	2.2	69-1	101	39	1	25	380	11.9
2025-26	UR	19-19	472/24.9	61-148	.412	34-82	.415	34-38	.895	4	56	60	3.2	29-0	43	17	1	9	190	10.0
TOTAL FOR UR		19-19	472/24.9	61-148	.412	34-82	.415	34-38	.895	4	56	60	3.2	29-0	43	17	1	9	190	10.0
TOTAL		113-102	3282/29.0	437-1060	.412	241-609	.396	250-293	.853	30	244	274	2.4	213-1	339	177	5	63	1365	12.1

## GAMELOGS

Opponent	Date	GS	MIN	Total		3-Pointers		Free throws		Rebounds				PF	A	TO	BLK	STL	PTS	AVG
				FG-FGA	PCT	3FG-3FGA	PCT	FT-FTA	PCT	OFF	DEF	TOT	AVG							
Southern Va.	11/05/2025	*	18:08	1-3	.333	1-2	.500	2-2	1.000	0	5	5	5.0	1	2	1	0	0	5	5.0
East Carolina	11/08/2025	*	24:42	3-7	.429	2-5	.400	0-0	.000	0	1	1	3.0	3	1	1	0	0	8	6.5
William & Mary	11/11/2025	*	29:25	5-13	.385	4-10	.400	2-3	.667	0	0	0	2.0	2	5	1	0	0	16	9.7
VMI	11/19/2025	*	14:43	2-2	1.000	2-2	1.000	0-0	.000	0	3	3	2.3	2	1	1	0	0	6	8.8
Gardner-Webb	11/22/2025	*	17:50	1-2	.500	1-2	.500	1-1	1.000	0	0	0	1.8	1	2	0	0	0	4	7.8
vs Furman	11/27/2025	*	22:09	4-12	.333	2-7	.286	0-0	.000	0	0	0	1.5	2	0	2	0	0	10	8.2
vs Charlotte	11/28/2025	*	20:26	1-7	.143	0-3	.000	1-2	.500	1	0	1	1.4	1	1	0	0	0	3	7.4
at Belmont	12/03/2025	*	32:30	7-10	.700	3-5	.600	2-2	1.000	0	3	3	1.6	3	2	1	1	1	19	8.9
Old Dominion	12/06/2025	*	25:12	3-8	.375	1-4	.250	0-0	.000	0	2	2	1.7	2	5	1	0	0	7	8.7
Southern Ill.	12/13/2025	*	33:45	5-10	.500	3-5	.600	4-4	1.000	1	4	5	2.0	1	2	0	0	1	17	9.5
at Elon	12/17/2025	*	28:37	3-9	.333	3-8	.375	0-0	.000	0	2	2	2.0	1	4	4	0	0	9	9.5
The Citadel	12/20/2025	*	20:22	0-0	.000	0-0	.000	0-0	.000	0	3	3	2.1	2	3	0	0	0	0	8.7
Charleston So.	12/28/2025	*	17:16	0-1	.000	0-1	.000	0-0	.000	0	1	1	2.0	2	0	0	0	1	0	8.0
George Washington	12/31/2025	*	27:16	6-13	.462	5-10	.500	3-3	1.000	0	4	4	2.1	1	3	0	0	0	20	8.9
at Fordham	01/04/2026	*	28:55	6-10	.600	2-3	.667	6-7	.857	1	5	6	2.4	0	6	0	0	1	20	9.6
at St. Bonaventure	01/07/2026	*	28:23	6-12	.500	3-4	.750	9-9	1.000	0	3	3	2.4	2	3	2	0	1	24	10.5
Saint Joseph's	01/11/2026	*	28:33	4-11	.364	1-2	.500	0-0	.000	1	6	7	2.7	2	1	1	0	1	9	10.4
La Salle	01/14/2026	*	30:14	3-8	.375	0-2	.000	2-3	.667	0	12	12	3.2	1	1	1	0	0	8	10.3
at Saint Louis	01/17/2026	*	23:54	1-10	.100	1-7	.143	2-2	1.000	0	2	2	3.2	0	1	1	0	3	5	10.0
Totals			19 472:19	61-148	.412	34-82	.415	34-38	.895	4	56	60	3.2	29	43	17	1	9	190	10.0

## Player Averages

Games Played	Minutes/game	Points/game	FG Pct	3FG Pct	FT Pct	Rebounds/game	Assists/game	Turnovers/game	Assist/Turnover ratio	Steals/game	Blocks/game
19	24.9	10.0	41.2	41.5	89.5	3.2	2.3	0.9	2.5	0.5	0.1

# #5 COLLIN TANNER

JUNIOR | GUARD  
6'6" | 205 LBS  
CREEDMOOR, NC  
COMBINE ACADEMY



[LINK TO FULL BIO](#)



### CAREER HIGHS

Statistic	Value	
Points	13	vs Mount Olive 11/06/24, vs The Citadel 12/20/25
Rebounds	8	vs Davidson 03/12/25, vs William & Mary 11/11/25
Assists	3	vs Davidson 01/25/25
Steals	5	at Bucknell 11/16/24
Blocks	1	7 times
FG Made	5	vs Southern Va. 11/05/25
FG Attempts	12	vs Southern Va. 11/05/25
3FG Made	3	vs Mount Olive 11/06/24
3FG Attempts	5	vs Mount Olive 11/06/24, at Massachusetts 01/04/25, vs The Citadel 12/20/25
FT Made	4	vs George Mason 03/08/25, vs Marist 11/09/24
FT Attempts	5	vs George Mason 03/08/25

### CAREER STATS

				Field Goals		3-Point		F-Throws		Rebounds				Scoring						
SEASON	TEAM	GP-GS	MIN/AVG	FG-FGA	FG%	3FG-3FGA	3FG%	FT-FTA	FT%	OFF	DEF	TOT	AVG	PF-FO	A	TO	BLK	STL	PTS	AVG
2023-24	UR	6-0	25/4.1	2-7	.286	0-2	.000	0-0	.000	2	1	3	0.5	3-0	0	0	0	2	4	0.7
2024-25	UR	32-5	551/17.2	43-108	.398	14-47	.298	14-18	.778	12	68	80	2.5	45-0	17	22	6	18	114	3.6
2025-26	UR	17-13	279/16.4	39-88	.443	11-37	.297	13-16	.813	17	31	48	2.8	12-0	12	11	1	10	102	6.0
TOTAL		55-18	855/15.5	84-203	.414	25-86	.291	27-34	.794	31	100	131	2.4	60-0	29	33	7	30	220	4.0

### GAMELOGS

Opponent	Date	GS	MIN	Total		3-Pointers		Free throws		Rebounds				PF	A	TO	BLK	STL	PTS	AVG
				FG-FGA	PCT	3FG-3FGA	PCT	FT-FTA	PCT	OFF	DEF	TOT	AVG							
Southern Va.	11/05/2025	*	22:34	5-12	.417	1-4	.250	0-0	.000	1	5	6	6.0	2	2	0	1	2	11	11.0
East Carolina	11/08/2025	*	19:14	2-5	.400	0-2	.000	2-2	1.000	0	1	1	3.5	1	2	1	0	1	6	8.5
William & Mary	11/11/2025	*	20:54	3-6	.500	0-1	.000	2-2	1.000	4	4	8	5.0	2	1	1	0	0	8	8.3
VMI	11/19/2025	*	14:50	3-9	.333	0-2	.000	0-0	.000	0	0	0	3.8	1	2	0	0	0	6	7.8
Gardner-Webb	11/22/2025	*	20:09	4-8	.500	1-2	.500	0-0	.000	4	1	5	4.0	1	1	1	0	1	9	8.0
vs Furman	11/27/2025	*	14:53	3-5	.600	1-3	.333	0-0	.000	2	2	4	4.0	1	1	3	0	1	7	7.8
vs Charlotte	11/28/2025	*	20:11	2-5	.400	0-2	.000	2-2	1.000	0	2	2	3.7	0	1	0	0	0	6	7.6
at Belmont	12/03/2025	*	19:31	2-5	.400	0-1	.000	0-0	.000	0	4	4	3.8	0	0	0	0	2	4	7.1
Old Dominion	12/06/2025	*	05:15	0-0	.000	0-0	.000	0-0	.000	0	0	0	3.3	1	0	0	0	0	0	6.3
Southern Ill.	12/13/2025	*	18:00	1-3	.333	0-2	.000	0-0	.000	0	2	2	3.2	0	0	1	0	1	2	5.9
at Elon	12/17/2025	*	15:18	2-4	.500	2-3	.667	0-0	.000	1	2	3	3.2	1	0	3	0	0	6	5.9
The Citadel	12/20/2025	*	20:16	4-7	.571	2-5	.400	3-4	.750	1	4	5	3.3	0	1	0	0	1	13	6.5
Charleston So.	12/28/2025	*	12:35	1-3	.333	0-1	.000	0-0	.000	1	3	4	3.4	1	0	0	0	0	2	6.2
George Washington	12/31/2025		17:14	2-5	.400	1-3	.333	2-2	1.000	1	0	1	3.2	1	0	0	0	0	7	6.2
at St. Bonaventure	01/07/2026		10:50	4-6	.667	2-2	1.000	0-0	.000	0	1	1	3.1	0	0	0	0	1	10	6.5
Saint Joseph's	01/11/2026		20:45	1-4	.250	1-3	.333	2-4	.500	2	0	2	3.0	0	0	0	0	0	5	6.4
La Salle	01/14/2026		06:29	0-1	.000	0-1	.000	0-0	.000	0	0	0	2.8	0	1	1	0	0	0	6.0
Totals		13	278:59	39-88	.443	11-37	.297	13-16	.813	17	31	48	2.8	12	12	11	1	10	102	6.0

### Player Averages

Games Played	Minutes/game	Points/game	FG Pct	3FG Pct	FT Pct	Rebounds/game	Assists/game	Turnovers/game	Assist/Turnover ratio	Steals/game	Blocks/game
17	16.4	6.0	44.3	29.7	81.3	2.8	0.7	0.6	1.1	0.6	0.1



#6 AJ LOPEZ

GRAD STUDENT | GUARD

6'5" | 185 LBS

QUEENS, NY

MOUNT ZION PREP (MD)

NEW HAMPSHIRE/MAINE



LINK TO FULL BIO



CAREER HIGHS

Statistic	Value	
Points	27	at UMass Lowell 01/23/25
Rebounds	6	vs Old Dominion 12/06/25, at Duquesne 12/11/24
Assists	4	at Stony Brook 12/21/24
Steals	3	at Fordham 01/04/26, vs The Citadel 12/20/25, at UMBC 01/18/25
Blocks	2	4 times
FG Made	10	at UMBC 01/18/25
FG Attempts	15	at UMass Lowell 01/23/25, at Quinnipiac 11/15/24
3FG Made	5	at Richmond 11/20/24
3FG Attempts	8	at Richmond 11/20/24
FT Made	14	vs Charleston So. 12/28/25
FT Attempts	14	vs Charleston So. 12/28/25

CAREER STATS

				Field Goals		3-Point		F-Throws		Rebounds				Scoring						
SEASON	TEAM	GP-GS	MIN/AVG	FG-FGA	FG%	3FG-3FGA	3FG%	FT-FTA	FT%	OFF	DEF	TOT	AVG	PF-FO	A	TO	BLK	STL	PTS	AVG
2022-23	UNH	10-0	85/8.5	12-29	.414	7-17	.412	5-9	.556	4	6	10	1.0	6-0	3	5	2	1	36	3.6
2023-24	Maine	26-1	544/20.9	77-186	.414	27-79	.342	42-53	.792	7	29	36	1.4	34-1	17	27	8	19	223	8.6
2024-25	Maine	34-33	1048/30.8	173-360	.481	56-139	.403	101-115	.878	5	74	79	2.3	55-0	39	51	5	27	503	14.8
2025-26	UR	19-19	430/22.6	72-150	.480	23-56	.411	80-93	.860	7	38	45	2.4	34-0	21	19	11	15	247	13.0
TOTAL FOR UR		19-19	430/22.6	72-150	.480	23-56	.411	80-93	.860	7	38	45	2.4	34-0	21	19	11	15	247	13.0
TOTAL		89-53	2107/23.7	334-725	.461	113-291	.388	228-270	.844	23	147	170	1.9	129-1	80	102	26	62	1009	11.3

GAMELOGS

Opponent	Date	GS	MIN	Total		3-Pointers		Free throws		Rebounds				PF	A	TO	BLK	STL	PTS	AVG
				FG-FGA	PCT	3FG-3FGA	PCT	FT-FTA	PCT	OFF	DEF	TOT	AVG							
Southern Va.	11/05/2025	*	12:22	0-2	.000	0-2	.000	2-2	1.000	0	0	0	0.0	4	0	0	0	1	2	2.0
East Carolina	11/08/2025	*	21:16	1-5	.200	0-2	.000	3-4	.750	0	2	2	1.0	2	1	0	1	0	5	3.5
William & Mary	11/11/2025	*	22:12	4-10	.400	0-3	.000	10-11	.909	0	4	4	2.0	1	2	0	0	0	18	8.3
VMI	11/19/2025	*	18:25	3-6	.500	2-4	.500	4-4	1.000	0	0	0	1.5	1	0	2	2	2	12	9.3
Gardner-Webb	11/22/2025	*	16:29	6-8	.750	4-5	.800	2-3	.667	1	2	3	1.8	0	1	0	0	0	18	11.0
vs Furman	11/27/2025	*	13:43	2-4	.500	0-2	.000	1-1	1.000	0	2	2	1.8	0	0	3	0	0	5	10.0
vs Charlotte	11/28/2025	*	18:40	5-8	.625	2-3	.667	5-7	.714	0	2	2	1.9	4	1	1	0	0	17	11.0
at Belmont	12/03/2025	*	23:17	4-9	.444	2-4	.500	5-6	.833	0	1	1	1.8	2	1	1	0	0	15	11.5
Old Dominion	12/06/2025	*	27:01	2-9	.222	0-3	.000	1-2	.500	0	6	6	2.2	0	2	1	1	0	5	10.8
Southern Ill.	12/13/2025	*	28:28	3-7	.429	0-3	.000	5-5	1.000	0	4	4	2.4	2	1	3	0	1	11	10.8
at Elon	12/17/2025	*	21:36	5-8	.625	1-2	.500	4-4	1.000	0	2	2	2.4	3	3	2	2	0	15	11.2
The Citadel	12/20/2025	*	20:20	6-10	.600	1-3	.333	1-3	.333	0	2	2	2.3	1	1	1	0	3	14	11.4
Charleston So.	12/28/2025	*	27:52	3-5	.600	2-2	1.000	14-14	1.000	1	2	3	2.4	3	2	1	0	1	22	12.2
George Washington	12/31/2025	*	22:26	2-6	.333	1-3	.333	6-6	1.000	1	0	1	2.3	2	1	0	1	1	11	12.1
at Fordham	01/04/2026	*	28:15	5-10	.500	3-3	1.000	3-4	.750	1	1	2	2.3	3	0	0	0	3	16	12.4
at St. Bonaventure	01/07/2026	*	27:45	6-8	.750	2-2	1.000	5-8	.625	1	1	2	2.3	2	2	0	0	1	19	12.8
Saint Joseph's	01/11/2026	*	17:58	1-7	.143	0-1	.000	2-2	1.000	0	2	2	2.2	1	0	2	2	1	4	12.3
La Salle	01/14/2026	*	30:20	7-14	.500	2-6	.333	2-2	1.000	1	2	3	2.3	1	3	1	0	0	18	12.6
at Saint Louis	01/17/2026	*	31:49	7-14	.500	1-3	.333	5-5	1.000	1	3	4	2.4	2	0	1	2	1	20	13.0
Totals		19	430:14	72-150	.480	23-56	.411	80-93	.860	7	38	45	2.4	34	21	19	11	15	247	13.0

Player Averages

Games Played	Minutes/ game	Points/ game	FG Pct	3FG Pct	FT Pct	Rebounds/ game	Assists/ game	Turnovers/ game	Assist/Turnover ratio	Steals/ game	Blocks/ game
19	22.6	13.0	48.0	41.1	86.0	2.4	1.1	1.0	1.1	0.8	0.6





# #8 DONOVAN RICHARDSON

FRESHMAN | GUARD

6'6" | 190 LBS

RICHMOND, VA

STEWARD SCHOOL



[LINK TO FULL BIO](#)



FRESHMAN (2025-26)

- Is expected to redshirt this season

HIGH SCHOOL

- Led Steward School to back-to-back quarterfinals appearances in the Division II VISAA State Boys Basketball Tournament (2024, 2025)
- 2-time 1st Team VISAA All-State (2024, 2025)
- 2025 Second Team All-Metro selection by the Richmond Times-Dispatch
- 2024 Third Team All-Metro selection by the Richmond Times-Dispatch
- Averaged 16.7 points, 4.8 rebounds, and 2.5 assists per game as a senior
- Averaged 13.5 points, 3.7 rebounds, and 2.3 assists per game as a junior
- Ranked as the No. 166 player in the Class of 2025 by prephoops.com



# #9 JONATHAN BEAGLE

SENIOR | FORWARD  
6'10" | 250 LBS  
HUDSON FALLS, NY  
ST. THOMAS MORE (CT)  
UALBANY



[LINK TO FULL BIO](#)



### CAREER HIGHS

Statistic	Value	
Points	23	at Bucknell 11/16/24
Rebounds	16	at NJIT 01/06/24
Assists	6	at LIU 12/28/23, vs Florida Tech 11/25/24
Steals	3	vs LIU 12/14/22, vs Vermont 02/04/23, at LIU 12/28/23
Blocks	3	vs Saint Louis 01/18/25
FG Made	9	at Bryant 01/11/23, at Columbia 11/11/23
FG Attempts	15	at Bryant 01/11/23, vs Bryant 02/08/23
3FG Made	1	11 times
3FG Attempts	3	at Immaculata 11/08/22
FT Made	10	at Bucknell 11/16/24
FT Attempts	11	vs East Carolina 11/08/25

### CAREER STATS

				Field Goals		3-Point		F-Throws		Rebounds										Scoring	
SEASON	TEAM	GP-GS	MIN/AVG	FG-FGA	FG%	3FG-3FGA	3FG%	FT-FTA	FT%	OFF	DEF	TOT	AVG	PF-FO	A	TO	BLK	STL		PTS	AVG
2022-23	ALB	31-29	979/31.6	149-295	.505	7-26	.269	78-124	.629	86	147	233	7.5	46-0	64	73	13	22		383	12.4
2023-24	ALB	22-19	676/30.7	107-183	.585	1-7	.143	61-91	.670	61	147	208	9.5	48-2	35	62	8	21		276	12.5
2024-25	UR	32-8	498/15.5	77-140	.550	3-7	.429	59-84	.702	23	91	114	3.6	66-1	53	48	12	6		216	6.8
2025-26	UR	19-0	300/15.8	43-75	.573	0-2	.000	41-63	.651	36	58	94	4.9	40-0	33	18	4	11		127	6.7
TOTAL FOR UR		51-8	798/15.6	120-215	.558	3-9	.333	100-147	.680	59	149	208	4.1	106-1	86	66	16	17		343	6.7
TOTAL		104-56	2454/23.6	376-693	.543	11-42	.262	239-362	.660	206	443	649	6.2	200-3	185	201	37	60		1002	9.6

### GAMELOGS

Opponent	Date	GS	MIN	Total		3-Pointers		Free throws		Rebounds				PF	A	TO	BLK	STL	PTS	AVG
				FG-FGA	PCT	3FG-3FGA	PCT	FT-FTA	PCT	OFF	DEF	TOT	AVG							
Southern Va.	11/05/2025		17:10	4-5	.800	0-0	.000	4-5	.800	3	3	6	6.0	2	1	1	1	1	12	12.0
East Carolina	11/08/2025		20:15	3-3	1.000	0-0	.000	9-11	.818	1	3	4	5.0	4	3	1	0	0	15	13.5
William & Mary	11/11/2025		14:57	2-5	.400	0-0	.000	6-9	.667	7	3	10	6.7	2	1	1	0	0	10	12.3
VMI	11/19/2025		11:47	3-5	.600	0-0	.000	1-2	.500	3	3	6	6.5	1	0	0	0	0	7	11.0
Gardner-Webb	11/22/2025		15:01	1-4	.250	0-0	.000	0-0	.000	3	3	6	6.4	1	2	0	0	1	2	9.2
vs Furman	11/27/2025		13:04	1-1	1.000	0-0	.000	2-2	1.000	1	2	3	5.8	4	1	2	0	1	4	8.3
vs Charlotte	11/28/2025		18:01	1-2	.500	0-0	.000	1-2	.500	4	6	10	6.4	4	1	0	0	0	3	7.6
at Belmont	12/03/2025		17:29	1-3	.333	0-0	.000	2-2	1.000	0	3	3	6.0	3	3	0	1	2	4	7.1
Old Dominion	12/06/2025		14:11	2-4	.500	0-0	.000	4-5	.800	2	3	5	5.9	3	0	0	0	0	8	7.2
Southern Ill.	12/13/2025		22:21	7-10	.700	0-1	.000	0-4	.000	0	8	8	6.1	2	3	2	0	2	14	7.9
at Elon	12/17/2025		17:56	2-3	.667	0-0	.000	2-2	1.000	1	2	3	5.8	2	3	3	0	0	6	7.7
The Citadel	12/20/2025		16:21	0-1	.000	0-0	.000	3-6	.500	3	4	7	5.9	2	3	1	0	0	3	7.3
Charleston So.	12/28/2025		13:29	3-9	.333	0-0	.000	2-3	.667	2	2	4	5.8	0	1	1	0	0	8	7.4
George Washington	12/31/2025		14:27	2-3	.667	0-0	.000	2-4	.500	2	0	2	5.5	3	1	2	0	2	6	7.3
at Fordham	01/04/2026		20:29	2-3	.667	0-0	.000	0-2	.000	0	2	2	5.3	1	4	0	0	0	4	7.1
at St. Bonaventure	01/07/2026		08:44	2-2	1.000	0-0	.000	0-0	.000	1	3	4	5.2	3	2	1	0	1	4	6.9
Saint Joseph's	01/11/2026		13:17	0-2	.000	0-1	.000	2-2	1.000	1	1	2	5.0	0	1	0	0	1	2	6.6
La Salle	01/14/2026		14:39	6-7	.857	0-0	.000	1-2	.500	1	5	6	5.1	2	2	1	1	0	13	6.9
at Saint Louis	01/17/2026		16:49	1-3	.333	0-0	.000	0-0	.000	1	2	3	4.9	1	1	2	1	0	2	6.7
Totals		0	300:28	43-75	.573	0-2	.000	41-63	.651	36	58	94	4.9	40	33	18	4	11	127	6.7

### Player Averages

Games Played	Minutes/game	Points/game	FG Pct	3FG Pct	FT Pct	Rebounds/game	Assists/game	Turnovers/game	Assist/Turnover ratio	Steals/game	Blocks/game
19	15.8	6.7	57.3	0.0	65.1	4.9	1.7	0.9	1.8	0.6	0.2



# #11 WILL HARPER III

FRESHMAN | GUARD

6'5" | 185 LBS

BOWIE, MD

GONZAGA COLLEGE HIGH (DC)



[LINK TO FULL BIO](#)



## CAREER HIGHS

Statistic	Value	
Points	17	at Saint Louis 01/17/26
Rebounds	4	at Fordham 01/04/26, at Saint Louis 01/17/26
Assists	2	vs Southern Va. 11/05/25
Steals	1	at Saint Louis 01/17/26
FG Made	4	at Saint Louis 01/17/26
FG Attempts	9	at Saint Louis 01/17/26
3FG Made	2	vs VMI 11/19/25, at Saint Louis 01/17/26
3FG Attempts	4	vs Southern Va. 11/05/25
FT Made	7	at Saint Louis 01/17/26
FT Attempts	9	at Saint Louis 01/17/26

## CAREER STATS

				Field Goals		3-Point		F-Throws		Rebounds				Scoring						
SEASON	TEAM	GP-GS	MIN/AVG	FG-FGA	FG%	3FG-3FGA	3FG%	FT-FTA	FT%	OFF	DEF	TOT	AVG	PF-FO	A	TO	BLK	STL	PTS	AVG
2025-26	UR	9-0	80/8.9	9-23	.391	4-11	.364	9-11	.818	6	8	14	1.6	11-0	5	6	0	1	31	3.4
TOTAL		9-0	80/8.9	9-23	.391	4-11	.364	9-11	.818	6	8	14	1.6	11-0	5	6	0	1	31	3.4

## GAMELOGS

Opponent	Date	GS	MIN	Total		3-Pointers		Free throws		Rebounds				PF	A	TO	BLK	STL	PTS	AVG
Southern Va.	11/05/2025		07:39	0-4	.000	0-4	.000	0-0	.000	0	0	0	0.0	2	2	0	0	0	0	0.0
William & Mary	11/11/2025		00:11	0-0	.000	0-0	.000	0-0	.000	0	0	0	0.0	1	0	1	0	0	0	0.0
VMI	11/19/2025		11:45	2-4	.500	2-3	.667	0-0	.000	0	2	2	0.7	1	1	0	0	0	6	2.0
The Citadel	12/20/2025		02:12	0-1	.000	0-1	.000	0-0	.000	0	0	0	0.5	0	0	0	0	0	0	1.5
George Washington	12/31/2025		05:08	1-1	1.000	0-0	.000	0-0	.000	1	0	1	0.6	1	0	1	0	0	2	1.6
at Fordham	01/04/2026		16:35	2-4	.500	0-1	.000	2-2	1.000	1	3	4	1.2	2	1	0	0	0	6	2.3
at St. Bonaventure	01/07/2026		07:27	0-0	.000	0-0	.000	0-0	.000	1	1	2	1.3	0	0	2	0	0	0	2.0
Saint Joseph's	01/11/2026		03:03	0-0	.000	0-0	.000	0-0	.000	0	1	1	1.3	0	0	0	0	0	0	1.8
at Saint Louis	01/17/2026		25:39	4-9	.444	2-2	1.000	7-9	.778	3	1	4	1.6	4	1	2	0	1	17	3.4
Totals			0 79:39	9-23	.391	4-11	.364	9-11	.818	6	8	14	1.6	11	5	6	0	1	31	3.4

## Player Averages

Games Played	Minutes/game	Points/game	FG Pct	3FG Pct	FT Pct	Rebounds/game	Assists/game	Turnovers/game	Assist/Turnover ratio	Steals/game	Blocks/game
9	8.9	3.4	39.1	36.4	81.8	1.6	0.6	0.7	0.8	0.1	0.0





# #12 DAVID THOMAS

JUNIOR | GUARD  
6'2" | 200 LBS  
McDONOUGH, GA  
EAGLE'S LANDING  
MERCER/DePAUL



[LINK TO FULL BIO](#)



CAREER HIGHS

Statistic	Value	
Points	27	vs The Citadel 03/08/24
Rebounds	6	vs Samford 03/09/24
Assists	8	vs The Citadel 02/21/24
Steals	3	vs VMI 02/03/24, at Creighton 02/26/25, vs VMI 11/19/25
Blocks	2	at The Citadel 01/24/24
FG Made	10	vs The Citadel 03/08/24
FG Attempts	18	at VMI 01/06/24
3FG Made	6	at Belmont 12/03/25
3FG Attempts	10	vs Villanova 02/05/25
FT Made	6	at Western Caro. 02/10/24
FT Attempts	8	vs Samford 02/17/24

CAREER STATS

				Field Goals		3-Point		F-Throws		Rebounds										Scoring	
SEASON	TEAM	GP-GS	MIN/AVG	FG-FGA	FG%	3FG-3FGA	3FG%	FT-FTA	FT%	OFF	DEF	TOT	AVG	PF-FO	A	TO	BLK	STL		PTS	AVG
2023-24	Mercer	31-8	709/22.9	136-301	.452	35-87	.402	33-46	.717	22	53	75	2.4	62-2	70	31	3	19		340	11.0
2024-25	DePaul	27-2	407/15.1	41-93	.441	11-41	.268	15-21	.714	8	31	39	1.4	32-0	39	39	6	13		108	4.0
2025-26	UR	19-3	294/15.5	35-77	.455	18-37	.486	7-8	.875	8	18	26	1.4	23-0	14	7	2	15		95	5.0
TOTAL FOR UR		19-3	294/15.5	35-77	.455	18-37	.486	7-8	.875	8	18	26	1.4	23-0	14	7	2	15		95	5.0
TOTAL		77-13	1411/18.3	212-471	.450	64-165	.388	55-75	.733	38	102	140	1.8	117-2	123	77	11	47		543	7.1

GAMELOGS

Opponent	Date	GS	MIN	Total		3-Pointers		Free throws		Rebounds											
				FG-FGA	PCT	3FG-3FGA	PCT	FT-FTA	PCT	OFF	DEF	TOT	AVG	PF	A	TO	BLK	STL		PTS	AVG
Southern Va.	11/05/2025		19:16	1-4	.250	0-2	.000	0-0	.000	1	2	3	3.0	2	1	0	0	1	2	2.0	
East Carolina	11/08/2025		16:23	3-3	1.000	1-1	1.000	0-0	.000	0	2	2	2.5	1	1	1	0	1	7	4.5	
William & Mary	11/11/2025		10:13	0-2	.000	0-1	.000	0-0	.000	0	0	0	1.7	3	0	0	0	0	0	3.0	
VMI	11/19/2025		15:43	4-6	.667	2-3	.667	0-0	.000	0	0	0	1.3	2	2	0	0	3	10	4.8	
Gardner-Webb	11/22/2025		16:50	5-8	.625	3-5	.600	0-0	.000	1	0	1	1.2	2	2	0	0	1	13	6.4	
vs Furman	11/27/2025		19:14	2-4	.500	1-2	.500	0-0	.000	1	0	1	1.2	0	2	0	1	2	5	6.2	
vs Charlotte	11/28/2025		18:40	1-4	.250	0-2	.000	0-0	.000	0	1	1	1.1	0	0	0	0	0	2	5.6	
at Belmont	12/03/2025	*	29:46	6-9	.667	6-7	.857	0-0	.000	0	4	4	1.5	1	3	2	0	1	18	7.1	
Old Dominion	12/06/2025		17:50	2-7	.286	1-2	.500	1-1	1.000	1	0	1	1.4	2	1	0	1	0	6	7.0	
Southern Ill.	12/13/2025		15:18	0-2	.000	0-1	.000	0-0	.000	1	0	1	1.4	3	1	0	0	2	0	6.3	
at Elon	12/17/2025		07:16	0-1	.000	0-0	.000	0-0	.000	0	0	0	1.3	1	1	1	0	1	0	5.7	
The Citadel	12/20/2025		19:00	1-4	.250	0-2	.000	4-4	1.000	0	2	2	1.3	1	0	0	0	0	6	5.8	
Charleston So.	12/28/2025		15:45	1-1	1.000	0-0	.000	0-0	.000	0	1	1	1.3	0	0	1	0	1	2	5.5	
George Washington	12/31/2025		09:02	1-2	.500	0-1	.000	1-1	1.000	0	1	1	1.3	0	0	0	0	0	3	5.3	
at Fordham	01/04/2026		07:50	1-3	.333	1-2	.500	0-0	.000	0	0	0	1.2	3	0	1	0	0	3	5.1	
at St. Bonaventure	01/07/2026		13:10	0-2	.000	0-2	.000	0-0	.000	0	1	1	1.2	0	0	1	0	0	0	4.8	
Saint Joseph's	01/11/2026		15:06	4-8	.500	2-3	.667	0-0	.000	3	1	4	1.4	1	0	0	0	0	10	5.1	
La Salle	01/14/2026	*	14:35	1-4	.250	0-0	.000	1-2	.500	0	1	1	1.3	1	0	0	0	2	3	5.0	
at Saint Louis	01/17/2026	*	13:25	2-3	.667	1-1	1.000	0-0	.000	0	2	2	1.4	0	0	0	0	0	5	5.0	
Totals		3	294:23	35-77	.455	18-37	.486	7-8	.875	8	18	26	1.4	23	14	7	2	15	95	5.0	

Player Averages

Games Played	Minutes/game	Points/game	FG Pct	3FG Pct	FT Pct	Rebounds/game	Assists/game	Turnovers/game	Assist/Turnover ratio	Steals/game	Blocks/game
19	15.5	5.0	45.5	48.6	87.5	1.4	0.7	0.4	2.0	0.8	0.1



# #15 KIRBY MOONEY

R-FRESHMAN | GUARD  
6'3" | 205 LBS  
SOUTHAMPTON, PA  
WILLIAM TENNENT



[LINK TO FULL BIO](#)



CAREER HIGHS

Statistic	Value
Points	2 vs VMI 11/19/25
Rebounds	1 vs VMI 11/19/25, vs Southern Va. 11/05/25
Assists	1 vs VMI 11/19/25
Steals	1 vs Gardner-Webb 11/22/25
FG Made	1 vs VMI 11/19/25
FG Attempts	2 vs Gardner-Webb 11/22/25
3FG Attempts	1 vs Gardner-Webb 11/22/25

CAREER STATS

				Field Goals		3-Point		F-Throws		Rebounds				Scoring						
SEASON	TEAM	GP-GS	MIN/AVG	FG-FGA	FG%	3FG-3FGA	3FG%	FT-FTA	FT%	OFF	DEF	TOT	AVG	PF-FO	A	TO	BLK	STL	PTS	AVG
2025-26	UR	3-0	12/3.9	1-3	.333	0-1	.000	0-0	.000	2	0	2	0.7	2-0	1	3	0	1	2	0.7
TOTAL		3-0	12/3.9	1-3	.333	0-1	.000	0-0	.000	2	0	2	0.7	2-0	1	3	0	1	2	0.7

GAMELOGS

Player Averages

Games Played	Minutes/ game	Points/ game	FG Pct	3FG Pct	FT Pct	Rebounds/ game	Assists/ game	Turnovers/ game	Assist/Turnover ratio	Steals/ game	Blocks/ game
3	3.9	0.7	33.3	0.0	0.0	0.7	0.3	1.0	0.3	0.3	0.0



# #16 DYLAN HOMENICK

HOHM-en-nik

FRESHMAN | CENTER

6'11" | 220 LBS

SURREY, BRITISH COLUMBIA

PERKIOMEN SCHOOL (PA)



[LINK TO FULL BIO](#)



## FRESHMAN (2025-26)

- Is expected to redshirt this season
- Signed with Richmond in late May, the fourth and final member of UR's freshman class

## HIGH SCHOOL

- Led Perkiomen to the semifinals of the PAISAA state tournament and a 19-9 record, averaging 4 points and 5.5 rebounds per game
- Played for his father, former USC center Kirk Homenick, at Elgin Park Secondary School through 12th grade
- Averaged 26 points and 13 rebounds per game as a senior
- Represented Canada at the 2024 Shanghai Future Cup in China
- Participated in training camp for Canadian National Team in 2024





# #21 MICHAEL WALZ

WALLS

SENIOR | CENTER

6'11" | 260 LBS

BERWYN, PA

CONESTOGA



[LINK TO FULL BIO](#)



## CAREER HIGHS

Statistic	Value	
Points	20	vs Loyola Chicago 02/11/25
Rebounds	15	vs George Washington 12/31/24
Assists	6	at La Salle 02/19/25, vs Furman 11/27/25
Steals	2	at La Salle 02/19/25, vs William & Mary 11/11/25
Blocks	3	4 times
FG Made	8	vs Loyola Chicago 02/11/25, vs Old Dominion 12/06/25
FG Attempts	15	at Saint Joseph's 02/22/25
3FG Made	4	at Fordham 01/04/26
3FG Attempts	6	at Dayton 03/01/25, vs La Salle 01/14/26
FT Made	6	vs William & Mary 11/11/25
FT Attempts	8	vs William & Mary 11/11/25

## CAREER STATS

				Field Goals		3-Point		F-Throws		Rebounds				Scoring						
SEASON	TEAM	GP-GS	MIN/AVG	FG-FGA	FG%	3FG-3FGA	3FG%	FT-FTA	FT%	OFF	DEF	TOT	AVG	PF-FO	A	TO	BLK	STL	PTS	AVG
2022-23	UR	13-0	47/3.6	3-4	.750	0-0	.000	3-4	.750	3	10	13	1.0	4-0	5	9	1	0	9	0.7
2023-24	UR	33-0	361/11.0	41-80	.513	6-20	.300	6-11	.545	29	55	84	2.5	37-0	37	27	13	3	94	2.8
2024-25	UR	31-24	682/22.0	87-175	.497	20-43	.465	36-44	.818	49	132	181	5.8	63-1	80	42	18	12	230	7.4
2025-26	UR	19-19	380/20.0	54-111	.486	20-45	.444	13-20	.650	38	92	130	6.8	35-0	42	28	13	8	141	7.4
TOTAL		96-43	1470/15.3	185-370	.500	46-108	.426	58-79	.734	119	289	408	4.3	139-1	164	106	45	23	474	4.9

## GAMELOGS

Opponent	Date	GS	MIN	Total		3-Pointers		Free throws		Rebounds				PF	A	TO	BLK	STL	PTS	AVG
				FG-FGA	PCT	3FG-3FGA	PCT	FT-FTA	PCT	OFF	DEF	TOT	AVG							
Southern Va.	11/05/2025	*	16:28	3-4	.750	1-2	.500	2-2	1.000	2	5	7	7.0	2	2	1	0	0	9	9.0
East Carolina	11/08/2025	*	13:51	1-3	.333	0-2	.000	1-4	.250	2	3	5	6.0	4	2	0	0	0	3	6.0
William & Mary	11/11/2025	*	20:38	1-3	.333	1-2	.500	6-8	.750	5	4	9	7.0	1	2	3	0	2	9	7.0
VMI	11/19/2025	*	17:22	3-4	.750	2-2	1.000	0-0	.000	2	7	9	7.5	0	3	0	0	0	8	7.3
Gardner-Webb	11/22/2025	*	17:20	2-7	.286	0-3	.000	0-0	.000	1	9	10	8.0	1	3	3	2	0	4	6.6
vs Furman	11/27/2025	*	26:56	2-5	.400	1-1	1.000	2-2	1.000	6	4	10	8.3	3	6	4	0	1	7	6.7
vs Charlotte	11/28/2025	*	20:29	2-4	.500	1-3	.333	1-2	.500	1	3	4	7.7	0	3	3	0	1	6	6.6
at Belmont	12/03/2025	*	19:14	1-4	.250	1-2	.500	0-0	.000	0	6	6	7.5	1	3	1	0	0	3	6.1
Old Dominion	12/06/2025	*	22:26	8-12	.667	0-0	.000	0-1	.000	4	4	8	7.6	2	2	0	1	0	16	7.2
Southern Ill.	12/13/2025	*	18:01	3-8	.375	0-2	.000	0-0	.000	0	3	3	7.1	2	1	3	3	1	6	7.1
at Elon	12/17/2025	*	22:05	3-4	.750	1-2	.500	0-0	.000	5	3	8	7.2	4	2	1	0	0	7	7.1
The Citadel	12/20/2025	*	20:13	6-7	.857	2-2	1.000	0-0	.000	1	4	5	7.0	0	3	1	1	0	14	7.7
Charleston So.	12/28/2025	*	15:30	3-9	.333	1-3	.333	0-0	.000	1	3	4	6.8	1	1	5	0	1	7	7.6
George Washington	12/31/2025	*	19:24	0-3	.000	0-2	.000	0-0	.000	3	5	8	6.9	3	3	1	0	1	0	7.1
at Fordham	01/04/2026	*	19:50	5-7	.714	4-4	1.000	0-0	.000	1	2	3	6.6	4	1	0	0	0	14	7.5
at St. Bonaventure	01/07/2026	*	26:30	2-3	.667	0-1	.000	0-0	.000	1	9	10	6.8	2	3	0	3	1	4	7.3
Saint Joseph's	01/11/2026	*	22:21	3-7	.429	2-4	.500	0-0	.000	1	7	8	6.9	2	1	0	0	0	8	7.4
La Salle	01/14/2026	*	23:31	5-12	.417	3-6	.500	1-1	1.000	1	7	8	6.9	3	0	1	3	0	14	7.7
at Saint Louis	01/17/2026	*	17:57	1-5	.200	0-2	.000	0-0	.000	1	4	5	6.8	0	1	1	0	0	2	7.4
Totals		19	380:05	54-111	.486	20-45	.444	13-20	.650	38	92	130	6.8	35	42	28	13	8	141	7.4

## Player Averages

Games Played	Minutes/ game	Points/ game	FG Pct	3FG Pct	FT Pct	Rebounds/ game	Assists/ game	Turnovers/ game	Assist/Turnover ratio	Steals/ game	Blocks/ game
19	20.0	7.4	48.6	44.4	65.0	6.8	2.2	1.5	1.5	0.4	0.7



# #24 JAYLEN ROBINSON

R-FRESHMAN | FORWARD  
6'6" | 225 LBS  
JACKSONVILLE, FL  
DME ACADEMY



[LINK TO FULL BIO](#)



### CAREER HIGHS

Statistic	Value
Points	9 vs Southern Va. 11/05/25
Rebounds	4 vs Southern Va. 11/05/25
Assists	2 vs Southern Va. 11/05/25, vs Gardner-Webb 11/22/25
Steals	1 5 times
Blocks	1 at Belmont 12/03/25, vs Old Dominion 12/06/25, vs Charlotte 11/28/25
FG Made	3 vs Southern Va. 11/05/25, vs East Carolina 11/08/25, vs Gardner-Webb 11/22/25
FG Attempts	6 vs Southern Va. 11/05/25, vs Charleston So. 12/28/25
3FG Made	1 vs Charleston So. 12/28/25
3FG Attempts	2 vs Charleston So. 12/28/25
FT Made	3 vs Southern Va. 11/05/25, vs Charlotte 11/28/25
FT Attempts	5 vs Southern Va. 11/05/25, vs Charlotte 11/28/25

### CAREER STATS

				Field Goals		3-Point		F-Throws		Rebounds										Scoring	
SEASON	TEAM	GP-GS	MIN/AVG	FG-FGA	FG%	3FG-3FGA	3FG%	FT-FTA	FT%	OFF	DEF	TOT	AVG	PF-FO	A	TO	BLK	STL	PTS	AVG	
2025-26	UR	18-0	159/8.9	20-31	.645	1-3	.333	10-23	.435	9	17	26	1.4	26-0	9	7	3	5	51	2.8	
TOTAL		18-0	159/8.9	20-31	.645	1-3	.333	10-23	.435	9	17	26	1.4	26-0	9	7	3	5	51	2.8	

### GAMELOGS

Opponent	Date	GS	MIN	Total		3-Pointers		Free throws		Rebounds										
				FG-FGA	PCT	3FG-3FGA	PCT	FT-FTA	PCT	OFF	DEF	TOT	AVG	PF	A	TO	BLK	STL	PTS	AVG
Southern Va.	11/05/2025		18:46	3-6	.500	0-0	.000	3-5	.600	3	1	4	4.0	1	2	1	0	1	9	9.0
East Carolina	11/08/2025		17:24	3-4	.750	0-1	.000	0-0	.000	0	3	3	3.5	2	0	0	0	1	6	7.5
William & Mary	11/11/2025		07:32	1-1	1.000	0-0	.000	0-2	.000	1	2	3	3.3	3	0	2	0	0	2	5.7
VMI	11/19/2025		14:27	0-2	.000	0-0	.000	0-2	.000	0	2	2	3.0	4	1	0	0	0	0	4.3
Gardner-Webb	11/22/2025		14:20	3-4	.750	0-0	.000	1-2	.500	1	1	2	2.8	2	2	2	0	1	7	4.8
vs Furman	11/27/2025		05:10	0-0	.000	0-0	.000	0-0	.000	0	1	1	2.5	2	0	0	0	0	0	4.0
vs Charlotte	11/28/2025		12:07	1-1	1.000	0-0	.000	3-5	.600	1	1	2	2.4	2	0	0	1	1	5	4.1
at Belmont	12/03/2025		10:07	1-1	1.000	0-0	.000	1-2	.500	1	0	1	2.3	0	1	0	1	0	3	4.0
Old Dominion	12/06/2025		08:02	1-1	1.000	0-0	.000	1-2	.500	0	1	1	2.1	1	0	0	1	0	3	3.9
Southern Ill.	12/13/2025		04:42	0-0	.000	0-0	.000	0-0	.000	0	1	1	2.0	2	0	0	0	0	0	3.5
at Elon	12/17/2025		01:36	0-0	.000	0-0	.000	0-0	.000	0	0	0	1.8	1	0	1	0	0	0	3.2
The Citadel	12/20/2025		06:34	1-1	1.000	0-0	.000	0-0	.000	1	1	2	1.8	0	1	1	0	0	2	3.1
Charleston So.	12/28/2025		06:26	2-6	.333	1-2	.500	0-0	.000	0	0	0	1.7	1	0	0	0	1	5	3.2
George Washington	12/31/2025		06:09	0-0	.000	0-0	.000	0-0	.000	0	0	0	1.6	1	0	0	0	0	0	3.0
at St. Bonaventure	01/07/2026		04:60	1-1	1.000	0-0	.000	0-0	.000	0	2	2	1.6	2	1	0	0	0	2	2.9
Saint Joseph's	01/11/2026		04:22	1-1	1.000	0-0	.000	0-0	.000	0	1	1	1.6	0	0	0	0	0	2	2.9
La Salle	01/14/2026		01:50	0-0	.000	0-0	.000	0-0	.000	0	0	0	1.5	1	0	0	0	0	0	2.7
at Saint Louis	01/17/2026		14:54	2-2	1.000	0-0	.000	1-3	.333	1	0	1	1.4	1	1	0	0	0	5	2.8
Totals		0	159:28	20-31	.645	1-3	.333	10-23	.435	9	17	26	1.4	26	9	7	3	5	51	2.8

### Player Averages

Games Played	Minutes/game	Points/game	FG Pct	3FG Pct	FT Pct	Rebounds/game	Assists/game	Turnovers/game	Assist/Turnover ratio	Steals/game	Blocks/game
18	8.9	2.8	64.5	33.3	43.5	1.4	0.5	0.4	1.3	0.3	0.2



# #33 APOSTOLOS ROUMOGLOU

ahh-POS-two-los ROOM-ahh-glue

SENIOR | FORWARD

6'8" | 215 LBS

XANTHI, GREECE

ARION XANTHI CLUB

CONNECTICUT

[LINK TO FULL BIO](#)



## CAREER HIGHS

Statistic	Value	
Points	15	at William & Mary 12/18/24
Rebounds	11	vs Florida Tech 11/25/24
Assists	5	at St. Bonaventure 01/15/25
Steals	3	at Elon 12/17/25
Blocks	3	at Auburn 12/08/24, vs Old Dominion 12/06/25
FG Made	5	at William & Mary 12/18/24, at Elon 12/17/25
FG Attempts	11	vs Marist 11/09/24
3FG Made	5	at William & Mary 12/18/24
3FG Attempts	8	vs Marist 11/09/24
FT Made	2	4 times
FT Attempts	3	at Davidson 02/08/25

## CAREER STATS

SEASON	TEAM	GP-GS	MIN/AVG	Field Goals		3-Point		F-Throws		Rebounds				Scoring						
				FG-FGA	FG%	3FG-3FGA	3FG%	FT-FTA	FT%	OFF	DEF	TOT	AVG	PF-FO	A	TO	BLK	STL	PTS	AVG
2022-23	UConn	20-0	30/1.5	2-7	.286	0-2	.000	2-3	.667	2	5	7	0.4	4-0	1	2	0	1	6	0.3
2023-24	UConn	24-0	51/2.1	7-12	.583	5-9	.556	4-4	1.000	1	10	11	0.5	4-0	4	0	2	2	23	1.0
2024-25	UR	25-11	665/26.6	51-153	.333	28-108	.259	5-12	.417	22	107	129	5.2	50-0	33	21	18	17	135	5.4
2025-26	UR	19-0	329/17.3	23-66	.348	10-48	.208	2-3	.667	13	54	67	3.5	14-0	24	8	9	12	58	3.1
TOTAL FOR UR		44-11	994/22.6	74-219	.338	38-156	.244	7-15	.467	35	161	196	4.5	64-0	57	29	27	29	193	4.4
TOTAL		88-11	1076/12.2	83-238	.349	43-167	.257	13-22	.591	38	176	214	2.4	72-0	62	31	29	32	222	2.5

## GAMELOGS

Opponent	Date	GS	MIN	Total		3-Pointers		Free throws		Rebounds				Other Stats						
				FG-FGA	PCT	3FG-3FGA	PCT	FT-FTA	PCT	OFF	DEF	TOT	AVG	PF	A	TO	BLK	STL	PTS	AVG
Southern Va.	11/05/2025		12:17	1-6	.167	0-5	.000	1-2	.500	1	1	2	2.0	1	0	0	0	1	3	3.0
East Carolina	11/08/2025		13:40	1-2	.500	0-1	.000	0-0	.000	0	2	2	2.0	0	2	1	0	0	2	2.5
William & Mary	11/11/2025		15:38	0-4	.000	0-4	.000	0-0	.000	1	6	7	3.7	0	0	0	0	0	0	1.7
VMI	11/19/2025		17:37	2-2	1.000	0-0	.000	0-0	.000	0	7	7	4.5	1	1	1	1	0	4	2.3
Gardner-Webb	11/22/2025		20:16	3-5	.600	1-3	.333	0-0	.000	1	4	5	4.6	0	1	0	0	0	7	3.2
vs Furman	11/27/2025		20:30	3-7	.429	2-6	.333	1-1	1.000	1	1	2	4.2	1	1	0	0	0	9	4.2
vs Charlotte	11/28/2025		15:04	1-2	.500	1-2	.500	0-0	.000	0	3	3	4.0	3	0	1	0	0	3	4.0
at Belmont	12/03/2025		09:39	0-3	.000	0-2	.000	0-0	.000	1	3	4	4.0	0	1	1	0	1	0	3.5
Old Dominion	12/06/2025		21:14	1-2	.500	0-1	.000	0-0	.000	1	6	7	4.3	1	1	1	3	1	2	3.3
Southern Ill.	12/13/2025		28:05	1-3	.333	1-3	.333	0-0	.000	0	3	3	4.2	1	2	0	2	1	3	3.3
at Elon	12/17/2025		23:57	5-8	.625	2-5	.400	0-0	.000	0	5	5	4.3	1	4	1	0	3	12	4.1
The Citadel	12/20/2025		20:33	1-3	.333	1-3	.333	0-0	.000	0	1	1	4.0	0	0	0	1	1	3	4.0
Charleston So.	12/28/2025		19:17	2-4	.500	1-2	.500	0-0	.000	2	3	5	4.1	2	2	0	1	1	5	4.1
George Washington	12/31/2025		15:44	1-4	.250	1-4	.250	0-0	.000	0	1	1	3.9	0	2	0	0	0	3	4.0
at Fordham	01/04/2026		13:44	0-2	.000	0-0	.000	0-0	.000	2	1	3	3.8	1	3	1	0	1	0	3.7
at St. Bonaventure	01/07/2026		15:28	1-3	.333	0-2	.000	0-0	.000	1	2	3	3.8	0	1	1	1	0	2	3.6
Saint Joseph's	01/11/2026		14:24	0-2	.000	0-2	.000	0-0	.000	0	4	4	3.8	0	1	0	0	0	0	3.4
La Salle	01/14/2026		17:29	0-2	.000	0-1	.000	0-0	.000	1	0	1	3.6	1	1	0	0	1	0	3.2
at Saint Louis	01/17/2026		14:47	0-2	.000	0-2	.000	0-0	.000	1	1	2	3.5	1	1	0	0	1	0	3.1
Totals		0	329:23	23-66	.348	10-48	.208	2-3	.667	13	54	67	3.5	14	24	8	9	12	58	3.1

## Player Averages

Games Played	Minutes/game	Points/game	FG Pct	3FG Pct	FT Pct	Rebounds/game	Assists/game	Turnovers/game	Assist/Turnover ratio	Steals/game	Blocks/game
19	17.3	3.1	34.8	20.8	66.7	3.5	1.3	0.4	3.0	0.6	0.5





# #35 BRYSON McGLOTHIN

mik-GLAW-thin

R-FRESHMAN | FORWARD

6'8" | 188 LBS

PLANO, TEXAS

JOHN PAUL II



[LINK TO FULL BIO](#)



## CAREER HIGHS

Statistic	Value	
Points	4	vs Southern Va. 11/05/25
Rebounds	2	vs Southern Va. 11/05/25
Steals	1	vs VMI 11/19/25
FG Made	1	vs Southern Va. 11/05/25
FG Attempts	3	vs Southern Va. 11/05/25
3FG Made	1	vs Southern Va. 11/05/25
3FG Attempts	3	vs Southern Va. 11/05/25
FT Made	1	vs Southern Va. 11/05/25
FT Attempts	2	vs Southern Va. 11/05/25

## CAREER STATS

				Field Goals		3-Point		F-Throws		Rebounds									Scoring	
SEASON	TEAM	GP-GS	MIN/AVG	FG-FGA	FG%	3FG-3FGA	3FG%	FT-FTA	FT%	OFF	DEF	TOT	AVG	PF-FO	A	TO	BLK	STL	PTS	AVG
2025-26	UR	3-0	13/4.2	1-5	.200	1-4	.250	1-2	.500	0	3	3	1.0	2-0	0	0	0	1	4	1.3
TOTAL		3-0	13/4.2	1-5	.200	1-4	.250	1-2	.500	0	3	3	1.0	2-0	0	0	0	1	4	1.3

## GAMELOGS

Opponent	Date	GS	MIN	Total		3-Pointers		Free throws		Rebounds										
				FG-FGA	PCT	3FG-3FGA	PCT	FT-FTA	PCT	OFF	DEF	TOT	AVG	PF	A	TO	BLK	STL	PTS	AVG
Southern Va.	11/05/2025		03:08	1-3	.333	1-3	.333	1-2	.500	0	2	2	2.0	0	0	0	0	0	4	4.0
VMI	11/19/2025		07:56	0-1	.000	0-0	.000	0-0	.000	0	1	1	1.5	2	0	0	0	1	0	2.0
The Citadel	12/20/2025		01:37	0-1	.000	0-1	.000	0-0	.000	0	0	0	1.0	0	0	0	0	0	0	1.3
Totals		0	12:41	1-5	.200	1-4	.250	1-2	.500	0	3	3	1.0	2	0	0	0	1	4	1.3

## Player Averages

Games Played	Minutes/ game	Points/ game	FG Pct	3FG Pct	FT Pct	Rebounds/ game	Assists/ game	Turnovers/ game	Assist/Turnover ratio	Steals/ game	Blocks/ game
3	4.2	1.3	20.0	25.0	50.0	1.0	0.0	0.0	0.0	0.3	0.0



# SPIDERS SEASON RANKS

THROUGH 1/15/2026

## TEAM RANKS

Statistic	National Rank	Conference Rank	Value
Assist/Turnover Ratio (361 ranked)	56	2	1.50
Assists Per Game (361 ranked)	119	6	15.2
Bench Points per game (361 ranked)	7	2	37.47
Blocks Per Game (361 ranked)	308	13	2.5
Effective FG pct (361 ranked)	113	7	0.536
Fastbreak Points (361 ranked)	45	3	15.05
Field Goal Percentage (361 ranked)	156	8	45.8
Field Goal Percentage Defense (361 ranked)	140	6	42.9
Fouls Per Game (361 ranked)	165	9	17.5
Free Throw Attempts Per Game (361 ranked)	95	4	23.2
Free Throw Percentage (361 ranked)	69	4	75.5
Free Throws Made Per Game (361 ranked)	68	4	17.5
Rebound Margin (361 ranked)	219	11	0.6
Rebounds (Defensive) Per Game (361 ranked)	55	3	27.00
Rebounds (Offensive) Per Game (361 ranked)	306	11	9.58
Rebounds Per Game (361 ranked)	164	7	36.58
Scoring Defense (361 ranked)	148	7	72.6
Scoring Margin (361 ranked)	94	6	8.3
Scoring Offense (361 ranked)	100	5	80.9
Steals Per Game (361 ranked)	118	6	7.6
Three Point Attempts Per Game (361 ranked)	144	7	24.4
Three Point Percentage (361 ranked)	24	2	37.8
Three Point Percentage Defense (361 ranked)	74	2	31.0
Three Pointers Per Game (361 ranked)	83	5	9.2
Turnover Margin (361 ranked)	61	2	2.5
Turnovers Forced Per Game (361 ranked)	142	7	12.63
Turnovers Per Game (361 ranked)	38	1	10.2
Winning Percentage (361 ranked)	70	4	68.4

## INDIVIDUAL RANKS

Statistic	Player	National Rank	Conference Rank	Value
Assist/Turnover Ratio (350 ranked)				
Assists (346 ranked)				
Assists Per Game (350 ranked)				
Blocks (324 ranked)				
Blocks Per Game (349 ranked)				
Double Doubles (256 ranked)				
Field Goal Attempts (350 ranked)				
Field Goal Percentage (350 ranked)				
Field Goals (340 ranked)				
Free Throw Attempts (339 ranked)	Aiden Argabright AJ Lopez	139 177	3 5	97 93
Free Throw Percentage (349 ranked)	AJ Lopez Aiden Argabright	99 185	6 9	86.0 82.5
Free Throws (346 ranked)	Aiden Argabright AJ Lopez	104 104	3 3	80 80
Minutes Per Game (350 ranked)				
Points (347 ranked)				
Points Per Game (1494 ranked)	AJ Lopez Jaden Daughtry Aiden Argabright Willi Johnston	547 1041 1064 1082	16 42 43 44	13.0 10.2 10.1 10.0
Rebounds (337 ranked)	Mike Walz	142	4	130
Rebounds (Defensive) Per Game (348 ranked)	Mike Walz	157	4	4.84
Rebounds (Offensive) Per Game (333 ranked)	Mike Walz	333	9	2.00
Rebounds Per Game (346 ranked)	Mike Walz	176	4	6.8
Steals (320 ranked)				
Steals Per Game (343 ranked)				
Three Point Attempts (335 ranked)				
Three Point Percentage (125 ranked)				
Three Pointers Per Game (345 ranked)				
Total 3-point FGM (334 ranked)				
Triple Doubles (2 ranked)				



# ATLANTIC 10 STATS

### Game Records

Record	Overall	Home	Away	Neutral
ALL GAMES	3-3	1-2	2-1	0-0
CONFERENCE	3-3	1-2	2-1	0-0
NON-CONFERENCE	0-0	0-0	0-0	0-0

### Score by Periods

Team	1st	2nd	OT	TOT
Richmond	202	257	0	459
Opponents	234	228	0	462

### Team Box Score

No.	Player				Total		3-Point		F-Throw		Rebounds											
		GP-GS	MIN	AVG	FG-FGA	FG%	3FG-3FGA	3FG%	FT-FTA	FT%	OFF	DEF	TOT	AVG	PF	DQ	A	TO	BLK	STL	PTS	AVG
6	LOPEZ, AJ	6-6	158:33	26.4	28-59	.475	9-18	.500	23-27	.852	5	9	14	2.3	11	0	6	4	5	7	88	14.7
4	JOHNSTON, Will	6-6	167:15	27.9	26-64	.406	12-28	.429	22-24	.917	2	32	34	5.7	6	0	15	5	0	6	86	14.3
3	ARGABRIGHT, Aiden	6-0	130:24	21.7	16-39	.410	4-9	.444	17-21	.810	2	7	9	1.5	15	0	16	2	0	6	53	8.8
2	DAUGHTRY, Jaden	6-4	94:12	15.7	19-34	.559	6-7	.857	5-10	.500	2	10	12	2.0	6	0	5	8	0	5	49	8.2
21	WALZ, Mike	6-6	129:33	21.6	16-37	.432	9-19	.474	1-1	1.000	8	34	42	7.0	14	0	9	3	6	2	42	7.0
5	TANNER, Collin	4-0	55:18	13.8	7-16	.438	4-9	.444	4-6	.667	3	1	4	1.0	1	0	1	1	0	1	22	5.5
9	BEAGLE, Jonathan	6-0	88:25	14.7	13-20	.650	0-1	.000	5-10	.500	6	13	19	3.2	10	0	11	6	2	4	31	5.2
11	HARPER III, Will	5-0	57:52	11.6	7-14	.500	2-3	.667	9-11	.818	6	6	12	2.4	7	0	2	5	0	1	25	5.0
1	TYNE, Mikkel	6-6	121:29	20.2	8-25	.320	6-16	.375	3-4	.750	0	6	6	1.0	7	0	10	5	0	3	25	4.2
12	THOMAS, David	6-2	73:08	12.2	9-22	.409	4-9	.444	2-3	.667	3	6	9	1.5	5	0	0	2	0	2	24	4.0
24	ROBINSON, Jaylen	5-0	32:15	6.4	4-4	1.000	0-0	.000	1-3	.333	1	3	4	0.8	5	0	2	0	0	0	9	1.8
33	ROUMOGLOU, Apostolos	6-0	91:35	15.3	2-15	.133	1-11	.091	0-0	.000	5	9	14	2.3	3	0	9	2	1	3	5	0.8
Team											6	10	16					2				
Total		6	1200		155-349	.444	57-130	.438	92-120	.767	49	146	195	32.5	90	0	86	45	14	40	459	76.5
Opponents		6	1200		171-373	.458	56-166	.337	64-90	.711	70	159	229	38.2	100	1	85	59	16	24	462	77.0

### Team Statistics

	UR	OPP
Scoring	459	462
Points per game	76.5	77.0
Scoring margin	-0.5	-
Field goals-att	155-349	171-373
Field goal pct	.444	.458
3 point fg-att	57-130	56-166
3-point FG pct	.438	.337
3-pt FG made per game	9.5	9.3
Free throws-att	92-120	64-90
Free throw pct	.767	.711
F-Throws made per game	15.3	10.7
Rebounds	195	229
Rebounds per game	32.5	38.2
Rebounding margin	-5.7	-
Assists	86	85
Assists per game	14.3	14.2
Turnovers	45	59
Turnovers per game	7.5	9.8
Turnover margin	+2.3	-
Assist/turnover ratio	1.9	1.4
Steals	40	24
Steals per game	6.7	4.0
Blocks	14	16
Blocks per game	2.3	2.7
Winning streak	0	-
Home win streak	1	-
Attendance	14122	13917
Home games-Avg/Game	3-4707	3-4639
Neutral site-Avg/Game	-	0-0

### Team Results

Date	Opponent		Score	Att.
12/31/2025	George Washington	L	85-99	4806
01/04/2026	at Fordham	W	83-75	1643
01/07/2026	at St. Bonaventure	W	89-80	3008
01/11/2026	Saint Joseph's	L	65-67	5230
01/14/2026	La Salle	W	74-53	4086
01/17/2026	at Saint Louis	L	63-88	9266





# SEASON STATS

### Game Records

Record	Overall	Home	Away	Neutral
ALL GAMES	13-6	9-3	3-2	1-1
CONFERENCE	3-3	1-2	2-1	0-0
NON-CONFERENCE	10-3	8-1	1-1	1-1

### Score by Periods

Team	1st	2nd	OT	TOT
Richmond	737	781	19	1537
Opponents	678	691	10	1379

### Team Box Score

No.	Player				Total		3-Point		F-Throw		Rebounds											
		GP-GS	MIN	AVG	FG-FGA	FG%	3FG-3FGA	3FG%	FT-FTA	FT%	OFF	DEF	TOT	AVG	PF	DQ	A	TO	BLK	STL	PTS	AVG
6	LOPEZ, AJ	19-19	430:14	22.6	72-150	.480	23-56	.411	80-93	.860	7	38	45	2.4	34	0	21	19	11	15	247	13.0
2	DAUGHTRY, Jaden	19-4	317:33	16.7	72-133	.541	17-33	.515	33-51	.647	13	51	64	3.4	24	0	13	28	4	19	194	10.2
3	ARGABRIGHT, Aiden	19-0	398:16	21.0	49-118	.415	14-44	.318	80-97	.825	4	34	38	2.0	43	0	41	14	0	24	192	10.1
4	JOHNSTON, Will	19-19	472:19	24.9	61-148	.412	34-82	.415	34-38	.895	4	56	60	3.2	29	0	43	17	1	9	190	10.0
21	WALZ, Mike	19-19	380:05	20.0	54-111	.486	20-45	.444	13-20	.650	38	92	130	6.8	35	0	42	28	13	8	141	7.4
9	BEAGLE, Jonathan	19-0	300:28	15.8	43-75	.573	0-2	.000	41-63	.651	36	58	94	4.9	40	0	33	18	4	11	127	6.7
5	TANNER, Collin	17-13	278:59	16.4	39-88	.443	11-37	.297	13-16	.813	17	31	48	2.8	12	0	12	11	1	10	102	6.0
1	TYNE, Mikkell	18-18	359:55	20.0	36-96	.375	22-60	.367	9-15	.600	1	20	21	1.2	37	0	31	16	0	14	103	5.7
12	THOMAS, David	19-3	294:23	15.5	35-77	.455	18-37	.486	7-8	.875	8	18	26	1.4	23	0	14	7	2	15	95	5.0
11	HARPER III, Will	9-0	79:39	8.9	9-23	.391	4-11	.364	9-11	.818	6	8	14	1.6	11	0	5	6	0	1	31	3.4
33	ROUMOGLOU, Apostolos	19-0	329:23	17.3	23-66	.348	10-48	.208	2-3	.667	13	54	67	3.5	14	0	24	8	9	12	58	3.1
24	ROBINSON, Jaylen	18-0	159:28	8.9	20-31	.645	1-3	.333	10-23	.435	9	17	26	1.4	26	0	9	7	3	5	51	2.8
35	MCGLOTHIN, Bryson	3-0	12:41	4.2	1-5	.200	1-4	.250	1-2	.500	0	3	3	1.0	2	0	0	0	0	1	4	1.3
15	MOONEY, Kirby	3-0	11:37	3.9	1-3	.333	0-1	.000	0-0	.000	2	0	2	0.7	2	0	1	3	0	1	2	0.7
Team											24	33	57					11				
Total		19	3825		515-1124	.458	175-463	.378	332-440	.755	182	513	695	36.6	332	0	289	193	48	145	1537	80.9
Opponents		19	3825		485-1130	.429	162-523	.310	247-363	.680	200	483	683	35.9	347	6	222	240	51	97	1379	72.6

### Team Statistics

	UR	OPP
Scoring	1537	1379
Points per game	80.9	72.6
Scoring margin	+8.3	-
Field goals-att	515-1124	485-1130
Field goal pct	.458	.429
3 point fg-att	175-463	162-523
3-point FG pct	.378	.310
3-pt FG made per game	9.2	8.5
Free throws-att	332-440	247-363
Free throw pct	.755	.680
F-Throws made per game	17.5	13.0
Rebounds	695	683
Rebounds per game	36.6	35.9
Rebounding margin	+0.6	-
Assists	289	222
Assists per game	15.2	11.7
Turnovers	193	240
Turnovers per game	10.2	12.6
Turnover margin	+2.5	-
Assist/turnover ratio	1.5	0.9
Steals	145	97
Steals per game	7.6	5.1
Blocks	48	51
Blocks per game	2.5	2.7
Winning streak	0	-
Home win streak	1	-
Attendance	53715	16550
Home games-Avg/Game	12-4476	5-3310
Neutral site-Avg/Game	-	2-267

### Team Results

Date	Opponent		Score	Att.
11/05/2025	Southern Va.	W	84-56	3736
11/08/2025	East Carolina	W	87-72	4632
11/11/2025	William & Mary	W	90-86	4226
11/19/2025	VMI	W	87-54	4393
11/22/2025	Gardner-Webb	W	102-67	4176
11/27/2025	vs Furman	L	72-73	533
11/28/2025	vs Charlotte	W	71-66	0
12/03/2025	at Belmont	W	84-76	1405
12/06/2025	Old Dominion	W	86-77	4602
12/13/2025	Southern Ill.	Wot	93-84	4539
12/17/2025	at Elon	L	70-73	1228
12/20/2025	The Citadel	W	80-56	4401
12/28/2025	Charleston So.	L	72-77	4888
12/31/2025	George Washington	L	85-99	4806
01/04/2026	at Fordham	W	83-75	1643
01/07/2026	at St. Bonaventure	W	89-80	3008
01/11/2026	Saint Joseph's	L	65-67	5230
01/14/2026	La Salle	W	74-53	4086
01/17/2026	at Saint Louis	L	63-88	9266





**#1 MIKKEL TYNE**  
G | JR | 5'10" | 180 | TORONTO, ONT

PTS	REB	AST	STL	MIN
5.7	1.2	1.7	0.8	20.0

- 31 Ast, 16 TO this season (last season: 45 Ast, 51 TO)
- DNP at Belmont (hamstring), snapping streaks of 39 starts/72 games
- UR's top returning scorer from last season (9.3 PPG)
- Scored career-high 22 pts vs Ball St on 11/27/24 (15 in 2nd half)
- First name is pronounced mik-KELL

CAREER HIGHS		LAST GAME	
PTS	REB	PTS	REB
22	7	0	2
AST	STL	AST	STL
5	4	1	0



**#2 JADEN DAUGHTRY**  
F | JR | 6'7" | 230 | RICHMOND, VA

PTS	REB	AST	STL	MIN
10.2	3.4	0.7	1.0	16.7

- 17-33 (52%) 3pt FGs this season (leads A-10, min. 30 attempts)
- Season-high 23 points vs GW on 12/31 (1st start this season)
- 3rd in A-10 with 24.4 points per 40 mins this season
- 1st in MVC, 12th in D-I in points per 40 mins last season (26.6)
- Name is pronounced JAY-den DAW-tree

CAREER HIGHS		LAST GAME	
PTS	REB	PTS	REB
26	11	0	1
AST	STL	AST	STL
3	4	1	1



**#3 AIDEN ARGABRIGHT**  
G | FR | 5'11" | 155 | RICHMOND, VA

PTS	REB	AST	STL	MIN
10.1	2.0	2.2	1.3	21.0

- Leads A-10 freshmen with 10.1 PPG, 2.9 Ast-TO ratio this season
- 2nd among A-10 freshmen in Ast PG (2.2) and steals PG (1.3)
- 2-time A-10 Rookie of the Week (11/24, 12/8)
- Scored 9 of his 18 pts vs Southern Illinois in OT on 12/13
- Led Richmond's John Marshall High to last 2 Class 2 state championships

CAREER HIGHS		LAST GAME	
PTS	REB	PTS	REB
18	4	7	0
AST	STL	AST	STL
5	3	1	1



**#4 WILL JOHNSTON**  
G | GR | 6'3" | 185 | SYDNEY, AUSTRALIA

PTS	REB	AST	STL	MIN
10.0	3.2	2.3	0.5	24.9

- 1/14 vs La Salle: career-high 12 Reb (most by Spiders guard since 2018)
- 20+ pts in 3 straight games from 12/31 to 1/7 (longest streak of career)
- Scored all of his game-high 24 pts in 2nd half at St. Bonaventure on 1/7
- Stretched 1-pt UR lead to 4 with banked in 3 with 27 secs left at Belmont
- 11.9 PPG (3rd on team), 3.2 APG (1st) at Loyola Marymount last yea

CAREER HIGHS		LAST GAME	
PTS	REB	PTS	REB
36	12	5	2
AST	STL	AST	STL
11	4	1	3



**#5 COLLIN TANNER**  
G | JR | 6'6" | 205 | CREEDMOOR, NC

PTS	REB	AST	STL	MIN
6.0	2.8	0.7	0.6	16.4

- Scored all 10 of his pts in 1st half at St. Bonaventure on 1/7
- DNP at Fordham on 1/4 (quad), snapping streak of 46 straight gms played
- Tied career high w 13 pts vs The Citadel on 12/20
- Tied career high with 8 Reb vs William & Mary on 11/11
- No. 2 North Carolina recruit in Class of 2023, according to HoopSeen

CAREER HIGHS		LAST GAME	
PTS	REB	PTS	REB
13	8	--	--
AST	STL	AST	STL
3	5	--	--



**#6 AJ LOPEZ**  
G | GR | 6'5" | 185 | QUEENS, NY

PTS	REB	AST	STL	MIN
13.0	2.4	1.1	0.8	22.6

- Scored 1,000th career point on jumper w 16:43 to play at SLU on 1/17
- Led UR w 18 pts, +22 plus-minus vs La Salle on 1/14
- T-3rd in A-10 with 80 FT, 6th in FT pct (86.0) this season
- 14-14 FT vs Charleston So. (tied Robins Center record for FT w/o a miss)
- 2nd Team All-America East selection at Maine last season

CAREER HIGHS		LAST GAME	
PTS	REB	PTS	REB
27	6	20	4
AST	STL	AST	STL
4	3	0	1



**#9 JONATHAN BEAGLE**  
F | SR | 6'10" | 250 | HUDSON FALLS, NY

PTS	REB	AST	STL	MIN
6.7	4.9	1.7	0.6	15.8

- Scored 1,000th career point on floater w 4:37 left vs La Salle on 1/14
- 57.3 FG pct is 10th in A-10 (min. 75 FG attempts)
- UR's leading scorer in 1st 2 gms this season (12 vs So. Va, 15 vs ECU)
- Scored career-high 23 points at Bucknell on 11/16/24
- 17 career double-doubles (15 more than any other active Spider)

CAREER HIGHS		LAST GAME	
PTS	REB	PTS	REB
23	16	2	3
AST	STL	AST	STL
6	3	1	0




**#11 WILL HARPER III**  
G | FR | 6'5" | 185 | BOWIE, MD

PTS	REB	AST	STL	MIN
3.4	1.6	0.6	0.1	8.9≠

- 17 points at SLU on 1/17 (entered game with 14 points all season)
- Made pair of 3ptrs vs VMI on 11/19 for 1st career points
- Missed 1 month of non-conference season with mononucleosis
- Led powerhouse Gonzaga (DC) to '25 DCSAA Class AA Championship
- Honorable mention All-Met selection by The Washington Post

CAREER HIGHS		LAST GAME	
PTS	REB	PTS	REB
17	4	17	4
AST	STL	AST	STL
2	1	1	1



**#12 DAVID THOMAS**  
G | JR | 6'2" | 200 | McDONOUGH, GA

PTS	REB	AST	STL	MIN
5.0	1.4	0.7	0.8	15.5

- 18-37 (49%) 3pt FGs this season (2nd in A-10, min. 30 attempts)
- Career-high 6 3pt FG at Belmont on 12/3 (6-7 3pt FG)
- 3 starts this season (12/3 at Belmont, 1/14 vs La Salle, 1/17 at SLU)
- 4.0 pts, 1.4 ast, 1.4 steals at DePaul last season (27 games, 2 starts)
- 11.0 PPG as freshman at Mercer in 2023-24

CAREER HIGHS		LAST GAME	
PTS	REB	PTS	REB
27	6	5	2
AST	STL	AST	STL
8	3	0	0



**#21 MIKE WALZ**  
C | SR | 6'11" | 260 | BERWYN, PA

PTS	REB	AST	BLK	MIN
7.4	6.8	2.2	0.7	20.0

- 2nd in A-10 in Def Reb Pct (26%), 6th in Off Reb Pct (12%), via KenPom
- Ranks 4th in A-10 with 6.8 RPG this season
- 20-45 (44%) 3pt FGs this season (5th in A-10, min. 30 attempts)
- Preseason 3rd Team All-Atlantic 10 selection
- Scored career-high 20 pts vs Loyola on 2/11/25 (8-12 FG, 4 Ast)

CAREER HIGHS		LAST GAME	
PTS	REB	PTS	REB
20	15	2	5
AST	BLK	AST	BLK
6	3	1	0




**#24 JAYLEN ROBINSON**  
F | R-FR | 6'6" | 225 | JACKSONVILLE, FL

PTS	REB	AST	STL	MIN
2.8	1.4	0.5	0.3	8.9

- Made 1st career 3-pointer in 1st half vs Charleston Southern
- Scored final UR pts on breakaway highlight dunk late in game vs Citadel
- Scored all of his career-high 9 pts vs So. Va. in 2nd half in season opener
- Redshirted at UR last season
- 2023 All-News4JAX Boys Basketball Player of the Year (Jacksonville)

CAREER HIGHS		LAST GAME	
PTS	REB	PTS	REB
9	4	5	1
AST	STL	AST	STL
2	1	1	0



**#33 APOSTOLOS ROUMOGLOU**  
F | SR | 6'8" | 215 | XANTHI, GREECE

PTS	REB	AST	BLK	MIN
3.1	3.5	1.3	0.5	17.3

- 12th in A-10 in Def Reb Pct (18%), via KenPom
- Season-high 12 pts, team-high 4 Ast, 3 blocks at Elon on 12/17
- Career-high 15 Pts, 5-5 3pt FG at W&M on 12/18/24
- Won national championships at UConn in 2023 & 2024
- Name is pronounced ahh-POS-two-las ROOM-ahh-glue

CAREER HIGHS		LAST GAME	
PTS	REB	PTS	REB
15	11	0	2
AST	BLK	AST	BLK
5	3	1	0

