



# 2025 OFFSEASON RECORD BOOK

RICHMOND  BASKETBALL

# 2024-25 RESULTS & STATISTICS

**Game Records**

Record	Overall	Home	Away	Neutral	Team	1st	2nd	OT	TOT
All Games	19-22	6-9	2-11	2-2	Richmond	999	1083	55	2137
CONFERENCE	5-13	3-6	2-7	0-0	Opponents	1026	1197	79	2302
NON-CONFERENCE	5-9	3-3	0-4	2-2					

**Score by Periods**

**Team Box Score**

No.	Player	Total			3-Point			F-Throw			Rebounds			PTS			AVG					
		GP-GS	MIN	AVG	FG-FGA	FG%	3FG-3FGA	3FG%	FT-FTA	FT%	OFF	DEF	TOT	AVG	PQ	DQ		A	TO	BLK	STL	PTS
3	HUNT, Delonnie	17-16	581-13	34.2	76-180	42.2	14-49	28.6	102-121	84.3	10	53	63	3.7	31	0	46	28	0	35	268	15.8
7	NESKOVIC, Dusan	32-27	800-41	25.0	132-316	41.8	43-150	28.7	126-142	88.7	13	103	116	3.6	60	1	23	33	2	18	433	13.5
1	TYNE, Mikkel	32-32	1008-46	31.5	113-295	38.3	38-140	27.1	32-41	78.0	16	56	72	2.3	77	2	45	51	0	33	296	9.3
21	WALZ, Mike	31-24	682-17	22.0	87-175	49.7	20-43	46.5	36-44	81.8	49	132	181	5.8	63	1	80	42	18	12	230	7.4
9	BEAGLE, Jonathan	32-8	497-35	15.5	77-140	55.0	3-7	42.9	59-84	70.2	23	91	114	3.6	66	1	53	48	12	6	216	6.8
8	WHITE, B. Artis	25-11	672-10	26.9	59-164	36.0	30-101	29.7	18-26	69.2	12	54	66	2.6	66	1	44	23	1	26	166	6.6
11	ROCHE, Jason	31-26	704-06	22.7	59-144	41.0	53-134	39.6	21-28	75.0	6	51	57	1.8	49	1	8	10	4	17	192	6.2
33	ROUMOGLOU, Apostolos	25-11	665-06	26.6	51-153	33.3	28-108	25.9	5-12	41.7	22	107	129	5.2	50	0	33	21	18	17	135	5.4
5	TANNER, Collin	32-5	551-13	17.2	43-108	39.8	14-47	29.8	14-18	77.8	12	68	80	2.5	45	0	17	22	6	18	114	3.6
12	SOLUIS, Ryan	20-0	135-60	6.8	17-37	45.9	2-4	50.0	5-10	50.0	10	23	33	1.7	16	1	11	9	5	2	41	2.1
25	D'ENTREMONT, Jack	11-0	138-53	12.6	7-13	53.8	2-4	50.0	4-4	1.000	3	8	11	1.0	21	1	5	4	0	2	20	1.8
40	WASHINGTON III, George	9-0	46-20	5.1	4-12	33.3	2-6	33.3	5-6	83.3	0	1	0.1	9	0	4	4	0	2	15	1.7	
10	WEAVER, Liam	1-0	0-4	4.2	0-0	0.000	0-0	0.000	1-4	25.0	0	0	0.0	1	0	0	0	0	0	0	1	1.0
13	GRAHAM, Jack	12-0	61-26	5.1	4-8	50.0	1-4	25.0	1-2	50.0	1	1	2	0.2	6	0	4	4	0	3	10	0.8
Team											31	40	71				28					
<b>Total</b>		<b>32</b>	<b>6550</b>		<b>729-1745</b>	<b>418</b>	<b>250-797</b>	<b>314</b>	<b>429-542</b>	<b>792</b>	<b>208</b>	<b>788</b>	<b>996</b>	<b>31.1</b>	<b>560</b>	<b>9</b>	<b>373</b>	<b>327</b>	<b>66</b>	<b>191</b>	<b>2137</b>	<b>66.8</b>
<b>Opponents</b>		<b>32</b>	<b>6550</b>		<b>770-1777</b>	<b>433</b>	<b>295-846</b>	<b>349</b>	<b>467-645</b>	<b>724</b>	<b>294</b>	<b>851</b>	<b>1145</b>	<b>35.8</b>	<b>495</b>	<b>8</b>	<b>397</b>	<b>333</b>	<b>92</b>	<b>189</b>	<b>2302</b>	<b>71.9</b>

**Team Statistics**

	UR	OPP
<b>Scoring</b>	<b>2137</b>	<b>2302</b>
Points per game	66.8	71.9
Scoring margin	-5.2	-
<b>Field goals-att</b>	<b>729-1745</b>	<b>770-1777</b>
Field goal pct	.418	.433
<b>3 point fg-att</b>	<b>250-797</b>	<b>295-846</b>
3-point FG pct	.314	.349
3-pt FG made per game	7.8	9.2
<b>Free throws-att</b>	<b>429-542</b>	<b>467-645</b>
Free throw pct	.792	.724
F-Throws made per game	13.4	14.6
<b>Rebounds</b>	<b>996</b>	<b>1145</b>
Rebounds per game	31.1	35.8
Rebounding margin	-4.7	-
<b>Assists</b>	<b>373</b>	<b>397</b>
Assists per game	11.7	12.4
<b>Turnovers</b>	<b>327</b>	<b>333</b>
Turnovers per game	10.2	10.4
Turnover margin	+0.2	-
Assist/turnover ratio	1.1	1.2
<b>Steals</b>	<b>191</b>	<b>189</b>
Steals per game	6.0	5.9
<b>Blocks</b>	<b>66</b>	<b>92</b>
Blocks per game	2.1	2.9
<b>Winning streak</b>	<b>0</b>	<b>-</b>
Home win streak	0	-
<b>Attendance</b>	<b>82335</b>	<b>55237</b>
Home games-Avg/Game	15-5489	13-4249
Neutral site-Avg/Game	-	4-270

**Team Results**

Date	Opponent	Score	Att.
11/06/2024	Mount Olive	W 101-68	4542
11/09/2024	Marist	L 72-79	5038
11/13/2024	at Charlotte	L 48-65	3097
11/16/2024	at Bucknell	Lot2 76-80	1255
11/20/2024	Maine	W 70-66	4633
11/25/2024	vs Florida Tech	W 67-57	317
11/26/2024	vs Louisiana Tech	L 62-65	451
11/27/2024	vs Ball St.	W 73-60	311
12/08/2024	at Auburn	L 54-98	9121
12/14/2024	Belmont	L 86-93	5043
12/18/2024	at William & Mary	L 87-93	2393
12/21/2024	VMI	W 78-71	5498
12/28/2024	FGCU	L 57-75	5457
12/31/2024	George Washington	W 66-61	4984
01/04/2025	at Massachusetts	W 72-64	3046
01/08/2025	at George Mason	L 58-64	2389
01/11/2025	Rhode Island	Lot 64-67	5465
01/15/2025	at St. Bonaventure	L 49-63	3596
01/18/2025	Saint Louis	L 59-63	5937
01/25/2025	Davidson	L 66-72	6791
01/29/2025	at George Washington	L 66-75	1848
02/01/2025	at VCU	L 49-90	7637
02/05/2025	Duquesne	W 73-68	5680
02/08/2025	at Davidson	L 60-71	2611
02/11/2025	Loyola Chicago	Lot 80-87	4470
02/15/2025	Fordham	W 70-66	6226
02/19/2025	at La Salle	W 63-58	1435
02/22/2025	at Saint Joseph's	L 62-78	3402
02/25/2025	VCU	L 60-78	6420
03/01/2025	at Dayton	Lot2 64-74	13407
03/08/2025	George Mason	L 60-64	6153
03/12/2025	vs Davidson	L 65-69	0

2024-25 TEAM GAME-BY-GAME

Table with columns: Opponent, Date, Score, Total, 3-Pointers, Free throws, Rebounds, PF, A, TO, BLK, STL, PTS, AVG. Rows include Mount Olive, Marist, at Charlotte, at Bucknell, Maine, vs Florida Tech, vs Louisiana Tech, vs Ball St, Belmont, at Auburn, at William & Mary, VMI, FGCU, George Washington, at Massachusetts, at George Mason, Rhode Island, at St. Bonaventure, Saint Louis, Davidson, at George Washington, at VCU, Duquesne, at Davidson, Loyola Chicago, Fordham, La Salle, at Saint Joseph's, VCU, at Dayton, George Mason, vs Davidson, Total, Opponents.

Richmond Averages

Summary table for Richmond Averages with columns: Games Played, Points/game, FG Pct, 3FG Pct, FT Pct, Rebounds/game, Assists/game, Turnovers/game, Assist/Turnover ratio, Steals/game, Blocks/game. Values: 32, 66.8, 41.8, 31.4, 79.2, 31.1, 11.7, 10.2, 1.1, 6.0, 2.1.

2024-25 OPPONENT GAME-BY-GAME

Table with columns: Opponent, Date, Score, Total, 3-Pointers, Free throws, Rebounds, PF, A, TO, BLK, STL, PTS, AVG. Rows include Mount Olive, Marist, at Charlotte, at Bucknell, Maine, vs Florida Tech, vs Louisiana Tech, vs Ball St, Belmont, at William & Mary, VMI, FGCU, George Washington, at Massachusetts, at George Mason, Rhode Island, at St. Bonaventure, Saint Louis, Davidson, at George Washington, at VCU, Duquesne, at Davidson, Loyola Chicago, Fordham, La Salle, at Saint Joseph's, VCU, at Dayton, George Mason, vs Davidson, Total, Richmond.

Opponents Averages

Summary table for Opponents Averages with columns: Games Played, Points/game, FG Pct, 3FG Pct, FT Pct, Rebounds/game, Assists/game, Turnovers/game, Assist/Turnover ratio, Steals/game, Blocks/game. Values: 32, 71.9, 43.3, 34.9, 72.4, 35.8, 12.4, 10.4, 1.2, 5.9, 2.9.

## 2024-25 SPECIALTY STATISTICS

DATE	OPPONENT	PTS/TO	PAINT	2ND CHANCE	FAST BREAK	BENCH	TIES	LEAD CHANGES	LEADING	TRAILING	LEAD LOST/DEFICIT OVERCOME
11/6	Mount Olive	21	50	15	15	37	2	0	39:21	0:00	--
11/9	Marist	9	22	10	9	24	3	8	15:45	22:22	Led by 9 (1st - 6:02)
11/13	Charlotte	6	28	2	5	15	3	1	7:26	28:06	Led by 5 (1st - 17:52)
11/16	Bucknell	22	36	11	4	5	7	3	31:59	11:42	Led by 21 (1st - 1:49)
11/20	Maine	4	24	8	3	12	5	9	21:22	13:27	Trailed by 5 (1st - 18:19)
11/25	Florida Tech	5	24	6	0	6	3	5	33:54	3:05	Trailed by 2 (1st - 18:42)
11/26	Louisiana Tech	13	28	2	5	19	6	3	12:25	22:55	Led by 8 (1st - 0:48)
11/27	Ball State	7	12	5	0	10	4	4	20:08	17:48	Trailed by 11 (2nd - 14:01)
12/8	#2 Auburn	3	20	12	6	7	0	0	0:00	38:59	--
12/14	Belmont	16	32	4	10	30	7	8	1:46	36:07	Led by 3 (2nd - 9:26)
12/18	William & Mary	4	38	7	13	28	7	12	12:26	25:01	Led by 9 (1st - 4:02)
12/21	VMI	7	20	10	0	26	2	2	27:29	9:18	Trailed by 10 (1st - 12:07)
12/28	Florida Gulf Coast	11	12	2	3	19	7	7	10:51	26:15	Led by 5 (1st - 6:32)
12/31	George Washington	13	20	6	5	18	4	7	16:36	19:46	Trailed by 13 (2nd - 9:03)
1/4	Massachusetts	22	22	8	9	20	3	1	20:19	16:11	Trailed by 13 (1st - 14:04)
1/8	George Mason	16	22	2	8	11	3	15	12:18	25:26	Led by 5 (1st - 2:11)
1/11	Rhode Island	15	24	7	6	8	10	11	36:47	3:04	Led by 14 (1st - 3:42)
1/15	St. Bonaventure	5	12	3	0	23	4	5	4:14	32:27	Led by 6 (1st - 17:35)
1/18	Saint Louis	12	24	3	2	18	1	2	7:44	30:53	Led by 7 (2nd - 5:52)
1/25	Davidson	7	24	2	4	16	5	8	26:43	10:18	Led by 9 (2nd - 17:46)
1/29	George Washington	14	22	0	10	27	5	6	3:15	30:18	Led by 4 (1st - 12:00)
2/1	VCU	8	14	6	2	15	1	2	0:22	38:50	Led by 1 (1st - 17:55)
2/5	Duquesne	9	28	7	5	24	1	1	38:38	1:09	Trailed by 1 (1st - 19:43)
2/8	Davidson	5	26	5	0	14	5	12	23:48	12:30	Led by 7 (1st - 1:17)
2/11	Loyola Chicago	8	38	7	2	17	5	8	2:01	40:26	Led by 3 (2nd - 0:53)
2/15	Fordham	4	42	9	0	15	1	1	24:01	13:14	Trailed by 11 (1st - 11:21)
2/19	La Salle	10	18	6	2	8	3	13	12:49	25:54	Trailed by 7 (1st - 12:07)
2/22	Saint Joseph's	17	18	6	2	11	0	1	0:29	38:24	Led by 2 (1st - 18:53)
2/25	VCU	14	30	4	14	21	2	1	1:21	35:41	Led by 3 (1st - 18:58)
3/1	Dayton	12	14	5	3	8	7	8	21:29	23:45	Led by 6 (1st - 13:49)
3/8	George Mason	9	12	8	2	17	6	10	24:51	11:06	Led by 9 (2nd - 18:36)
3/12	Davidson	9	22	5	0	16	10	11	14:55	20:10	Led by 6 (1st - 16:53)

## 2024-25 POINTS-REBOUNDS-ASSISTS

Opponent	Date	Score	W	1	3	5	7	8	9	10	11	12	13	21
				TYNE,MIKKE	HUNT,DELO	TANNER,CO	LESKOVIC,D	WHITE,B. A	BEAGLE,JON	WEAVER,LI	ROCHE,JASO	SOU LIS,RYA	GRAHAM,JAC	WALZ,MIKE
Mount Olive	11/06/2024	101-68	W	8-3-1	17-3-1	13-3-0	16-2-0	2-0-0	11-9-4	1-0-0	6-1-0	7-7-0	2-1-1	10-11-2
Marist	11/09/2024	72-79	L	10-0-1	27-5-2	7-1-0	4-2-0	5-3-2	4-4-2	DNP	6-4-0	DNP	0-0-0	0-6-2
at Charlotte	11/13/2024	48-65	L	8-0-1	9-2-3	0-1-0	14-5-1	0-4-1	10-9-1	DNP	0-0-0	DNP	0-0-1	2-6-1
at Bucknell	11/16/2024	76-80	Lot2	9-5-0	26-4-1	2-3-1	11-1-0	0-4-4	23-8-2	DNP	3-2-0	2-4-0	DNP	DNP
Maine	11/20/2024	70-66	W	7-3-1	15-4-3	2-5-1	6-5-0	DNP	12-8-4	DNP	19-2-1	DNP	2-0-0	2-5-3
vs Florida Tech	11/25/2024	67-57	W	10-2-0	12-10-3	0-2-0	6-4-0	DNP	12-6-6	DNP	22-3-0	0-1-1	0-1-0	0-1-2
vs Louisiana Tech	11/26/2024	62-65	L	6-2-0	26-5-0	0-1-0	9-3-1	DNP	5-3-4	DNP	0-2-0	DNP	3-0-0	7-4-3
vs Ball St.	11/27/2024	73-60	W	22-3-2	28-2-3	3-3-1	5-4-0	DNP	5-4-3	DNP	2-3-0	0-0-0	DNP	2-3-0
at Auburn	12/08/2024	54-98	L	16-3-0	10-4-3	1-2-0	12-2-1	DNP	2-2-3	DNP	4-3-0	0-2-0	0-0-0	6-7-1
Belmont	12/14/2024	86-93	L	10-1-3	18-5-2	0-0-0	18-3-1	DNP	10-2-1	DNP	13-2-1	0-0-0	DNP	12-8-5
at William & Mary	12/18/2024	87-93	L	5-1-2	17-1-7	0-1-0	20-5-0	DNP	17-6-0	DNP	0-1-0	0-0-0	2-0-1	11-5-0
VMI	12/21/2024	78-71	W	3-0-2	16-4-1	4-4-1	23-6-2	8-2-2	4-5-3	DNP	6-0-2	DNP	DNP	4-8-4
FGCU	12/28/2024	57-75	L	8-0-0	6-4-4	0-0-1	20-9-0	0-3-1	14-2-2	DNP	0-1-0	2-1-0	0-0-0	4-4-1
George Washington	12/31/2024	66-61	W	7-2-0	19-4-3	7-0-2	17-1-1	5-1-0	1-4-1	DNP	3-1-0	DNP	DNP	2-15-3
at Massachusetts	01/04/2025	72-64	W	4-4-3	16-3-7	10-6-1	15-2-2	3-0-0	2-2-0	DNP	6-0-0	DNP	DNP	11-9-1
at George Mason	01/08/2025	58-64	L	5-0-1	6-2-3	0-1-0	16-2-1	5-2-1	6-5-3	DNP	DNP	DNP	DNP	9-6-3
Rhode Island	01/11/2025	64-67	Lot	11-2-3	DNP	0-2-0	28-4-1	0-1-2	6-2-1	DNP	3-6-0	2-0-0	0-0-0	10-8-2
at St. Bonaventure	01/15/2025	49-63	L	0-0-1	DNP	3-1-1	6-4-0	4-1-2	8-2-0	DNP	12-1-0	DNP	DNP	3-5-4
Saint Louis	01/18/2025	59-63	L	4-4-0	DNP	0-2-0	20-5-0	6-1-0	12-6-3	DNP	6-2-0	DNP	DNP	2-3-1
Davidson	01/25/2025	66-72	L	4-3-4	DNP	6-2-3	16-7-1	2-5-2	8-3-3	DNP	13-2-0	DNP	DNP	17-6-1
at George Washington	01/29/2025	66-75	L	13-1-2	DNP	5-1-1	10-4-0	17-1-2	6-1-2	DNP	9-2-1	4-4-3	DNP	2-1-3
at VCU	02/01/2025	49-90	L	6-2-1	DNP	0-1-1	12-3-0	8-3-3	3-1-0	DNP	8-2-0	2-1-0	1-0-0	0-4-2
Duquesne	02/05/2025	73-68	W	4-0-1	DNP	4-1-0	13-1-1	9-6-2	7-1-0	DNP	14-7-1	8-2-1	0-0-1	9-2-1
at Davidson	02/08/2025	60-71	L	13-1-0	DNP	0-1-0	12-5-0	3-2-5	2-3-0	DNP	9-0-0	5-2-2	DNP	9-3-2
Loyola Chicago	02/11/2025	80-87	Lot	18-7-0	DNP	0-0-0	9-1-2	16-6-1	2-0-0	DNP	0-3-0	7-3-2	DNP	20-4-4
Fordham	02/15/2025	70-66	W	19-5-2	DNP	8-6-0	23-7-1	2-2-0	3-5-0	DNP	2-1-0	2-2-1	DNP	9-4-4
at La Salle	02/19/2025	63-58	W	17-3-2	DNP	6-7-1	9-4-1	12-4-1	0-0-0	DNP	6-2-1	0-0-1	DNP	11-11-6
at Saint Joseph's	02/22/2025	62-78	L	13-3-5	DNP	3-3-1	14-2-0	5-4-3	8-4-0	DNP	6-0-0	0-0-0	DNP	13-5-5
VCU	02/25/2025	60-78	L	12-2-2	DNP	8-2-1	16-2-4	12-1-1	4-2-0	DNP	6-2-1	0-3-0	DNP	2-4-2
at Dayton	03/01/2025	64-74	Lot2	13-1-1	DNP	3-5-0	17-4-0	9-4-3	0-0-1	DNP	2-3-0	0-1-0	DNP	15-7-5
George Mason	03/08/2025	60-64	L	3-1-2	DNP	10-5-0	8-2-0	16-3-4	5-4-2	DNP	6-2-0	0-0-0	DNP	10-6-3
vs Davidson	03/12/2025	65-69	L	8-2-2	0-1-0	9-8-0	8-5-2	17-3-2	4-1-2	DNP	0-0-0	DNP	DNP	16-10-4

Opponent	Date	Score	W	25	33	40
				D'EREMON	ROUMGLOU,	WASHINGTON
Mount Olive	11/06/2024	101-68	W	0-0-0	3-3-2	5-0-1
Marist	11/09/2024	72-79	L	DNP	9-8-0	DNP
at Charlotte	11/13/2024	48-65	L	DNP	5-2-1	DNP
at Bucknell	11/16/2024	76-80	Lot2	0-0-0	0-4-0	DNP
Maine	11/20/2024	70-66	W	DNP	5-7-0	0-0-0
vs Florida Tech	11/25/2024	67-57	W	DNP	5-11-1	DNP
vs Louisiana Tech	11/26/2024	62-65	L	DNP	6-10-2	DNP
vs Ball St.	11/27/2024	73-60	W	DNP	6-9-2	DNP
at Auburn	12/08/2024	54-98	L	DNP	3-3-0	0-0-0
Belmont	12/14/2024	86-93	L	DNP	5-7-0	DNP
at William & Mary	12/18/2024	87-93	L	DNP	15-4-2	DNP
VMI	12/21/2024	78-71	W	DNP	10-2-1	DNP
FGCU	12/28/2024	57-75	L	DNP	3-4-0	0-0-1
George Washington	12/31/2024	66-61	W	DNP	5-5-3	DNP
at Massachusetts	01/04/2025	72-64	W	DNP	5-4-0	DNP
at George Mason	01/08/2025	58-64	L	DNP	11-2-3	DNP
Rhode Island	01/11/2025	64-67	Lot	DNP	4-7-3	DNP
at St. Bonaventure	01/15/2025	49-63	L	DNP	5-7-5	8-0-0
Saint Louis	01/18/2025	59-63	L	DNP	9-10-2	0-0-1
Davidson	01/25/2025	66-72	L	DNP	0-2-0	0-0-0
at George Washington	01/29/2025	66-75	L	DNP	0-3-0	0-1-1
at VCU	02/01/2025	49-90	L	DNP	7-3-1	2-0-0
Duquesne	02/05/2025	73-68	W	DNP	5-3-1	DNP
at Davidson	02/08/2025	60-71	L	0-0-0	7-6-0	DNP
Loyola Chicago	02/11/2025	80-87	Lot	6-3-0	2-3-4	DNP
Fordham	02/15/2025	70-66	W	2-1-1	DNP	DNP
at La Salle	02/19/2025	63-58	W	2-1-0	DNP	DNP
at Saint Joseph's	02/22/2025	62-78	L	0-1-0	DNP	DNP
VCU	02/25/2025	60-78	L	0-0-0	DNP	DNP
at Dayton	03/01/2025	64-74	Lot2	5-2-1	DNP	DNP
George Mason	03/08/2025	60-64	L	2-2-2	DNP	DNP
vs Davidson	03/12/2025	65-69	L	3-1-1	DNP	DNP

## 2024-25 SPIDERS SINGLE-GAME HIGHS

<b>POINTS</b>	28	Dusan Neskovic vs Rhode Island (01/11/2025)
	28	Delonnie Hunt vs Ball St. (N) (11/27/2024)
	27	Delonnie Hunt vs Marist (11/09/2024)
	26	Delonnie Hunt vs Louisiana Tech (N) (11/26/2024)
	26	Delonnie Hunt at Bucknell (11/16/2024)
<b>FIELD GOALS MADE</b>	10	Delonnie Hunt vs Louisiana Tech (N) (11/26/2024)
	10	Delonnie Hunt at Bucknell (11/16/2024)
	10	Delonnie Hunt vs Marist (11/09/2024)
<b>FIELD GOAL ATTEMPTS</b>	18	Delonnie Hunt at Bucknell (11/16/2024)
	18	Delonnie Hunt vs Marist (11/09/2024)
<b>FIELD GOAL PERCENTAGE (min 5 made)</b>	1.000 (5-5)	Apostolos Roumoglou at William & Mary (12/18/2024)
	1.000 (5-5)	Jonathan Beagle at William & Mary (12/18/2024)
	1.000 (5-5)	Mike Walz vs Mount Olive (11/06/2024)
	1.000 (5-5)	Jonathan Beagle vs Mount Olive (11/06/2024)
<b>3 PT FG MADE</b>	7	Jason Roche vs Florida Tech (N) (11/25/2024)
	5	B. Artis White vs Davidson (N) (03/12/2025)
	5	Mikkel Tyne at La Salle (02/19/2025)
	5	B. Artis White at George Washington (01/29/2025)
	5	Apostolos Roumoglou at William & Mary (12/18/2024)
<b>3 PT FG ATTEMPTS</b>	10	B. Artis White at George Washington (01/29/2025)
	10	Jason Roche vs Florida Tech (N) (11/25/2024)
<b>3 PT FG PERCENTAGE (min 2 made)</b>	1.000 (5-5)	Apostolos Roumoglou at William & Mary (12/18/2024)
	1.000 (3-3)	Mike Walz at Saint Joseph's (02/22/2025)
	1.000 (3-3)	Jason Roche vs Duquesne (02/05/2025)
	1.000 (2-2)	George Washington III at St. Bonaventure (01/15/2025)
	1.000 (2-2)	Mike Walz at George Mason (01/08/2025)
	1.000 (2-2)	Mike Walz vs Belmont (12/14/2024)
<b>FREE THROWS MADE</b>	15	Delonnie Hunt vs Ball St. (N) (11/27/2024)
	12	Dusan Neskovic vs Rhode Island (01/11/2025)
<b>FREE THROW ATTEMPTS</b>	18	Delonnie Hunt vs Ball St. (N) (11/27/2024)
	13	Delonnie Hunt vs Maine (11/20/2024)
<b>FREE THROW PERCENTAGE (min 3 made)</b>	1.000 (12-12)	Dusan Neskovic vs Rhode Island (01/11/2025)
	1.000 (10-10)	Jonathan Beagle at Bucknell (11/16/2024)
	1.000 (8-8)	Dusan Neskovic vs George Washington (12/31/2024)
	1.000 (7-7)	Dusan Neskovic vs Fordham (02/15/2025)
	1.000 (7-7)	Delonnie Hunt vs Belmont (12/14/2024)
	1.000 (6-6)	Mikkel Tyne vs Loyola Chicago (02/11/2025)
	1.000 (6-6)	Dusan Neskovic vs Duquesne (02/05/2025)
	1.000 (6-6)	Delonnie Hunt at Massachusetts (01/04/2025)
	1.000 (6-6)	Delonnie Hunt at William & Mary (12/18/2024)
	1.000 (6-6)	Delonnie Hunt at Auburn (12/08/2024)
	1.000 (5-5)	Dusan Neskovic at Saint Joseph's (02/22/2025)
	1.000 (5-5)	Mike Walz at William & Mary (12/18/2024)
	1.000 (5-5)	Dusan Neskovic at Auburn (12/08/2024)
	1.000 (5-5)	Delonnie Hunt vs Louisiana Tech (N) (11/26/2024)
	1.000 (4-4)	Mike Walz vs Davidson (N) (03/12/2025)
	1.000 (4-4)	Dusan Neskovic vs George Mason (03/08/2025)
1.000 (4-4)	Jonathan Beagle vs Rhode Island (01/11/2025)	
1.000 (4-4)	Delonnie Hunt vs FGCU (12/28/2024)	
1.000 (4-4)	Dusan Neskovic vs VMI (12/21/2024)	
<b>REBOUNDS</b>	15	Mike Walz vs George Washington (12/31/2024)
	11	Mike Walz at La Salle (02/19/2025)
	11	Apostolos Roumoglou vs Florida Tech (N) (11/25/2024)
	11	Mike Walz vs Mount Olive (11/06/2024)
<b>ASSISTS</b>	7	Delonnie Hunt at Massachusetts (01/04/2025)
	7	Delonnie Hunt at William & Mary (12/18/2024)
<b>STEALS</b>	6	Delonnie Hunt vs George Washington (12/31/2024)
	5	Delonnie Hunt at Massachusetts (01/04/2025)
	5	Collin Tanner at Bucknell (11/16/2024)
<b>BLOCKED SHOTS</b>	3	Ryan Soulis vs Duquesne (02/05/2025)
	3	Jonathan Beagle vs Saint Louis (01/18/2025)
	3	Mike Walz vs VMI (12/21/2024)
	3	Apostolos Roumoglou at Auburn (12/08/2024)
<b>TURNOVERS</b>	5	Delonnie Hunt at Auburn (12/08/2024)
	4	Mikkel Tyne vs Duquesne (02/05/2025)
	4	Mike Walz vs Rhode Island (01/11/2025)
	4	Mikkel Tyne vs Rhode Island (01/11/2025)
	4	Jonathan Beagle at George Mason (01/08/2025)
	4	Delonnie Hunt at William & Mary (12/18/2024)
	4	Mike Walz at Auburn (12/08/2024)
	4	Jonathan Beagle vs Maine (11/20/2024)
4	Jonathan Beagle at Charlotte (11/13/2024)	
<b>FOULS</b>	5	Dusan Neskovic at Dayton (03/01/2025)
	5	Jack d'Entremont at Dayton (03/01/2025)
	5	Mike Walz vs Loyola Chicago (02/11/2025)
	5	Ryan Soulis at Davidson (02/08/2025)
	5	Jonathan Beagle vs Rhode Island (01/11/2025)
	5	B. Artis White vs VMI (12/21/2024)
	5	Jason Roche at William & Mary (12/18/2024)
	5	Mikkel Tyne at William & Mary (12/18/2024)
5	Mikkel Tyne at Charlotte (11/13/2024)	

**NCAA TOURNAMENT HISTORY**



**Appearances..... 10**  
**Record..... 9-10**  
**Deepest Run ..... Sweet Sixteen (1988, 2011)**

Year	Seed	Location	Region	Round	Result
1984	12th	Philadelphia Charlotte Charlotte	East	Opening First Second	W, 89-65 over (12) Rider W, 72-71 over (5) Auburn L, 75-67 to (4) Indiana
1986	11th	Syracuse	East	First	L 60-59 to (6) Saint Joseph's
1988	13th	Hartford Hartford East Rutherford	East	First Second Sweet Sixteen	W, 72-69 over (4) Indiana W, 59-55 over (5) Georgia Tech L, 69-47 to (1) Temple
1990	14th	Atlanta	East	First	L, 81-46 to (3) Duke
1991	15th	College Park College Park	East	First Second	W, 73-69 over (2) Syracuse L, 77-64 to (10) Temple
1998	14th	Washington DC Washington DC	East	First Second	W, 62-61 over (3) S. Carolina L, 81-66 to (11) Washington
2004	11th	Milwaukee	E. Rutherford	First	L, 76-64 to (6) Wisconsin
2010	7th	Providence	South	First	L, 80-71 to (10) Saint Mary's
2011	12th	Denver Denver San Antonio	Southwest	First Second Sweet Sixteen	W, 69-66 over (5) Vanderbilt W, 65-48 over (13) Morehead St. L, 77-57 to (1) Kansas
2022	12th	Buffalo Buffalo	Midwest	First Second	W, 67-63 over (5) Iowa L, 79-51 to (4) Providence

**Record vs Opponents**

Auburn .....	1-0
Duke .....	0-1
Georgia Tech.....	1-0
Indiana .....	1-1
Iowa .....	1-0
Kansas.....	0-1
Morehead State.....	1-0
Providence .....	0-1
Rider .....	1-0
Saint Joseph's.....	0-1
Saint Mary's.....	0-1
South Carolina.....	1-0
Syracuse.....	1-0
Temple.....	0-2
Vanderbilt.....	1-0
Washington.....	0-1
Wisconsin .....	0-1

**Record by Round**

Opening.....	1-0
First.....	6-4
Second.....	2-4
Sweet Sixteen .....	0-2

**Record as Seed (Appearances)**

7th.....	0-1 (1)
11th .....	0-2 (2)
12th .....	5-3 (3)
13th .....	2-1 (1)
14th .....	1-2 (2)
15th .....	1-1 (1)

**Record vs Seed**

1st.....	0-2
2nd.....	1-0
3rd.....	1-1
4th.....	1-2
5th.....	4-0
6th.....	0-2
10th .....	0-2
11th .....	0-1
12th .....	1-0
13th .....	1-0

**NIT HISTORY**



**Appearances..... 11**  
**Record..... 11-11**  
**Deepest Run .....Quarterfinals (2002, 2015, 2017, 2021)**

<b>Year</b>	<b>Location</b>	<b>Round</b>	<b>Result</b>
1982	Richmond, VA	First	L, 66-50 vs Maryland
1985	Richmond, VA	First	W, 59-57 vs Fordham
	Bloomington, IN	Second	L, 75-53 at Indiana
1989	Richmond, VA	First	W, 70-56 vs Temple
	Richmond, VA	Second	L, 64-61 vs UAB
1992	Gainesville, FL	First	L, 66-52 at Florida
2001	Richmond, VA	First	W, 79-56 vs West Virginia
	Dayton, OH	Second	L, 71-56 at Dayton
2002	Richmond, VA	First	W, 74-67 (OT) vs Wagner
	Richmond, VA	Second	W, 63-48 vs Montana State
	Minneapolis, MN	Third	W, 67-66 at Minnesota
	Richmond, VA	Quarterfinals	L, 62-46 vs Syracuse
2003	Richmond, VA	First	L, 67-49 vs Providence
2015	Richmond, VA	First	W, 84-74 vs St. Francis Brooklyn
	Richmond, VA	Second	W, 76-70 (OT) vs Arizona State
	Richmond, VA	Quarterfinals	L, 63-61 vs Miami (FL)
2017	Tuscaloosa, AL	First	W, 71-64 at Alabama
	Richmond, VA	Second	W, 87-83 vs Oakland
	Fort Worth, TX	Quarterfinals	L, 86-68 at TCU
2021	Denton, TX	First	W, 76-66 vs Toledo
	Denton, TX	Quarterfinals	L, 68-67 vs Mississippi St
2024	Blacksburg, VA	First	L, 74-58 vs Virginia Tech

**Record vs Opponents**

Alabama.....1-0	Oakland.....1-0
Arizona State.....1-0	Providence.....0-1
Dayton.....0-1	St. Francis Brooklyn.....1-0
Florida.....0-1	Syracuse.....0-1
Fordham.....1-0	Temple.....1-0
Indiana.....0-1	TCU.....0-1
Maryland.....0-1	Toledo.....1-0
Miami (FL).....0-1	UAB.....0-1
Minnesota.....1-0	Virginia Tech.....0-1
Mississippi State.....0-1	Wagner.....1-0
Montana State.....1-0	West Virginia.....1-0

**Record By Round**

First.....7-4
Second.....3-3
Third.....1-0
Quarterfinals.....0-4



**CBI HISTORY**



**Appearances**.....3  
**Record** ..... 3-2  
**Deepest Run** .....Semifinals (2009)

<u>Year</u>	<u>Location</u>	<u>Round</u>	<u>Result</u>
2008	Charlottesville	First	L, 66-64 at Virginia
2009	Richmond	First	W, 75-69 vs St. John's
	Richmond	Quarterfinals	W, 74-72 vs College of Charleston
	Richmond	Semifinals	L, 81-69 vs UTEP
2013	Smithfield	First	W, 76-71 at Bryant
	Fairborn	Second	L, 57-51 at Wright State

**Record vs. Opponents**

Bryant .....1-0  
 College of Charleston .....1-0  
 St. John's .....1-0  
 UTEP .....0-1  
 Virginia .....0-1  
 Wright State.....0-1

**Record By Round**

First .....2-1  
 Second.....1-1  
 Semifinals.....0-1

**ECAC TOURNAMENT HISTORY**



**Appearances**..... 3  
**Record** ..... 3-3  
**Furthest Run** ..... Finals (1981, 1982)

<u>Year</u>	<u>Location</u>	<u>Round</u>	<u>Result</u>
1980	Williamsburg	Quarterfinals	L, 78-77 at William & Mary
1981	Loretto, Pa	Quarterfinals	W, 98-78 at St. Francis
	Hampton, Va.	Semifinals	W, 81-77 vs Old Dominion
	Hampton, Va.	Finals	L, 69-60 vs James Madison
1982	Norfolk, Va.	Semifinals	W, 49-42 vs East Carolina
		Finals	L, 77-69 vs Old Dominion

**SOCON TOURNAMENT HISTORY**



Appearances.....30  
 Record.....20-30  
 Furthest Run ..... Finals (1954, 1956, 1970, 1971, 1974, 1976)

Year	Location	Round	Result
1937	Raleigh	Quarterfinals	L, 33-24 to Wake Forest
1938	Raleigh	Quarterfinals	L, 35-32 to Clemson
1939	Raleigh	First	W, 31-20 over VMI
		Quarterfinals	L, 47-32 to Maryland
1940	Raleigh	Quarterfinals	L, 40-34 to Wake Forest
1941	Raleigh	Quarterfinals	L, 41-32 to South Carolina
1944	Raleigh	Quarterfinals	L 62-41 to North Carolina
1947	Raleigh	Quarterfinals	L, 55-43 to North Carolina
1953	Raleigh	Quarterfinals	L, 88-70 to Wake Forest
1954	Morgantown	Quarterfinals	W, 84-66 over VMI
		Semifinals	W, 85-81 (OT) over Furman
		Finals	L, 83-70 to George Washington
1955	Richmond	Quarterfinals	W, 90-75 over William & Mary
		Semifinals	L, 67-65 to George Washington
1956	Richmond	Quarterfinals	W, 79-62 over William & Mary
		Semifinals	W, 65-56 over Washington & Lee
		Finals	L, 58-56 to West Virginia
1957	Richmond	Quarterfinals	W, 90-71 over Furman
		Semifinals	L, 83-62 to West Virginia
1958	Richmond	Quarterfinals	W, 63-59 over The Citadel
		Semifinals	L, 81-70 to West Virginia
1959	Richmond	Quarterfinals	L, 87-69 to William & Mary
1960	Richmond	Quarterfinals	L, 78-58 to West Virginia
1961	Richmond	Quarterfinals	L, 70-66 to The Citadel
1962	Richmond	Quarterfinals	L, 97-75 to West Virginia
1963	Richmond	Quarterfinals	L, 75-44 to West Virginia
1965	Charlotte	Quarterfinals	L, 103-63 to Virginia Tech
1966	Charlotte	Quarterfinals	W, 76-74 over East Carolina
		Semifinals	L, 85-65 to Davidson
1967	Charlotte	Quarterfinals	W, 100-98 (OT) over The Citadel
		Semifinals	L, 82-70 to West Virginia
1968	Charlotte	Quarterfinals	W, 100-88 (OT) over The Citadel
		Semifinals	L, 102-81 to West Virginia
1969	Charlotte	Quarterfinals	W, 66-64 over Furman
		Semifinals	L, 97-83 to Davidson
1970	Charlotte	Quarterfinals	W, 75-73 over East Carolina
		Semifinals	W, 77-69 over George Washington
		Finals	L, 81-61 to Davidson
1971	Charlotte	Quarterfinals	W, 69-67 over East Carolina
		Semifinals	W, 66-64 over William & Mary
		Finals	L, 68-61 to Furman
1972	Greenville	Quarterfinals	L, 98-82 to William & Mary
1973	Richmond	Quarterfinals	L, 96-62 to East Carolina
1974	Richmond	Quarterfinals	W, 69-59 over VMI
		Semifinals	W, 86-68 over Davidson
		Finals	L, 62-60 to Furman
1975	Richmond	Quarterfinals	L, 85-81 to VMI
1976	Richmond	Quarterfinals	W, 82-69 over The Citadel
	Greenville	Semifinals	W, 84-78 over William & Mary
		Finals	L, 41-33 to VMI

**Record by Opponent**

Citadel (4-1), Clemson (0-1), Davidson (1-3), East Carolina (3-1), George Washington (1-2), Furman (3-2), Maryland (0-1), North Carolina (0-2), South Carolina (0-1), VMI (3-2), Virginia Tech (0-2), Wake Forest (0-3), Washington & Lee (1-0), West Virginia (0-7), William & Mary (4-2)

**Record by Round**

First (1-0), Quarterfinals (13-16), Semifinals (6-7), Finals (0-6)

CAA TOURNAMENT HISTORY



Appearances..... 18  
 Record..... 26-13  
 Titles..... 5 (1984, 1988, 1990, 1991, 1998)

Year	Location	Round	Result
1983	Richmond (Robins)	Quarterfinals	L, 74-69 to Navy
<b>1984</b>	<b>Harrisonburg</b>	<b>Semifinals</b>	<b>W, 65-57 over JMU</b>
		<b>Finals</b>	<b>W, 74-55 over Navy</b>
1985	Williamsburg	Quarterfinals	W, 74-68 over American
		Semifinals	W, 77-64 over George Mason
		Finals	L, 85-76 to Navy
1986	Richmond (Robins)	Quarterfinals	W, 61-50 over William & Mary
	Fairfax	Semifinals	L, 62-60 to George Mason
1987	Hampton	Quarterfinals	W, 75-62 over American
		Semifinals	L, 69-63 to UNCW
<b>1988</b>	<b>Hampton</b>	<b>Quarterfinals</b>	<b>W, 67-41 over East Carolina</b>
		<b>Semifinals</b>	<b>W, 54-53 over UNCW</b>
		<b>Finals</b>	<b>W, 74-71 over George Mason</b>
1989	Hampton	Quarterfinals	W, 96-86 over Navy
		Semifinals	L, 59-56 to UNCW
<b>1990</b>	<b>Richmond (Coliseum)</b>	<b>Quarterfinals</b>	<b>W, 67-52 over UNCW</b>
		<b>Semifinals</b>	<b>W, 91-90 (2OT) over American</b>
		<b>Finals</b>	<b>W, 77-72 over JMU</b>
<b>1991</b>	<b>Richmond (Coliseum)</b>	<b>Quarterfinals</b>	<b>W, 86-62 over East Carolina</b>
		<b>Semifinals</b>	<b>W, 78-70 over American</b>
		<b>Finals</b>	<b>W, 81-78 over George Mason</b>
1992	Richmond (Coliseum)	Quarterfinals	W, 74-59 over George Mason
		Semifinals	L, 62-58 to Old Dominion
1993	Richmond (Coliseum)	Quarterfinals	L, 71-58 to UNCW
1994	Richmond (Coliseum)	Quarterfinals	W, 58-55 over East Carolina
		Semifinals	L, 76-72 to Old Dominion
1995	Richmond (Coliseum)	Quarterfinals	W, 60-54 over UNCW
		Semifinals	L, 81-70 to James Madison
1996	Richmond (Coliseum)	First Round	W, 93-77 over George Mason
		Quarterfinals	L, 89-55 to VCU
1997	Richmond (Coliseum)	First Round	W, 85-57 over George Mason
		Quarterfinals	L, 69-56 to Old Dominion
<b>1998</b>	<b>Richmond (Coliseum)</b>	<b>Quarterfinals</b>	<b>W, 66-49 over George Mason</b>
		<b>Semifinals</b>	<b>W, 66-64 over American</b>
		<b>Finals</b>	<b>W, 79-64 over UNCW</b>
1999	Richmond (Coliseum)	Quarterfinals	L, 64-57 to VCU
2000	Richmond (Coliseum)	Quarterfinals	W, 67-55 over Old Dominion
		Semifinals	W, 80-65 over James Madison
		Finals	L, 57-47 to UNCW

Record by Seed

1 Seed (7-2), 2 Seed (9-2), 3 Seed (6-4), 4 Seed (1-1), 6 Seed (0-1), 7 Seed (1-1), 8 Seed (1-1), 9 Seed (1-1)

Record by Round

First (2-0), Quarterfinals (12-5), Semifinals (7-6), Finals (5-2)

Record by Opponent

American (5-0), East Carolina (3-0), George Mason (7-1), James Madison (3-1), Navy (2-2), Old Dominion (1-3), UNC-Wilmington (4-4), VCU (0-2), William & Mary (1-0)

ATLANTIC 10 TOURNAMENT HISTORY



Appearances..... 23  
 Record..... 21-21  
 Titles..... 2 (2011, 2022)

Year	Location	Seed	Round	Result
2002	Philadelphia	--	Quarterfinals	W, 78-69 vs St. Bonaventure
		--	Semifinals	W, 68-60 vs La Salle
		--	Finals	L, 73-60 vs Xavier
2003	Dayton	--	Quarterfinals	L, 66-52 vs Temple
2004	Dayton	--	First	W, 67-47 vs Fordham
		--	Quarterfinals	W, 64-49 vs Temple
		--	Semifinals	L, 58-56 vs Dayton
2005	Cincinnati	--	First	W, 68-60 vs Rhode Island
		--	Quarterfinals	L, 63-51 vs Saint Joseph's
2006	Cincinnati	11th	First	L, 45-37 vs Fordham
2007	Atlantic City	12th	First	L, 63-61 vs Fordham
2008	Atlantic City	4th	Quarterfinals	L, 61-47 vs Saint Joseph's
2009	Atlantic City	6th	First	W, 65-49 vs St. Bonaventure
		6th	Quarterfinals	L, 69-64 vs Dayton
2010	Atlantic City	3rd	Quarterfinals	W, 77-72 vs UMass
		3rd	Semifinals	W, 89-85 vs Xavier
		3rd	Finals	L, 56-52 vs Temple
<b>2011</b>	<b>Atlantic City</b>	<b>3rd</b>	<b>Quarterfinals</b>	<b>W, 55-45 vs Rhode Island</b>
		<b>3rd</b>	<b>Semifinals</b>	<b>W, 58-54 vs Temple</b>
		<b>3rd</b>	<b>Finals</b>	<b>W, 67-54 vs Dayton</b>
2012	Atlantic City	10th	First	L, 80-72 vs La Salle
2013	Brooklyn	8th	First	L, 68-63 vs Charlotte
2014	Brooklyn	7th	First	W, 76-64 vs Duquesne
		7th	Quarterfinals	L, 71-53 vs VCU
2015	Brooklyn	4th	Quarterfinals	L, 70-67 vs VCU
2016	Brooklyn	9th	First	W, 70-55 vs Fordham
		9th	Quarterfinals	L, 69-54 vs Dayton
2017	Pittsburgh	3rd	Quarterfinals	W, 70-67 vs George Washington
		3rd	Semifinals	L, 87-77 (OT) vs VCU
2018	Washington, D.C.	7th	First	W, 81-68 vs Duquesne
		7th	Quarterfinals	L, 83-77 vs St. Bonaventure
2019	Brooklyn	11th	Play-In	W, 52-50 vs Fordham
		11th	First	L, 71-68 vs Saint Louis
2020	Brooklyn	2nd	Quarterfinals	<i>Canceled due to COVID-19</i>
2021	Richmond, VA	8th	First	L, 67-62 vs Duquesne
<b>2022</b>	<b>Washington, D.C.</b>	<b>6th</b>	<b>First</b>	<b>W, 64-59 vs Rhode Island</b>
		<b>6th</b>	<b>Quarterfinals</b>	<b>W, 75-64 vs VCU</b>
		<b>6th</b>	<b>Semifinals</b>	<b>W, 68-64 vs Dayton</b>
		<b>6th</b>	<b>Finals</b>	<b>W, 64-62 vs Davidson</b>
2023	Brooklyn	12th	Play-In	W, 71-38 vs UMass
		12th	First Round	L, 62-57 vs George Mason
2024	Brooklyn	1st	Quarterfinals	L, 66-61 vs Saint Joseph's
2025	Washington, D.C.	13th	Play-In	L, 69-65 vs Davidson

**By Opponent**

Charlotte.....	0-1
Davidson.....	1-1
Dayton.....	2-3
Duquesne.....	2-1
Fordham.....	3-2
George Mason.....	0-1
George Washington.....	1-0
La Salle.....	1-1
Massachusetts.....	2-0
Rhode Island.....	3-0
St. Bonaventure.....	2-1
Saint Joseph's.....	0-3
Saint Louis.....	0-1
Temple.....	2-2
VCU.....	1-3
Xavier.....	1-1

**By Seed (Since 2006)**

Record as 1 seed.....	0-1
Record as 3 seed.....	6-2
Record as 4 seed.....	0-2
Record as 6 seed.....	5-1
Record as 7 seed.....	2-2
Record as 8 seed.....	0-2
Record as 9 seed.....	1-1
Record as 10 seed.....	0-1
Record as 11 seed.....	1-2
Record as 12 seed.....	1-2
Record as 13 seed.....	0-1

**By Round**

Play-In Round.....	2-1
First Round.....	7-7
Quarterfinals.....	6-9
Semifinals.....	4-2
Finals.....	2-2

**HONORS AND AWARDS**

**AP ALL-AMERICA**

Year	Name
2009-10	Kevin Anderson (HM)
1985-86	Johnny Newman (HM)
1984-85	Johnny Newman (HM)
1983-84	Johnny Newman (HM)
1974-75	Bob McCurdy (3rd)
1934-35	George Lacy

**SENIOR CLASS AWARD**

Year	Name
2021-22	Jacob Gilyard

**HELMS FOUNDATION ALL-AMERICA**

Year	Name
1974-75	Bob McCurdy
1973-74	Aron Stewart
1972-73	Aron Stewart

**NABC DISTRICT IV ALL-AMERICA**

Year	Name
1988-89	Mike Winiacki

**LEFTY DRIESELL ALL-AMERICAN (DEFENSE)**

Year	Name
2021-22	Jacob Gilyard
2020-21	Jacob Gilyard

**LUTE OLSON ALL-AMERICA**

Year	Name
2010-11	Justin Harper

**CONVERSE ALL-AMERICA**

Year	Name
1979-80	Michael Perry (HM)

**ACADEMIC ALL-AMERICA**

Year	Name
1985-86	John Davis (HM)

**NABC ALL-DISTRICT**

Year	Name
2023-24	Jordan King (1st)
2022-23	Tyler Burton (2nd)
2021-22	Tyler Burton (1st)
2021-22	Jacob Gilyard (2nd)
2020-21	Blake Francis (2nd)
2020-21	Jacob Gilyard (2nd)
2020-21	Grant Golden (2nd)
2019-20	Blake Francis (2nd)
2019-20	Jacob Gilyard (2nd)
2019-20	Grant Golden (2nd)
2016-17	T.J. Cline (1st)
2014-15	Kendall Anthony (1st)

2010-11	Kevin Anderson (1st)
2010-11	Justin Harper (1st)
2009-10	Kevin Anderson (1st)
2003-04	Tony Dobbins (1st)
2003-04	Mike Skrocki (1st)

**NABC DISTRICT COACH OF THE YEAR**

Year	Name
2023-24	Chris Mooney

**VA STATE PLAYER OF THE YEAR**

Year	Name
2016-17	T.J. Cline
2000-01	Greg Stevenson
1999-00	Greg Stevenson
1997-98	Jarod Stevenson
1983-84	Johnny Newman

**VA STATE DEFENSIVE PLAYER OF THE YEAR**

Year	Name
2021-22	Jacob Gilyard
2020-21	Jacob Gilyard

**VA STATE ROOKIE OF THE YEAR**

Year	Name
2016-17	De'Monte Buckingham
2011-12	Kendall Anthony
2007-08	Kevin Anderson

**VA ALL-STATE**

Year	Name
2021-22	Tyler Burton (2nd)
2021-22	Jacob Gilyard (2nd)
2019-20	Jacob Gilyard (2nd)
2016-17	T.J. Cline (1st)
2015-16	T.J. Cline (2nd)
2014-15	Kendall Anthony (1st)
2013-14	Cedrick Lindsay (2nd)
2011-12	Kendall Anthony (HM)
2010-11	Kevin Anderson (1st)
2010-11	Justin Harper (1st)
2009-10	Kevin Anderson (1st)
2009-10	David Gonzalez (2nd)
2008-09	Kevin Anderson (2nd)
2003-04	Tony Dobbins (1st)
2003-04	Mike Skrocki (1st)
2002-03	Tony Dobbins (2nd)
2001-02	Mike Skrocki (2nd)
2001-02	Scott Ungerer (3rd)
1991-92	Curtis Blair (1st)
1991-92	Kenny Wood (2nd)
1990-91	Curtis Blair (2nd)
1989-90	Ken Atkinson (1st)
1988-89	Mike Winiacki (1st)

1987-88	Peter Woolfolk (1st)
1986-87	Peter Woolfolk (2nd)
1985-86	Greg Beckwith (2nd)
1985-86	Johnny Newman (1st)
1984-85	Johnny Newman (2nd)
1983-84	Johnny Newman (1st)
1981-82	John Schweitz (1st)
1980-81	Michael Perry (1st)
1980-81	John Schweitz (2nd)
1978-79	Michael Perry (2nd)
1977-78	Michael Perry (2nd)
1968-69	Kenny Foster (2nd)
1967-68	Wilton Ford (1st)
1967-68	Kenny Foster (2nd)
1966-67	Johnny Moates (1st)
1966-67	Tom Green (1st)
1965-66	Spike Welsh (2nd)
1965-66	Johnny Moates (1st)
1965-66	Tom Green (2nd)
1964-65	Tom Tenwick (1st)
1963-64	John Telepo (1st)
1963-64	Tom Tenwick (2nd)
1962-63	John Telepo (2nd)
1961-62	John Telepo (2nd)
1961-62	Danny Higgins (1st)
1960-61	Lee O'Bryan (2nd)
1960-61	Tom Booker (2nd)
1960-61	Danny Higgins (2nd)
1958-59	Butch Lambiotte (2nd)
1958-59	Theryl Willis (1st)
1957-58	Roy Peschel (1st)
1957-58	Larry Rauppis (2nd)
1956-57	Roy Peschel (2nd)
1956-57	Warren Mitchell (1st)
1955-56	Walt Lysaght (2nd)
1955-56	Ken Daniel (2nd)
1955-56	Ed Harrison (1st)
1954-55	Walt Lysaght (2nd)
1954-55	Ed Harrison (1st)
1954-55	Ken Daniel (2nd)
1953-54	Walt Lysaght (2nd)
1953-54	Ed Harrison (1st)
1953-54	Ken Daniel (1st)
1952-53	Walt Lysaght (1st)
1952-53	Warren Mills (1st)
1952-53	Ed Harrison (1st)
1951-52	Jim Gahagan (2nd)
1951-52	Elmo Stephenson (2nd)
1950-51	Wes Brown (1st)
1949-50	Elmo Stephenson (2nd)
1948-49	Elmo Stephenson (2nd)
1946-47	Louis Miller (1st)
1945-46	Tony Deservo (1st)
1945-46	Freddie Gantt (1st)
1944-45	Freddie Gantt (1st)
1943-44	Freddie Gantt (1st)
1943-44	Charlie Sokol (2nd)
1943-44	George Gasser (2nd)
1942-43	Louis Miller (2nd)
1941-42	Mac Pitt Jr. (1st)
1940-41	Dick Humbert (2nd)

# Richmond Men's Basketball

1939-40	Bill Burge (2nd)
1939-40	Stuart Hoskins (1st)
1937-38	Petey Jacobs (1st)
1936-37	Mush Greene (2nd)
1936-37	Petey Jacobs (1st)
1936-37	Bucky Jacobs (1st)
1935-36	George Lacy (1st)
1935-36	Winfrey Brown (1st)
1935-36	Herb Nash (2nd)
1934-35	George Lacy (1st)
1934-35	Roger Leverton (1st)
1934-35	Winfrey Brown (2nd)
1934-35	Herb Nash (2nd)
1934-35	Louis Elmore (1st)
1933-34	George Lacy (1st)
1931-32	Lud Sherman (1st)
1929-30	Russell Mann (2nd)
1927-28	Herb Peterson (1st)
1926-27	Herb Peterson (1st)
1925-26	Herb Peterson (1st)
1923-24	Dave Miller (1st)

## SOUTHERN CONFERENCE HONORS (1936-76)

### SOCON PLAYER OF THE YEAR

Year	Name
1972-73	Aron Stewart
1966-67	Johnny Moates

### SOCON ALL-CONFERENCE

Year	Name
1974-75	Bob McCurdy (1st)
1973-74	Bob McCurdy (2nd)
1973-74	Aron Stewart (1st)
1972-73	Aron Stewart (1st)
1970-71	Mike Anastasio (1st)
1968-69	Wilton Ford (1st)
1966-67	Tom Green (1st)
1966-67	Johnny Moates (1st)
1965-66	Spike Welsh (2nd)
1965-66	Johnny Moates (1st)
1964-65	Tom Tenwick (1st)
1963-64	John Telepo (1st)
1960-61	Danny Higgins (2nd)
1958-59	Theryl Willis (2nd)
1957-58	Roy Peschel (2nd)
1956-57	Warren Mitchell (2nd)
1955-56	Walt Lysaght (2nd)
1955-56	Ed Harrison (1st)
1954-55	Walt Lysaght (2nd)
1954-55	Ed Harrison (2nd)
1953-54	Ed Harrison (2nd)
1937-38	Petey Jacobs (1st)

### SOCON ALL-TOURNAMENT

Year	Name
1973-74	Aron Stewart
1973-74	Bob McCurdy
1970-71	Jim Hewitt

1969-70	Kenny Foster
1968-69	Wilton Ford
1966-67	Johnny Moates
1956-57	Warren Mitchell
1955-56	Ed Harrison
1955-56	Walt Lysaght
1954-55	Walt Lysaght

## EASTERN COLLEGE ATHLETIC CONFERENCE HONORS (1979-1982)

### ECAC ALL-CONFERENCE

Year	Name
1981-82	John Schweitz (1st)
1980-81	John Schweitz (1st)

### ECAC ALL-TOURNAMENT

Year	Name
1981-82	John Schweitz
1980-81	John Schweitz

## COLONIAL ATHLETIC ASSOCIATION HONORS (1983-2001)

### CAA PLAYER OF THE YEAR

Year	Name
1997-98	Jarod Stevenson
1991-92	Curtis Blair
1983-84	Johnny Newman

### CAA ROOKIE OF THE YEAR

Year	Name
1998-99	Charles Stephens
1996-97	Marseilles Brown
1986-87	Ken Atkinson
1984-85	Peter Woolfolk
1982-83	Johnny Newman

### CAA ALL-CONFERENCE

Year	Name
2000-01	Greg Stevenson (1st)
1999-00	Greg Stevenson (1st)
1999-00	Kinte Smith (2nd)
1998-99	Charles Stephens (2nd)
1998-99	Kinte Smith (2nd)
1998-99	Jonathan Baker (2nd)
1997-98	Jarod Stevenson (1st)
1996-97	Rick Edwards (2nd)
1994-95	Kass Weaver (1st)
1993-94	Kass Weaver (2nd)
1993-94	Michael Hodges (2nd)
1992-93	Kenny Wood (1st)
1991-92	Curtis Blair (1st)
1991-92	Kenny Wood (2nd)
1990-91	Curtis Blair (1st)
1990-91	Kenny Wood (2nd)

# 2025 Offseason Record Book

1989-90	Ken Atkinson (1st)
1989-90	Scott Stapleton (2nd)
1988-89	Mike Winecki (1st)
1988-89	Eric English (2nd)
1988-89	Ken Atkinson (1st)
1987-88	Peter Woolfolk (1st)
1987-88	Rodney Rice (2nd)
1986-87	Peter Woolfolk (2nd)
1985-86	Johnny Newman (1st)
1985-86	Greg Beckwith (2nd)
1984-85	Johnny Newman (1st)
1984-85	Kelvin Johnson (2nd)
1983-84	Johnny Newman (1st)
1980-81	Michael Perry (1st)
1979-80	Michael Perry (1st)

### CAA ALL-TOURNAMENT

Year	Name
1999-00	Greg Stevenson
1999-00	Reggie Brown
1997-98	Daryl Oliver (MVP)
1997-98	Jonathan Baker
1997-98	Jarod Stevenson
1997-98	Marseilles Brown
1997-98	Eric Poole
1993-94	Michael Hodges
1991-92	Curtis Blair
1990-91	Jim Shields (MVP)
1990-91	Curtis Blair
1989-90	Ken Atkinson (MVP)
1989-90	Curtis Blair
1989-90	Kenny Wood
1988-89	Ken Atkinson
1987-88	Rodney Rice
1986-87	Steve Kratzer
1984-85	Johnny Newman
1984-85	Kelvin Johnson
1983-84	Johnny Newman (MVP)
1983-84	Bill Flye
1983-84	Greg Beckwith
1980-81	Michael Perry

### CAA ALL-DEFENSIVE TEAM

Year	Name
2000-01	Tim Faulconer
1999-00	Tim Faulconer
1993-94	Eugene Burroughs
1992-93	Eugene Burroughs
1991-92	Curtis Blair
1990-91	Curtis Blair
1989-90	Scott Stapleton
1988-89	Scott Stapleton
1987-88	Steve Kratzer

### CAA ALL-ROOKIE TEAM

Year	Name
1999-00	Reggie Brown
1995-96	Jonathan Baker
1994-95	Eric Poole
1993-94	Damon Bacote
1990-91	Eugene Burroughs
1990-91	Gerald Jarmon
1989-90	Kenny Wood

# Richmond Men's Basketball

2025 Offseason Record Book

## VCAA ALL-ACADEMIC TEAM

Year	Name
2000-01	Scott Kauffman
1999-00	Scott Kauffman
1997-98	Carlos Cueto
1996-97	Adam Mobley
1995-96	Adam Ward
1992-93	Jim Springer

2019-20	Blake Francis (2nd)
2019-20	Grant Golden (2nd)
2018-19	Jacob Gilyard (2nd)
2018-19	Grant Golden (3rd)
2017-18	Grant Golden (3rd)
2016-17	T.J. Cline (1st)
2016-17	ShawnDre' Jones (3rd)
2015-16	Terry Allen (3rd)
2015-16	T.J. Cline (3rd)
2014-15	Kendall Anthony (1st)
2013-14	Kendall Anthony (2nd)
2012-13	Darien Brothers (3rd)
2010-11	Kevin Anderson (1st)
2010-11	Justin Harper (1st)
2009-10	Kevin Anderson (1st)
2009-10	David Gonzalez (2nd)
2008-09	Kevin Anderson (2nd)
2008-09	David Gonzalez (HM)
2007-08	Dan Geriot (3rd)
2007-08	David Gonzalez (HM)
2005-06	Jermaine Bucknor (2nd)
2004-05	Kevin Steenberge (3rd)
2003-04	Tony Dobbins (2nd)
2003-04	Mike Skrocki (2nd)
2001-02	Mike Skrocki (3rd)

2006-07	Drew Crank
2006-07	Peter Thomas
2005-06	Peter Thomas
2004-05	Jamaal Scott
2002-03	Jeff Myers
2002-03	Mike Skrocki
2001-02	Tony Dobbins
2001-02	Mike Skrocki
2001-02	Scott Ungerer

## ATLANTIC 10 CONFERENCE (2001-PRESENT)

### A-10 PLAYER OF THE YEAR

Year	Name
2023-24	Jordan King (Co-POY)
2016-17	T.J. Cline
2009-10	Kevin Anderson

### A-10 COACH OF THE YEAR

Year	Name
2023-24	Chris Mooney

### A-10 DEFENSIVE PLAYER OF THE YEAR

Year	Name
2019-20	Jacob Gilyard
2003-04	Tony Dobbins
2002-03	Tony Dobbins

### A-10 ROOKIE OF THE YEAR

Year	Name
2016-17	De'Monte Buckingham
2011-12	Kendall Anthony
2007-08	Kevin Anderson

### A-10 CHRIS DANIELS AWARD (MOST IMPROVED)

Year	Name
2023-24	Dji Bailey
2020-21	Tyler Burton

### A-10 SIXTH MAN OF THE YEAR

Year	Name
2014-15	ShawnDre' Jones

### A-10 ALL-CONFERENCE

Year	Name
2023-24	Jordan King (1st)
2023-24	Neal Quinn (2nd)
2022-23	Tyler Burton (2nd)
2021-22	Tyler Burton (2nd)
2021-22	Jacob Gilyard (3rd)
2020-21	Blake Francis (2nd)
2020-21	Jacob Gilyard (2nd)
2020-21	Grant Golden (3rd)
2019-20	Jacob Gilyard (1st)

### A-10 ALL-TOURNAMENT

Year	Name
2021-22	Jacob Gilyard (MOP)
2021-22	Grant Golden
2010-11	Kevin Anderson (MOP)
2010-11	Justin Harper
2009-10	David Gonzalez

### A-10 ALL-DEFENSIVE TEAM

Year	Name
2021-22	Jacob Gilyard
2020-21	Jacob Gilyard
2019-20	Jacob Gilyard
2018-19	Jacob Gilyard
2011-12	Darrius Garrett
2010-11	Kevin Smith
2009-10	David Gonzalez
2003-04	Tony Dobbins
2002-03	Tony Dobbins
2001-02	Tony Dobbins

### A-10 ALL-ROOKIE TEAM


Year	Name
2017-18	Grant Golden
2016-17	De'Monte Buckingham
2015-16	Khwan Fore
2011-12	Kendall Anthony
2007-08	Kevin Anderson
2006-07	Dan Geriot
2003-04	Gaston Moliva

### A-10 ALL-ACADEMIC TEAM

Year	Name
2024-25	Dusan Neskovic
2023-24	Jordan King
2022-23	Matt Grace
2018-19	Noah Yates

# 1,000-POINT SCORERS

## 1. Johnny Newman ..... 2,383 Points



SEASON	GAMES	FG-FGA	PCT	3FG-3FGA	PCT	FT-FTA	PCT	POINTS	AVERAGE
1982-83	28	137-259	.529	--	--	69-96	.718	343	12.2
1983-84	32	273-517	.528	--	--	155-197	.786	701	21.9
1984-85	32	270-490	.551	--	--	140-181	.773	680	21.3
1985-86	30	253-489	.517	--	--	153-172	.895	659	21.9
<b>TOTAL</b>	<b>122</b>	<b>933-1755</b>	<b>.532</b>	<b>--</b>	<b>--</b>	<b>517-646</b>	<b>.800</b>	<b>2838</b>	<b>19.45</b>

## 2. Grant Golden ..... 2,246 Points



SEASON	GAMES	FG-FGA	PCT	3FG-3FGA	PCT	FT-FTA	PCT	POINTS	AVERAGE
2016-17	9	7-20	.350	1-5	.200	3-9	.333	18	2.0
2017-18	32	208-418	.498	22-80	.275	60-96	.625	498	15.6
2018-19	33	221-439	.503	16-54	.296	109-166	.657	567	17.2
2019-20	29	161-307	.524	5-19	.263	62-87	.713	389	13.4
2020-21	21	113-201	.562	9-18	.500	32-48	.667	267	12.7
2021-22	37	206-407	.506	23-82	.280	72-102	.706	507	13.7
<b>TOTAL</b>	<b>161</b>	<b>916-1792</b>	<b>.511</b>	<b>76-258</b>	<b>.295</b>	<b>338-508</b>	<b>.665</b>	<b>2246</b>	<b>13.95</b>

## 3. Kevin Anderson ..... 2,165 Points



SEASON	GAMES	FG-FGA	PCT	3FG-3FGA	PCT	FT-FTA	PCT	POINTS	AVERAGE
2007-08	31	112-291	.385	33-109	.303	75-92	.815	332	10.7
2008-09	36	215-469	.458	34-118	.288	134-179	.749	598	16.6
2009-10	35	230-504	.456	38-112	.339	124-152	.816	622	17.8
2010-11	37	211-494	.427	71-174	.408	120-160	.750	613	16.5
<b>TOTAL</b>	<b>139</b>	<b>768-1758</b>	<b>.436</b>	<b>175-513</b>	<b>.343</b>	<b>453-583</b>	<b>.777</b>	<b>2165</b>	<b>15.58</b>

## 4. Mike Perry ..... 2,145 Points




SEASON	GAMES	FG-FGA	PCT	3FG-3FGA	PCT	FT-FTA	PCT	POINTS	AVERAGE
1977-78	26	216-428	.505	--	--	62-98	.632	494	19.0
1978-79	26	204-413	.494	--	--	68-132	.515	476	18.3
1979-80	27	205-381	.538	--	--	105-156	.673	515	19.1
1980-81	29	277-449	.617	--	--	106-197	.538	660	22.8
<b>TOTAL</b>	<b>108</b>	<b>902-1671</b>	<b>.539</b>	<b>--</b>	<b>--</b>	<b>341-583</b>	<b>.584</b>	<b>2145</b>	<b>19.86</b>

## 5. Jacob Gilyard ..... 2,039 Points



SEASON	GAMES	FG-FGA	PCT	3FG-3FGA	PCT	FT-FTA	PCT	POINTS	AVERAGE
2017-18	32	126-279	.452	58-151	.384	56-67	.836	366	11.4
2018-19	31	177-375	.472	74-204	.363	74-96	.771	502	16.2
2019-20	31	132-282	.468	58-158	.367	73-91	.802	395	12.7
2020-21	23	94-229	.410	48-143	.336	48-57	.842	284	12.3
2021-22	37	156-395	.395	94-261	.360	86-100	.860	492	13.3
<b>TOTAL</b>	<b>154</b>	<b>685-1561</b>	<b>.439</b>	<b>332-917</b>	<b>.362</b>	<b>337-411</b>	<b>.820</b>	<b>2039</b>	<b>13.24</b>

## 6. Kendall Anthony ..... 1,909 Points



SEASON	GAMES	FG-FGA	PCT	3FG-3FGA	PCT	FT-FTA	PCT	POINTS	AVERAGE
2011-12	32	132-315	.419	68-163	.417	84-105	.800	416	13.0
2012-13	34	127-305	.416	60-141	.426	78-96	.813	392	11.5
2013-14	33	166-429	.387	82-232	.353	112-136	.824	526	15.9
2014-15	35	203-455	.466	60-153	.392	109-138	.790	575	16.4
<b>TOTAL</b>	<b>134</b>	<b>628-1504</b>	<b>.418</b>	<b>270-689</b>	<b>.392</b>	<b>383-474</b>	<b>.806</b>	<b>1909</b>	<b>14.25</b>



# Richmond Men's Basketball


2025 Offseason Record Book

## 7. Ed Harrison ..... 1,843 Points



SEASON	GAMES	FG-FGA	PCT	3FG-3FGA	PCT	FT-FTA	PCT	POINTS	AVERAGE
1952-53	27	154-328	.469	--	--	149-212	.703	457	17.0
1953-54	31	163-386	.422	--	--	151-202	.747	477	15.2
1954-55	28	150-320	.470	--	--	148-180	.820	448	16.0
1955-56	29	138-330	.418	--	--	185-255	.721	461	15.9
<b>TOTAL</b>	<b>115</b>	<b>605-1364</b>	<b>.443</b>	<b>--</b>	<b>--</b>	<b>633-849</b>	<b>.745</b>	<b>1843</b>	<b>16.03</b>

## 8. David Gonzalez..... 1,727 Points



SEASON	GAMES	FG-FGA	PCT	3FG-3FGA	PCT	FT-FTA	PCT	POINTS	AVERAGE
2006-07	29	94-234	.402	28-92	.304	61-94	.649	277	9.5
2007-08	31	119-280	.426	61-145	.421	65-83	.783	364	11.7
2008-09	36	206-433	.476	72-174	.414	91-129	.705	575	15.9
2009-10	35	171-379	.451	76-208	.365	93-132	.705	511	14.6
<b>TOTAL</b>	<b>131</b>	<b>590-1326</b>	<b>.444</b>	<b>237-619</b>	<b>.382</b>	<b>310-438</b>	<b>.707</b>	<b>1727</b>	<b>13.19</b>

## 9. John Schweitz ..... 1,723 Points



SEASON	GAMES	FG-FGA	PCT	3FG-3FGA	PCT	FT-FTA	PCT	POINTS	AVERAGE
1978-79	26	94-199	.472	--	--	45-60	.750	233	9.0
1979-80	27	200-370	.541	--	--	77-94	.819	477	17.7
1980-81	27	211-398	.530	--	--	84-97	.866	506	18.7
1981-82	29	215-405	.531	--	--	77-100	.770	507	17.5
<b>TOTAL</b>	<b>109</b>	<b>720-1372</b>	<b>.524</b>	<b>--</b>	<b>--</b>	<b>283-351</b>	<b>.806</b>	<b>1723</b>	<b>15.81</b>

## 10. T.J. Cline ..... 1,647 Points




SEASON	GAMES	FG-FGA	PCT	3FG-3FGA	PCT	FT-FTA	PCT	POINTS	AVERAGE
2014-15	35	162-314	.516	50-129	.388	39-60	.650	413	11.8
2015-16	32	227-407	.558	44-119	.370	88-137	.642	586	18.3
2016-17	35	243-470	.517	48-152	.316	114-166	.687	648	18.5
<b>TOTAL</b>	<b>102</b>	<b>632-1191</b>	<b>.531</b>	<b>142-400</b>	<b>.355</b>	<b>241-363</b>	<b>.664</b>	<b>1647</b>	<b>16.15</b>

## 11. Tyler Burton ..... 1,634 Points



SEASON	GAMES	FG-FGA	PCT	3FG-3FGA	PCT	FT-FTA	PCT	POINTS	AVERAGE
2019-20	30	50-111	.450	10-38	.263	27-36	.750	137	4.6
2020-21	23	97-216	.449	33-91	.363	49-61	.803	276	12.0
2021-22	37	187-409	.457	57-156	.365	163-206	.791	594	16.1
2022-23	33	208-463	.449	55-188	.293	156-205	.761	627	19.0
<b>TOTAL</b>	<b>123</b>	<b>542-1199</b>	<b>.452</b>	<b>155-473</b>	<b>.328</b>	<b>395-508</b>	<b>.778</b>	<b>1634</b>	<b>13.28</b>

## 12. Curtis Blair ..... 1,630 Points



SEASON	GAMES	FG-FGA	PCT	3FG-3FGA	PCT	FT-FTA	PCT	POINTS	AVERAGE
1988-89	31	42-98	.429	7-24	.292	24-34	.706	115	3.7
1989-90	32	139-329	.422	42-110	.382	71-99	.717	391	12.2
1990-91	32	193-429	.450	33-96	.344	91-131	.740	516	16.1
1991-92	30	212-453	.468	59-141	.418	125-158	.791	608	20.3
<b>TOTAL</b>	<b>125</b>	<b>586-1309</b>	<b>.447</b>	<b>141-371</b>	<b>.380</b>	<b>317-422</b>	<b>.751</b>	<b>1630</b>	<b>13.00</b>

## 13. ShawnDre' Jones ..... 1,608 Points



SEASON	GAMES	FG-FGA	PCT	3FG-3FGA	PCT	FT-FTA	PCT	POINTS	AVERAGE
2013-14	30	61-153	.399	34-89	.382	36-41	.878	192	6.4
2014-15	35	123-292	.421	64-170	.376	50-69	.725	360	10.3
2015-16	32	157-363	.433	60-153	.392	95-115	.826	469	14.7
2016-17	35	194-428	.463	69-176	.392	122-149	.819	587	16.8
<b>TOTAL</b>	<b>132</b>	<b>539-1236</b>	<b>.436</b>	<b>227-588</b>	<b>.386</b>	<b>303-374</b>	<b>.810</b>	<b>1608</b>	<b>12.18</b>

**14. Peter Woolfolk ..... 1,604 Points**



SEASON	GAMES	FG-FGA	PCT	3FG-3FGA	PCT	FT-FTA	PCT	POINTS	AVERAGE
1984-85	32	123-275	.447	--	--	66-127	.519	312	9.8
1985-86	30	134-291	.460	--	--	33-69	.478	301	10.0
1986-87	29	174-362	.481	0-2	.000	56-126	.444	404	13.9
1987-88	32	235-419	.561	0-0	.000	117-201	.582	587	18.3
<b>TOTAL</b>	<b>123</b>	<b>666-1347</b>	<b>.494</b>	<b>0-2</b>	<b>.000</b>	<b>272-523</b>	<b>.520</b>	<b>1604</b>	<b>13.04</b>

**15. Ken Atkinson ..... 1,549 Points**




SEASON	GAMES	FG-FGA	PCT	3FG-3FGA	PCT	FT-FTA	PCT	POINTS	AVERAGE
1986-87	29	81-188	.431	7-36	.194	48-63	.762	217	7.5
1987-88	33	102-209	.488	19-47	.404	75-104	.721	298	9.0
1988-89	31	141-328	.430	58-147	.395	90-116	.776	430	13.9
1989-90	32	195-434	.449	78-190	.411	136-157	.866	604	18.9
<b>TOTAL</b>	<b>125</b>	<b>519-1159</b>	<b>.447</b>	<b>162-420</b>	<b>.385</b>	<b>349-440</b>	<b>.793</b>	<b>1549</b>	<b>12.39</b>

**16. Terry Allen ..... 1,491 Points**



SEASON	GAMES	FG-FGA	PCT	3FG-3FGA	PCT	FT-FTA	PCT	POINTS	AVERAGE
2012-13	34	55-100	.550	10-33	.303	48-48	.583	148	4.4
2013-14	33	129-257	.502	14-37	.378	65-97	.670	337	10.2
2014-15	35	170-331	.514	16-66	.242	98-131	.748	454	13.0
2015-16	32	193-392	.492	24-78	.308	142-195	.728	552	17.3
<b>TOTAL</b>	<b>134</b>	<b>547-1080</b>	<b>.506</b>	<b>64-214</b>	<b>.299</b>	<b>333-471</b>	<b>.707</b>	<b>1,491</b>	<b>11.12</b>

**17. Jarod Stevenson ..... 1,482 Points**



SEASON	GAMES	FG-FGA	PCT	3FG-3FGA	PCT	FT-FTA	PCT	POINTS	AVERAGE
1994-95	28	93-213	.437	8-35	.229	42-85	.494	236	8.4
1995-96	24	122-244	.500	23-54	.426	62-75	.827	329	13.7
1996-97	28	112-282	.397	35-114	.307	66-84	.786	325	11.6
1997-98	31	207-417	.496	82-174	.471	96-121	.793	529	19.1
<b>TOTAL</b>	<b>111</b>	<b>534-1156</b>	<b>.461</b>	<b>148-377</b>	<b>.392</b>	<b>266-365</b>	<b>.728</b>	<b>1482</b>	<b>13.35</b>

**18. Justin Harper ..... 1,457 Points**



SEASON	GAMES	FG-FGA	PCT	3FG-3FGA	PCT	FT-FTA	PCT	POINTS	AVERAGE
2007-08	29	36-80	.450	16-43	.372	7-17	.412	95	3.3
2008-09	36	116-282	.411	44-131	.336	54-80	.675	330	9.2
2009-10	35	140-290	.483	42-122	.344	49-72	.681	371	10.6
2010-11	37	245-459	.534	77-172	.448	94-118	.797	661	17.9
<b>TOTAL</b>	<b>137</b>	<b>537-1111</b>	<b>.483</b>	<b>179-468</b>	<b>.382</b>	<b>204-287</b>	<b>.711</b>	<b>1457</b>	<b>10.64</b>

**19. Johnny Moates ..... 1,440 Points**



SEASON	GAMES	FG-FGA	PCT	3FG-3FGA	PCT	FT-FTA	PCT	POINTS	AVERAGE
1964-65	26	148-357	.416	--	--	69-92	.750	365	14.0
1965-66	25	204-475	.429	--	--	93-124	.750	501	20.0
1966-67	23	219-500	.438	--	--	136-176	.773	574	25.0
<b>TOTAL</b>	<b>74</b>	<b>571-1332</b>	<b>.428</b>	<b>--</b>	<b>--</b>	<b>298-392</b>	<b>.760</b>	<b>1440</b>	<b>19.46</b>

**20. Kenny Wood ..... 1,427 Points**



SEASON	GAMES	FG-FGA	PCT	3FG-3FGA	PCT	FT-FTA	PCT	POINTS	AVERAGE
1989-90	29	61-123	.496	2-9	.222	25-43	.581	149	5.1
1990-91	32	186-345	.539	2-10	.200	84-106	.792	458	14.3
1991-92	30	152-330	.461	5-20	.250	81-116	.698	390	13.0
1992-93	27	170-352	.483	18-51	.353	72-96	.750	430	15.9
<b>TOTAL</b>	<b>118</b>	<b>569-1150</b>	<b>.494</b>	<b>27-90</b>	<b>.300</b>	<b>262-361</b>	<b>.725</b>	<b>1427</b>	<b>12.10</b>

**21. Walt Lysaght ..... 1,425 Points**



SEASON	GAMES	FG-FGA	PCT	3FG-3FGA	PCT	FT-FTA	PCT	POINTS	AVERAGE
1952-53	25	123-351	.350	--	--	59-112	.527	305	12.2
1953-54	28	133-384	.346	--	--	58-97	.600	324	11.6
1954-55	28	171-428	.399	--	--	61-92	.660	403	14.3
1955-56	29	147-423	.347	--	--	99-127	.779	393	13.5
<b>TOTAL</b>	<b>110</b>	<b>574-1585</b>	<b>.362</b>	<b>--</b>	<b>--</b>	<b>277-428</b>	<b>.647</b>	<b>1425</b>	<b>12.95</b>

**22. Nick Sherod ..... 1,415 Points**



SEASON	GAMES	FG-FGA	PCT	3FG-3FGA	PCT	FT-FTA	PCT	POINTS	AVERAGE
2016-17	35	102-223	.457	39-117	.333	22-26	.846	265	7.6
2017-18	32	165-343	.481	61-156	.391	65-81	.802	456	14.3
2018-19	6	29-60	.483	9-24	.375	9-14	.643	76	12.7
2019-20	31	142-313	.454	78-178	.438	33-41	.805	395	12.7
2021-22	37	76-228	.333	56-165	.339	15-20	.750	223	6.0
<b>TOTAL</b>	<b>141</b>	<b>514-1167</b>	<b>.440</b>	<b>243-640</b>	<b>.380</b>	<b>144-182</b>	<b>.791</b>	<b>1415</b>	

**23. Mike Skrocki ..... 1,408 Points**




SEASON	GAMES	FG-FGA	PCT	3FG-3FGA	PCT	FT-FTA	PCT	POINTS	AVERAGE
2000-01	29	30-80	.375	18-57	.316	12-18	.667	90	3.1
2001-02	36	151-403	.375	75-231	.325	89-110	.809	466	12.9
2002-03	29	99-310	.319	49-168	.292	78-93	.839	325	11.2
2003-04	33	161-397	.406	78-221	.353	127-155	.819	527	15.9
<b>TOTAL</b>	<b>127</b>	<b>441-1190</b>	<b>.370</b>	<b>220-677</b>	<b>.324</b>	<b>306-376</b>	<b>.813</b>	<b>1408</b>	<b>11.09</b>

**24. Kelvin Johnson ..... 1,400 Points**



SEASON	GAMES	FG-FGA	PCT	3FG-3FGA	PCT	FT-FTA	PCT	POINTS	AVERAGE
1981-82	29	57-119	.479	--	--	59-77	.766	173	6.0
1982-83	28	121-227	.533	--	--	36-53	.679	278	9.9
1983-84	32	181-334	.542	--	--	81-99	.818	443	13.8
1984-85	32	212-404	.525	--	--	82-94	.872	506	15.8
<b>TOTAL</b>	<b>121</b>	<b>571-1084</b>	<b>.526</b>	<b>--</b>	<b>--</b>	<b>258-323</b>	<b>.798</b>	<b>1400</b>	<b>11.57</b>

**25. Dan Geriot ..... 1,389 Points**



SEASON	GAMES	FG-FGA	PCT	3FG-3FGA	PCT	FT-FTA	PCT	POINTS	AVERAGE
2006-07	30	139-276	.504	23-60	.383	55-80	.688	356	11.9
2007-08	31	165-349	.473	31-78	.397	81-108	.750	442	14.3
2009-10	35	89-225	.396	9-40	.225	52-82	.634	239	6.8
2010-11	37	138-308	.448	34-82	.415	42-70	.600	352	9.5
<b>TOTAL</b>	<b>133</b>	<b>531-1158</b>	<b>.459</b>	<b>97-260</b>	<b>.373</b>	<b>230-340</b>	<b>.676</b>	<b>1389</b>	<b>10.44</b>

**26. Nathan Cayo ..... 1,385 Points**



SEASON	GAMES	FG-FGA	PCT	3FG-3FGA	PCT	FT-FTA	PCT	POINTS	AVERAGE
2017-18	32	29-66	.439	0-10	.000	16-27	.593	74	2.3
2018-19	33	167-279	.599	2-4	.500	90-156	.577	426	12.9
2019-20	30	100-180	.556	0-0	.000	67-84	.798	267	8.9
2020-21	23	104-203	.512	2-5	.400	70-97	.722	280	12.2
2021-22	37	146-262	.557	0-0	.000	46-99	.465	338	9.1
<b>TOTAL</b>	<b>155</b>	<b>546-990</b>	<b>.552</b>	<b>4-19</b>	<b>.211</b>	<b>289-463</b>	<b>.624</b>	<b>1385</b>	<b>8.94</b>

**27. Ken Daniel ..... 1,370 Points**

SEASON	GAMES	FG-FGA	PCT	3FG-3FGA	PCT	FT-FTA	PCT	POINTS	AVERAGE
1952-53	26	86-215	.400	--	--	77-131	.588	249	9.6
1953-54	31	156-380	.410	--	--	74-116	.637	386	12.4
1954-55	28	162-361	.450	--	--	106-146	.730	430	15.3
1955-56	29	118-321	.367	--	--	69-96	.718	305	10.5
<b>TOTAL</b>	<b>114</b>	<b>522-1277</b>	<b>.408</b>	<b>--</b>	<b>--</b>	<b>326-489</b>	<b>.666</b>	<b>1370</b>	<b>12.02</b>

**28. Reggie Brown ..... 1,362 Points**




SEASON	GAMES	FG-FGA	PCT	3FG-3FGA	PCT	FT-FTA	PCT	POINTS	AVERAGE
1999-00	30	113-294	.384	64-180	.356	27-42	.643	317	10.5
2000-01	29	97-263	.369	39-140	.279	59-81	.728	292	10.0
2001-02	35	176-491	.358	81-269	.301	71-100	.710	504	14.4
2002-03	3	9-12	.750	6-8	.750	1-2	.500	25	8.3
2003-04	30	77-235	.328	45-144	.313	25-38	.658	224	7.4
<b>TOTAL</b>	<b>124</b>	<b>463-1283</b>	<b>.360</b>	<b>229-733</b>	<b>.312</b>	<b>182-261</b>	<b>.697</b>	<b>1362</b>	<b>10.78</b>

**29. Bob McCurdy ..... 1,347 Points**



SEASON	GAMES	FG-FGA	PCT	3FG-3FGA	PCT	FT-FTA	PCT	POINTS	AVERAGE
1973-74	28	216-369	.585	--	--	60-78	.769	492	17.6
1974-75	26	321-594	.540	--	--	213-276	.772	855	32.9
<b>TOTAL</b>	<b>54</b>	<b>537-963</b>	<b>.558</b>	<b>--</b>	<b>--</b>	<b>273-354</b>	<b>.771</b>	<b>1347</b>	<b>24.94</b>

**30. Kenny Foster ..... 1,279 Points**




SEASON	GAMES	FG-FGA	PCT	3FG-3FGA	PCT	FT-FTA	PCT	POINTS	AVERAGE
1967-68	25	154-357	.431	--	--	77-93	.827	385	15.4
1968-69	27	196-443	.442	--	--	151-185	.816	543	20.1
1969-70	26	120-309	.388	--	--	111-160	.694	351	13.5
<b>TOTAL</b>	<b>78</b>	<b>470-1109</b>	<b>.424</b>	<b>--</b>	<b>--</b>	<b>339-438</b>	<b>.774</b>	<b>1279</b>	<b>16.40</b>

**31. Cedrick Lindsay ..... 1,276 Points**



SEASON	GAMES	FG-FGA	PCT	3FG-3FGA	PCT	FT-FTA	PCT	POINTS	AVERAGE
2010-11	37	61-134	.455	14-46	.304	25-48	.521	161	4.4
2011-12	31	105-263	.399	30-88	.341	107-131	.817	347	11.2
2012-13	32	117-265	.442	31-91	.341	119-145	.821	384	12.0
2013-14	21	120-275	.436	23-71	.324	121-165	.733	384	18.3
<b>TOTAL</b>	<b>121</b>	<b>403-937</b>	<b>.430</b>	<b>98-296</b>	<b>.331</b>	<b>372-489</b>	<b>.761</b>	<b>1276</b>	<b>10.55</b>

**32. Darien Brothers ..... 1,274 Points**



SEASON	GAMES	FG-FGA	PCT	3FG-3FGA	PCT	FT-FTA	PCT	POINTS	AVERAGE
2009-10	29	14-40	.350	2-9	.222	15-18	.833	45	1.6
2010-11	37	96-225	.427	51-125	.408	40-58	.690	283	7.6
2011-12	32	146-345	.423	68-181	.376	106-119	.891	466	14.6
2012-13	34	143-348	.411	84-196	.429	110-126	.873	480	14.1
<b>TOTAL</b>	<b>132</b>	<b>399-958</b>	<b>.416</b>	<b>205-511</b>	<b>.401</b>	<b>271-321</b>	<b>.844</b>	<b>1274</b>	<b>9.65</b>

**33. Aron Stewart ..... 1,237 Points**




SEASON	GAMES	FG-FGA	PCT	3FG-3FGA	PCT	FT-FTA	PCT	POINTS	AVERAGE
1972-73	19	242-463	.523	--	--	90-122	.738	574	30.2
1973-74	25	269-581	.463	--	--	125-160	.781	663	26.5
<b>TOTAL</b>	<b>44</b>	<b>511-1044</b>	<b>.489</b>	<b>--</b>	<b>--</b>	<b>215-282</b>	<b>.762</b>	<b>1237</b>	<b>28.11</b>

**34. Warren Mills ..... 1,228 Points**



SEASON	GAMES	FG-FGA	PCT	3FG-3FGA	PCT	FT-FTA	PCT	POINTS	AVERAGE
1951-52	22	63-N/A	--	--	--	68-94	.720	194	8.8
1952-53	27	79-239	.330	--	--	96-134	.716	254	9.4
1953-54	30	136-357	.381	--	--	138-180	.770	410	13.7
1954-55	27	120-338	.360	--	--	130-169	.770	370	13.7
<b>TOTAL</b>	<b>106</b>	<b>398-N/A</b>	<b>--</b>	<b>--</b>	<b>--</b>	<b>432-577</b>	<b>.749</b>	<b>1,228</b>	<b>11.63</b>

**35. Eric Poole ..... 1,221 Points**



SEASON	GAMES	FG-FGA	PCT	3FG-3FGA	PCT	FT-FTA	PCT	POINTS	AVERAGE
1994-95	28	100-292	.521	0-1	.000	51-88	.580	251	8.9
1995-96	28	125-248	.504	0-0	.000	81-127	.638	331	11.8
1996-97	28	105-225	.467	0-0	.000	70-125	.560	280	10.0
1997-98	31	137-247	.555	0-1	.000	85-136	.625	359	11.5
<b>TOTAL</b>	<b>115</b>	<b>467-912</b>	<b>.512</b>	<b>0-2</b>	<b>.000</b>	<b>287-476</b>	<b>.602</b>	<b>1221</b>	<b>10.62</b>

**36. Tom Tenwick..... 1,188 Points**



SEASON	GAMES	FG-FGA	PCT	3FG-3FGA	PCT	FT-FTA	PCT	POINTS	AVERAGE
1962-63	25	101-252	.401	--	--	101-139	.727	303	12.1
1963-64	22	127-261	.487	--	--	142-196	.724	396	18.0
1964-65	26	144-309	.466	--	--	201-246	.817	489	18.8
<b>TOTAL</b>	<b>73</b>	<b>372-822</b>	<b>.452</b>	<b>--</b>	<b>--</b>	<b>444-581</b>	<b>.764</b>	<b>1188</b>	<b>16.27</b>

**37. Butch Lambiotte ..... 1,163 Points**

SEASON	GAMES	FG-FGA	PCT	3FG-3FGA	PCT	FT-FTA	PCT	POINTS	AVERAGE
1956-57	24	94-234	.386	--	--	111-178	.623	299	12.5
1957-58	26	N/A	N/A	--	--	N/A	N/A	243	9.3
1958-59	22	99-216	.458	--	--	97-129	.752	295	13.4
1959-60	24	N/A	N/A	--	--	N/A	N/A	326	13.6
<b>TOTAL</b>	<b>96</b>	<b>N/A</b>	<b>N/A</b>	<b>--</b>	<b>--</b>	<b>N/A</b>	<b>N/A</b>	<b>1163</b>	<b>12.11</b>

**38. Kevin Eastman ..... 1,162 Points**



SEASON	GAMES	FG-FGA	PCT	3FG-3FGA	PCT	FT-FTA	PCT	POINTS	AVERAGE
1973-74	25	15-40	.375	--	--	7-12	.583	37	1.5
1974-75	26	159-322	.494	--	--	98-132	.742	416	16.0
1975-76	28	132-265	.498	--	--	122-165	.739	386	13.7
1976-77	26	117-279	.419	--	--	89-112	.795	323	12.4
<b>TOTAL</b>	<b>105</b>	<b>423-906</b>	<b>.466</b>	<b>--</b>	<b>--</b>	<b>316-421</b>	<b>.750</b>	<b>1162</b>	<b>11.07</b>

**39. Tom Green..... 1,159 Points**



SEASON	GAMES	FG-FGA	PCT	3FG-3FGA	PCT	FT-FTA	PCT	POINTS	AVERAGE
1964-65	26	93-204	.456	--	--	113-150	.753	299	11.5
1965-66	25	137-285	.481	--	--	122-172	.709	396	15.8
1966-67	23	158-311	.508	--	--	148-198	.747	464	20.2
<b>TOTAL</b>	<b>74</b>	<b>388-800</b>	<b>.485</b>	<b>--</b>	<b>--</b>	<b>383-520</b>	<b>.736</b>	<b>1159</b>	<b>15.66</b>

**40. John Telepo ..... 1,127 Points**




SEASON	GAMES	FG-FGA	PCT	3FG-3FGA	PCT	FT-FTA	PCT	POINTS	AVERAGE
1961-62	27	N/A	N/A	--	--	N/A	N/A	393	14.5
1962-63	21	113-255	.442	--	--	56-80	.700	282	13.4
1963-64	22	182-396	.460	--	--	88-114	.772	452	20.5
<b>TOTAL</b>	<b>70</b>	<b>N/A</b>	<b>N/A</b>	<b>--</b>	<b>--</b>	<b>N/A</b>	<b>N/A</b>	<b>1127</b>	<b>16.10</b>

**41. Greg Stevenson..... 1,125 Points**




SEASON	GAMES	FG-FGA	PCT	3FG-3FGA	PCT	FT-FTA	PCT	POINTS	AVERAGE
1999-00	30	214-389	.550	35-83	.422	92-123	.748	555	18.5
2000-01	29	215-401	.536	48-99	.485	92-120	.767	570	19.6
<b>TOTAL</b>	<b>59</b>	<b>429-790</b>	<b>.543</b>	<b>83-182</b>	<b>.456</b>	<b>184-243</b>	<b>.757</b>	<b>1125</b>	<b>19.06</b>

**42. Rodney Rice..... 1,097 Points**



SEASON	GAMES	FG-FGA	PCT	3FG-3FGA	PCT	FT-FTA	PCT	POINTS	AVERAGE
1985-86	27	144-255	.565	--	--	23-33	.696	311	11.5
1986-87	27	125-300	.417	43-122	.352	32-42	.762	325	12.0
1987-88	33	164-363	.452	85-180	.472	48-58	.828	461	14.0
<b>TOTAL</b>	<b>87</b>	<b>433-918</b>	<b>.471</b>	<b>128-302</b>	<b>.423</b>	<b>103-133</b>	<b>.774</b>	<b>1097</b>	<b>12.61</b>

**43. Picot Frazier ..... 1,087 Points**




SEASON	GAMES	FG-FGA	PCT	3FG-3FGA	PCT	FT-FTA	PCT	POINTS	AVERAGE
1967-68	25	148-358	.413	--	--	67-105	.638	363	14.5
1968-69	27	153-345	.443	--	--	66-90	.733	372	13.8
1969-70	25	134-336	.399	--	--	84-119	.706	352	14.1
<b>TOTAL</b>	<b>77</b>	<b>435-1039</b>	<b>.418</b>	<b>--</b>	<b>--</b>	<b>217-314</b>	<b>.691</b>	<b>1087</b>	<b>14.12</b>

**44. Scott Stapleton ..... 1,065 Points**



SEASON	GAMES	FG-FGA	PCT	3FG-3FGA	PCT	FT-FTA	PCT	POINTS	AVERAGE
1986-87	29	57-117	.487	1-3	.333	28-50	.560	143	4.9
1987-88	33	104-196	.531	0-2	.000	50-96	.521	258	7.8
1988-89	31	124-235	.528	1-7	.143	80-131	.611	329	10.6
1989-90	32	140-279	.502	0-4	.000	55-85	.647	335	10.4
<b>TOTAL</b>	<b>125</b>	<b>425-827</b>	<b>.514</b>	<b>2-16</b>	<b>.125</b>	<b>213-362</b>	<b>.588</b>	<b>1065</b>	<b>8.52</b>

**45. Jeff Pehl ..... 1,064 Points**




SEASON	GAMES	FG-FGA	PCT	3FG-3FGA	PCT	FT-FTA	PCT	POINTS	AVERAGE
1979-80	27	64-142	.451	--	--	45-67	.672	173	6.4
1980-81	29	117-202	.579	--	--	89-140	.636	319	11.0
1981-82	29	103-186	.554	--	--	83-141	.589	289	10.0
1982-83	25	118-219	.538	--	--	47-69	.681	283	11.3
<b>TOTAL</b>	<b>110</b>	<b>402-749</b>	<b>.537</b>	<b>--</b>	<b>--</b>	<b>264-417</b>	<b>.633</b>	<b>1064</b>	<b>9.67</b>

**46. Bill Flye ..... 1,062 Points**



SEASON	GAMES	FG-FGA	PCT	3FG-3FGA	PCT	FT-FTA	PCT	POINTS	AVERAGE
1980-81	27	42-105	.400	--	--	26-49	.531	109	4.0
1981-82	29	123-253	.486	--	--	54-66	.818	300	10.3
1982-83	28	87-167	.520	--	--	44-55	.800	218	7.7
1983-84	32	170-353	.481	--	--	95-112	.848	435	13.6
<b>TOTAL</b>	<b>116</b>	<b>422-878</b>	<b>.480</b>	<b>--</b>	<b>--</b>	<b>219-282</b>	<b>.776</b>	<b>1062</b>	<b>9.16</b>

**47. Danny Higgins ..... 1,042 Points**



SEASON	GAMES	FG-FGA	PCT	3FG-3FGA	PCT	FT-FTA	PCT	POINTS	AVERAGE
1960-61	23	N/A	N/A	--	--	N/A	N/A	376	16.3
1961-62	26	N/A	N/A	--	--	N/A	N/A	405	15.5
1962-63	19	104-255	.426	--	--	53-95	.558	261	13.7
<b>TOTAL</b>	<b>68</b>	<b>N/A</b>	<b>N/A</b>	<b>--</b>	<b>--</b>	<b>N/A</b>	<b>N/A</b>	<b>1042</b>	<b>15.32</b>

**48. Spike Welsh ..... 1,033 Points**




SEASON	GAMES	FG-FGA	PCT	3FG-3FGA	PCT	FT-FTA	PCT	POINTS	AVERAGE
1963-64	22	83-191	.435	--	--	53-74	.716	219	9.9
1964-65	26	135-321	.421	--	--	57-74	.770	327	12.6
1965-66	25	182-377	.483	--	--	123-147	.837	487	19.5
<b>TOTAL</b>	<b>73</b>	<b>400-889</b>	<b>.449</b>	<b>--</b>	<b>--</b>	<b>233-295</b>	<b>.789</b>	<b>1033</b>	<b>14.15</b>

**49. Mike Winiecki ..... 1,031 Points**



SEASON	GAMES	FG-FGA	PCT	3FG-3FGA	PCT	FT-FTA	PCT	POINTS	AVERAGE
1985-86	24	16-39	.410	--	--	18-27	.667	50	2.1
1986-87	29	84-182	.462	0-1	.000	45-64	.703	213	7.3
1987-88	33	83-161	.516	0-0	.000	55-82	.679	221	6.7
1988-89	31	214-402	.532	0-1	.000	119-159	.748	547	17.6
<b>TOTAL</b>	<b>117</b>	<b>397-784</b>	<b>.506</b>	<b>0-2</b>	<b>.000</b>	<b>237-332</b>	<b>.713</b>	<b>1031</b>	<b>8.81</b>

**50. Tony Dobbins ..... 1,026 Points**



SEASON	GAMES	FG-FGA	PCT	3FG-3FGA	PCT	FT-FTA	PCT	POINTS	AVERAGE
2001-02	35	115-288	.399	14-62	.226	101-146	.692	345	9.8
2002-03	29	106-259	.409	5-41	.122	97-131	.740	314	10.8
2003-04	33	120-270	.444	9-31	.290	118-156	.756	367	11.1
<b>TOTAL</b>	<b>97</b>	<b>341-817</b>	<b>.417</b>	<b>28-134</b>	<b>.208</b>	<b>316-433</b>	<b>.729</b>	<b>1026</b>	<b>10.6</b>

**51. Jonathan Baker ..... 1,002 Points**



SEASON	GAMES	FG-FGA	PCT	3FG-3FGA	PCT	FT-FTA	PCT	POINTS	AVERAGE
1995-96	28	78-191	.408	61-159	.384	22-31	.710	239	8.5
1996-97	28	35-115	.304	32-102	.314	18-27	.667	120	4.2
1997-98	31	95-207	.459	71-159	.447	36-47	.766	297	9.6
1998-99	27	103-277	.372	77-214	.360	63-88	.716	346	12.8
<b>TOTAL</b>	<b>114</b>	<b>311-790</b>	<b>.393</b>	<b>241-634</b>	<b>.380</b>	<b>139-193</b>	<b>.720</b>	<b>1002</b>	<b>8.79</b>

**TEAM RECORDS**

**GAME**

Most Points Scored	132 vs Bluefield (12-3-79)
Most Points Scored—One Half	79 vs Bluefield (12-3-79)
Largest Victory Margin	67, 129-52 vs R. Macon (1955)
Most Field Goals Made	53 vs Bluefield (12-3-79)
Most Field Goals Attempted	100 vs Randolph-Macon, 12-10-54
Best Field Goal Percentage	77.4% (24-31) vs Citadel (2-28-76)
Best FG Pct.—One Half	93.3 (14-15) vs Radford (11-29-82)
Most 3-Point FG Made	18 (36) at Duquesne (3-2-02)
Most 3-Point FG Attempts	38 at Dayton (1-6-19)
Best 3-Point FG Percentage	75.0% (6-8) vs ECU (2-20-88)
Most Free Throws Made	38 vs Davidson (1-15-72)
Most Free Throws Attempted	53 vs Virginia (2-7-53)
Best Free Throw Percentage	100% (24-24) vs La Salle (1-23-21) (19-19) at Charlotte (2-26-11) *minimum 15 attempts
Best FT Percentage—One Half	100% (16-16) vs Virginia (12-19-69)
Most Consecutive FT Made	24 vs La Salle (1-23-21)
Most Rebounds	100 vs North Carolina (2-3-53)
Most Assists	31 vs VMI (11-16-09)
Most Steals	20 vs Atlantic Christian (12-8-77), vs George Mason (12-5-79)
Most Blocked Shots	17 vs Massachusetts (1-13-10)
Fewest Turnovers	2 vs George Mason (2-15-86), vs American (1-10-90)
Most Turnovers	40 vs Rhode Island (12-19-70)
Fewest Personal Fouls	5 at Dayton (1-28-2023)
Most Personal Fouls	36 vs VMI (2-1-78), vs Old Dominion (12-29-78), vs VCU (1-27-79)
Most Disqualifications	5 vs George Washington (12-3-68), vs VCU (1-27-79)

**SEASON**

Most Points Scored	2628 (2021-22)
Highest Scoring Average	84.8 (1965-66)
Most FG Made	938 (2016-17)
Most FG Attempted	2279 (1953-54)
Best FG Percentage	53.5% (885-1653) (1980-81)
Most 3-Point FG Made	290 (2021-22)
Most 3-Point FG Attempted	893 (2001-02)
Best 3-Point FG Percentage	43.8% (116-265) (1987-88)
Most FT Made	721 (1955-56)
Most FT Attempted	1045 (1955-56)
Best FT Percentage	79.2 (429-542) (2024-25)
Most Rebounds	1546 (1952-53)
Most Assists	592 (2016-17)
Most Steals	289 (2009-10)
Most Blocked Shots	158 (2009-10)
Most Turnovers	556 (1977-78)
Most Personal Fouls	707 (1987-88)
Best Winning Percentage	100% (20-0) (1934-35)
Most Victories	29 (2010-11)
Most Consecutive Victories	24 (1934-36)



**INDIVIDUAL RECORDS**

**POINTS IN A GAME**

	<i>NAME</i>	<i>DATE</i>	<i>FG</i>	<i>FT</i>	<i>TOTAL</i>	<i>OPPONENT</i>
1.	McCurdy, Bob	2-26-75	20	13	53	Appalachian St.
2.	McCurdy, Bob	2-17-75	21	4	46	West Virginia
3.	McCurdy, Bob	1-11-75	19	6	44	VMI
4.	Wood, Wiley	2-22-16	21	1	43	Jefferson School
5.	Stewart, Aron	1-29-73	20	2	42	Appalachian St.
	McCurdy, Bob	1-08-75	15	12	42	Duquesne
7.	Ford, Wilton	2-24-68	14	13	41	William & Mary
	Stewart, Aron	1-19-73	14	13	41	Virginia Tech
	McCurdy, Bob	2-10-75	15	11	41	Tulane
10.	Stephenson, Elmo	1-04-52	18	4	40	Mount Union
	McCurdy, Bob	2-13-75	16	8	40	Furman

**POINTS IN A SEASON**

	<i>NAME</i>	<i>YEAR</i>	<i>G</i>	<i>FG</i>	<i>FT</i>	<i>TOTAL</i>	<i>AVERAGE</i>
1.	McCurdy, Bob	1975	26	321	213	855	32.88
2.	Newman, Johnny	1984	32	273	155	701	21.91
3.	Newman, Johnny	1985	32	270	140	680	21.25
4.	Stewart, Aron	1974	25	269	125	663	26.52
5.	Harper, Justin	2011	37	245	94	661	17.86
6.	Perry, Mike	1981	29	277	106	660	22.76
7.	Newman, Johnny	1986	30	253	153	659	21.97
8.	Cline, T.J.	2017	35	243	114	648	18.51
9.	Burton, Tyler	2023	33	208	156	627	19.00
10.	Anderson, Kevin	2010	35	230	124	622	17.80

**SCORING AVERAGE IN A SEASON**

	<i>NAME</i>	<i>YEAR</i>	<i>G</i>	<i>FG</i>	<i>FT</i>	<i>TOTAL</i>	<i>AVERAGE</i>
1.	McCurdy, Bob	1975	26	321	213	855	32.88
2.	Stewart, Aron	1973	19	242	90	574	30.21
3.	Stewart, Aron	1974	25	269	125	663	26.52
4.	Moates, Johnny	1967	23	219	136	574	24.96
5.	Perry, Mike	1981	29	277	106	660	22.76
6.	Newman, Johnny	1986	30	253	153	659	21.97
7.	Newman, Johnny	1984	32	273	155	701	21.91
8.	Newman, Johnny	1985	32	270	140	680	21.25
9.	Telepo, John	1964	22	182	88	452	20.55
10.	Blair, Curtis	1992	30	212	125	608	20.27

**CAREER SCORING AVERAGE**

	<i>NAME</i>	<i>YEARS</i>	<i>G</i>	<i>FG</i>	<i>FT</i>	<i>TOTAL</i>	<i>AVERAGE</i>
1.	Stewart, Aron	1972-74	44	511	215	1,237	28.11
2.	McCurdy, Bob	1973-75	54	537	273	1,347	24.94
3.	Perry, Mike	1977-81	108	902	341	2,145	19.86
4.	Newman, Johnny	1982-86	122	933	517	2,383	19.53
5.	Moates, Johnny	1964-67	74	571	298	1,440	19.46
6.	Stevenson, Greg	1999-01	59	429	184	1,125	19.07
7.	Francis, Blake	2019-21	45	115	109	764	16.98
8.	Foster, Kenny	1967-70	78	470	339	1,279	16.40
9.	Tenwick, Tom	1962-65	73	372	444	1,188	16.27
10.	Cline, T.J.	2014-17	102	632	241	1,647	16.15

\* Minimum 40 games

# Richmond Men's Basketball

2025 Offseason Record Book

## FIELD GOAL PERCENTAGE IN A SEASON (MINIMUM 150 FG ATTEMPTS)

	NAME	YEAR	G	MADE	ATT.	PCT.
1.	Kratzer, Steve	1987	29	136	202	67.3
2.	Perry, Mike	1981	29	277	449	61.7
3.	Cowan, Vince	1980	27	151	245	61.6
4.	Cayo, Nathan	2019	33	167	279	59.9
5.	Bailey, Dji	2024	33	130	219	59.4
6.	McCurdy, Bob	1974	28	216	369	58.5
7.	Pehl, Jeff	1981	29	117	202	57.9
8.	Steenberge, Kevin	2005	29	144	253	56.9
9.	Cowan, Vince	1979	26	138	244	56.6
10.	Rice, Rodney	1986	27	144	255	56.5

## CAREER FIELD GOAL PERCENTAGE (MINIMUM 400 FG ATTEMPTS)

	NAME	YEARS	G	MADE	ATT.	PCT.
1.	Kratzer, Steve	1984-88	121	381	659	57.8
2.	Cowan, Vince	1976-80	92	352	625	56.3
3.	McCurdy, Bob	1973-75	54	537	963	55.8
4.	Cayo, Nathan	2017-22	155	546	990	55.2
5.	Stevenson, Greg	1999-01	59	429	790	54.3
6.	Hodges, Mike	1990-94	103	304	560	54.3
7.	Perry, Mike	1977-81	108	902	1671	54.0
8.	Pehl, Jeff	1979-83	110	402	749	53.7
9.	Quinn, Neal	2022-24	66	306	572	53.5
10.	Newman, Johnny	1982-86	122	933	1755	53.2

## FIELD GOALS MADE IN A GAME

	NAME	DATE	FG	OPPONENT
1.	McCurdy, Bob	2-17-75	21	West Virginia
	Wood, Wiley	2-22-16	21	Jefferson School
3.	Stewart, Aron	1-29-73	20	Appalachian St.
	McCurdy, Bob	2-26-75	20	Appalachian St.
5.	Stewart, Aron	1-10-73	19	Villanova
	McCurdy, Bob	1-11-75	19	VMI
7.	Stephenson, Elmo	1-04-52	18	Mount Union
	Stewart, Aron	1-16-74	18	California-Irvine
9.	Newman, Johnny	12-6-85	17	St. Mary's (CA)
10.	Golden, Grant	11-21-18	16	Wyoming
	Perry, Mike	12-30-80	16	Virginia Tech
	McCurdy, Bob	2-13-75	16	Furman
	McCurdy, Bob	2-17-74	16	Virginia Tech
	Stewart, Aron	1-19-74	16	Jacksonville

## FIELD GOALS MADE IN A SEASON

	NAME	YEAR	G	FG	AVERAGE
1.	McCurdy, Bob	1975	26	321	12.35
2.	Perry, Mike	1981	29	277	9.55
3.	Newman, Johnny	1984	32	273	8.53
4.	Newman, Johnny	1985	32	270	8.44
5.	Stewart, Aron	1974	25	269	10.72
6.	Newman, Johnny	1986	30	253	8.43
7.	Harper, Justin	2011	37	245	6.62
8.	Cline, T.J.	2017	35	243	6.94
9.	Stewart, Aron	1973	19	242	12.21
10.	Woolfolk, Peter	1988	32	235	7.34

# Richmond Men's Basketball

2025 Offseason Record Book

## CAREER FIELD GOALS MADE

	NAME	YEARS	G	FG	AVERAGE
1.	Newman, Johnny	1982-86	122	933	7.64
2.	Golden, Grant	2016-22	161	916	5.69
3.	Perry, Mike	1977-81	108	902	8.35
4.	Anderson, Kevin	2007-11	139	768	5.53
5.	Schweitz, John	1978-82	109	720	6.61
6.	Gilyard, Jacob	2017-22	154	685	4.45
7.	Woolfolk, Peter	1984-88	123	666	5.41
8.	Cline, T.J.	2014-17	102	632	6.19
9.	Anthony, Kendall	2011-15	134	628	4.68
10.	Harrison, Ed	1952-56	115	605	5.26

## THREE-POINT FIELD GOALS IN A GAME

	NAME	DATE	3-PT FG (ATTEMPTS)	OPPONENT
1.	Gilyard, Jacob	1-6-19	8 (16)	Dayton
	Brothers, Darien	1-19-13	8 (11)	Charlotte
	Baker, Jonathan	3-1-96	8 (11)	George Mason
	Atkinson, Ken	2-14-90	8 (11)	Navy
	Fleming, Chris	12-1-90	8 (14)	Georgia Tech
6.	Roche, Jason	11-25-24	7 (10)	Florida Tech
	King, Jordan	2-28-24	7 (8)	Saint Louis
	Gilyard, Jacob	3-11-22	7 (12)	VCU
	Gilyard, Jacob	2-7-22	7 (12)	George Mason
	Sherod, Nick	11-17-19	7 (9)	CS-Northridge
	Wood, Marshall	1-28-16	7 (8)	George Washington
	Wood, Marshall	1-10-16	7 (12)	Fordham
	Anthony, Kendall	1-17-15	7 (11)	Davidson
	Anthony, Kendall	1-2-13	7 (9)	Air Force
	Brothers, Darien	12-20-11	7 (11)	Old Dominion
	Gonzalvez, David	11-28-07	7 (10)	William & Mary
	David Gonzalvez	11-28-07	7 (10)	William & Mary
	Stevenson, Greg	1-12-01	7 (8)	McNeese State
	Baker, Jonathan	2-4-98	7 (11)	East Carolina
	Mobley, Adam	1-10-96	7 (9)	William & Mary
	Jarmon, Gerald	2-23-94	7 (9)	East Carolina
	Fleming, Chris	3-16-91	7 (10)	Temple

## THREE-POINT FIELD GOALS IN A SEASON

	NAME	YEAR	G	3-PT FG (ATTEMPTS)	PCT	AVERAGE
1.	Gilyard, Jacob	2021-22	37	94 (261)	.360	2.54
2.	Rice, Rodney	1987-88	33	85 (180)	.472	2.58
3.	King, Jordan	2023-24	33	84 (203)	.414	2.55
	Brothers, Darien	2012-13	33	84 (196)	.429	2.55
5.	Stevenson, Jarod	1997-98	31	82 (174)	.471	2.64
	Anthony, Kendall	2013-14	33	82 (232)	.353	2.48
7.	Brown, Reggie	2001-02	36	81 (269)	.301	2.25
8.	Sherod, Nick	2019-20	31	78 (178)	.438	2.52
	Skrocki, Mike	2003-04	33	78 (221)	.353	2.36
	Atkinson, Ken	1989-90	32	78 (190)	.410	2.44

## CAREER THREE-POINT FIELD GOALS

	NAME	YEARS	G	3-PT FG (ATTEMPTS)	PCT	AVERAGE
1.	Gilyard, Jacob	2017-22	154	332 (917)	.362	2.16
2.	Anthony, Kendall	2011-15	134	270 (689)	.392	2.01
3.	Sherod, Nick	2016-22	141	243 (640)	.380	1.72
4.	Baker, Jonathan	1995-99	114	241 (634)	.380	2.11
5.	Gonzalvez, David	2006-10	131	237 (619)	.383	1.81
6.	Brown, Reggie	1999-04	127	235 (741)	.317	1.85
7.	Jones, ShawnDre'	2013-17	132	227 (588)	.386	1.72
8.	Skrocki, Mike	2000-04	127	220 (677)	.325	1.73
9.	Brothers, Darien	2009-13	131	205 (511)	.400	1.55
10.	Harper, Justin	2007-11	137	179 (468)	.382	1.31

**CAREER THREE-POINT FIELD GOAL PERCENTAGE (MINIMUM 100 ATTEMPTS)**

	NAME	YEARS	G	MADE	ATT.	PCT.
1.	Stevenson, Greg	1999-01	59	83	182	45.6
2.	Rice, Rodney	1986-88	87	128	302	42.4
3.	Jarmon, Gerald	1990-94	115	127	301	42.2
4.	King, Jordan	2023-24	33	84	203	41.4
5.	Fleming, Chris	1990-93	76	141	371	41.1
6.	Brothers, Darien	2009-13	131	205	511	40.1
7.	Oliver, Daryl	1994-98	99	98	245	40.0
8.	Houston, Rick	1997-01	110	78	196	39.8
9.	Stevenson, Jarod	1994-98	111	148	377	39.3
10.	Mobley, Adam	1994-97	64	73	186	39.2

**FREE THROW PERCENTAGE IN A SEASON (MINIMUM 50 ATTEMPTS)**

	NAME	YEAR	G	MADE	ATT.	PCT.
1.	Brothers, Darien	2012	32	106	119	.891
2.	Newman, Johnny	1986	30	153	172	.890
3.	Neskovic, Dusan	2025	32	126	142	.887
4.	Brothers, Darien	2013	33	110	126	.873
5.	Johnson, Kelvin	1985	32	82	94	.872
6.	Atkinson, Ken	1990	32	136	157	.866
7.	Schweitz, John	1981	27	84	97	.866
8.	Gilyard, Jacob	2022	37	86	100	.860
9.	Bigelow, Isaiah	2023	32	64	75	.853
10.	Flye, Bill	1984	32	95	112	.848

**CAREER FREE THROW PERCENTAGE (MINIMUM 200 ATTEMPTS)**

	NAME	YEARS	G	MADE	ATT.	PCT.
1.	Brothers, Darien	2009-13	131	271	321	.844
2.	Campbell, John	1974-78	103	169	203	.833
3.	Gilyard, Jacob	2017-22	154	337	411	.820
4.	Skrocki, Mike	2000-04	127	306	376	.814
5.	Jones, ShawnDre'	2013-17	132	303	374	.810
6.	Anthony, Kendall	2011-15	134	383	475	.806
7.	Schweitz, John	1978-82	109	282	351	.806
8.	Newman, Johnny	1982-86	122	517	646	.800
9.	Johnson, Kelvin	1981-85	121	258	323	.799
10.	Oliver, Daryl	1994-98	99	179	225	.796

**FREE THROWS MADE IN A GAME**

	NAME	DATE	FT	OPPONENT
1.	Foster, Kenny	12-6-69	18	West Virginia
2.	Allen, Terry	11-27-15	17	California
3.	Green, Tom	12-20-66	16	VMI

\*9 players tied with 14 free throws made in a game

**FREE THROWS MADE IN A SEASON**

	NAME	YEAR	G	FT	AVERAGE
1.	McCurdy, Bob	1975	26	213	8.19
2.	Tenwick, Tom	1965	26	201	7.73
3.	Harrison, Ed	1956	29	185	6.38
4.	Ford, Wilton	1968	25	181	7.24
5.	Burton, Tyler	2022	37	163	4.41
6.	Burton, Tyler	2023	33	156	4.73
7.	Newman, Johnny	1984	32	155	4.84
8.	Mitchell, Warren	1957	26	153	5.88
	Newman, John	1986	30	153	5.10
10.	Harrison, Ed	1954	31	151	4.87
	Foster, Kenny	1969	27	151	5.59

## CAREER FREE THROWS MADE

	<i>NAME</i>	<i>YEARS</i>	<i>G</i>	<i>FT</i>	<i>AVERAGE</i>
1.	Harrison, Ed	1952-56	115	633	5.50
2.	Newman, Johnny	1982-86	122	517	4.24
3.	Anderson, Kevin	2007-11	139	453	3.26
4.	Tenwick, Tom	1962-65	73	444	6.08
5.	Mills, Warren	1951-55	106	432	4.08
6.	Burton, Tyler	2019-23	123	395	3.21
7.	Lambiotte, Butch	1956-60	96	391	4.18
8.	Green, Tom	1964-67	74	383	5.18
	Anthony, Kendall	2011-15	134	383	2.85
10.	Lindsay, Cedrick	2010-14	121	372	3.07

## REBOUNDS IN A GAME

	<i>NAME</i>	<i>DATE</i>	<i>REB</i>	<i>OPPONENT</i>
1.	Lysaght, Walt	2-3-53	35	North Carolina
2.	Lysaght, Walt	2-7-53	30	Virginia
3.	Daniel, Ken	2-3-53	28	North Carolina
4.	Grodzicki, George	12-6-61	25	George Washington
5.	Daniel, Ken	2-19-55	24	Virginia
	Adkins, Curt	2-13-56	24	Wake Forest
7.	Witt, Bob	1-8-54	22	Washington & Lee
8.	Green, Tom	12-1-65	20	George Washington
	Boehling, Bob	11-25-78	20	Vanderbilt
	Woolfolk, Peter	1-6-87	20	Fairfield

## REBOUNDS IN A SEASON

	<i>NAME</i>	<i>YEAR</i>	<i>G</i>	<i>REB</i>	<i>AVERAGE</i>
1.	Daniel, Ken	1955	28	421	15.04
2.	Lysaght, Walt	1953	25	335	13.40
3.	Lysaght, Walt	1955	28	333	11.89
4.	Daniel, Ken	1954	31	328	10.58
5.	Stewart, Aron	1974	25	300	12.00
6.	Woolfolk, Peter	1988	32	294	9.19
7.	Burton, Tyler	2022	37	285	7.70
8.	Green, Tom	1967	23	276	12.00
9.	Lysaght, Walt	1956	29	274	9.45
	Butler, Jeff	1976	28	274	9.79

## CAREER REBOUNDS

	<i>NAME</i>	<i>YEARS</i>	<i>G</i>	<i>REB</i>	<i>AVERAGE</i>
1.	Daniel, Ken	1952-56	114	1255	11.01
2.	Lysaght, Walt	1952-56	110	1190	10.82
3.	Golden, Grant	2016-22	161	1015	6.30
4.	Poole, Eric	1994-98	115	894	7.77
5.	Woolfolk, Peter	1984-88	123	859	6.98
6.	Burton, Tyler	2019-23	123	819	6.66
7.	Allen, Terry	2012-16	134	782	5.83
8.	Perry, Mike	1977-81	108	738	6.83
9.	Green, Tom	1964-67	74	728	9.84
10.	Wood, Kenny	1989-93	118	717	6.07

**ASSISTS IN A GAME**

	<i>NAME</i>	<i>DATE</i>	<i>AST</i>	<i>OPPONENT</i>
1.	Beckwith, Greg	2-25-86	16	Navy
2.	Beckwith, Greg	1-30-85	14	UNC Wilmington
3.	Eastman, Kevin	2-19-77	13	William & Mary
	Beckwith, Greg	3-9-85	13	Navy
5.	Cline, T.J.	3-4-17	12	Saint Louis
	Fore, Khwan	2-25-17	12	Fordham
	Cueto, Carlos	2-21-96	12	American
	Campbell, John	1-11-78	12	Old Dominion
	Beckwith, Greg	2-9-85	12	George Mason
	Beckwith, Greg	3-14-86	12	St. Joseph's

**ASSISTS IN A SEASON**

	<i>NAME</i>	<i>YEAR</i>	<i>G</i>	<i>AST</i>	<i>AVERAGE</i>
1.	Beckwith, Greg	1986	29	200	6.90
2.	Gilyard, Jacob	2022	37	198	5.35
3.	Cline, T.J.	2017	35	197	5.62
4.	Beckwith, Greg	1985	31	189	6.10
5.	Gilyard, Jacob	2020	31	178	5.74
6.	Atkinson, Ken	1988	33	165	5.00
7.	Gilyard, Jacob	2019	31	160	5.16
8.	Ungerer, Scott	2002	36	149	4.14
9.	Ungerer, Scott	2000	30	143	4.77
10.	Jones, ShawnDre'	2017	35	136	3.88

**CAREER ASSISTS**

	<i>NAME</i>	<i>YEARS</i>	<i>G</i>	<i>AST</i>	<i>AVERAGE</i>
1.	Gilyard, Jacob	2017-2022	154	782	5.08
2.	Beckwith, Greg	1982-1986	116	573	4.94
3.	Ungerer, Scott	1998-2002	120	479	3.99
4.	Golden, Grant	2016-2022	161	476	2.96
5.	Atkinson, Ken	1986-1990	125	464	3.71
6.	Anderson, Kevin	2007-2011	139	410	2.95
7.	Cueto, Carlos	1994-1998	108	396	3.66
8.	Stapleton, Scott	1986-1990	125	382	3.06
9.	Cline, T.J.	2014-2017	102	374	3.66
10.	Jones, ShawnDre'	2013-2017	132	364	2.75

**STEALS IN A GAME**

	<i>NAME</i>	<i>DATE</i>	<i>STL</i>	<i>OPPONENT</i>
1.	Dobbins, Tony	2-12-03	8	UMass
	Eastman, Kevin	1-17-76	8	Davidson
2.	Gilyard, Jacob	11-9-21	7	NC Central
	Gilyard, Jacob	11-14-19	7	Vanderbilt
	Gilyard, Jacob	12-22-18	7	High Point
	Gilyard, Jacob	12-15-18	7	Oral Roberts
	Jarmon, Gerald	3-05-94	7	East Carolina
	Beckwith, Greg	12-21-83	7	UNC Wilmington
	Beckwith, Greg	2-01-86	7	William & Mary

# Richmond Men's Basketball

2025 Offseason Record Book

## STEALS IN A SEASON

	NAME	YEAR	G	STL	AVERAGE
1.	Gilyard, Jacob	2021-22	37	108	2.92
2.	Gilyard, Jacob	2019-20	31	99	3.19
3.	Gilyard, Jacob	2017-18	32	89	2.78
4.	Gilyard, Jacob	2018-19	31	88	2.84
5.	Dobbins, Tony	2003-04	33	85	2.58
6.	Gilyard, Jacob	2020-21	23	82	3.57
7.	Beckwith, Greg	1985-86	29	77	2.66
8.	Beckwith, Greg	1983-84	29	70	2.41
	Dobbins, Tony	2001-02	36	70	1.94
10.	Dobbins, Tony	2002-03	29	68	2.34

## CAREER STEALS

	NAME	YEARS	G	STL	AVERAGE
1.	Gilyard, Jacob	2017-2022	154	466*	3.03
2.	Beckwith, Greg	1982-1986	116	227	1.96
3.	Dobbins, Tony	2002-2004	97	223	2.30
4.	Anderson, Kevin	2007-2011	139	217	1.56
5.	Davis, John	1982-1986	113	182	1.61
6.	Gonzalvez, David	2006-2010	131	175	1.34
7.	Butler, Ryan	2005-2010	132	174	1.32
8.	Baker, Jonathan	1995-1999	114	148	1.30
9.	Newman, Johnny	1982-1986	122	145	1.19
10.	Allen, Terry	2012-2016	134	138	1.02

\* NCAA Division I career record

## BLOCKS IN A GAME

	NAME	DATE	BLK	OPPONENT
1.	Garrett, Darrius	1-13-10	14	Massachusetts
2.	Faulconer, Tim	12-7-99	10	Liberty
3.	Garrett, Darrius	12-20-11	9	Old Dominion
4.	Bryant, Joe Jon	2-25-89	8	William & Mary
5.	Garrett, Darrius	11-22-11	7	Illinois
6.	Pehl, Jeff	11-30-81	6	Delaware Valley
	Pehl, Jeff	2-24-82	6	East Carolina
	Winiecki, Mike	1-09-89	6	American
	Wall, Derrick	1-7-95	6	American
	Collins, Johnathan	2-10-02	6	Dayton
	Garrett, Darrius	12-5-10	6	Arizona State
	Garrett, Darrius	11-19-11	6	Sacred Heart
	Garrett, Darrius	12-30-11	6	UNCG
	Garrett, Darrius	2-8-12	6	La Salle
	Nelson-Ododa, Alonzo	2-9-13	6	Saint Louis
	Golden, Grant	2-27-19	6	George Mason

## BLOCKS IN A SEASON

	NAME	YEAR	G	BLK	AVERAGE
1.	Garrett, Darrius	2012	32	107	3.34
2.	Nelson-Ododa, Alonzo	2014	33	78	2.36
3.	Collins, Johnathan	2002	36	77	2.14
4.	Faulconer, Tim	2000	30	73	2.43
5.	Steenberge, Kevin	2006	30	71	2.37
6.	Faulconer, Tim	2001	29	65	2.24
7.	Nelson-Ododa, Alonzo	2013	33	62	1.88
8.	Garrett, Darrius	2010	35	60	1.71
9.	Garrett, Darrius	2011	37	59	1.59
10.	Pehl, Jeff	1982	29	56	1.93

**CAREER BLOCKS**

	<i>NAME</i>	<i>YEARS</i>	<i>G</i>	<i>BLK</i>	<i>AVERAGE</i>
1.	Garrett, Darrius	2008-2012	116	231	1.99
2.	Nelson-Ododa, Alonzo	2012-2015	94	185	1.97
3.	Faulconer, Tim	1998-2002	116	183	1.58
4.	Steenberge, Kevin	2002-2006	120	154	1.28
5.	Pehl, Jeff	1979-1983	110	135	1.23
T6.	Collins, Johnathan	1999-2003	101	133	1.32
T6.	Moliva, Gaston	2003-2008	116	133	1.23
8.	Golden, Grant	2016-2022	161	130	0.81
9.	Harper, Justin	2007-2011	137	113	0.82
10.	Poole, Eric	1994-1998	115	92	0.80

**MINUTES PLAYED PER GAME (SINCE 1977-78, MINIMUM 50 GAMES)**

	<i>NAME</i>	<i>YEARS</i>	<i>G</i>	<i>MIN</i>	<i>AVERAGE</i>
1.	Gilyard, Jacob	2017-2022	154	5746	37.3
2.	Anderson, Kevin	2007-2011	139	5041	36.3
3.	Perry, Mike	1978-1981	108	3894	36.1
4.	Bethea, Tom	1982-1983	57	2033	35.7
5.	Stevenson, Greg	1999-2001	59	2102	35.6
6.	Atkinson, Ken	1987-1990	125	4312	34.5
7.	Newman, Johnny	1982-1986	122	4203	34.5
8.	Gonzalvez, David	2006-2010	131	4410	33.7
9.	Rice, Rodney	1986-1988	87	2905	33.4
10.	Johnson, Kelvin	1982-1986	121	4020	33.2



**ROBINS CENTER RECORDS****RICHMOND INDIVIDUAL RECORDS AT ROBINS CENTER**

Most Points: 53, Bob McCurdy vs Appalachian State, (2/26/75)

Most FG Made: 21, Bob McCurdy vs West Virginia, (2/17/75)

Most FG Att.: 33, Aron Stewart vs Furman, (2/1/73); Bob McCurdy vs W. Va., (2/17/75); McCurdy vs App. St., (2/26/75)

Most FG Att Without a Miss: 9 , Rodney Rice vs Loyola (2/20/86)

Most 3-Pt FG Made: 8, Darien Brothers vs Charlotte (1/19/13); Chris Fleming vs Georgia Tech (12/1/90)

Most 3-Pt FG Att.: 15, Reggie Brown vs VMI (12/28/01)

Most 3-Pt FG Att without a miss: 6, Tyler Burton vs Bucknell (12/21/2022)

Most FT Made: 14, Daryl Oliver vs Radford (12/5/95); Tony Dobbins vs George Washington

(1/21/03); Cedrick Lindsay vs St. Bonaventure (2/18/13)

Most FT Att: 18, Aron Stewart vs Virginia Tech (2/19/73); Tony Dobbins vs George Washington (1/21/03)

Most FT Without A Miss: 14, Daryl Oliver vs Radford (12/5/95); Cedrick Lindsay (2/18/13)

Most Rebounds: 20, Bob Boehling vs Vanderbilt (11/25/78); Charles Stephens vs Florida Atlantic (12/28/98)

Most Assists: 14, Greg Beckwith vs UNCW (1/30/85)

Most Steals: 8, Kevin Eastman vs Davidson (1/17/76)

Most Blocked Shots: 14, Darrius Garrett vs Massachusetts (1/13/10)

Most Turnovers: 11, Paul Sember vs Wake Forest (12/22/78)

**OPPONENT INDIVIDUAL RECORDS AT ROBINS CENTER**

Most Points: 39, Craig Sedmak, American (1/30/93)

Most FG Made: 15, Eartha Fausta, West Virginia (2/18/74); Jerry Shellenberg, Wake Forest (1/1/77)

Most FG Att.: 25, Steve Fishel, The Citadel (1/27/73); Eartha Fausta, WVU (2/18/74)

Most FG Att Without a Miss: 10, Jim McDonough, W&M (2/21/76);

Most FT Made: 17, Tu Holloway, Xavier (1/29/11)

Most FT Attempted: 19, Harold Deane, UVA (12/9/95)

Most FT Without A Miss: 17, Tu Holloway, Xavier (1/29/11)

Most Assists: 17, Yuri Collins, Saint Louis (2/21/2023)

Most Blocks: 9, David Cully, W&M (1/24/95)

Most Turnovers: 11, Bob Willis, Pennsylvania (1/26/77)

Most Steals: 6, Sherman Hamilton, VCU (1/11/95); Jameer Nelson, St. Joe's (1/6/04); Chris Oliver, Radford (11/29/06), Javon Greene, George Mason (2/3/2018)

**AP TOP 25 RESULTS**

**RICHMOND vs AP TOP 25**

DATE	RANK	OPPONENT	RESULT
2/11/52	12	at West Virginia	L, 55-87
2/3/53	12	North Carolina	W, 87-82
3/6/54	9	vs GW	L, 70-83
12/30/54	9	GW	L, 75-89
1/5/55	17	Villanova	W, 92-82
1/8/55	6	GW	W, 72-67
2/11/55	6	at GW	L, 62-77
2/12/55	3	at La Salle	L, 80-91
3/4/55	13	vs GW	L, 65-67
1/7/56	7	GW	W, 78-67
2/9/56	19	at GW	L, 84-103
12/18/56	8	at West Virginia	L, 75-105
2/9/57	11	West Virginia	L, 81-87
3/8/57	11	vs West Virginia	L, 62-83
12/17/57	8	at West Virginia	L, 74-76*
2/8/58	1	West Virginia	L, 60-72
3/7/58	2	vs West Virginia	L, 70-81
12/16/58	7	at West Virginia	L, 67-98
2/5/59	15	at St. John's	L, 76-85
2/14/59	9	West Virginia	L, 62-64
2/13/60	5	West Virginia	L, 57-103
12/11/62	6	at West Virginia	L, 59-78

*Lester Hooker Jr.: 4-18 vs AP Top 25*

1/15/64	5	Davidson	L, 49-52
2/11/64	4	at Davidson	L, 67-95
2/13/65	5	Davidson	L, 73-83
12/17/68	3	Davidson	L, 60-62
2/11/69	6	at Davidson	L, 95-114
2/28/69	5	vs Davidson	L, 83-97
12/16/69	4	Davidson	L, 77-98
1/9/70	7	at Jacksonville	L, 113-77
2/6/70	8	Jacksonville	L, 88-49
2/14/70	13	at Davidson	L, 60-97
2/28/70	11	vs Davidson	L, 61-81
12/20/70	3	vs Jacksonville	L, 69-94
12/21/71	18	vs Virginia	L, 58-93
2/22/72	12	at Maryland	L, 61-76
12/2/72	3	Maryland	L, 50-82
2/19/73	19	Virginia Tech	W, 94-93**
1/2/74	3	at Maryland	L, 60-96

*Lewis Mills: 1-16 vs AP Top 25*

11/30/74	4	at Maryland	L, 81-106
12/6/75	2	Maryland	L, 71-98
1/1/77	7	Wake Forest	L, 73-84
1/4/77	15	at Maryland	L, 78-90
2/12/77	20	at VMI	L, 87-92
2/10/78	13	Virginia	L, 42-68

*Carl Slone: 0-6 vs AP Top 25*

11/28/81	13	Wake Forest	W, 64-61
12/29/81	4	vs Virginia	L, 74-43
12/29/82	4	vs Virginia	L, 85-102
1/4/84	8	at Wake Forest	L, 57-82
12/30/85	7	at Georgia Tech	L, 64-90
1/30/86	16	at Virginia Tech	L, 67-71
2/25/86	19	at Navy	L, 72-85
11/29/86	6	Georgia Tech	W, 67-62
1/8/87	15	at Navy	W, 64-62
11/28/87	3	North Carolina	L, 76-87
3/20/88	18	vs Georgia Tech	W, 59-55
3/24/88	1	vs Temple	L, 47-69
12/10/88	8	vs North Carolina	L, 68-76
12/20/88	16	Georgia Tech	L, 50-62
11/15/89	19	at NC State	L, 48-57
11/28/89	21	at Georgia Tech	L, 74-87
3/16/90	12	vs Duke	L, 46-81
11/24/90	9	Georgia	L, 45-90
12/1/90	14	Georgia Tech	W, 73-71
3/14/91	4	vs Syracuse	W, 73-69
12/21/91	21	Wake Forest	L, 60-74
1/2/92	15	at Georgia Tech	L, 75-82

*Dick Tarrant: 6-16 vs AP Top 25*

12/8/94	25	Wake Forest	L, 49-53
12/28/94	10	at Arizona	L, 68-95
11/28/95	17	at North Carolina	L, 76-83
12/9/95	15	Virginia	L, 52-67
1/15/96	6	at Wake Forest	L, 60-71
11/25/96	7	at North Carolina	L, 75-86
12/1/96	3	Wake Forest	L, 55-80

*Bill Dooley: 0-7 vs AP Top 25*

11/19/97	4	North Carolina	L, 65-84
3/12/98	15	vs South Carolina	W, 62-61
11/19/98	2	at Connecticut	L, 57-77
12/3/99	14	at Syracuse	L, 60-74
11/20/00	18	Wake Forest	L, 61-69
1/2/02	23	at Wake Forest	L, 52-67
3/9/02	24	Xavier	L, 60-73

*John Beilein: 1-6 vs AP Top 25*

12/17/02	17	at Stanford	W, 83-69
1/4/03	23	Wake Forest	L, 62-68
1/7/03	21	at Xavier	W, 67-59
2/19/03	25	Dayton	L, 63-70
12/6/03	16	at Wake Forest	L, 66-81
1/6/04	9	Saint Joseph's	L, 60-71
1/22/04	12	at Kansas	W, 69-68

# Richmond Men's Basketball

# 2025 Offseason Record Book

12/4/04	1	at Wake Forest	L, 73-90
12/23/04	10	at Pittsburgh	L, 60-69
12/30/04	14	at Arizona	L, 71-84

*Jerry Wainwright: 3-7 vs AP Top 25*

12/5/05	5	at Louisville	L, 45-53
12/22/05	22	Wake Forest	L, 40-47
2/5/06	10	at GW	L, 55-80
2/18/06	7	GW	L, 51-64
11/6/07	3	at Memphis	L, 63-80
1/26/08	16	Dayton	W, 80-63
3/8/08	8	at Xavier	L, 61-86
12/19/08	10	Wake Forest	L, 79-86
3/7/09	17	Xavier	W, 80-75
12/19/09	13	vs Florida	W, 56-53
2/6/10	19	Temple	W, 71-54
3/13/10	24	vs Xavier	W, 89-85
3/14/10	19	vs Temple	L, 52-56
11/27/10	8	vs Purdue	W, 65-54
2/17/11	23	at Temple	L, 53-73
3/12/11	24	vs Temple	W, 58-54
3/17/11	25	vs Vanderbilt	W, 69-66
3/25/11	2	vs Kansas	L, 57-77
12/18/12	8	at Kansas	L, 59-87
1/16/13	13	at Butler	L, 47-62
1/24/13	19	VCU	W, 86-74
3/6/13	19	at VCU	L, 82-93
11/23/13	19	vs North Carolina	L, 72-82
1/4/14	12	at Florida	L, 58-67
1/22/14	12	Massachusetts	W, 58-55
1/29/14	19	at Saint Louis	L, 57-77
3/14/14	23	vs VCU	L, 53-71
1/24/15	22	at Dayton	L, 60-63
1/31/15	14	at VCU	W, 64-55
2/25/15	22	VCU	W, 67-63**

11/27/15	14	vs California	W, 94-90
11/21/17	12	vs Cincinnati	L, 48-75
2/18/18	16	at Rhode Island	L, 85-67
11/26/19	18	vs Auburn	W, 79-65
1/25/20	7	Dayton	L, 87-79
11/29/20	10	at Kentucky	W, 76-64
12/13/20	11	at West Virginia	L, 87-71
3/17/22	16	vs Iowa	W, 67-63
3/19/22	13	vs Providence	L, 79-51
11/20/23	18	vs Colorado	L, 64-59
1/27/2024	16	Dayton	W, 69-64
12/8/2024	2	at Auburn	L, 98-54

*Chris Mooney: 16-26 vs AP Top 25*

*Italics indicates game at Robins Center*

## RICHMOND as AP TOP 25

Date	UR	Opp	Opponent	Result
1/15/55	13	--	William & Mary	W, 92-71
1/29/55	17	--	Wake Forest	L, 72-75
1/31/55	17	--	West Virginia	W, 106-67
12/17/57	19	8	at West Virginia	L, 74-76
12/19/57	19	--	at Saint Joseph's	L, 64-90
12/27/57	17	--	Penn	W, 72-65
12/28/57	17	--	La Salle	L, 55-59
1/30/86	20	16	at Virginia Tech	L, 67-71
2/1/86	20	--	at William & Mary	W, 67-47
2/17/10	25	--	Fordham	W, 68-49
2/20/10	25	--	GW	W, 74-70
2/28/10	23	--	at Xavier	L, 76-78
12/7/20	19	--	Wofford	W, 77-72
12/9/20	19	--	Northern Iowa	W, 78-68
12/13/20	19	11	at West Virginia	L, 87-71

*Italics indicates game at Robins Center*

## ALL-TIME COACHING RECORDS

	COACH	YRS	WINS	LOSS	PERCENT
1.	Chris Mooney (2005-pres.)	20	358	290	.552
2.	Dick Tarrant (1981-93)	12	239	126	.655
3.	Malcolm U. Pitt (1933-52)	19	197	169	.538
4.	Frank Dobson (1913-17, 1919-33)	18	168	112	.600
5.	H. Lester Hooker Jr. (1952-63)	11	147	142	.509
6.	Lewis Mills (1963-74)	11	110	170	.393
7.	John Beilein (1997-02)	5	100	53	.654
8.	Jerry Wainwright (2002-2005)	3	50	41	.549
9.	Carl J. Slone (1974-78)	4	43	63	.406
10.	Bill Dooley (1993-1997)	4	43	69	.384
11.	Lou Goetz (1978-81)	3	38	44	.434
12.	Dave Satterfield (1917-18)	1	3	6	.333
13.	Peter Thomas (2023)	1*	2	4	.333

\* Interim head coach for final six games of 2022-23 season

**ALL-TIME RECORD vs OPPONENTS**

<i>OPPONENT</i>	<i>W-L</i>	<i>LAST MEETING</i>	<i>RESULT</i>	<i>OPPONENT</i>	<i>W-L</i>	<i>LAST MEETING</i>	<i>RESULT</i>
Air Force	2-0	11/27/13	W, 83-60	Connecticut	0-2	11/19/98	L, 57-77
Alabama	1-4	12/29/2019	L, 78-90	Coppin State	4-0	12/28/2022	W, 83-65
Alumni	1-0	1/9/1931	W, 39-28	Cornell	1-0	12/29/01	W, 52-41
American	34-12	11/11/11	W, 66-56	Daleville College	1-0	1/11/1924	W, 35-15
Appalachian State	9-1	11/16/01	W, 62-61	Dartmouth	1-0	11/23/90	W, 65-54
Apprentice School	1-0	12/14/1953	W, 104-45	Davidson	24-39	3/12/2025	L, 65-69
Arizona	0-2	12/30/04	L, 71-84	Dayton	11-23	3/1/2025	L, 64-74
Arizona State	3-0	3/22/15	W, 76-70	Delaware	2-3	11/10/2017	L, 63-76
Arkansas-Little Rock	0-1	12/19/98	L, 62-70	Delaware State	1-0	12/6/08	W, 76-66
Arkansas State	0-1	12/3/05	L, 37-56	Delaware Valley	1-0	11/30/81	W, 91-61
Army	6-0	2/7/94	W, 82-76	Detroit	0-1	12/28/92	L, 70-82
Atlantic Christian	2-0	11/29/78	W, 97-69	Drake	1-1	12/10/2023	W, 82-52
Auburn	1-4	12/8/2024	L, 54-98	Drexel	2-1	12/1/98	L, 62-70
Baldwin-Wallace	1-0	12/13/62	W, 70-56	Duke	2-8	3/16/90	L, 46-81
Ball State	1-0	11/27/2024	W, 73-60	Duquesne	28-11	2/5/2025	W, 73-68
Baltimore	2-0	2/4/81	W, 83-62	East Carolina	53-30	11/13/07	W, 67-65
Baylor	1-0	11/25/88	W, 56-38	East Tennessee St	4-7	12/3/83	W, 65-56
Belmont	2-1	12/14/2024	L, 86-93	Eastern Kentucky	1-1	12/27/96	W, 78-60
Belmont Abbey	1-1	12/2/71	W, 58-54	Elks of Lynchburg	0-2	1/24/1922	L, 19-25
Bethune-Cookman	1-0	11/21/15	W, 89-64	Elon	2-0	11/26/04	W, 80-66
Bluefield	1-0	12/3/79	W, 132-69	Emory & Henry	6-6	2/11/53	L, 80-83
Boston College	3-2	11/15/2023	L, 61-68	Fairfield	5-0	11/24/13	W, 68-47
Boston University	1-2	11/27/87	W, 66-61	Fairleigh Dickinson	1-0	12/13/2023	W, 77-48
Bradley	0-1	11/26/08	L, 66-80	Fairmount AC	1-0	1/8/1916	W, 28-11
Bridgewater	9-1	2/13/33	W, 60-26	Florida	2-4	12/9/2023	L, 76-87
Bryant	1-0	3/20/13	W, 76-71	Florida Atlantic	2-0	12/28/98	W, 76-65
Bucknell	5-5	11/16/2024	L, 76-80	Florida Gulf Coast	1-1	12/28/2024	L, 57-75
Buffalo	1-0	12/21/2023	W, 72-66	Florida Southern	0-1	1/5/80	L, 67-68
Butler	1-1	1/16/13	L, 47-62	Florida State	3-1	12/20/67	L, 91-114
California	1-1	11/27/15	W, 94-90	Florida Tech	1-0	11/25/2024	W, 67-57
Cal State Fullerton	1-1	12/8/79	W, 84-75	Fordham	26-8	2/15/2025	W, 70-66
Cal State Northridge	1-0	11/17/2019	W, 90-62	Fort Belvoir	1-0	12/14/1946	W, 56-53
Campbell	7-2	11/14/98	W, 65-59	Fredericksburg YMCA	1-0	1/9/1914	W, 42-31
Canisius	1-2	12/16/72	W, 75-73	Furman	22-33	2/12/76	L, 85-79
Cardinal AC	0-1	1/18/1916	L, 15-40	George Mason	42-32	3/8/2025	L, 60-64
Catholic	3-1	12/6/83	W, 85-62	George Washington	46-65	1/29/2025	L, 66-75
Centenary	1-4	12/18/98	W, 71-53	Georgetown	2-8	11/28/2018	L, 82-90
Central Michigan	0-1	12/28/74	L, 83-106	Georgia	0-1	11/24/90	L, 45-90
Charleston	3-3	11/14/2022	L, 90-92 (OT)	Georgia State	1-0	11/16/2021	W, 94-78
Charleston Southern	1-0	11/21/10	W, 82-71	Georgia Tech	4-6	12/18/10	L, 54-67
Charlotte	12-9	11/13/2024	L, 48-65	Guilford	3-0	2/18/26	W, 35-29
Charlottesville YMCA	1-0	1/21/1920	W, 29-18	Hampden-Sydney	62-18	12/1/55	W, 81-39
Chattanooga	2-0	11/22/09	W, 75-49	Hampton	6-2	12/3/2019	W, 80-63
Church Hill AC	1-2	2/2/1921	L, 23-39	Harvard	1-0 1	2/28/02	W, 86-59
Cincinnati	0-5	11/21/2017	L, 48-75	High Point	2-0	12/22/2018	W, 74-59
The Citadel	29-20	11/12/10	W, 79-37	Highland Park AC	1-0	1/16/1924	W, 25-21
Clemson	3-3	12/17/22	L, 57-85	Hofstra	4-1	11/22/2021	W, 81-68
Colorado	1-2	11/20/2023	L, 59-64	Howard	1-0	12/13/14	W, 54-41
Columbia	2-1	12/28/62	W, 73-71	Illinois	0-1	11/22/11	L, 61-70
Concord	1-1	2/15/1929	L, 26-31	Indiana	1-2	3/18/88	W, 72-69

# Richmond Men's Basketball

# 2025 Offseason Record Book

OPPONENT	W-L	LAST MEETING	RESULT	OPPONENT	W-L	LAST MEETING	RESULT
Iona	0-3	12/14/11	L, 79-88	Mount Union	1-0	1/4/52	W, 89-79
Iowa	1-0	3/17/22	W, 67-63	Navy	17-11	2/5/01	W, 69-55
Iowa State	0-1	12/2/95	L, 64-82	NC Central	1-0	11/9/2021	W, 70-60
IUPUI	2-0	11/16/2018	W, 78-70	NC State	1-4	12/17/2021	W, 83-74
Jacksonville	3-6	2/5/77	W, 67-65	NC Wesleyan	1-0	12/2/81	W, 85-41
Jacksonville State	0-1	11/13/2017	L, 61-94	Nevada	0-1	12/30/89	L, 71-83
James Madison	34-22	12/10/2017	W, 74-71	New Hampshire	1-0	11/18/03	W, 63-49
Jefferson School	1-0	2/22/1916	W, 63-13	New York University	1-0	2/4/38	W, 34-25
John Marshall AC	2-0	2/23/1914	W, 35-31	Newport News Apprentice	2-0	1/8/1937	W, 28-25
John Marshall HS	1-0	1/13/1916	W, 40-36	Niagara	2-0	2/16/80	W, 67-65
Kansas	1-2	12/18/12	L, 59-87	Norfolk Naval Training	0-3	12/12/1945	L, 45-57
Kentucky	1-0	11/29/2020	W, 76-64	Norfolk State	1-1	11/10/07	L, 69-72
Kentucky Wesleyan	0-1	1/28/66	L, 85-100	North Carolina	2-15	11/23/13	L, 72-82
La Salle	25-18	2/19/2025	W, 63-58	Northeastern	1-1	12/31/14	L, 57-58
Lafayette	4-0	12/30/2023	W, 59-38	Northern Iowa	4-2	12/6/2024	L, 73-78
Langley Field	1-1	12/12/1946	W, 55-38	Oakland	1-0	3/19/17	W, 87-83
Lehigh	2-0	11/13/09	W, 63-53	Oglethorpe	1-0	1/9/80	W, 101-85
Liberty	3-1	11/9/12	W, 84-42	Ohio	0-2	12/22/13	L, 69-70
Long Beach State	1-0	12/4/99	W, 73-62	Old Dominion	28-33	12/19/2021	W, 67-61
Long Island	2-2	1/29/83	W, 74-66	Oral Roberts	0-2	12/15/2018	L, 52-59
Longwood	4-1	11/9/2018	L, 58-63	Oregon	2-0	12/4/82	W, 66-53
Louisiana	0-1	11/22/2017	L, 76-82	Park View	0-1	2/4/1921	L, 21-31
Louisiana-Monroe	1-0	12/21/01	W, 80-58	Penn State	0-5	12/30/94	L, 53-66
Louisiana Tech	0-1	11/26/24	L, 62-65	Pennsylvania	2-3	1/26/80	L, 78-84
Louisville	0-1	12/5/05	L, 45-53	Pepperdine	1-1	12/20/14	W, 65-63
Loyola Chicago	3-2	2/11/2025	L, 80-87	Pittsburgh	0-2	12/23/04	L, 60-69
Loyola (La.)	1-2	2/5/63	W, 64-56	Prairie View A&M	1-0	12/4/05	W, 62-48
Loyola (Md.)	6-0	2/6/92	W, 68-64	Presbyterian	1-0	12/22/15	W, 74-44
Lynchburg	15-3	1/13/1933	W, 49-29	Providence	2-4	3/19/2022	L, 51-79
Lynchburg YMCA	0-1	2/12/1914	L, 16-80	Purdue	1-0	12/27/10	W, 65-54
Maine	2-0	11/20/2024	W, 70-66	Quantico Marines	2-4	12/5/1951	L, 50-64
Manhattan	0-1	12/20/03	L, 62-70	Queens	1-0	11/25/2024	W, 90-61
Marist	3-3	11/9/2024	L, 72-79	Radford	17-3	12/22/2019	L, 58-73
Marquette	0-2	2/5/85	L, 67-75	Randolph-Macon	62-19	11/15/2008	W, 81-57
Marshall	0-1	12/29/65	L, 103-118	Rhode Island	20-12	1/11/2025	L, 64-67
Maryland	15-27	11/25/21	L, 80-86	Rice	3-0	1/3/09	W, 74-43
Massachusetts	18-9	1/4/2025	W, 72-64	Richmond Air Base	1-3	12/9/1944	L, 50-52
McGills Catholic Union	3-0	2/3/1916	W, 75-23	Richmond Anti Aircraft	1-0	12/7/1942	W, 34-24
McGuire's Hospital	1-1	2/6/1946	L, 36-45	Richmond Athletic Club	1-0	1/9/1921	W, 41-40
McNeese State	4-0	11/22/2019	W, 87-57	Richmond Blues	5-0	1/12/1924	W, 33-32
Medical College of VA	28-6	12/1/1953	W, 98-56	Richmond Gray's	1-0	1/27/1915	W, 46-24
Memphis	0-4	11/6/07	L, 63-80	Richmond Howitzers	0-3	2/25/1915	L, 24-25
Merchants Natl Bank	0-1	1/8/1921	L, 24-34	Richmond Prof Institute	1-0	12/3/1953	W, 94-63
Miami (Fla.)	0-1	3/24/15	L, 61-63	Richmond YMCA	0-2	2/2/1918	L, 31-39
Minnesota	1-2	11/16/13	L, 59-74	Rider	1-0	3/13/84	W, 89-65
Minnesota-Duluth	1-0	12/3/54	W, 102-72	Roanoke	10-6	12/9/78	L, 57-72
Mississippi State	2-4	11/27/2021	L, 71-82 (OT)	Robert Morris	1-0	11/20/16	W, 81-69
Mississippi Valley St.	1-0	11/17/03	W, 62-46	Robnors	0-1	2/5/1921	L, 34-54
Missouri	1-0	11/28/09	W, 59-52	Rollins	1-0	12/27/74	W, 80-77
Missouri State	1-0	12/22/01	W, 67-60	Rotary Club	1-0	1/15/1932	W, 37-17
Montana State	1-0	3/16/02	W, 63-48	Rutgers	1-0	11/23/11	W, 58-53
Morehead State	2-0	11/27/2020	W, 82-64	Sacred Heart	1-0	11/19/11	W, 83-58
Mount Olive	1-0	11/6/2024	W, 101-68	St. Bonaventure	19-15	1/15/2025	L, 49-63
				St. Francis Brooklyn	2-0	11/14/2018	W, 88-66

# Richmond Men's Basketball

# 2025 Offseason Record Book

OPPONENT	W-L	LAST MEETING RESULT		OPPONENT	W-L	LAST MEETING RESULT	
St. Mary's (Md.)	1-0	2/14/2021	W, 90-49	Vermont	0-1	11/29/2017	L, 65-71
Saint Francis (Pa.)	3-1	11/8/2019	W, 100-98	Villanova	3-4	12/22/94	L, 70-101
Saint John's (Md.)	2-1	2/1/1929	L, 41-44	Virgin Islands	1-0	1/17/1970	W, 122-61
Saint John's (N.Y.)	1-3	3/18/09	W, 75-69	Virginia	36-52	3/18/08	L, 64-66
Saint Joseph's	12-23	2/22/2025	L, 62-78	Virginia Christian	0-2	2/14/1914	L, 30-53
Saint Louis	11-14	1/18/2025	L, 59-63	Virginia State	1-0	12/6/80	W, 102-79
Saint Mary's	1-1	3/18/10	L, 71-80	Virginia Tech	39-70	3/19/2024	L, 58-74
Samford	1-0	12/6/97	W, 70-38	VMI	88-44	12/21/2024	W, 78-71
San Diego	0-1	12/21/93	L, 64-87	Wagner	1-0	3/13/02	W, 74-67
San Diego State	1-0	11/24/91	W, 78-68	Wake Forest	14-42	12/1/2018	W, 84-74
San Francisco	1-1	11/24/03	W, 66-59	Washington	0-1	3/14/98	L, 66-81
Seton Hall	3-0	12/26/10	W, 69-61	Washington & Lee	26-29	12/5/60	W, 80-51
Siena	2-1	11/11/2024	W, 90-48	Washington College	1-0	11/24/78	W, 93-68
SMU	0-2	12/16/99	L, 77-78	Wesley's (Norfolk)	0-1	2/24/1922	L, 25-33
South Alabama	3-0	12/8/2019	W, 75-57	West Virginia	13-42	12/13/2020	L, 71-87
South Carolina	8-9	12/16/09	L, 58-76	West Virginia Tech	4-0	1/7/82	W, 76-58
South Florida	4-1	12/5/07	L, 65-79	Western Maryland	1-0	1/21/1922	W, 32-19
Southern	1-0	11/22/10	W, 81-40	Western Michigan	1-1	11/25/00	W, 86-70
Southern California	0-2	12/2/86	L, 51-63	Wichita State	0-2	11/29/2023	L, 68-80
Southern Utah	1-0	12/28/89	W, 95-83	William & Mary	104-99	12/18/2024	L, 87-93
Stanford	2-0	12/17/02	W, 83-69	Wisconsin	1-1	11/25/2019	W, 62-52
Staunton Military	2-1	1/22/1920	L, 22-32	Wofford	5-0	12/1/2021	W, 73-64
Stetson	5-1	11/15/15	W, 108-85	Wright State	1-1	11/26/10	W, 71-61
Stevens Tech	1-1	2/4/1926	W, 41-31	Wyoming	0-1	11/21/2018	L, 66-68
Stockton State	1-0	2/16/1981	W, 73-59	Xavier	5-13	2/2/13	W, 73-71
Syracuse	1-4	11/21/2022	L, 71-74 (OT)	Yale	1-0	1/2/36	W, 51-30
Tampa	1-0	11/30/84	W, 68-59	YMCA	0-1	2/23/1917	L, 18-42
TCU	0-1	3/21/17	L, 68-86				
Temple	10-11	11/22/2022	W, 61-49				
Tennessee	0-3	12/22/84	L, 64-77				
Tennessee Tech	0-2	1/20/62	L, 70-83				
Texas A&M	1-0	12/12/57	W, 70-50				
Texas-Arlington	1-0	2/6/69	W, 98-89				
Texas El-Paso	0-1	3/25/2009	L, 69-81				
Texas-Pan American	1-0	12/1/95	W, 74-71				
Texas Tech	0-2	12/17/16	L, 72-79				
Toledo	2-1	11/30/2022	L, 67-90				
Towson	0-1	1/31/80	L, 83-88				
Tulane	1-3	12/28/06	L, 63-75				
Tulsa	1-0	12/4/87	W, 64-60				
UAB	3-2	12/17/04	W, 98-81				
UC Irvine	1-0	1/16/74	W, 79-73				
UC Santa Barbara	0-1	11/22/91	L, 60-67				
UCLA	0-1	12/23/11	L, 63-71				
UMBC	1-1	12/10/16	W, 78-75				
UMKC	1-0	11/25/2008	W, 85-74				
UNC Asheville	1-0	12/29/97	W, 71-55				
UNC Greensboro	4-0	12/30/11	W, 78-58				
UNC Wilmington	30-16	11/13/12	W, 101-58				
Union Theological	11-1	1/6/1948	W, 64-41				
UNLV	1-0	11/21/2023	W, 82-65				
Upsala	2-0	1/17/81	W, 80-74				
Utah State	0-1	11/12/2021	L, 74-85				
Vanderbilt	3-2	12/16/2020	W, 78-67				
VCU	33-62	2/25/2025	L, 60-78				

**GAME-BY-GAME RECORD vs OPPONENTS**

Air Force (2-0)				2/21/1996	H	L	68-76	22-11	
Date	Site	W/L	Score	Series	1/1/1997	A	W	65-53	23-11
1/2/2013	H	W	91-68	1-0	2/12/1997	H	L	66-67	23-12
11/27/2013	A	W	83-60	2-0	1/14/1998	H	W	73-57	24-12
Home: 1-0 (Robins Center: 1-0) Away: 1-0				2/16/1998	A	W	77-41	25-12	
				2/28/1998	N	W	66-64	26-12	
Alabama (1-4)				1/20/1999	A	W	66-63	27-12	
Date	Site	W/L	Score	Series	2/6/1999	H	W	72-69	28-12
12/20/1962	A	L	56-72	0-1	1/22/2000	H	W	78-63	29-12
12/21/1964	H	L	70-80	0-2	2/16/2000	A	W	66-65	30-12
11/26/1988	H	L	49-54	0-3	1/24/2001	A	W	60-59	31-12
3/14/2017	A	W	71-64	1-3	2/21/2001	H	W	73-32	32-12
12/29/2019	A	L	78-90	1-4	11/17/2006	H	W	61-50	33-12
Home: 0-2 (Robins Center: 0-1) Away: 1-2				11/11/2011	H	W	66-56	34-12	
				Home: 15-6 (Robins Center: 15-6)					
Alumni (1-0)				Away: 13-6 Neutral: 6-0					
Date	Site	W/L	Score	Series	Appalachian State (9-1)				
1/9/1931	H	W	39-28	1-0	Date	Site	W/L	Score	Series
American (34-12)				12/7/1972	A	L	65-67	0-1	
Date	Site	W/L	Score	Series	1/29/1973	H	W	111-69	1-1
12/30/1964	N	W	105-79	1-0	12/3/1973	H	W	78-60	2-1
2/14/1976	H	W	77-61	2-0	2/4/1974	A	W	93-83	3-1
1/18/1977	A	W	81-75	3-0	1/18/1975	A	W	101-70	4-1
1/28/1978	H	L	62-77	3-1	2/26/1975	H	W	101-97 (20T)	5-1
2/26/1981	A	L	69-75	3-2	12/1/1975	H	W	53-52	6-1
1/21/1985	A	W	74-58	4-2	1/10/1976	A	W	87-62	7-1
2/25/1985	H	W	82-63	5-2	12/21/2000	A	W	86-60	8-1
3/7/1985	N	W	74-68	6-2	11/16/2001	H	W	62-61	9-1
1/25/1986	H	W	74-59	7-2	Home: 5-0 (Robins Center: 5-0) Away: 4-1				
2/22/1986	A	W	76-68	8-2	Apprentice School (1-0)				
1/24/1987	A	L	67-77	8-3	Date	Site	W/L	Score	Series
2/21/1987	H	W	72-69 (OT)	9-3	Series				
2/28/1987	N	W	75-62	10-3	12/14/1953	H	W	104-45	1-0
1/13/1988	A	W	78-65	11-3	Arizona (0-2)				
2/10/1988	H	L	63-68	11-4	Date	Site	W/L	Score	Series
1/9/1989	H	W	78-71	12-4	12/28/1994	A	L	68-95	0-1
2/15/1989	A	W	61-57	13-4	12/30/2004	A	L	71-84	0-2
1/10/1990	H	W	61-59	14-4	Away: 0-2				
2/7/1990	A	L	58-61	14-5	Arizona State (3-0)				
3/4/1990	N	W	91-90 (20T)	15-5	Date	Site	W/L	Score	Series
1/12/1991	H	L	65-75	15-6	12/5/1987	A	W	76-63	1-0
2/9/1991	A	W	79-59	16-6	12/5/2010	A	W	67-61	2-0
3/3/1991	N	W	78-70	17-6	3/22/2015	H	W	76-70 (OT)	3-0
1/29/1992	H	W	82-60	18-6	Home: 1-0 (Robins Center: 1-0) Away: 2-0				
2/26/1992	A	W	85-65	19-6	Arkansas-Little Rock (0-1)				
1/30/1993	H	W	74-73	20-6	Date	Site	W/L	Score	Series
2/27/1993	A	W	69-63	21-6	12/19/1998	A	L	62-70	0-1
1/15/1994	A	L	65-83	21-7	22-10				
2/12/1994	H	W	76-74	22-7					
1/7/1995	H	L	73-77	22-8					
2/18/1995	A	L	79-90	22-9					
1/4/1996	A	L	76-80	22-10					

# Richmond Men's Basketball

# 2025 Offseason Record Book

## Arkansas State (0-1)

Date	Site	W/L	Score	Series
12/03/2005	N	L	37-56	0-1

## Army (6-0)

Date	Site	W/L	Score	Series
12/28/1955	H	W	96-84	1-0
12/1/1989	H	W	85-78	2-0
12/11/1990	A	W	82-65	3-0
12/10/1991	H	W	59-36	4-0
1/5/1993	A	W	89-71	5-0
2/7/1994	H	W	82-76	6-0

Home: 4-0 (Robins Center: 3-0) Away: 2-0

## Atlantic Christian (2-0)

Date	Site	W/L	Score	Series
12/8/1977	H	W	71-58	1-0
11/29/1978	H	W	97-69	2-0

Home: 2-0 (Robins Center: 2-0)

## Auburn (1-4)

Date	Site	W/L	Score	Series
12/1/1976	A	L	63-86	0-1
12/12/1978	H	L	72-84	0-2
3/15/1984	N	W	72-71	1-2
11/26/2019	N	L	65-79	1-3
12/8/2024	A	L	54-98	1-4

Home: 0-1 (Robins Center: 0-1)

Away: 0-2 Neutral: 1-1

## Baldwin-Wallace (1-0)

Date	Site	W/L	Score	Series
12/13/1962	H	W	70-56	1-0

## Ball State (1-0)

Date	Site	W/L	Score	Series
11/27/2024	N	W	73-60	1-0

## Baltimore (2-0)

Date	Site	W/L	Score	Series
1/14/1980	H	W	77-56	1-0
2/4/1981	H	W	83-62	2-0

Home: 2-0 (Robins Center: 2-0)

## Baylor (1-0)

Date	Site	W/L	Score	Series
11/25/1988	H	W	56-38	1-0

## Belmont (2-1)

Date	Site	W/L	Score	Series
12/4/1954	H	W	115-73	1-0
11/11/2013	H	W	69-61	2-0
12/14/2024	H	L	86-93	2-1

Home: 2-1 (Robins Center: 1-1)

## Belmont Abbey (1-1)

Date	Site	W/L	Score	Series
1/4/1956	N	L	82-84	0-1
12/2/1971	H	W	58-54	1-1

Home: 1-0 Neutral: 0-1

## Bethune-Cookman (1-0)

Date	Site	W/L	Score	Series
11/21/2015	H	W	89-64	1-0

## Bluefield (1-0)

Date	Site	W/L	Score	Series
12/3/1979	H	W	132-69	1-0

## Boston College (3-2)

Date	Site	W/L	Score	Series
12/28/1954	H	W	90-68	1-0
11/26/2016	N	W	67-54	2-0
12/23/2017	A	L	73-78 (OT)	2-1
11/30/2019	H	W	64-44	3-1
11/15/2023	A	L	61-68	3-2

Home: 2-0 Neutral: 1-0 Away: 0-2

## Boston University (1-2)

Date	Site	W/L	Score	Series
12/31/1977	H	L	63-69	0-1
2/12/1979	A	L	69-85	0-2
11/27/1987	H	W	66-61	1-2

Home: 1-1 (Robins Center: 1-1) Away: 0-1

## Bradley (0-1)

Date	Site	W/L	Score	Series
11/26/2008	N	L	66-80	0-1

## Bridgewater (9-1)

Date	Site	W/L	Score	Series
1/13/1922	H	W	35-22	1-0
1/13/1923	H	L	14-19	1-1
2/20/1925	H	W	29-23	2-1
2/11/1926	H	W	54-27	3-1
2/9/1927	H	W	58-27	4-1
2/10/1928	H	W	43-26	5-1
2/7/1929	H	W	52-41	6-1
2/20/1930	H	W	34-26	7-1
2/18/1931	H	W	42-30	8-1
2/13/1933	H	W	60-26	9-1

Home: 9-1

## Bryant (1-0)

Date	Site	W/L	Score	Series
3/20/2013	A	W	76-71	1-0

## Bucknell (5-5)

Date	Site	W/L	Score	Series
2/1/1958	H	W	81-63	1-0



# Richmond Men's Basketball

# 2025 Offseason Record Book

12/22/2008	H	W	79-57	2-0
1/2/2010	A	W	59-50	3-0
1/2/2011	H	L	61-62	3-1
12/17/2011	A	L	65-79	3-2
11/30/2016	A	L	68-73	3-3
12/19/2017	H	L	78-86	3-4
12/22/2021	H	W	81-50	4-4
12/21/2022	H	W	81-71	5-4
11/16/2024	A	L	76-80 (2OT)	5-5

Home: 4-2 (Robins Center: 3-2) Away: 1-3

Cardinal Athletic Club (0-1)				
Date	Site	W/L	Score	Series
1/18/1916	A	L	15-40	0-1
Catholic (3-1)				
Date	Site	W/L	Score	Series
12/8/1976	H	W	80-62	1-0
1/10/1979	A	L	72-73	1-1
12/5/1980	H	W	89-68	2-1
12/6/1983	H	W	85-62	3-1

Home: 3-0 (Robins Center: 3-0) Away: 0-1

## Buffalo (1-0)

Date	Site	W/L	Score	Series
12/21/2023	H	W	72-66	1-0

Centenary (1-4)				
Date	Site	W/L	Score	Series
2/8/1960	A	L	66-68	0-1
12/20/1961	A	L	69-84	0-2
2/2/1962	H	L	71-76	0-3
1/30/1964	H	L	69-83	0-4
12/18/1998	N	W	71-53	1-4

Home: 0-2 Away: 0-2 Neutral: 1-0

## Butler (1-1)

Date	Site	W/L	Score	Series
12/28/2004	N	W	69-68	1-0
1/16/2013	A	L	47-62	1-1

Home: 0-1 Neutral: 1-0

Central Michigan (0-1)				
Date	Site	W/L	Score	Series
12/28/1974	N	L	83-106	0-1

## California (1-1)

Date	Site	W/L	Score	Series
12/23/1993	A	L	78-85	0-1
11/27/2015	N	W	94-90	1-1

Home: 0-1 Neutral: 1-0

Charleston (3-3)				
Date	Site	W/L	Score	Series
1/14/1991	H	W	85-54	1-0
12/30/1995	A	L	58-67	1-1
12/29/2000	N	L	48-52	1-2
3/23/2009	H	W	74-72	2-2
12/14/2019	H	W	78-71	3-2
11/14/2022	A	L	90-92 (OT)	3-3

Home: 3-0 (Robins Center: 3-0) Away: 0-2 Neutral: 0-1

## Cal State Fullerton (1-1)

Date	Site	W/L	Score	Series
12/5/1974	H	L	79-83	0-1
12/8/1979	N	W	84-75	1-1

Home: 0-1 (Robins Center: 0-1) Neutral: 1-0

## Cal State Northridge (1-0)

Date	Site	W/L	Score	Series
11/17/2019	H	W	90-62	1-0

Charleston Southern (1-0)				
Date	Site	W/L	Score	Series
11/21/10	H	W	82-71	1-0

## Campbell (7-2)

Date	Site	W/L	Score	Series
11/26/1982	H	W	70-53	1-0
1/23/1984	A	W	73-60	2-0
12/10/1984	H	W	74-58	3-0
12/5/1988	A	L	68-71	3-1
11/26/1994	H	L	60-84	3-2
11/25/1995	A	W	69-62	4-2
12/19/1996	H	W	69-54	5-2
12/20/1997	A	W	71-49	6-2
11/14/1998	H	W	65-59	7-2

Home: 4-1 (Robins Center: 4-1) Away: 3-1

Charlotte (12-9)				
Date	Site	W/L	Score	Series
12/28/1973	N	L	68-112	0-1
12/8/2001	A	L	42-62	0-2
11/30/2002	H	W	64-60 (OT)	1-2
1/28/2006	H	W	63-56	2-2
2/15/2006	A	L	47-64	2-3
1/13/2007	H	L	51-66	2-4
2/7/2007	A	L	46-61	2-5
2/2/2008	A	W	64-58	3-5
2/20/2008	H	W	79-76 (OT)	4-5
2/21/2009	H	W	65-58	5-5
3/3/2009	A	W	64-62	6-5
1/20/2010	H	L	59-71	6-6
3/6/2010	A	W	89-85	7-6
1/5/2011	H	W	71-59	8-6

## Canisius (1-2)

Date	Site	W/L	Score	Series
12/17/1955	A	L	79-106	0-1
1/4/1972	H	L	55-69	0-2
12/16/1972	A	W	75-73	1-2

Home: 0-1 Away: 1-1

# Richmond Men's Basketball

# 2025 Offseason Record Book

2/26/2011	A	W	72-59	9-6	1/3/1963	H	W	112-98	10-9
1/4/2012	A	L	70-75	9-7	12/14/1963	H	W	77-73	11-9
2/18/2012	H	W	53-52	10-7	1/4/1964	A	W	67-65	12-9
1/19/2013	H	W	81-61	11-7	12/15/1964	H	L	75-76 (2OT)	12-10
3/14/2013	N	L	63-68	11-8	1/30/1965	A	W	83-81	13-10
12/16/2023	H	W	64-56	12-8	12/17/1965	H	W	100-86	14-10
11/13/2024	A	L	48-65	12-9	2/4/1966	A	L	70-88	14-11
Home: 8-2 (Robins Center: 8-2)					1/7/1967	A	L	79-81	14-12
Away: 4-5 Neutral: 0-2					2/11/1967	H	W	89-76	15-12
Charlottesville YMCA (1-0)					3/2/1967	N	W	100-98 (OT)	16-12
Date	Site	W/L	Score	Series	1/6/1968	H	W	83-70	17-12
1/21/1920	A	W	29-18	1-0	1/27/1968	A	L	77-92	17-13
Chattanooga (2-0)					2/29/1968	N	W	100-88 (OT)	18-13
Date	Site	W/L	Score	Series	2/1/1969	A	L	77-81	18-14
12/1/1969	H	W	85-74	1-0	2/15/1969	H	W	108-89	19-14
11/22/2009	H	W	75-49	2-0	1/6/1970	H	L	51-53	19-15
Home: 2-0 (Robins Center 1-0)					2/3/1970	A	W	82-81 (3OT)	20-15
Church Hill AC (1-2)					1/12/1971	H	W	67-64	21-15
Date	Site	W/L	Score	Series	2/16/1971	A	L	63-78	21-16
1/31/1917	A	W	42-20	1-0	2/1/1972	H	W	75-68	22-16
1/31/1920	N	L	16-53	1-1	2/16/1972	A	L	76-99	22-17
2/2/1921	H	L	23-39	1-2	1/27/1973	H	W	65-63	23-17
Home: 0-1 Away: 1-0 Neutral: 0-1					2/3/1973	A	L	72-77	23-18
Cincinnati (0-5)					2/2/1974	H	W	89-82 (OT)	24-18
Date	Site	W/L	Score	Series	2/16/1974	A	W	73-65	25-18
12/30/1955	H	L	60-89	0-1	2/1/1975	H	W	80-75	26-18
2/2/1971	A	L	71-78	0-2	2/15/1975	A	W	99-90	27-18
1/29/1972	H	L	80-89	0-3	1/24/1976	H	L	74-75	27-19
12/17/2001	A	L	46-77	0-4	2/7/1976	A	L	79-91	27-20
11/21/2017	N	L	48-75	0-5	2/28/1976	H	W	82-69	28-20
Home: 0-2 Neutral: 0-1 Away: 0-2					11/12/2010	H	W	79-37	29-20
The Citadel (29-20)					Home: 20-7 (Robins Center: 5-1)				
Date	Site	W/L	Score	Series	Away: 7-13 Neutral: 2-0				
12/16/1938	H	L	24-39	0-1	Clemson (3-3)				
1/30/1948	H	W	71-50	1-1	Date	Site	W/L	Score	Series
2/19/1949	H	W	58-42	2-1	3/3/1938	N	L	32-35	0-1
12/1/1956	H	W	91-69	3-1	12/18/1940	H	W	52-45	1-1
2/11/1957	A	W	67-54	4-1	12/17/1948	H	W	47-45	2-1
1/7/1958	H	W	54-50	5-1	12/17/1949	H	L	53-75	2-2
2/10/1958	A	L	54-62	5-2	12/13/1952	A	W	74-60	3-2
3/6/1958	H	W	63-59	6-2	12/17/2022	N	L	57-85	3-3
12/1/1958	A	L	45-55	6-3	Home: 2-1 Away: 1-0 Neutral: 0-2				
1/6/1959	H	W	69-62	7-3	Colorado (1-2)				
12/12/1959	H	W	63-52	8-3	Date	Site	W/L	Score	Series
2/1/1960	A	L	55-84	8-4	12/31/2003	A	W	75-62	1-0
12/3/1960	H	L	78-92	8-5	1/4/2005	H	L	69-75	1-1
1/27/1961	A	L	80-89	8-6	11/20/2023	N	L	59-64	1-2
3/2/1961	H	L	66-70	8-7	Home: 0-1 (Robins Center: 0-1)				
1/3/1962	A	W	76-68	9-7	Away: 1-0 Neutral: 0-1				
2/15/1962	H	L	57-58	9-8	Columbia (2-1)				
12/15/1962	A	L	76-80	9-9	Date	Site	W/L	Score	Series
					12/29/1956	H	L	73-81	0-1
					12/29/1958	H	W	81-59	1-1

# Richmond Men's Basketball

# 2025 Offseason Record Book

12/28/1962	H	W	73-71	2-1	2/21/1968	A	L	89-106	7-14
Home: 2-1					12/17/1968	H	L	60-62	7-15
Concord (1-1)					2/11/1969	A	L	95-114	7-16
Date	Site	W/L	Score	Series	2/28/1969	N	L	83-97	7-17
2/14/1928	H	W	42-33	1-0	12/16/1969	H	L	77-98	7-18
2/15/1929	H	L	26-31	1-1	2/14/1970	A	L	60-97	7-19
Home: 1-1					2/28/1970	N	L	61-81	7-20
Connecticut (0-2)					12/15/1970	A	L	54-67	7-21
Date	Site	W/L	Score	Series	2/13/1971	H	L	70-80	7-22
12/7/1979	N	L	79-81	0-1	12/14/1971	H	L	66-100	7-23
11/19/1998	A	L	57-77	0-2	1/15/1972	A	L	80-112	7-24
Away: 0-1 Neutral: 0-1					12/12/1972	H	L	80-88	7-25
Coppin State (4-0)					1/20/1973	A	L	77-89	7-26
Date	Site	W/L	Score	Series	12/15/1973	H	W	79-78	8-26
11/30/2008	H	W	78-67	1-0	2/6/1974	A	L	72-93	8-27
12/14/2013	H	W	71-49	2-0	3/1/1974	N	W	86-68	9-27
12/5/2018	H	W	82-47	3-0	12/12/1974	H	W	67-61	10-27
12/28/2022	H	W	83-65	4-0	2/4/1975	A	L	79-103	10-28
Home: 4-0 (Robins Center: 4-0)					12/3/1975	A	W	75-62	11-28
Cornell (1-0)					1/17/1976	H	W	72-69	12-28
Date	Site	W/L	Score	Series	11/14/2011	A	L	61-74	12-29
12/29/2001	H	W	52-41	1-0	12/29/2012	H	L	64-70	12-30
Daleville College (1-0)					1/3/2015	A	L	67-81	12-31
Date	Site	W/L	Score	Series	1/17/2015	H	W	89-63	13-31
1/11/1924	H	W	35-15	1-0	1/25/2016	H	L	70-78	13-32
Dartmouth (1-0)					2/16/2016	A	L	79-83	13-33
Date	Site	W/L	Score	Series	12/31/2016	A	W	82-80	14-33
11/23/1990	H	W	65-54	1-0	2/21/2017	H	W	84-76	15-33
Davidson (24-39)					12/30/2017	H	W	69-58	16-33
Date	Site	W/L	Score	Series	1/28/2018	A	W	66-63	17-33
12/16/1939	H	W	33-32	1-0	1/19/2019	A	L	62-75	17-34
2/17/1950	H	W	81-60	2-0	3/9/2019	H	L	69-73	17-35
12/15/1950	H	W	69-61	3-0	1/14/2020	A	W	70-64	18-35
12/28/1956	H	W	92-63	4-0	3/3/2020	H	W	80-63	19-35
1/30/1961	A	W	83-78	5-0	12/30/2020	A	W	80-74	20-35
2/14/1961	H	W	90-77	6-0	1/14/2022	H	L	84-87	20-36
2/5/1962	H	L	52-55	6-1	3/13/2022	N	W	64-62	21-36
2/20/1962	A	L	62-72	6-2	1/11/2023	A	W	61-57	22-36
2/1/1963	A	L	73-95	6-3	1/20/2024	A	W	69-64 (OT)	23-36
2/13/1963	H	L	57-72	6-4	2/24/2024	H	W	66-63	24-36
1/15/1964	H	L	49-52	6-5	1/25/2025	H	L	66-72	24-37
2/11/1964	A	L	67-95	6-6	2/8/2025	A	L	60-71	24-38
1/4/1965	A	L	67-97	6-7	3/12/2025	N	L	65-69	24-39
2/13/1965	H	L	73-83	6-8	Home: 14-16 (Robins Center: 8-6)				
1/4/1966	H	L	89-98	6-9	Away: 8-19 Neutral: 2-4				
2/8/1966	A	L	74-80	6-10	Dayton (11-23)				
2/25/1966	N	L	65-84	6-11	Date	Site	W/L	Score	Series
1/4/1967	H	W	72-69	7-11	3/19/2001	A	L	56-71	0-1
2/7/1967	A	L	79-94	7-12	1/19/2002	A	L	52-68	0-2
2/10/1968	H	L	67-85	7-13	2/10/2002	H	W	63-54	1-2
					1/15/2003	A	L	53-66	1-3
					2/19/2003	H	L	63-70	1-4
					1/14/2004	H	L	50-55	1-5
					2/4/2004	A	L	57-62 (OT)	1-6
					3/12/2004	N	L	56-58	1-7

# Richmond Men's Basketball

# 2025 Offseason Record Book

1/12/2005	A	L	62-63	1-8	Drexel (2-1)					
2/5/2005	H	W	61-58	2-8	Date	Site	W/L	Score	Series	
1/14/2006	H	W	58-50	3-8	12/20/1984	H	W	85-52	1-0	
1/20/2007	A	L	54-72	3-9	1/7/1998	H	W	66-57	2-0	
1/26/2008	H	W	80-63	4-9	12/1/1998	A	L	62-70	2-1	
2/14/2009	A	L	63-69	4-10	Home: 2-0 (Robins Center: 2-0) Away: 0-1					
3/12/2009	N	L	64-69	4-11						
3/4/2010	H	W	60-56	5-11	Duke (2-8)					
1/25/2011	A	W	70-61	6-11	Date	Site	W/L	Score	Series	
3/13/2011	N	W	67-54	7-11	2/12/1923	H	L	22-30 (OT)	0-1	
2/29/2012	H	W	82-71	8-11	2/7/1925	H	W	35-25	1-1	
3/2/2013	A	L	74-78	8-12	2/25/1926	H	W	42-30	2-1	
1/18/2014	H	W	73-64	9-12	2/11/1936	H	L	27-31	2-2	
3/8/2014	A	L	48-60	9-13	12/11/1936	H	L	35-38	2-3	
1/24/2015	A	L	60-63	9-14	1/11/1938	A	L	24-32	2-4	
3/1/2016	H	L	84-85	9-15	12/1/1971	A	L	42-54	2-5	
3/11/2016	N	L	54-69	9-16	1/24/1973	H	L	66-70	2-6	
1/19/2017	A	L	59-75	9-17	12/11/1976	A	L	63-65	2-7	
1/9/2018	H	L	81-87	9-18	3/16/1990	N	L	46-81	2-8	
1/6/2019	A	L	48-72	9-19	Home: 2-4 (Robins Center: 0-1)					
1/25/2020	H	L	79-87	9-20	Away: 0-3 Neutral: 0-1					
3/1/2022	H	L	53-55	9-21						
3/12/2022	N	W	68-64	10-21	Duquesne (28-11)					
1/28/2023	A	L	60-86	10-22	Date	Site	W/L	Score	Series	
1/27/2024	H	W	69-64	11-22	1/12/1937	H	L	29-37	0-1	
3/1/2025	A	L	64-74 (2OT)	11-23	12/5/1973	A	L	39-48	0-2	
Home: 8-6 (Robins Center: 8-6)					1/8/1975	H	L	90-97	0-3	
Away: 1-14 Neutral: 2-3					12/10/1975	A	L	58-60	0-4	
					2/14/1978	H	L	72-79	0-5	
					12/29/1992	N	L	65-70	0-6	
Delaware (2-3)					12/30/1993	H	L	60-67 (OT)	0-7	
Date	Site	W/L	Score	Series	11/28/1994	A	L	56-62	0-8	
2/14/1916	H	L	24-29	0-1	1/26/2002	H	W	55-51	1-8	
1/5/1994	A	L	51-58	0-2	3/2/2002	A	W	83-57	2-8	
1/3/1995	H	W	57-53	1-2	1/18/2003	A	W	75-69	3-8	
11/8/2013	H	W	71-69	2-2	1/28/2003	H	W	84-47	4-8	
11/10/2017	H	L	63-76	2-3	1/3/2004	H	W	69-66	5-8	
Home: 2-2 (Robins Center: 2-1) Away: 0-1					2/7/2004	A	W	71-51	6-8	
					2/1/2005	H	W	72-71	7-8	
Delaware State (1-0)					2/27/2005	A	W	76-62	8-8	
Date	Site	W/L	Score	Series	1/11/2006	A	W	62-48	9-8	
12/6/2008	H	W	76-66	1-0	2/14/2007	H	W	69-66	10-8	
					2/16/2008	A	W	69-66	11-8	
Delaware Valley (1-0)					2/11/2009	H	W	71-67	12-8	
Date	Site	W/L	Score	Series	1/6/2010	A	W	80-68	13-8	
11/30/1981	H	W	91-61	1-0	3/5/2011	H	W	68-56	14-8	
					2/4/2012	A	L	72-81	14-9	
Detroit (0-1)					3/9/2013	H	W	79-55	15-9	
Date	Site	W/L	Score	Series	2/12/2014	A	W	75-58	16-9	
12/28/1992	N	L	70-82	0-1	3/13/2014	N	W	76-64	17-9	
					1/28/2015	H	W	86-55	18-9	
Drake (1-1)					2/27/2016	A	W	83-67	19-9	
Date	Site	W/L	Score	Series	1/28/17	H	W	101-90	20-9	
11/20/2021	A	L	70-73	0-1	1/24/2018	A	W	77-73 (OT)	21-9	
12/10/2022	H	W	82-52	1-1	3/8/2018	N	W	81-68	22-9	
Home: 1-0 (Robins Center: 1-0) Away: 0-1					1/16/2019	H	L	68-74	22-10	

# Richmond Men's Basketball

# 2025 Offseason Record Book

3/6/2020	A	W	73-62	23-10	1/19/1985	H	W	63-50	26-19
2/20/2021	H	W	79-72	24-10	2/16/1985	A	W	63-60	27-19
3/4/2021	N	L	62-67	24-11	1/11/1986	H	W	60-52	28-19
2/1/2022	A	W	74-57	25-11	2/8/1986	A	W	71-52	29-19
1/7/2023	H	W	75-73	26-11	1/10/1987	A	L	70-78	29-20
1/16/2024	A	W	63-61	27-11	2/9/1987	H	W	62-60	30-20
2/5/2025	H	W	73-68	28-11	1/23/1988	H	W	84-79	31-20

Home: 13-5 (Robins Center: 13-4)

Away: 13-4 Neutral: 2-2

## East Carolina (53-30)

Date	Site	W/L	Score	Series					
1/2/1960	H	W	80-66	1-0	2/21/1990	A	L	79-81 (OT)	36-21
12/9/1961	H	L	70-81	1-1	1/23/1991	A	W	71-64	37-21
1/19/1963	H	L	50-62	1-2	2/20/1991	H	W	65-50	38-21
12/3/1963	H	W	71-67	2-2	3/2/1991	N	W	86-62	39-21
12/19/1964	A	L	79-81	2-3	1/11/1992	A	W	65-62	40-21
2/4/1965	H	W	66-65 (OT)	3-3	2/8/1992	H	W	89-64	41-21
1/10/1966	A	L	72-76	3-4	1/11/1993	H	W	74-65	42-21
2/17/1966	H	W	100-88	4-4	2/8/1993	A	W	72-63	43-21
2/24/1966	N	W	76-74	5-4	1/22/1994	H	W	80-72	44-21
1/11/1967	A	L	80-97	5-5	2/23/1994	A	L	77-81 (OT)	44-22
2/13/1967	H	W	74-65	6-5	3/5/1994	N	W	58-55	45-22
12/15/1967	H	W	90-83	7-5	1/18/1995	A	L	67-69	45-23
2/7/1968	A	W	102-78	8-5	2/11/1995	H	L	58-59	45-24
1/14/1969	H	L	69-75	8-6	1/24/1996	A	L	65-81	45-25
2/13/1969	A	L	78-98	8-7	1/31/1996	H	L	58-66	45-26
12/13/1969	H	W	90-72	9-7	1/18/1997	A	L	64-69	45-27
1/29/1970	A	L	91-115	9-8	2/17/1997	H	W	78-70	46-27
2/26/1970	N	W	75-73	10-8	1/17/1998	A	L	67-77	46-28
1/5/1971	H	L	63-79	10-9	2/4/1998	H	W	79-64	47-28
2/6/1971	A	L	81-82	10-10	1/2/1999	H	W	83-60	48-28
3/4/1971	N	W	69-67	11-10	2/17/1999	A	L	48-64	48-29
1/6/1972	A	W	68-67	12-10	1/12/2000	A	W	59-55	49-29
2/9/1972	H	L	74-80	12-11	2/12/2000	H	W	75-54	50-29
1/4/1973	H	W	84-75	13-11	1/9/2001	A	L	50-58	50-30
2/7/1973	A	L	64-69	13-12	2/14/2001	H	W	82-71	51-30
3/1/1973	N	L	62-96	13-13	11/14/2006	H	W	71-67 (OT)	52-30
1/9/1974	H	W	79-78	14-13	11/13/2007	A	W	67-65 (OT)	53-30
2/20/1974	A	W	76-68	15-13	Home: 30-10 (Robins Center: 23-5) Away: 16-19				
1/22/1975	H	L	80-101	15-14	Neutral: 7-1				
2/19/1975	A	L	76-100	15-15					
1/12/1976	H	W	88-71	16-15	East Tennessee State (4-7)				
1/21/1976	A	L	75-85	16-16	Date	Site	W/L	Score	Series
1/8/1977	H	W	72-62	17-16	12/27/1963	A	L	79-83	0-1
2/4/1978	A	W	82-80	18-16	11/30/1968	H	L	83-96	0-2
2/22/1978	H	L	53-71	18-17	12/30/1968	A	W	69-68	1-2
1/12/1981	A	W	80-63	19-17	12/8/1969	H	L	57-63	1-3
2/21/1981	H	L	65-67	19-18	12/27/1969	A	L	92-111	1-4
1/30/1982	A	W	81-71	20-18	12/9/1970	A	L	65-69 (OT)	1-5
2/24/1982	H	W	89-63	21-18	12/8/1971	H	L	66-68	1-6
3/4/1982	N	W	49-42	22-18	1/3/1976	H	W	83-69	2-6
1/15/1983	H	W	68-56	23-18	1/8/1976	A	W	71-67	3-6
2/16/1983	A	L	75-79 (2OT)	23-19	12/21/1976	H	L	60-63	3-7
1/21/1984	A	W	61-55	24-19	12/3/1983	A	W	65-56	4-7
2/18/1984	H	W	60-50	25-19	Home: 1-4 (Robins Center: 1-1) Away: 3-3				

# Richmond Men's Basketball

# 2025 Offseason Record Book

## Eastern Kentucky (1-1)

Date	Site	W/L	Score	Series
12/28/1963	N	L	62-77	0-1
12/27/1996	N	W	78-60	1-1

Neutral: 1-1

Date	Site	W/L	Score	Series
12/19/2009	N	W	56-53	2-1
1/4/2014	A	L	58-67	2-2
12/1/2015	A	L	56-76	2-3
12/9/2023	N	L	76-87	2-4

Home: 1-0 Away: 0-3 Neutral: 1-1

## Elks of Lynchburg (0-2)

Date	Site	W/L	Score	Series
1/20/1921	A	L	23-39	0-1
1/24/1922	A	L	19-25	0-2

Away: 0-2

## Florida Atlantic (2-0)

Date	Site	W/L	Score	Series
11/24/1997	A	W	81-50	1-0
12/28/1998	H	W	76-65	2-0

Home: 1-0 (Robins Center: 1-0) Away: 1-0

## Elon (2-0)

Date	Site	W/L	Score	Series
1/27/1921	H	W	30-28 (OT)	1-0
11/26/2004	H	W	80-66	2-0

Home: 2-0 (Robins Center: 1-0)

## Florida Gulf Coast (1-1)

Date	Site	W/L	Score	Series
11/24/2008	A	W	69-58	1-0
12/28/2024	H	L	57-75	1-1

Home: 1-0 (Robins Center: 1-0) Away: 0-1

## Emory & Henry (6-6)

Date	Site	W/L	Score	Series
1/30/1928	H	W	40-39	1-0
2/13/1929	H	W	36-34	2-0
2/13/1930	H	L	32-34	2-1
2/17/1932	H	W	50-26	3-1
2/24/1932	A	L	39-42	3-2
2/15/1933	H	L	35-47	3-3
1/30/1934	A	L	25-38	3-4
2/15/1934	H	L	27-30	3-5
1/18/1935	A	W	38-31 (OT)	4-5
2/13/1935	H	W	28-25	5-5
1/20/1936	H	W	41-24	6-5
2/11/1953	N	L	80-83	6-6

Home: 5-3 Away: 1-2 Neutral: 0-1

## Florida Southern (0-1)

Date	Site	W/L	Score	Series
1/5/1980	A	L	67-68	0-1

## Florida State (3-1)

Date	Site	W/L	Score	Series
12/22/1962	A	W	62-56	1-0
1/2/1964	H	W	69-65	2-0
12/16/1966	N	W	80-76	3-0
12/20/1967	A	L	91-114	3-1

Home: 1-0 Away: 1-1 Neutral: 1-0

## Florida Tech (1-0)

Date	Site	W/L	Score	Series
11/25/2024	N	W	67-57	1-0

## Fairfield (5-0)

Date	Site	W/L	Score	Series
1/6/1987	N	W	91-87 (3OT)	1-0
2/23/1990	H	W	69-57	2-0
12/9/1990	A	W	68-60	3-0
12/7/1991	H	W	74-66	4-0
11/24/2013	N	W	68-47	5-0

Home: 2-0 (Robins Center: 2-0)

Away: 1-0 Neutral: 2-0

## Fordham (26-8)

Date	Site	W/L	Score	Series
3/15/1985	H	W	59-57	1-0
12/30/1998	A	L	70-73 (OT)	1-1
11/22/1999	H	L	74-77	1-2
2/27/2002	H	W	67-50	2-2
3/5/2003	A	W	60-53	3-2
2/14/2004	H	W	74-53	4-2
3/10/2004	N	W	67-47	5-2
1/8/2005	A	L	56-79	5-3
2/1/2006	A	L	45-63	5-4
3/8/2006	N	L	37-45	5-5
1/6/2007	H	L	55-58	5-6
3/7/2007	N	L	61-63	5-7
3/5/2008	H	W	58-53	6-7
2/25/2009	A	W	78-68	7-7
2/17/2010	H	W	84-56	8-7
2/5/2011	A	W	77-60	9-7
1/25/2012	H	W	102-58	10-7
2/23/2013	A	W	72-55	11-7
1/11/2014	A	W	77-74 (OT)	12-7
2/15/2014	H	W	82-70	13-7

## Fairleigh Dickinson (1-0)

Date	Site	W/L	Score	Series
12/13/2022	H	W	77-48	1-0

## Fairmount Athletic Club (1-0)

Date	Site	W/L	Score	Series
1/28/1916	H	W	28-11	1-0

## Florida (2-4)

Date	Site	W/L	Score	Series
2/8/1923	H	W	27-26	1-0
3/19/1992	A	L	52-66	1-1

# Richmond Men's Basketball

# 2025 Offseason Record Book

2/11/2015	H	W	73-71	14-7	2/18/1965	A	W	91-76	14-16
1/10/2016	A	W	93-82	15-7	12/10/1965	H	W	92-83	15-16
2/13/2016	H	W	71-67	16-7	2/5/1966	A	L	96-98	15-17
3/10/2016	N	W	70-55	17-7	2/2/1967	H	W	87-79	16-17
1/4/2017	H	W	80-72	18-7	2/20/1967	A	W	93-90 (OT)	17-17
2/25/2017	A	W	70-48	19-7	12/9/1967	H	L	70-80	17-18
1/3/2018	A	L	65-69 (OT)	19-8	1/29/1968	A	W	71-70	18-18
2/20/2019	H	W	72-69	20-8	1/4/1969	H	W	96-83	19-18
3/13/2019	N	W	52-50	21-8	1/31/1969	A	L	66-89	19-19
2/8/2020	A	W	59-53	22-8	2/27/1969	N	W	66-64	20-19
1/28/2022	A	W	83-70	23-8	1/31/1970	H	L	59-66 (OT)	20-20
2/5/2023	H	W	68-58	24-8	2/16/1970	A	L	51-52	20-21
1/31/2024	A	W	83-69	25-8	1/14/1971	A	L	77-101	20-22
2/15/2025	H	W	70-66	26-8	2/11/1971	H	W	106-87	21-22
Home: 14-2 (Robins Center: 14-2)					3/6/1971	N	L	61-68	21-23
Away: 9-4 Neutral: 3-2					1/13/1972	H	L	66-92	21-24
Fort Belvoir (1-0)					2/14/1972	A	L	97-113	21-25
Date	Site	W/L	Score	Series	2/1/1973	H	L	62-66	21-26
12/14/1946	H	W	56-53	1-0	2/15/1973	A	L	89-109	21-27
Fredericksburg YMCA (1-0)					12/8/1973	H	L	73-77	21-28
Date	Site	W/L	Score	Series	2/14/1974	A	L	81-104	21-29
1/9/1914	A	W	42-31	1-0	3/2/1974	N	L	60-62	21-30
Furman (22-33)					12/7/1974	H	L	77-84	21-31
Date	Site	W/L	Score	Series	2/13/1975	A	L	88-97	21-32
2/5/1941	H	W	38-25	1-0	1/15/1976	H	W	106-96 (30T)	22-32
2/13/1942	H	L	46-54 (OT)	1-1	2/12/1976	A	L	85-97	22-33
1/9/1951	H	W	60-29	2-1	Home: 14-13 (Robins Center: 1-3)				
12/12/1952	A	L	71-73	2-2	Away: 6-17 Neutral: 2-3				
2/8/1954	A	L	76-97	2-3	George Mason (42-32)				
2/22/1954	H	L	76-85	2-4	Date	Site	W/L	Score	Series
3/5/1954	N	W	85-81 (OT)	3-4	12/5/1979	H	W	105-70	1-0
12/1/1954	H	W	101-87	4-4	1/21/1981	H	W	68-57	2-0
2/22/1955	A	W	79-73	5-4	2/17/1982	H	W	68-59	3-0
1/3/1956	A	W	130-92	6-4	1/12/1983	H	W	50-49	4-0
1/10/1956	H	L	85-94	6-5	1/31/1983	A	L	67-74	4-1
2/5/1957	H	W	80-73	7-5	11/25/1983	N	L	68-78	4-2
2/13/1957	A	L	97-99 (2OT)	7-6	1/18/1984	H	W	66-57	5-2
3/7/1957	H	W	90-71	8-6	2/11/1984	A	L	74-77	5-3
2/15/1958	H	W	92-87	9-6	1/16/1985	A	W	76-75 (OT)	6-3
2/20/1958	A	L	82-88	9-7	2/9/1985	H	L	53-54	6-4
1/17/1959	A	W	88-74	10-7	3/8/1985	N	W	77-64	7-4
2/7/1959	H	W	92-79	11-7	1/18/1986	A	W	62-59	8-4
12/11/1959	H	L	68-83	11-8	2/15/1986	H	L	58-73	8-5
1/30/1960	A	L	73-93	11-9	3/3/1986	A	L	60-62	8-6
12/17/1960	H	W	76-74	12-9	1/17/1987	H	W	74-52	9-6
1/28/1961	A	L	81-84 (OT)	12-10	2/14/1987	A	W	65-63	10-6
2/1/1962	H	L	65-72	12-11	1/16/1988	H	W	86-70	11-6
12/19/1962	A	L	54-79	12-12	2/13/1988	A	W	62-60	12-6
1/7/1963	H	W	74-71	13-12	3/7/1988	N	W	74-71	13-6
2/2/1963	N	L	54-64	13-13	1/21/1989	A	W	84-61	14-6
1/8/1964	H	L	63-74	13-14	2/18/1989	H	W	73-67	15-6
2/1/1964	A	L	60-71	13-15	1/13/1990	A	W	87-73	16-6
12/10/1964	H	L	71-86	13-16	2/10/1990	H	W	86-64	17-6
					1/7/1991	H	L	69-77	17-7
					2/2/1991	A	W	75-62	18-7

# Richmond Men's Basketball

# 2025 Offseason Record Book

3/4/1991	N	W	81-78	19-7	1/13/1936	A	L	25-43	0-3
1/25/1992	A	L	63-65	19-8	1/11/1941	H	L	36-58	0-4
2/22/1992	H	W	83-50	20-8	2/14/1942	H	L	38-61	0-5
3/7/1992	N	W	74-59	21-8	1/12/1946	H	W	36-34	1-5
2/3/1993	A	W	81-62	22-8	2/15/1946	A	L	38-51	1-6
2/24/1993	H	W	61-58	23-8	2/3/1947	H	L	44-52	1-7
1/19/1994	A	L	92-97	23-9	2/18/1947	A	L	47-76	1-8
2/16/1994	H	W	92-61	24-9	12/17/1947	H	L	53-75	1-9
2/1/1995	H	L	86-92	24-10	12/11/1948	A	L	49-68	1-10
2/22/1995	A	W	101-100	25-10	1/7/1950	A	L	49-66	1-11
1/29/1996	H	W	105-91	26-10	1/11/1950	H	L	56-62 (OT)	1-12
2/10/1996	A	L	91-98	26-11	12/13/1950	H	L	52-58	1-13
3/1/1996	N	W	93-77	27-11	1/8/1952	A	L	54-79	1-14
1/15/1997	A	L	86-98 (OT)	27-12	1/10/1953	H	L	68-81	1-15
2/5/1997	H	W	86-69	28-12	12/11/1953	A	L	67-81	1-16
2/28/1997	N	W	85-57	29-12	12/30/1953	N	L	67-81	1-17
1/28/1998	H	W	87-65	30-12	3/6/1954	N	L	70-83	1-18
2/18/1998	A	W	61-56	31-12	12/30/1954	H	L	75-89	1-19
2/27/1998	N	W	66-49	32-12	1/8/1955	H	W	72-67	2-19
1/13/1999	A	L	52-78	32-13	2/11/1955	A	L	62-77	2-20
1/27/1999	H	W	79-73	33-13	3/4/1955	H	L	65-67	2-21
1/26/2000	H	L	63-65	33-14	1/7/1956	H	W	78-67	3-21
2/10/2000	A	L	65-73	33-15	2/9/1956	A	L	84-103	3-22
1/3/2001	A	L	57-67	33-16	1/5/1957	H	W	72-64	4-22
2/24/2001	H	W	77-57	34-16	1/15/1957	A	W	70-57	5-22
12/22/2012	N	L	64-67	34-17	1/18/1958	H	L	54-67	5-23
2/26/2014	A	L	60-69	34-18	2/12/1958	A	L	64-76	5-24
1/8/2015	H	W	75-65	35-18	12/11/1958	A	L	67-91	5-25
2/14/2015	A	L	67-71 (OT)	35-19	1/13/1959	H	L	64-72	5-26
2/3/2016	H	L	74-78	35-20	12/1/1959	H	L	83-89	5-27
3/5/2016	A	L	73-83	35-21	1/12/1960	A	L	58-78	5-28
1/22/2017	H	L	77-82	35-22	12/1/1960	A	L	67-75	5-29
2/14/2017	A	L	70-93	35-23	2/17/1961	H	L	78-106	5-30
2/3/2018	H	L	75-79	35-24	12/16/1961	H	W	71-68	6-30
3/3/2018	A	W	93-79	36-24	12/30/1961	H	W	90-66	7-30
2/6/2019	H	W	81-67	37-24	1/9/1962	A	L	52-65	7-31
2/27/2019	A	L	63-77	37-25	12/18/1962	A	L	71-80	7-32
1/18/2020	A	W	97-87	38-25	1/15/1963	H	L	71-81	7-33
2/19/2020	H	W	65-50	39-25	12/18/1963	H	L	57-60	7-34
1/9/2021	A	W	77-57	40-25	1/18/1964	A	L	77-108	7-35
2/7/2022	H	W	62-59	41-25	12/5/1964	H	W	80-67	8-35
2/9/2022	A	L	84-87 (OT)	41-26	2/11/1965	A	L	51-72	8-36
12/31/2022	A	L	58-62	41-27	12/1/1965	A	W	103-84	9-36
3/4/2023	H	L	60-62	41-28	1/8/1966	H	W	106-93	10-36
3/8/2023	N	L	57-62	41-29	12/6/1966	A	L	68-78	10-37
1/13/2024	H	W	77-70	42-29	1/28/1967	N	W	90-80	11-37
3/9/2024	A	L	46-64	42-30	12/6/1967	A	W	86-74	12-37
1/8/2025	A	L	58-64	42-31	2/1/1968	H	W	81-79	13-37
3/8/2025	H	L	60-64	42-32	12/3/1968	A	L	93-97	13-38
Home: 22-10 (Robins Center: 22-10)					2/10/1970	H	L	85-98	13-39
Away: 13-19 Neutral: 7-3					2/27/1970	N	W	77-69	14-39
					12/29/1970	N	L	79-96	14-40
George Washington (46-65)					2/25/1971	A	L	101-118	14-41
Date	Site	W/L	Score	Series	1/13/1973	H	L	72-80	14-42
1/11/1926	A	L	23-28	0-1	12/29/1973	N	W	68-67	15-42
12/16/1935	H	L	33-46	0-2	1/15/1975	A	L	80-101	15-43



# Richmond Men's Basketball

# 2025 Offseason Record Book

12/20/1975	H	L	77-84	15-44	Georgetown (2-8)				
11/27/1976	H	W	64-62	16-44	Date	Site	W/L	Score	Series
2/7/1977	A	W	81-80	17-44	12/17/1946	H	L	38-46	0-1
11/30/1977	H	L	54-60	17-45	12/20/1947	H	L	54-64	0-2
2/10/1979	A	L	77-99	17-46	1/8/1949	H	L	44-69	0-3
12/22/1979	H	L	78-86	17-47	2/16/1952	A	L	54-69	0-4
12/3/1980	A	W	92-69	18-47	2/2/1957	H	W	97-81	1-4
2/15/1993	A	L	77-79 (OT)	18-48	2/5/1958	A	W	67-65 (OT)	2-4
12/11/1994	H	W	78-74	19-48	12/29/1961	H	L	75-76	2-5
12/9/2000	A	W	84-80 (OT)	20-48	12/29/1964	A	L	73-79	2-6
1/30/2002	H	W	61-53	21-48	11/25/2017	H	L	76-82	2-7
2/23/2002	A	L	49-53	21-49	11/28/2018	A	L	82-90	2-8
1/21/2003	H	W	63-57	22-49	Home: 1-5 Away: 1-3				
2/16/2003	A	L	50-64	22-50					
1/31/2004	H	W	72-65	23-50	Georgia (0-1)				
2/28/2004	A	W	75-67	24-50	Date	Site	W/L	Score	Series
1/22/2005	H	W	70-59	25-50	11/24/1990	H	L	45-90	0-1
2/12/2005	A	L	63-80	25-51					
2/5/2006	A	L	55-80	25-52	Georgia State (1-0)				
2/18/2006	H	L	51-64	25-53	Date	Site	W/L	Score	Series
1/17/2007	H	L	58-63	25-54	11/16/2021	H	W	94-78	1-0
2/21/2007	A	L	49-68	25-55					
2/23/2008	A	L	53-59	25-56	Georgia Tech (4-6)				
1/10/2009	A	W	60-48	26-56	Date	Site	W/L	Score	Series
2/28/2009	H	L	57-66	26-57	12/30/1985	A	L	64-90	0-1
1/23/2010	A	W	62-57	27-57	11/29/1986	H	W	67-62 (OT)	1-1
2/20/2010	H	W	74-70	28-57	12/22/1987	A	W	73-67	2-1
1/19/2011	H	W	68-58	29-57	3/20/1988	N	W	59-55	3-1
2/9/2011	A	W	69-65	30-57	12/20/1988	H	L	50-62	3-2
1/18/2012	A	L	65-83	30-58	11/28/1989	A	L	74-87	3-3
2/11/2012	H	L	67-69	30-59	12/1/1990	H	W	73-71	4-3
2/27/2013	H	W	73-64	31-59	1/2/1992	A	L	75-82	4-4
2/18/2014	H	L	65-73	31-60	2/17/1993	H	L	60-65	4-5
1/15/2015	A	L	70-73 (2OT)	31-61	12/18/2010	N	L	54-67	4-6
2/21/2015	H	W	56-48	32-61	Home: 2-2 (Robins Center: 2-2)				
1/28/2016	A	W	98-90 (2OT)	33-61	Away: 1-4 Neutral: 1-0				
2/24/2016	H	L	61-73	33-62					
1/8/2017	A	W	77-70	34-62	Guilford (3-0)				
2/4/2017	H	W	84-75	35-62	Date	Site	W/L	Score	Series
3/10/2017	N	W	70-67	36-62	2/27/1924	H	W	29-27	1-0
1/13/2018	H	W	78-68	37-62	2/3/1925	H	W	39-31	2-0
2/21/2018	A	L	77-103	37-63	2/18/1926	H	W	35-29	3-0
1/12/2019	A	W	76-56	38-63	Home: 3-0				
2/9/2019	H	W	89-63	39-63					
2/1/2020	H	W	76-54	40-63	Hampden-Sydney (62-18)				
2/26/2020	A	W	73-70	41-63	Date	Site	W/L	Score	Series
2/22/2022	A	W	84-71	42-63	1/31/1914	H	W	38-16	1-0
1/4/2023	H	W	73-63	43-63	2/12/1914	A	W	41-29	2-0
2/8/2023	A	L	105-107 (2OT)	43-64	2/6/1915	A	W	27-23	3-0
1/24/2024	H	W	82-74	44-64	2/17/1915	H	W	54-13	4-0
2/17/2024	A	W	90-74	45-64	1/28/1916	H	W	48-18	5-0
12/31/2024	H	W	66-61	46-64	2/28/1916	A	L	21-34	5-1
1/29/2025	A	L	66-75	46-65	2/3/1917	A	W	25-16	6-1
Home: 26-27 (Robins Center: 17-10)					2/10/1917	H	W	30-29 (3OT)	7-1
Away: 16-35 Neutral: 4-3					2/8/1918	H	L	28-33	7-2
					2/21/1918	A	L	19-26	7-3
					1/28/1919	A	L	6-33	7-4

# Richmond Men's Basketball

# 2025 Offseason Record Book

2/19/1919	H	W	22-16	8-4	2/7/1949	H	L	57-60	53-15
2/7/1920	A	W	22-12	9-4	1/5/1950	H	L	57-58	53-16
2/18/1920	H	W	24-17	10-4	2/27/1950	A	L	58-66	53-17
2/11/1921	H	W	30-9	11-4	1/3/1951	H	W	48-45	54-17
1/27/1922	H	W	27-10	12-4	2/22/1951	A	L	59-83	54-18
2/10/1923	H	W	33-12	13-4	2/4/1952	H	W	68-67	55-18
1/19/1924	H	W	40-23	14-4	2/25/1952	A	W	72-71	56-18
2/14/1924	H	W	20-19	15-4	12/4/1952	H	W	85-52	57-18
1/17/1925	H	W	32-15	16-4	2/25/1953	A	W	92-75	58-18
2/16/1925	A	W	40-17	17-4	12/8/1953	H	W	69-58	59-18
1/23/1926	A	W	34-26	18-4	2/3/1954	A	W	97-85	60-18
2/20/1926	H	W	48-28	19-4	2/24/1955	H	W	81-65	61-18
2/11/1927	H	L	25-32	19-5	12/1/1955	H	W	81-39	62-18
2/18/1927	A	W	31-23	20-5	Home: 37-6 Away: 25-12				
1/14/1928	A	W	38-34	21-5					
2/27/1928	H	W	56-21	22-5	Hampton (6-2)				
1/14/1929	H	W	26-24	23-5	Date	Site	W/L	Score	Series
2/12/1929	A	W	46-33	24-5	11/27/2002	A	L	60-61	0-1
2/4/1930	H	W	45-36	25-5	12/29/2003	H	W	73-42	1-1
2/24/1930	A	W	33-19	26-5	11/18/2005	H	W	44-40	2-1
2/5/1931	A	L	25-31	26-6	11/17/2011	H	W	72-51	3-1
2/27/1931	H	L	18-33	26-7	11/15/2012	H	W	68-58	4-1
2/9/1932	H	W	23-21	27-7	11/22/2016	H	W	65-52	5-1
2/15/1932	A	W	30-27	28-7	11/25/2018	H	L	66-86	5-2
2/6/1933	A	W	39-32	29-7	12/3/2019	A	W	80-63	6-2
2/17/1933	H	W	52-30	30-7	Home: 5-1 (Robins Center: 5-1) Away: 1-1				
2/8/1934	H	W	39-19	31-7					
2/22/1934	A	W	41-32	32-7	Harvard (1-0)				
1/12/1935	H	W	52-28	33-7	Date	Site	W/L	Score	Series
2/2/1935	A	W	47-30	34-7	12/28/2002	H	W	86-59	1-0
12/13/1935	H	W	52-33	35-7					
2/5/1936	A	W	58-25	36-7	High Point (2-0)				
12/9/1936	H	W	45-29	37-7	Date	Site	W/L	Score	Series
2/18/1937	A	W	38-34	38-7	11/22/2014	H	W	80-56	1-0
1/7/1938	H	W	41-26	39-7	12/22/2018	N	W	74-59	2-0
1/15/1938	A	W	40-35	40-7	Home: 1-0 (Robins Center: 1-0) Neutral: 1-0				
1/10/1939	H	W	29-27	41-7					
1/31/1939	A	L	35-40	41-8	Highland Park Athletic Club (1-0)				
12/12/1939	H	W	46-22	42-8	Date	Site	W/L	Score	Series
2/8/1940	A	W	39-34	43-8	1/16/1924	H	W	25-21	1-0
12/11/1940	H	W	31-29	44-8					
2/11/1941	A	L	33-36	44-9	Hofstra (4-1)				
1/6/1942	H	W	60-32	45-9	Date	Site	W/L	Score	Series
2/7/1942	A	W	39-37	46-9	2/18/1985	H	W	85-70	1-0
1/9/1943	H	W	44-38	47-9	3/1/1993	H	W	79-48	2-0
2/27/1943	A	L	37-45	47-1	11/19/2013	H	W	74-63 (OT)	3-0
12/18/1943	H	W	40-29	48-10	12/22/2020	H	L	71-76	3-1
1/9/1944	A	W	38-29	49-10	11/22/2021	H	W	81-68	4-1
1/13/1945	H	L	41-43	49-11	Home: 4-1 (Robins Center: 4-1)				
1/5/1946	H	W	39-36	50-11					
1/29/1946	A	W	44-31	51-11	Howard (1-0)				
1/14/1947	H	W	54-42	52-11	Date	Site	W/L	Score	Series
2/4/1947	A	L	45-55	52-12	12/13/2014	H	W	54-41	1-0
1/8/1948	H	W	49-44	53-12					
2/2/1948	A	L	54-61 (OT)	53-13					
2/3/1949	A	L	47-59	53-14					

# Richmond Men's Basketball

# 2025 Offseason Record Book

Illinois (0-1)				2/13/1982	A	L	59-66	2-4
Date	Site	W/L	Score	Series				
11/22/2011	N	L	61-70	0-1	3/3/1983	A	L	58-77
					1/25/1984	H	W	57-55 (OT)
Indiana (1-2)				2/25/1984	A	L	61-71	3-7
Date	Site	W/L	Score	Series	3/9/1984	A	W	65-57
3/17/1984	N	L	67-75	0-1	12/29/1984	N	W	67-55
3/19/1985	A	L	53-75	0-2	1/24/1985	A	W	72-68
3/18/1988	N	W	72-69	1-2	2/23/1985	H	W	74-56
Away: 0-1 Neutral: 1-1					1/20/1986	A	W	61-44
					2/13/1986	H	W	68-62
Iona (0-3)				1/19/1987	H	L	59-62	9-8
Date	Site	W/L	Score	Series	2/16/1987	A	W	94-92 (3OT)
12/28/1996	A	L	66-71	0-1	1/20/1988	A	L	54-58
11/18/2010	A	L	77-81	0-2	2/17/1988	H	W	69-55
12/14/2011	H	L	79-88	0-3	12/30/1988	N	W	65-61
Home: 0-1 (Robins Center: 0-1) Away: 0-2					1/25/1989	H	W	70-67 (OT)
					2/22/1989	A	W	73-63 (2OT)
Iowa (1-0)				1/8/1990	H	W	70-59	15-9
Date	Site	W/L	Score	Series	2/3/1990	A	L	43-77
3/17/2022	N	W	67-63	1-0	3/5/1990	N	W	77-72
					1/9/1991	A	L	61-72
Iowa State (0-1)				2/6/1991	H	W	67-50	17-11
Date	Site	W/L	Score	Series	2/3/1992	H	L	45-61
12/2/1995	A	L	64-82	0-1	2/29/1992	A	W	69-66
					1/23/1993	A	L	70-90
IUPUI (2-0)				2/20/1993	H	L	73-78	18-14
Date	Site	W/L	Score	Series	1/29/1994	H	W	85-81
12/23/2014	H	W	57-53	1-0	2/26/1994	A	L	78-80
11/16/2018	H	W			1/21/1995	A	L	75-85
Home: 2-0 (Robins Center: 2-0) 78-70				2-0	2/25/1995	H	W	73-67
					3/5/1995	N	L	70-81
Jacksonville (3-6)				1/27/1996	H	W	78-71	21-17
Date	Site	W/L	Score	Series	2/7/1996	A	W	84-80
12/18/1967	A	W	73-66	1-0	1/27/1997	H	W	75-65
12/29/1967	H	W	82-77 (OT)	2-0	2/22/1997	A	W	77-71
12/14/1968	H	L	82-93	2-1	1/3/1998	A	W	87-68
1/9/1970	A	L	77-113	2-2	1/31/1998	H	W	57-50
2/6/1970	H	L	49-88	2-3	1/11/1999	H	W	76-69 (OT)
12/12/1970	N	L	69-94	2-4	2/10/1999	A	L	61-71
1/19/1974	H	L	74-84	2-5	12/1/1999	H	W	68-58
1/29/1975	A	L	58-66	2-6	1/29/2000	A	L	64-65
2/5/1977	H	W	67-65	3-6	3/5/2000	N	W	80-65
Home: 2-3 (Robins Center: 1-1)					1/6/2001	H	W	68-39
Away: 1-2 Neutral: 0-1					2/10/2001	A	L	63-66
					12/8/2012	A	W	83-82 (OT)
Jacksonville State (0-1)				11/30/2013	H	W	68-53	32-20
Date	Site	W/L	Score	Series	12/7/2014	A	L	46-51
11/13/2017	H	L	61-94	0-1	11/13/2015	H	L	75-87
					12/20/2016	A	W	75-55
James Madison (34-22)				12/10/2017	H	W	74-41	34-22
Date	Site	W/L	Score	Series	Home: 19-6 (Robins Center: 19-6)			
1/10/1981	A	L	73-92	1-1	Away: 11-14 Neutral: 4-2			
2/28/1981	H	L	63-69	1-2				
3/7/1981	N	L	60-69	1-3				
1/11/1982	H	W	56-51	2-3				

# Richmond Men's Basketball

# 2025 Offseason Record Book

Jefferson School (1-0)					2/8/2012	H	W	78-76	14-12
Date	Site	W/L	Score	Series	3/6/2012	A	L	72-80	14-13
2/22/1916	H	W	63-13	1-0	1/12/2013	A	L	59-71	14-14
					2/22/2014	H	W	62-49	15-14

John Marshall Athletic Club (2-0)					2/5/2015	A	L	60-62	15-15
Date	Site	W/L	Score	Series	1/13/2016	H	W	83-61	16-15
1/8/1914	H	W	41-23	1-0	2/11/2017	A	W	64-52	17-15
2/23/1914	H	W	35-31	2-0	1/20/2018	H	W	81-74	18-15
Home: 2-0					2/2/2019	H	L	58-66	18-16
					2/23/2019	A	W	84-75	19-16

John Marshall High School (1-0)					1/22/2020	H	W	75-57	20-16
Date	Site	W/L	Score	Series	2/12/2020	A	W	74-47	21-16
1/13/1916	H	W	40-36	1-0	1/23/2021	H	L	78-84	21-17
					1/22/2022	A	W	64-56	22-17
					2/12/2022	H	W	77-63	23-17
					2/15/2023	A	L	62-68	23-18
					2/10/2024	H	W	82-65	24-18
					2/19/2025	A	W	63-58	25-18
Away: 1-1 Neutral: 0-1					Home: 15-7 (Robins Center: 15-5)				
					Away: 9-11 Neutral: 1-0				

Kentucky (1-0)					Lafayette (4-0)				
Date	Site	W/L	Score	Series	Date	Site	W/L	Score	Series
11/29/2020	A	W	76-64	1-0	12/5/1981	H	W	57-51	1-0
					11/26/1983	N	W	65-49	2-0

Kentucky Wesleyan (0-1)					Lafayette (4-0)				
Date	Site	W/L	Score	Series	Date	Site	W/L	Score	Series
1/28/1966	A	L	85-100	0-1	12/29/1995	N	W	63-47	3-0
					12/30/2023	H	W	59-38	4-0
					Home: 2-0 (Robins Center: 2-0) Neutral: 2-0				

La Salle (25-18)					Langley Field (1-1)				
Date	Site	W/L	Score	Series	Date	Site	W/L	Score	Series
2/12/1955	A	L	80-91	0-1	12/9/1941	A	L	34-37	0-1
1/28/1956	H	L	59-74	0-2	12/12/1946	A	W	55-38	1-1
2/23/1957	A	L	52-60	0-3	Away: 1-1				
12/28/1957	H	L	55-59 (OT)	0-4					
1/11/1988	H	W	82-81	1-4					
1/7/1989	A	L	76-97	1-5					
11/30/1991	H	W	78-63	2-5					
1/2/1993	A	L	61-71	2-6					
1/3/1994	H	W	92-71	3-6					
1/5/2002	H	W	77-57	4-6					
2/16/2002	A	L	56-59	4-7					
3/8/2002	N	W	68-60	5-7					
1/25/2003	A	W	62-55	6-7					
3/8/2003	H	W	75-62	7-7					
1/10/2004	A	L	55-66	7-8					
2/21/2004	H	W	66-50	8-8					
1/26/2005	A	W	78-71	9-8					
2/9/2005	H	L	68-76	9-9					
1/07/2006	H	L	56-67	9-10					
1/24/2007	A	L	56-79	9-11					
1/9/2008	A	W	75-74 (OT)	10-11					
1/19/2008	H	L	67-76	10-12					
2/18/2009	A	W	62-53	11-12					
1/16/2010	H	W	67-63	12-12					
1/8/2011	A	W	87-68	13-12					

Liberty (3-1)					Lehigh (2-0)				
Date	Site	W/L	Score	Series	Date	Site	W/L	Score	Series
11/21/1998	A	W	66-63	1-0	1/4/1941	H	W	40-38	1-0
12/7/1999	H	L	61-64 (2OT)	1-1	11/13/2009	H	W	63-53	2-0
12/28/2011	H	W	77-61	2-1	Home: 2-0 (Robins Center: 1-0)				
11/9/2012	H	W	84-42	3-1					
Home: 2-1 (Robins Center: 2-1) Away: 1-0									

Long Beach State (1-0)					Long Island (2-2)				
Date	Site	W/L	Score	Series	Date	Site	W/L	Score	Series
12/4/1999	N	W	73-62	1-0	1/22/1977	H	W	94-73	1-0
					1/29/1979	A	L	87-88	1-1

# Richmond Men's Basketball

# 2025 Offseason Record Book

2/14/1980	A	L	70-78	1-2	Lynchburg (15-3)				
1/29/1983	H	W	74-66	2-2	Date	Site	W/L	Score	Series
Home: 2-0 (Robins Center: 2-0) Away: 0-2					2/16/1922	H	W	24-19	1-0
Longwood (4-1)					1/30/1923	A	W	27-22	2-0
Date	Site	W/L	Score	Series	2/15/1923	H	W	29-27	3-0
1/02/2006	H	W	74-60	1-0	2/11/1924	A	W	31-26	4-0
11/20/2006	H	W	83-72	2-0	2/19/1924	H	L	27-33	4-1
11/24/2009	H	W	65-52	3-0	2/2/1925	H	L	27-28	4-2
12/12/2015	H	W	77-59	4-0	2/17/1925	A	W	23-17	5-2
11/9/2018	H	L	58-63	4-1	1/22/1926	A	W	35-16	6-2
Home: 4-1 (Robins Center: 4-1)					2/25/1926	H	W	58-27	7-2
Louisiana (0-1)					2/4/1927	H	W	59-21	8-2
Date	Site	W/L	Score	Series	2/17/1927	A	W	41-36	9-2
11/22/2017	N	L	76-82	0-1	1/13/1928	A	W	33-30	10-2
Louisiana-Monroe (1-0)					2/24/1928	H	W	49-34	11-2
Date	Site	W/L	Score	Series	2/8/1929	H	W	53-27	12-2
12/21/2001	N	W	80-58	1-0	1/14/1930	A	L	30-31	12-3
Louisiana Tech (0-1)					2/18/1930	H	W	41-33	13-3
Date	Site	W/L	Score	Series	1/23/1932	H	W	30-22	14-3
12/21/2001	N	W	80-58	1-0	1/13/1933	H	W	49-29	15-3
Lynchburg YMCA (0-1)					Home: 9-2 Road: 6-1				
Date	Site	W/L	Score	Series	Date	Site	W/L	Score	Series
11/26/2024	N	L	62-65	0-1	2/12/1914	A	L	16-80	0-1
Louisville (0-1)					Maine (2-0)				
Date	Site	W/L	Score	Series	Date	Site	W/L	Score	Series
12/05/05	A	L	45-53	0-1	11/5/2007	N	W	44-42	1-0
Loyola Chicago (3-2)					11/20/2024	H	W	70-66	2-0
Date	Site	W/L	Score	Series	Home: 1-0 (Robins Center: 1-0) Neutral: 1-0				
11/19/2018	N	L	66-82	0-1	Manhattan (0-1)				
12/18/2020	N	W	75-73	1-1	Date	Site	W/L	Score	Series
2/11/2023	H	W	74-71	2-1	12/20/2003	N	L	62-70	0-1
1/9/2024	A	W	58-56	3-1	Marist (3-3)				
2/11/2025	H	L	80-87 (OT)	3-2	Date	Site	W/L	Score	Series
Home: 1-1 (Robins Center: 1-1)					1/18/1989	N	W	75-73	1-0
Away: 1-0 Neutral: 1-1					12/30/1999	A	W	76-63	2-0
Loyola (La.) (1-2)					12/12/2000	H	W	74-67	3-0
Date	Site	W/L	Score	Series	12/2/2006	H	L	73-80 (OT)	3-1
2/9/1960	A	L	59-76	0-1	11/24/2007	A	L	62-64	3-2
2/7/1961	A	L	47-70	0-2	11/9/2024	H	L	72-79	3-3
2/5/1963	H	W	64-56	1-2	Home: 1-2 (Robins Center: 1-2)				
Home: 1-0 Away: 0-2					Away: 1-1 Neutral: 1-0				
Loyola (Md.) (6-0)					Marquette (0-2)				
Date	Site	W/L	Score	Series	Date	Site	W/L	Score	Series
12/4/1981	H	W	67-55	1-0	2/4/1984	H	L	55-59	0-1
12/22/1982	H	W	74-57	2-0	2/5/1985	A	L	67-75	0-2
2/12/1985	A	W	84-52	3-0	Home: 0-1 (Robins Center: 0-1) Away: 0-1				
2/20/1986	H	W	76-62	4-0	Marshall (0-1)				
2/3/1987	A	W	80-62	5-0	Date	Site	W/L	Score	Series
2/6/1992	H	W	68-64	6-0	12/29/1965	A	L	103-118	0-1
Home: 4-0 (Robins Center: 4-0) Away: 2-0									

# Richmond Men's Basketball

# 2025 Offseason Record Book

Maryland (15-27)					3/1/2008	H	L	74-78	5-3
Date	Site	W/L	Score	Series	2/4/2009	A	L	71-80	5-4
2/9/1924	H	L	22-24	0-1	1/13/2010	H	W	70-63	6-4
1/12/1926	A	L	14-30	0-2	3/12/2010	N	W	77-72	7-4
2/9/1934	A	W	44-33	1-2	1/22/2011	A	W	84-68	8-4
2/9/1935	A	W	56-26	2-2	1/21/2012	H	L	68-79	8-5
1/18/1936	A	L	24-28	2-3	1/27/2013	A	L	65-70	8-6
12/17/1936	H	W	51-40 (OT)	3-3	1/22/2014	H	W	58-55	9-6
12/16/1937	A	W	31-26	4-3	3/4/2015	A	W	56-53	10-6
12/13/1938	H	W	41-34	5-3	2/6/2016	H	W	69-53	11-6
3/2/1939	N	L	32-47	5-4	3/1/2017	A	W	75-64	12-6
1/13/1940	A	L	19-35	5-5	2/28/2018	H	W	90-65	13-6
12/14/1940	A	W	48-36	6-5	3/6/2019	A	L	79-87	13-7
1/31/1941	H	W	38-17	7-5	2/29/2020	H	W	95-71	14-7
12/12/1941	H	L	23-41	7-6	2/23/2021	H	W	79-65	15-7
12/16/1942	A	L	28-32	7-7	1/5/2022	H	W	80-72	16-7
2/12/1944	H	W	65-34	8-7	1/25/2023	A	L	76-85	16-8
2/16/1946	A	L	31-37	8-8	3/7/2023	N	W	71-38	17-8
1/8/1947	A	W	41-39	9-8	2/14/2024	H	L	59-69	17-9
2/15/1947	H	W	69-49	10-8	1/4/2025	A	W	72-64	18-9
2/19/1948	A	L	53-60	10-9	Home: 10-3 (Robins Center: 10-3)				
2/26/1948	H	W	64-62	11-9	Away: 5-6 Neutral: 3-0				
12/13/1948	A	W	54-45	12-9					
2/24/1949	H	L	51-66	12-10	McGills Catholic Union (3-0)				
1/12/1950	H	W	59-49	13-10	Date	Site	W/L	Score	Series
2/21/1950	A	L	48-67	13-11	1/19/1915	H	W	37-21	1-0
1/6/1951	H	L	42-48	13-12	2/2/1915	A	W	68-14	2-0
2/21/1951	A	L	33-42	13-13	2/3/1916	H	W	75-23	3-0
2/14/1952	A	L	45-55	13-14	Home: 2-0 Away: 1-0				
2/27/1952	H	L	50-54	13-15					
1/8/1953	H	L	60-63 (OT)	13-16	McGuire's Hospital (1-1)				
2/9/1953	A	W	49-46	14-16	Date	Site	W/L	Score	Series
1/4/1954	H	L	64-72	14-17	1/20/1945	H	W	69-34	1-0
1/11/1954	A	W	73-71	15-17	2/6/1946	A	L	36-45	1-1
1/2/1971	A	L	67-99	15-18	Home: 1-0 Away: 1-0				
2/22/1972	A	L	61-76	15-19					
12/2/1972	H	L	50-82	15-20	McNeese State (4-0)				
1/2/1974	N	L	60-96	15-21	Date	Site	W/L	Score	Series
11/30/1974	A	L	81-106	15-22	12/18/1999	A	W	83-71	1-0
12/6/1975	H	L	71-98	15-23	1/12/2001	H	W	90-80	2-0
1/4/1977	A	L	78-90	15-24	11/26/2005	H	W	58-50	3-0
3/12/1982	H	L	50-66	15-25	11/22/2019	H	W	87-57	4-0
11/25/2016	N	L	82-88 (OT)	15-26	Home: 3-0 (Robins Center: 3-0) Away: 1-0				
11/25/2022	N	L	80-86	15-27					

Home: 7-10 (Robins Center: 0-3)

Away: 8-13 Neutral: 0-4

Medical College of Virginia (28-6)

Massachusetts (18-9)

Date	Site	W/L	Score	Series	Date	Site	W/L	Score	Series
12/30/2000	N	W	63-59	1-0	12/11/1913	H	W	39-21	1-0
1/16/2002	H	W	63-54	2-0	1/17/1920	H	L	20-45	1-1
2/12/2003	A	L	53-54	2-1	2/4/1920	H	L	40-52	1-2
3/6/2004	H	W	69-65	3-1	1/15/1921	H	L	24-35	1-3
1/29/2005	A	W	67-63	4-1	2/17/1921	H	L	26-39	1-4
3/1/2006	H	W	81-66	5-1	1/22/1924	H	W	38-18	2-4
2/3/2007	A	L	56-72	5-2	1/9/1925	A	W	38-23	3-4
					1/26/1925	H	W	38-23	4-4
					1/8/1926	H	W	59-20	5-4
					2/23/1926	A	W	46-22	6-4

# Richmond Men's Basketball

# 2025 Offseason Record Book

1/8/1927	H	W	45-24	7-4	12/20/2001	N	L	72-74	1-2
1/28/1927	A	W	51-28	8-4	11/27/2009	N	W	63-62	2-2
1/7/1928	H	W	33-16	9-4	3/25/2021	N	L	67-68	2-3
2/17/1928	A	L	31-33	9-5	11/27/2021	N	L	71-82 (OT)	2-4
1/8/1929	H	L	46-51	9-6	Home: 0-1 (Robins Center: 0-1)				
2/23/1929	A	W	48-17	10-6	Away: 1-0 Neutral: 1-3				
1/8/1930	A	W	37-26	11-6					
2/26/1930	A	W	36-24	12-6	Mississippi Valley State (1-0)				
1/10/1931	H	W	31-21	13-6	Date	Site	W/L	Score	Series
2/13/1931	A	W	45-39	14-6	11/17/2003	H	W	62-46	1-0
1/9/1932	H	W	40-23	15-6	Missouri (1-0)				
2/3/1932	A	W	45-28	16-6	Date	Site	W/L	Score	Series
1/7/1933	H	W	51-23	17-6	11/28/2009	N	W	59-52	1-0
2/8/1933	H	W	55-27	18-6					
1/6/1934	H	W	47-27	19-6	Missouri State (1-0)				
2/6/1934	A	W	39-21	20-6	Date	Site	W/L	Score	Series
1/5/1935	H	W	45-22	21-6	12/22/2001	N	W	67-60 (OT)	1-0
2/6/1935	A	W	40-29	22-6					
1/11/1936	H	W	48-17	23-6	Montana State (1-0)				
1/6/1937	H	W	37-14	24-6	Date	Site	W/L	Score	Series
1/10/1946	H	W	38-32	25-6	3/16/2002	H	W	63-48	1-0
1/4/1947	H	W	54-44	26-6					
12/2/1952	H	W	91-65	27-6	Morehead State (2-0)				
12/1/1953	H	W	98-56	28-6	Date	Site	W/L	Score	Series
Home: 19-5 Away: 9-1					3/19/2011	N	W	65-48	1-0
					11/27/2020	N	W	82-64	2-0
Memphis (0-4)					Neutral: 2-0				
Date	Site	W/L	Score	Series					
2/6/1960	A	L	74-100	0-1	Mount Olive (1-0)				
2/6/1961	A	L	73-104	0-2	Date	Site	W/L	Score	Series
12/22/1961	A	L	77-96	0-3	11/6/2024	H	W	101-68	1-0
11/6/2007	A	L	63-80	0-4					
Away: 0-4					Mount Union (1-0)				
Merchants National Bank (0-1)					Date	Site	W/L	Score	Series
Date	Site	W/L	Score	Series	1/4/1952	H	W	89-79	1-0
1/8/1921	H	L	24-34	0-1					
Miami (Fla.) (0-1)					Navy (17-11)				
Date	Site	W/L	Score	Series	Date	Site	W/L	Score	Series
3/24/2015	H	L	61-63	0-1	11/26/1976	H	W	56-49	1-0
					1/24/1981	A	W	64-56	2-0
					1/23/1982	H	L	55-65	2-1
Minnesota (1-2)					1/22/1983	A	L	55-57	2-2
Date	Site	W/L	Score	Series	3/10/1983	H	L	69-74	2-3
3/18/2002	A	W	67-66	1-0	1/11/1984	A	W	75-61	3-3
11/18/2012	A	L	57-72	1-1	2/8/1984	H	W	69-66	4-3
11/16/2013	H	L	59-74	1-2	3/10/1984	N	W	74-55	5-3
Home: 0-1 (Robins Center: 0-1) Away: 1-1					1/10/1985	H	L	63-67	5-4
					2/2/1985	A	L	55-80	5-5
Minnesota-Duluth (1-0)					3/9/1985	N	L	76-85	5-6
Date	Site	W/L	Score	Series	1/23/1986	H	W	67-61	6-6
12/3/1954	H	W	102-72	1-0	2/25/1986	A	L	72-85	6-7
					1/8/1987	A	W	64-62	7-7
Mississippi State (2-4)					2/24/1987	H	L	66-84	7-8
Date	Site	W/L	Score	Series	1/9/1988	H	W	78-63	8-8
12/2/2000	A	W	83-72	1-0	2/6/1988	A	L	59-73	8-9
12/5/2001	H	L	57-71	1-1					

# Richmond Men's Basketball

# 2025 Offseason Record Book

1/14/1989	A	W	76-74 (OT)	9-9	Norfolk Naval Training (0-3)				
2/11/1989	H	W	69-42	10-9	Date	Site	W/L	Score	Series
3/4/1989	N	W	96-86	11-9	12/14/1943	A	L	34-82	0-1
1/17/1990	H	L	46-57	11-10	12/16/1944	A	L	30-82	0-2
2/14/1990	A	W	79-70	12-10	12/12/1945	H	L	45-57	0-3
1/16/1991	A	W	83-82	13-10	Home: 0-1 Away: 0-2				
2/13/1991	H	W	91-72	14-10					
12/7/1992	A	W	73-54	15-10	Norfolk State (1-1)				
1/30/1995	H	L	60-65	15-11	Date	Site	W/L	Score	Series
11/24/1999	A	W	58-52	16-11	12/29/2002	H	W	67-38	1-0
2/5/2001	H	W	69-55	17-11	11/10/2007	H	L	69-72	1-1
Home: 7-6 (Robins Center: 7-6)					Home: 1-1 (Robins Center: 1-1)				
Away: 8-4 Neutral: 2-1									

## NC Central (1-0)

Date	Site	W/L	Score	Series	Date	Site	W/L	Score	Series
11/9/2021	H	W	70-60	1-0	2/24/1942	A	L	30-47	0-1

## NC State (1-4)

Date	Site	W/L	Score	Series	Date	Site	W/L	Score	Series
1/12/1925	H	L	14-22	0-1	1/29/1944	N	L	45-49	1-2
1/28/1949	H	L	56-77	0-2	2/22/1944	N	L	41-62	1-3
11/15/1989	A	L	48-57	0-3	3/6/1947	N	L	43-55	1-4
11/26/2014	A	L	72-84	0-4	12/6/1949	H	L	50-58	1-5
12/17/2021	N	W	83-74	1-4	12/7/1950	A	L	46-69	1-6
Home: 0-2 Away: 0-2 Neutral: 1-0					12/7/1951	H	L	56-62	1-7
					12/6/1952	A	L	64-80	1-8
					2/3/1953	H	W	87-82 (2OT)	2-8
					12/8/1965	A	L	76-127	2-9
					11/28/1987	H	L	76-87	2-10

## NC Wesleyan (1-0)

Date	Site	W/L	Score	Series	Date	Site	W/L	Score	Series
12/2/1981	H	W	85-41	1-0	12/10/1988	N	L	68-76	2-11
					11/28/1995	A	L	76-83	2-12
					11/25/1996	A	L	75-86	2-13
					11/19/1997	H	L	65-84	2-14
					11/23/2013	N	L	72-82	2-15

## Nevada (0-1)

Date	Site	W/L	Score	Series	Home: 1-5 (Robins Center: 0-2)				
12/30/1989	A	L	71-83	0-1	Away: 0-6 Neutral: 1-4				

## New Hampshire (1-0)

Date	Site	W/L	Score	Series	Northeastern (1-1)				
11/18/2003	H	W	63-49	1-0	Date	Site	W/L	Score	Series
					12/31/2013	A	W	70-66	1-0
					12/31/2014	H	L	57-68	1-1
					Home: 0-1 (Robins Center: 0-1) Away: 1-0				

## New York University (1-0)

Date	Site	W/L	Score	Series	Northern Iowa (4-2)				
2/4/1938	H	W	34-25	1-0	Date	Site	W/L	Score	Series

## Newport News Apprentice (2-0)

Date	Site	W/L	Score	Series	11/30/2014	A	L	50-55	0-1
12/7/1935	A	W	50-22	1-0	12/5/2015	H	W	82-67	1-1
1/8/1937	A	W	28-25	2-0	12/9/2020	H	W	78-68	2-1
Away: 2-0					12/5/2021	A	W	60-52	3-1
					11/11/2022	H	W	68-55	4-1
					12/6/2023	A	L	73-78	4-2

## Niagara (2-0)

Date	Site	W/L	Score	Series	Home: 3-0 (Robins Center: 3-0) Away: 1-2				
2/5/1979	H	W	66-65	1-0	Oakland (1-0)				
2/16/1980	A	W	67-65	2-0	Date	Site	W/L	Score	Series
Home: 1-0 (Robins Center: 1-0) Away: 1-0					3/19/17	H	W	87-83	1-0



# Richmond Men's Basketball

## 2025 Offseason Record Book

Oglethorpe (1-0)					1/27/2001	A	W	77-73 (OT)	19-26
Date	Site	W/L	Score	Series	12/20/2005	H	W	61-58 (OT)	20-26
1/9/1980	H	W	101-85	1-0	11/25/2006	A	L	52-69	20-27
Ohio (0-2)					12/30/2007	H	W	55-49	21-27
					12/3/2008	A	L	62-65	21-28
Date	Site	W/L	Score	Series	12/2/2009	H	W	67-60	22-28
11/24/2012	A	L	48-73	0-1	12/1/2010	A	L	70-77	22-29
12/22/2013	H	L	69-70 (OT)	0-2	12/20/2011	H	W	90-82 (OT)	23-29
Home: 0-1 (Robins Center 0-1), Away: 0-1					12/4/2012	A	W	80-53	24-29
Old Dominion (28-33)					12/28/2013	H	W	67-58	25-29
					11/18/2014	A	L	57-63	25-30
Date	Site	W/L	Score	Series	12/16/2015	H	W	77-61	26-30
1/11/1978	H	W	82-81	1-0	11/14/2016	H	L	61-64	26-31
2/16/1978	A	L	70-78	1-1	12/6/2017	A	L	60-79	26-32
12/29/1978	N	L	92-100	1-2	12/19/2018	H	L	54-63	26-33
12/28/1979	N	L	84-90	1-3	12/18/2019	A	W	62-59	27-33
12/29/1980	N	L	64-71	1-4	12/19/2021	H	W	67-61	28-33
1/8/1981	H	L	76-89	1-5	Home: 16-10 (Robins Center: 16-10)				
2/7/1981	A	L	80-82 (OT)	1-6	Away: 8-17 Neutral: 4-6				
3/6/1981	N	W	81-77	2-6	Oral Roberts (0-2)				
2/3/1982	A	L	57-80	2-7					
2/22/1982	H	W	63-62	3-7	Date	Site	W/L	Score	Series
3/5/1982	A	L	69-77	3-8	12/23/2016	A	L	72-87	0-1
1/18/1983	A	W	71-70	4-8	12/15/2018	H	L	52-59	0-2
2/26/1983	H	L	52-66	4-9	Home: 0-1 (Robins Center: 0-1) Away: 0-1				
1/27/1986	H	L	59-62	4-10	Oregon (2-0)				
12/22/1986	A	L	56-62	4-11					
12/19/1987	N	W	70-63	5-11	Date	Site	W/L	Score	Series
2/2/1988	H	W	82-75	6-11	12/19/1981	A	W	65-64	1-0
12/2/1988	A	L	57-75	6-12	12/4/1982	H	W	66-53	2-0
12/20/1989	N	W	69-62	7-12	Home: 1-0 (Robins Center: 1-0) Away: 1-0				
1/29/1990	H	L	74-76 (OT)	7-13	Park View (0-1)				
1/3/1991	A	W	74-65	8-13					
1/22/1992	A	W	82-77	9-13	Date	Site	W/L	Score	Series
2/17/1992	H	W	73-69	10-13	2/4/1921	A	L	21-31	0-1
3/8/1992	N	L	58-62	10-14	Penn State (0-5)				
1/16/1993	A	W	75-59	11-14					
2/13/1993	H	W	84-80	12-14	Date	Site	W/L	Score	Series
1/13/1994	H	L	77-79	12-15	12/27/1956	H	L	60-64	0-1
2/9/1994	A	W	77-73	13-15	12/20/1958	H	L	54-61	0-2
3/6/1994	N	L	72-76	13-16	1/3/1979	H	L	65-69	0-3
1/28/1995	H	L	46-65	13-17	1/28/1980	A	L	61-71	0-4
2/8/1995	A	L	60-70	13-18	12/30/1994	N	L	53-66	0-5
1/13/1996	H	L	69-84	13-19	Home: 0-3 (Robins Center: 0-1)				
2/17/1996	A	L	63-70	13-20	Away: 0-1 Neutral: 0-1				
1/4/1997	H	L	69-76	13-21	Pennsylvania (2-3)				
2/1/1997	A	L	51-63	13-22					
3/1/1997	N	L	56-69	13-23	Date	Site	W/L	Score	Series
1/21/1998	A	L	57-62	13-24	12/27/1957	H	W	72-65	1-0
2/23/1998	H	W	85-77	14-24	1/26/1977	H	W	73-69	2-0
1/18/1999	A	L	65-77	14-25	1/17/1978	A	L	66-87	2-1
2/8/1999	H	W	77-70	15-25	1/18/1979	H	L	85-97	2-2
1/8/2000	A	L	58-60	15-26	1/26/1980	A	L	78-84	2-3
2/23/2000	H	W	56-55	16-26	Home: 2-1 (Robins Center: 1-1) Away: 0-2				
3/4/2000	N	W	67-55	17-26					
12/6/2000	H	W	76-52	18-26					

# Richmond Men's Basketball

## 2025 Offseason Record Book

Pepperdine (1-1)					1/15/1986	H	W	74-52	6-0
Date	Site	W/L	Score	Series	12/8/1986	A	W	65-59	7-0
12/16/2002	N	L	77-83	0-1	12/9/1987	H	W	67-53	8-0
12/20/2014	N	W	65-63	1-1	11/29/1993	H	W	89-75	9-0
Neutral: 1-1					12/5/1994	A	W	66-64	10-0
					12/5/1995	H	W	73-67	11-0
Pittsburgh (0-2)					12/5/1996	A	L	62-67	11-1
Date	Site	W/L	Score	Series	11/28/1998	H	W	86-55	12-1
12/19/1938	H	L	24-47	0-1	1/18/2000	A	W	71-62	13-1
12/23/2004	A	L	60-69	0-2	11/17/2000	H	W	97-62	14-1
Home: 0-1 Away: 0-1					11/28/2001	A	W	62-52	15-1
					11/22/2002	H	W	92-46	16-1
Prairie View A&M (1-0)					11/29/2006	H	L	50-67	16-2
Date	Site	W/L	Score	Series	11/14/2014	H	W	64-46	17-2
12/04/2005	N	W	62-48	1-0	12/22/2019	N	L	58-73	17-3
Home: 1-2 (Robins Center: 1-2) Away: 1-1					Home: 13-1 (Robins Center: 13-1) Away: 4-1				
Neutral: 0-1					Neutral: 0-1				
Presbyterian (1-0)					Randolph-Macon (62-19)				
Date	Site	W/L	Score	Series					
12/22/2015	H	W	74-44	1-0	Date	Site	W/L	Score	Series
					1/13/1914	A	W	32-31 (OT)	1-0
Providence (2-4)					2/25/1914	H	W	30-28	2-0
Date	Site	W/L	Score	Series	2/10/1915	A	L	12-23	2-1
2/19/1983	H	W	55-54	1-0	2/27/1915	H	L	17-33	2-2
11/26/1985	A	W	70-64	2-0	2/12/1916	H	W	30-24	3-2
12/19/2002	A	L	55-84	2-1	2/26/1916	H	L	20-31	3-3
3/19/2003	H	L	49-67	2-2	2/17/1917	A	W	20-18	4-3
12/23/03	H	L	56-57	2-3	2/28/1917	H	L	19-23	4-4
3/19/2022	N	L	51-79	2-4	2/16/1918	H	W	31-24	5-4
Home: 1-2 (Robins Center: 1-2) Away: 1-1					2/23/1918	H	W	26-23	6-4
Neutral: 0-1					2/12/1919	H	L	23-35	6-5
					2/22/1919	A	L	1-63	6-6
Purdue (1-0)					2/14/1920	A	L	26-29	6-7
Date	Site	W/L	Score	Series	2/25/1920	H	L	15-41	6-8
11/27/2010	N	W	65-54	1-0	2/19/1921	H	W	30-17	7-8
					1/20/1922	A	W	44-14	8-8
Quantico Marines (2-4)					2/22/1922	H	W	30-17	9-8
Date	Site	W/L	Score	Series	1/23/1923	A	W	45-14	10-8
1/7/1947	A	W	65-51	1-0	2/22/1923	H	W	30-10	11-8
12/6/1947	A	L	37-42	1-1	2/6/1924	A	W	22-5	12-8
12/15/1948	A	L	57-59	1-2	2/12/1924	H	W	53-14	13-8
12/13/1949	A	W	66-61	2-2	1/21/1925	H	W	33-20	14-8
12/4/19540	A	L	57-67	2-3	2/10/1925	A	W	38-25	15-8
12/5/1951	A	L	50-64	2-4	1/18/1926	H	L	26-39	15-9
Away: 2-4					2/6/1926	A	W	50-24	16-9
					1/26/1927	H	W	60-14	17-9
Queens (1-0)					2/24/1927	A	W	39-28	18-9
Date	Site	W/L	Score	Series	1/21/1928	H	L	49-52	18-10
11/25/2023	H	W	90-61	1-0	2/8/1928	A	W	43-32	19-10
					1/23/1929	H	W	51-37	20-10
Radford (17-3)					3/2/1929	A	L	30-41	20-11
Date	Site	W/L	Score	Series	2/8/1930	H	L	48-52 (OT)	20-12
11/29/1980	H	W	103-64	1-0	3/1/1930	A	L	25-33	20-13
1/16/1982	H	W	75-66	2-0	2/19/1931	A	L	25-36	20-14
11/29/1982	H	W	68-61	3-0	2/28/1931	H	L	35-52	20-15
11/30/1983	H	W	75-57	4-0	2/13/1932	H	W	34-27	21-15
2/14/1985	H	W	71-42	5-0					

# Richmond Men's Basketball

# 2025 Offseason Record Book

2/27/1932	A	W	33-20	22-15	2/22/2003	H	W	70-69 (OT)	5-2
2/1/1933	A	W	37-32	23-15	2/25/2004	A	L	54-56	5-3
2/25/1933	H	W	50-40	24-15	1/15/2005	H	W	65-55	6-3
1/9/1935	H	W	36-13	25-15	3/9/2005	N	W	68-60	7-3
2/21/1935	A	W	45-14	26-15	1/21/2006	A	L	46-58	7-4
1/7/1936	H	W	70-41	27-15	3/3/2007	H	W	71-69	8-4
2/21/1936	A	W	31-15	28-15	1/30/2008	A	L	64-78	8-5
1/15/1937	H	W	29-23	29-15	1/21/2009	H	W	78-75	9-5
1/30/1937	A	W	36-25	30-15	2/10/2010	A	W	69-67	10-5
12/13/1937	H	W	35-20	31-15	1/13/2011	H	L	74-78	10-6
1/29/1938	A	W	27-15	32-15	3/11/2011	N	W	55-45	11-6
1/28/1939	A	W	38-24	33-15	1/7/2012	A	W	70-53	12-6
2/8/1939	H	W	32-17	34-15	1/9/2013	H	W	64-61	13-6
12/18/1939	H	W	45-11	35-15	3/1/2014	A	L	43-66	13-7
1/27/1940	A	W	39-19	36-15	2/8/2015	H	L	74-79	13-8
12/16/1940	H	W	39-25	37-15	1/5/2016	A	L	65-77	13-9
1/25/1941	A	W	40-29	38-15	1/25/2017	H	W	73-62	14-9
12/16/1941	H	W	51-25	39-15	2/13/2018	A	L	67-85	14-10
1/31/1942	A	W	36-26	40-15	1/9/2019	H	L	67-78	14-11
1/5/1943	H	W	38-35	41-15	1/5/2020	A	W	69-61	15-11
2/12/1946	H	L	44-49	41-16	1/6/2021	H	W	80-73	16-11
2/20/1946	A	L	36-38	41-17	1/25/2022	A	W	70-63	17-11
2/12/1947	H	W	60-46	42-17	3/10/2022	N	W	64-59	18-11
3/3/1947	A	W	44-39	43-17	1/17/2023	H	W	64-57	19-11
1/14/1948	H	W	48-47 (OT)	44-17	2/21/2024	A	W	85-77	20-11
3/2/1948	A	W	69-66	45-17	1/11/2025	H	L	64-67 (OT)	20-12
2/1/1949	H	W	74-48	46-17	Home: 11-4 (Robins Center: 9-4)				
2/28/1949	A	W	62-60	47-17	Away: 6-8 Neutral: 3-0				
2/6/1950	H	W	78-55	48-17					
2/28/1950	A	W	55-50	49-17	Rice (3-0)				
2/27/1951	A	L	61-68	49-18	Date	Site	W/L	Score	Series
2/29/1952	H	W	83-63	50-18	11/28/1986	H	W	73-66	1-0
1/15/1953	H	W	78-57	51-18	11/20/2007	H	W	61-55	2-0
2/5/1953	A	W	74-68 (OT)	52-18	1/3/2009	H	W	74-43	3-0
12/5/1953	H	W	93-30	53-18	Home: 3-0 (Robins Center: 3-0)				
1/13/1954	A	W	57-44	54-18					
12/10/1954	H	W	119-52	55-18	Richmond Air Base (1-3)				
12/3/1955	H	W	96-53	56-18	Date	Site	W/L	Score	Series
12/3/1958	N	W	64-58	57-18	12/10/1942	H	W	33-31	1-0
12/2/1959	N	W	76-75 (OT)	58-18	1/22/1944	H	L	44-51	1-1
2/28/1977	H	L	64-71	58-19	2/5/1944	H	L	62-65	1-2
12/19/1977	H	W	53-46	59-19	12/9/1944	H	L	50-52	1-3
2/14/1979	A	W	45-44	60-19	Home: 1-3				
2/9/1983	A	W	59-49	61-19					
11/15/2008	H	W	81-57	62-19	Richmond Anti Aircraft (1-0)				
Home: 33-11 (Robins Center: 2-1)				Date	Site	W/L	Score	Series	
Away: 27-8 Neutral: 2-0				12/7/1942	H	W	34-24	1-0	

## Rhode Island (20-12)

Date	Site	W/L	Score	Series
12/18/1959	H	W	82-71	1-0
12/19/1970	A	L	71-102	1-1
2/12/1972	H	W	84-76 (2OT)	2-1
1/12/1977	H	W	79-74	3-1
1/25/1978	A	L	48-87	3-2
2/20/2002	A	W	52-51 (OT)	4-2

## Richmond Athletic Club (1-0)

Date	Site	W/L	Score	Series
2/9/1921	H	W	41-40 (3OT)	1-0

Richmond Blues (5-0)				
Date	Site	W/L	Score	Series
12/6/1913	A	W	18-10	1-0
1/28/1914	A	W	43-21	2-0

# Richmond Men's Basketball

# 2025 Offseason Record Book

2/14/1922	H	W	21-16	3-0	Robnors (0-1)					
1/19/1923	H	W	30-13	4-0	Date	Site	W/L	Score	Series	
1/12/1924	H	W	33-32	5-0	2/5/1921	A	L	34-54	0-1	
Home: 3-0 Away: 0-2										

Richmond Gray's (1-0)					Rollins (1-0)					
Date	Site	W/L	Score	Series	Date	Site	W/L	Score	Series	
1/27/1915	A	W	46-24	1-0	12/27/1974	A	W	80-77	1-0	

Richmond Howitzers (0-3)					Rotary Club (1-0)					
Date	Site	W/L	Score	Series	Date	Site	W/L	Score	Series	
12/4/1913	H	L	12-40	0-1	1/15/1932	H	W	37-17	1-0	
1/22/1914	H	L	21-29	0-2	Rutgers (1-0)					
2/25/1915	A	L	24-25	0-3	Date	Site	W/L	Score	Series	
Home: 0-2 Away: 0-1										
					11/23/2011	N	W	58-53	1-0	

Richmond Prof Institute (1-0)					Sacred Heart (1-0)					
Date	Site	W/L	Score	Series	Date	Site	W/L	Score	Series	
12/3/1953	H	W	94-63	1-0	11/19/2011	H	W	83-58	1-0	

Richmond YMCA (0-2)					St. Bonaventure (19-15)					
Date	Site	W/L	Score	Series	Date	Site	W/L	Score	Series	
1/26/1918	H	L	19-40	0-1	2/6/2002	A	W	78-66	1-0	
2/2/1918	A	L	31-39	0-2	3/7/2002	N	W	78-69	2-0	
Home: 0-1 Away: 0-1										
					2/8/2003*	H*	W*	55-61*	3-0*	

Rider (1-0)					3/5/2005					
Date	Site	W/L	Score	Series	Date	Site	W/L	Score	Series	
3/13/1984	N	W	89-65	1-0	2/12/2006	A	L	57-71	5-1	

Roanoke (10-6)					1/10/2007					
Date	Site	W/L	Score	Series	Date	Site	W/L	Score	Series	
2/13/1914	A	L	19-54	0-1	1/27/2007	H	L	53-61	7-2	
1/25/1924	H	W	41-17	1-1	1/16/2008	H	W	75-64	8-2	
2/9/1926	H	W	37-35	2-1	2/27/2008	A	W	82-71	9-2	
2/16/1927	H	L	27-29	2-2	1/17/2009	H	L	67-71	9-3	
1/15/1929	H	W	37-29	3-2	3/11/2009	N	W	65-49	10-3	
1/13/1930	A	W	37-22	4-2	2/13/2010	A	W	68-49	11-3	
2/3/1931	A	W	27-24	5-2	2/20/2011	H	W	82-65	12-3	
2/25/1931	H	W	34-17	6-2	1/28/2012	A	L	47-62	12-4	
2/23/1932	A	W	34-28	7-2	2/16/2013	H	W	83-80 (OT)	13-4	
1/10/1933	H	L	40-45	7-3	1/8/2014	A	L	70-84	13-5	
1/12/1934	H	W	47-31	8-3	2/5/2014	H	W	64-62	14-5	
1/27/1934	A	L	19-26	8-4	1/11/2015	H	W	60-41	15-5	
1/19/1935	A	W	43-29	9-4	2/18/2015	A	W	71-56	16-5	
2/11/1935	H	W	53-22	10-4	1/31/2016	A	L	68-84	16-6	
2/18/1939	H	L	25-37	10-5	1/11/2017	H	W	78-61	17-6	
12/9/1978	H	L	57-72	10-6	2/10/2018	A	L	88-97	17-7	
Home: 6-4 (Robins Center: 0-1) Away: 4-2										
					3/9/2018	N	L	77-83	17-8	

Robert Morris (1-0)					1/2/2021					
Date	Site	W/L	Score	Series	Date	Site	W/L	Score	Series	
11/20/2016	H	W	81-69	1-0	2/4/2021	H	W	71-61	18-11	
					3/4/2022	A	L	65-72	18-12	
					1/14/2023	A	L	63-71	18-13	
					2/1/2023	H	L	62-66	18-14	
					1/6/2024	H	W	65-54	19-14	
					1/15/2025	A	L	49-63	19-15	

# Richmond Men's Basketball

# 2025 Offseason Record Book

\* Officially ruled a win due to sanctions vs SBU

Home: 11-5 (Robins Center: 11-5)

Away: 6-9 Neutral: 2-1

## Saint Francis Brooklyn (2-0)

Date	Site	W/L	Score	Series
3/18/2015	H	W	84-74	1-0
11/14/2018	H	W	88-66	2-0

Home: 2-0 (Robins Center: 2-0)

## Saint Francis (Pa.) (3-1)

Date	Site	W/L	Score	Series
12/15/1965	A	L	78-83	0-1
1/4/1980	N	W	90-89	1-1
3/3/1981	A	W	98-78	2-1
11/8/2019	H	W	100-98 (OT)	3-1

Home: 1-0 (Robins Center: 1-0)

Away: 1-1 Neutral: 1-0

## Saint John's (Md.) (2-1)

Date	Site	W/L	Score	Series
1/21/1927	H	W	51-18	1-0
1/28/1928	H	W	34-27	2-0
2/1/1929	H	L	41-44	2-1

## Saint John's (N.Y.) (1-3)

Date	Site	W/L	Score	Series
2/11/1954	A	L	59-62	0-1
2/25/1958	H	L	67-73	0-2
2/5/1959	A	L	76-85	0-3
3/18/2009	H	W	75-69	1-3

Home: 1-1 Away: 0-2

## Saint Joseph's (12-23)

Date	Site	W/L	Score	Series
2/13/1954	A	L	59-71	0-1
12/19/1957	A	L	64-90	0-2
12/13/1961	A	L	56-77	0-3
11/25/1977	H	L	57-85	0-4
3/14/1986	N	L	59-60	0-5
2/13/2002	H	W	61-59	1-5
3/1/2003	A	L	59-75	1-6
1/6/2004	H	L	60-71	1-7
2/16/2005	A	L	36-49	1-8
3/10/2005	N	L	51-63	1-9
2/25/2006	A	L	39-70	1-10
2/24/2007	H	W	78-68	2-10
1/12/2008	A	L	63-81	2-11
3/13/2008	H	L	47-61	2-12
1/28/2009	H	L	58-68	2-13
2/3/2010	A	W	68-58	3-13
2/2/2011	H	W	62-52	4-13
3/2/2011	A	W	69-54	5-13
2/1/2012	H	L	60-70	5-14
2/22/2012	A	W	52-49	6-14
2/13/2013	A	L	55-61	6-15

1/25/2014	H	W	77-62	7-15
2/28/2015	A	W	63-57	8-15
1/2/2016	H	L	73-77	8-16
1/14/2017	A	W	70-66	9-16
2/24/2018	H	L	70-72	9-17
1/23/2019	A	L	70-74	9-18
1/2/2020	H	W	84-52	10-18
1/26/2021	A	W	79-56	11-18
3/1/2021	H	L	73-76	11-19
12/30/2021	H	L	56-83	11-20
3/1/2023	A	L	67-83	11-21
3/6/2024	H	W	73-66	12-21
3/14/2024	N	L	61-66	12-22
2/22/2025	A	L	62-78	12-23

Home: 6-8 (Robins Center: 6-8)

Away: 6-11 Neutral: 0-4

## Saint Louis (11-14)

Date	Site	W/L	Score	Series
1/18/2006	H	W	65-54	1-0
2/28/2007	A	L	68-78	1-1
2/10/2008	H	L	55-64	1-2
1/25/2009	A	W	70-62	2-2
2/8/2009	H	L	72-85	2-3
1/9/2010	A	L	58-63	2-4
1/30/2010	H	W	62-36	3-4
2/12/2011	H	W	64-52	4-4
2/15/2012	A	L	50-64	4-5
2/9/2013	H	L	46-56	4-6
1/29/2014	A	L	57-77	4-7
3/7/2015	H	W	67-51	5-7
2/10/2016	A	W	67-53	6-7
3/4/2017	H	W	72-62	7-7
1/6/2018	A	L	62-69	7-8
2/17/2018	H	L	66-72	7-9
1/30/2019	A	W	84-81	8-9
3/14/2019	N	L	68-71	8-10
1/11/2020	H	L	58-74	8-11
2/26/2021	A	L	67-72	8-12
1/2/2022	A	L	69-76	8-13
2/25/2022	H	W	68-66	9-13
2/21/2023	H	W	81-78	10-13
2/28/2024	A	W	80-64	11-13
1/18/2025	H	L	59-63	11-14

Home: 7-6 (Robins Center: 7-6)

Away: 4-7 Neutral: 0-1

## Saint Mary's (1-1)

Date	Site	W/L	Score	Series
12/6/1985	N	W	75-63	1-0
3/18/2010	N	L	71-80	1-1

Neutral: 1-1

## St. Mary's (Md.) (1-0)

Date	Site	W/L	Score	Series
2/14/2021	H	W	90-49	1-0

# Richmond Men's Basketball

# 2025 Offseason Record Book

Samford (1-0)					1/26/1981	A	L	77-93	4-6
Date	Site	W/L	Score	Series	1/1/1982	H	W	58-45	5-6
12/6/1997	N	W	70-38	1-0	1/3/1983	A	L	72-73	5-7
San Diego (0-1)					2/1/1984	H	W	70-58	6-7
Date	Site	W/L	Score	Series	12/2/1989	H	W	66-60	7-7
12/21/1993	A	L	64-87	0-1	3/12/1998	N	W	62-61	8-7
San Diego State (1-0)					11/25/03	N	L	61-67	8-8
Date	Site	W/L	Score	Series	12/16/2009	A	L	58-76	8-9
11/24/1991	A	W	78-68	1-0	Home: 6-2 (Robins Center: 3-1)				
San Francisco (1-1)					Away: 1-5 Neutral: 1-2				
Date	Site	W/L	Score	Series	South Florida (4-1)				
12/6/1997	A	L	60-64	0-1	Date	Site	W/L	Score	Series
11/24/2003	N	W	66-59	1-1	1/2/1980	A	W	83-64	1-0
Away: 0-1 Neutral: 1-0					12/13/2003	A	W	70-58	2-0
Seton Hall (3-0)					12/11/2004	H	W	78-72	3-0
Date	Site	W/L	Score	Series	12/5/2006	A	W	56-46	4-0
11/19/2004	A	W	77-71	1-0	12/5/2007	H	L	65-79	4-1
12/01/2005	H	W	60-49	2-0	Home: 1-1 (Robins Center 1-1) Away: 3-0				
12/26/2010	A	W	69-61	3-0	Southern (1-0)				
Home: 1-0 (Robins Center: 1-0) Away: 2-0					Date	Site	W/L	Score	Series
Siena (2-1)					11/22/2010	H	W	81-40	1-0
Date	Site	W/L	Score	Series	Southern California (0-2)				
1/14/1993	H	W	69-67	1-0	Date	Site	W/L	Score	Series
1/8/1994	A	L	57-88	1-1	12/23/1981	A	L	78-83	0-1
11/11/2023	H	W	90-48	2-1	12/2/1986	H	L	51-63	0-2
Home: 2-0 (Robins Center: 2-0) Away: 0-1					Home: 0-1 (Robins Center: 0-1) Away: 0-1				
SMU (0-2)					Southern Utah (1-0)				
Date	Site	W/L	Score	Series	Date	Site	W/L	Score	Series
1/4/1999	H	L	61-65	0-1	12/28/1989	A	W	95-83	1-0
12/16/1999	A	L	77-78	0-2	Stanford (2-0)				
Home: 0-1 (Robins Center: 0-1) Away: 0-1					Date	Site	W/L	Score	Series
South Alabama (3-0)					12/17/2002	A	W	83-69	2-0
Date	Site	W/L	Score	Series	Away: 2-0				
12/18/2014	H	W	65-54	1-0	Stanton Military (2-1)				
12/29/2018	A	W	91-82	2-0	Date	Site	W/L	Score	Series
12/8/2019	H	W	75-57	3-0	1/20/1916	A	W	34-32	1-0
Home: 2-0 (Robins Center: 2-0) Away: 1-0					1/25/1917	A	W	20-16	2-0
South Carolina (8-9)					1/22/1920	A	L	22-32	2-1
Date	Site	W/L	Score	Series	Away: 2-1				
1/16/1922	H	W	27-25	1-0	Stetson (5-1)				
2/27/1941	N	L	32-41	1-1	Date	Site	W/L	Score	Series
2/11/1950	H	W	65-60	2-1	1/29/1977	H	W	69-60	1-0
12/15/1952	A	W	84-78	3-1	1/3/1978	A	L	56-73	1-1
12/29/1959	H	L	75-86	3-2	2/7/1979	H	W	101-88	2-1
1/28/1965	A	L	60-73	3-3	1/5/1983	A	W	53-52	3-1
2/4/1965	H	W	76-58	4-3	12/15/2012	H	W	76-57	4-1
2/2/1977	A	L	63-95	4-4	11/15/2015	H	W	108-85	5-1
2/25/1978	H	L	48-93	4-5	Home: 4-0 (Robins Center: 4-0) Away: 1-1				

# Richmond Men's Basketball

## 2025 Offseason Record Book

### Stevens Tech (1-1)

Date	Site	W/L	Score
1/30/1925	H	L	17-24
2/4/1926	H	W	41-31

Home: 1-1

Date	Site	W/L	Score	Series
12/2/1964	A	L	66-97	0-1
12/1/1967	A	L	45-93	0-2
12/22/1984	A	L	64-77	0-3
Away: 0-3				

### Stockton State (1-0)

Date	Site	W/L	Score
2/16/1981	H	W	73-59

### Tennessee Tech (0-2)

Date	Site	W/L	Score	Series
12/18/1961	A	L	82-94	0-1
1/20/1962	H	L	70-83	0-2

Home: 0-1 Away: 0-1

### Syracuse (1-4)

Date	Site	W/L	Score
3/14/1991	N	W	73-69
12/3/1999	A	L	60-74
3/20/2002	H	L	46-62
11/18/2008	A	L	71-76
11/21/2022	N	L	71-74 (OT)

Home: 0-1 (Robins Center: 0-1)

Away: 0-2 Neutral: 1-1

### Texas A&M (1-0)

Date	Site	W/L	Score	Series
12/12/1957	H	W	70-50	1-0

### Texas-Arlington (1-0)

Date	Site	W/L	Score	Series
2/6/1969	H	W	98-89	1-0

### Tampa (1-0)

Date	Site	W/L	Score
11/30/1984	N	W	68-59

### Texas-El Paso (1-0)

Date	Site	W/L	Score	Series
3/25/2009	H	L	69-81	0-1

### TCU (0-1)

Date	Site	W/L	Score
3/21/2017	A	L	68-86

### Texas-Pan American (1-0)

Date	Site	W/L	Score	Series
12/11/1995	N	W	74-71	1-0

### Temple (10-11)

Date	Site	W/L	Score
1/3/1955	H	L	71-80
3/24/1988	N	L	47-69
3/15/1989	H	W	70-56
3/16/1991	N	L	64-77
1/23/2002	A	W	75-68
1/11/2003	H	W	61-42
3/13/2003	N	L	52-66
1/17/2004	A	W	59-52
3/11/2004	N	W	67-47
2/19/2005	H	L	53-59
2/22/2006	A	L	30-69
1/31/2007	H	L	59-80
2/6/2008	H	W	64-58
1/31/2009	A	L	65-74
2/6/2010	H	W	71-54
3/14/2010	N	L	52-56
2/17/11	A	L	53-73
3/12/11	N	W	58-54
1/14/2012	H	W	76-65
1/30/2013	A	L	64-71
11/22/2022	N	W	61-49

Home: 5-3 (Robins Center: 5-2)

Away: 2-4 Neutral: 3-4

### Texas Tech (0-2)

Date	Site	W/L	Score	Series
12/29/2015	A	L	70-85	0-1
12/17/2016	H	L	72-79	0-2

Home: 0-1 (Robins Center: 0-1) Away: 0-1

### Toledo (2-1)

Date	Site	W/L	Score	Series
3/17/2021	N	W	76-66	1-0
12/11/2021	H	W	72-69	2-0
11/30/2022	A	L	67-90	2-1

Home: 1-0 (Robins Center: 1-0)

Away: 0-1 Neutral: 1-0

### Towson (0-1)

Date	Site	W/L	Score	Series
1/31/1980	H	L	83-88	0-1

### Tulane (1-3)

Date	Site	W/L	Score	Series
2/10/1975	H	W	80-79	1-0
2/4/1976	A	L	79-84	1-1
12/27/2005	A	L	41-64	1-2
12/28/2006	A	L	63-75	1-3

Home: 1-1 (Robins Center: 1-1) Away: 0-2

### Tulsa (1-0)

Date	Site	W/L	Score	Series
12/4/1987	N	W	64-60	1-0

# Richmond Men's Basketball

# 2025 Offseason Record Book

UAB (4-2)					2/24/1988	A	W	61-60	7-3
Date	Site	W/L	Score	Series	3/6/1988	N	W	54-53	8-3
3/20/1989	H	L	61-64	0-1	1/5/1989	H	W	78-60	9-3
11/24/2001	A	W	60-59	1-1	2/8/1989	A	L	64-68	9-4
12/4/2002	H	W	72-68	2-1	3/5/1989	N	L	56-59	9-5
11/29/2003	A	L	75-83	2-2	1/20/1990	A	W	71-60	10-5
12/17/2004	H	W	98-81	3-2	2/17/1990	H	W	77-70	11-5
11/20/2017	N	W	63-50	4-2	3/3/1990	N	W	67-52	12-5
Home: 2-1 (Robins Center: 2-1)					1/19/1991	H	W	74-57	13-5
Away: 1-1 Neutral: 1-0					2/16/1991	A	W	81-64	14-5
					1/13/1992	A	W	82-73	15-5
					2/10/1992	H	W	79-69	16-5
UC Irvine (1-0)					1/9/1993	H	L	80-83	16-6
Date	Site	W/L	Score	Series	2/6/1993	A	W	91-69	17-6
1/16/1974	H	W	79-73	1-0	3/6/1993	N	L	58-71	17-7
					1/26/1994	A	L	74-75 (OT)	17-8
UC Santa Barbara (0-1)					2/19/1994	H	W	66-63	18-8
Date	Site	W/L	Score	Series	0-1	1/14/1995	A	L	58-60
11/22/1991	A	L	60-67	0-1	2/13/1995	H	L	53-67	18-10
					3/4/1995	N	W	60-54	19-10
UCLA (0-1)					1/17/1996	H	L	47-64	19-11
Date	Site	W/L	Score	Series	0-1	2/26/1996	A	L	59-63
12/23/2011	A	L	63-71	0-1	1/20/1997	A	L	53-56	19-13
					2/15/1997	H	W	61-53	20-13
UMBC (1-1)					1/10/1998	H	W	61-58	21-13
Date	Site	W/L	Score	Series	0-1	2/9/1998	A	L	59-62
11/17/2007	H	L	68-70	0-1	3/1/1998	N	W	79-64	22-14
12/10/2016	H	W	78-75	1-1	1/9/1999	H	W	56-47	23-14
Home: 1-1 (Robins Center: 1-1)					1/30/1999	A	L	65-73	23-15
					1/5/2000	A	W	63-57	24-15
UMKC (1-0)					2/2/2000	H	W	49-48	25-15
11/25/2008	N	W	85-74	1-0	3/6/2000	N	L	47-57	25-16
					1/17/2001	A	W	41-37	26-16
UNC Asheville (1-0)					Series	1/31/2001	H	W	73-70
Date	Site	W/L	Score	Series	1-0	12/28/2008	A	W	76-69
12/29/1997	N	W	71-55	1-0	12/28/2009	H	W	66-64	28-16
					11/13/2012	H	W	101-58	30-16
UNC Greensboro (4-0)					Home: 16-4 (Robins Center: 16-4)				
Date	Site	W/L	Score	Series	Away: 10-8 Neutral: 4-4				
12/30/1997	N	W	83-72	1-0					
12/22/2009	H	W	89-63	2-0					
12/22/2010	A	W	63-53	3-0	Union Theological (11-1)				
12/30/2011	H	W	78-58	4-0	Date	Site	W/L	Score	Series
Home: 2-0 (Robins Center: 2-0)					1/16/1914	H	W	32-21	1-0
Neutral: 1-0 Away: 1-0					12/12/1919	H	L	18-32	1-1
					2/7/1922	H	W	48-21	2-1
					2/3/1923	H	W	49-12	3-1
UNC Wilmington (30-16)					Series	1/8/1924	H	W	37-13
Date	Site	W/L	Score	Series	1-0	1/15/1925	H	W	38-18
12/21/1983	H	W	65-48	1-0	2-0	2/2/1927	H	W	61-10
1/12/1985	A	W	75-52	2-0	3-0	12/5/1936	H	W	65-16
1/30/1985	H	W	70-54	3-0	4-0	2/11/1943	H	W	79-19
1/13/1986	H	W	79-63	4-0	5-0	12/10/1945	H	W	64-26
2/10/1986	A	W	70-59	5-0	5-1	12/10/1946	H	W	90-24
1/12/1987	A	L	63-84	5-1	5-2	1/6/1948	H	W	64-41
2/7/1987	H	L	54-56	5-2	5-3	Home: 11-1			
3/1/1987	N	L	63-69	5-3	6-3				
1/27/1988	H	W	73-66	6-3					



# Richmond Men's Basketball

## 2025 Offseason Record Book

UNLV (1-0)					12/18/1987	A	W	60-58	11-20
Date	Site	W/L	Score	Series	1/4/1988	A	L	53-72	11-21
11/21/2023	N	W	82-65	1-0	12/7/1988	H	W	74-58	12-21
					12/6/1989	A	W	66-54	13-21
Upsala (2-0)					12/5/1990	H	W	67-63	14-21
Date	Site	W/L	Score	Series	12/29/1990	A	L	66-72	14-22
1/23/1980	H	W	92-86	1-0	12/4/1991	A	L	70-73	14-23
1/17/1981	H	W	80-74	2-0	11/28/1991	A	W	72-71	15-23
Home: 2-0 (Robins Center: 2-0)					12/9/1992	H	L	63-82	15-24
					12/18/1993	A	W	76-61	16-24
Utah State (0-1)					1/11/1995	H	L	72-78	16-25
Date	Site	W/L	Score	Series	1/20/1996	A	L	51-79	16-26
11/12/2021	N	L	74-85	0-1	2/24/1996	H	L	67-69	16-27
					3/2/1996	A	L	55-89	16-28
Vanderbilt (3-2)					1/25/1997	H	L	71-86	16-29
Date	Site	W/L	Score	Series	2/24/1997	A	L	45-56	16-30
12/28/1977	A	L	68-101	0-1	1/24/1998	A	W	56-52	17-30
11/25/1978	H	L	59-70	0-2	2/21/1998	H	W	67-61	18-30
3/17/2011	N	W	69-66	1-2	1/23/1999	H	W	68-64	19-30
11/14/2019	H	W	93-92 (OT)	2-2	2/13/1999	A	W	78-72	20-30
12/16/2020	A	W	78-67	3-2	2/26/1999	A	L	57-64	20-31
Home: 1-1 (Robins Center: 1-1)					2/8/2000	H	W	69-57	21-31
Away: 1-1 Neutral:1-0					2/26/2000	A	L	77-80	21-32
					2/17/2001	H	W	70-66	22-32
VCU (33-62)					2/27/2001	A	W	72-54	23-32
Date	Site	W/L	Score	Series	12/1/2001	H	L	54-65	23-33
1/29/1976	H	W	71-65	1-0	12/7/2002	A	L	68-73 (OT)	23-34
2/10/1976	A	W	68-66	2-0	12/3/2003	H	W	70-52	24-34
12/4/1976	A	W	68-66 (OT)	3-0	12/11/2004	A	L	50-58	24-35
12/30/1976	A	W	58-55	4-0	12/10/2005	A	L	37-49	24-36
2/26/1977	H	W	78-75 (OT)	5-0	12/9/2006	H	L	54-68	24-37
11/26/1977	H	L	62-79	5-1	12/8/2007	A	L	45-65	24-38
1/21/1978	A	L	63-82	5-2	12/13/2008	H	L	77-76	24-39
2/11/1978	A	L	66-67	5-3	12/12/2009	A	L	57-65	24-40
12/7/1978	A	L	71-84	5-4	12/11/2010	H	W	72-60	25-40
1/27/1979	H	L	92-96	5-5	12/9/2011	A	L	51-73	25-41
12/1/1979	H	L	67-69	5-6	1/24/2013	H	W	86-74 (OT)	26-41
12/29/1979	A	L	71-86	5-7	3/6/2013	A	L	82-93	26-42
2/20/1980	H	W	76-67	6-7	2/1/2014	A	L	70-81	26-43
12/9/1980	A	L	76-88	6-8	3/6/2014	H	L	50-56	26-44
1/31/1981	H	L	55-66	6-9	3/14/2014	N	L	53-71	26-45
12/30/1981	A	L	53-59	6-10	1/31/2015	A	W	64-55	27-44
2/8/1982	A	L	63-77	6-11	2/25/2015	H	W	67-63 (2OT)	28-44
2/10/1982	H	W	64-59	7-11	3/13/2015	N	L	67-70	28-46
12/8/1982	A	L	48-54	7-12	1/16/2016	H	L	89-94 (OT)	28-47
12/30/1982	A	L	74-80	7-13	2/19/2016	A	L	74-87	28-48
1/8/1983	H	L	56-65	7-14	2/1/2017	A	L	74-91	28-49
12/10/1983	A	L	45-59	7-15	2/17/2017	H	L	73-84	28-50
12/30/1983	H	L	47-61	7-16	3/11/2017	N	L	77-87 (OT)	28-51
2/14/1984	H	W	56-51	8-16	1/17/2018	A	W	67-52	29-51
12/4/1984	H	L	60-69	8-17	2/7/2018	H	W	77-76	30-51
12/28/1984	A	L	52-68	8-18	2/13/2019	A	L	60-81	30-52
12/3/1985	A	W	64-59	9-18	3/2/2019	H	L	66-69	30-53
12/20/1985	A	W	67-65 (OT)	10-18	1/28/2020	A	L	68-87	30-54
12/30/1986	A	L	57-60	10-19	2/15/2020	H	W	77-59	31-54
1/22/1987	H	L	66-79	10-20	2/17/2021	A	L	56-68	31-55

# Richmond Men's Basketball

# 2025 Offseason Record Book

1/29/2022	H	L	62-64	31-56	2/28/1938	H	W	42-27	7-17
2/18/2022	A	L	57-77	31-57	1/16/1939	A	L	28-45	7-18
3/11/2022	N	W	75-64	32-57	2/6/1939	H	W	32-30 (OT)	8-18
1/20/2023	H	L	62-74	32-58	2/16/1940	H	W	27-21	9-18
2/24/2023	A	L	58-73	32-59	2/26/1940	A	L	20-36	9-19
2/3/2024	A	L	52-63	32-60	1/13/1941	H	L	18-37	9-20
3/2/2024	H	W	79-76	33-60	1/28/1941	A	L	22-37	9-21
2/1/2025	A	L	49-90	33-61	1/10/1942	A	W	25-17	10-21
2/25/2025	H	L	60-78	33-62	2/5/1942	H	L	24-36	10-22
Home: 18-22 (Robins Center: 18-21)					1/14/1943	H	W	50-48	11-22
Away: 14-37 Neutral 1-3					2/9/1943	A	W	41-33	12-22
					1/13/1944	A	W	43-31	13-22

## Vermont (0-1)

Date	Site	W/L	Score	Series	Date	Site	W/L	Score	Series
11/29/2017	H	L	65-71	0-1	2/8/1944	H	W	46-38	14-22
					1/6/1945	A	L	24-30	14-23
					1/16/1946	A	L	47-49	14-24
					2/4/1946	H	W	50-39	15-24
					1/17/1947	H	W	44-40	16-24

## Villanova (3-4)

Date	Site	W/L	Score	Series	Date	Site	W/L	Score	Series
1/5/1955	H	W	92-82	1-0	2/25/1947	A	L	54-55 (2OT)	16-25
2/11/1956	H	W	103-73	2-0	1/31/1948	A	L	54-62	16-26
2/16/1957	A	W	65-64	3-0	2/7/1948	H	L	57-70	16-27
1/10/1973	H	L	74-79	3-1	1/13/1949	A	L	61-68	16-28
12/1/1973	A	L	58-71	3-2	2/12/1949	H	W	59-58	17-28
1/11/1994	H	L	80-81	3-3	1/14/1950	H	W	76-62	18-28
12/22/1994	A	L	70-101	3-4	2/8/1950	A	L	46-70	18-29
Home: 2-2 (Robins Center: 0-2) Away: 1-2					2/8/1951	A	W	68-67	19-29
					2/17/1951	H	L	49-68	19-30
					1/11/1952	A	L	64-75	19-31
					2/9/1952	H	L	47-79	19-32

## Virgin Islands (1-0)

Date	Site	W/L	Score	Series	Date	Site	W/L	Score	Series
1/17/1970	H	W	122-61	1-0	2/7/1953	H	W	93-85	20-32
					2/24/1953	A	W	88-81 (OT)	21-32
					1/7/1954	A	W	78-69	22-32
					2/5/1954	H	W	107-84	23-32

## Virginia (36-52)

Date	Site	W/L	Score	Series	Date	Site	W/L	Score	Series
1/20/1915	A	L	14-59	0-1	2/19/1955	H	W	92-88	24-32
1/19/1916	A	L	23-58	0-2	12/10/1955	H	W	74-72	25-32
1/24/1917	A	L	20-31	0-3	12/8/1956	H	W	65-59	26-32
1/25/1918	A	L	34-64	0-4	1/8/1957	A	W	56-30	27-32
1/20/1920	A	L	13-55	0-5	12/7/1957	A	W	64-51	28-32
2/26/1920	H	L	17-46	0-6	12/6/1958	H	W	72-66	29-32
1/19/1921	A	L	15-33	0-7	12/5/1959	A	L	67-85	29-33
2/24/1921	H	L	30-35	0-8	12/10/1960	H	W	80-68	30-33
1/23/1922	A	L	21-28	0-9	12/4/1961	A	L	55-74	30-34
1/29/1923	A	L	21-32	0-10	12/8/1962	H	L	50-59	30-35
1/31/1924	A	L	13-23	0-11	12/7/1963	A	L	71-91	30-36
1/20/1925	A	L	24-34	0-12	12/12/1964	H	W	72-66	31-36
1/21/1926	A	L	29-55	0-13	12/11/1965	A	W	89-69	32-36
1/14/1927	A	W	22-17	1-13	12/8/1966	H	L	84-89	32-37
2/1/1928	A	L	30-38	1-14	1/3/1968	A	W	102-95	33-37
1/21/1930	A	L	35-36	1-15	12/5/1968	H	L	92-113	33-38
2/23/1931	A	L	18-28	1-16	12/20/1968	N	L	77-90	33-39
12/22/1934	H	W	25-16	2-16	12/19/1969	N	L	76-87	33-40
1/7/1935	A	W	50-28	3-16	12/21/1971	N	L	58-93	33-41
2/8/1936	A	W	53-23	4-16	2/10/1978	N	L	42-68	33-42
2/17/1936	H	W	47-32	5-16	12/29/1981	N	L	43-74	33-43
2/8/1937	H	L	25-38	5-17	12/29/1982	N	L	85-102	33-44
2/12/1938	A	W	35-27	6-17	12/1/1984	A	L	52-57	33-45
					12/21/1985	N	W	58-46	34-45

# Richmond Men's Basketball

# 2025 Offseason Record Book

12/21/1989	N	L	57-69	34-46	1/31/1953	H	W	86-54	16-17
12/29/1991	N	W	80-74	35-46	2/12/1953	A	W	77-71	17-17
12/9/1995	H	L	52-67	35-47	12/29/1953	N	W	63-53	18-17
1/30/1997	A	L	66-83	35-48	1/29/1954	H	W	99-75	19-17
11/16/1997	H	W	83-79 (2OT)	36-48	2/15/1954	A	W	83-61	20-17
12/21/1999	H	L	65-69	36-49	12/29/1954	H	W	84-57	21-17
11/28/2004	A	L	58-85	36-50	1/10/1955	H	W	63-61	22-17
11/22/2005	H	L	43-59	36-51	2/4/1955	A	W	70-65	23-17
3/18/2008	A	L	64-66	37-52	2/1/1956	A	W	66-60	24-17
Home: 20-14 (Robins Center: 1-3)					2/18/1956	H	L	71-73 (OT)	24-18
Away: 14-31 Neutral: 2-7					12/4/1956	A	L	71-79	24-19
					1/19/1957	H	L	47-49	24-20
Virginia Christian (0-2)					12/5/1957	A	W	72-62	25-20
Date	Site	W/L	Score	Series	1/4/1958	H	W	74-73	26-20
2/4/1914	H	L	31-35	0-1	1/3/1959	H	L	60-69	26-21
2/14/1914	A	L	30-53	0-2	2/10/1959	A	L	66-104	26-22
Home: 0-1 Away: 0-1					1/6/1960	H	L	65-73	26-23
					2/16/1960	A	L	53-85	26-24
Virginia State (1-0)					2/25/1960	H	L	58-78	26-25
Date	Site	W/L	Score	Series	12/7/1960	A	L	54-75	26-26
12/6/1980	H	W	102-79	1-0	2/4/1961	H	W	81-79	27-26
					1/17/1962	A	L	54-67	27-27
Virginia Tech (39-70)					2/17/1962	H	L	69-76	27-28
Date	Site	W/L	Score	Series	12/4/1962	A	L	68-76	27-29
1/21/1915	H	L	20-40	0-1	2/9/1963	H	L	72-90	27-30
2/2/1926	H	L	25-26	0-2	11/30/1963	A	L	53-77	27-31
2/22/1928	H	W	36-26	1-2	2/4/1964	H	L	85-103	27-32
1/29/1934	A	W	34-14	2-2	1/14/1965	A	L	58-68	27-33
2/15/1935	H	W	40-20	3-2	2/2/1965	H	L	74-94	27-34
1/17/1935	A	W	37-17	4-2	2/25/1965	N	L	63-103	27-35
1/19/1937	H	W	32-22	5-2	1/6/1966	A	L	73-88	27-36
2/25/1937	A	L	27-32	5-3	2/1/1966	H	W	82-81	28-36
1/14/1938	A	L	19-22	5-4	12/17/1966	A	L	61-76	28-37
1/18/1938	H	W	25-22	6-4	2/4/1967	H	L	71-89	28-38
1/14/1939	A	L	31-32	6-5	2/22/1967	A	L	80-87	28-39
2/3/1939	H	W	44-26	7-5	1/11/1968	H	L	71-80	28-40
2/2/1940	H	W	41-39	8-5	2/15/1968	A	L	71-91	28-41
2/7/1940	A	W	41-32	9-5	1/8/1969	A	L	67-77	28-42
2/7/1941	H	W	36-35	10-5	2/19/1969	H	W	78-77	29-42
2/18/1941	A	L	31-37	10-6	1/3/1970	A	L	59-69	29-43
2/3/1942	H	W	44-39	11-6	1/15/1970	H	L	59-66	29-44
2/9/1942	A	W	34-33	12-6	12/30/1970	N	L	57-77	29-45
1/28/1946	A	L	32-40	12-7	1/16/1971	H	W	74-73 (2OT)	30-45
2/1/1946	H	L	25-31	12-8	1/30/1971	A	L	58-89	30-46
1/31/1947	H	W	49-45	13-8	12/4/1971	A	L	58-83	30-47
2/11/1947	A	L	40-54	13-9	12/20/1971	N	L	54-82	30-48
2/6/1948	H	L	46-51	13-10	2/5/1972	H	L	65-82	30-49
2/16/1948	A	L	48-55	13-11	12/22/1972	A	L	61-71	30-50
1/29/1949	A	W	51-48	14-11	2/19/1973	H	W	94-93 (2OT)	31-50
2/5/1949	H	L	47-52	14-12	1/26/1974	A	L	68-72	31-51
1/31/1950	A	L	51-61	14-13	2/12/1974	H	W	90-86	32-51
2/10/1950	H	L	39-74	14-14	1/25/1975	H	L	69-83	32-52
2/1/1951	H	L	76-86	14-15	2/8/1975	A	L	79-106	32-53
2/14/1951	A	L	61-83	14-16	12/29/1976	N	L	58-59	32-54
2/1/1952	H	W	83-70	15-16	12/3/1977	N	L	76-86	32-55
2/6/1952	A	L	54-60	15-17	1/22/1979	A	L	80-100	32-56

# Richmond Men's Basketball

# 2025 Offseason Record Book

2/24/1979	H	L	91-93	32-57	2/22/1946	H	W	51-22	20-11
12/1/1980	A	L	78-81	32-58	2/8/1947	A	W	60-52	21-11
12/30/1980	N	L	79-83	32-59	2/21/1947	H	W	53-51	22-11
12/7/1981	H	L	68-70	32-60	1/10/1948	H	W	50-34	23-11
12/11/1982	A	L	66-86	32-61	2/10/1948	A	L	54-61	23-12
12/29/1983	H	W	61-56	33-61	1/7/1949	H	L	52-65	23-13
1/7/1984	A	L	63-83	33-62	2/15/1949	A	L	51-70	23-14
2/29/1984	H	W	55-53	34-62	1/21/1950	H	L	64-72	23-15
1/30/1986	A	L	67-71	34-63	2/15/1950	A	W	70-62	24-15
12/29/1986	N	L	69-79	34-64	1/13/1951	A	W	64-56	25-15
1/14/1987	H	W	77-62	35-64	1/27/1951	H	L	52-53	25-16
2/15/1988	A	L	74-87	35-65	1/15/1952	H	L	67-78	25-17
12/29/1988	N	L	68-79	35-66	2/20/1952	A	W	77-64	26-17
2/12/1990	H	W	86-82 (OT)	36-66	1/12/1953	A	W	75-65	27-17
12/28/1990	N	L	79-82	36-67	2/14/1953	H	W	87-76	28-17
2/4/1991	A	W	61-56	37-67	12/18/1953	H	W	75-62	29-17
11/29/1991	H	W	84-51	38-67	2/17/1954	A	W	94-76	30-17
1/3/2007	A	L	53-65	38-68	3/4/1954	N	W	84-66	31-17
1/3/2008	H	W	52-49	39-68	12/17/1954	H	W	94-74	32-17
1/14/2009	A	L	48-62	39-69	2/9/1955	A	W	78-54	33-17
3/17/2024	A	L	58-74	39-70	12/14/1955	H	W	96-54	34-17
Home: 27-23 (Robins Center: 8-3)					2/16/1956	A	W	90-68	35-17
Away: 11-38 Neutral: 1-9					12/15/1956	H	W	85-68	36-17
VMI (88-44)					2/20/1957	A	W	76-68	37-17
Date	Site	W/L	Score	Series	12/14/1957	H	W	65-59	38-17
1/22/1916	A	L	17-34	0-1	1/14/1958	A	L	62-66	38-18
1/27/1917	A	L	23-32	0-2	12/13/1958	H	W	82-39	39-18
1/22/1921	A	L	18-57	0-3	1/31/1959	A	W	70-61	40-18
1/28/1926	A	W	22-16	1-3	1/16/1960	H	L	76-77 (OT)	40-19
1/12/1927	A	W	48-23	2-3	2/15/1960	A	W	64-58	41-19
2/4/1931	A	L	28-33	2-4	12/29/1960	H	W	100-90	42-19
1/20/1934	A	W	32-20	3-4	1/14/1961	H	W	69-62	43-19
2/23/1934	H	W	37-19	4-4	2/21/1961	A	L	75-78	43-20
2/16/1935	A	W	53-37	5-4	1/13/1962	H	W	72-52	44-20
2/23/1935	H	W	50-30	6-4	2/7/1962	A	W	82-81 (OT)	45-20
2/15/1936	A	W	57-29	7-4	1/11/1963	A	L	77-79	45-21
2/22/1936	H	W	63-28	8-4	2/20/1963	H	L	60-85	45-22
2/10/1937	A	W	35-27	9-4	2/8/1964	H	W	96-90	46-22
2/20/1937	H	L	25-29	9-5	2/18/1964	A	L	83-98	46-23
2/9/1938	A	W	38-34	10-5	1/12/1965	H	W	71-65	47-23
2/19/1938	H	W	27-26	11-5	2/16/1965	A	W	81-80	48-23
2/15/1939	A	W	30-29	12-5	12/4/1965	A	W	77-73	49-23
2/25/1939	H	L	36-37	12-6	1/13/1966	H	W	103-88	50-23
3/1/1939	N	W	31-20	13-6	12/3/1966	A	W	76-74	51-23
2/12/1940	A	L	26-28	13-7	12/20/1966	H	W	89-65	52-23
2/24/1940	H	W	52-21	14-7	1/9/1968	A	L	85-91	52-24
2/1/1941	H	W	28-18	15-7	2/17/1968	H	W	86-76	53-24
2/15/1941	A	L	28-39	15-8	12/19/1968	N	W	90-80	54-24
1/16/1942	A	L	36-57	15-9	1/11/1969	A	W	89-74	55-24
2/20/1942	H	W	43-29	16-9	2/8/1969	H	W	104-88	56-24
2/5/1943	A	W	36-27	17-9	12/20/1969	N	W	69-61	57-24
2/20/1943	H	L	30-48	17-10	1/13/1970	A	L	70-71	57-25
2/22/1944	H	W	65-19	18-10	2/19/1970	H	W	78-54	58-25
1/22/1945	H	W	55-29	19-10	12/2/1970	N	W	75-57	59-25
1/7/1946	A	L	28-30	19-11	2/8/1971	A	L	63-73	59-26
					2/20/1971	H	W	93-77	60-26

# Richmond Men's Basketball

# 2025 Offseason Record Book

12/11/1971	H	W	73-61	61-26	1/9/1926	H	W	39-23	2-1
2/24/1972	A	L	74-79 (20T)	61-27	2/22/1927	H	L	33-38	2-2
12/9/1972	A	L	60-71	61-28	2/4/1929	H	W	47-32	3-2
2/22/1973	H	W	113-84	62-28	3/4/1937	N	L	24-33	3-3
1/29/1974	A	W	81-65	63-28	1/10/1938	A	L	29-33	3-4
2/9/1974	H	W	84-78	64-28	2/1/1938	H	W	39-31	4-4
2/27/1974	N	W	69-59	65-28	2/29/1940	N	L	34-40	4-5
12/14/1974	A	W	95-90	66-28	1/9/1946	H	L	32-39	4-6
1/11/1975	H	L	95-98	66-29	2/27/1947	A	W	63-54	5-6
3/1/1975	H	L	81-85	66-30	2/4/1948	H	L	47-48	5-7
12/13/1975	A	L	60-65	66-31	1/10/1949	A	L	51-63	5-8
2/18/1976	H	L	67-74	66-32	2/3/1950	H	L	54-67	5-9
3/4/1976	N	L	33-41	66-33	3/5/1953	N	L	70-85	5-10
1/20/1977	H	L	79-88	66-34	1/29/1955	H	L	72-75	5-11
2/12/1977	A	L	87-92	66-35	2/6/1956	N	L	73-81	5-12
2/1/1978	A	L	90-110	66-36	2/13/1956	H	L	68-73	5-13
2/8/1978	H	L	51-66	66-37	11/29/1975	A	L	90-94	5-14
1/24/1979	A	W	90-78	67-37	1/1/1977	H	L	73-84	5-15
2/21/1979	H	W	79-76	68-37	12/10/1977	A	L	73-103	5-16
2/2/1980	H	W	104-92	69-37	12/22/1978	H	L	89-93 (20T)	5-17
1/29/1981	A	W	79-73	70-37	12/19/1979	A	L	75-92	5-18
12/9/1981	H	W	83-48	71-37	11/28/1981	H	W	64-61	6-18
2/3/1983	A	W	75-69	72-37	12/1/1982	A	L	54-60	6-19
1/9/1984	H	W	61-58	73-37	1/4/1984	A	L	57-82	6-20
2/27/1985	A	L	47-48	73-38	11/30/1985	H	W	66-43	7-20
12/10/1985	H	W	69-61	74-38	1/28/1987	A	L	61-64 (OT)	7-21
12/6/1986	A	L	57-68	74-39	11/28/1988	A	W	74-61	8-21
1/6/1988	H	W	88-55	75-39	1/15/1990	H	W	51-49	9-21
2/2/1989	A	W	87-79	76-39	12/22/1990	A	L	56-82	9-22
12/4/1989	H	W	78-77 (OT)	77-39	12/21/1991	H	L	60-74	9-23
1/21/1991	A	L	75-80	77-40	12/19/1992	A	L	74-88	9-24
1/8/1992	H	W	76-59	78-40	12/5/1993	A	L	65-71	9-25
12/5/1992	H	W	77-65	79-40	12/8/1994	H	L	49-53	9-26
12/1/1993	A	W	74-55	80-40	1/15/1996	A	L	60-71	9-27
12/3/1994	A	W	105-85	81-40	12/1/1996	H	L	55-80	9-28
1/6/1996	H	L	65-77	81-41	11/29/1997	A	L	67-71	9-29
1/8/1997	H	W	83-77	82-41	11/20/2000	H	L	61-69	9-30
12/28/2001	H	L	80-82	82-42	1/2/2002	A	L	52-67	9-31
12/20/2006	H	L	84-93	82-43	1/4/2003	H	L	62-68	9-32
12/30/2007	H	W	71-69	83-43	12/6/2003	A	L	66-81	9-33
12/31/2008	A	L	70-73	83-44	12/4/2004	A	L	73-90	9-34
11/16/2009	H	W	103-59	84-44	12/22/2005	H	L	40-47	9-35
11/11/2016	H	W	72-69	85-44	12/22/2006	A	L	59-72	9-36
11/7/2022	H	W	69-48	86-44	12/19/2008	H	L	79-86	9-37
11/6/2023	H	W	93-75	87-44	12/31/2009	A	L	68-74	9-38
12/21/2024	H	W	78-71	88-44	12/29/2010	H	W	90-74	10-38
Home: 49-17 (Robins Center: 18-8)					12/3/2011	A	W	70-62	11-38
Away: 33-26 Neutral: 6-1					12/1/2012	H	W	62-60	12-38
					12/7/2013	A	L	66-76	12-39
Wagner (1-0)					12/28/2014	H	L	63-65	12-40
Date	Site	W/L	Score	Series	11/18/2015	A	W	91-82	13-40
3/13/2002	H	W	74-67	1-0	12/3/2016	H	L	67-75	13-41
					12/2/2017	A	L	53-82	13-42
Wake Forest (14-42)					12/1/2018	H	W	84-74	14-42
Date	Site	W/L	Score	Series	Home: 10-18 (Robins Center: 6-11)				
2/14/1921	H	L	74-67	1-0	Away: 4-20 Neutral: 0-4				
1/14/1924	H	W	31-23	1-1					

# Richmond Men's Basketball

# 2025 Offseason Record Book

Washington (0-1)				2/22/1958	H	W	80-79	22-29	
Date	Site	W/L	Score	Series	12/9/1958	A	W	78-63	23-29
3/14/1998	N	L	66-81	0-1	2/16/1959	H	W	69-62	24-29
					12/15/1959	N	W	71-55	25-29
Washington & Lee (26-29)					12/5/1960	N	W	80-51	26-29
Date	Site	W/L	Score	Series	Home: 15-7 Away: 9-22 Neutral: 2-0				
1/21/1916	A	L	26-31	0-1					
1/26/1917	A	L	17-34	0-2	Washington College (1-0)				
1/23/1920	A	L	6-51	0-3	Date	Site	W/L	Score	Series
1/21/1921	A	L	16-21	0-4	11/24/1978	H	W	93-68	1-0
2/2/1924	A	L	7-33	0-5					
1/30/1926	A	L	20-35	0-6	Wessley's (Norfolk) (0-1)				
1/13/1927	A	W	30-29	1-6	Date	Site	W/L	Score	Series
1/11/1930	A	L	35-39	1-7	2/24/1922	A	L	25-33	0-1
2/17/1934	A	L	26-29	1-8					
2/19/1935	A	W	25-21	2-8	West Virginia (13-42)				
2/14/1936	A	L	33-36	2-9	Date	Site	W/L	Score	Series
2/21/1936	H	L	32-41	2-10	2/6/1951	N	L	60-76	0-1
2/11/1937	A	L	20-37	2-11	12/13/1951	H	L	72-83	0-2
2/22/1937	H	W	33-30	3-11	2/11/1952	A	L	55-87	0-3
2/8/1938	A	L	30-33	3-12	12/19/1952	H	W	83-65	1-3
2/22/1938	H	W	32-21	4-12	2/17/1953	A	L	86-89	1-4
2/14/1939	A	L	26-49	4-13	12/22/1953	A	W	74-67	2-4
2/22/1939	H	L	31-34	4-14	2/1/1954	H	W	85-80	3-4
2/13/1940	A	L	23-37	4-15	12/13/1954	A	L	66-72	3-5
2/22/1940	H	W	32-26	5-15	1/31/1955	H	W	106-67	4-5
2/14/1941	A	L	36-39	5-16	12/20/1955	A	L	74-89	4-6
2/22/1941	H	L	26-28	5-17	2/4/1956	H	W	84-78	5-6
1/17/1942	A	L	31-41	5-18	3/3/1956	H	L	56-58	5-7
2/21/1942	H	W	45-36	6-18	12/18/1956	A	L	74-105	5-8
2/6/1943	A	W	33-32	7-18	2/9/1957	H	L	81-87	5-9
2/22/1943	H	W	59-41	8-18	3/8/1957	H	L	62-83	5-10
2/7/1947	A	L	47-74	8-19	12/17/1957	A	L	74-76 (OT)	5-11
2/22/1947	H	W	45-37	9-19	2/8/1958	H	L	60-72	5-12
2/11/1948	A	L	57-65	9-20	3/7/1958	H	L	70-81	5-13
2/23/1948	H	W	69-57	10-20	12/16/1958	A	L	67-98	5-14
2/16/1949	A	L	64-84	10-21	2/14/1959	H	L	62-64	5-15
2/22/1949	H	W	77-53	11-21	12/8/1959	A	L	62-84	5-16
2/14/1950	A	L	75-88	11-22	2/13/1960	H	L	57-103	5-17
2/22/1950	H	L	70-72	11-23	12/13/1960	A	L	72-75	5-18
1/12/1951	A	W	77-59	12-23	2/11/1961	H	L	88-93	5-19
2/10/1951	H	W	68-67	13-23	12/12/1961	A	L	61-97	5-20
1/7/1952	H	L	65-81	13-24	1/15/1962	H	L	73-82	5-21
2/19/1952	A	L	79-85	13-25	3/1/1962	H	L	75-97	5-22
1/13/1953	A	W	95-66	14-25	12/11/1962	A	L	59-78	5-23
2/20/1953	H	W	88-79	15-25	2/16/1963	H	L	72-89	5-24
1/8/1954	A	W	70-68	16-25	2/28/1963	H	L	46-75	5-25
2/20/1954	H	W	78-73	17-25	12/10/1963	A	L	71-79	5-26
12/8/1954	A	W	95-78	18-25	2/15/1964	H	L	66-74	5-27
2/17/1955	H	L	86-91	18-26	12/8/1964	A	L	65-67	5-28
12/6/1955	A	L	76-78	18-27	1/9/1965	H	W	74-71	6-28
2/22/1956	H	W	88-70	19-27	12/14/1965	A	L	85-95	6-29
3/2/1956	H	W	65-56	20-27	2/11/1966	H	W	84-82	7-29
12/11/1956	A	L	83-86 (OT)	20-28	12/13/1966	A	L	75-103	7-30
2/26/1957	H	L	68-77	20-29	2/17/1967	H	L	93-105	7-31
12/10/1957	A	W	75-65	21-29	3/3/1967	N	L	70-82	7-32

# Richmond Men's Basketball

# 2025 Offseason Record Book

12/13/1967	A	L	66-87	7-33	2/15/1919	A	L	19-20	5-7
2/13/1968	H	L	83-84	7-34	2/11/1920	H	L	20-22	5-8
3/1/1968	N	L	81-102	7-35	2/21/1920	A	W	42-29 (OT)	6-8
12/11/1968	A	W	80-79	8-35	2/12/1921	A	L	20-45	6-9
2/17/1969	H	L	78-87	8-36	2/22/1921	H	L	23-38	6-10
12/6/1969	A	L	72-97	8-37	2/4/1922	A	L	13-26	6-11
2/19/1972	H	W	99-87	9-37	2/18/1922	H	W	22-20	7-11
12/4/1972	H	L	48-55	9-38	1/27/1923	H	W	31-15	8-11
2/13/1973	A	W	78-75	10-38	2/24/1923	A	L	22-32	8-12
1/23/1974	A	L	76-79	10-39	1/28/1924	A	L	22-25	8-13
2/18/1974	H	W	84-83	11-39	2/22/1924	H	W	31-15	9-13
2/17/1975	H	W	84-82 (OT)	12-39	1/23/1925	H	W	42-33	10-13
2/25/1976	A	L	84-109	12-40	2/25/1925	A	W	27-26	11-13
3/16/2001	H	W	79-56	13-40	1/15/1926	A	W	30-19	12-13
11/26/2015	N	L	59-67	13-41	3/2/1926	H	W	30-23	13-13
12/13/2020	A	L	71-87	13-42	1/18/1927	H	W	20-18	14-13

Home: 10-18 (Robins Center: 3-1)

Away: 3-20 Neutral: 0-4

## West Virginia Tech (4-0)

Date	Site	W/L	Score	Series					
2/3/1979	H	W	71-60	1-0	1/17/1928	A	L	22-25	14-15
11/30/1979	H	W	114-96	2-0	2/4/1928	H	L	27-41	14-16
12/20/1980	H	W	94-75	3-0	1/19/1929	H	W	36-32	15-16
1/7/1982	H	W	76-58	4-0	2/21/1929	A	L	30-34	15-17
Home: 4-0 (Robins Center: 4-0)					1/18/1930	A	L	22-31	15-18
					2/22/1930	H	L	22-34	15-19
					2/9/1931	H	L	38-46	15-20
					2/21/1931	A	L	10-40	15-21
					2/6/1932	A	L	22-31	15-22
					2/20/1932	H	L	33-47	15-23
					2/4/1933	H	L	25-49	15-24
					2/23/1933	A	L	37-40	15-25
					2/3/1934	H	W	27-24	16-25
					2/25/1934	A	L	25-27	16-26
					2/8/1935	A	W	46-20	17-26
					2/26/1935	H	W	58-39	18-26
					2/25/1936	A	W	59-39	19-26
					3/2/1936	H	W	65-21	20-26
					2/4/1937	A	W	48-22	21-26
					2/17/1937	H	W	40-21	22-26
					2/14/1938	H	W	43-28	23-26
					2/26/1938	A	W	46-42	24-26
					2/11/1939	A	W	39-36	25-26
					2/23/1939	H	W	40-31	26-26
					1/10/1940	H	W	35-33	27-26
					2/19/1940	A	L	38-43	27-27
					2/3/1941	A	L	32-37	27-28
					2/20/1941	H	W	46-41	28-28
					1/13/1942	H	L	33-47	28-29
					2/17/1942	A	L	29-42	28-30
					1/12/1943	A	L	27-40	28-31
					2/2/1943	H	L	20-40	28-32
					1/15/1944	H	L	55-58 (OT)	28-33
					2/28/1944	A	W	47-42	29-33
					1/12/1945	A	W	58-37	30-33
					1/19/1946	H	W	39-38	31-33
					2/20/1946	A	L	40-44	31-34
					1/11/1947	H	L	45-47	31-35
					1/18/1947	A	W	40-34	32-35

## Western Maryland (1-0)

Date	Site	W/L	Score	Series					
1/21/1922	H	W	32-19	1-0					

## Western Michigan (1-1)

Date	Site	W/L	Score	Series					
12/28/1999	H	L	61-64	0-1					
11/25/2000	A	W	86-70	1-1					
Home: 0-1 (Robins Center: 0-1) Away: 1-0									

## Wichita State (0-2)

Date	Site	W/L	Score	Series					
11/17/2022	H	L	53-56	0-1					
11/29/2023	A	L	68-80	0-2					
Home: 0-1 (Robins Center: 0-1) Away: 0-1									

## William & Mary (104-99)

Date	Site	W/L	Score	Series					
2/18/1914	A	L	26-32	0-1					
3/4/1914	H	W	31-15	1-1					
2/13/1915	H	W	22-17	2-1					
3/3/1915	A	L	27-29	2-2					
2/9/1916	A	L	33-38	2-3					
2/16/1916	H	L	22-33	2-4					
2/7/1917	A	W	28-16	3-4					
2/21/1917	H	W	37-17	4-4					
2/13/1918	A	L	25-34	4-5					
2/27/1918	H	W	46-30	5-5					
2/8/1919	H	L	17-33	5-6					

# Richmond Men's Basketball

# 2025 Offseason Record Book

1/17/1948	H	L	47-50	32-36	1/9/1971	H	L	69-72	58-66
2/29/1948	A	L	47-52	32-37	2/27/1971	A	L	82-103	58-67
2/9/1949	A	L	47-61	32-38	3/5/1971	N	W	66-64	59-67
2/26/1949	H	L	53-82	32-39	1/8/1972	H	L	68-73 (20T)	59-68
2/4/1950	H	L	47-50	32-40	2/26/1972	A	L	62-85	59-69
2/25/1950	A	L	54-81	32-41	3/2/1972	N	L	82-98	59-70
1/20/1951	A	L	46-64	32-42	1/6/1973	A	W	65-58	60-70
2/24/1951	H	L	58-76	32-43	2/24/1973	H	L	64-66	60-71
1/19/1952	A	L	70-86	32-44	12/11/1973	A	L	71-73 (OT)	60-72
2/23/1952	H	W	80-61	33-44	2/23/1974	H	W	88-81	61-72
1/17/1953	H	W	82-78	34-44	2/6/1975	H	W	84-75	62-72
2/28/1953	A	W	76-70	35-44	2/22/1975	A	L	60-72	62-73
1/16/1954	H	W	85-73	36-44	1/31/1976	A	W	80-72	63-73
2/27/1954	A	W	68-63	37-44	2/21/1976	H	L	102-107	63-74
1/15/1955	H	W	92-71	38-44	3/3/1976	N	W	84-78	64-74
2/26/1955	A	L	78-93	38-45	1/15/1977	H	L	62-67	64-75
3/3/1955	H	W	90-75	39-45	2/19/1977	A	W	78-77	65-75
12/29/1955	H	W	72-60	40-45	1/14/1978	A	L	43-75	65-76
1/14/1956	H	W	75-53	41-45	2/18/1978	H	L	48-59	65-77
2/25/1956	A	L	77-79	41-46	12/30/1978	N	W	64-62 (OT)	66-77
3/1/1956	H	W	79-62	42-46	1/13/1979	H	W	83-72	67-77
1/12/1957	H	W	68-55	43-46	2/17/1979	A	L	64-68	67-78
3/2/1957	A	W	82-73	44-46	1/19/1980	A	L	81-82	67-79
1/11/1958	H	L	66-72	44-47	2/9/1980	H	L	74-83	67-80
3/1/1958	A	W	79-67 (30T)	45-47	2/26/1980	A	L	77-78	67-81
1/10/1959	A	L	65-83	45-48	1/14/1981	H	L	42-44	67-82
2/21/1959	H	W	71-66	46-48	2/11/1981	A	W	53-51	68-82
2/26/1959	H	L	69-87	46-49	1/20/1982	A	L	47-70	68-83
12/30/1959	H	W	71-65	47-49	2/6/1982	H	W	60-55	69-83
1/9/1960	H	L	76-90	47-50	1/26/1983	A	L	68-76	69-84
2/20/1960	A	L	42-64	47-51	2/23/1983	H	L	47-49	69-85
12/30/1960	H	W	101-87	48-51	1/28/1984	H	W	69-60	70-85
1/7/1961	H	L	60-63	48-52	3/3/1984	A	L	65-83	70-86
2/25/1961	A	L	84-105	48-53	1/26/1985	A	W	82-76 (OT)	71-86
1/6/1962	H	W	73-65	49-53	3/2/1985	H	W	68-58	72-86
2/24/1962	A	L	49-54	49-54	1/4/1986	H	W	52-36	73-86
12/29/1962	H	L	59-76	49-55	2/1/1986	A	W	67-47	74-86
1/5/1963	H	W	59-55	50-55	3/1/1986	H	W	61-50	75-86
2/23/1963	A	L	39-75	50-56	1/3/1987	A	W	68-66	76-86
1/11/1964	H	W	53-52	51-56	1/31/1987	H	W	70-50	77-86
2/22/1964	A	L	53-84	51-57	1/30/1988	A	W	77-69	78-86
1/16/1965	H	L	59-61	51-58	2/27/1988	H	W	73-65	79-86
2/20/1965	A	L	77-87	51-59	1/28/1989	H	W	76-60	80-86
1/15/1966	A	L	65-71	51-60	2/25/1989	A	W	76-68	81-86
2/19/1966	H	W	76-73	52-60	1/27/1990	A	W	71-66	82-86
1/14/1967	H	W	90-78	53-60	2/24/1990	H	W	72-54	83-86
2/25/1967	A	L	69-79	53-61	1/26/1991	H	W	80-63	84-86
1/13/1968	A	L	92-98 (OT)	53-62	2/23/1991	A	L	69-71	84-87
2/24/1968	H	W	108-81	54-62	1/18/1992	H	W	82-65	85-87
12/21/1968	N	W	106-62	55-62	2/15/1992	A	W	83-54	86-87
1/18/1969	H	W	80-75	56-62	1/20/1993	H	W	54-53	87-87
2/22/1969	A	W	96-80	57-62	2/22/1993	A	L	63-66	87-88
12/11/1969	A	L	74-81	57-63	1/17/1994	H	W	85-63	88-88
2/21/1970	H	W	78-60	58-63	2/5/1994	A	W	105-73	89-88
12/1/1970	N	L	68-69	58-64	1/24/1995	H	L	71-75	89-89
12/3/1970	N	L	84-97	58-65	2/4/1995	A	W	66-64	90-89



# Richmond Men's Basketball

2025 Offseason Record Book

1/10/1996	H	L	78-79	90-90
2/3/1996	A	L	64-81	90-91
1/11/1997	H	W	82-72	91-91
2/8/1997	A	L	50-57	91-92
1/19/1998	H	W	70-59	92-92
2/7/1998	A	L	70-73	92-93
12/5/1998	A	L	55-56	92-94
2/20/1999	H	W	82-65	93-94
1/15/2000	H	W	77-64	94-94
2/19/2000	A	W	71-60	95-94
1/20/2001	H	L	57-60	95-95
2/3/2001	A	W	57-49	96-95
12/31/2005	H	W	52-50	97-95
12/31/2006	A	L	53-61	97-96
11/28/2007	H	W	58-55	98-96
11/19/2009	A	L	71-78	98-97
11/15/2010	H	W	73-49	99-97
11/30/2011	A	W	92-61	100-97
11/28/2012	H	W	86-78 (OT)	101-97
12/4/2013	A	W	71-60	102-97
12/3/2014	H	W	68-67	103-97
12/3/2022	A	L	57-58	103-98
12/2/2023	H	W	88-69	104-98
12/18/2024	A	L	87-93	104-99

Home: 67-35 (Robins Center: 26-10)

Away: 33-61 Neutral: 4-3

## Wisconsin (1-1)

Date	Site	W/L	Score	Series
3/19/2004	N	L	64-76	0-1
11/25/2019	N	W	62-52	1-1

Neutral: 1-1

## Wofford (5-0)

Date	Site	W/L	Score	Series
11/27/1996	H	W	87-55	1-0
2/19/1997	A	W	65-55	2-0
11/20/2012	H	W	64-58	3-0
12/7/2020	H	W	77-72	4-0
12/1/2021	A	W	73-64	5-0

Home: 3-0 (Robins Center: 3-0) Away: 2-0

## Wright State (1-1)

Date	Site	W/L	Score	Series
11/26/2010	N	W	71-61	1-0
3/25/2013	A	L	51-57	1-1

Away: 1-0 Neutral: 0-1

## Wyoming (0-1)

Date	Site	W/L	Score	Series
11/21/2018	N	L	66-68	0-1

## Xavier (5-13)

Date	Site	W/L	Score	Series
1/12/2002	A	L	62-72	0-1
2/2/2002	H	L	64-67	0-2
3/9/2002	N	L	60-73	0-3
1/7/2003	A	W	67-59	1-3
2/1/2003	H	L	52-66	1-4
1/25/2004	A	W	53-44	2-4
2/10/2004	H	L	51-62	2-5
1/19/2005	A	L	57-81	2-6
3/2/2005	H	L	64-73	2-7
2/8/2006	H	L	51-63	2-8
2/17/2007	A	L	50-71	2-9
3/8/2008	A	L	61-86	2-10
3/7/2009	H	W	80-75	3-10
2/28/2010	A	L	76-78 (2 OT)	3-11
3/13/2010	N	W	89-85 (OT)	4-11
1/29/2011	H	L	62-85	4-12
2/25/2012	A	L	57-65	4-13
2/2/2013	H	W	73-71	5-13

Home: 2-6 (Robins Center: 2-6)

Away: 2-6 Neutral: 1-1

## Yale (1-0)

Date	Site	W/L	Score	Series
1/2/1936	H	W	51-30	1-0

## YMCA (1-0)

Date	Site	W/L	Score	Series
2/23/1917	A	L	18-42	0-1

# YEAR-BY-YEAR RESULTS

YEAR	RECORD (CONFERENCE)	POSTSEASON	COACH
1913-14	12-7, 5-1	--	Frank M. Dobson
1914-15	6-6, 3-3	--	Frank M. Dobson
1915-16	7-9, 2-4	--	Frank M. Dobson
1916-17	7-5, 5-1	--	Frank M. Dobson
1917-18	3-6, 3-3	--	Dave Satterfield, Jr.
1918-19	1-5	--	Robert C. Marshall
1919-20	4-11, 3-3	--	Frank M. Dobson
1920-21	4-14	--	Frank M. Dobson
1921-22	10-4	--	Frank M. Dobson
1922-23	9-4	--	Frank M. Dobson
1923-24	14-5, 7-2 (Va. Conf.)	--	Frank M. Dobson
1924-25	13-4, 8-1 (Va. Conf.)	--	Frank M. Dobson
1925-26	16-6, 9-1 (Va. Conf.)	--	Frank M. Dobson

**YEAR-BY-YEAR RESULTS (CONT.)**

<i>YEAR</i>	<i>RECORD (CONFERENCE)</i>	<i>POSTSEASON</i>	<i>COACH</i>
1926-27	14-4, 7-3 (Va. Conf.)	--	Frank M. Dobson
1927-28	11-5, 7-3 (Va. Conf.)	--	Frank M. Dobson
1928-29	10-5, 8-2 (Va. Conf.)	--	Frank M. Dobson
1929-30	7-8, 5-6 (Va. Conf.)	--	Frank M. Dobson
1931-32	10-3, 7-3 (Va. Conf.)	--	Frank M. Dobson
1932-33	8-4, 6-4 (Va. Conf.)	--	Frank M. Dobson
1933-34	10-5, 4-4 (Va. Conf.)	--	Malcolm U. Pitt
1934-35	20-0	--	Malcolm U. Pitt
1935-36	14-6	--	Malcolm U. Pitt
1936-37	13-7, 6-4 (Southern)	--	Malcolm U. Pitt
1937-38	15-5, 8-4 (Southern)	--	Malcolm U. Pitt
1938-39	10-10, 5-5 (Southern)	--	Malcolm U. Pitt
1939-40	11-6, 6-5 (Southern)	--	Malcolm U. Pitt
1940-41	11-10, 7-6 (Southern)	--	Malcolm U. Pitt
1941-42	9-10, 4-8 (Southern)	--	Malcolm U. Pitt
1942-43	11-5, 4-4 (Southern)	--	Malcolm U. Pitt
1943-44	7-6, 3-2 (Southern)	--	Malcolm U. Pitt
1944-45	3-4, 2-0 (Southern)	--	Malcolm U. Pitt
1945-46	8-12, 3-7 (Southern)	--	Malcolm U. Pitt
1946-47	17-9, 8-5 (Southern)	--	Malcolm U. Pitt
1947-48	8-14, 4-9 (Southern)	--	Malcolm U. Pitt
1948-49	8-15, 5-10 (Southern)	--	Malcolm U. Pitt
1949-50	8-16, 4-13 (Southern)	--	Malcolm U. Pitt
1950-51	7-14, 5-10 (Southern)	--	Malcolm U. Pitt
1951-52	7-15, 3-11 (Southern)	--	Malcolm U. Pitt
1952-53	20-7, 13-5 (Southern)	--	H. Lester Hooker, Jr.
1953-54	23-8, 10-3 (Southern)	--	H. Lester Hooker, Jr.
1954-55	19-9, 9-4 (Southern)	--	H. Lester Hooker, Jr.
1955-56	16-13, 8-6 (Southern)	--	H. Lester Hooker, Jr.
1956-57	15-11, 9-7 (Southern)	--	H. Lester Hooker, Jr.
1957-58	14-12, 7-8 (Southern)	--	H. Lester Hooker, Jr.
1958-59	11-11, 5-8 (Southern)	--	H. Lester Hooker, Jr.
1959-60	7-18, 2-12 (Southern)	--	H. Lester Hooker, Jr.
1960-61	9-14, 5-11 (Southern)	--	H. Lester Hooker, Jr.
1961-62	6-21, 5-11 (Southern)	--	H. Lester Hooker, Jr.
1962-63	7-18, 3-13 (Southern)	--	H. Lester Hooker, Jr.
1963-64	6-16, 4-12 (Southern)	--	Lewis Mills
1964-65	10-16, 6-10 (Southern)	--	Lewis Mills
1965-66	12-13, 9-7 (Southern)	--	Lewis Mills
1966-67	11-12, 9-7 (Southern)	--	Lewis Mills
1967-68	12-13, 8-8 (Southern)	--	Lewis Mills
1968-69	13-14, 6-7 (Southern)	--	Lewis Mills
1969-70	9-18, 4-9 (Southern)	--	Lewis Mills
1970-71	7-21, 3-9 (Southern)	--	Lewis Mills
1971-72	6-19, 3-9 (Southern)	--	Lewis Mills
1972-73	8-16, 5-9 (Southern)	--	Lewis Mills
1973-74	16-12, 10-4 (Southern)	--	Lewis Mills
1974-75	10-16, 7-7 (Southern)	--	Carl Slone
1975-76	14-14, 7-7 (Southern)	--	Carl Slone
1976-77	15-11	--	Carl Slone
1977-78	4-22	--	Carl Slone
1978-79	10-16	--	Lou Goetz

**YEAR-BY-YEAR RESULTS (CONT.)**

<i>YEAR</i>	<i>RECORD (CONFERENCE)</i>	<i>POSTSEASON</i>	<i>COACH</i>
1979-80	13-14, 4-3 (ECAC South)	--	Lou Goetz
1980-81	15-14, 5-6 (ECAC South)	--	Lou Goetz
1981-82	18-11, 6-4 (ECAC South)	NIT 1st Rd	Dick Tarrant
1982-83	12-16, 2-7 (CAA)	--	Dick Tarrant
1983-84	22-10, 7-3 (CAA)	CAA Champs (T,R) NCAA 2nd Rd	Dick Tarrant
1984-85	21-11, 11-3 (CAA)	CAA Champs (R) NIT 2nd Rd	Dick Tarrant
1985-86	23-7, 12-2 (CAA)	NCAA 1st Rd	Dick Tarrant
1986-87	15-14, 8-6 (CAA)	--	Dick Tarrant
1987-88	26-7, 11-3 (CAA)	CAA Champs (T,R) NCAA Sweet 16	Dick Tarrant
1988-89	21-10, 13-1 (CAA)	CAA Champs (R) NIT 2nd Rd	Dick Tarrant
1989-90	22-10, 10-4 (CAA)	CAA Champs (T) NCAA 1st Rd	Dick Tarrant
1990-91	22-10, 10-4 (CAA)	CAA Champs (T) NCAA 2nd Rd	Dick Tarrant
1991-92	22-8, 12-2 (CAA)	CAA Champs (R) NIT 1st Rd	Dick Tarrant
1992-93	15-12, 10-4 (CAA)	--	Dick Tarrant
1993-94	14-14, 8-6 (CAA)	--	Bill Dooley
1994-95	8-20, 3-11 (CAA)	--	Bill Dooley
1995-96	8-20, 3-13 (CAA)	--	Bill Dooley
1996-97	13-15, 7-9 (CAA)	--	Bill Dooley
1997-98	23-8, 12-4 (CAA)	CAA Champs (T) NCAA 2nd Rd	John Beilein
1998-99	15-12, 10-6 (CAA)	--	John Beilein
1999-00	18-12, 11-5 (CAA)	--	John Beilein
2000-01	22-7, 12-4 (CAA)	CAA Champs (R) NIT 2nd Rd	John Beilein
2001-02	22-14, 11-5 (A10)	NIT Quarterfinals	John Beilein
2002-03	16-13, 10-6 (A10)	NIT 1st Rd	Jerry Wainwright
2003-04	20-13, 10-6 (A10)	NCAA 1st Rd	Jerry Wainwright
2004-05	14-15, 8-8 (A10)	--	Jerry Wainwright
2005-06	13-17, 6-10 (A10)	--	Chris Mooney
2006-07	8-22, 4-12 (A10)	--	Chris Mooney
2007-08	16-15, 9-7 (A10)	CBI 1st Rd	Chris Mooney
2008-09	20-16, 9-7 (A10)	CBI Semifinals	Chris Mooney
2009-10	26-9, 13-3 (A10)	NCAA 1st Rd	Chris Mooney
2010-11	29-8, 13-3 (A10)	A10 Champs (T) NCAA Sweet 16	Chris Mooney
2011-12	16-16, 7-9 (A10)	--	Chris Mooney
2012-13	19-15, 8-8 (A10)	CBI Second Rd	Chris Mooney
2013-14	19-14, 8-8 (A10)	--	Chris Mooney
2014-15	21-14, 12-6 (A10)	NIT Quarterfinals	Chris Mooney
2015-16	16-16, 7-11 (A10)	--	Chris Mooney
2016-17	22-13, 13-5 (A10)	NIT Quarterfinals	Chris Mooney
2017-18	12-20, 9-9 (A10)	--	Chris Mooney
2018-19	13-20, 6-12 (A10)	--	Chris Mooney
2019-20	24-7, 14-4 (A10)	Canceled due to COVID-19	Chris Mooney
2020-21	14-9, 6-5 (A10)	NIT Quarterfinals	Chris Mooney
2021-22	24-13, 10-8 (A10)	A10 Champs (T) NCAA 2nd Rd	Chris Mooney
2022-23	15-18, 7-11 (A10)	--	Chris Mooney*
2023-24	23-10, 15-3 (A10)	A10 Champs (R) NIT 1st Rd	Chris Mooney
2024-25	10-22, 5-13 (A10)	--	Chris Mooney

\* Peter Thomas served as Interim Head Coach for final 6 games of season (2-4)

**ALL-TIME RESULTS**

**1913-1914 (12-7, 5-1)**

(H: 7-3; A: 5-4)  
 HEAD COACH: Frank M. Dobson  
 CAPTAIN: Carl Luebbert  
 Dec.4 Richmond Howitzers..... L 12-40  
 Dec.6 at Richmond Blues#.....W 18-10  
 Dec.11 Med. Col. of Va.(!).....W 39-21  
 Jan.8 John Marshall A.C.(!).....W 41-23  
 Jan.9 at F'burg YMCA.....W 42-31  
 Jan.13 at Randolph-Macon\*.....W 32-31  
 Jan.16 Union Theological.....W 32-21  
 Jan.22 Richmond Howitzers..... L 21-29  
 Jan.28 at Richmond Blues#.....W 43-21  
 Jan.31 Hampden-Sydney (1).....W 38-16  
 Feb.4 Va. Christian Coll..... L 31-35  
 Feb.12 at Hampden-Sydney.....W 41-29  
 Feb.12 at Lynchburg YMCA..... L 16-80  
 Feb.13 at Roanoke..... L 19-54  
 Feb.14 at Va. Christian Coll..... L 30-53  
 Feb.18 at William & Mary..... L 26-32  
 Feb.23 John Marshall AC (!).....W 35-31  
 Feb.25 Randolph-Macon.....W 30-28  
 Mar.4 William & Mary.....W 31-15  
 (1) - 1st intercollegiate game played in Richmond  
 \*Overtime; Howitzer's Army was home court  
 #Blues Army; (!) McGill's Catholic Union  
**STARTERS**

Brock, Robert (F).....7.4  
 Luebbert, Carl (F).....12.7  
 Heubi, G.P.(C).....5.7  
 Mitchell, Perry (G).....2.0  
 Satterfield, Dave (G).....1.5

**1914-15 (6-6, 3-3)**

(H: 3-2; A: 2-4; N: 1-0)  
 HEAD COACH: Frank M. Dobson  
 CAPTAIN: Carl Luebbert  
 Jan.19 McGill's Cath. Union.....W 37-21  
 Jan.20 at Virginia..... L 14-59  
 Jan.21 Virginia Tech (!)..... L 20-40  
 Jan.27 at Richmond Gray's.....W 46-24  
 Feb.2 at McGill's Catholic Union.....W 68-14  
 Feb.6 at Hampden-Sydney\*.....W 27-23  
 Feb.10 at Randolph-Macon..... L 12-23  
 Feb.13 William & Mary.....W 22-17  
 Feb.17 Hampden-Sydney.....W 54-13  
 Feb.25 at Richmond Hwtzers..... L 24-25  
 Feb.27 Randolph-Macon..... L 17-33  
 Mar.3 at William & Mary..... L 27-29  
 (!) Gray's Army; \*Farmville Army  
 NOTE: Howitzers' Army was home court  
**STARTERS**

Luebbert, Carl (F).....9.2  
 Wood, Wiley (F).....12.0  
 Logan, J.P.(C).....0.4  
 Satterfield, Dave (C).....0.7  
 Cox, C.C.(G).....1.3  
 Mitchell Perry (G).....2.7

**1915-16 (7-9, 2-4)**

(H: 6-3; A: 1-6)  
 HEAD COACH: Frank M. Dobson  
 CAPTAIN: Perry Mitchell  
 Jan.8 Fairmount A.C.....W 28-11  
 Jan.13 John Marshall H.S.....W 40-36  
 Jan.18 at Cardinal A.C.(Lynchburg) L 15-40  
 Jan.19 at Staunton..... L 23-58  
 Jan.20 at Virginia M.A.....W 34-32  
 Jan.21 at Washington & Lee..... L 26-31  
 Jan.22 at VMI..... L 17-34  
 Jan.28 Hampden-Sydney.....W 48-18  
 Feb.3 McGill's Catholic Union.....W 75-23  
 Feb.9 at William & Mary.....W 33-38  
 Feb.12 Randolph-Macon.....W 30-24  
 Feb.14 Delaware..... L 24-29  
 Feb.16 William & Mary..... L 22-33  
 Feb.18 at Hampden-Sydney..... L 21-34  
 Feb.22 Jefferson School (Ch'ville).....W 63-13  
 Feb.26 Randolph-Macon..... L 20-31

NOTE: Howitzers Army was home court  
**STARTERS**

Cosby, Lynn (F).....4.7  
 Wood, Wiley (F).....15.3  
 Satterfield, Dave (C).....4.3  
 Cosby, A.B. (G).....2.0  
 Cox, C.C. (G).....1.3

**1916-17 (7-5, 5-1)**

(H: 2-1; A: 5-4)  
 HEAD COACH: Frank M. Dobson  
 CAPTAIN: Wiley Wood  
 Jan.24 at Virginia..... L 20-31  
 Jan.25 at Staunton Military.....W 20-16  
 Jan.26 at Washington & Lee..... L 17-34  
 Jan.27 at VMI..... L 23-32  
 Jan.31 at Church Hill A.C.....W 42-20  
 Feb.3 at Hampden-Sydney.....W 25-16  
 Feb.7 at William & Mary.....W 28-16  
 Feb.10 Hampden-Sydney\*\*\*.....W 30-29  
 Feb.17 at Randolph-Macon.....W 20-18  
 Feb.21 William & Mary.....W 37-17  
 Feb.23 at YMCA..... L 18-42  
 Feb.28 Randolph-Macon..... L 19-23  
 \*\*\*Triple Overtime Temporary Gym was home court  
**STARTERS**

Wood, Wiley (F).....9.2  
 Dickerson, Edwim (F).....7.6  
 Tyson, Lee (C).....2.9  
 Wicker, Caldwell (G).....2.0  
 Corr, Richard (G).....0.2

**1917-18 (3-6, 3-3)**

(H: 3-2; A: 0-4)  
 HEAD COACH: Dave Satterfield, Jr.  
 CAPTAIN: Edwin Dickerson  
 Jan.25 at Virginia..... L 34-64  
 Jan.26 Richmond YMCA#..... L 19-40  
 Feb.2 at Richmond YMCA..... L 31-39  
 Feb.8 Hampden-Sydney\*..... L 28-33  
 Feb.13 at William & Mary..... L 25-34  
 Feb.16 Randolph-Macon#.....W 31-24  
 Feb.21 at Hampden-Sydney..... L 19-26  
 Feb.23 Randolph-Macon#.....W 26-23  
 Feb.27 William & Mary#.....W 46-30  
 \*Temporary Gym # Howitzers Army  
**STARTERS**

Caravati, Charles (F).....5.8  
 Dickerson, Edwim (F).....9.6  
 Mottley, Robert (C).....6.3  
 Knight, Irving (G).....2.5  
 Robinson, Ellyson (G).....6.9

**1918-19 (1-5)**

(H: 1-2; A: 0-3)  
 HEAD COACH: Robert C. Marshall  
 CAPTAIN: Robert Mottley  
 Jan.28 at Hampden-Sydney..... L 6-33  
 Feb.8 William & Mary..... L 17-33  
 Feb.12 Randolph-Macon..... L 23-35  
 Feb.15 at William & Mary..... L 19-20  
 Feb.19 Hampden-Sydney.....W 22-16  
 Feb.22 at Randolph-Macon..... L 1-63  
 Howitzers Army was home court  
**STARTERS**

Street, J.F.(F).....0.3  
 Yates, James (F).....3.3  
 Knight, Irving (C).....3.6  
 Mottley, Robert (G).....2.8  
 Tribble, Harold (G).....4.0

**1919-20 (4-11, 3-3)**

(H: 1-7; A: 3-4)  
 HEAD COACH: Frank M. Dobson  
 CAPTAIN: Robert Mottley  
 Dec.12 Union Theological \$..... L 18-32

Jan.17 Medical College(!)..... L 20-45  
 Jan.20 at Virginia..... L 13-55  
 Jan.21 at Ch-ville YMCA.....W 29-18  
 Jan.22 at Staunton Military..... L 22-32  
 Jan.23 at Washington & Lee..... L 6-51  
 Jan.31 Church Hill A.C(!)..... L 16-53  
 Feb.4 Medical College(!)..... L 40-52  
 Feb.7 at Hampden-Sydney.....W 22-12  
 Feb.11 William & Mary#..... L 20-22  
 Feb.14 at Randolph-Macon..... L 26-29  
 Feb.18 Hampden-Sydney#.....W 24-17  
 Feb.21 at William & Mary\*.....W 42-39  
 Feb.25 Randolph-Macon#..... L 15-41  
 Feb.26 Virginia#..... L 17-46  
 \*Overtime; #Blues City Army; \$Temp. Gym  
 %Grays City Army (!)YWCA  
**STARTERS**

Ziegler, William (F).....12.0  
 Mottley, Robert (F).....7.3  
 Carlton, Graham (C).....7.5  
 Sneed, Hobson (G).....  
 Thompson, C.W. (G)

**1920-21 (4-14)**

(H: 4-7; A: 0-7)  
 HEAD COACH: Frank M. Dobson  
 CAPTAIN: Robert Mottley  
 Jan.8 Mrchts Natl. Bank#..... L 24-34  
 Jan.15 Medical College(!)..... L 24-35  
 Jan.19 at Virginia..... L 15-33  
 Jan.20 at Elks of Lynchburg..... L 23-39  
 Jan.21 at Washington & Lee..... L 16-21  
 Jan.22 at VMI..... L 18-57  
 Jan.27 Elon\*%.....W 30-28  
 Feb.2 Church Hill A.C..... L 23-39  
 Feb.4 at Park View/Portsm'th..... L 21-31  
 Feb.5 at Robnors/Norfolk..... L 34-54  
 Feb.9 Richmond A.C.\*\*\*.....W 41-40  
 Feb.11 Hampden-Sydney.....W 30-9  
 Feb.12 at William & Mary..... L 20-45  
 Feb.14 Wake Forest..... L 22-30  
 Feb.17 Medical College..... L 26-39  
 Feb.19 Randolph-Macon.....W 30-17  
 Feb.22 William & Mary..... L 23-38  
 Feb.24 Virginia..... L 30-35  
 \*Overtime \*\*\*Triple Overtime  
 #Game played at Red Cross Bldg. on campus  
 %First game played at The Playhouse (also referred to as The Chapel Bldg. and University Auditorium)  
 (!) at YWCA  
**STARTERS**

Fray, Curtis (F).....Fr. 3.7  
 Ziegler, William (F).....So. 11.8  
 Graham, Carlton (C).....So. 3.7  
 Bethel, Ralph (G).....Fr. 1.8  
 Mottley, Robert (G).....Sr. 4.9

**1921-22 (10-4)**

(H: 9-0; A: 1-4)  
 HEAD COACH: Frank M. Dobson  
 CAPTAIN: William Ziegler  
 Jan.13 Bridgewater.....W 35-22  
 Jan.16 South Carolina.....W 27-25  
 Jan.20 at Randolph-Macon.....W 44-14  
 Jan.21 Western Maryland.....W 32-19  
 Jan.23 at Virginia..... L 21-28  
 Jan.24 at Elks of Lynchburg..... L 19-25  
 Jan.27 Hampden-Sydney.....W 27-10  
 Feb.4 at William & Mary..... L 13-26  
 Feb.7 Union Theological.....W 48-21  
 Feb.14 Richmond Blues.....W 21-16  
 Feb.16 Lynchburg.....W 24-19  
 Feb.18 William & Mary.....W 22-20  
 Feb.22 Randolph-Macon.....W 30-17  
 Feb.24 at Wesley's (Norfolk)..... L 25-33  
 NOTE: All home games played in the University auditorium.  
**STARTERS**

# Richmond Men's Basketball

# 2025 Offseason Record Book

Fray, Curtis (F).....So.	9.1
Ziegler, William (F).....Jr.	11.3
Carlton, Graham (C).....Jr.	5.4
Allen, John (G)	
Bethel, Ralph (G).....So.	1.6

## 1922-23 (9-4)

(H: 7-2; A: 2-2)  
 HEAD COACH: Frank M. Dobson  
 CAPTAIN: Graham Carlton

Jan.13 Bridgewater.....L	14-19
Jan.19 Richmond Blues.....W	30-13
Jan.23 at Randolph-Macon.....W	45-14
Jan.27 William & Mary.....W	31-15
Jan.29 at Virginia.....L	21-32
Jan.30 at Lynchburg.....W	27-22
Feb.3 Union Theological.....W	49-12
Feb.8 Florida.....W	27-26
Feb.10 Hampden Sydney.....W	33-12
Feb.12 Trinity (Duke).....L	22-30
Feb.15 Lynchburg.....W	29-27
Feb.22 Randolph-Macon.....W	30-10
Feb.24 at William & Mary.....L	22-32

STARTERS

Fray, Curtis (F).....Jr.	7.5
Ziegler, William (F).....Sr.	9.5
Carlton, Graham (C).....Sr.	6.5
Bethel, Ralph (G).....Fr.	4.5
Miller, Dave (G).....Fr.	0.2

NOTE: All home games, unless otherwise noted, were played on campus at Millhiser Gymnasium until the 1946-47 season when Richmond moved its games to the Blues City Armory.

## 1923-24 (14-5, 7-2 Va. Conf.)

(H: 11-2; A: 3-3)  
 HEAD COACH: Frank M. Dobson  
 CAPTAIN: Curtis Fray

Jan.8 Union Theological.....W	37-13
Jan.11 Daleville College.....W	35-15
Jan.12 Richmond Blues.....W	33-32
Jan.14 Wake Forest.....W	31-23
Jan.16 Highland Park A.C.....W	25-21
Jan.19 Hampden-Sydney.....W	40-23
Jan.22 Medical College.....W	38-18
Jan.25 Roanoke.....W	41-17
Jan.28 at William & Mary.....L	22-25
Jan.31 at Virginia.....L	13-23
Feb.1 at Lynchburg.....W	31-26
Feb.2 at Washington & Lee.....L	7-33
Feb.6 at Randolph-Macon.....W	22-5
Feb.9 Maryland.....L	22-24
Feb.12 Randolph-Macon.....W	53-14
Feb.14 at Hampden-Sydney.....W	20-19
Feb.19 Lynchburg.....W	27-33
Feb.22 William & Mary.....W	31-15
Feb.27 Guilford College.....W	29-27

STARTERS

Bell, E.W. (F).....So.	4.0
Fray, Curtis (F).....Sr.	5.6
DeMotte, Joe (C).....Fr.	4.7
Bethel, Ralph (G).....Sr.	
Miller, Dave (G).....So.	9.5

## 1924-25 (13-4, 8-1, Va. Conf.)

(H: 8-3; A: 5-1)  
 HEAD COACH: Frank M. Dobson  
 CAPTAIN: Dave Miller

Jan.9 at Medical College.....W	38-23
Jan.12 N.C. State.....L	14-22
Jan.15 Union Theological.....W	38-18
Jan.17 Hampden-Sydney.....W	32-15
Jan.20 at Virginia.....L	24-34
Jan.21 Randolph-Macon.....W	33-20
Jan.23 William & Mary.....W	42-33
Jan.26 Medical College.....W	44-32
Jan.30 Stevens Tech (N.J.).....L	17-24
Feb.2 Lynchburg.....L	27-28
Feb.3 Guilford.....W	39-31
Feb.7 Duke.....W	35-25
Feb.10 at Randolph-Macon.....W	38-25

Feb.16 at Hampden-Sydney.....W	40-17
Feb.17 at Lynchburg.....W	23-17
Feb.20 Bridgewater.....W	29-23
Feb.25 at William & Mary.....W	27-26

STARTERS

Bell, E.W. (F).....Jr.	9.3
Peterson, Herb (F).....Fr.	8.1
DeMotte, Joe (C).....So.	6.5
Miller, Dave (G).....Jr.	7.3
Spose, Al (G).....Jr.	5.0

## 1925-26 (16-6, 9-1, Va. Conf.)

(H: 11-2; A: 5-4)  
 HEAD COACH: Frank M. Dobson  
 CAPTAIN: Dave Miller

Jan.8 Medical College.....W	59-20
Jan.9 Wake Forest.....W	39-23
Jan.11 at George Washington.....L	23-28
Jan.12 at Maryland.....L	14-30
Jan.15 at William & Mary.....W	30-19
Jan.18 Randolph-Macon.....L	26-39
Jan.20 at Virginia.....L	19-55
Jan.22 at Lynchburg.....W	35-16
Jan.23 at Hampden-Sydney.....W	34-26
Jan.28 at VMI.....W	22-16
Jan.30 at Washington & Lee.....L	20-35
Feb.2 Virginia Tech.....L	25-26
Feb.4 Stevens Tech.....W	41-31
Feb.6 at Randolph-Macon.....W	50-24
Feb.9 Roanoke.....W	37-35
Feb.11 Bridgewater.....W	54-27
Feb.15 Duke.....W	42-30
Feb.18 Guilford College.....W	35-29
Feb.20 Hampden-Sydney.....W	48-28
Feb.23 at Medical College.....W	46-22
Feb.25 Lynchburg.....W	58-27
Mar.2 William & Mary.....W	30-23

STARTERS

Peterson, Herb (F).....So.	10.5
Seawright, Carl (F).....Sr.	5.9
DeMotte, Joe (C).....Jr.	6.7
Miller, Dave (G).....Sr.	3.4
Spose, Al (G).....Sr.	4.6

## 1926-27 (14-4, 7-3, Va. Conf.)

(H: 7-2; A: 7-2)  
 HEAD COACH: Frank M. Dobson  
 CAPTAIN: Joe DeMotte

Jan.8 Medical College.....W	45-24
Jan.12 at VMI.....W	48-23
Jan.13 at Washington & Lee.....W	30-29
Jan.14 at Virginia.....W	22-17
Jan.18 William & Mary.....W	20-18
Jan.21 St. John's (Md.).....W	51-18
Jan.26 Randolph-Macon.....W	60-14
Jan.28 at Medical College.....W	51-28
Feb.2 Union Theological.....W	61-10
Feb.4 Lynchburg.....W	59-21
Feb.9 Bridgewater.....W	58-27
Feb.11 Hampden-Sydney.....L	25-32
Feb.16 Roanoke.....L	27-29
Feb.17 at Lynchburg.....W	41-36
Feb.18 at Hampden-Sydney.....W	31-23
Feb.22 Wake Forest.....L	33-38
Feb.24 at Randolph-Macon.....W	39-28
Feb.26 at William & Mary.....L	14-25

STARTERS

Peterson, Herb (F).....Jr.	11.6
Sanford, Taylor (F).....So.	9.9
DeMotte, Joe (C).....Sr.	6.4
Gaskins, Lee (G).....So.	3.9
Bell, E.W. (G).....Sr.	2.9

## 1927-28 (11-5, 7-3, Va. Conf.)

(H: 8-2; A: 3-3)  
 HEAD COACH: Frank M. Dobson  
 CAPTAIN: Herb Peterson

Jan.7 Medical College.....W	33-16
Jan.13 at Lynchburg.....W	33-30
Jan.14 at Hampden-Sydney.....L	38-34
Jan.17 at William & Mary.....L	22-25
Jan.21 Randolph-Macon.....L	49-52

Jan.28 St. John's (Md.).....W	34-27
Jan.30 Emory & Henry.....W	40-39
Feb.1 at Virginia.....L	30-38
Feb.4 William & Mary.....L	27-41
Feb.8 at Randolph-Macon.....W	43-32
Feb.10 Bridgewater.....W	43-26
Feb.14 Concord College.....W	42-33
Feb.17 at Medical College.....L	31-33
Feb.22 Virginia Tech.....W	36-26
Feb.24 Lynchburg.....W	49-34
Feb.27 Hampden-Sydney.....W	56-21

STARTERS

Mann, Russell (F).....So.	8.4
Peterson, Herb (F).....Sr.	12.1
Sanford, Taylor (C).....Jr.	8.4
Eacho, Stuart (G).....Fr.	5.6
Gaskins, Lee (G).....Jr.	3.9

## 1928-29 (10-5, 8-2, Va. Conf.)

(H: 8-3; A: 2-2)  
 HEAD COACH: Frank M. Dobson  
 CAPTAIN: Lee Gaskins

Jan.8 Medical College.....L	46-51
Jan.14 Hampden-Sydney.....W	26-24
Jan.15 Roanoke.....W	37-29
Jan.19 William & Mary.....W	36-32
Jan.23 Randolph-Macon.....W	51-37
Feb.1 St. John's (Md.).....L	41-44
Feb.4 Wake Forest.....W	47-32
Feb.7 Bridgewater.....W	52-41
Feb.8 Lynchburg.....W	53-27
Feb.12 at Hampden-Sydney.....W	46-33
Feb.13 Emory & Henry.....W	36-34
Feb.15 Concord College.....L	26-31
Feb.21 at William & Mary.....L	30-34
Feb.23 at Medical College.....L	48-17
Mar.2 at Randolph-Macon.....L	30-41

STARTERS

Eacho, Stuart (F).....So.	7.6
Mann, Russell (F).....Jr.	14.2
Sanford, Taylor (C).....Sr.	8.6
Gaskins, Lee (G).....Sr.	6.1
Onesty, Lou (G).....So.	4.5

## 1929-30 (7-8, 5-6, Va. Conf.)

(H: 4-3 A: 3-5)  
 HEAD COACH: Frank M. Dobson  
 CAPTAIN: Russell Mann

Jan.8 Medical College.....W	37-26
Jan.11 at Washington & Lee.....L	35-39
Jan.13 at Roanoke.....W	37-22
Jan.14 at Lynchburg.....L	30-31
Jan.18 at William & Mary.....L	22-31
Jan.21 at Virginia.....L	35-36
Feb.4 Hampden-Sydney.....W	45-36
Feb.8 Randolph-Macon*.....L	48-52
Feb.13 Emory & Henry.....L	32-34
Feb.18 Lynchburg.....W	41-33
Feb.20 Bridgewater.....W	34-26
Feb.22 William & Mary.....L	22-34
Feb.24 at Hampden-Sydney.....W	33-19
Feb.26 at Medical College.....W	36-24
Mar.1 at Randolph-Macon.....L	25-33

\*Overtime

STARTERS

Adams, Johnny (F).....So.	6.4
Mann, Russell (F).....Sr.	9.0
Eacho, Stuart (C).....Jr.	5.8
Onesty, Lou (G).....Jr.	4.8
Sherman, Lud (G).....So.	4.5

## 1930-31 (6-8, 3-6, Va. Conf.)

(H: 4-3 A: 2-5)  
 HEAD COACH: Frank M. Dobson  
 CAPTAIN: Stuart Eacho

Jan.9 Alumni.....W	39-28
Jan.10 Medical College.....W	31-21
Feb.3 at Roanoke.....W	27-24
Feb.4 at VMI.....L	28-33
Feb.5 at Hampden-Sydney.....L	25-31
Feb.9 William & Mary.....L	38-46
Feb.13 at Medical College.....W	45-39



# Richmond Men's Basketball

# 2025 Offseason Record Book

Feb.25 VMI..... L 36-37  
 SOUTHERN CONFERENCE TOURN. @ RALEIGH, N.C.  
 Mar.1 VMI..... W 31-20  
 Mar.2 Maryland..... L 32-47  
 \*Overtime  
**STARTERS**

Humbert, Dick(F)..... So. 4.9  
 Spears, George(F)..... Sr. 1.9  
 Burge, Bill(C)..... Jr. 8.3  
 Ely, Jimmy(G)..... Jr. 5.4  
 Hoskins, Staurt(G)..... Jr. 5.1

## 1939-40 (11-6; SC: 6-5)

(H: 8-0 A: 3-5 N:0-1)

HEAD COACH: Malcolm U. Pitt  
 CAPTAIN: Stuart Hoskins  
 Dec.12 Hampden-Sydney..... W 46-22  
 Dec.16 Davidson..... W 33-32  
 Dec.18 Randolph-Macon..... W 45-11  
 Jan.10 William & Mary..... W 35-33  
 Jan.13 at Maryland..... L 19-35  
 Jan.27 at Randolph-Macon..... W 39-19  
 Feb.2 Virginia Tech..... W 41-39  
 Feb.7 at Virginia Tech..... W 41-32  
 Feb.8 at Hampden Sydney..... W 39-34  
 Feb.12 at VMI..... L 26-28  
 Feb.13 at Wash. & Lee..... L 23-37  
 Feb.16 Virginia..... W 27-21  
 Feb.19 at William & Mary..... L 38-43  
 Feb.22 Washington & Lee..... W 32-26  
 Feb.24 VMI..... W 52-21  
 Feb.26 at Virginia..... L 20-36

SOUTHERN CONFERENCE TOURN. @ RALEIGH, N.C.  
 Feb.29 Wake Forest..... L 34-40  
**STARTERS**  
 Humbert, Dick(F)..... Jr. 5.6  
 Bragg, Ed(F)..... Sr. 3.7  
 Burge, Bill(C)..... Sr. 7.6  
 Ely, Jimmy(G)..... Sr. 5.1  
 Hoskins, Staurt(G)..... Sr. 6.9

## 1940-41 (11-10; SC: 7-6)

(H: 9-3 A: 2-6 N: 0-1)

HEAD COACH: Malcolm U. Pitt  
 CAPTAIN: Dick Humbert  
 Dec.11 Hampden-Sydney..... W 31-29  
 Dec.14 at Maryland..... W 48-36  
 Dec.16 Randolph-Macon..... W 39-25  
 Dec.18 Clemson..... W 52-45  
 Jan.4 Lehigh..... W 40-38  
 Jan.11 George Washington..... L 36-58  
 Jan.13 Virginia..... L 18-37  
 Jan.25 at Randolph-Macon..... W 40-29  
 Jan.28 at Virginia..... W 22-37  
 Jan.31 Maryland..... W 38-17  
 Feb.1 VMI..... W 28-18  
 Feb.3 at William & Mary..... L 32-37  
 Feb.5 Furman..... W 38-25  
 Feb.7 Virginia Tech..... W 36-35  
 Feb.11 at Hampden-Sydney..... L 33-36  
 Feb.14 at Washington & Lee..... L 36-39  
 Feb.15 at VMI..... L 28-39  
 Feb.18 at Virginia Tech..... L 31-37  
 Feb.20 William & Mary..... W 46-41  
 Feb.22 Washington & Lee..... L 26-28

SOUTHERN CONFERENCE TOURN. @ RALEIGH, N.C.  
 Feb.27 South Carolina..... L 32-41  
**STARTERS**  
 Erickson, Robert(F)..... So. 8.6  
 Pitt, Mac, Jr.(F)..... Jr. 8.5  
 Jones, Arthur(C)..... Sr. 4.9  
 Humbert, Dick(G)..... Sr. 7.4  
 Giragosian, Archie(G)..... Jr. 3.4

## 1941-42 (9-10; SC: 4-8)

(H: 4-3 A: 4-5 N: 1-2)

HEAD COACH: Malcolm U. Pitt  
 CAPTAIN: Mac Pitt, Jr.  
 Dec.9 at Langley Field..... L 34-37  
 Dec.13 Maryland..... L 23-41  
 Dec.16 Randolph-Macon..... L 51-25  
 Jan.6 Hampden-Sydney..... W 60-32

Jan.10 at Virginia..... W 25-17  
 Jan.13 William & Mary#..... L 33-47  
 Jan.16 at VMI..... L 36-57  
 Jan.17 at Wash. & Lee..... L 31-41  
 Jan.31 at Randolph-Macon..... W 36-26  
 Feb.3 Virginia Tech..... W 44-39  
 Feb.5 Virginia#..... L 24-36  
 Feb.7 at Hampden-Sydney..... W 39-37  
 Feb.8 at Virginia Tech..... W 34-33  
 Feb.13 Furman\*..... L 46-54  
 Feb.14 George Washington..... L 38-61  
 Feb.17 at William & Mary..... L 29-42  
 Feb.20 VMI#..... W 43-29  
 Feb.21 Washington & Lee..... W 45-36  
 Feb.24 at North Carolina..... L 30-47

# at Cavalier Arena \*Overtime  
 NOTE: Games at Cavalier Arena were home contests

**STARTERS**  
 Erickson, Robert(F)..... Jr. 9.7  
 Savage, U.S.(F)..... So. 1.4  
 Thistlethwaite, Dick(C)..... Jr. 5.9  
 Pitt, Mac, Jr.(G)..... Sr. 10.1  
 Miller, Louis(G)..... So. 7.2

## 1942-43 (11-5; SC: 4-4)

(H: 7-2 A: 3-3 N: 1-0)

HEAD COACH: Malcolm U. Pitt  
 CAPTAIN: Robert Erickson  
 Dec.7 Rich. Anti Air Craft..... W 34-24  
 Dec.10 Richmond Air Base..... W 33-31  
 Dec.16 at Maryland..... L 28-32  
 Jan.5 Randolph-Macon..... W 38-35  
 Jan.9 Hampden-Sydney..... W 44-38  
 Jan.12 at William & Mary..... L 27-40  
 Jan.14 Virginia..... W 50-48  
 Feb.2 William & Mary..... L 20-40  
 Feb.5 at VMI..... W 36-27  
 Feb.5.6 at Wash. & Lee..... W 33-32  
 Feb.9 at Virginia..... W 41-33  
 Feb.11 Union Theological..... W 79-19  
 Feb.18 North Carolina#..... W 53-51  
 Feb.20 VMI..... L 30-48  
 Feb.22 Washington & Lee..... W 59-41  
 Feb.27 at Hampden-Sydney..... L 37-45

# Game played at Thomas Jefferson High School in Richmond, Va.

**STARTERS**  
 Gantt, Freddie(F)..... Fr. 10.6  
 Erickson, Robert(F)..... Sr. 9.8  
 Thistlethwaite, Dick(C)..... Sr. 5.9  
 Miller, Louis(G)..... Jr. 8.4  
 Gasser, George(G)..... Jr. 4.0

## 1943-44 (7-6; SC 3-2)

(H: 4-3 A: 3-1 N: 0-2)

HEAD COACH: Malcolm U. Pitt  
 CAPTAIN: George Gasser  
 Dec.14 at Norfolk Naval Trn. Stn..... L 34-82  
 Dec.18 Hampden-Sydney..... W 40-29  
 Jan.9 at Hampden-Sydney..... W 38-29  
 Jan.13 at Virginia..... W 43-31  
 Jan.15 William & Mary\*..... L 55-58  
 Jan.22 Richmond Army Air Base..... L 44-51  
 Jan.29 North Carolina#..... L 45-49  
 Feb.5 Richmond Army Air Base..... L 62-65  
 Feb.8 Virginia..... W 46-38  
 Feb.12 Maryland..... W 65-34  
 Feb.18 at William & Mary..... W 47-42  
 Feb.22 VMI..... W 65-19  
 SOUTHERN CONFERENCE TOURN. @ RALEIGH, N.C.  
 Feb. 25 North Carolina..... L 41-62  
 # - Game at Thomas Jefferson HS (Richmond)  
 \*overtime game

## 1944-45 (3-4; SC: 2-0)

(H: 2-2 A: 1-2)

HEAD COACH: Malcolm U. Pitt  
 CAPTAIN: Freddie Gantt  
 Dec.9 Rich. Army Air Base..... L 50-52  
 Dec.16 at Norfolk Naval Trn. Stn..... L 30-82  
 Jan.6 at Virginia..... L 24-30

Jan.12 at William & Mary..... W 58-37  
 Jan.13 Hampden-Sydney..... L 41-43  
 Jan.20 McGuire's Hospital..... W 69-34  
 Jan.22 VMI..... W 55-29

**STARTERS**  
 Gantt, Freddie(F)..... Jr. 16.0  
 Stoneburner, John(F)..... Sr. 5.9  
 Pitts, Doug(C)..... Sr. 9.7  
 Allen, Jimmy(G)..... Sr. 9.0  
 Border, Jimmy(G)..... Sr. 2.8

## 1945-46 (8-12; SC: 3-7)

(H: 7-4 A: 1-8)

HEAD COACH: Malcolm U. Pitt  
 CAPTAIN: Freddie Gantt  
 Dec.10 Union Theological..... W 64-26  
 Dec.12 N'flk Naval Tr. Station..... L 45-57  
 Jan.5 Hampden-Sydney..... W 39-36  
 Jan.7 at VMI..... L 28-30  
 Jan.9 Wake Forest..... L 32-39  
 Jan.10 Medical College..... W 38-32  
 Jan.12 George Washington..... W 36-34  
 Jan.16 at Virginia..... L 47-49  
 Jan.19 William & Mary..... W 39-38  
 Jan.28 at Virginia Tech..... L 32-40  
 Jan.29 at Hampden-Sydney..... W 44-31  
 Feb.1 Virginia Tech..... L 25-31  
 Feb.4 Virginia..... W 50-39  
 Feb.6 at McGuire's Hosp..... L 36-45  
 Feb.10 at William & Mary..... L 40-44  
 Feb.12 Randolph-Macon..... L 44-49  
 Feb.15 at George Wash..... L 38-51  
 Feb.16 at Maryland..... L 31-37  
 Feb.20 at Randolph-Macon..... L 36-38  
 Feb.22 VMI..... W 51-22

**STARTERS**  
 Gantt, Freddie(F)..... Sr. 16.0  
 Stoneburner, John(F)..... Sr. 2.5  
 DiServio, Tony(C)..... Fr. 11.5  
 Anderson, Sattler(G)..... Fr. 4.4  
 Null, Jack(G)..... Jr. 2.1

## 1946-47 (17-9; SC: 8-5)

(H: 10-3 A: 7-5; N: 0-1)

HEAD COACH: Malcolm U. Pitt  
 CAPTAIN: Louis Miller  
 Dec.10 Union Theological..... W 90-24  
 Dec.12 at Langley Field..... W 55-38  
 Dec.14 Fort Belvoir..... W 56-53  
 Dec.17 Georgetown..... W 38-46  
 Jan.4 Medical College..... W 54-44  
 Jan.7 at Quantico Marines..... W 65-51  
 Jan.8 at Maryland..... W 41-39  
 Jan.11 William & Mary#..... L 45-47  
 Jan.14 Hampden-Sydney#..... W 54-42  
 Jan.17 Virginia#..... W 44-40  
 Jan.18 at William & Mary..... W 40-34  
 Jan.31 Virginia Tech#..... W 49-45  
 Feb.3 George Washington#..... L 44-52  
 Feb.4 at Hampden-Sydney..... L 45-55  
 Feb.7 at Wash. & Lee..... L 47-74  
 Feb.8 at VMI..... W 60-52  
 Feb.11 at Virginia Tech..... L 40-54  
 Feb.12 Randolph-Macon#..... W 60-46  
 Feb.15 Maryland#..... W 68-49  
 Feb.18 at Geo. Washington..... L 47-76  
 Feb.21 VMI#..... W 53-51  
 Feb.22 Washington & Lee#..... W 45-37  
 Feb.25 at Virginia\*\*..... L 54-55  
 Feb.27 at Wake Forest..... W 63-54  
 Mar.3 at Randolph-Macon..... W 44-39  
 SOUTHERN CONFERENCE TOURN. @ DURHAM, N.C.  
 Mar.6 North Carolina..... L 43-55  
 \*\*Double Overtime

# Home games, unless otherwise noted, from Jan.11, 1947 were played at Blues' Army. **STARTERS**

Dolsley, Bernard(F)..... So. 8.3  
 Robinson, Irvin(F)..... Sr. 4.8  
 DiServio, Tony(C)..... So. 9.8  
 Miller, Louis(G)..... Sr. 10.5  
 Rinaldi, Al(G)..... Fr. 10.1

# Richmond Men's Basketball

# 2025 Offseason Record Book

## 1947-48 (8-14; SC: 4-9)

(H: 7-6 A: 1-8)  
HEAD COACH: Malcolm U. Pitt  
CAPTAIN: Irvin Robinson

Dec. 6	at Quantico Marines.....	L	37-42
Dec. 17	George Washington.....	L	53-75
Dec. 20	Georgetown.....	L	54-64
Jan. 6	Union Theological.....	W	64-41
Jan. 8	Hampden-Sydney.....	W	49-44
Jan. 10	VMI.....	W	50-34
Jan. 14	Randolph-Macon*.....	W	48-47
Jan. 17	William & Mary.....	L	47-50
Jan. 30	The Citadel.....	W	71-50
Jan. 31	at Virginia.....	L	54-62
Feb. 2	at Hampden-Sydney*.....	L	54-61
Feb. 4	Wake Forest.....	L	47-48
Feb. 6	Virginia Tech.....	L	46-51
Feb. 7	Virginia.....	L	57-70
Feb. 10	at VMI.....	L	54-61
Feb. 11	at Wash. & Lee.....	L	57-65
Feb. 16	at Virginia Tech.....	L	48-55
Feb. 19	at Maryland.....	L	53-60
Feb. 23	Washington & Lee.....	W	69-57
Feb. 26	Maryland.....	W	64-62
Feb. 28	at William & Mary.....	L	47-52
Mar. 2	at Randolph-Macon.....	W	69-66

All home games played at Blues' Armory  
\*Overtime  
STARTERS  
Dolsey, Bernard (F)..... Jr. 7.0  
Haines, Art (F)..... Jr. 10.9  
Pitts, Doug (C)..... Jr. 10.5  
Brown, Wes (G)..... Fr. 6.8  
Rinaldi, Al (G)..... So. 10.2

## 1948-49 (8-15; SC: 5-10)

(H: 5-7 A: 3-8)  
HEAD COACH: Malcolm U. Pitt  
CAPTAIN: Bernard Dolsey

Dec. 11	at Geo. Washington.....	L	49-68
Dec. 13	at Maryland.....	W	54-45
Dec. 15	at Quantico Marines.....	L	57-59
Dec. 17	Clemson.....	W	47-45
Jan. 7	VMI.....	L	52-65
Jan. 8	Georgetown.....	L	44-69
Jan. 10	at Wake Forest.....	L	51-63
Jan. 13	at Virginia.....	L	61-68
Jan. 28	N.C. State.....	L	56-77
Jan. 29	at Virginia Tech.....	W	51-48
Feb. 1	Randolph-Macon.....	W	74-48
Feb. 3	at Hampden-Sydney.....	L	47-59
Feb. 5	Virginia Tech.....	L	47-52
Feb. 7	Hampden-Sydney.....	L	57-60
Feb. 9	at William & Mary.....	L	47-61
Feb. 12	Virginia.....	W	59-58
Feb. 15	at VMI.....	L	51-70
Feb. 16	at Wash. & Lee.....	L	64-84
Feb. 19	The Citadel.....	W	58-42
Feb. 22	Washington & Lee.....	W	77-53
Feb. 24	Maryland.....	L	51-66
Feb. 26	William & Mary.....	L	53-82
Feb. 28	at Randolph-Macon.....	W	62-60

Home games played at Blues' Armory  
STARTERS  
Stephenson, Elmo (F)..... So. 12.8  
Haines, Art (F)..... Sr. 9.7  
Suttenfield, Jim (C)..... Sr. 9.2  
Brown, Wes (G)..... So. 7.3  
Shaw, Bob (G)..... Jr. 5.4

## 1949-50 (8-16; SC: 4-13)

(H: 5-9 A: 3-7)  
HEAD COACH: Malcolm U. Pitt  
CAPTAIN: Wes Brown

Dec. 6	North Carolina.....	L	50-58
Dec. 13	at Quantico Marines.....	W	66-61
Dec. 17	Clemson.....	L	53-75
Jan. 5	Hampden-Sydney.....	L	57-58
Jan. 7	at Geo. Washington.....	L	49-66
Jan. 11	Geo. Washington*.....	L	56-62
Jan. 12	Maryland.....	W	59-49
Jan. 14	Virginia.....	W	76-62

Jan. 21	VMI.....	L	64-72
Jan. 31	at Virginia Tech.....	L	51-61
Feb. 3	Wake Forest.....	L	54-67
Feb. 4	William & Mary.....	L	47-50
Feb. 6	Randolph-Macon.....	W	78-55
Feb. 8	at Virginia.....	L	46-70
Feb. 10	Virginia Tech.....	L	39-74
Feb. 11	South Carolina.....	W	65-60
Feb. 14	at Wash. & Lee.....	L	75-88
Feb. 15	at VMI.....	W	70-62
Feb. 17	Davidson.....	W	81-60
Feb. 21	at Maryland.....	L	48-67
Feb. 22	Washington & Lee.....	L	70-72
Feb. 25	at William & Mary.....	L	54-81
Feb. 27	at Hampden-Sydney.....	L	58-66
Feb. 28	at Randolph-Macon.....	W	55-50

Home games played at Blues' Armory  
\*Overtime  
STARTERS  
Stephenson, Elmo (F)..... Jr. 14.9  
Shaw, Bob (F)..... Sr. 14.0  
Condos, Gus (C)..... So. 5.0  
Brown, Wes (G)..... Jr. 11.4  
Rinaldi, Al (G)..... Jr. 7.3

## 1950-51 (7-14; SC: 5-10)

(H: 4-6 A: 3-7; N: 0-1)  
HEAD COACH: Malcolm U. Pitt  
CAPTAIN: Wes Brown

Dec. 4	at Quantico Marines.....	L	57-67
Dec. 7	at North Carolina.....	L	46-69
Dec. 13	George Washington.....	L	52-58
Dec. 15	Davidson.....	W	69-61
Jan. 3	Hampden-Sydney.....	W	48-45
Jan. 6	Maryland.....	L	42-48
Jan. 9	Furman.....	W	60-29
Jan. 12	at Wash. & Lee.....	W	77-59
Jan. 13	at VMI.....	W	64-56
Jan. 20	at William & Mary.....	L	46-64
Jan. 27	VMI.....	L	52-53
Feb. 1	Virginia Tech.....	L	76-86
Feb. 6	at West Virginia#.....	L	60-76
Feb. 8	at Virginia.....	W	68-67
Feb. 10	Washington & Lee.....	W	68-67
Feb. 14	at Virginia Tech.....	L	61-83
Feb. 17	Virginia.....	L	49-68
Feb. 21	at Maryland.....	L	33-42
Feb. 22	at Hampden-Sydney.....	L	59-83
Feb. 24	William & Mary.....	L	58-76
Feb. 27	at Randolph-Macon.....	L	61-68

Home games at Grays' Armory #Charleston, WVa.  
STARTERS  
Moughamiam, Simon (F)... Jr. 9.0  
Gahagan, Jim (F)..... So. 8.2  
St. Leger, John (C)..... So. 8.9  
Brown, Wes (G)..... Sr. 17.1  
Rinaldi, Al (G)..... Sr. 9.8

## 1951-52 (7-15; SC: 3-11)

(H: 5-6 A: 2-9)  
HEAD COACH: Malcolm U. Pitt  
CAPTAIN: Simon Moughamiam

Dec. 5	at Quantico Marines.....	L	50-64
Dec. 7	North Carolina.....	L	56-62
Dec. 13	West Virginia.....	L	72-83
Jan. 4	Mt. Union.....	W	89-79
Jan. 7	Washington & Lee.....	L	65-81
Jan. 8	at Geo. Washington.....	L	54-79
Jan. 11	at Virginia.....	L	64-75
Jan. 15	VMI.....	L	67-78
Jan. 19	at William & Mary.....	L	70-86
Feb. 1	Virginia Tech.....	W	83-70
Feb. 4	Hampden-Sydney.....	W	68-67
Feb. 6	at Virginia Tech.....	L	54-60
Feb. 9	Virginia.....	L	47-79
Feb. 11	at #12 West Virginia.....	L	55-87
Feb. 14	at Maryland.....	L	45-55
Feb. 16	at Georgetown.....	L	54-69
Feb. 19	at Wash. & Lee.....	L	79-85
Feb. 20	at VMI.....	W	77-64
Feb. 23	William & Mary.....	W	80-61
Feb. 25	at Hampden-Sydney.....	W	72-71

Feb. 27	Maryland.....	L	50-54
Feb. 29	Randolph-Macon.....	W	83-63

Home games played at Benedictine Gym  
STARTERS  
Stephenson, Elmo (F)..... Sr. 14.7  
Moughamiam, Simon (F)... Sr. 8.8  
Rowe, Dan (C)..... Jr. 12.6  
Gahagan, Jim (G)..... Jr. 14.1  
Mills, Warren (G)..... Fr. 8.8

## 1952-53 (20-7; SC: 13-5)

(H: 10-2 A: 10-3; N: 0-2)  
HEAD COACH: H. Lester Hooker Jr.  
CAPTAIN: Jim Gahagan

Dec. 2	Medical College.....	W	91-65
Dec. 4	Hampden-Sydney.....	W	85-52
Dec. 6	at North Carolina.....	L	64-80
Dec. 12	at Furman.....	L	71-73
Dec. 13	at Clemson.....	W	74-60
Dec. 15	at South Carolina.....	W	84-78
Dec. 19	West Virginia.....	L	83-65
Jan. 8	Maryland*.....	L	60-63
Jan. 10	Geo. Washington.....	L	68-81
Jan. 12	at VMI.....	W	75-65
Jan. 13	at Wash. & Lee.....	W	95-66
Jan. 15	Randolph-Macon.....	W	78-57
Jan. 17	William & Mary.....	W	82-78
Jan. 31	Virginia Tech.....	W	86-54
Feb. 3	#12 North Carolina**.....	W	87-82
Feb. 5	at Randolph-Macon*.....	W	74-68
Feb. 7	Virginia.....	W	93-85
Feb. 9	at Maryland.....	W	49-46
Feb. 11	at Emory & Henry#.....	L	80-83
Feb. 12	at Virginia Tech.....	W	77-71
Feb. 14	VMI.....	W	86-76
Feb. 17	at West Virginia.....	L	86-89
Feb. 20	Washington & Lee.....	W	88-79
Feb. 24	at Virginia*.....	W	88-81
Feb. 25	at Hampden-Sydney.....	W	92-75
Feb. 28	at William & Mary.....	W	76-70

SOUTHERN CONFERENCE TOURN. @ RALEIGH, N.C.  
Mar. 5 Wake Forest..... L 70-85  
Home games played at Benedictine Gym  
\*Overtime \*\*Double Overtime # at Wytheville, Va.  
STARTERS  
Gahagan, Jim (F)..... Sr. 15.0  
Daniel, Ken (F)..... Fr. 9.6  
Lysaght, Walt (C)..... Fr. 12.2  
Harrison, Ed (G)..... Fr. 16.9  
Mills, Warren (G)..... So. 9.4

## 1953-54 (23-8; SC: 10-3)

(H: 11-2 A: 9-4 N: 3-2)  
HEAD COACH: H. Lester Hooker Jr.  
CAPTAIN: Warren Mills

Dec. 1	Medical College.....	W	98-56
Dec. 3	Richmond Prof. Inst.....	W	94-63
Dec. 5	Randolph-Macon.....	W	93-30
Dec. 8	Hampden-Sydney.....	W	69-58
Dec. 11	at George Washington.....	L	67-81
Dec. 14	Apprentice School.....	W	104-45
Dec. 18	VMI.....	W	75-62
Dec. 22	at West Virginia.....	W	74-67
Dec. 29	Virginia Tech#.....	L	63-53
Dec. 30	George Washington#.....	L	67-81
Jan. 4	Maryland.....	L	64-72
Jan. 7	at Virginia.....	W	78-69
Jan. 8	at Wash. & Lee.....	W	70-68
Jan. 11	at Maryland.....	W	73-71
Jan. 13	at Randolph-Macon.....	W	57-44
Jan. 16	William & Mary.....	W	85-73
Jan. 29	Virginia Tech.....	W	99-75
Feb. 1	West Virginia.....	W	85-80
Feb. 3	at Hampden-Sydney.....	W	97-85
Feb. 5	Virginia.....	W	107-84
Feb. 8	at Furman.....	L	76-97
Feb. 11	at St. John's (N.Y.).....	L	59-62
Feb. 13	at St. Joseph's.....	L	59-71
Feb. 15	at Virginia Tech.....	W	83-61
Feb. 17	at VMI.....	W	94-76
Feb. 20	Washington & Lee.....	W	78-73
Feb. 22	Furman.....	L	76-85



# Richmond Men's Basketball

# 2025 Offseason Record Book

Feb.27	at William & Mary	.....W	68-63
SOUTHERN CONF. TOURN. @ MORGANTOWN, W.VA.			
Mar.4	VMI	.....W	84-66
Mar.5	Furman*	.....W	85-81
Mar.6	#9 George Washington	.....L	70-83

NOTE: All home games played at Benedictine Gym  
 \*Capital Invitational in Arlington, Va  
 #Overtime  
**STARTERS**

Daniel, Ken (F)	.....So.	12.5
Lysaght, Walt (F)	.....So.	11.6
Witt, Bob (C)	.....So.	12.1
Harrison, Ed (G)	.....So.	15.4
Mills, Warren (G)	.....Jr.	13.0

## 1954-55 (19-9; SC: 9-4)

(H: 15-5 A: 4-4)  
 HEAD COACH: H. Lester Hooker Jr.  
 CAPTAINS: Warren Mills, Ed Harrison, Barry Saunders

Dec.1	Furman %	.....W	101-87
Dec.3	Minnesota-Duluth %	.....W	102-72
Dec.4	Belmont %	.....W	115-73
Dec.8	at Wash & Lee	.....W	95-78
Dec.10	Randolph-Macon %	.....W	119-52
Dec.13	at West Virginia	.....L	66-72
Dec.17	VMI &	.....W	94-74
Dec.28	Boston College #8	.....W	90-68
Dec.29	Virginia Tech #8	.....L	84-57
Dec.30	George Washington #8	.....L	75-89
Jan.3	Temple &	.....L	71-80
Jan.5	#17 Villanova &	.....W	92-82
Jan.8	#6 George Washington &	.....W	72-67
Jan.10	Virginia Tech &	.....W	63-61
Jan.15	William & Mary &	.....W	92-71
Jan.29	Wake Forest &	.....L	72-75
Jan.31	West Virginia &	.....W	106-67
Feb.4	at Virginia Tech	.....W	70-65
Feb.9	at VMI	.....W	78-54
Feb.11	at #6 George Washington	.....L	62-77
Feb.12	at #3 La Salle	.....L	80-91
Feb.17	Washington & Lee &	.....L	86-91
Feb.19	Virginia &	.....W	92-88
Feb.22	at Furman	.....W	79-73
Feb.24	Hampden-Sydney &	.....W	81-65
Feb.26	at William & Mary	.....L	78-93

SOCON TOURNAMENT @ RICHMOND ARENA  
 Mar.3 William & Mary .....W 90-75  
 Mar.2 #13 George Washington .....L 65-67  
 %Benedictine Gym, Richmond, Va.  
 #Richmond Arena #UR Invitational  
 NOTE: Home games after Dec. 10, 1954 were moved to the Richmond Arena where home contests were played until December 1971.  
**STARTERS**

Daniel, Ken (F)	.....Jr.	15.3
Lysaght, Walt (F)	.....Jr.	14.3
Witt, Bob (C)	.....Jr.	11.7
Harrison, Ed (G)	.....Jr.	16.0
Mills, Warren (G)	.....Sr.	13.7

## 1955-56 (16-13; SC: 8-6)

(H: 13-6 A: 3-5 N: 0-2)  
 HEAD COACH: H. Lester Hooker Jr.  
 CAPTAIN: Ed Harrison, Walt Lysaght

Dec.1	Hampden-Sydney	.....W	81-39
Dec.3	Randolph-Macon	.....W	96-53
Dec.6	at Washington & Lee	.....L	76-78
Dec.10	Virginia	.....W	74-72
Dec.14	VMI	.....W	96-54
Dec.17	at Canisius	.....L	79-106
Dec.20	at West Virginia	.....L	74-89
Dec.28	Army#	.....W	96-84
Dec.29	William & Mary#	.....W	72-60
Dec.30	Cincinnati#	.....L	60-89
Jan.3	at Furman	.....W	130-92
Jan.4	Belmont Abbey\$	.....L	82-84
Jan.7	#7 George Washington	.....W	78-67
Jan.10	Furman	.....L	85-94
Jan.14	William & Mary	.....W	75-53
Jan.28	La Salle	.....L	59-74
Feb.1	at Virginia Tech	.....W	66-60

Feb.4	West Virginia	.....W	84-78
Feb.6	Wake Forest%	.....L	73-81
Feb.9	at #19 George Washington	.....L	84-103
Feb.11	Villanova	.....W	103-73
Feb.13	Wake Forest	.....L	68-73
Feb.16	at Virginia Military	.....W	90-68
Feb.18	Virginia Tech*	.....L	71-73
Feb.22	Washington & Lee	.....W	88-70
Feb.25	at William & Mary	.....L	77-79

SOUTHERN CONF. TOURN. @ RICHMOND ARENA  
 Mar.1 William & Mary .....W 79-62  
 Mar.2 Washington & Lee .....W 65-56  
 Mar.3 West Virginia .....L 56-58  
 \*Overtime #UR Invt.  
 %Portsmouth, Va. \$ at Charlotte

**STARTERS**

Daniel, Ken (F)	.....Sr.	10.5
Lysaght, Walt (F)	.....Sr.	13.5
Atkins, Curt (C)	.....So.	7.2
Harrison, Ed (G)	.....Sr.	15.6
Mitchell, Warren (G)	.....Jr.	9.3

## 1956-57 (15-11; SC: 9-7)

(H: 9-6 A: 6-5)  
 HEAD COACH: H. Lester Hooker Jr.  
 CAPTAIN: Warren Mitchell

Dec.1	The Citadel	.....W	91-69
Dec.4	at Virginia Tech	.....L	71-79
Dec.8	Virginia	.....W	65-59
Dec.11	at Washington & Lee*	.....L	83-86
Dec.15	VMI	.....W	85-68
Dec.18	at #8 West Virginia	.....L	74-105
Dec.27	Penn State#	.....L	60-64
Dec.28	Davidson#	.....W	92-63
Dec.29	Columbia#	.....L	73-81
Jan.5	George Washington	.....W	72-64
Jan.8	at Virginia	.....W	56-50
Jan.12	William & Mary	.....W	68-55
Jan.15	at George Washington	.....W	70-57
Jan.19	Virginia Tech	.....L	47-49
Feb.2	Georgetown	.....W	97-81
Feb.5	Furman	.....W	80-73
Feb.9	#11 West Virginia	.....L	81-87
Feb.11	at The Citadel	.....W	67-54
Feb.13	at Furman**	.....L	97-99
Feb.16	at Villanova	.....W	65-64
Feb.20	at VMI	.....W	76-68
Feb.23	at La Salle	.....L	52-60
Feb.26	Washington & Lee	.....L	68-77
Mar.2	at William & Mary	.....W	82-73

SOUTHERN CONF. TOURN. @ RICHMOND ARENA  
 Mar.7 Furman .....W 90-71  
 Mar.8 #11 West Virginia .....L 62-83  
 \*Overtime \*\*Double Overtime  
 #UR Invitational

**STARTERS**

Peschel, Roy (F)	.....Jr.	12.7
Lambiotte, Butch (F)	.....Fr.	12.5
Adkins, Curt (C)	.....Jr.	6.9
Rauppius, Larry (G)	.....Jr.	10.2
Mitchell, Warren (G)	.....Sr.	13.7

## 1957-58 (14-12; SC: 7-8)

(H: 9-6 A: 5-6)  
 HEAD COACH: H. Lester Hooker Jr.  
 CAPTAIN: Roy Peschel

Dec.5	at Virginia Tech	.....W	72-62
Dec.7	at Virginia	.....W	64-51
Dec.10	at Wash. & Lee	.....W	75-65
Dec.12	Texas A&M	.....W	70-50
Dec.14	VMI	.....W	65-59
Dec.17	at #8 West Virginia*	.....L	74-76
Dec.19	at St. Joseph's	.....L	64-90
Dec.27	Pennsylvania#	.....W	72-65
Dec.28	La Salle*	.....L	55-59
Jan.4	Virginia Tech	.....W	74-73
Jan.7	The Citadel	.....W	54-50
Jan.11	William & Mary	.....L	66-72
Jan.14	at VMI	.....L	62-66
Jan.18	George Washington	.....L	54-67
Jan.7	Bucknell	.....W	81-63
Feb.5	at Georgetown*	.....W	67-65
Feb.8	#1 West Virginia	.....L	60-72

Feb.10	at The Citadel	.....L	54-62
Feb.12	at George Washington	.....L	64-76
Feb.15	Furman	.....W	92-87
Feb.20	at Furman	.....L	82-88
Feb.22	Washington & Lee	.....W	80-79
Feb.25	St. John's (N.Y.)	.....L	67-73
Mar.1	at William & Mary***	.....W	79-67

SOUTHERN CONF. TOURN. @ RICHMOND ARENA  
 Mar.6 The Citadel .....W 63-59  
 Mar.7 #2 West Virginia .....L 70-81  
 #UR Invitational  
 \*Overtime \*\*\*Triple Overtime

**STARTERS**

Peschel, Roy (F)	.....Sr.	11.1
Slope, Carl (F)	.....So.	8.8
Willis, Theryl (C)	.....Jr.	9.6
Lambiotte, Butch (G)	.....So.	9.7
Rauppius, Larry (G)	.....Sr.	9.6

## 1958-59 (11-11; SC: 5-8)

(H: 7-5 A: 3-6 N: 1-0)  
 HEAD COACH: H. Lester Hooker Jr.  
 CAPTAIN: Theryl Willis

Dec.1	at The Citadel	.....L	45-55
Dec.3	Randolph-Macon	.....W	64-58
Dec.6	Virginia	.....W	72-66
Dec.9	at Wash. & Lee	.....W	78-63
Dec.11	at George Washington	.....L	67-91
Dec.13	VMI	.....W	82-39
Dec.16	at #7 West Virginia	.....L	67-98
Dec.29	Columbia#	.....W	81-59
Dec.30	Penn State#	.....L	54-61
Jan.3	Virginia Tech	.....L	60-69
Jan.6	The Citadel	.....W	69-62
Jan.10	at William & Mary	.....L	65-83
Jan.13	George Washington	.....L	64-72
Jan.17	at Furman	.....W	88-74
Jan.31	at VMI	.....W	70-61
Feb.5	at #15 St. John's (N.Y.)	.....L	76-85
Feb.7	Furman	.....W	92-79
Feb.10	at Virginia Tech	.....L	66-104
Feb.14	#9 West Virginia	.....L	62-64
Feb.16	Washington & Lee	.....W	69-62
Feb.21	William & Mary	.....W	71-66

SOUTHERN CONF. TOURN. @ RICHMOND ARENA  
 Feb.26 William & Mary .....L 69-87  
 %Suffolk, Va. #UR Invitational

**STARTERS**

Lambiotte, Butch (F)	.....Jr.	13.4
Slope, Carl (F)	.....Jr.	10.3
Willis, Theryl (C)	.....Sr.	16.4
Cole, Alan (G)	.....Jr.	12.5
Booker, Tom (G)	.....So.	10.4

## 1959-60 (7-18; SC: 2-12)

(H: 4-8 A: 1-10 N: 2-0)  
 HEAD COACH: H. Lester Hooker Jr.  
 CAPTAIN: Butch Lambiotte

Dec.1	George Washington	.....L	83-89
Dec.2	Randolph-Macon**	.....W	76-75
Dec.5	at Virginia	.....L	67-85
Dec.8	at West Virginia	.....L	62-84
Dec.11	Furman	.....L	68-83
Dec.12	The Citadel	.....W	63-52
Dec.15	Washington & Lee (I)	.....W	71-55
Dec.18	Rhode Island	.....W	82-71
Dec.29	South Carolina#	.....L	75-86
Dec.30	William & Mary#	.....W	71-65
Jan.2	East Carolina	.....W	80-66
Jan.6	Virginia Tech	.....L	65-73
Jan.9	William & Mary	.....L	76-90
Jan.12	at George Washington	.....L	58-78
Jan.16	VMI*	.....W	76-77
Jan.30	at Furman	.....L	73-93
Feb.1	at The Citadel	.....L	55-84
Feb.6	at Memphis State	.....L	74-100
Feb.8	at Centenary	.....L	66-68
Feb.9	at Loyola (N.O.)	.....L	59-76
Feb.13	#5 West Virginia	.....L	57-103
Feb.15	at VMI	.....L	64-58
Feb.16	at Virginia Tech	.....L	53-85
Feb.20	at William & Mary	.....L	42-64

# Richmond Men's Basketball

SOUTHERN CONF. TOURN. @ RICHMOND ARENA  
 Feb.25 Virginia Tech..... L 58-78  
 \*Overtime %Suffolk, Va. (!) Lynchburg, Va.  
 #UR Invitational

**STARTERS**

Lambiotte, Butch(F).....Sr.	13.0
Stone, Carl (F).....Sr.	12.8
O'Bryan, Lee (C).....Jr.	7.2
Cole, Alan (G).....Sr.	7.3
Booker, Tom (G).....Jr.	11.8

**1960-61 (9-14; SC: 5-11)**

(H: 7-5 A: 1-9 N: 1-0)  
 HEAD COACH: H. Lester Hooker Jr.  
 CAPTAINS: Tom Booker, Lee O'Bryan  
 Dec. 1 at Geo. Washington..... L 67-75  
 Dec. 3 The Citadel..... L 78-92  
 Dec. 5 Washington & Lee%..... W 80-51  
 Dec. 7 at Virginia Tech..... L 54-76  
 Dec. 10 Virginia..... W 80-68  
 Dec. 13 at West Virginia..... L 72-75  
 Dec. 17 Furman..... W 76-74  
 Dec. 29 VMI#..... W 100-90  
 Dec. 30 William & Mary#..... W 101-87  
 Jan. 7 William & Mary..... L 60-63  
 Jan. 14 VMI..... W 69-62  
 Jan. 27 at The Citadel..... L 80-89  
 Jan. 28 at Furman\*..... L 81-84  
 Jan. 30 at Davidson..... W 83-78  
 Feb. 4 Virginia Tech..... W 81-79  
 Feb. 6 at Memphis State..... L 73-104  
 Feb. 7 at Loyola (N.O.)..... L 47-70  
 Feb. 11 West Virginia..... L 88-93  
 Feb. 14 Davidson..... W 90-77  
 Feb. 17 George Washington..... L 78-106  
 Feb. 21 at VMI..... L 75-78  
 Feb. 25 at William & Mary..... L 84-105

SOUTHERN CONF. TOURN. @ RICHMOND ARENA  
 Mar. 2 The Citadel..... L 66-70  
 %Colonial Heights, Va.  
 #UR Invitational \*Overtime

**STARTERS**

Booker, Tom (F).....Sr.	17.7
Grodzicki, George (F).....So.	11.7
O'Bryan, Lee (C).....Sr.	13.1
Higgins, Danny (G).....So.	16.3
Haymore, Dick (G).....Jr.	6.2

**1961-62 (6-21; SC: 5-11)**

(H: 4-10 A: 2-11)  
 HEAD COACH: H. Lester Hooker Jr.  
 Captains: Ronnie Floyd, Danny Higgins  
 Dec. 4 at Virginia..... L 55-74  
 Dec. 9 East Carolina..... L 70-81  
 Dec. 12 at West Virginia..... L 61-97  
 Dec. 13 at St. Joseph's..... L 56-77  
 Dec. 16 George Washington..... W 71-68  
 Dec. 18 at Tennessee Tech..... L 82-94  
 Dec. 20 at Centenary..... L 69-84  
 Dec. 22 at Memphis State..... L 77-96  
 Dec. 29 Georgetown#..... L 75-76  
 Dec. 30 George Washington#..... W 90-66  
 Jan. 3 at The Citadel..... W 76-68  
 Jan. 6 William & Mary..... W 73-65  
 Jan. 9 at George Washington..... L 52-65  
 Jan. 13 VMI..... W 72-52  
 Jan. 15 West Virginia..... L 73-82  
 Jan. 17 at Virginia Tech..... L 54-67  
 Jan. 20 Tennessee Tech..... L 70-83  
 Feb. 1 Furman..... L 65-72  
 Feb. 2 Centenary..... L 71-76  
 Feb. 5 Davidson..... L 52-55  
 Feb. 7 at VMI\*..... W 82-81  
 Feb. 15 The Citadel..... L 57-58  
 Feb. 17 Virginia Tech..... L 69-76  
 Feb. 19 at Furman..... L 54-79  
 Feb. 20 at Davidson..... L 62-72  
 Feb. 24 at William & Mary..... L 49-54

SOUTHERN CONF. TOURN. @ RICHMOND ARENA  
 Mar. 1 West Virginia..... L 75-97  
 #UR Invitational \*Overtime

**STARTERS**

Telepo, John (F).....So.	14.6
--------------------------	------

Floyd, Ronnie (F).....Sr.	6.0
Grodzicki, George (C).....Jr.	11.1
Higgins, Danny (G).....Jr.	15.6
Enck, Buddy (G).....So.	8.8

**1962-63 (7-18; SC: 3-13)**

(H: 6-9 A: 1-8; N: 0-1)  
 HEAD COACH: H. Lester Hooker Jr.  
 CAPTAIN: Danny Higgins  
 Dec. 4 at Virginia Tech..... L 68-76  
 Dec. 8 Virginia..... L 50-59  
 Dec. 11 at #6 West Virginia..... L 59-78  
 Dec. 13 Baldwin-Wallace..... W 70-56  
 Dec. 15 at The Citadel..... L 76-80  
 Dec. 18 at Geo. Washington..... L 71-80  
 Dec. 20 at Alabama..... L 56-72  
 Dec. 22 at Florida State..... W 62-56  
 Dec. 28 Columbia#..... W 73-71  
 Dec. 29 William & Mary#..... L 59-76  
 Jan. 3 The Citadel..... W 112-98  
 Jan. 5 William & Mary..... W 59-55  
 Jan. 7 Furman..... W 74-71  
 Jan. 11 at VMI..... L 77-79  
 Jan. 15 George Washington..... L 71-81  
 Jan. 19 East Carolina..... L 50-62  
 Feb. 1 at Davidson..... L 73-95  
 Feb. 2 at Furman%..... L 54-64  
 Feb. 5 Loyola (Md.)..... W 64-56  
 Feb. 9 Virginia Tech..... L 72-90  
 Feb. 13 Davidson..... L 57-72  
 Feb. 16 West Virginia..... L 72-89  
 Feb. 20 VMI..... L 60-85  
 Feb. 23 at William & Mary..... L 39-75

SOUTHERN CONF. TOURN. @ RICHMOND ARENA  
 Feb. 28 West Virginia..... L 46-75  
 #UR Invitational %at Spartanburg, S.C. HS

**STARTERS**

Telepo, John (F).....Jr.	12.4
Tenwick, Tom (F).....So.	13.1
Gredzicki, George (C).....Sr.	8.7
Higgins, Danny (G).....Sr.	13.7
Enck, Buddy (G).....Jr.	9.8

**1963-64 (6-16; SC: 4-12)**

(H: 5-6 A: 1-9 N: 0-1)  
 HEAD COACH: Lewis Mills  
 Captains: Buddy Enck, John Telepo  
 Nov. 30 at Virginia Tech..... L 53-77  
 Dec. 3 East Carolina..... W 71-67  
 Dec. 7 at Virginia..... L 71-91  
 Dec. 10 at West Virginia..... L 71-79  
 Dec. 14 The Citadel..... W 77-73  
 Dec. 18 George Washington..... L 57-60  
 Dec. 27 East Tennessee%..... L 79-83  
 Dec. 28 Eastern Kentucky%..... L 62-77  
 Jan. 2 Florida State..... W 69-65  
 Jan. 4 at The Citadel..... W 67-65  
 Jan. 8 Furman..... L 63-74  
 Jan. 11 William & Mary..... W 53-52  
 Jan. 15 #5 Davidson..... L 49-52  
 Jan. 18 at Geo. Washington..... L 77-108  
 Jan. 30 Centenary..... L 69-83  
 Feb. 1 at Furman#..... L 60-71  
 Feb. 4 Virginia Tech..... L 85-103  
 Feb. 8 VMI..... W 96-90  
 Feb. 11 at #4 Davidson..... L 67-95  
 Feb. 15 West Virginia..... L 66-74  
 Feb. 18 at VMI..... L 83-98  
 Feb. 22 at William & Mary..... L 53-84  
 %Waatauga Invt. - Johnson City, Tenn.  
 #played at Parker HS - Greenville, S.C.

**STARTERS**

Telepo, John (F).....Sr.	20.5
Tenwick, Tom (F).....Jr.	18.0
Atwell, George (C).....Jr.	6.4
Welsh, Spike (G).....So.	10.0
Enck, Buddy (G).....Sr.	8.9

**1964-65 (10-16; SC: 6-10)**

(H: 6-6 A: 3-9 N: 1-1)  
 HEAD COACH: Lewis Mills  
 CAPTAIN: Tom Tenwick

# 2025 Offseason Record Book

Dec. 2 at Tennessee.....L	66-97
Dec. 5 George Washington.....W	80-67
Dec. 8 at West Virginia.....L	65-67
Dec. 10 Furman.....L	71-86
Dec. 12 The Citadel.....W	72-66
Dec. 15 The Citadel**.....L	75-76
Dec. 19 at East Carolina.....L	79-81
Dec. 21 Alabama.....L	70-80
Dec. 29 Georgetown#.....L	73-79
Dec. 30 American%.....W	105-79
Jan. 4 at Davidson.....L	67-97
Jan. 9 West Virginia.....W	74-71
Jan. 12 VMI.....W	71-65
Jan. 14 at Virginia Tech.....L	58-68
Jan. 16 William & Mary.....L	59-61
Jan. 28 at South Carolina.....L	60-73
Jan. 30 at The Citadel.....W	83-81
Feb. 2 Virginia Tech.....L	74-94
Feb. 4 South Carolina.....W	76-58
Feb. 6 East Carolina*.....W	66-65
Feb. 11 at Geo. Washington.....L	51-72
Feb. 13 #5 Davidson.....L	73-83
Feb. 16 at VMI.....W	81-80
Feb. 18 at Furman^.....W	91-76
Feb. 20 at William & Mary.....L	77-87

SOUTHERN CONF. TOURN. @ CHARLOTTE, N.C.  
 Feb. 25 Virginia Tech..... L 63-103

%Georgetown Invitational, Washington D.C.  
 ^played at Greenville High School

\*Overtime \*\*Double Overtime

**STARTERS**

Tenwick Tom (F).....Sr.	18.8
Green, Tom (F).....So.	11.5
Batts, Buster (C).....So.	5.9
Moates, Johnny (G).....So.	14.0
Welsh, Spike (G).....Jr.	12.6

**1965-66 (12-13; SC: 9-7)**

(H: 8-1 A: 3-11 N: 1-1)  
 HEAD COACH: Lewis Mills  
 CAPTAIN: Johnny Moates  
 Dec. 1 at George Washington.....W 103-84  
 Dec. 4 at VMI.....W 77-73  
 Dec. 8 at North Carolina.....L 76-127  
 Dec. 10 Furman.....W 92-83  
 Dec. 11 at Virginia.....W 89-69  
 Dec. 14 at West Virginia.....L 85-95  
 Dec. 15 at St. Francis, Pa. ^.....L 78-83  
 Dec. 17 The Citadel.....W 100-86  
 Dec. 29 at Marshall.....L 1103-118  
 Jan. 4 Davidson.....L 89-98  
 Jan. 6 at Virginia Tech.....L 73-88  
 Jan. 8 George Washington.....W 106-93  
 Jan. 10 at East Carolina.....L 72-76  
 Jan. 13 VMI.....W 103-88  
 Jan. 15 at William & Mary.....L 65-71  
 Jan. 28 at Kentucky Wesleyan.....L 85-100  
 Feb. 1 Virginia Tech.....W 82-81  
 Feb. 4 at The Citadel.....L 70-88  
 Feb. 5 at Furman.....L 96-98  
 Feb. 8 at Davidson.....L 74-80  
 Feb. 11 West Virginia.....W 84-82  
 Feb. 17 East Carolina.....W 100-88  
 Feb. 19 William & Mary.....W 76-63

SOUTHERN CONFERENCE TOURN. @ CHARLOTTE, NC  
 Feb. 24 East Carolina..... W 76-74  
 Feb. 25 Davidson..... L 65-84

^ at Altoona, Pa.

**STARTERS**

Green, Tom (F).....Jr.	15.8
Roberts, Harvey (F).....Jr.	7.6
Batts, Buster (C).....Jr.	11.3
Moates, Johnny (G).....Jr.	20.0
Welsh, Spike (G).....Sr.	19.5

**1966-67 (11-12; SC: 9-7)**

(H: 6-3 A: 2-8 N: 3-1)  
 HEAD COACH: Lewis Mills  
 CAPTAIN: Johnny Moates  
 Dec. 3 at VMI.....W 76-74  
 Dec. 6 at George Washington.....L 68-78  
 Dec. 8 Virginia.....L 84-89  
 Dec. 13 at West Virginia.....L 75-103

# Richmond Men's Basketball

# 2025 Offseason Record Book

Dec.16	Florida State%	W	80-76
Dec.17	at Virginia Tech	L	61-76
Dec.20	VMI	W	89-65
Jan.4	Davidson	W	72-69
Jan.7	at The Citadel	L	79-81
Jan.11	at East Carolina	L	80-97
Jan.14	William & Mary	W	90-78
Jan.28	George Washington#	W	90-80
Feb.2	Furman	W	87-79
Feb.4	Virginia Tech	L	71-89
Feb.7	at Davidson	L	79-94
Feb.11	The Citadel	W	89-76
Feb.13	East Carolina	W	74-65
Feb.17	West Virginia	L	93-105
Feb.20	at Furman*	W	93-90
Feb.22	at Virginia Tech	L	80-87
Feb.25	at William & Mary	L	69-79
SOUTHERN CONF. TOURN. @ CHARLOTTE, N.C.			
Mar.2	The Citadel*	W	100-98
Mar.3	West Virginia	L	70-82

\*Overtime %Va. Tech Invitational  
# at Fort Eustis

**STARTERS**

Green, Tom (F)	Sr.	20.2
Roberts, Harvey (F)	Sr.	10.0
Batts, Buster (C)	Sr.	10.0
Moates, Johnny (G)	Sr.	25.0
McCann, Billy (G)	Sr.	5.0

## 1967-68 (12-13; SC: 8-8)

(H: 6-4 A: 5-8 N: 1-1)  
HEAD COACH: Lewis Mills (SC Coach-of-the-Year)  
CAPTAIN: Terry Burgess

Dec.1	at Tennessee	L	45-93
Dec.6	at George Washington	W	86-74
Dec.9	Furman	L	70-80
Dec.13	at West Virginia	L	66-87
Dec.15	East Carolina	W	90-83
Dec.18	at Jacksonville	W	73-66
Dec.20	at Florida State	L	91-114
Dec.29	Jacksonville*	W	82-77
Jan.3	at Virginia	W	102-95
Jan.6	The Citadel	W	83-70
Jan.9	at VMI	L	85-91
Jan.11	Virginia Tech	L	71-80
Jan.13	at William & Mary*	L	92-98
Jan.27	at The Citadel	L	77-92
Jan.29	at Furman	W	71-70
Feb.1	George Washington	W	81-79
Feb.7	at East Carolina	W	102-78
Feb.10	Davidson	L	67-85
Feb.13	West Virginia	L	83-84
Feb.15	at Virginia Tech	L	71-91
Feb.17	VMI	W	86-76
Feb.21	at Davidson	L	89-106
Feb.24	William & Mary	W	108-81
SOUTHERN CONF. TOURN. @ CHARLOTTE			
Feb.29	The Citadel*	W	100-88
Mar.1	West Virginia	L	81-102

\*Overtime  
**STARTERS**

Frazier, Picot (F)	So.	14.5
Owen, Frank (F)	So.	7.6
Ford, Wilton (C)	Jr.	20.1
Foster, Kenny (G)	So.	15.4
Ukrop, Bobby (G)	Jr.	8.4

## 1968-69 (13-14; SC: 6-7)

(H: 6-6 A: 4-6 N: 3-2)  
HEAD COACH: Lewis Mills  
Captains: Wilton Ford, Bobby Ukrop

Nov.30	East Tennessee State	L	83-96
Dec.3	at George Washington	L	93-97
Dec.5	Virginia	L	92-113
Dec.11	at West Virginia	W	80-79
Dec.14	Jacksonville	L	82-93
Dec.17	#3 Davidson	L	60-62
Dec.19	VMI%	W	90-80
Dec.20	Virginia%	L	77-90
Dec.21	William & Mary%	W	106-62
Dec.30	at East Tennessee	W	69-68
Jan.4	Furman	W	96-83

Jan.8	at Virginia Tech	L	67-77
Jan.11	at VMI	W	89-74
Jan.14	East Carolina	L	69-75
Jan.18	William & Mary	W	80-75
Jan.31	at Furman	L	66-89
Feb.1	at The Citadel	L	77-81
Feb.6	Texas (Arlington)	W	98-89
Feb.8	VMI	W	104-88
Feb.11	at #6 Davidson	L	95-114
Feb.13	at East Carolina	L	78-98
Feb.15	The Citadel	W	108-89
Feb.17	West Virginia	L	78-86
Feb.19	Virginia Tech	W	78-77
Feb.22	at William & Mary	W	96-80
SOUTHERN CONF. TOURN. @ CHARLOTTE, N.C.			
Feb.27	Furman	W	66-64
Feb.28	#5 Davidson	L	83-97

%Big 5 Tournament in Salem, Va.

**STARTERS**

Ryfinski, Stan (F)	So.	11.4
Owen, Frank (F)	Jr.	10.2
Ford, Wilton (C)	Sr.	11.2
Foster, Kenny (G)	Jr.	20.1
Frazier, Picot (G)	Jr.	13.8

## 1969-70 (9-18; SC: 4-9)

(H: 5-7 A: 1-9 N: 3-2)  
HEAD COACH: Lewis Mills  
Captain: Kenny Foster

Dec.1	Chattanooga	W	85-74
Dec.6	at West Virginia	L	72-97
Dec.8	East Tennessee	L	57-63
Dec.11	at William & Mary	L	74-81
Dec.13	East Carolina	W	90-72
Dec.16	#4 Davidson	L	77-98
Dec.19	Virginia%	L	76-87
Dec.20	VMI%	W	69-61
Dec.27	at East Tennessee	L	92-111
Jan.3	at Virginia Tech	L	59-69
Jan.6	The Citadel	L	51-53
Jan.9	at Jacksonville	L	77-113
Jan.13	at VMI	L	70-71
Jan.15	Virginia Tech	L	59-66
Jan.17	Virgin Islands	W	122-61
Jan.29	at East Carolina	L	91-115
Jan.31	Furman*	L	59-66
Feb.3	at The Citadel***	W	82-81
Feb.6	Jacksonville	L	49-88
Feb.10	George Washington	L	85-98
Feb.14	at #13 Davidson	L	60-97
Feb.16	at Furman	L	51-52
Feb.19	VMI	W	78-54
Feb.21	William & Mary	W	78-60
SOUTHERN CONF. TOURN. @ CHARLOTTE, N.C.			
Feb.26	East Carolina	W	75-73
Feb.27	George Washington	W	77-69
Feb.28	Davidson	L	61-81

% Big 5 #11 ournament in Hampton, Va.

\*Overtime \*\*\*Triple Overtime

**STARTERS**

Frazier, Picot (F)	Sr.	14.1
Owen, Frank (F)	Sr.	7.8
Hewitt, Jim (C)	Jr.	14.6
Foster, Kenny (G)	Sr.	13.5
Bushkar, Phil (G)	Jr.	6.1

## 1970-71 (7-21; SC: 3-9)

(H: 4-3 A: 0-12 N: 3-6)  
HEAD COACH: Lewis Mills  
Captains: Bart Eisner, Jim Hewitt

Dec.1	William & Mary%	L	68-69
Dec.2	VMI%	W	75-57
Dec.3	William & Mary%	L	84-97
Dec.9	at East Tennessee*	L	65-69
Dec.12	Jacksonville#	L	69-94
Dec.15	at Davidson	L	54-67
Dec.19	at Rhode Island	L	71-102
Dec.29	George Washington\$	L	79-96
Dec.30	Virginia Tech\$	L	57-77
Jan.2	at Maryland	L	67-99
Jan.5	East Carolina	L	63-79
Jan.9	William & Mary	L	69-72
Jan.12	The Citadel	W	67-64

Jan.14	at Furman	L	77-101
Jan.16	Virginia Tech**	W	74-73
Jan.30	at Virginia Tech	L	58-89
Feb.2	at Cincinnati	L	71-78
Feb.6	at East Carolina	L	81-82
Feb.8	at VMI	L	63-73
Feb.11	Furman	W	106-87
Feb.13	Davidson	L	70-80
Feb.16	at The Citadel	L	63-78
Feb.20	VMI	W	93-77
Feb.25	at George Washington	L	101-118
Feb.27	at William & Mary	L	82-103
SOUTHERN CONF. TOURN. @ CHARLOTTE, N.C.			
Mar.4	East Carolina	W	69-67
Mar.5	William & Mary	W	66-64
Mar.6	Furman	L	61-68

# Big 5 Tournament in Hampton, Va.  
# at Hampton, Va.  
\$ Presidential Classic in Fort Myer, Va.

\*Overtime \*\*Double Overtime

**STARTERS**

Ryfinski, Stan (F)	Sr.	11.6
Amann, Ray (F)	So.	7.2
Hewitt, Jim (C)	Sr.	12.8
Anastasio, Mike (G)	So.	14.3
Hatcher, Roger (G)	So.	8.9

## 1971-72 (6-19; SC: 3-9)

(H: 5-8 A: 1-8 N: 0-3)  
HEAD COACH: Lewis Mills  
CAPTAINS: Roger Hatcher, John Welch

Dec.1	at Duke	L	42-54
Dec.2	Belmont Abbey	W	58-54
Dec.4	at Virginia Tech	L	58-83
Dec.8	East Tennessee	L	66-68
Dec.11	VMI	W	73-61
Dec.14	Davidson	L	66-100
Dec.20	Virginia Tech%	L	54-82
Dec.21	#18 Virginia%	L	58-93
Jan.4	Canisius	L	55-69
Jan.6	at East Carolina	W	68-67
Jan.8	William & Mary**	L	68-73
Jan.13	Furman	L	66-92
Jan.15	at Davidson	L	80-112
Jan.29	Cincinnati	L	80-89
Feb.1	The Citadel	W	75-68
Feb.5	Virginia Tech	L	65-82
Feb.9	East Carolina	L	74-80
Feb.12	Rhode Island**	W	84-76
Feb.14	at Furman	L	97-113
Feb.16	at The Citadel	L	79-99
Feb.19	West Virginia	W	99-87
Feb.22	at #12 Maryland	L	61-76
Feb.24	at VMI**	L	74-79
Feb.26	at William & Mary	L	62-85
SOUTHERN CONF. TOURN. @ GREENVILLE, S.C.			
Mar.2	William & Mary	L	82-98

Home games played in the Richmond Coliseum  
% at Roanoke (Roanoke Classic)  
\*\* Double Overtime

**STARTERS**

Wiseman, Clark (F)	Sr.	11.2
Collier, Gus (F)	So.	10.5
Snider, Jeff (C)	So.	11.5
Anastasio, Mike (G)	Jr.	8.9
Hatcher, Roger (G)	Jr.	6.1

## 1972-73 (8-16; SC: 5-9)

(H: 5-8 A: 3-7 N: 0-1)  
HEAD COACH: Lewis Mills  
Captains: Mike Anastasio, Ray Amann

Dec.2	#3 Maryland	L	50-82
Jan.4	West Virginia	L	48-55
Dec.7	at Appalachian State	L	65-67
Dec.9	at VMI	L	60-71
Dec.12	Davidson	L	80-88
Dec.16	at Canisius	W	75-73
Dec.22	at Virginia Tech	L	61-71
Jan.4	East Carolina	W	84-75
Jan.6	at William & Mary	W	65-58
Jan.10	Villanova	L	74-79
Jan.13	George Washington	L	72-80

# Richmond Men's Basketball

# 2025 Offseason Record Book

Jan. 20 at Davidson.....	L	77-89
Jan. 24 Duke.....	L	66-70
Jan. 27 The Citadel.....	W	65-63
Jan. 29 Appalachian State.....	W	111-69
Feb. 1 Furman.....	L	62-66
Feb. 3 at The Citadel.....	L	72-77
Feb. 7 at East Carolina.....	L	64-69
Feb. 13 at West Virginia.....	W	78-75
Feb. 15 at Furman.....	L	89-109
Feb. 19 #19 Virginia Tech**.....	W	94-93
Feb. 22 VMI.....	W	113-84
Feb. 24 William & Mary.....	L	64-66
SOUTHERN CONF. TOURN. @ RICH. COLISEUM		
Mar. 1 East Carolina.....	L	62-96

All home games from Dec. 1972-present played at the Robins Center. \*\* Double OT

**STARTERS**

Stewart, Aron (F).....	Jr.	30.2
Aman, Ray (F).....	Sr.	9.2
Snider, Jeff (C).....	Jr.	11.9
Jacobs, Bob (G).....	Jr.	10.7
Anastasio, Mike (G).....	Sr.	5.0

Feb. 1 The Citadel.....	W	80-75
Feb. 4 at Davidson.....	L	79-103
Feb. 6 William & Mary.....	W	84-75
Feb. 8 at Virginia Tech.....	L	79-106
Feb. 10 Tulane.....	W	80-79
Feb. 13 at Furman.....	L	88-97
Feb. 15 at The Citadel.....	W	99-90
Feb. 17 West Virginia*.....	W	84-82
Feb. 19 at East Carolina.....	L	76-100
Feb. 22 at William & Mary.....	L	60-72
Feb. 26 Appalachian State**.....	W	101-97
SOUTHERN CONF. TOURN. GAME @ ROBINS CENTER		
Mar. 1 VMI.....	L	81-85

\* Tangerine Bowl Tournament Winter Park, Fla.  
\* Overtime \*\* Double Overtime

**STARTERS**

McCurdy, Bob (F).....	Sr.	32.9
Williams, Dave (F).....	Sr.	5.6
Heifner, Ken (C).....	Fr.	4.1
Eastman, Kevin (G).....	So.	16.0
Campbell, John (G).....	Fr.	7.9

Jan. 22 Long Island.....	W	94-73
Jan. 26 Pennsylvania.....	W	73-69
Jan. 29 Stetson.....	W	69-60
Feb. 2 at South Carolina.....	L	63-95
Feb. 5 Jacksonville.....	W	67-65
Feb. 7 at Geo. Washington.....	W	81-80
Feb. 12 at VMI.....	L	87-92
Feb. 19 at William & Mary.....	W	78-77
Feb. 26 Va. Commonwealth*.....	W	78-75
Feb. 28 Randolph-Macon.....	L	64-71

%T-D Invitational Tour. at Rich. Coliseum  
\* Overtime # Spider Classic

**STARTERS**

Butler, Jeff (F).....	Sr.	16.1
Sullivan, Craig (F).....	Sr.	11.8
Boehling, Bob (C).....	Fr.	6.9
Eastman, Kevin (G).....	Sr.	12.4
Williams, Jeff (G).....	Sr.	7.3

## 1973-74 (16-12; SC: 10-4)

(H: 9-2 A: 4-7 N: 3-3)  
HEAD COACH: Lewis Mills  
CAPTAIN: Aron Stewart

Dec. 1 at Villanova.....	L	58-71
Dec. 3 Appalachian State.....	W	78-60
Dec. 5 at Duquesne.....	L	39-48
Dec. 8 Furman.....	L	77-77
Dec. 11 at William & Mary*.....	L	71-73
Dec. 15 Davidson.....	W	79-78
Dec. 28 UNC-Charlotte%.....	L	68-112
Dec. 29 George Washington%.....	W	68-67
Jan. 2 at #3 Maryland#.....	L	60-96
Jan. 9 East Carolina.....	W	79-78
Jan. 16 UC-Irvine.....	W	79-73
Jan. 19 Jacksonville.....	L	74-84
Jan. 23 at West Virginia.....	L	76-79
Jan. 26 at Virginia Tech.....	L	68-72
Jan. 29 at VMI.....	W	81-65
Feb. 2 The Citadel*.....	W	89-82
Feb. 4 at Appalachian State.....	W	93-83
Feb. 6 at Davidson.....	L	72-93
Feb. 9 VMI.....	W	84-78
Feb. 12 Virginia Tech.....	W	90-86
Feb. 14 at Furman.....	L	81-104
Feb. 16 at The Citadel.....	W	73-65
Feb. 18 West Virginia.....	W	84-83
Feb. 20 at East Carolina.....	W	76-68
Feb. 23 William & Mary.....	W	88-81

SOUTHERN CONF. TOURN. @ RICH. COLISEUM

Feb. 27 VMI.....	W	69-59
Mar. 1 Davidson.....	W	86-68
Mar. 2 Furman.....	L	60-62

% Queen City Classic at Buffalo, N.Y.  
\* Overtime # at Baltimore, Md.

**STARTERS**

Stewart, Aron (F).....	Sr.	26.5
Gray, Eric (F).....	Jr.	16.0
McCurdy, Bob (C).....	Jr.	17.6
Mack, Carlton (G).....	Sr.	5.9
Catlett, Steve (G).....	Jr.	4.0

## 1974-75 (10-16; SC: 7-7)

(H: 6-7 A: 4-8 N: 0-1)  
HEAD COACH: Carl Slone  
CAPTAINS: Steve Catlett, Bob McCurdy

Nov. 30 at #4 Maryland.....	L	81-106
Dec. 5 Cal St.-Fullerton.....	L	79-83
Dec. 7 Furman.....	L	77-84
Dec. 12 Davidson.....	W	67-61
Dec. 14 at VMI.....	W	95-90
Dec. 17 Rollins%.....	W	80-77
Dec. 28 Central Michigan%.....	L	83-106
Jan. 8 Duquesne.....	L	90-97
Jan. 11 VMI.....	L	95-98
Jan. 15 at Geo. Washington.....	L	80-101
Jan. 18 at Appalachian State.....	W	101-70
Jan. 22 East Carolina.....	L	80-101
Jan. 25 Virginia Tech.....	L	69-83
Jan. 29 at Jacksonville.....	L	58-66

## 1975-76 (14-14; SC: 7-7)

(H: 8-5 A: 5-8 N: 1-1)  
HEAD COACH: Carl Slone  
CAPTAIN: Kevin Eastman

Nov. 29 at Wake Forest.....	L	90-94
Dec. 1 Appalachian State.....	W	53-52
Dec. 3 at Davidson.....	W	75-62
Dec. 6 #2 Maryland.....	L	71-98
Dec. 10 at Duquesne.....	L	58-60
Dec. 13 at VMI.....	L	60-65
Dec. 20 George Washington.....	L	77-84
Jan. 3 East Tennessee State.....	W	83-69
Jan. 8 at East Tennessee St.....	W	71-67
Jan. 10 at Appalachian State.....	W	87-62
Jan. 12 East Carolina.....	W	88-71
Jan. 15 Furman***.....	W	106-96
Jan. 17 Davidson.....	W	72-69
Jan. 21 at East Carolina.....	L	75-85
Jan. 24 The Citadel.....	L	74-75
Jan. 29 Va. Commonwealth.....	W	71-65
Jan. 31 at William & Mary.....	W	80-72
Feb. 4 at Tulane.....	L	79-84
Feb. 7 at The Citadel.....	L	79-91
Feb. 10 at Va. Commonwealth.....	W	68-66
Feb. 12 at Furman.....	L	85-97
Feb. 14 American.....	W	77-61
Feb. 18 VMI.....	L	67-74
Feb. 21 William & Mary.....	L	102-107
Feb. 25 at West Virginia.....	L	84-109

SOUTHERN CONF. TOURN. GAME @ ROBINS CENTER

Feb. 28 The Citadel.....	W	82-69
SOUTHERN CONF. TOURN. @ GREENVILLE, S.C.		
Mar. 3 William & Mary.....	W	84-78
Mar. 4 VMI.....	L	33-41

\*\*\*Triple overtime

**STARTERS**

Butler, Jeff (F).....	Jr.	14.3
Sullivan, Craig (F).....	Jr.	10.3
Morton, Mike (C).....	Fr.	13.1
Eastman, Kevin (G).....	Jr.	13.8
Slappy, Larry (G).....	So.	8.4

## 1976-77 (15-11)(H: 10-5A: 5-5 N: 0-1)

HEAD COACH: Carl Slone  
CAPTAINS: Jeff Butler, Kevin Eastman

Nov. 26 Navy#.....	W	56-49
Nov. 27 George Washington#.....	W	64-62
Dec. 1 at Auburn.....	L	63-86
Dec. 4 at Va. Commonwealth*.....	W	68-66
Dec. 7 Catholic.....	W	80-62
Dec. 11 at Duke.....	L	63-65
Dec. 21 East Tennessee State.....	L	60-63
Dec. 29 Virginia Tech%.....	L	58-59
Dec. 30 Va. Commonwealth%.....	W	58-55
Jan. 1 #7 Wake Forest.....	L	73-84
Jan. 4 at #15 Maryland.....	L	78-90
Jan. 8 East Carolina.....	W	72-62
Jan. 12 Rhode Island.....	W	79-74
Jan. 15 William & Mary.....	L	62-67
Jan. 18 at American.....	W	81-75
Jan. 20 VMI.....	L	79-88

## 1977-78 (4-22)

(H: 3-10 A: 1-10 N: 0-2)  
HEAD COACH: Carl Slone  
CAPTAIN: John Campbell

Nov. 25 St. Joseph's%.....	L	57-85
Nov. 26 Va. Commonwealth%.....	L	62-79
Nov. 30 George Washington.....	L	54-60
Dec. 3 Virginia Tech^.....	L	76-86
Dec. 8 Atlantic Christian.....	W	71-58
Dec. 10 at Wake Forest.....	L	73-103
Dec. 19 Randolph-Macon.....	W	53-46
Dec. 28 at Vanderbilt.....	L	68-101
Dec. 31 Boston University.....	L	63-69
Jan. 3 at Stetson.....	L	56-73
Jan. 11 Old Dominion.....	W	82-81
Jan. 14 at William & Mary.....	L	43-75
Jan. 17 at Pennsylvania.....	L	66-87
Jan. 21 at Va. Commonwealth.....	L	63-82
Jan. 25 at Rhode Island.....	L	48-87
Jan. 28 American.....	L	62-77
Feb. 1 at VMI.....	L	90-110
Feb. 4 at East Carolina.....	W	82-80
Feb. 8 VMI.....	L	51-66
Feb. 10 #13 Virginia*.....	L	62-68
Feb. 11 Va. Commonwealth*.....	L	46-67
Feb. 14 Duquesne.....	L	72-79
Feb. 16 at Old Dominion.....	L	70-78
Feb. 18 William & Mary.....	L	48-59
Feb. 22 East Carolina.....	L	53-71
Feb. 25 South Carolina.....	L	48-93

% Spider Classic at Robins Center  
^T-D Invitational Tour. at Richmond Coliseum  
^ at Richmond Coliseum

**STARTERS**

Perry, Mike (F).....	Fr.	19.0
Butler, Miller (F).....	Jr.	10.0
Boehling, Bob (C).....	So.	4.0
Campbell, John (G).....	Sr.	3.7
Harrison, J.D. (G).....	So.	5.6

## 1978-79 (10-16)

(H: 7-8; A: 2-7 N: 1-1)  
HEAD COACH: Lou Goetz  
CAPTAIN: Mike Perry

Nov. 24 Washington College%.....	W	93-68
Nov. 25 Vanderbilt%.....	L	59-70
Nov. 29 Atlantic Christian.....	W	97-69
Dec. 7 at Va. Commonwealth.....	L	71-84
Dec. 9 Roanoke.....	L	57-72
Dec. 12 Auburn.....	L	72-84
Dec. 22 Wake Forest^.....	L	89-93
Dec. 29 Old Dominion*.....	L	92-100
Dec. 30 William & Mary*!.....	W	64-62
Jan. 3 Penn State.....	L	65-69
Jan. 10 at Catholic.....	L	72-73
Jan. 13 William & Mary.....	W	83-72
Jan. 18 Pennsylvania.....	L	85-97
Jan. 22 at Virginia Tech.....	L	80-100
Jan. 24 at VMI.....	W	90-78
Jan. 27 Va. Commonwealth.....	L	92-96
Jan. 29 at Long Island.....	L	87-88
Feb. 3 West Va. Tech.....	W	71-60
Feb. 5 Niagara.....	W	66-65
Feb. 7 Stetson.....	W	101-88

# Richmond Men's Basketball

# 2025 Offseason Record Book

Feb. 10	at Geo. Washington.....	L	77-99
Feb. 12	at Boston University.....	L	69-85
Feb. 14	at Randolph-Macon.....	W	45-44
Feb. 17	at William & Mary.....	L	64-68
Feb. 21	VMI.....	W	79-76
Feb. 24	Virginia Tech.....	L	91-93
% Spider Classic at Robins Center			
*TD Invitational Tourn. at Richmond Coliseum			
! Overtime			
^ Double Overtime			
STARTERS			
Perry, Mike (F).....	So.	18.3	
Schweitz, John (F).....	Fr.	9.0	
Cowan, Vince (C).....	Jr.	13.0	
Sember, Paul (G).....	Fr.	5.3	
Reed, Mark (G).....	So.	7.4	

## 1979-80 (13-14; ECAC South: 4-3)

(H: 9-4; A: 2-8 N: 2-2)  
 HEAD COACH: Lou Goetz  
 CAPTAINS: Mike Perry, Ukeek Washington  
 Nov. 30 West Va. Tech%..... W 114-96  
 Dec. 1 Va. Commonwealth%..... L 67-69  
 Dec. 3 Bluefield..... W 132-69  
 Dec. 5 George Mason..... W 105-70  
 Dec. 7 Connecticut^..... L 79-81  
 Dec. 8 Cal St.-Fullerton^..... W 84-75  
 Dec. 19 at Wake Forest..... L 75-92  
 Dec. 22 George Washington..... L 78-86  
 Dec. 28 Old Dominion\*..... L 84-90  
 Dec. 29 Va. Commonwealth\*..... L 71-86  
 Jan. 2 at South Florida..... W 83-64  
 Jan. 4 St. Francis (Pa.)#..... L 90-89  
 Jan. 5 Florida Southern!..... L 67-68  
 Jan. 9 Oglethorpe..... W 101-85  
 Jan. 14 Baltimore..... W 77-56  
 Jan. 16 James Madison..... W 64-50  
 Jan. 19 at William & Mary..... L 81-82  
 Jan. 23 Upsala..... W 92-86  
 Jan. 26 at Pennsylvania..... L 78-84  
 Jan. 28 at Penn State..... L 61-71  
 Jan. 31 Towson State..... L 83-88  
 Feb. 2 VMI..... W 104-92  
 Feb. 9 William & Mary..... L 74-83  
 Feb. 14 at Long Island..... L 70-78  
 Feb. 16 at Niagara..... W 67-65  
 Feb. 20 Va. Commonwealth..... W 76-67  
 ECAC SOUTHERN DIVISION TOURNAMENT  
 GAME @ WILLIAMSBURG, VA.  
 Feb. 26 William & Mary..... L 77-78  
 % Spider Classic at Robins Center  
 \*TD Invitational Tourn. at Richmond Coliseum  
 ^ Utah Classic at Salt Lake City, Utah  
 ! Citrus Classic at Lakeland, Fla.  
 # Overtime  
 STARTERS

Perry, Mike (F).....	Jr.	19.1	
Cowan, Vince (F).....	Sr.	13.2	
Pehl, Jeff (C).....	Fr.	6.3	
Schweitz, John (G).....	So.	17.7	
Mills, Doug (G).....	Fr.	5.5	

## 1980-81 (15-14; ECAC South: 5-6)

(H: 8-5 A: 5-6 N: 2-3)  
 HEAD COACH: Lou Goetz  
 CAPTAIN: Mike Perry  
 Nov. 29 Radford..... W 103-64  
 Dec. 1 at Virginia Tech..... L 78-81  
 Dec. 3 at Geo. Washington..... W 92-69  
 Dec. 5 Catholic%..... W 89-68  
 Dec. 6 Virginia State%..... W 102-79  
 Dec. 9 at Va. Commonwealth..... L 76-88  
 Dec. 20 West Va. Tech..... W 94-75  
 Dec. 29 Old Dominion#..... L 64-71  
 Dec. 30 Virginia Tech#..... L 79-83  
 Jan. 8 Old Dominion..... L 76-89  
 Jan. 10 at James Madison..... L 73-92  
 Jan. 12 at East Carolina..... W 80-63  
 Jan. 14 William & Mary..... L 42-44  
 Jan. 17 Upsala..... W 80-74  
 Jan. 21 George Mason..... W 68-57  
 Jan. 24 at Navy..... W 64-56  
 Jan. 26 at South Carolina..... L 77-93

Jan. 29	at VMI.....	W	79-73
Jan. 31	Va. Commonwealth.....	L	55-66
Feb. 4	Baltimore.....	W	83-62
Feb. 7	at Old Dominion*.....	L	80-82
Feb. 11	at William & Mary.....	W	53-51
Feb. 16	Stockton State.....	W	73-59
Feb. 21	East Carolina.....	L	65-67
Feb. 26	at American.....	L	69-75
Feb. 28	James Madison.....	L	63-69
Mar. 3	St. Francis (Pa.).....	W	98-78
ECAC SOUTH QUARTERFINAL GAME @ LORETTO, PA.			
Mar. 3	St. Francis (Pa.).....	W	98-78
ECAC TOURNAMENT @ HAMPTON, VA.			
Mar. 6	Old Dominion.....	W	81-77
Mar. 7	James Madison.....	L	60-69
% Spider Classic at Robins Center			
#TD Invitational Tourn. at Richmond Coliseum			
* Overtime			
STARTERS			
Perry, Mike (F).....	Sr.	22.8	
Heher, Andy (F).....	So.	6.3	
Pehl, Jeff (C).....	So.	11.0	
Schweitz, John (G).....	Jr.	18.7	
Elliott, Rick (G).....	Sr.	3.0	

## 1981-82 (18-11; ECAC South: 6-4)

NATIONAL INVITATIONAL TOURNAMENT  
 (H: 15-3 A: 2-7 N: 1-1)  
 HEAD COACH: Dick Tarrant  
 CAPTAINS: John Schweitz, Jeff Pehl  
 Nov. 28 #13 Wake Forest..... W 64-61  
 Nov. 30 Delaware Valley..... W 91-61  
 Dec. 2 NC Wesleyan..... W 85-41  
 Dec. 4 Loyola (Md.)%..... W 67-55  
 Dec. 5 Lafayette%..... W 57-51  
 Dec. 7 Virginia Tech..... L 68-70  
 Dec. 9 VMI..... W 83-48  
 Dec. 19 at Oregon..... W 65-64  
 Dec. 23 at S. California..... L 78-83  
 Dec. 29 Virginia#..... L 43-74  
 Dec. 30 Va. Commonwealth#..... L 53-59  
 Jan. 1 South Carolina..... W 58-45  
 Jan. 7 West Va. Tech..... W 76-58  
 Jan. 11 James Madison..... W 56-51  
 Jan. 16 Radford..... W 75-66  
 Jan. 20 at William & Mary..... L 47-70  
 Jan. 23 Navy..... L 55-65  
 Jan. 30 at East Carolina..... W 81-71  
 Feb. 3 at Old Dominion..... L 57-80  
 Feb. 6 William & Mary..... W 60-55  
 Feb. 8 at Va. Commonwealth..... L 63-77  
 Feb. 10 Va. Commonwealth..... W 64-59  
 Feb. 13 at James Madison..... L 59-66  
 Feb. 17 George Mason..... W 68-59  
 Feb. 22 Old Dominion..... W 63-62  
 Feb. 24 East Carolina..... W 89-63  
 ECAC SOUTH TOURNAMENT @ NORFOLK, VA.  
 Mar. 4 East Carolina..... W 49-42  
 Mar. 5 Old Dominion..... L 69-77  
 NIT First Round @ Robins Center  
 Mar. 12 Maryland..... L 50-66  
 % Spider Classic at Robins Center  
 #TD Invitational Tourn. at Richmond Coliseum  
 STARTERS

## 1982-83 (12-16; ECAC South: 2-7)

(H: 8-5 A: 4-10 N: 0-1)  
 HEAD COACH: Dick Tarrant  
 CAPTAINS: Tom Bethea, Bill Dooley  
 Nov. 26 Campbell..... W 70-53  
 Nov. 29 Radford..... W 68-61  
 Dec. 1 at Wake Forest..... L 54-60  
 Dec. 4 Oregon..... W 66-53  
 Dec. 8 at Va. Commonwealth..... L 48-54  
 Dec. 11 at Virginia Tech..... L 66-86  
 Dec. 22 Loyola (Md.)..... W 74-57  
 Dec. 29 #4 Virginia#..... L 85-102  
 Dec. 30 Va. Commonwealth#..... L 74-80  
 Jan. 3 at South Carolina..... L 72-73

Jan. 5	at Stetson.....	W	53-52
Jan. 8	Va. Commonwealth.....	L	56-65
Jan. 12	George Mason.....	W	50-49
Jan. 15	East Carolina.....	W	68-56
Jan. 18	at Old Dominion.....	W	71-70
Jan. 22	at Navy.....	L	55-57
Jan. 26	at William & Mary.....	L	68-76
Jan. 29	Long Island.....	W	74-66
Jan. 31	at George Mason.....	L	67-74
Feb. 3	at VMI.....	W	75-69
Feb. 9	at Randolph-Macon.....	W	59-49
Feb. 12	James Madison.....	L	51-62
Feb. 16	at East Carolina**.....	L	75-79
Feb. 19	Providence.....	W	55-54
Feb. 23	William & Mary.....	L	47-49
Feb. 26	Old Dominion.....	L	52-66
Mar. 3	at James Madison.....	L	58-77
ECAC SOUTH TOURNAMENT @ ROBINS CENTER			
Mar. 10	Navy.....	L	69-74
*Times-Dispatch Tourn. @ Richmond Coliseum			
**Double Overtime			
STARTERS			
Newman, John (F).....	Fr.	12.2	
Flye, Bill (F).....	Jr.	7.7	
Pehl, Jeff (C).....	Sr.	11.3	
Bethea, Tom (G).....	Sr.	11.6	
Johnson, Kelvin (G).....	So.	9.9	

## 1983-84 (22-10; ECAC South 7-3, 1st)

NCAA TOURNAMENT  
 (H: 13-2 A: 5-6 N: 4-2)  
 HEAD COACH: Dick Tarrant  
 Captains: Bill Flye, Kelvin Johnson  
 Nov. 25 George Mason%..... L 68-78  
 Nov. 26 Lafayette%..... W 65-49  
 Nov. 30 Radford..... W 75-57  
 Dec. 3 at East Tennessee..... W 65-56  
 Dec. 6 Catholic..... W 85-62  
 Dec. 10 at Va. Commonwealth..... L 45-59  
 Dec. 21 UNC Wilmington..... W 65-48  
 Dec. 29 Virginia Tech#..... W 61-56  
 Dec. 30 Va. Commonwealth#..... L 47-61  
 Jan. 4 at #8 Wake Forest..... L 57-82  
 Jan. 7 at Virginia Tech..... L 63-83  
 Jan. 9 VMI..... W 61-58  
 Jan. 11 at Navy..... W 75-61  
 Jan. 18 George Mason..... W 66-57  
 Jan. 21 at East Carolina..... W 61-55  
 Jan. 23 at Campbell..... W 73-60  
 Jan. 25 James Madison\*..... W 57-55  
 Jan. 28 William & Mary..... W 69-60  
 Feb. 1 South Carolina..... W 70-58  
 Feb. 4 Marquette..... L 55-59  
 Feb. 8 Navy..... W 69-66  
 Feb. 11 at George Mason..... L 74-77  
 Feb. 14 Va. Commonwealth..... W 56-51  
 Feb. 18 East Carolina..... W 60-50  
 Feb. 25 at James Madison..... L 61-71  
 Feb. 29 Virginia Tech..... W 55-53  
 Mar. 3 at William & Mary..... L 65-83  
 ECAC-SOUTH TOURN. @ HARRISONBURG, VA.  
 Mar. 9 James Madison..... W 65-57  
 Mar. 10 Navy..... W 74-55  
 NCAA OPENING ROUND @ PHILADELPHIA, PA.  
 Flye, Bill (F)..... So. 10.3  
 N. C. RIDER..... So. 10.3  
 NCAA REGIONALS @ CHARLOTTE, N.C.  
 Mar. 15 Auburn..... W 72-71  
 Mar. 17 Indiana..... L 67-75  
 % Cavalier Tip-Off Tourn. @ Charlottesville, Va.  
 \*Times-Dispatch Tournament @ Robins Center  
 \* Overtime  
 STARTERS

## 1984-85 (21-11; CAA: 11-3, 1st)

NATIONAL INVITATIONAL TOURNAMENT  
 (H: 10-3 A: 7-6 N: 4-2)  
 HEAD COACH: Dick Tarrant  
 Captains: Kelvin Johnson, John Newman

Newman, John (F).....	So.	21.9	
Davis, John (F).....	So.	6.1	
Flye, Bill (C).....	Sr.	13.6	
Johnson, Kelvin (G).....	Jr.	13.8	
Beckwith, Greg (G).....	So.	6.1	

# Richmond Men's Basketball

Nov.30	Tampa%	W	68-59
Dec.1	Virginia%	L	52-57
Dec.4	Va. Commonwealth	L	60-69
Dec.10	Campbell	W	74-58
Dec.20	Drexel	W	85-52
Dec.22	at Tennessee	L	64-77
Dec.28	Va. Commonwealth#	L	52-68
Dec.29	James Madison#	W	67-55
Jan.10	Navy	L	63-67
Jan.12	at UNC Wilmington	W	75-52
Jan.16	at George Mason*	W	76-75
Jan.19	East Carolina	W	63-50
Jan.21	at American	W	74-58
Jan.24	at James Madison	W	72-68
Jan.26	at William & Mary*	W	82-76
Jan.30	UNC Wilmington	W	70-54
Feb.2	at Navy	L	55-80
Feb.5	at Marquette	L	67-75
Feb.9	George Mason	L	53-54
Feb.12	at Loyola (Md.)	W	84-52
Feb.14	Radford	W	71-42
Feb.16	at East Carolina	W	63-60
Feb.18	Hofstra	W	85-70
Feb.23	James Madison	W	74-56
Feb.25	American	W	82-63
Feb.27	at VMI	L	47-48
Mar.2	William & Mary	W	68-58
ECAC-SOUTH TOURN. @ WILLIAMSBURG, VA.			
Mar.7	American	W	74-68
Mar.8	George Mason	W	77-64
Mar.9	Navy	L	76-85
NIT FIRST ROUND @ ROBINS CENTER			
Mar.15	Fordham	W	59-57
NIT SECOND ROUND @ BLOOMINGTON			
Mar.19	Indiana	L	53-75
%Cariver Tip-Off Tour. @ Charlottesville, Va.			
#Times-Dispatch Tour. @ Richmond Coliseum			
*Overtime			
STARTERS			
	Newman, John (F)	Jr.	21.3
	Davis, John (F)	Jr.	7.4
	Woolfolk, Pete (C)	Fr.	9.8
	Johnson, Kelvin (G)	Sr.	15.8
	Beckwith, Greg (G)	Jr.	4.5

## 1985-86 (23-7; CAA: 12-2 2nd)

NCAA TOURNAMENT  
(H: 11-2 A: 10-4 N: 2-1)  
HEAD COACH: Dick Tarrant (CAA Coach of the Year)  
CAPTAINS: Greg Beckwith, John Davis, John Newman

Nov.26	at Providence	W	70-64
Nov.30	Wake Forest	W	66-43
Dec.3	at Va. Commonwealth	W	64-59
Dec.6	St. Mary's%	W	75-63
Dec.7	Stanford%	W	57-53
Dec.10	VMI	W	69-61
Dec.20	Va. Commonwealth*	W	67-65
Dec.21	Virginia#	W	58-46
Dec.30	at #7 Georgia Tech	L	64-90
Jan.4	William & Mary	W	52-36
Jan.11	East Carolina	W	60-52
Jan.13	UNC Wilmington	W	79-63
Jan.15	Radford	W	74-52
Jan.18	at George Mason	W	62-59
Jan.20	at James Madison	W	61-44
Jan.23	Navy	W	67-61
Jan.25	American	W	74-59
Jan.27	Old Dominion	L	59-62
Jan.30	at #16 Virginia Tech	L	67-71
Feb.1	at William & Mary	W	67-47
Feb.8	at East Carolina	W	71-52
Feb.10	at UNC Wilmington	W	70-59
Feb.13	James Madison	W	68-62
Feb.15	George Mason	L	58-73
Feb.20	Loyola (Md.)	W	76-62
Feb.22	at American	W	76-68
Feb.25	at Navy	L	72-85
CAA TOURNAMENT			
Mar.1	William & Mary\$	W	61-50
Mar.3	at George Mason(!)	L	60-62
NCAA TOURN. FIRST ROUND @ SYRACUSE, N.Y.			
Mar.14	St. Josephs	L	59-60

%Apple Invitational @ Palo Alto, Calif.  
\*Overtime  
#Times-Dispatch Tour. @ Richmond Coliseum  
\$CAA Tour. Quarterfinal @ Robins Center  
(!)CAA Tournament Semifinal @ Fairfax, Va.

STARTERS

	Newman, John (F)	Sr.	21.9
	Davis, John (F)	Sr.	7.0
	Kratzer, Steve (C)	So.	8.2
	Beckwith, Greg (G)	Sr.	4.7
	Rice, Rodney (G)	Sr.	11.5

## 1986-87 (15-14; CAA: 8-6, 3rd)

(H: 7-5 A: 6-7 N: 2-2)  
HEAD COACH: Dick Tarrant  
CAPTAINS: Steve Kratzer, Rodney Rice, Peter Woolfolk

Nov.28	Rice%	W	73-66
Nov.29	#6 Georgia Tech*	W	67-62
Dec.2	Southern California	L	51-63
Dec.6	at VMI	L	57-68
Dec.8	at Radford	W	65-59
Dec.22	at Old Dominion	L	56-62
Dec.29	Virginia Tech#	L	69-79
Dec.30	Va. Commonwealth#	L	57-60
Jan.3	at William & Mary	W	68-66
Jan.6	Fairfield (!)**	W	91-87
Jan.8	at Navy	W	64-62
Jan.10	at East Carolina	L	70-78
Jan.12	at UNC Wilmington	L	63-84
Jan.14	Virginia Tech	W	77-62
Jan.17	George Mason	W	74-52
Jan.19	James Madison	L	59-62
Jan.22	Va. Commonwealth	L	66-79
Jan.24	at American	L	67-77
Jan.28	at Wake Forest*	L	61-64
Jan.31	William & Mary	W	70-50
Feb.3	at Loyola (Md.)	W	80-62
Feb.7	UNC Wilmington	L	54-56
Feb.9	East Carolina	W	62-60
Feb.14	at George Mason	W	65-63
Feb.16	at James Madison***	W	94-92
Feb.21	American*	W	72-69
Feb.24	Navy	L	66-84
CAA TOURNAMENT @ HAMPTON, VA.			
Feb.28	American	W	75-62
Mar.1	UNC Wilmington	L	63-69
%Central Fidelity Hol. Classic @ Robins Center			
#Times-Dispatch Tour. @ Richmond Coliseum			
(!) Game played at the Meadowlands, N.J.			
*Overtime **Triple Overtime			
STARTERS			
	Woolfolk, Peter (F)	Jr.	13.9
	Stapleton, Scott (F)	Jr.	4.9
	Kratzer, Steve (C)	Jr.	12.0
	Rice, Rodney (G)	Jr.	12.0
	Atkinson, Ken (G)	Fr.	7.5

## 1987-88 (26-7; CAA: 11-3, 1st)

NCAA TOURNAMENT SWEET 16  
(H: 11-2 A: 8-4 N: 7-1)  
HEAD COACH: Dick Tarrant  
CAPTAINS: Steve Kratzer, Rodney Rice, Peter Woolfolk

Nov.27	Boston University%	W	66-61
Nov.28	#3 North Carolina%	L	76-87
Dec.4	Tulsa(!)	W	64-60
Dec.5	at Arizona State(!)	W	76-63
Dec.9	Radford	W	67-53
Dec.18	Va. Commonwealth#	W	60-58
Dec.19	Old Dominion#	W	70-63
Dec.22	at Georgia Tech	W	73-67
Jan.4	at Va. Commonwealth	L	53-72
Jan.6	VMI	W	88-55
Jan.9	Navy	W	78-63
Jan.11	La Salle	W	82-81
Jan.13	at American	W	78-65
Jan.16	George Mason	W	86-70
Jan.20	at James Madison	L	54-58
Jan.23	East Carolina	W	84-79
Jan.27	UNC Wilmington	W	73-66
Feb.3	at William & Mary	W	77-69
Feb.30	Old Dominion	W	82-75

# 2025 Offseason Record Book

Feb.6	at Navy	L	59-73
Feb.10	American	L	63-68
Feb.13	at George Mason	W	62-60
Feb.15	at Virginia Tech	L	74-87
Feb.17	James Madison	W	69-55
Feb.20	at East Carolina	W	68-64
Feb.24	at UNC Wilmington	W	61-60
Feb.27	William & Mary	W	73-65
CAA TOURNAMENT @ HAMPTON, VA.			
Mar.5	East Carolina	W	67-41
Mar.6	UNC Wilmington	W	54-53
Mar.7	George Mason	W	74-71
NCAA TOURNAMENT @ HARTFORD, CONN.			
Mar.18	Indiana	W	72-69
Mar.20	#18 Georgia Tech	W	59-55
NCAA "SWEET SIXTEEN" @ THE MEADOWLANDS, N.J.			
Mar.24	#1 Temple	L	47-69
%Central Fidelity Hol. Classic @ Robins Center			
(!)Jactus Classic @ Tempe, Ariz.			
#Times-Dispatch Tour. @ Richmond Coliseum			
STARTERS			
	Woolfolk, Peter (F)	Sr.	18.3
	Stapleton, Scott (F)	So.	7.8
	Kratzer, Steve (C)	Sr.	8.1
	Rice Rodney (G)	Sr.	14.0
	Atkinson, Ken (G)	So.	9.0

## 1988-89 (21-10; CAA: 13-1, 1st)

NATIONAL INVITATIONAL TOURNAMENT  
(H: 10-3 A: 8-4 N: 3-3)  
HEAD COACH: Dick Tarrant  
CAPTAIN: Mike Winiacki

Nov.25	Baylor%	W	56-38
Nov.26	Alabama%	L	49-54
Nov.28	at Wake Forest	W	74-61
Dec.2	at Old Dominion	L	57-75
Dec.5	at Campbell	L	68-71
Dec.7	Va. Commonwealth	W	74-58
Dec.10	at #8 North Carolina(!)	L	68-76
Dec.20	#16 Georgia Tech	L	50-62
Dec.29	Virginia Tech#	L	68-79
Dec.30	James Madison#	W	65-61
Jan.5	UNC Wilmington	W	78-60
Jan.7	at La Salle	L	76-97
Jan.9	American	W	78-71
Jan.11	East Carolina	W	83-56
Jan.14	at Navy*	W	76-74
Jan.18	Marist \$	W	75-73
Jan.21	at George Mason	W	84-61
Jan.25	James Madison*	W	70-67
Jan.28	William & Mary	W	76-60
Feb.2	at VMI	W	87-79
Feb.4	at East Carolina	W	56-54
Feb.8	at UNC Wilmington	L	64-68
Feb.11	Navy	W	69-42
Feb.15	at American	W	61-57
Feb.18	George Mason	W	73-67
Feb.22	at James Madison**	W	73-63
Feb.25	at William & Mary	W	76-68
CAA TOURNAMENT @ HAMPTON, VA.			
Mar.4	Navy	W	96-86
Mar.5	UNC Wilmington	L	56-59
NIT FIRST ROUND @ ROBINS CENTER			
Mar.15	Temple	W	70-56
NIT SECOND ROUND @ ROBINS CENTER			
Mar.20	Ala.-Birmingham	L	61-64
%Central Fidelity Hol. Classic @ Robins Center			
(!) Game played @ Greensboro, N.C.			
#Times-Dispatch Tour. @ Richmond Coliseum			
% Game played @ The Meadowlands, N.J.			
*Overtime **Double Overtime			
STARTERS			
	English, Eric (F)	Sr.	11.7
	Stapleton, Scott (F)	Jr.	10.6
	Winiacki, Mike (C)	Sr.	17.6
	Taylor, Benjy (G)	Sr.	5.5
	Atkinson, Ken (G)	Jr.	13.9

## 1989-90 (22-10; CAA: 10-4, T2nd)

NCAA TOURNAMENT  
(H: 12-2 A: 6-6 N: 4-2)  
HEAD COACH: Dick Tarrant  
CAPTAINS: Scott Stapleton, Ken Atkinson

# Richmond Men's Basketball

# 2025 Offseason Record Book

Nov.15	at #19 N.C. State S.....	L	48-57
Nov.28	at #21 Georgia Tech.....	L	74-87
Dec.1	Army%.....	W	85-78
Dec.2	South Carolina%.....	W	66-60
Dec.4	VMI*.....	W	78-77
Dec.6	at Va. Commonwealth.....	W	66-54
Dec.20	Old Dominion#.....	W	69-62
Dec.21	Virginia#.....	L	57-69
Dec.28	at Southern Utah St.....	W	95-83
Dec.30	at Nevada-Reno.....	L	71-83
Jan.8	James Madison.....	W	70-59
Jan.10	American.....	W	61-59
Jan.13	at George Mason.....	W	87-73
Jan.15	Wake Forest.....	W	51-49
Jan.17	Navy.....	L	46-57
Jan.20	at UNC Wilmington.....	W	71-60
Jan.24	East Carolina.....	W	71-54
Jan.27	at William & Mary.....	W	71-66
Jan.29	Old Dominion*.....	L	74-76
Feb.3	at James Madison.....	L	43-77
Feb.7	at American.....	L	58-61
Feb.10	George Mason.....	W	86-64
Feb.12	Virginia Tech*.....	W	86-82
Feb.14	at Navy.....	W	79-70
Feb.17	UNC Wilmington.....	W	77-70
Feb.21	at East Carolina*.....	L	78-81
Feb.23	Fairfield.....	W	69-57
Feb.24	William & Mary.....	W	72-54
CAATOURNAMENT @ RICHMOND COLISEUM			
Mar.3	UNC Wilmington.....	W	67-52
Mar.4	American**.....	W	91-90
Mar.5	James Madison.....	W	77-72
NCAA TOURN. FIRST ROUND @ ATLANTA, GA			
Mar.16	#12 Duke.....	L	46-81
%Central Fidelity Hol. Classic @ Robins Center			
#Times-Dispatch Tour. @ Richmond Coliseum			
*Overtime **Double Overtime			
STARTERS			
	Connolly, Terry (F).....	Jr.	8.2
	Stapleton, Scott (F).....	Sr.	10.5
	Sheilds, Jim (C).....	So.	5.5
	Blair, Curtis (G).....	So.	12.2
	Atkinson, Ken (G).....	Sr.	18.9

## 1990-91 (22-10; CAA: 10-4, 2nd)

NCAA TOURNAMENT			
(H: 9-3 A: 9-5 N: 4-2)			
HEAD COACH: Dick Tarrant (CAA Coach-of-the-Year)			
CAPTAIN: Terry Connolly			
Nov.23	Dartmouth%.....	W	65-54
Nov.24	#9 Georgia%.....	L	45-90
Dec.1	#14 Georgia Tech.....	W	73-71
Dec.5	Va. Commonwealth.....	W	67-63
Dec.9	at Fairfield.....	W	68-60
Dec.11	at Army.....	W	82-65
Dec.22	at Wake Forest.....	L	56-82
Dec.28	Virginia Tech#.....	L	79-82
Dec.29	Va. Commonwealth#.....	L	66-72
Jan.3	at Old Dominion.....	W	74-65
Jan.7	George Mason.....	L	69-77
Jan.9	at James Madison.....	L	61-72
Jan.12	American.....	L	65-75
Jan.14	College of Charleston.....	W	85-54
Jan.16	at Navy.....	W	83-82
Jan.19	UNC Wilmington.....	W	74-57
Jan.21	at VMI.....	L	75-80
Jan.23	at East Carolina.....	W	71-64
Jan.26	William & Mary.....	W	80-63
Feb.2	at George Mason.....	W	75-62
Feb.4	at Virginia Tech.....	W	61-56
Feb.6	James Madison.....	W	67-50
Feb.9	at American.....	W	79-59
Feb.13	Navy.....	W	91-72
Feb.16	at UNC Wilmington.....	W	81-64
Feb.20	East Carolina.....	W	65-50
Feb.23	at William & Mary.....	L	69-71
CAATOURNAMENT @ RICHMOND COLISEUM			
Mar.2	East Carolina.....	W	86-62
Mar.3	American.....	W	78-70
Mar.4	George Mason.....	W	81-78
NCAA TOURNAMENT @ COLLEGE PARK, MD.			
Mar.14	#4 Syracuse.....	W	73-69

Mar.16	Temple.....	L	64-77
%Central Fidelity Hol. Classic @ Robins Center			
#Times-Dispatch Tour. @ Richmond Coliseum			
STARTERS			
	Wood, Kenny (F).....	So.	14.3
	Connolly, Terry (F).....	Sr.	8.2
	Sheilds, Jim (C).....	Jr.	7.7
	Blair, Curtis (G).....	Jr.	16.1
	Weathers, Tim (G).....	So.	5.9

## 1991-92 (22-8; CAA: 12-2 T-1st)

NATIONAL INVITATIONAL TOURNAMENT			
(H: 12-2 A: 8-5 N: 2-1)			
HEAD COACH: Dick Tarrant			
CAPTAINS: Curtis Blair, Jim Shields			
Nov.22	at Calif.-Santa Barbara.....	L	60-67
Nov.24	at San Diego State.....	W	78-68
Nov.29	Virginia Tech%.....	W	84-51
Nov.30	La Salle%.....	W	78-63
Dec.4	at Va. Commonwealth.....	L	70-73
Dec.7	Fairfield.....	W	74-66
Dec.10	Army.....	W	59-36
Dec.21	#21 Wake Forest.....	L	60-74
Dec.28	Va. Commonwealth#.....	W	72-71
Dec.29	Virginia#.....	W	80-74
Jan.2	at #15 Georgia Tech.....	L	75-82
Jan.6	Loyola (Md.).....	W	68-64
Jan.8	VMI.....	W	76-59
Jan.11	at East Carolina.....	W	65-62
Jan.13	at UNC Wilmington.....	W	82-73
Jan.18	William & Mary.....	W	82-65
Jan.22	at Old Dominion.....	W	82-77
Jan.25	at George Mason.....	L	63-65
Jan.29	American.....	W	82-60
Feb.3	James Madison.....	L	45-61
Feb.8	East Carolina.....	W	89-64
Feb.10	UNC Wilmington.....	W	79-69
Feb.15	at William & Mary.....	W	83-54
Feb.17	Old Dominion.....	W	73-69
Feb.22	George Mason.....	W	83-50
Feb.26	at American.....	W	85-65
Feb.29	at James Madison.....	W	69-66
CAATOURNAMENT @ RICHMOND COLISEUM			
Mar.7	George Mason.....	W	74-59
Mar.8	Old Dominion.....	L	58-62
NIT - FIRST ROUND @ GAINESVILLE, FLA.			
Mar.19	Florida.....	L	52-66
%Central Fidelity Hol. Classic @ Robins Center			
#Times-Dispatch Tour. @ Richmond Coliseum			
STARTERS			
	Wood, Kenny (F).....	Jr.	13.0
	Springer, Jim (F).....	Jr.	5.8
	Sheilds, Jim (C).....	Sr.	8.5
	Blair, Curtis (G).....	Sr.	20.3
	Jarmon, Gerald (G).....	So.	7.0

## 1992-93 (15-12; CAA: 10-4, 3rd)

(H: 8-4 A: 7-5 N: 0-3)			
HEAD COACH: Dick Tarrant			
CAPTAINS: Jim Springer, Kenny Wood			
Dec.5	VMI.....	W	77-65
Dec.7	at Navy.....	W	73-54
Dec.9	Va. Commonwealth.....	L	63-82
Dec.19	at Wake Forest.....	L	74-88
Dec.28	Detroit Mercy%.....	L	70-82
Dec.29	Duquesne%.....	L	65-70
Jan.2	at La Salle.....	L	61-71
Jan.5	at Army.....	W	89-71
Jan.9	UNC Wilmington*.....	L	80-83
Jan.11	East Carolina.....	W	74-65
Jan.14	Siena.....	W	69-67
Jan.16	at Old Dominion#.....	W	75-59
Jan.20	William & Mary.....	W	54-53
Jan.23	at James Madison.....	L	70-90
Jan.30	American.....	W	74-73
Feb.3	at George Mason.....	W	81-62
Feb.6	at UNC Wilmington.....	W	91-69
Feb.8	at East Carolina.....	W	72-63
Feb.13	Old Dominion.....	W	84-80
Feb.15	at George Washington*.....	L	77-79
Feb.17	Georgia Tech.....	L	60-65
Feb.20	James Madison.....	L	73-78
Feb.22	at William & Mary.....	L	63-66

Feb.24	George Mason.....	W	61-58
Feb.27	at American.....	W	69-63
Mar.1	Hofstra.....	W	79-48
CAATOURNAMENT @ RICHMOND COLISEUM			
Mar.6	UNC Wilmington.....	L	58-71
#at ODU Field House, Norfolk, Va. *Overtime			
%Arizona State Tribune Classic @ Tempe, Ariz.			
STARTERS			
	Wood, Kenny (F).....	Sr.	15.9
	Fleming, Chris (F).....	Sr.	11.3
	Springer, Jim (C).....	Sr.	7.4
	Jarmon, Gerald (G).....	Jr.	7.9
	Burroughs, Eugene (G).....	Jr.	8.4

## 1993-94 (14-14; CAA: 8-6, 4th)

(H: 9-3 A: 4-10 N: 1-1)			
HEAD COACH: Bill Dooley (CAA Coach-of-the-Year)			
CAPTAINS: Eugene Burroughs, Gerald Jarmon, Michael Hodges			
Nov.29	Radford.....	W	89-75
Dec.1	at VMI.....	W	74-55
Dec.5	at Wake Forest.....	L	65-71
Dec.18	at Va. Commonwealth.....	W	76-61
Dec.21	at San Diego.....	L	64-87
Dec.23	at California.....	L	78-85
Dec.30	Duquesne*.....	L	60-67
Jan.3	La Salle.....	W	92-71
Jan.5	at Delaware.....	L	51-58
Jan.8	at Siena.....	L	57-88
Jan.11	Villanova.....	L	80-81
Jan.13	Old Dominion.....	L	77-79
Jan.15	at American.....	L	65-83
Jan.17	William & Mary.....	W	85-63
Jan.19	at George Mason.....	L	92-97
Jan.22	East Carolina.....	W	80-72
Jan.26	at UNC Wilmington*.....	L	74-75
Jan.29	James Madison.....	W	85-81
Feb.5	at William & Mary.....	W	105-73
Feb.7	Army.....	W	82-76
Feb.9	at Old Dominion.....	W	77-73
Feb.12	American*.....	W	76-74
Feb.16	George Mason.....	W	92-61
Feb.19	UNC Wilmington.....	W	66-63
Feb.23	at East Carolina*.....	L	77-81
Feb.26	at James Madison.....	L	78-80
CAATOURNAMENT @ RICHMOND COLISEUM			
Mar.5	East Carolina.....	W	58-55
Mar.6	Old Dominion.....	L	72-76
*Overtime			
STARTERS			
	Hodges, Michael (F).....	Sr.	16.2
	Weaver, Kass (F).....	Jr.	14.1
	Metzger, Jeremy (C).....	So.	9.3
	Burroughs, Eugene (G).....	Jr.	9.1
	Jarmon, Gerald (G).....	Sr.	9.8

## 1994-95 (8-20; CAA: 3-11, 7th)

(H: 3-10 A: 4-8 N: 1-2)			
HEAD COACH: Bill Dooley			
CAPTAINS: Kass Weaver, Derrick Wall			
Nov.26	Campbell.....	L	60-84
Nov.28	at Duquesne.....	L	56-62
Dec.3	at VMI.....	W	105-85
Dec.5	at Radford.....	W	66-64
Dec.8	#25 Wake Forest.....	L	49-53
Dec.11	G. Washington.....	W	78-74
Dec.22	at Villanova.....	L	70-101
Dec.28	at #10 Arizona%.....	L	68-95
Dec.30	Penn State%.....	L	53-66
Jan.3	Delaware.....	W	57-53
Jan.7	American.....	L	73-77
Jan.11	Va. Commonwealth.....	L	72-78
Jan.14	at UNC Wilmington.....	L	58-60
Jan.18	at East Carolina.....	L	67-69
Jan.21	at James Madison.....	L	75-85
Jan.24	William & Mary.....	L	71-75
Jan.28	Old Dominion.....	L	46-65
Jan.30	Navy.....	L	60-65
Feb.1	George Mason.....	L	86-92
Feb.4	at William & Mary.....	W	66-64
Feb.8	at Old Dominion.....	L	60-70
Feb.11	East Carolina.....	L	58-59
Feb.13	UNC Wilmington.....	L	53-67

# Richmond Men's Basketball

# 2025 Offseason Record Book

Feb. 18	at American	L	79-90
Feb. 22	at George Mason	W	101-100
Feb. 25	James Madison	W	73-67
CAATOURNAMENT @ RICHMOND COLISEUM			
Mar. 4	UNC Wilmington	W	60-54
Mar. 5	James Madison	L	70-81
%Fiesta Bowl Classic, Tuscon, Ariz.			

### STARTERS

Poole, Eric (F)	Fr.	9.0
Stevenson, Jarod (F)	Fr.	8.4
Edwards, Rick (C)	So.	7.0
Weaver, Kass (G)	Sr.	17.8
Cueto, Carlos (G)	Fr.	6.1

### 1995-96 (8-20; CAA: 3-13, 9th)

(H: 3-8 A: 2-12 N: 3-0)  
HEAD COACH: Bill Dooley  
CAPTAINS: Adam Ward, Kevin Connor

Nov. 25	at Campbell	W	69-62
Nov. 28	at #17 North Carolina	L	76-83
Dec. 1	Texas Pan Am%	W	74-71
Dec. 2	at Iowa State	L	64-82
Dec. 5	Radford	W	73-67
Dec. 9	#15 Virginia	L	52-67
Dec. 29	Lafayette#	W	63-47
Dec. 30	at College of Charleston#	L	58-67
Jan. 4	at American	L	76-80
Jan. 6	WMI	L	65-77
Jan. 10	William & Mary	L	78-79
Jan. 13	Old Dominion	L	69-84
Jan. 15	at Wake Forest	L	60-71
Jan. 17	UNC Wilmington	L	47-64
Jan. 20	at Va. Commonwealth	L	51-79
Jan. 24	at East Carolina	L	65-81
Jan. 27	James Madison	W	78-71
Jan. 29	George Mason	W	105-91
Jan. 31	East Carolina	L	58-66
Feb. 3	at William & Mary	L	64-81
Feb. 7	at James Madison	W	84-80
Feb. 10	at George Mason	L	91-98
Feb. 17	at Old Dominion	L	63-70
Feb. 21	American	L	68-76
Feb. 24	Va. Commonwealth	L	67-69
Feb. 26	at UNC Wilmington	L	59-63

### CAATOURNAMENT @ RICHMOND COLISEUM

Mar. 1	vs. George Mason	W	93-77
Mar. 2	at Va. Commonwealth	L	55-89
%Cyclone Shootout - Ames, Iowa (Iowa State)			
%Charleston Classic - Charleston, S.C.			

### STARTERS

Poole, Eric (F)	So.	11.8
Stevenson, Jarod (F)	So.	13.7
Edwards, Rick (C)	Jr.	8.3
Baker, Jonathan (G)	Fr.	8.5
Cueto, Carlos (G)	So.	7.2

### 1996-97 (13-15; CAA: 7-9, 8th)

(H: 8-4 A: 3-10 N: 2-1)  
HEAD COACH: Bill Dooley  
CAPTAIN: Rick Edwards

Nov. 25	at #7 North Carolina	L	75-86
Nov. 27	Wofford	W	87-55
Dec. 1	#3 Wake Forest	L	55-80
Dec. 5	at Radford	L	62-67
Dec. 19	Campbell	W	69-54
Dec. 27	Eastern Kentucky%	W	78-60
Dec. 28	at Iona	L	66-71
Jan. 1	at American	W	65-53
Jan. 4	Old Dominion	L	69-76
Jan. 8	WMI	W	83-77
Jan. 11	William & Mary	W	82-72
Jan. 15	at George Mason*	L	86-98
Jan. 18	at East Carolina	L	64-69
Jan. 20	at UNC Wilmington	L	53-56
Jan. 25	Va. Commonwealth	L	71-86
Jan. 27	James Madison	W	75-65
Jan. 30	at Virginia	L	66-83
Feb. 1	at Old Dominion	L	51-63
Feb. 5	George Mason	W	86-69
Feb. 8	at William & Mary	L	50-57
Feb. 12	American	L	66-67
Feb. 15	UNC Wilmington	W	61-53
Feb. 17	East Carolina	W	78-70

Feb. 19	at Wofford	W	65-55
Feb. 22	at James Madison	W	77-71
Feb. 24	at Va. Commonwealth	L	45-56
CAATOURNAMENT @ RICHMOND COLISEUM			
Feb. 28	George Mason	W	85-57
Mar. 1	Old Dominion	L	56-69
%Overtime *Iona Tournament			

### STARTERS

Stevenson, Jarod (F)	Jr.	11.6
Poole, Eric (F)	Jr.	10.0
Edwards, Rick (C)	Sr.	13.6
Oliver, Daryl (G)	Jr.	8.3
Carlos Cueto (G)	Jr.	4.7

### 1997-98 (23-8; CAA: 12-4, 3rd)

NCAA TOURNAMENT  
(H: 10-1 A: 6-6 N: 7-1)  
HEAD COACH: John Beilein

Nov. 16	Virginia**	W	83-79
Nov. 19	#4 North Carolina	L	65-84
Nov. 24	at Florida Atlantic	W	81-50
Nov. 29	at Wake Forest	L	67-71
Dec. 5	Samford#	W	70-38
Dec. 6	at San Francisco#	L	60-64
Dec. 20	at Campbell	W	71-49
Dec. 29	UNC Asheville%	W	71-55
Dec. 30	UNC Greensboro%	W	83-72
Jan. 3	at James Madison	W	87-68
Jan. 7	Drexel	W	66-57
Jan. 10	UNC Wilmington	W	61-58
Jan. 14	American	W	73-57
Jan. 17	at East Carolina	L	67-77
Jan. 19	William & Mary*	W	70-59
Jan. 21	at Old Dominion	L	57-62
Jan. 24	at Va. Commonwealth	W	56-52
Jan. 28	George Mason	W	87-65
Jan. 31	James Madison	W	57-50
Feb. 4	East Carolina	W	79-64
Feb. 7	at William & Mary	L	70-73
Feb. 9	at UNC Wilmington	L	59-62
Feb. 16	at American	W	77-41
Feb. 18	at George Mason	W	61-56
Feb. 21	Va. Commonwealth	W	67-61
Feb. 23	Old Dominion	W	85-77

### CAATOURNAMENT @ RICHMOND COLISEUM

Feb. 27	George Mason	W	66-49
Feb. 28	American	W	66-64
Mar. 1	UNC Wilmington	W	79-64

### NCAA TOURNAMENT @ WASHINGTON D.C.

Mar. 12	#15 South Carolina	W	62-61
Mar. 14	Washington	L	66-81
#Northern Mutual Classic - San Francisco, Calif.			
%UT-Chattanooga Classic - Chattanooga, Tenn.			
%Program's 1,000th Win **Double overtime			

### STARTERS

Stevenson, Jarod (F)	Sr.	19.1
Patrick, Nick (F)	Jr.	7.4
Poole, Eric (C)	Sr.	11.6
Baker, Jonathan (G)	Jr.	9.6
Brown, Marseilles (G)	So.	9.6

### 1998-99 (15-12; CAA: 10-6, 3rd)

(H: 11-1 A: 3-10 N: 1-1)  
HEAD COACH: John Beilein  
Captains: Jonathan Baker, David Hensel

Nov. 14	Campbell	W	65-59
Nov. 19	at #2 Connecticut	L	57-77
Nov. 21	at Liberty	W	66-63
Nov. 28	Radford	W	86-55
Dec. 1	at Drexel	L	62-70
Dec. 5	at William & Mary	L	55-56
Dec. 18	vs. Centenary%	W	71-53
Dec. 19	at Arkansas-Little Rock%	L	62-70
Dec. 28	Florida Atlantic	W	76-65
Dec. 30	at Fordham*	L	70-73
Jan. 2	East Carolina	W	83-60
Jan. 4	Southern Methodist	L	61-65
Jan. 9	UNC Wilmington	W	56-47
Jan. 11	James Madison*	W	76-69
Jan. 13	at George Mason	L	52-78
Jan. 18	at Old Dominion	L	65-77
Jan. 20	at American	W	66-63
Jan. 23	Va. Commonwealth	W	68-64

Jan. 27	George Mason	W	79-73
Jan. 30	at UNC Wilmington	L	65-73
Feb. 6	American	W	72-69
Feb. 8	Old Dominion	W	77-70
Feb. 10	at James Madison	L	61-71
Feb. 13	at Va. Commonwealth	W	78-72
Feb. 17	at East Carolina	L	48-64
Feb. 20	William & Mary	W	82-65

### STARTERS

Stevens, Charles (F)	So.	17.0
Smith, Kinte (F)	So.	13.3
Kauffman, Scott (C)	So.	4.6
Baker, Jonathan (G)	Sr.	12.8
Cunningham, Marques (G)	Fr.	8.8

### 1999-00 (18-12; CAA: 11-5, 3rd)

(H: 7-5 A: 8-6 N: 3-1)  
HEAD COACH: John Beilein  
CAPTAINS: Rick Houston, Scott Kauffman, Kinte Smith, Greg Stevenson

Nov. 22	Fordham	L	74-77
Nov. 24	at Navy	W	58-52
Dec. 1	James Madison	W	68-58
Dec. 3	at #14 Syracuse%	L	60-74
Dec. 4	Long Beach State%	W	73-62
Dec. 7	Liberty**	L	61-64
Dec. 16	at Southern Methodist	L	77-78
Dec. 18	at McNeese State	W	83-71
Dec. 21	Virginia	L	65-69
Dec. 28	Western Michigan	L	61-64
Dec. 30	at Marist	W	76-63
Jan. 5	at UNC Wilmington	W	63-57
Jan. 8	at Old Dominion	L	58-60
Jan. 12	at East Carolina	W	59-55
Jan. 15	William & Mary	W	77-64
Jan. 18	at Radford	W	71-62
Jan. 22	American	W	78-63
Jan. 26	George Mason	L	63-65
Jan. 29	at James Madison	L	64-65
Feb. 2	UNC Wilmington	W	49-48
Feb. 8	Va. Commonwealth	W	69-57
Feb. 10	at George Mason	L	65-73
Feb. 12	East Carolina	W	75-54
Feb. 16	at American	W	66-65
Feb. 19	at William & Mary	W	71-60
Feb. 23	Old Dominion	W	56-55
Feb. 26	at Va. Commonwealth	L	77-80

### CAATOURNAMENT @ RICHMOND COLISEUM

Mar. 4	Old Dominion	W	67-55
Mar. 5	James Madison	W	80-65
Mar. 6	UNC Wilmington	L	47-57
%Carrier Classic - Syracuse, N.Y.			
%**Double overtime			

### STARTERS

Stevenson, Greg (F)	Jr.	18.5
Smith, Kinte (F)	Jr.	11.3
Faulconer, Tim (C)	So.	4.9
Brown, Reggie (G)	Fr.	10.6
Ungerer, Scott (G)	So.	5.9

### 2000-01 (22-7; CAA: 12-4, 1st)

NATIONAL INVITATIONAL TOURNAMENT  
(H: 12-2 A: 9-4 N: 1-1)  
HEAD COACH: John Beilein  
CAPTAINS: Rick Houston, Scott Kauffman, Tyler Phillips, Kinte Smith, Greg Stevenson

Nov. 17	Radford	W	97-62
Nov. 20	#18 Wake Forest	L	61-69
Nov. 25	at Western Michigan	W	86-70
Dec. 2	at Mississippi State	W	83-72
Dec. 6	Old Dominion	W	76-52
Dec. 9	at George Washington*	W	84-80
Dec. 12	Marist	W	74-67
Dec. 21	at Appalachian State	W	86-60
Dec. 29	College of Charleston#	L	48-52
Dec. 30	Massachusetts#	W	63-59
Jan. 3	at George Mason	L	57-67
Jan. 6	James Madison	W	68-39



# Richmond Men's Basketball

# 2025 Offseason Record Book

Jan. 9	at East Carolina	.....L	50-58
Jan. 12	McNeese State	.....W	90-80
Jan. 17	at UNC Wilmington	.....W	41-37
Jan. 20	William & Mary	.....W	57-60
Jan. 24	at American	.....W	60-59
Jan. 27	at Old Dominion**	.....W	77-73
Jan. 31	UNC Wilmington	.....W	73-70
Feb. 3	at William & Mary	.....W	57-49
Feb. 5	Navy	.....W	69-55
Feb. 10	at James Madison	.....L	63-66
Feb. 14	East Carolina	.....W	82-71
Feb. 17	Va. Commonwealth	.....W	70-66
Feb. 21	American	.....W	73-32
Feb. 24	George Mason	.....W	77-57
Feb. 27	at Va. Commonwealth	.....W	72-54
NIT @ ROBINS CENTER (RICHMOND, VA.)			
Mar. 16	West Virginia	.....W	79-56
Mar. 19	at Dayton	.....L	56-71
# Raycom Tour. of Champions at Charlotte, N.C.			
**Double overtime			

## 2001-02 (22-14; A-10: 11-5, 2nd)

(H: 11-5 A: 7-7 N: 4-2)  
 HEAD COACH: John Beilein  
 CAPTAINS: Scott Ungerer, Tim Faulconer

Nov. 16	Appalachian State	.....W	62-61
Nov. 24	at UAB	.....W	60-59
Nov. 28	at Radford	.....W	62-52
Dec. 1	Va. Commonwealth	.....L	54-65
Dec. 5	Mississippi State	.....L	57-71
Dec. 8	at Charlotte	.....L	42-62
Dec. 17	at Cincinnati &	.....L	46-77
Dec. 20	Mississippi State %	.....L	72-74
Dec. 21	La-Monroe %	.....W	80-58
Dec. 22	SW Missouri St.*%	.....W	67-60
Dec. 28	VMI#	.....L	80-82
Dec. 29	Cornell#	.....W	52-41
Jan. 2	at #23 Wake Forest	.....L	52-67
Jan. 5	La Salle	.....W	77-57
Jan. 12	at Xavier	.....L	62-72
Jan. 16	Massachusetts	.....W	63-54
Jan. 19	at Dayton	.....L	52-68
Jan. 23	at Temple	.....W	75-68
Jan. 26	Duquesne	.....W	55-51
Jan. 30	George Washington	.....W	61-53
Feb. 2	Xavier	.....L	64-67
Feb. 6	at St. Bonaventure	.....W	78-66
Feb. 10	Dayton	.....W	63-54
Feb. 13	#24 Saint Joseph's	.....W	61-59
Feb. 16	at La Salle	.....L	56-59
Feb. 20	at Rhode Island*	.....W	52-51
Feb. 23	at George Washington	.....L	49-53
Feb. 27	Fordham	.....W	67-50
Mar. 2	at Duquesne	.....W	83-57
A-10 TOURNAMENT @ PHILADELPHIA SPECTRUM			
Mar. 7	St. Bonaventure	.....W	78-69
Mar. 8	La Salle	.....W	68-60
Mar. 9	#24 Xavier	.....L	60-73
NATIONAL INVITATIONAL TOURNAMENT			
Mar. 13	Wagner^	.....W	74-67
Mar. 16	Montana State^	.....W	63-48
Mar. 18	at Minnesota	.....W	67-66
Mar. 20	Syracuse^	.....L	46-62
* overtime			
^ Las Vegas Classic, Cincinnati, Ohio			
^ at Robins Center, Richmond, Va.			
% Las Vegas Classic, Las Vegas, Nev.			
# Spider Invitational at Robins Center			

## 2002-03 (16-13; A-10: 10-6, 3rd West)

(H: 11-4 A: 5-7 N: 0-2)

HEAD COACH: Jerry Wainwright  
 CAPTAINS: Jeff Myers, Johnathan Collins

Nov. 22	Radford	.....W	92-46
Nov. 27	at Hampton	.....L	60-61
Nov. 30	Charlotte*	.....W	64-60
Dec. 4	UAB	.....W	72-68
Dec. 7	at VCU*	.....L	68-73
Dec. 16	vs. Pepperdine%	.....L	77-83
Dec. 17	at #17 Stanford%	.....W	83-69
Dec. 19	at Providence	.....L	55-84
Dec. 28	Harvard!	.....W	86-59
Dec. 29	Norfolk State!	.....W	67-38
Jan. 4	#23 Wake Forest	.....L	62-68
Jan. 7	at #21 Xavier	.....W	67-59
Jan. 11	Temple	.....W	61-42
Jan. 15	at Dayton	.....L	53-66
Jan. 18	at Duquesne	.....W	75-69
Jan. 21	George Washington	.....W	63-57
Jan. 25	at La Salle	.....W	62-55
Jan. 28	Duquesne	.....W	84-47
Feb. 1	#23 Xavier	.....L	52-66
Feb. 8	St. Bonaventure	.....W	55-61
Feb. 12	at Massachusetts	.....L	53-54
Feb. 16	at George Washington	.....L	50-64
Feb. 19	#25 Dayton	.....L	63-70
Feb. 22	Rhode Island*	.....W	70-69
Mar. 1	at Saint Joseph's	.....L	59-75
Mar. 5	at Fordham	.....W	60-53
Mar. 8	La Salle	.....W	75-62
A-10 TOURNAMENT @ DAYTON ARENA			
Mar. 13	Temple	.....L	52-66
NIT @ ROBINS CENTER, RICHMOND, VA.			
Mar. 19	Providence	.....L	49-67
* overtime			
% Stanford Invitational			
! Spider Invitational			
^ ruled a win due to sanctions against SBU			

## 2003-04 (20-13; A-10: 10-6, 3rd West)

NCAA TOURNAMENT  
 (H: 9-4 A: 8-6 N: 3-3)  
 HEAD COACH: Jerry Wainwright  
 CAPTAINS: Tony Dobbins, Mike Skrocki

Nov. 17	Mississippi Valley St.#	.....W	62-46
Nov. 18	New Hampshire#	.....W	63-49
Nov. 24	vs. San Francisco^	.....W	66-59
Nov. 25	vs. South Carolina^	.....L	61-67
Nov. 29	at UAB	.....W	75-83
Dec. 3	VCU	.....W	70-52
Dec. 6	at #16 Wake Forest	.....L	66-81
Dec. 13	at South Florida	.....W	70-58
Dec. 20	vs. Manhattan%	.....L	62-70
Dec. 23	Providence	.....L	56-57
Dec. 29	Hampton	.....W	73-42
Dec. 31	at Colorado	.....W	78-62
Jan. 3	Duquesne	.....W	69-66
Jan. 6	#9 Saint Joseph's	.....L	60-71
Jan. 10	at La Salle	.....L	55-66
Jan. 14	Dayton	.....L	50-55
Jan. 17	at Temple	.....W	59-52
Jan. 22	at #12 Kansas	.....W	69-68
Jan. 25	at Xavier	.....W	53-44
Jan. 31	George Washington	.....W	72-65
Feb. 4	at Dayton*	.....L	57-62
Feb. 7	at Duquesne	.....W	71-51
Feb. 10	Xavier	.....L	51-62
Feb. 14	Fordham	.....W	74-53
Feb. 18	at St. Bonaventure	.....W	75-55
Feb. 21	La Salle	.....W	66-50
Feb. 25	at Rhode Island	.....L	54-56
Feb. 28	at George Washington	.....W	75-67
Mar. 6	Mar. 6 Massachusetts	.....W	69-65
A-10 TOURNAMENT @ DAYTON ARENA			
March 10	Fordham	.....W	67-47
March 11	Temple	.....W	64-49
March 12	Dayton	.....L	56-58
NCAA TOURNAMENT @ BRADLEY CENTER			

(MILWAUKEE)  
 March 19 Wisconsin.....L 64-76  
 \*overtime # Guardians Classic (Richmond, Va.)  
 ^ Guardians Classic (Kansas City, Mo.)  
 % Dreyfus Classic (New York City)

STARTERS

Skrocki, Mike (F)	.....Sr.	16.0
Scott, Jamaal (F)	.....Sr.	4.5
Steenberge, Kevin (C)	.....So.	4.5
Dobbins, Tony (G)	.....Sr.	11.1
Brown, Reggie (G)	.....Sr.	7.5

## 2004-05 (14-15; A-10: 8-8, 4th West)

(H: 9-4 A: 3-10 N: 2-1)  
 HEAD COACH: Jerry Wainwright  
 CAPTAINS: Patrick O'Malley, Jamal Scott

Nov. 19	at Seton Hall	.....W	77-71
Nov. 26	Elon	.....W	80-66
Nov. 28	at Virginia	.....L	58-85
Dec. 1	South Florida	.....W	78-72
Dec. 4	at #1 Wake Forest	.....L	73-90
Dec. 11	at VCU	.....L	50-58
Dec. 17	UAB	.....W	96-81
Dec. 23	at #10 Pittsburgh	.....L	60-69
Dec. 28	vs. Butler#	.....W	69-68
Dec. 30	at #14 Arizona#	.....L	71-84
Jan. 4	Colorado	.....L	69-75
Jan. 8	at Fordham	.....L	56-79
Jan. 12	at Dayton	.....L	62-63
Jan. 15	Rhode Island	.....W	65-55
Jan. 19	at Xavier	.....L	57-81
Jan. 22	#20 George Washington	.....W	70-59
Jan. 26	at La Salle	.....W	78-71
Jan. 29	at Massachusetts	.....W	67-63
Feb. 1	Duquesne	.....W	72-71
Feb. 5	Dayton	.....W	61-58
Feb. 9	La Salle	.....L	68-76
Feb. 12	at #21 George Washington	.....L	63-80
Feb. 16	at Saint Joseph's	.....L	36-49
Feb. 19	Temple	.....L	53-59
Feb. 27	at Duquesne	.....W	76-62
Mar. 2	Xavier	.....L	64-73
Mar. 5	St. Bonaventure	.....W	86-68
A-10 TOURNAMENT @ US BANK ARENA (CINCINNATI)			
Mar. 9	vs. Rhode Island	.....W	68-60
Mar. 10	vs. Saint Joseph's	.....L	51-63
# Fiesta Bowl Classic (Tucson, Ariz.)			

## 2005-06 (13-17; A-10: 6-10, 11th Place)

(H: 11-5 A: 1-10 N: 1-2)  
 HEAD COACH: Chris Mooney  
 CAPTAINS: Jermaine Bucknor, Kevin Steenberge

Nov. 18	Hampton	.....W	44-40
Nov. 22	Virginia	.....L	43-59
Nov. 26	McNeese State	.....W	58-50
Dec. 1	Seton Hall	.....W	60-49
Dec. 3	Arkansas St.%	.....L	37-56
Dec. 4	Prairie View A&M%	.....W	62-48
Dec. 5	at #5 Louisville%	.....L	45-53
Dec. 10	at VCU	.....L	37-49
Dec. 20	Old Dominion*	.....W	61-58
Dec. 22	#22 Wake Forest	.....L	40-47
Dec. 27	at Tulane	.....L	41-64
Dec. 31	William & Mary	.....W	52-50
Jan. 2	Longwood	.....W	74-60
Jan. 7	La Salle	.....L	56-67
Jan. 11	at Duquesne	.....W	62-48
Jan. 14	Dayton	.....W	58-50
Jan. 18	Saint Louis	.....W	65-54
Jan. 21	at Rhode Island	.....L	46-58
Jan. 28	Charlotte	.....W	63-56
Feb. 1	at Fordham	.....L	45-63
Feb. 5	at #10 George Washington	.....L	55-80
Feb. 8	Xavier	.....L	51-63
Feb. 12	at St. Bonaventure	.....L	57-71

# Richmond Men's Basketball

# 2025 Offseason Record Book

Feb. 15	at Charlotte	L	47-64
Feb. 18	#7 George Washington	L	51-64
Feb. 22	at Temple	L	30-69
Feb. 25	at Saint Joseph's	L	39-70
Mar. 1	Massachusetts	W	81-66
Mar. 4	St. Bonaventure	W	65-64

A-10 TOURNEY @ US BANK ARENA (CINCINNATI)			
Mar. 8	vs. Fordham	L	37-45

\* Colonial Classic (Louisville, Ky.)  
 # overtime

STARTERS			
Bucknor, Jermaine (F)	Sr.	13.5	
Moliva, Gaston (F)	Jr.	5.3	
Steenberge, Kevin (C)	Sr.	10.2	
Thomas, Peter (G)	Jr.	6.2	
Sylla, Oumar (G)	So.	6.0	

### 2006-07 (8-22; A-10: 4-12, 12th place)

(H: 6-10 A: 2-11 N: 0-1)	HEAD COACH: Chris Mooney		
CAPTAIN: Peter Thomas			
Nov. 14	East Carolina	W	71-67*
Nov. 17	American	W	61-50
Nov. 20	Longwood	W	83-72
Nov. 25	at Old Dominion	L	52-69
Nov. 29	Radford	L	50-67
Dec. 2	Marist	L	73-80*
Dec. 5	at South Florida	W	56-46
Dec. 9	VCU	L	54-68
Dec. 20	WMI	L	84-93
Dec. 22	at Wake Forest	L	59-72
Dec. 28	Tulane	L	63-75
Dec. 31	at William & Mary	L	53-61
Jan. 3	at Virginia Tech	L	53-65
Jan. 6	Fordham	L	55-58
Jan. 10	at St. Bonaventure	W	71-66
Jan. 13	Charlotte	W	51-66
Jan. 17	George Washington	L	58-63
Jan. 20	at Dayton	L	54-72
Jan. 24	at La Salle	L	56-79
Jan. 27	St. Bonaventure	L	53-61
Jan. 31	Temple	L	59-80
Feb. 3	at Massachusetts	L	56-72
Feb. 7	at Charlotte	L	46-61
Feb. 14	Duquesne	W	69-66
Feb. 17	at Xavier	L	50-71
Feb. 21	at George Washington	L	49-68
Feb. 24	Saint Joseph's	W	78-68
Feb. 28	at Saint Louis	L	68-78
Mar. 3	Rhode Island	W	71-69
A-10 TOURNEY - US BANK ARENA (CINCINNATI)			
Mar. 7	vs. Fordham	L	61-63

\* overtime  
 STARTERS

Thomas, Peter (F)	Sr.	6.5	
Sylla, Oumar (F)	Jr.	6.8	
Geriot, Dan (C)	Fr.	11.9	
Gonzalez, David (G)	Fr.	9.6	
Butler, Ryan (G)	r-Fr.	6.9	

### 2007-08 (16-15; A-10: 9-7, 4th place)

COLLEGE BASKETBALL INVITATIONAL			
(H: 9-6 A: 6-8 N: 1-1)	HEAD COACH: Chris Mooney		
CAPTAIN: Gaston Moliva, Oumar Sylla			
NOV. 5	vs Maine ^	W	44-42
Nov. 6	at #3 Memphis ^	L	63-80
Nov. 10	Norfolk State	L	69-72
Nov. 13	at East Carolina	W	67-58
Nov. 17	UMBC	L	68-70
Nov. 20	at Rice	W	61-55
Nov. 24	at Marist	L	62-64
Nov. 28	William & Mary	W	58-55
Dec. 5	South Florida	L	65-79
Dec. 8	at VCU	L	45-65
Dec. 19	Old Dominion	W	55-49
Dec. 30	WMI	W	71-69
Jan. 3	Virginia Tech	W	52-49
Jan. 9	at La Salle*	W	75-74###
Jan. 12	at Saint Joseph's*	L	63-81
Jan. 16	St. Bonaventure*	W	75-64
Jan. 19	La Salle*	L	67-76

Jan. 26	#16 Dayton*	W	80-63
Jan. 30	at Rhode Island*	L	64-78
Feb. 2	at Charlotte*	W	64-58
Feb. 6	Temple*	W	64-58
Feb. 10	Saint Louis*	L	55-64
Feb. 16	at Duquesne*	W	69-66
Feb. 20	Charlotte*	W	79-76#
Feb. 23	at George Washington*	L	53-59
Feb. 27	at St. Bonaventure*	W	82-71
Mar. 1	Massachusetts*	L	74-78
Mar. 5	Fordham*	W	58-53
Mar. 8	at #8 Xavier*	L	61-86
A-10 TOURNEY - BOARDWALK HALL (ATLANTIC CITY)			
Mar. 13	St. Joseph's	L	47-61
CBI - JPJ ARENA (CHARLOTTEVILLE, VA.)			
Mar. 18	at Virginia	L	64-66

### 2008-09 (20-16; A-10: 9-7, 5th place)

COLLEGE BASKETBALL INVITATIONAL			
(H: 11-7 A: 7-7 N: 2-2)	HEAD COACH: Chris Mooney		
CAPTAIN: Jarhon Giddings			
Nov. 15	Randolph-Macon	W	81-57
Nov. 18	at Syracuse	L	71-76
Nov. 24	at Florida Gulf Coast	W	69-58
Nov. 25	vs. UMKC	W	85-74
Nov. 26	vs. Bradley	L	66-80
Nov. 30	Coppin State	W	78-67
Dec. 3	at Old Dominion	L	62-65
Dec. 6	Delaware State	W	76-66
Dec. 13	VCU	L	76-77
Dec. 19	#10 Wake Forest	L	79-86
Dec. 22	Bucknell	W	79-57
Dec. 28	at UNC-Wilmington	W	76-69
Dec. 31	at WMI	L	70-73
Jan. 3		W	74-43
Jan. 10	at George Washington*	W	60-48
Jan. 14	at Virginia Tech	L	48-62
Jan. 17	St. Bonaventure*	L	67-71
Jan. 21	Rhode Island*	W	78-75
Jan. 25	at Saint Louis*	W	70-62
Jan. 28	Saint Joseph's*	L	58-68
Jan. 31	at Temple*	L	65-74
Feb. 4	at Massachusetts*	L	71-80
Feb. 8	Saint Louis*	L	72-85**
Feb. 11	Duquesne*	W	71-67
Feb. 14	at Dayton*	L	63-69
Feb. 18	at La Salle*	W	62-53
Feb. 21	Charlotte*	W	65-58
Feb. 25	at Fordham*	W	78-68
Feb. 28	George Washington*	L	57-66
Mar. 3	at Charlotte*	W	64-62
Mar. 7	#17 Xavier*	W	80-75

### 2009-10 (26-9; A-10: 13-3, 3rd place)

A-10 TOURNEY - BOARDWALK HALL (ATLANTIC CITY)			
Mar. 11	vs. St. Bonaventure	W	65-49
Mar. 12	vs. Dayton	L	64-69
CBI - ROBINS CENTER (RICHMOND, VA.)			
Mar. 18	St. John's	W	75-69
Mar. 23	College of Charleston	W	74-72
Mar. 25	UTEP	L	69-81
% CBE Classic (Syracuse N.Y.; Fort Myers, Fla.)			
**overtime			
STARTERS			
Butler, Ryan (F)	Jr.	5.9	
Smith, Kevin (F)	So.	4.7	
Giddings, Jarhon (C)	Sr.	8.0	
Gonzalez, David (G)	Jr.	16.0	
Anderson, Kevin (G)	So.	16.6	

### 2009-10 (26-9; A-10: 13-3, 3rd place)

NCAA TOURNAMENT			
(H: 14-1 A: 7-6 N: 5-2)	HEAD COACH: Chris Mooney		
CAPTAINS: Ryan Butler, David Gonzalez			
Nov. 13	LEHIGH	W	65-53

Nov. 16	WMI	W	103-59
Nov. 19	at William and Mary	L	71-78
Nov. 22	CHATTANOOGA #	W	75-49
Nov. 24	LONGWOOD #	W	65-52
Nov. 27	vs. Mississippi State #	W	63-62
Nov. 28	vs. Missouri #	W	59-52
Dec. 2	OLD DOMINION	W	67-60
Dec. 12	at VCU &	L	57-65
Dec. 16	at South Carolina	L	58-76
Dec. 19	vs #13 Florida ^	W	56-53
Dec. 22	UNC GREENSBORO	W	89-63
Dec. 28	UNC-WILMINGTON	W	66-64
Dec. 31	at Wake Forest	L	68-74*
Jan. 2	at Bucknell	W	59-50
Jan. 6	at Duquesne *	W	80-68
Jan. 9	at Saint Louis *	L	58-63
Jan. 13	MASSACHUSETTS *	W	70-63*
Jan. 16	LA SALLE *	W	67-63
Jan. 20	CHARLOTTE *	L	59-71
Jan. 23	at George Washington * ...	W	62-57
Jan. 30	SAINT LOUIS *	W	62-36
Feb. 3	at Saint Joseph's *	W	68-58
Feb. 6	#17 TEMPLE *	W	71-54
Feb. 10	at Rhode Island *	W	69-67
Feb. 13	at St. Bonaventure *	W	68-49
Feb. 17	FORDHAM *	W	68-49
Feb. 20	G. WASHINGTON *	W	74-70
Feb. 28	at Xavier *	L	76-78**
Mar. 4	DAYTON *	W	60-56
Mar. 6	at Charlotte *	W	89-84*

### 2010-11 (29-8; A-10: 13-3)

A-10 TOURNEY - BOARDWALK HALL (ATLANTIC CITY)			
Mar. 12	vs. Massachusetts	W	77-72
Mar. 13	vs. #24 Xavier	W	89-85*
Mar. 14	vs. #19 Temple	L	52-56
NCAA - DUNKIN' DONUTS CENTER (PROVIDENCE, RI)			
Mar. 18	vs. St. Mary's *	L	71-80
* Farm Bureau Insurance Black & Blue Classic			
^ Orange Bowl Classic			
# South Padre Island Invitational			
* Atlantic 10 game			
**overtime ** double overtime			
STARTERS			
Butler, Ryan (F)	Sr.	8.5	
Harper, Justin (F)	Jr.	10.6	
Garrett, Darius (C)	So.	2.2	
Gonzalez, David (G)	Sr.	14.6	
Anderson, Kevin (G)	Jr.	17.8	

### 2010-11 (29-8; A-10: 13-3)

NCAA TOURNAMENT SWEET 16			
ATLANTIC 10 CHAMPIONS			
(H: 10-3 A: 10-3 N: 7-2)	HEAD COACH: Chris Mooney		
CAPTAINS: Kevin Anderson, Justin Harper, Dan Geriot, Kevin Smith, Kevin Hovde			
Nov. 12	THE CITADEL	W	79-37
Nov. 15	WILLIAM & MARY	W	73-49
Nov. 18	at Iona	W	77-81**
Nov. 21	vs. Charleston South %	W	82-71
Nov. 23	vs. Southern %	W	81-40
Nov. 26	vs. Wright State ^	W	71-61
Nov. 27	vs. #8 Purdue ^	W	65-54
Dec. 1	at Old Dominion	L	70-77
Dec. 5	at Arizona State	W	67-61
Dec. 11	VCU &	W	72-60
Dec. 18	vs. Georgia Tech #	L	54-67
Dec. 22	at UNC-Greensboro	W	69-63
Dec. 26	at Seton Hall	W	63-51
Dec. 29	WAKE FOREST	W	90-74
Jan. 2	BUCKNELL	L	61-62
Jan. 5	CHARLOTTE*	W	71-59
Jan. 8	at La Salle*	W	87-68
Jan. 13	RHODE ISLAND*	L	74-78
Jan. 16	G. WASHINGTON*	W	68-58
Jan. 22	at Massachusetts*	W	84-68
Jan. 25	at Dayton*	W	70-61
Jan. 29	XAVIER*	L	62-85
Feb. 2	SAINT JOSEPH'S*	W	62-52
Feb. 5	at Fordham*	W	77-60
Feb. 9	at George Washington*	W	69-65
Feb. 12	SAINT LOUIS*	W	64-52
Feb. 17	at #23 Temple*	L	53-73

# Richmond Men's Basketball

# 2025 Offseason Record Book

Feb. 20	ST. BONAVENTURE*	W	82-65
Feb. 26	at Charlotte*	W	72-59
Mar. 2	at Saint Joseph's*	W	69-54
Mar. 5	DUQUESNE*	W	68-56
A-10 TOURNAY - BOARDWALK HALL (ATLANTIC CITY)			
Mar. 11	vs. Rhode Island	W	55-45
Mar. 19	vs. #24 Temple	W	58-54
Mar. 13	vs. Dayton	W	67-54
NCAA TOURNAMENT (Denver, Colo.)			
Mar. 17	vs. #25 Vanderbilt	W	69-66
Mar. 19	vs. Morehead State	W	65-48
NCAA TOURNAMENT (San Antonio, Texas)			
Mar. 25	vs. #2 Kansas	L	57-77

\*Atlantic 10 Conference games  
 #Chicago Invitational Challenge (Richmond, Va.)  
 ^ Chicago Invitational Challenge (Chicago, Ill.)  
 & Farm Bureau Insurance Black & Blue Classic  
 # Battle At Atlantis

### STARTERS

Harper, Justin (F)	Sr.	17.9
Smith, Kevin (F)	Sr.	3.9
Geriott, Dan (C)	Sr.	9.5
Brothers, Darien (G)	So.	7.6
Anderson, Kevin (G)	Sr.	16.6

### 2011-12 (16-16; A-10: 7-9)

(H: 11-4 A: 4-11 N: 1-1)  
 HEAD COACH: Chris Mooney  
 CAPTAINS: Darius Garrett, Francis-Cedric Martel, Josh Duinker, Connor Smith

Nov. 11	AMERICAN	W	66-56
Nov. 14	at Davidson	L	61-74
Nov. 17	HAMPTON%	W	72-51
Nov. 19	SACRED HEART%	W	83-58
Nov. 22	vs. Illinois^	L	61-87
Nov. 23	vs. Rutgers^	W	58-53
Nov. 30	at William & Mary	W	92-61
Dec. 3	at Wake Forest	W	70-62
Dec. 9	at VCU &	L	51-73
Dec. 14	IONA	L	79-88
Dec. 17	at Bucknell	L	65-79
Dec. 20	OLD DOMINION	W	90-82*
Dec. 23	at UCLA	L	63-71
Dec. 28	LIBERTY	W	77-61
Dec. 30	UNCG	W	78-58
Jan. 4	at Charlotte*	W	70-75
Jan. 7	at Rhode Island*	W	70-53
Jan. 14	TEMPLE*	W	76-65
Jan. 18	at George Washington*	L	65-83
Jan. 21	MASSACHUSETTS*	L	68-79
Jan. 25	FORDHAM*	W	102-58
Jan. 28	at St. Bonaventure*	L	47-62
Feb. 1	SAINT JOSEPH'S*	L	60-70
Feb. 4	at Duquesne*	L	72-81
Feb. 8	LA SALLE*	W	78-76
Feb. 11	G. WASHINGTON*	L	67-69
Feb. 15	at Saint Louis*	L	50-64
Feb. 18	CHARLOTTE*	W	53-52
Feb. 22	at Saint Joseph's*	W	52-49
Feb. 25	at Xavier*	L	57-65
Feb. 29	DAYTON*	W	82-71

A-10 TOURNAY - GOLLA ARENA (PHILADELPHIA, PA.)  
 March 6 at La Salle  
 \*Atlantic 10 Conference games  
 #Cancun Challenge (Richmond, Va.)  
 ^ Cancun Challenge (Cancun, Mexico)  
 & Farm Bureau Insurance Black & Blue Classic

### STARTERS

Brothers, Darien (G)	Jr.	14.6
Williams, Derrick (F)	So.	11.2
Lindsay, Cedrick (G)	So.	11.2
Martel, Francis-Cedrick (G)	Sr.	5.0
Garrett, Darius (F)	Sr.	4.5

### 2012-13 (19-15; A-10: 8-8)

(H: 15-2 A: 4-11 N: 0-2)  
 HEAD COACH: Chris Mooney  
 CAPTAINS: Darien Brothers, Greg Robbins

Nov. 9	LIBERTY	W	84-42
Nov. 13	UNCW%	W	101-58

Nov. 15	HAMPTON&	W	68-58
Nov. 18	at Minnesota	L	57-72
Nov. 20	WOFFORD%	W	64-58
Nov. 24	at Ohio^	L	48-73
Nov. 28	WILLIAM & MARY	W	86-78**
Dec. 1	WAKE FOREST	W	62-60
Dec. 4	at Old Dominion	W	80-53
Dec. 8	at James Madison	W	83-82*
Dec. 15	STEITSON	W	76-57
Dec. 18	at #8 Kansas	L	59-87
Dec. 22	vs. George Mason&	L	64-67
Dec. 29	DAVIDSON	L	64-70
Jan. 2	AIR FORCE	W	91-68
Jan. 9	RHODE ISLAND*	W	64-61
Jan. 12	at La Salle*	L	59-71
Jan. 16	at #13 Butler*	L	47-62
Jan. 19	CHARLOTTE*	W	81-61
Jan. 24	#16 VCU*	W	86-74*
Jan. 27	at Massachusetts*	L	65-70
Jan. 30	at Temple*	L	64-71
Feb. 2	XAVIER*	W	73-71
Feb. 9	SAINT LOUIS*	L	46-56
Feb. 13	at Saint Joseph's*	L	55-61
Feb. 16	ST. BONAVENTURE*	W	83-80*
Feb. 23	at Fordham*	W	72-55
Feb. 27	G. WASHINGTON*	W	73-64
Mar. 2	at Dayton*	L	74-78
Mar. 6	at #19 VCU*	L	82-93
Mar. 9	DUQUESNE*	W	79-55
Mar. 14	vs. Charlotte!	L	63-68
Mar. 20	at Bryant#	W	76-71
Mar. 25	at Wright State#	L	51-57

\*Atlantic 10 Conference games  
 # College Basketball Invitational  
 ^ Atlantic 10 Tournament (Brooklyn, N.Y.)  
 %Nation of Coaches Classic (Richmond, Va.)  
 !Naton of Coaches Classic (Athens, Ohio)  
 & Governor's Classic (Richmond Coliseum)

### STARTERS

Brothers, Darien (G)	Sr.	14.1
Lindsay, Cedrick (G)	Jr.	12.0
Williams, Derrick (F)	Jr.	11.4
Robbins, Greg (F)	Sr.	6.9
Nelson-Ododa, Alonzo (F)	Fr.	3.9

### 2013-14 (19-14; A-10: 8-8)

(H: 12-4 A: 5-8 N: 2-2)  
 HEAD COACH: Chris Mooney  
 CAPTAINS: Cedrick Lindsay, Derrick Williams

Nov. 8	DELAWARE	W	71-69
Nov. 11	BELMONT*	W	69-61
Nov. 16	MINNESOTA	L	59-74
Nov. 19	HOFSTRA^	W	74-63*
Nov. 23	vs. #19 North Carolina#	L	72-82
Nov. 24	vs. Fairfield#	W	68-47
Nov. 28	at Air Force	W	83-60
Nov. 30	JAMES MADISON	W	68-53
Dec. 4	at William & Mary	W	71-60
Dec. 7	at Wake Forest	L	66-76*
Dec. 14	COPPIN STATE	W	71-49
Dec. 22	OHIO	L	69-70*
Dec. 28	OLD DOMINION	W	67-58
Dec. 31	at Northeastern	W	79-66
Jan. 4	at #12 Florida	L	58-67
Jan. 8	at St. Bonaventure*	L	70-84
Jan. 11	at Fordham*	W	77-74*
Jan. 18	DAYTON*	W	73-64
Jan. 22	#12 UMASS*	W	58-55
Jan. 25	SAINT JOSEPH'S*	W	77-62
Jan. 29	at #19 Saint Louis*	L	57-77
Feb. 5	at VCU*	L	70-81
Feb. 11	ST. BONAVENTURE*	W	64-62
Feb. 12	at Duquesne*	W	75-58
Feb. 15	FORDHAM*	W	82-70
Feb. 18	G. WASHINGTON*	L	65-73
Feb. 22	LA SALLE*	W	62-49
Feb. 26	at George Mason*	L	60-69
Mar. 1	at Rhode Island*	L	43-66
Mar. 6	VCU*	L	50-56
Mar. 8	at Dayton*	L	48-60

A-10 TOURNAY - BARCLAYS CENTER

(BROOKLYN, N.Y.)	W	76-64	
Mar. 13	vs. Duquesne	W	76-64
Mar. 14	vs. VCU	L	53-71
*Atlantic 10 Conference games			
# Hall of Fame Tipoff (Robins Center)			
# Hall of Fame Tipoff (Uncasville, Conn.)			

### STARTERS

Anthony, Kendall (G)	Jr.	15.9
Lindsay, Cedrick (G)	Sr.	18.3
Davis, Trey (F)	So.	5.0
Allen, Terry (F)	So.	10.2
Nelson-Ododa, Alonzo (F)	So.	6.2

### 2014-15 (21-14; A-10: 12-6, 4th place)

NIT QUARTERFINALS  
 (H: 16-4 A: 4-9 N: 1-1)  
 HEAD COACH: Chris Mooney  
 CAPTAINS: Kendall Anthony, Trey Davis

Nov. 14	RADFORD	W	64-46
Nov. 18	at Old Dominion	L	57-63
Nov. 22	HIGH POINT	W	80-56
Nov. 26	at N.C. State	L	72-84
Nov. 30	at Northern Iowa	L	50-55
Dec. 3	WILLIAM & MARY	W	68-67
Dec. 7	at James Madison	L	46-51
Dec. 13	HOWARD^	W	54-41
Dec. 18	SOUTH ALABAMA^	W	65-54
Dec. 20	vs. Pepperdine#	W	65-63
Dec. 23	IUPUI	L	57-53
Dec. 28	WAKE FOREST	L	63-65
Dec. 31	NORTHEASTERN	L	57-58
Jan. 3	at Davidson*	L	67-81
Jan. 8	GEORGE MASON*	W	75-65
Jan. 11	ST. BONAVENTURE*	W	60-41
Jan. 15	at George Washington*	**	L70-73**
Jan. 17	DAVIDSON*	W	89-63
Jan. 24	at #22 Dayton*	L	60-63
Jan. 28	DUQUESNE*	W	86-55
Jan. 31	at #14 VCU*	W	64-55
Feb. 5	vs. La Salle*	L	62-64
Feb. 8	RHODE ISLAND*	L	74-79
Feb. 11	FORDHAM*	W	73-71
Feb. 14	at George Mason*	L	67-71*
Feb. 18	at St. Bonaventure*	W	71-56
Feb. 21	GEORGE WASHINGTON*	W	56-48
Feb. 25	#22 VCU*	**	W67-63**
Feb. 28	at Saint Joseph's*	W	63-57
Mar. 4	at Massachusetts*	W	56-53
Mar. 7	SAINT LOUIS*	W	67-51

A-10 TOURNAY - BARCLAYS CENTER  
 (BROOKLYN, N.Y.)  
 Mar. 13 vs. VCU L 67-70  
 NIT TOURNAMENT - ROBINS CENTER  
 Mar. 18 ST. FRANCIS (BK) W 84-74  
 Mar. 22 ARIZONA STATE W 76-70\*  
 Mar. 24 MIAMI (FL) L 61-63  
 \*Atlantic 10 Conference games  
 ^ Gotham Classic (Robins Center)  
 # Gotham Classic (Madison Square Garden, N.Y.)

### STARTERS

Anthony, Kendall (G)	Jr.	16.4
Allen, Terry (F)	Jr.	13.0
Cline, T.J. (F)	So.	11.8
Davis, Trey (G)	Jr.	4.2
Taylor, Deion (F)	Jr.	2.5

### 2015-16 (16-16; A-10: 7-11, 9th)

(H: 9-7 A: 5-7 N: 2-2)  
 HEAD COACH: Chris Mooney  
 CAPTAINS: Trey Davis

Nov. 13	JAMES MADISON	L	75-87
Nov. 15	STEITSON&	W	108-85
Nov. 18	at Wake Forest	W	91-82
Nov. 21	BEHTUNE-COOKMAN&	W	89-64
Nov. 26	vs. West Virginia!	L	59-67
Nov. 27	vs. #14 California!	W	94-90
Dec. 1	at Florida	L	56-76
Dec. 5	NORTHERN IOWA	W	82-67
Dec. 12	LONGWOOD	W	77-59
Dec. 16	OLD DOMINION	W	77-61

# Richmond Men's Basketball

# 2025 Offseason Record Book

Dec. 22	PRESBYTERIAN	.....W	74-44
Dec. 29	at Texas Tech	.....L	70-85
Jan. 2	SAINT JOSEPH'S*	.....L	73-77
Jan. 5	at Rhode Island*	.....L	65-77
Jan. 10	at Fordham*	.....W	93-82
Jan. 13	LA SALLE*	.....W	83-61
Jan. 16	VCU*	.....L	89-94*
Jan. 25	DAVIDSON*	.....L	70-78
Jan. 28	at George Washington*	.....W	98-90*
Jan. 31	at St. Bonaventure*	.....L	68-84
Feb. 3	GEORGE MASON*	.....L	74-78
Feb. 6	MASSACHUSETTS*	.....W	69-53
Feb. 10	at Saint Louis*	.....W	67-53
Feb. 13	FORDHAM*	.....W	71-67
Feb. 16	at Davidson*	.....L	79-83
Feb. 19	at VCU*	.....L	74-87
Feb. 24	GEORGE WASHINGTON*	.....L	61-73
Feb. 27	at Duquesne*	.....W	83-67
Mar. 1	DAYTON*	.....L	84-85
Mar. 5	at George Mason*	.....L	73-83

A-10 TOURNEY - BARCLAYS CENTER (BROOKLYN, N.Y.)

Mar. 10	vs Fordham	.....W	70-55
Mar. 11	vs Dayton	.....L	54-69

& Vegas Invitational (Robins Center)  
! Vegas Invitational (Las Vegas, Nev.)  
\*Atlantic 10 Conference games

## STARTERS

Cline, T.J. (F)	..... Jr....	18.3
Allen, Terry (F)	..... Sr....	17.3
Jones, ShawnDre' (G)	..... Jr....	14.7
Davis, Trey (G)	..... Sr....	5.1
Taylor, Deion (F)	..... Sr....	3.8

## 2016-17 (22-13; A-10: 13-5, T-3rd)

### NIT QUARTERFINALS

(H: 12-5 A: 8-6 N: 2-2)

HEAD COACH: Chris Mooney

CAPTAINS: T.J. Cline, ShawnDre' Jones

Nov. 11	VMIL	.....W	72-69
Nov. 14	OLD DOMINION	.....L	61-64
Nov. 20	ROBERT MORRIS	.....W	81-69
Nov. 22	HAMPTON	.....W	65-52
Nov. 25	vs Maryland*	.....L	82-88*
Nov. 26	vs Boston College*	.....W	67-54
Nov. 30	at Bucknell	.....L	68-73
Dec. 3	WAKE FOREST	.....L	67-75
Dec. 10	UMBC	.....W	78-75
Dec. 17	TEXAS TECH	.....L	72-79
Dec. 20	at James Madison	.....W	75-55
Dec. 23	at Oral Roberts	.....L	72-87
Dec. 31	at Davidson*	.....W	82-80
Jan. 4	FORDHAM*	.....W	80-72
Jan. 8	at George Washington*	.....W	77-70
Jan. 11	ST. BONAVENTURE*	.....W	78-61
Jan. 14	at Saint Joseph's*	.....W	70-66
Jan. 19	at Dayton*	.....L	59-75
Jan. 22	GEORGE MASON*	.....L	77-82
Jan. 25	RHODE ISLAND*	.....W	73-62
Jan. 28	DUQUESNE*	.....W	101-90
Feb. 1	at VCU*	.....L	74-81
Feb. 4	GEORGE WASHINGTON*	.....W	84-75
Feb. 11	at La Salle*	.....W	64-52
Feb. 14	at George Mason*	.....L	70-93
Feb. 17	VCU*	.....L	73-84
Feb. 21	DAVIDSON*	.....W	84-76
Feb. 25	at Fordham*	.....W	70-48
Mar. 1	at Massachusetts*	.....W	75-64
Mar. 4	SAINT LOUIS*	.....W	72-62

A-10 TOURNEY - PPG PAINTS ARENA (PITTSBURGH, PA.)

Mar. 10	vs George Washington	.....W	70-67
Mar. 11	vs VCU	.....L	77-87*

### NIT TOURNAMENT

Mar. 14	at Alabama	.....W	71-64
Mar. 19	OAKLAND	.....W	87-73
Mar. 21	at TCU	.....L	68-86

\* Atlantic 10 Conference games & Barclays Center Classic (Brooklyn, N.Y.)

## STARTERS

Cline, T.J. (F)	..... Jr....	18.3
Allen, Terry (F)	..... Sr....	17.3

Jones, ShawnDre' (G)	..... Jr....	14.7
Davis, Trey (G)	..... Sr....	5.1
Taylor, Deion (F)	..... Sr....	3.8

## 2017-18 (12-20; A-10: 9-9, T-5th)

(H: 6-9 A: 4-8 N: 2-3)

HEAD COACH: Chris Mooney

Nov. 10	DELAWARE	.....L	63-76
Nov. 13	JACKSONVILLE ST.	.....L	61-94
Nov. 20	vs UAB^	.....W	63-50
Nov. 21	vs #12 Cincinnati^	.....L	48-75
Nov. 22	vs Louisiana^	.....L	76-82
Nov. 25	GEORGETOWN	.....L	76-82
Nov. 29	VERMONT	.....L	65-71
Dec. 2	at Wake Forest	.....L	53-82
Dec. 6	at Old Dominion	.....L	60-79
Dec. 10	JAMES MADISON	.....W	74-41
Dec. 19	BUCKNELL	.....L	78-86
Dec. 23	at Boston College	.....L	73-78*
Dec. 30	DAVIDSON*	.....W	69-58
Jan. 3	at Fordham*	.....L	65-69*
Jan. 6	at Saint Louis*	.....L	62-69
Jan. 9	DAYTON*	.....L	81-87
Jan. 13	GEORGE WASHINGTON*	.....W	78-68
Jan. 17	at VCU*	.....W	67-52
Jan. 20	LA SALLE*	.....W	81-74
Jan. 24	at Duquesne*	.....W	77-73*
Jan. 28	at Davidson*	.....W	66-63
Feb. 3	GEORGE MASON*	.....L	75-79
Feb. 7	VCU*	.....W	77-76
Feb. 10	at St. Bonaventure*	.....L	88-97
Feb. 13	at #16 Rhode Island*	.....L	67-85
Feb. 17	SAINT LOUIS*	.....L	66-72
Feb. 21	at George Washington*	.....L	77-103
Feb. 24	SAINT JOSEPH'S*	.....L	70-72
Feb. 28	MASSACHUSETTS*	.....W	90-65
Mar. 3	at George Mason*	.....W	93-79

A-10 TOURNEY - CAPITAL ONE ARENA (WASHINGTON, D.C.)

Mar. 8	vs Duquesne	.....W	81-68
Mar. 9	vs St. Bonaventure	.....L	77-83

\* Atlantic 10 Conference games ^ Cayman Islands Classic

## STARTERS

Golden, Grant (F)	..... Fr....	15.6
Sherod, Nick (G)	..... So....	14.3
Buckingham, De'Monte (G)	..... So....	12.2
Gilyard, Jacob (G)	..... Fr....	11.4
Fore, Khwan (G)	..... Jr....	11.0

## 2018-19 (13-20; A-10: 6-12, T-10th)

(H: 7-10 A: 4-7 N: 2-3)

HEAD COACH: Chris Mooney

Nov. 9	LONGWOOD	.....L	58-63
Nov. 14	ST. FRANCIS BROOKLYN	.....W	88-66
Nov. 16	IUPUI	.....W	78-70
Nov. 19	vs -Chicago^	.....L	66-82
Nov. 21	vs Wyoming^	.....L	66-68
Nov. 25	HAMPTON	.....L	66-86
Nov. 28	at Georgetown	.....L	82-90
Dec. 1	WAKE FOREST	.....W	84-74
Dec. 5	COPPIN STATE	.....W	82-47
Dec. 15	ORAL ROBERTS	.....L	52-59
Dec. 19	OLD DOMINION	.....L	54-63
Dec. 22	vs High Point*	.....W	74-59
Dec. 29	at South Alabama	.....W	91-82
Jan. 6	at Dayton*	.....L	48-72
Jan. 9	RHODE ISLAND*	.....L	67-78
Jan. 12	at George Washington*	.....W	76-56
Jan. 16	DUQUESNE*	.....L	68-74
Jan. 19	at Davidson*	.....L	62-75
Jan. 23	at Saint Joseph's*	.....L	70-74
Jan. 26	ST. BONAVENTURE*	.....L	57-66
Jan. 30	at Saint Louis*	.....W	84-81
Feb. 2	LA SALLE*	.....L	58-66
Feb. 6	GEORGE MASON*	.....W	81-67
Feb. 9	GEORGE WASHINGTON*	.....W	89-63
Feb. 13	at VCU*	.....L	60-81
Feb. 20	FORDHAM*	.....W	72-69
Feb. 23	at La Salle*	.....W	84-75
Feb. 27	at George Mason*	.....L	63-77
Mar. 2	VCU*	.....L	66-69

Mar. 6	at Massachusetts*	.....L	79-87
Mar. 9	DAVIDSON*	.....L	69-73

A-10 TOURNEY - BARCLAYS CENTER (BROOKLYN, N.Y.)

Mar. 13	vs Fordham	.....W	52-50
Mar. 14	vs Saint Louis	.....L	68-71

\* Atlantic 10 Conference games  
# Chris Mooney's school-record 240th win at UR  
^ Fort Myers Tip-Off & Holiday Hoops Fest (Washington, D.C.)

## STARTERS

Golden, Grant (F)	..... So....	17.2
Gilyard, Jacob (G)	..... So....	16.2
Cayo, Nathan (F)	..... So....	12.9
Wojcik, Jake (G)	..... Fr....	7.7
Gustavson, Andre (G)	..... Fr....	4.8

## 2019-20 (24-7; A-10: 14-4, 2nd)

(H: 14-2 A: 9-3 N: 1-2)

HEAD COACH: Chris Mooney

Nov. 8	SAINT FRANCIS (PA)	.....W	100-98*
Nov. 14	VANDERBILT	.....W	93-92*
Nov. 17	CAL STATE NORTHRIDGE	.....W	90-62
Nov. 22	McNEESE STATE	.....W	87-57
Nov. 25	vs Wisconsin#	.....W	62-52
Nov. 26	vs #18 Auburn#	.....L	65-79
Nov. 30	BOSTON COLLEGE	.....W	64-44
Dec. 3	at Hampton	.....W	80-63
Dec. 14	SOUTH ALABAMA	.....W	75-57
Dec. 14	CHARLESTON	.....W	78-71
Dec. 18	at Old Dominion	.....W	62-59
Dec. 22	vs Radford^	.....L	58-73
Dec. 29	at Alabama	.....L	78-90
Jan. 2	SAINT JOSEPH'S*	.....W	84-52
Jan. 5	at Rhode Island*	.....W	69-61
Jan. 11	SAINT LOUIS*	.....L	58-74
Jan. 14	at Davidson*	.....W	70-64
Jan. 18	at George Mason*	.....W	97-87
Jan. 22	LA SALLE*	.....W	75-57
Jan. 25	#7 DAYTON*	.....L	79-87
Jan. 28	at VCU*	.....L	68-87
Feb. 1	GEORGE WASHINGTON*	.....W	76-54
Feb. 8	at Fordham*	.....W	59-53
Feb. 12	at La Salle*	.....W	74-47
Feb. 15	VCU*	.....W	77-59
Feb. 19	GEORGE MASON*	.....W	65-50
Feb. 22	at St. Bonaventure*	.....L	71-75
Feb. 26	at George Washington*	.....W	73-70
Feb. 29	MASSACHUSETTS*	.....W	95-71
Mar. 3	DAVIDSON	.....W	80-63
Mar. 6	at Duquesne	.....W	73-62

•• Postseason canceled due to COVID-19 ••

\* Atlantic 10 Conference games

# Legends Classic (Brooklyn, NY)

^ Holiday Hoops Fest (Washington, D.C.)

## STARTERS

Francis, Blake (G)	..... Jr....	17.7
Golden, Grant (F)	..... Jr....	13.4
Gilyard, Jacob (G)	..... Jr....	12.7
Sherod, Nick (G)	..... Jr....	12.7
Cayo, Nathan (F)	..... Jr....	8.9

## 2020-21 (14-9; A-10: 6-5, 8th)

(H: 6-4 A: 5-3 N: 3-2)

HEAD COACH: Chris Mooney

Nov. 27	vs Morehead State#	.....W	82-64
Nov. 29	at #10 Kentucky#	.....W	76-64
Dec. 7	WOFFORD	.....W	77-72
Dec. 9	NORTHERN IOWA	.....W	78-68
Dec. 13	at #11 West Virginia	.....L	71-87
Dec. 16	at Vanderbilt	.....W	78-67
Dec. 18	vs Loyola Chicago	.....W	75-73
Dec. 22	HOFSTRA	.....L	71-76
Dec. 30	at Davidson*	.....W	80-74
Jan. 2	ST. BONAVENTURE*	.....L	66-69
Jan. 6	RHODE ISLAND*	.....W	80-73
Jan. 9	at George Mason*	.....W	77-57
Jan. 23	LA SALLE*	.....L	78-84
Jan. 26	at Saint Joseph's*	.....W	77-57
Feb. 14	ST. MARY'S (MD)	.....W	90-49
Feb. 17	at VCU*	.....L	56-68

# Richmond Men's Basketball

Feb. 20	DUQUESNE*	W	79-72
Feb. 23	MASSACHUSETTS*	W	79-65
Feb. 26	at Saint Louis	L	67-72
Mar. 1	SAINT JOSEPH'S*	L	73-76

A-10 TOURNAMENT - SIEGEL CENTER (RICHMOND, VA)

Mar. 4	vs Duquesne	L	62-67
--------	-------------	---	-------

NIT TOURNAMENT - UNT COLISEUM (DENTON, TX)

Mar. 17	vs Toledo	W	76-66
Mar. 25	vs Mississippi State	L	67-68

\* Atlantic 10 Conference games  
# Bluegrass Showcase (Rupp Arena - Lexington, KY)

## STARTERS

Francis, Blake (G)	Gr....	16.1
Golden, Grant (F)	Gr....	12.7
Gilyard, Jacob (G)	Gr....	12.3
Cayo, Nathan (F)	Gr....	12.2
Burton, Tyler (F)	So....	12.0

## 2021-22 (24-13; A-10: 10-8, 6th)

(H: 11-5 A: 7-5 N: 6-4)  
HEAD COACH: Chris Mooney

Nov. 9	NC CENTRAL	W	70-60
Nov. 12	vs Utah State	L	74-85
Nov. 16	GEORGIA STATE	W	94-78
Nov. 20	at Drake	L	70-73
Nov. 22	HOFSTRA	W	81-68
Nov. 25	vs Maryland#	L	80-86
Nov. 27	vs Mississippi State#	L	71-82*
Dec. 1	at Wofford	W	73-64
Dec. 5	at Northern Iowa	W	60-52
Dec. 11	TOLEDO	W	72-69
Dec. 17	vs NC State^	W	83-74
Dec. 19	OLD DOMINION	W	67-61
Dec. 22	BUCKNELL	W	81-50
Dec. 30	SAINT JOSEPH'S*	L	56-83
Jan. 2	at Saint Louis*	L	69-76
Jan. 5	MASSACHUSETTS*	W	80-72
Jan. 14	DAVIDSON*	L	84-87
Jan. 18	at Fordham*	W	83-70
Jan. 22	at La Salle*	W	64-56
Jan. 25	at Rhode Island*	W	70-63
Jan. 29	VCU*	L	62-64
Feb. 1	at Duquesne*	W	74-57
Feb. 4	ST. BONAVENTURE*	W	71-61
Feb. 7	GEORGE MASON*	W	62-59
Feb. 9	at George Mason*	L	84-87*
Feb. 12	LA SALLE*	W	77-63
Feb. 18	at VCU*	L	57-77
Feb. 22	at George Washington*	W	84-71
Feb. 25	SAINT LOUIS*	W	68-66
Mar. 1	DAYTON*	L	53-55
Mar. 4	at St. Bonaventure*	L	65-72

A-10 TOURNAMENT - CAPITAL ONE ARENA (WASHINGTON, DC)

Mar. 10	vs Rhode Island	W	64-59
Mar. 11	vs VCU	W	75-64
Mar. 12	vs Dayton	W	68-64
Mar. 13	vs Davidson	W	64-62

NCAA TOURNAMENT - KEYBANK CENTER (BUFFALO, NY)

Mar. 17	vs #16 Iowa	W	67-63
Mar. 19	vs #13 Providence	L	51-79

\* Atlantic 10 Conference games  
# Bahamas Championship (Nassau, Bahamas)  
^ Basketball Hall of Fame Shootout (Charlotte, NC)

## STARTERS

Burton, Tyler (F)	Jr....	16.1
Golden, Grant (F)	Gr....	13.7
Gilyard, Jacob (G)	Gr....	13.3
Cayo, Nathan (F)	Gr....	9.1
Gustavson, Andre (G)	Sr....	4.5

## 2022-23 (15-18; A-10: 7-11, T-11th)

(H: 12-4 A: 1-11 N: 2-3)  
HEAD COACH: Chris Mooney\*  
\* Peter Thomas: Interim Head Coach for final 6 games

Nov. 7	VMI	W	69-48
Nov. 10	NORTHERN IOWA	W	68-55

Nov. 14	at Charleston	L	90-92*
Nov. 17	WICHITA STATE	L	53-56
Nov. 21	vs Syracuse#	L	71-74*
Nov. 22	vs Temple#	W	61-49
Nov. 30	at Toledo	L	67-90
Dec. 3	at William & Mary	L	57-58
Dec. 10	DRAKE	W	82-52
Dec. 13	Fairleigh Dickinson	W	77-48
Dec. 17	vs Clemson^	L	57-85
Dec. 21	BUCKNELL	W	81-71
Dec. 28	COPPIN STATE	W	83-65
Dec. 31	at George Mason*	L	58-62
Jan. 4	GEORGE WASHINGTON*	W	73-63
Jan. 7	DUQUESNE*	W	75-73
Jan. 11	at Davidson*	W	61-57
Jan. 14	at St. Bonaventure*	L	63-71
Jan. 17	RHODE ISLAND*	W	64-57
Jan. 20	VCU*	L	62-74
Jan. 25	at Massachusetts*	L	76-85
Jan. 28	at Dayton*	L	60-86
Feb. 1	ST. BONAVENTURE*	L	62-66
Feb. 5	FORDHAM*	W	68-58
Feb. 8	at George Washington*	L	105-107**
Feb. 11	LOYOLA CHICAGO*	W	74-71
Feb. 15	at La Salle*	L	62-68
Feb. 21	SAINT LOUIS*	W	81-78
Feb. 24	at VCU*	L	58-73
Mar. 1	at Saint Joseph's*	L	67-83
Mar. 4	GEORGE MASON*	L	60-62

A-10 TOURNAMENT - BARCLAYS CENTER (BROOKLYN, NY)

Mar. 7	vs Massachusetts	W	71-38
Mar. 8	vs George Mason	L	57-62

\* Atlantic 10 Conference games  
# Empire Classic (Brooklyn, NY)  
^ Greenville Winter Invitational (Greenville, SC)

## STARTERS

Burton, Tyler (F)	Sr....	19.0
Quinn, Neal (C)	Sr....	9.5
Grace, Matt (F)	Gr....	8.5
Nelson, Jason (G)	Fr....	8.0
Gustavson, Andre (G)	Gr....	4.9

## 2023-24 (23-10; A-10: 15-3, T-1st)

(H: 15-1 A: 7-6 N: 1-3)  
HEAD COACH: Chris Mooney

Nov. 6	VMI	W	93-75
Nov. 11	SIENA	W	90-48
Nov. 15	at Boston College	L	61-68
Nov. 20	vs #18 Colorado#	L	59-64
Nov. 21	vs UNLV#	W	82-65
Nov. 25	QUEENS	W	90-61
Nov. 29	at Wichita State	L	68-80
Dec. 2	WILLIAM & MARY	W	88-69
Dec. 6	at Northern Iowa	L	73-78
Dec. 9	vs Florida^	L	76-87
Dec. 16	CHARLOTTE	W	64-56
Dec. 21	BUFFALO	W	72-66
Dec. 30	LAFAYETTE	W	59-38
Jan. 6	ST. BONAVENTURE*	W	65-54
Jan. 9	at Loyola Chicago*	W	58-56
Jan. 13	GEORGE MASON*	W	77-70
Jan. 16	at Duquesne*	W	63-61
Jan. 20	at Davidson*	W	69-64*
Jan. 24	GEORGE WASHINGTON*	W	82-74
Jan. 27	#16 DAYTON*	W	69-64
Jan. 31	at Fordham*	W	83-69
Feb. 3	at VCU*	L	52-63
Feb. 10	LA SALLE*	W	82-65
Feb. 14	MASSACHUSETTS*	L	59-69
Feb. 17	at George Washington*	W	90-74
Feb. 21	at Rhode Island*	W	85-77
Feb. 24	DAVIDSON*	W	66-63
Feb. 28	at Saint Louis*	W	80-64
Mar. 2	VCU*	W	79-76
Mar. 6	SAINT JOSEPH'S*	W	73-66
Mar. 9	at George Mason*	L	46-64

A-10 TOURNAMENT - BARCLAYS CENTER (BROOKLYN, NY)

Mar. 14	vs Saint Joseph's	L	61-66
---------	-------------------	---	-------

NATIONAL INVITATION TOURNAMENT

Mar. 19	at Virginia Tech	L	58-74
---------	------------------	---	-------

# 2025 Offseason Record Book

- \* Atlantic 10 Conference games
- # Sunshine Slam (Daytona Beach, FL)
- ^ Orange Bowl Classic (Sunrise, FL)

## STARTERS

King, Jordan (G)	Gr....	18.0
Quinn, Neal (C)	Sr....	12.5
Bigelow, Isaiah (F)	Gr....	11.2
Bailey, Diji (G)	Sr....	10.2
Hunt, DeLonnice (G)	Sr....	9.3

## 2024-25 (10-22; A-10: 5-13, T-13th)

(H: 6-9 A: 2-11 N: 2-2)  
HEAD COACH: Chris Mooney

Nov. 6	MOUNT OLIVE	W	101-68
Nov. 9	MARIST	L	72-79
Nov. 13	at Charlotte	L	48-65
Nov. 16	at Bucknell	L	76-80**
Nov. 20	MAINE	W	70-66
Nov. 25	vs Florida Tech#	W	67-57
Nov. 26	vs Louisiana Tech#	L	62-65
Nov. 27	vs Ball State#	W	73-60
Dec. 8	at #2 Auburn	L	54-98
Dec. 14	BELMONT	L	86-93
Dec. 18	at William & Mary	L	87-93
Dec. 21	VMI	W	78-71
Dec. 28	FLORIDA GULF COAST	L	57-75
Dec. 31	GEORGE WASHINGTON*	W	66-61
Jan. 4	at Massachusetts*	W	72-64
Jan. 8	at George Mason*	L	58-64
Jan. 11	RHODE ISLAND*	L	64-67*
Jan. 15	at St. Bonaventure*	L	49-63
Jan. 18	SAINT LOUIS*	L	59-63
Jan. 25	DAVIDSON*	L	66-72
Jan. 29	at George Washington*	L	66-75
Feb. 1	at VCU*	L	49-90
Feb. 5	DUQUESNE*	W	73-68
Feb. 8	at Davidson*	L	60-71
Feb. 11	LOYOLA CHICAGO*	L	80-87*
Feb. 15	FORDHAM*	W	70-66
Feb. 19	at La Salle*	W	63-58
Feb. 22	at Saint Joseph's*	L	62-78
Feb. 25	VCU*	L	60-78
Mar. 1	at Dayton*	L	64-74**
Mar. 8	GEORGE MASON	L	60-64

A-10 TOURNAMENT - CAPITAL ONE ARENA (WASHINGTON, DC)

Mar. 12	vs Davidson	L	65-69
---------	-------------	---	-------

\* Atlantic 10 Conference games  
# Gulf Coast Showcase (Fort Myers, FL)

## STARTERS

Hunt, DeLonnice (G)	Sr....	15.8
Neskovic, Dusan (F)	Gr....	13.5
Tyne, Mikkel (G)	So....	9.3
Walz, Mike (C)	Jr....	7.4
Roche, Jason (F)	Sr....	6.2