

RICHMOND BASEBALL

24 All-Americans | 8 NCAA Tournament Appearances | 5 Conference Championships

2025 SCHEDULE \ RESULTS

Date	Opponent	Time
Feb 14	Navy	W, 2-1 (9)
Feb 15	Navy	W, 2-1 (7)
Feb 15	Navy	W, 9-4
Feb 18	at William & Mary	W, 12-3
Feb 19	VMI	PPD
Feb 21	Lehigh	canceled
Feb 22	Lehigh	canceled
Feb 23	Fairfield	W, 2-1 (7)
Feb 23	Fairfield	L, 3-6
Feb 24	Fairfield	W, 11-10
Feb 25	at NC State	W, 5-1
Feb 28	Penn State ^	L, 6-17 (7)
Mar 1	Boston College ^	W, 11-4
Mar 2	Toledo ^	W, 5-1
Mar 4	Towson	W, 14-3 (7)
Mar 5	Boston College	canceled
Mar 7	UMass Lowell	W, 11-1 (7)
Mar 8	Lafayette	W, 9-1
Mar 8	UMass Lowell	W, 12-2 (8)
Mar 9	Lafayette	W, 16-3 (7)
Mar 11	Longwood	W, 12-2 (7)
Mar 14	St. Bonaventure *	W, 12-0
Mar 15	St. Bonaventure * (DH)	W, 21-7
Mar 15	St. Bonaventure * (DH)	W, 18-11
Mar 19	at #23 Virginia	W, 6-2
Mar 21	at Saint Joseph's *	L, 3-5
Mar 22	at Saint Joseph's *	L, 5-12
Mar 23	at Saint Joseph's *	W, 12-10
Mar 25	at James Madison	4 PM
Mar 28	Fordham *	2 PM
Mar 29	Fordham *	1 PM
Mar 30	Fordham *	12 PM
Apr 4	at Rhode Island *	3 PM
Apr 5	at Rhode Island *	1 PM
Apr 6	at Rhode Island *	12 PM
Apr 11	UMass*	2 PM
Apr 12	UMass*	1 PM
Apr 13	UMass*	12 PM
Apr 15	at Coppin State	3 PM
Apr 18	at George Washington *	3 PM
Apr 19	at George Washington *	1 PM
Apr 20	at George Washington *	12 PM
Apr 22	at Longwood	6 PM
Apr 25	Saint Louis *	2 PM
Apr 26	Saint Louis *	1 PM
Apr 27	Saint Louis *	12 PM
May 2	at Dayton *	3 PM
May 3	at Dayton *	1 PM
May 4	at Dayton *	12 PM
May 6	at Towson	3 PM
May 9	at VCU *	6 PM
May 10	at VCU *	2 PM
May 11	at VCU *	1 PM
May 13	Old Dominion	2 PM
May 15	Davidson *	2 PM
May 16	Davidson *	2 PM
May 17	Davidson *	12 PM
May 21-25	Atlantic 10 Tournament \$	TBD

! Central Virginia Challenge
* - Atlantic 10 Conference game
\$ Atlantic 10 Tournament | Tysons, Va.
HOME games are **BOLD**
All Times are Eastern

GM 22-23-24 | at Saint Joseph's | Smithson Field | Philadelphia, Pa.



RICHMOND Spiders

2025 Record: 20-4
Atlantic 10 Record: 4-2
Head Coach: Mik Aoki
Record at Richmond: 47-36
(2nd season)



JAMES MADISON Dukes

2025 Record: 9-15
Sun Belt Record: 4-2
Head Coach: Marlin Ikenberry
Record at JMU: 229-224
(10th season)

Tuesday, March 25

at James Madison

Time: 4 PM ET

Stadium:

Stream: ESPN+

Stats: RichmondSpiders.com

UR Starter: Gerry Peacock

PROBABLE STARTING PITCHER 2025 STATS

32 - GERRY PEACOCK | GS | 6-3 / 200 lbs | Willimstown, N.J. / St. Augustine Prep (Notre Dame)

ERA	W-L	APP	GS	CG	SHO	SV	IP	H	R	ER	BB	SO	2B	3B	HR	BF	WP	HBP	BK	SFA	SHA
3.77	2-0	5	5	0	0-0	0	13.0	11	8	7	5	11	2	0	2	53	0	1	0	0	1

Last Appearance vs No. 23 Virginia (March 19, 2025)

ERA	W-L	IP	H	R	ER	BB	SO	2B	3B	HR	WP	BK	HBP	IBB
2.08	1-0	4.1	2	1	1	0	5	0	0	1	0	0	0	0

SPIDERS NOTES

UP NEXT

UR returns to Atlantic 10 Conference action to host Fordham to close out the month (March 28-30).

SPIDERS VS JAMES MADISON

Richmond and James Madison 102 times since 1978, with JMU holding the upperhand with 53-48-1 record. The last time UR defeated JMU in Harrisonburg was in 2022, a 10-2 decision that featured four Spiders with two RBI, including Jake Elberry who went 5-for-5 at the plate. This season, Corey Dowdell is pacing the Dukes with a .220 average, with six of his 13 hits as doubles and two home runs with 11 RBI. Reece Moody and Wyatt Peifer both have stolen seven bases. JMU's Tuesday starter Jayden Barroquero holds a 2.08 ERA in one start and three appearances over 4.1 innings. He's allowed one run on four hits and struck out two.

SPIDERS VS SAINT JOSEPH'S

Saint Joseph's took two of three games, snapping the Spiders 12-game win streak, while Richmond picked up a 12-10 decision on Sunday. Jack Arcamone hit a grand slam in the third inning to put the Spiders up 9-3, picking up his team-leading seventh home run. DJ Pacheco hit a two-run home run in the eighth to give UR a few insurance runs late. In the first two games, the Spiders were unable to keep momentum at the plate to make long rallies. In game one, SJU starter Ciccone held the Spiders to three runs (two earned) on four hits and three walks with 11 strikeouts over eight innings of work.

SPIDERS GET VOTES

Richmond has received votes in back-to-back weekly USA TODAY Baseball Coaches Poll. Last week (March 17), UR tallied five votes and garnered eight votes in this week's poll (March 24).

ELKO NAMED A-10 PLAYER OF THE WEEK

Infielder/catcher Michael Elko was named Atlantic 10 Player of the week (March 17) for his first weekly league honor and second for the program this season. The College Station, Texas native made four starts, three behind the plate, as he went 11-for-15 for a .733 batting average. He collected 11 RBI, four doubles, three home runs, three walks, and scored seven runs as he helped the Spiders go 4-0 with a midweek victory over Longwood and an A-10 series sweep over St. Bonaventure. Elko had a three-run home run against Longwood and in the first game Saturday against St. Bonaventure.

GENERAL

Location Richmond, VA 23173
Founded 1830
Enrollment 3,890
Nickname Spiders
Colors Red and Blue
Affiliation NCAA Division I
Conference Atlantic 10
President Kevin F. Hallock
Athletics Director John Hardt

COACHING STAFF

Head Coach Mik Aoki
Alma Mater Davidson, 1990
Richmond Record 47-34 (2nd Year)
Career Record 589-617-2 (24th Year)
Assistant Coach Nate Mulberg
Assistant Coach Josh Epstein
Assistant Coach Collin Radack
Director of Player Development Eric Hill
Director of Baseball Operations Matthew Clark

TEAM INFORMATION

2024 Record 27-32
Atlantic 10 Record (Finish) 13-11 (5th)
Postseason 2nd A-10 Tournament
Starters Returning/Lost 8/2
Pitchers Returning/Lost 12/7
Letterwinners Returning/Lost 5/13
Newcomers 18

PROGRAM HISTORY

Seasons of Baseball 110 seasons
First Season 1915
All-Time Record (%) 1975-1501-19 (.568)
All-Time Conf. Record (%) 474-376-1 (.556)
NCAA Tournaments 8
Last Appearance 2003
NCAA Super Regional 1
Last Appearance 2002
College World Series N/A
Last Appearance N/A
Conference Titles 5
..... Southern Conference (1972)
..... Colonial (1986, 1997, 1998)
..... Atlantic 10 (2003)

BALLPARK INFORMATION

Stadium Pitt Field (1975)
Capacity 600
Dimensions 328-360-390-360-328
Surface Astro Turf (2024)

ATHLETIC PUBLIC RELATIONS

Baseball Contact Bridgette Robles
Office 804-287-6455
Cell 417-818-7379
Email brobles@richmond.edu
Website RichmondSpiders.com
Twitter @SpiderBaseball
Instagram @SpiderBaseball

WHITLEY NAMED GOLDEN SPIKES PLAYER OF THE WEEK

After tallying multi-hit outings in all four games last week, Richmond's Aaron Whitley has been named USA Baseball's Golden Spikes Award Week 5 Player of the Week presented by Chinook Seedery and DI Baseball. Whitley batted .600 on the week after helping the Spiders secure a 12-2 midweek win over Longwood and series sweep over St. Bonaventure to extend their win streak to 11 games. The Spiders outscored the Bonnies 51-18 over the three games. After going 2-for-4 with a run scored against Longwood, Whitley proceeded to tally 10 hits and 12 RBIs in the series against St. Bonaventure. His weekend at the plate was highlighted by four-hit outings in games two and three. Five of those hits were for extra bases, as he clubbed two homers in game two and hit two doubles and a home run in the series finale.

SPIDERS ATOP THE LEAGUE

Through 24 games, Jack Arcamone and Jordan Jaffe are tied atop the league with 12 doubles, which is ninth best in the country. The pair is also tied for fourth in the A10 with 39 hits, third with 34 RBI and average 1.42 RBI per game. Arcamone is second in the league with a .438 batting average and .831 slugging percentage. Aaron Whitley is second in the A-10 with 18 stolen bases, fifth in runs (32), and ninth in hits (33).

BILKA'S THROWING FIRE

Relief pitcher Ryan Bilka leads the league and among the nation's leaders with a 0.66 WHIP (second nationally), a 0.94 ERA (fourth nationally), 4.40 hits allowed per nine innings (ninth nationally). Bilka and Brian Reinke are tied with four victories each.

SPIDERS VS THE ATLANTIC 10

Richmond tops the nation with a .340 team batting average. The squad is second in the country with 70 doubles, eighth with a .560 slugging percentage and ninth with 272 hits.

SPIDERS UPSET No. 23 VIRGINIA

Richmond handed UVA the program's first non-conference midweek loss since 2022, snapping a 31-game win streak with a 6-2 victory in Charlottesville. UR extended its win streak to 12-straight victories, snapped a six-game losing streak at UVA (2018) and collected its first win over a ranked opponent since 2019, defeating #17 Georgia Tech, 7-1. Gerry Peacock (2-0) picked up the win after tossing 4.1 innings of two-hit, one run ball with five strikeouts. UR took a 4-0 lead in the second with a pair of two-out two run doubles, first by Trevor Doesenbach then Jordan Jaffe. UR added a run in the third and a solo home run by DJ Pacheco in the fifth to make it 6-0. UVA got two runs in the fifth and sixth but the UR bullpen locked down the final three frames including Angel Santiago-Cruz picking up his first career save as he got the final out, stranding the bases loaded.

SPIDERS DOMINATE BONNIES

Richmond outscored St. Bonaventure 51-18 over the weekend series at Pitt Field. Friday's 12-0 combined shutout with Esteban Rodriguez and Ryan Bilka was the first shutout for UR since a 2-0 victory over Sacred Heart (March 2, 2024). UR now has 11 victories scoring at least 11 runs on the season. UR's 21 runs against SBU matched the most the program has scored against an A-10 opponent since URI May 11, 2024. Spider bats did not cool down despite the cool and cloudy temps over the weekend series as the squad launched 11 home runs, including four in each Saturday contest. UR also legged out a season-high eight doubles in the first game of the Saturday doubleheader.

ARCAMONE, ELKO HOME RUNS BLAST SPIDERS PAST LANCERS

Richmond took control of the game in the second inning after Jack Arcamone hit a grand slam into the parking lot past the right field wall to extend his hit streak to 12 games and give UR a 6-0 lead. Michael Elko made it 10-1 in the fourth with a three-run home run. Gerry Peacock went 3.1 innings, allowing one unearned run with three strikeouts. Tyler Rigot went 1.2 innings, giving up one hit and striking out four while Angel Santiago-Cruz made his collegiate debut, throwing a scoreless inning with a strikeout. Kellan Heney tossed the seventh, allowing one run and one hit.

SPIDERS TOO MUCH FOR LAFAYETTE

The Spiders outscored the Leopards 25-4 on 25 hits while the pitching staff hold them to 14 hits in 16 innings of action. In the first game, UR used a six run eighth inning to put the game out of reach. Aaron Whitley picked up a RBI base hit before Jordan Jaffe collected a two RBI double. Jack Arcamone then tripled in two more before the sixth run of the frame came in on a sac fly. Jackson Hinchliffe tossed four scoreless frames and struck out four. On Sunday, UR allowed three runs then scored 16 unanswered runs on the Leopards. Michael Elko tallied six RBI, including a bases clearing triple and a two-run home run. Phil Bernstein extended his hit streak to 14 games with two hits and two RBI as he is the 12th hardest to strikeout (26.0 at bats) in the country.

2025 Atlantic 10 Conference Standings (as of 3/24)

SCHOOL	CONF	CPCT.	OVERALL	PCT.	STREAK
Davidson	5-1	0.833	9-13	0.409	W3
Richmond	4-2	0.667	20-4	0.833	W1
George Mason	4-2	0.667	16-8	0.667	L1
Rhode Island	4-2	0.667	13-10	0.565	L2
Saint Louis	4-2	0.667	12-11	0.522	L1
Fordham	4-2	0.667	10-14	0.417	L1
George Washington	3-3	0.500	12-11	0.522	W2
Saint Joseph's	3-3	0.500	8-14	0.364	L1
Dayton	2-4	0.333	11-15	0.423	W1
Massachusetts	2-4	0.333	7-10-1	0.389	W1
St. Bonaventure	1-5	0.167	8-14	0.364	W1
VCU	0-6	0.000	4-19	0.174	L9

SPIDERS BLAST PAST UMASS LOWELL

Richmond outscored the Riverhawks 23-3 in 15 innings this weekend on 34 hits. Jordan Jaffe spurred the offense on Friday against UML with two home runs, a double and four RBI. Jack Arcamone also went 4-for-5 at the dish while Connor Larson picked up three hits. Esteban Rodriguez got the win after allowing one unearned run on three hits and five strikeouts in five innings. On Saturday, Larson picked up three more hits while DJ Pacheco hit in four and Jaffe had three RBI. Chase Topolski went four innings, allowing two runs on five hits, a walk and a hit batter with two strikeouts. Dylan Siesky made his season debut with a scoreless frame, walking one and striking out two to get the win. Glenn Smith got his first career save after three scoreless frames, giving up just one hit and striking out one.

REINKE COLLECTS A-10 PITCHER OF THE WEEK HONORS

Tuesday (March 4) relief pitcher Brian Reinke was named Atlantic 10 Conference Pitcher of the Week, his second of his career and first for the program in 2025. Reinke went 2-0 in two relief appearances over 7.2 innings of work, allowing only one hit and striking out seven. He picked up the win at NC State (Feb. 25) after tossing four and a third of an inning, striking out four. Against Toledo (Mar. 2), he allowed one hit then retired eight straight including three strikeouts.

SPIDERS SHUTDOWN TOWSON

The Spiders scored in five of six innings at the plate against seven Towson pitchers. Brady O'Brien paced the Spiders with a two-for-three day at the plate with, two walks, a double, a two-run home run and four RBI. Connor Larson went three-for-three with two doubles, as eight of nine Spiders in the starting line-up picked up at least one hit against the Tigers. Towson got single runs in the first and second off UR starter Gerry Peacock. He allowed two runs on four hits, a walk and a hit batter, while striking out two. Chase Topolski took over and tossed four scoreless frames, allowing one hit and hitting one batter while striking out one. Kellan Heney tossed the seventh, allowing one run on three hits and striking out two.

BOSTON COLLEGE MIDWEEK RAINED OUT

The Spiders Wednesday midweek contest against the Eagles was canceled due to inclement weather in the area. The game will not be made up.

SPIDERS FALL TO PENN STATE

Richmond stumbled against Penn State Friday in the Central Virginia Challenge, falling 17-6 in seven innings. PSU got to Spider starter Esteban Rodriguez, forcing him out after an inning plus of work, allowing four runs, three earned on three hits, two walks and two hit batters. Jordan Jaffe collected three RBI and scored two runs including a two-run home run, while Jack Arcamone also went three-for-four at the plate.

ARCAMONE, BILKA POWER SPIDERS PAST BOSTON COLLEGE

After BC got a run off UR starter Chase Topolski on two hits, it was all Richmond. Ryan Bilka took over on the mound in the second and kept the Eagles off the scoreboard for five innings, working around two hits and striking out five to pick up his second victory of the year. Jordan Jaffe brought in Aaron Whitley from second with an RBI base hit through the infield in the first. In the second, a sacrifice fly by Aidan O'Keefe gave the Spiders a lead they never let go of. Connor Larson had a strong day at the plate. He led off the third with a double, took third on a Whitley fly out and scored on a wild pitch. With two outs and two on via walks, Jack Arcamone hit a three-run home run to push the Spiders lead out to 6-1, for his third home run of the season. Richmond tacked on single runs in the fourth as Phil Bernstein brought in Whitley to extend his hit streak to eight games. In his first start in left field, Grant Kennedy got his first hit in the second, then followed it up with his first RBI double in the fifth.

SPIDER ARMS STIFLE TOLEDO OFFENSE

Richmond wrapped up the Central Virginia Challenge with a 5-1 victory over Toledo Sunday. Phil Bernstein doubled to extend his hit streak to nine games then scored on Brady O'Brien's base hit in the first. The Rockets only run came in the second, a solo home run off starter Jackson Hinchliffe. Brian Reinke took over on the mound in the fourth and tossed three and a third of an inning of scoreless action. Toledo got one hit off Reinke, then he retired eight straight, including three strikeouts to collect the victory. UR got two runs on three hits, a walk and a Toledo error in the second to take a 3-1 lead. UR added insurance runs in the sixth and seventh. Chayse Gruber tossed the final two and two-thirds of an inning, allowing only one runner to reach on an error, for Richmond.

SPIDER PITCHERS DOMINATE NC STATE

NC State got a run in the first and that was it Tuesday at Doak Field as the Spiders defeated the Wolfpack 5-1. It was the fourth-straight victory for UR in Raleigh and first since the 2014 season. Brian Reinke (1-0) took over in the third and retired the next 13 Wolfpack batters, striking out four over four and a third of an inning. UR tied the game in the third on a Jack Arcamone RBI hit to score Jordan Jaffe. UR bats came alive in the seventh, scoring four runs with two outs. Jaffe hit a three-run home run as Arcamone followed with a solo shot to put the game out of reach.

Chayse Gruber took over for Reinke and tossed 2.2 innings with five strikeouts and one walk to close out the win.

SPIDERS TAKES SERIES FROM STAGS

Richmond picked up the series win after taking game one 2-1 (seven innings) of the Sunday doubleheader before Fairfield snagged game two 6-3. UR came back from a 9-1 deficit in the series finale Monday to collect a 11-10 win. Joey Wilga collected his second pinch-hit walk off victory in game one, powering the ball into short right center. Monday, UR hurlers Jason Shockley and Tyler Rigot slammed the door on Stag batters, combining for five scoreless innings over seven innings of relief. Outfielder Phil Bernstein extended his hitting streak to five games as he led the team with six hits, two walks, a home run, three RBI and two stolen bases against Fairfield. Aaron Whitley launched two solo home runs to left field in game three.

SPIDERS PICK UP ROAD WIN OVER TRIBE

Richmond collected the program's first win in Williamsburg Tuesday (Feb. 18) at Plumeri Park, 12-3, since 2011. The Spiders jumped on the Tribe pitching staff early and often, led by Jordan Jaffe's three doubles in a four-hit, four runs scored day. Phil Bernstein also went 4-for-4 with two RBI and three runs scored. Aidan O'Keefe tallied three hits with three RBI while Brady O'Brien chipped in two hits and two RBI. Rookie Glenn Smith picked up his first collegiate victory, tossing two scoreless innings after working around three hits and striking out two. Ryan Bilka struck out four and allowed one hit in his two innings of scoreless work while Dane Armson retired the Tribe in order with two strikeouts.

SEASON OPENING SERIES SWEEP VS NAVY

Richmond came from behind to take the Opening Day doubleheader, both by a score of 2-1. In game one, Aidan O'Keefe sent a bloop single into rightfield to score Brady O'Brien in the ninth for the win. Jordan Jaffe legged out a two-RBI triple down the right field line in the bottom of the sixth in game two. In the series finale, Jaffe put the Spiders out in front from the start with a two-run home run in the first inning. Richmond scored five runs in the sixth, including RBI singles by Joey Wilga and Aaron Whitley to put the game out of reach of the Midshipmen.

GOTTA EARN IT

Coming off a second-place finish in the 2024 Atlantic 10 Tournament, the University of Richmond baseball program has been picked to finish atop the league, along with VCU, in 2025. The Spiders received 125 points and one first-place vote in the annual league-wide coaches preseason poll, the conference announced Feb. 12. The Spiders and crosstown rival VCU tied with 125 points, while the Rams collected four first-place votes to the Spiders one. Saint Louis landed in third one point off with five first-place votes, while George Washington (104 points) and Davidson (80 points) both collected one first-place vote to land in fourth and fifth, respectively. Dayton (75 points), Rhode Island (71) and Saint Joseph's (66) land in sixth, seventh and eighth. George Mason (58), Massachusetts (44), Fordham (35) and St. Bonaventure (29) round out the league.

PRESEASON LOVE

Senior pitcher Esteban Rodriguez and graduate centerfielder Aaron Whitley were both named to D1Baseball.com's preseason top 150 player ranking lists for their respective positions. Rodriguez landed at 119th among the nation's top pitchers while Whitley was 78th among outfielders. The site also picked the Spiders to take the A-10 title.

Spider Baseball Coaching Staff



MIK AOKI

Head Coach

Second Season: 47-36

24th Seasons Overall: 589-617-2

Aoki joined Richmond in June 2023, bringing more than 20 years of head coaching experience and over 500 career wins to the Spiders.

Aoki led the Spiders to a 27-32 record and 13-11 conference record in his first season at the helm of the program in 2024. UR clinched an Atlantic 10 Conference Championship tournament berth and as the four seed made it to the Championship Finals, going 3-2, suffering both losses to crosstown rival VCU. In the team's three postseason victories, the squad defeated George Washington 12-4, top-seeded Saint Louis 13-10, and Saint Joseph's 14-6.

Against Atlantic 10 opponents, the Spiders won four series in 2024, including a series sweep of George Washington at Pitt Field, and captured a victory against every A-10 opponent avoiding being swept. In the second game against George Mason, the Spiders came back from a 15-run deficit to collect a 17-16 extra innings walk off victory.

Spider starting pitcher Kyle Roche finished the season allowing just four walks, two during the regular season and two in the A-10 Tournament in 86.2 total innings on the hill. Roche led the nation averaging 18.0 strikeouts to every walk surrendered and 0.42 walks allowed per nine innings pitched.

Six different Spiders collected hardware in 2024. Brian Reinke (pitcher), Aidan O'Keefe (rookie) and Aaron Whitley (player) all collected weekly A-10 regular season honors. Esteban Rodriguez was named to the A-10 Second Team, while Jackson Hinchliffe picked up Rookie Team honors and Whitley was named A-10 Defensive Player of the Year. Phil Bernstein was named to the A-10 All-Academic and to the Jewish Baseball News All-America teams.

He came to UR from Morehead State, where in 2023 he guided the Eagles to a 36-20 record and the outright Ohio Valley Conference regular season title, the first for the program since 1979. Morehead State's 36 wins were tied for fourth-most in school history and marked the third straight year the Eagles increased their win total from the previous season.

Aoki served as the head coach at Notre Dame for nine seasons from 2010-19, when he oversaw the program's transition from the

Big East to the Atlantic Coast Conference. In their final Big East season in 2013, Aoki guided Notre Dame to a 34-24 record and a runner-up finish in the Big East Tournament. In the program's second ACC season in 2015, the Irish finished 37-23 and advanced to the NCAA Tournament for the first time since 2006.


Aoki spent seven seasons at Boston College as both an assistant and head coach, leading BC to some of the most successful seasons in program history. In 2009 — the third of Aoki's four seasons as head coach — the Eagles won 34 games and advanced to the NCAA Tournament for the first time since 1967. From 2004 to 2006, Aoki served as BC's pitching coach. He helped BC to a program-record 37 wins in 2005 and had six Eagles pitchers drafted by MLB clubs.

Aoki's first collegiate head coaching position was at Columbia from 1999 to 2003. Aoki led the Lions to 20 wins in 2001, their first 20-win season since 1987. The Lions reached 20 wins again in 2002 and 2003, compiling the second-longest string of 20-win seasons in school history at the time.

Everywhere he's coached, Aoki has demonstrated an ability to develop future professional players. More than 55 of his players have been selected in the MLB Draft, and 15 have gone on to reach the major leagues.

Aoki's teams have also performed in the classroom, posting a program GPA of 3.0 or better every year from 2012 to 2021. In 2018 and 2019, his Notre Dame teams received "The Trophy," an award given to the Irish team most committed to community service.

Aoki earned a Bachelor's degree from Davidson College in 1990 and a Master's degree from Ohio University in 1994. He and his wife Sue have three children, son Kai, and daughters, Bryn and Reese.




NATE MULBERG

Assistant Coach/
Recruiting Coordinator
8th Season at UR



JOSH EPSTEIN

Assistant Coach /
Pitching Coach
4rd Season at UR




COLLIN RADACK

Assistant Coach /
Hitting Coach
8th Season at UR



ERIC HILL

Director of Player
Development
5th Season



MATTHEW CLARK

Director of Baseball
Operations
2nd Season

2025 Richmond Baseball Roster

#	Name	Pos.	Ht.	Wt	B/T	Yr.	Hometown / Previous School
2	Connor Larson	INF	5' 9"	185	R/R	SR	Flowery Branch, GA / Wofford
3	Michael Elko	INF	6' 0"	205	L/R	JR	College Station, TX / Northwestern
4	Jack Arcamone	C	6' 1"	195	L/R	SO	Trumbull, CT / Fairfield College Prep
5	Aaron Whitley	OF	5' 11"	185	R/R	GS	Niskayuna, NY / Rochester
6	Phil Bernstein	OF	6' 0"	180	L/R	GS	Brooklyn, NY / Hamilton
7	Jackson Kraemer	OF/RHP	6' 2"	205	R/R	R-SO	New Hope, PA / Wake Forest
8	Chase Topolski	RHP	6' 2"	205	R/R	JR	Mount Laurel, NJ / Lenape High
9	D.J. Pacheco	OF	6' 1"	205	R/R	SR	Danvers, MA / St. John's Prep
10	Dylan Siesky	RHP	6' 0"	205	R/R	GS	Chantilly, VA / Lafayette
11	Mauricio Rodriguez	RHP	6' 1"	210	R/R	GS	Revere, MA / Rice
12	Cole Palmeri	C	5' 8"	200	R/R	GS	Hamilton, NJ / Colby College
13	Jordan Jaffe	INF	6' 3"	205	R/R	JR	Thousand Oaks, CA / Calabasas High
14	Hugh Hill	LHP	6' 4"	225	L/L	R-FR	Conway, AR / Conway High
15	Davis Wallon	RHP	6' 1"	200	R/R	R-SO	Wilton, CT / Fairfield College Prep.
16	Esteban Rodriguez	RHP	6' 0"	205	R/R	SR	Doral, FL / Belen Jesuit Prep
17	RJ Rickabaugh	C	5' 10"	195	L/R	R-SO	Coatesville, PA / Notre Dame
18	Brady O'Brien	INF	6' 0"	195	R/R	GS	North Andover, MA / Colby College
19	Angel Santiago-Cruz	RHP/INF	6' 2"	215	R/R	FR	Severna Park, MD / Severna Park
20	Kellan Heney	LHP	6' 2"	200	L/L	R-FR	Manchester, MA / Governor's Academy
21	Brian Reinke	LHP	6' 1"	205	L/L	SR	Honeoye Falls, NY / Honeoye Falls-Lima
22	Joey Wilga	INF	6' 4"	235	R/R	SO	Jamison, PA / Central Bucks East
23	Jason Shockley	RHP	6' 3"	225	R/R	SR	Greenwood, DE / Rutgers
24	Josh Willitts	RHP	6' 3"	215	R/R	GS	Southampton, NJ / Seneca High
25	Tyler Rigot	LHP	6' 2"	220	L/L	GS	Charlotte, NC / Susquehanna
26	Chayse Gruber	RHP	5' 10"	210	R/R	JR	Great Bend, KS / Neosho County CC
27	Matthew Anderson	RHP	6' 6"	210	R/R	SR	Ponte Vedra Beach, FL / The Bolles School
30	Ryan Bilka	RHP	6' 1"	200	R/R	JR	Latham, NY / Wagner
31	Paul Witkop	RHP	6' 2"	205	R/R	FR	McLean, VA / Potomac School
32	Jackson Hinchliffe	RHP	6' 0"	190	R/R	SO	Fair Haven, NJ / Rumson-Fair Haven
33	Aidan O'Keefe	INF	5' 10"	180	R/R	R-SO	Latham, NY / Albany Academy
34	Gerry Peacock	RHP	6' 3"	200	R/R	GS	Williamstown, NJ / Notre Dame
35	Trevor Dosenbach	OF	5' 11"	175	R/R	FR	West Grove, PA / Avon Grove
36	PJ Hughes	INF	5' 11"	170	R/R	FR	Manhattan, KS / Manhattan High
47	Grant Kennedy	OF	6' 3"	190	R/R	FR	Phoenixville, PA / Malvern Prep
48	Glenn Smith	RHP	5' 10"	185	R/R	FR	Austin, TX / St. Michael's Academy
50	Dane Armson	RHP	6' 5"	205	R/R	GS	Montoursville, PA / Loyalsock Township
52	Spencer MacInnis	UTL	5' 10"	175	S/R	FR	Toronto, Ontario / Upper Canada College
53	Joey Giordano	LHP	5' 9"	185	L/L	R-FR	Montvale, NJ / Pascack Hills
54	Sam Young	RHP	6' 2"	220	R/R	FR	San Mateo, CA / Crystal Springs Uplands
55	Sawyer Duarte	RHP	5' 10"	185	R/R	GS	Port Washington, NY / Middlebury
56	James Fagnant	INF	5' 9"	185	L/R	FR	East Granby, CT / East Granby
57	TJ Addonizio	INF	5' 11"	200	L/R	FR	Henrico, VA / Fredrick Gunn School (CT)

Head Coach: Mik Aoki - Second Season

Assistant Coach/Recruiting Coordinator: Nate Mulberg - 9th season (University of Rochester, 2014)

Assistant Coach/Pitching Coach: Josh Epstein - 4th season (Ramapo, 2006)

Assistant Coach/Hitting Coach: Collin Radack - 6th season (Hendrix, 2014)

Director of Baseball Operations: Matthew Clark - 2nd season (Point Park, 2022)

Pronunciation Guide

4 - Jack Arcamone: ark-ah-moan

8 - Chase Topolski: Toe-pole-skee

9 - DJ Pacheco: pa-CHEEK-oh

10 - Dylan Siesky: sigh-SKEE

13 - Jordan Jaffe: JAF-fee

15 - Davis Wallon: WALL-in

19 - Angel Santiago-Cruz: On-hel

21 - Brian Reinke: RAIN-kee

25 - Tyler Rigot: rig-got

32 - Jackson Hinchliffe: HENCH-liff

55 - Sawyer Duarte: doo-ar-tay

57 - TJ Addonizio: ad-DOH-nizz-e-oh

HC - Mik Aoki: Mick A-OH-KEE

2025 Richmond Stats

2025 Richmond Baseball Overall Statistics for Richmond (as of Mar 23, 2025) (All games Sorted by Batting avg)

Record: 20-4 Home: 16-2 Away: 4-2 Atlantic 10: 4-2

Player	avg	gp-gs	ab	r	h	2b	3b	hr	rbi	tb	slg%	bb	hp	so	gdp	ob%	sf	sh	sb-att	po	a	e	fld%
6 Phil Bernstein	.462	16-16	52	25	24	6	0	2	13	36	.692	14	3	2	1	.594	0	1	7-7	29	2	0	1.000
4 Jack Arcamone	.438	24-24	89	31	39	12	1	7	34	74	.831	15	1	18	0	.524	0	0	0-1	44	4	2	.960
13 Jordan Jaffe	.398	24-24	98	31	39	12	1	6	34	71	.724	11	3	11	1	.469	1	0	3-7	168	10	1	.994
18 Brady O'Brien	.395	22-22	81	23	32	9	1	3	22	52	.642	13	1	20	2	.469	3	0	2-2	16	35	3	.944
3 Michael Elko	.368	19-18	57	12	21	7	1	4	22	42	.737	8	1	8	0	.448	1	1	3-4	51	20	0	1.000
5 Aaron Whitley	.327	24-24	101	32	33	8	0	5	23	56	.554	6	6	12	3	.391	2	0	18-20	66	1	0	1.000
2 Connor Larson	.308	24-24	78	18	24	7	0	2	6	37	.474	11	4	18	3	.415	1	0	6-7	30	52	3	.965
9 DJ Pacheco	.296	22-22	81	15	24	3	1	3	18	38	.469	3	2	23	0	.333	1	1	3-4	43	0	1	.977
33 Aidan O'Keefe	.224	19-16	58	11	13	1	0	0	13	14	.241	7	5	12	0	.347	2	0	3-3	25	45	0	1.000

7 Jackson Kraemer	1.000	1-0	1	0	1	0	0	0	0	1	1.000	0	0	0	0	1.000	0	0	0-0	1	0	2	.333
36 PJ Hughes	1.000	3-0	1	0	1	0	0	0	1	1	1.000	0	0	0	0	1.000	0	0	0-0	0	1	0	1.000
17 RJ Rickabaugh	.333	6-1	3	0	1	0	0	0	0	1	.333	1	0	1	0	.500	0	0	0-0	14	1	0	1.000
35 Trevor Dosenbach	.278	18-5	18	7	5	2	0	0	4	7	.389	3	1	4	0	.391	1	1	1-1	13	0	0	1.000
47 Grant Kennedy	.250	9-3	16	5	4	2	0	0	1	6	.375	4	2	6	0	.455	0	0	0-1	5	0	1	.833
22 Joey Wilga	.250	8-2	12	3	3	0	0	0	4	3	.250	4	2	2	0	.500	0	0	0-0	5	0	0	1.000
52 Spencer MacInnis	.200	6-3	5	3	1	0	0	0	0	1	.200	1	0	2	0	.333	0	0	0-0	2	0	0	1.000
12 Cole Palmeri	.143	18-12	49	3	7	1	0	0	7	8	.163	3	0	12	0	.189	1	1	0-1	77	10	3	.967
Totals	.340	24	800	219	272	70	5	32	202	448	.560	104	31	151	10	.429	13	5	46-58	597	199	16	.980
Opponents	.233	24	737	108	172	28	1	25	101	277	.376	92	32	169	11	.340	9	4	17-26	560	220	26	.968

LOB - Team (174), Opp (170). DPs turned - Team (12), Opp (13). CI - Team (1), Arcamone, J 1. IBB - Team (0), Opp (1). Picked off - Pacheco, DJ 1, Arcamone, J 1, Whitley, A 1, Kennedy, G 1.

(All games Sorted by Earned run avg)

Player	era	w-l	app	gs	cg	sho	sv	ip	h	r	er	bb	so	2b	3b	hr	b/avg	wp	hp	bk	sfa	sha
30 Ryan Bilka	0.94	4-1	8	0	0	0/1	0	28.2	14	5	3	5	27	4	0	0	.144	2	2	0	0	0
8 Chase Topolski	4.78	2-2	7	6	0	0/0	0	26.1	22	14	14	12	20	3	0	4	.227	1	7	0	0	1

10 Dylan Siesky	0.00	1-0	3	0	0	0/0	0	3.0	1	0	0	3	5	0	0	0	.111	0	0	0	0	0
31 Paul Witkop	0.00	0-0	2	0	0	0/0	0	2.0	2	1	0	1	0	0	0	0	.222	0	0	0	0	0
15 Davis Wallon	0.00	0-0	1	0	0	0/0	0	0.2	0	0	0	0	0	0	0	0	.000	0	0	0	0	0
21 Brian Reinke	1.29	4-0	10	0	0	0/0	0	21.0	11	3	3	8	17	2	0	0	.157	1	4	0	1	0
19 Angel Santiago-Cruz	2.08	0-0	3	0	0	0/0	2	4.1	1	1	1	1	1	0	0	0	.077	1	2	0	0	1
16 Esteban Rodriguez	2.21	1-1	6	6	0	0/1	0	20.1	18	7	5	11	20	3	0	1	.234	0	4	0	0	1
54 Sam Young	3.86	0-0	3	0	0	0/0	0	2.1	2	2	1	5	4	0	1	0	.250	0	0	0	0	0
32 Jackson Hinchliffe	4.50	0-0	6	6	0	0/0	0	12.0	13	11	6	6	7	1	0	3	.265	2	3	0	0	0
26 Chayse Gruber	4.50	1-0	8	0	0	0/0	0	12.0	11	6	6	6	9	2	0	1	.234	2	2	0	0	0
34 Gerry Peacock	4.85	2-0	5	5	0	0/0	0	13.0	11	8	7	5	11	2	0	2	.239	0	1	0	0	1
25 Tyler Rigot	5.40	2-0	9	0	0	0/0	2	13.1	11	8	8	4	19	1	0	5	.220	0	2	0	1	0
20 Kellan Heney	6.00	0-0	4	0	0	0/0	0	3.0	7	2	2	0	2	1	0	1	.467	0	1	0	0	0
48 Glenn Smith	6.17	1-0	7	0	0	0/0	1	11.2	14	9	8	7	7	4	0	1	.311	0	2	0	2	0
23 Jason Shockley	8.44	2-0	6	0	0	0/0	0	10.2	12	11	10	7	7	1	0	3	.293	3	1	0	2	0
50 Dane Armson	11.12	0-0	6	0	0	0/0	0	5.2	7	7	7	6	7	1	0	0	.304	2	0	0	1	0
7 Jackson Kraemer	11.25	0-0	3	1	0	0/0	0	4.0	8	5	5	2	2	1	0	1	.421	1	0	0	1	0
55 Sawyer Duarte	12.46	0-0	3	0	0	0/0	0	4.1	5	6	6	3	4	2	0	1	.294	0	1	0	1	0
14 Hugh Hill	27.00	0-0	1	0	0	0/0	0	0.2	2	2	2	0	0	0	0	2	.500	0	0	0	0	0
Totals	4.25	20-4	24	24	0	1/1	5	199.0	172	108	94	92	169	28	1	25	.233	15	32	0	9	4
Opponents	9.35	4-20	24	24	0	0/0	2	186.2	272	219	194	104	151	70	5	32	.340	19	31	2	13	5

PB - Team (4), Arcamone, J 2, Rickabaugh 1, Palmeri, C 1, Opp (1). Pickoffs - Team (2), Siesky, D 1, Peacock, G 1, Opp (4). SBA/ATT - Palmeri, C (9-14), Arcamone, J (4-6), Elko, M (4-4), Rodriguez, E (2-4), Topolski, C (2-3), Bilka, R (2-3), Peacock, G (2-3), Shockley, J (2-2), Smith, G (1-2), Gruber, C (1-2), Wallon, D (0-1), Reinke, B (1-1), Duarte, S (1-1), Witkop, P (1-1), Young, S (0-1), Armson, D (1-1), Rickabaugh (0-1), Hinchliffe (1-1).

2025 Richmond Stats

2025 Richmond Baseball Games Summary for Richmond (as of Mar 23, 2025) (All games)

Score by innings	1	2	3	4	5	6	7	8	9	Total
Richmond	23	33	27	20	32	27	22	27	8	219
Opponents	21	14	10	7	14	13	17	5	7	108

Record when ...

Overall	20-4	After 6 leading	16-0
Conference	4-2 trailing	1-4
Non-Conference	16-2 tied	3-0
Home games	16-2	After 7 leading	12-0
Away games	4-2 trailing	1-3
Neutral site	0-0 tied	0-0
Day games	20-4	After 8 leading	11-0
Night games	0-0 trailing	1-3
vs Left starter	6-2 tied	0-0
vs Right starter	14-2		
1-Run games	4-0	Hit 0 home runs	6-2
2-Run games	1-1	... 1 home run	4-2
5+Run games	12-2	... 2+ home runs	10-0
Extra innings	1-0		
Shutouts	1-0	Opponent 0 home runs	8-2
	 1 home run	8-0
	 2+ HRs	4-2
Scoring 0-2 runs	3-0		
..... 3-5 runs	2-3		
..... 6-9 runs	3-1	Made 0 errors	10-2
..... 10+ runs	12-0 1 error	9-1
	 2+ errors	1-1
Opponent 0-2 runs	11-0		
..... 3-5 runs	5-1	Opp. made 0 errors	9-3
..... 6-9 runs	1-1 1 error	3-1
..... 10+ runs	3-2 2+ errors	8-0
Scored in 1st inning	11-1		
Opp. scored in 1st	8-2	Out-hit opponent	19-1
Scores first	10-0	Out-hit by opponent	1-3
Opp. scores first	10-4	Hits are tied	0-0

Record when team scores:

Runs	0	1	2	3	4	5	6	7	8	9	10+
W-L	0-0	0-0	3-0	0-2	0-0	2-1	1-1	0-0	0-0	2-0	12-0

Record when opponent scores:

Runs	0	1	2	3	4	5	6	7	8	9	10+
W-L	1-0	7-0	3-0	3-0	2-0	0-1	0-1	1-0	0-0	0-0	3-2

Record when leading after:

Inn.	1	2	3	4	5	6	7	8
W-L	8-0	13-0	14-0	14-0	15-0	16-0	12-0	11-0

Record when trailing after:

Inn.	1	2	3	4	5	6	7	8
W-L	3-2	3-3	2-4	3-4	2-4	1-4	1-3	1-3

Record when tied after:

Inn.	1	2	3	4	5	6	7	8
W-L	9-2	4-1	4-0	3-0	3-0	3-0	0-0	0-0

Current winning streak: 1
Longest winning streak: 12
Longest losing streak: 2

Home attendance : 3999 (18 dates avg = 222)
Away attendance : 7763 (6 dates avg = 1293)
Total attendance: 11762 (24 dates avg = 490)

2025 Richmond Stats

2025 Richmond Baseball Team Game-by-Game for Richmond (as of Mar 23, 2025) Batting (All games)

Date	Opponent	ab	r	h	rbi	2b	3b	hr	tb	bb	ibb	sb	cs	hbp	sac	sf	gdp	k	po	a	e	lob	avg
Feb 14	NAVY	30	2	6	2	1	1	0	9	4	0	1	0	1	0	0	0	3	27	8	0	9	.200
Feb 14	NAVY	21	2	3	2	0	1	0	5	1	0	3	0	0	0	0	0	4	21	8	1	2	.176
Feb 15	NAVY	34	9	9	5	2	0	1	14	6	0	7	1	0	0	0	0	9	27	7	1	7	.212
Feb 17	at William & Mary	38	12	14	10	6	0	0	20	5	0	4	0	0	1	3	1	6	27	12	1	8	.260
Feb 23	FAIRFIELD	24	2	5	2	1	0	0	6	1	0	0	0	0	1	0	1	6	21	6	0	4	.252
Feb 23	FAIRFIELD	31	3	5	3	1	0	1	9	3	0	1	0	1	0	0	0	12	27	4	0	5	.236
Feb 24	FAIRFIELD	34	11	10	11	2	0	3	21	10	0	1	0	4	0	0	1	6	27	8	0	12	.245
Feb 25	at NC State	37	5	12	5	2	0	2	20	1	0	1	1	1	0	0	1	6	27	9	0	7	.257
Feb 28	PENN ST	31	6	11	6	1	0	1	15	4	0	1	0	1	0	0	1	4	21	7	4	9	.268
Mar 01	BOSTON COLLEGE	36	11	15	9	4	0	2	25	5	0	1	2	0	0	1	0	7	27	13	1	7	.285
Mar 02	TOLEDO	33	5	10	4	3	0	0	13	4	0	2	0	0	0	0	1	3	27	7	1	8	.287
Mar 04	TOWSON	30	14	12	12	5	0	1	20	8	0	3	0	3	0	1	0	7	21	9	0	10	.296
Mar 07	UMASS LOWELL	38	11	20	11	4	0	2	30	2	0	2	0	0	0	1	1	5	21	11	1	10	.317
Mar 08	LAFAYETTE	29	9	7	9	2	1	1	14	2	0	5	0	2	0	2	0	5	27	9	0	2	.312
Mar 08	UMASS LOWELL	32	12	14	10	3	1	0	19	4	0	3	0	4	0	1	1	6	24	12	0	8	.320
Mar 09	LAFAYETTE	35	16	19	14	3	1	2	30	2	0	0	0	3	0	0	1	4	21	7	1	6	.335
Mar 11	LONGWOOD	29	12	12	12	3	0	2	21	3	0	0	0	1	0	1	0	4	21	11	1	4	.339
*Mar 14	ST. BONAVENTURE	37	12	13	12	2	0	3	24	3	0	2	1	3	0	1	0	3	27	11	0	8	.340
*Mar 15	ST. BONAVENTURE	44	21	22	21	8	0	4	42	10	0	3	1	1	1	0	0	7	27	5	0	11	.352
*Mar 15	ST. BONAVENTURE	43	18	20	16	5	0	4	37	6	0	3	0	3	0	1	0	5	27	7	2	11	.359
Mar 19	at Virginia	35	6	9	6	3	0	1	15	6	0	0	1	0	0	0	0	8	27	6	0	8	.354
*Mar 21	at Saint Joseph's	29	3	4	3	1	0	0	5	4	0	0	2	0	1	0	0	12	24	7	1	4	.345
*Mar 22	at Saint Joseph's	34	5	10	5	6	0	0	16	3	0	1	1	1	1	0	1	9	24	3	0	7	.343
*Mar 23	at Saint Joseph's	36	12	10	12	2	0	2	18	7	0	2	2	2	0	1	0	10	27	12	1	7	.340
Totals		800	219	272	202	70	5	32	448	104	0	46	12	31	5	13	10	151	597	199	16	174	.340

2025 Richmond Stats

2025 Richmond Baseball Conference statistics for Richmond (as of Mar 23, 2025) (Atlantic 10 games only Sorted by Batting avg)

Record: 4-2 Home: 3-0 Away: 1-2 Atlantic 10: 4-2

Player	avg	gp-gs	ab	r	h	2b	3b	hr	rbi	tb	slg%	bb	hp	so	gdp	ob%	sf	sh	sb-att	po	a	e	fld%
5 Aaron Whitley	.500	6-6	28	13	14	5	0	3	14	28	1.000	2	2	2	0	.563	0	0	5-6	24	0	0	1.000
4 Jack Arcamone	.500	6-6	26	12	13	4	0	3	12	26	1.000	5	0	3	0	.581	0	0	0-0	23	2	0	1.000
3 Michael Elko	.417	6-6	24	5	10	5	0	2	10	21	.875	4	1	3	0	.517	0	0	2-3	16	5	0	1.000
18 Brady O'Brien	.417	6-6	24	9	10	5	0	2	9	21	.875	4	0	6	0	.483	1	0	0-0	3	15	2	.900
35 Trevor Dosenbach	.364	6-3	11	4	4	1	0	0	1	5	.455	2	1	2	0	.500	0	1	1-1	9	0	0	1.000
13 Jordan Jaffe	.320	6-6	25	7	8	2	0	1	7	13	.520	6	0	5	0	.438	1	0	0-3	40	3	0	1.000
9 DJ Pacheco	.280	6-6	25	3	7	0	0	1	6	10	.400	1	2	8	0	.357	0	1	1-2	10	0	0	1.000
33 Aidan O'Keefe	.250	5-4	16	4	4	1	0	0	2	5	.313	2	3	3	0	.429	0	0	1-1	6	5	0	1.000
2 Connor Larson	.174	6-6	23	6	4	0	0	1	4	7	.304	4	1	7	1	.310	1	0	1-2	6	11	2	.895

36 PJ Hughes	1.000	1-0	1	0	1	0	0	0	1	1	1.000	0	0	0	0	1.000	0	0	0-0	0	0	0	.000
7 Jackson Kraemer	1.000	1-0	1	0	1	0	0	0	0	1	1.000	0	0	0	0	1.000	0	0	0-0	1	0	0	1.000
52 Spencer MacInnis	.200	4-3	5	3	1	0	0	0	0	1	.200	1	0	2	0	.333	0	0	0-0	2	0	0	1.000
12 Cole Palmeri	.200	3-1	5	1	1	0	0	0	2	1	.200	0	0	1	0	.200	0	1	0-0	11	0	0	1.000
47 Grant Kennedy	.143	3-1	7	3	1	1	0	0	0	2	.286	2	0	3	0	.333	0	0	0-0	2	0	0	1.000
22 Joey Wilga	.000	2-0	2	1	0	0	0	0	1	0	.000	0	0	1	0	.000	0	0	0-0	1	0	0	1.000
Totals	.354	6	223	71	79	24	0	13	69	142	.637	33	10	46	1	.454	3	3	11-18	156	45	4	.980
Opponents	.246	6	199	45	49	12	0	10	39	91	.457	32	10	45	1	.374	2	3	5-8	153	64	10	.956

LOB - Team (48), Opp (45). DPs turned - Team (1), Opp (4).

(Atlantic 10 games only Sorted by Earned run avg)

Player	era	w-l	app	gs	cg	sho	sv	ip	h	r	er	bb	so	2b	3b	hr	b/avg	wp	hp	bk	sfa	sha
16 Esteban Rodriguez	1.08	0-0	2	2	0	0/1	0	8.1	7	1	1	4	9	2	0	0	.233	0	1	0	0	1
30 Ryan Bilka	2.08	1-1	2	0	0	0/1	0	8.2	6	4	2	2	10	4	0	0	.182	0	1	0	0	0
8 Chase Topolski	7.20	1-1	2	2	0	0/0	0	10.0	6	8	8	6	8	0	0	3	.171	0	3	0	0	1

10 Dylan Siesky	0.00	0-0	2	0	0	0/0	0	2.0	1	0	0	2	3	0	0	0	.143	0	0	0	0	0
31 Paul Witkop	0.00	0-0	1	0	0	0/0	0	1.0	0	0	0	1	0	0	0	0	.000	0	0	0	0	0
15 Davis Wallon	0.00	0-0	1	0	0	0/0	0	0.2	0	0	0	0	0	0	0	0	.000	0	0	0	0	0
21 Brian Reinke	1.69	1-0	2	0	0	0/0	0	5.1	2	1	1	4	4	1	0	0	.118	1	1	0	1	0
19 Angel Santiago-Cruz	3.00	0-0	1	0	0	0/0	1	3.0	1	1	1	1	0	0	0	0	.111	1	2	0	0	1
50 Dane Armson	9.00	0-0	2	0	0	0/0	0	2.0	2	2	2	2	1	0	0	0	.286	1	0	0	1	0
26 Chayse Gruber	12.00	0-0	2	0	0	0/0	0	3.0	5	4	4	3	1	1	0	1	.385	1	0	0	0	0
25 Tyler Rigot	15.00	0-0	2	0	0	0/0	0	3.0	3	5	5	1	3	0	0	3	.250	0	1	0	0	0
32 Jackson Hinchliffe	18.00	0-0	2	2	0	0/0	0	2.0	6	9	4	2	1	0	0	2	.462	2	1	0	0	0
23 Jason Shockley	20.25	1-0	2	0	0	0/0	0	2.2	6	6	6	4	4	1	0	1	.429	3	0	0	0	0
48 Glenn Smith	99.00	0-0	1	0	0	0/0	0	0.1	4	4	4	0	1	3	0	0	.800	0	0	0	0	0
Totals	6.58	4-2	6	6	0	1/1	1	52.0	49	45	38	32	45	12	0	10	.246	9	10	0	2	3

2025 Richmond Stats

2025 Richmond Baseball Team Game-by-Game for Richmond (as of Mar 23, 2025) Batting (Atlantic 10 games only)

Date	Opponent	ab	r	h	rbi	2b	3b	hr	tb	bb	ibb	sb	cs	hbp	sac	sf	gdp	k	po	a	e	lob	avg
*Mar 14	ST. BONAVENTURE	37	12	13	12	2	0	3	24	3	0	2	1	3	0	1	0	3	27	11	0	8	.351
*Mar 15	ST. BONAVENTURE	44	21	22	21	8	0	4	42	10	0	3	1	1	1	0	0	7	27	5	0	11	.432
*Mar 15	ST. BONAVENTURE	43	18	20	16	5	0	4	37	6	0	3	0	3	0	1	0	5	27	7	2	11	.444
*Mar 21	at Saint Joseph's	29	3	4	3	1	0	0	5	4	0	0	2	0	1	0	0	12	24	7	1	4	.386
*Mar 22	at Saint Joseph's	34	5	10	5	6	0	0	16	3	0	1	1	1	1	0	1	9	24	3	0	7	.369
*Mar 23	at Saint Joseph's	36	12	10	12	2	0	2	18	7	0	2	2	2	0	1	0	10	27	12	1	7	.354
Totals		223	71	79	69	24	0	13	142	33	0	11	7	10	3	3	1	46	156	45	4	48	.354

2025 Richmond Stats

2025 Richmond Baseball Games Summary for Richmond (as of Mar 23, 2025) (Atlantic 10 games only)

Score by innings	1	2	3	4	5	6	7	8	9	Total
Richmond	5	8	9	8	9	10	6	14	2	71
Opponents	9	3	1	4	8	10	5	4	1	45

Record when ...

Overall	4-2	After 6 leading	4-0
Conference	4-2 trailing	0-2
Non-Conference	0-0 tied	0-0
Home games	3-0	After 7 leading	4-0
Away games	1-2 trailing	0-2
Neutral site	0-0 tied	0-0
Day games	4-2	After 8 leading	4-0
Night games	0-0 trailing	0-2
vs Left starter	1-1 tied	0-0
vs Right starter	3-1		
1-Run games	0-0	Hit 0 home runs	0-2
2-Run games	1-1	... 1 home run	0-0
5+Run games	3-1	... 2+ home runs	4-0
Extra innings	0-0		
Shutouts	1-0	Opponent 0 home runs	1-1
	 1 home run	1-0
Scoring 0-2 runs	0-0 2+ HRs	2-1
..... 3-5 runs	0-2		
..... 6-9 runs	0-0	Made 0 errors	2-1
..... 10+ runs	4-0 1 error	1-1
	 2+ errors	1-0
Opponent 0-2 runs	1-0		
..... 3-5 runs	0-1	Opp. made 0 errors	1-1
..... 6-9 runs	1-0 1 error	0-1
..... 10+ runs	2-1 2+ errors	3-0
Scored in 1st inning	3-0	Out-hit opponent	4-1
Opp. scored in 1st	2-0	Out-hit by opponent	0-1
Scores first	3-0	Hits are tied	0-0
Opp. scores first	1-2		

Record when team scores:

Runs	0	1	2	3	4	5	6	7	8	9	10+
W-L	0-0	0-0	0-0	0-1	0-0	0-1	0-0	0-0	0-0	0-0	4-0

Record when opponent scores:

Runs	0	1	2	3	4	5	6	7	8	9	10+
W-L	1-0	0-0	0-0	0-0	0-0	0-1	0-0	1-0	0-0	0-0	2-1

Record when leading after:

Inn.	1	2	3	4	5	6	7	8
W-L	2-0	3-0	3-0	3-0	4-0	4-0	4-0	4-0

Record when trailing after:

Inn.	1	2	3	4	5	6	7	8
W-L	1-0	1-1	1-2	1-2	0-2	0-2	0-2	0-2

Record when tied after:

Inn.	1	2	3	4	5	6	7	8
W-L	1-2	0-1	0-0	0-0	0-0	0-0	0-0	0-0

Current winning streak: 1

Longest winning streak: 3

Longest losing streak: 2

Home attendance : 926 (3 dates avg = 308)

Away attendance : 1061 (3 dates avg = 353)

Total attendance: 1987 (6 dates avg = 331)