

# RICHMOND BASEBALL

24 All-Americans | 8 NCAA Tournament Appearances | 5 Conference Championships

## 2025 SCHEDULE \ RESULTS

Date	Opponent	Time
Feb 14	Navy	W, 2-1 (9)
Feb 15	Navy	W, 2-1 (7)
Feb 15	Navy	W, 9-4
Feb 18	at William & Mary	W, 12-3
Feb 19	VMI	PPD
Feb 21	Lehigh	canceled
Feb 22	Lehigh	canceled
Feb 23	Fairfield	W, 2-1 (7)
Feb 23	Fairfield	L, 3-6
Feb 24	Fairfield	W, 11-10
Feb 25	at NC State	W, 5-1
Feb 28	Penn State ^	1:30 PM
Mar 1	Boston College ^	1 PM
Mar 2	Toledo ^	12 PM
Mar 4	Towson	1:30 PM
Mar 5	Boston College	1:30 PM
Mar 7	UMass Lowell	2 PM
Mar 8	Lafayette	10 AM
Mar 8	UMass Lowell	2 PM
Mar 9	Lafayette	2 PM
Mar 11	Longwood	1:30 PM
Mar 14	St. Bonaventure *	1:30 PM
Mar 15	St. Bonaventure *	1:00 PM
Mar 16	St. Bonaventure *	12 PM
Mar 19	at Virginia	4 PM
Mar 21	at Saint Joseph's *	3 PM
Mar 22	at Saint Joseph's *	1 PM
Mar 23	at Saint Joseph's *	12 PM
Mar 25	at James Madison	6 PM
Mar 28	Fordham *	2 PM
Mar 29	Fordham *	1 PM
Mar 30	Fordham *	12 PM
Apr 4	at Rhode Island *	3 PM
Apr 5	at Rhode Island *	1 PM
Apr 6	at Rhode Island *	12 PM
Apr 11	UMass*	2 PM
Apr 12	UMass*	1 PM
Apr 13	UMass*	12 PM
Apr 15	at Coppin State	3 PM
Apr 18	at George Washington *	3 PM
Apr 19	at George Washington *	1 PM
Apr 20	at George Washington *	12 PM
Apr 22	at Longwood	6 PM
Apr 25	Saint Louis *	2 PM
Apr 26	Saint Louis *	1 PM
Apr 27	Saint Louis *	12 PM
May 2	at Dayton *	3 PM
May 3	at Dayton *	1 PM
May 4	at Dayton *	12 PM
May 6	at Towson	3 PM
May 9	at VCU *	6 PM
May 10	at VCU *	2 PM
May 11	at VCU *	1 PM
May 13	Old Dominion	2 PM
May 15	Davidson *	2 PM
May 16	Davidson *	2 PM
May 17	Davidson *	12 PM
May 21-25	Atlantic 10 Tournament \$	TBD

! Central Virginia Challenge  
\* - Atlantic 10 Conference game  
\$ Atlantic 10 Tournament | Tysons, Va.  
HOME games are **BOLD**  
All Times are Eastern

GM 9-10-11 | Central Virginia Challenge | Pitt Field | Richmond, Va.



### RICHMOND Spiders

2025 Record: 7-1  
Atlantic 10 Record: 0-0  
Head Coach: Mik Aoki  
Record at Richmond: 34-33  
(2nd season)



### BOSTON COLLEGE Eagles

2025 Record: 3-2  
ACC Record: 0-0  
Head Coach: Tod Interdonato  
Record at BC: 24-34  
(second season)



### PENN STATE Nittany Lions

2025 Record:  
Big 10 Record: 0-0  
Head Coach: Mike Gambino  
Record at Penn State:  
(second season, 34-25)



### TOLEDO Rockets

Record: 2-5  
MAC Record: 0-0  
Head Coach: Rob Reinstette  
Record at UT: 114-137  
(6th season)

#### Friday, February 28

##### vs. Penn State

Time: 1:30 PM ET

Stadium: Pitt Field

Stream: ESPN+

Stats: RichmondSpiders.com

UR Starter: Esteban Rodriguez

#### Saturday, March 1

##### vs. Boston College

Time: 1:00 PM ET

Stadium: Pitt Field

Stream: ESPN+

Stats: RichmondSpiders.com

UR Starter: Chase Topolski

#### Sunday, March 2

##### vs. Toledo

Time: 12:00 PM ET

Stadium: Pitt Field

Stream: ESPN+

Stats: RichmondSpiders.com

UR Starter: TBA

### PROBABLE STARTING PITCHER 2025 STATS

16 - ESTEBAN RODRIGUEZ (RHP) | SR | 6-0 / 205 lbs | Doral, Fla. / Belen Jesuit Prep

ERA	W-L	APP	GS	CG	SHO	SV	IP	H	R	ER	BB	SO	2B	3B	HR	BF	WP	HBP	BK	SFA	SHA
1.17	0-0	2	2	0	0	0	6.0	5	1	1	4	6	0	0	1	26	0	0	0	0	0

Last Start vs. Fairfield (Feb. 23, 2025)

ERA	W-L	IP	H	R	ER	BB	SO	2B	3B	HR	WP	BK	HBP	IBB
0.00	ND	3.0	3	1	1	3	4	0	0	1	0	0	0	0

8 - CHASE TOPOLSKI (RHP) | JR | 6-1 / 190 lbs | Mount Laurel, N.J. / Lenape High

ERA	W-L	APP	GS	CG	SHO	SV	IP	H	R	ER	BB	SO	2B	3B	HR	BF	WP	HBP	BK	SFA	SHA
2.45	0-0	1	1	0	0	0	3.2	3	1	1	2	4	1	0	0	14	0	2	0	1	0

Last appearance vs. Fairfield (Feb. 23, 2025)

ERA	W-L	IP	H	R	ER	BB	SO	2B	3B	HR	WP	BK	HBP	IBB
4.91	ND	3.2	5	2	2	2	5	0	0	0	1	0	1	0

## SPIDERS NOTES

### UP NEXT

In midweek action, Towson heads to Pitt Field Tuesday (March 4) before Boston College swings back for a Wednesday (March 5) match up. Next weekend Richmond welcomes UMass Lowell and Lafayette for a three-team weekend series beginning with a neutral site Lafayette and UMass Lowell match up at 10 am at Pitt Field, before UML will take on UR. There will also a second Lafayette and UML match up on Sunday at 10.

### SPIDERS HOST CENTRAL VIRGINIA CHALLENGE

Richmond is serving as one of three sites for the Central Virginia Challenge along with VCU and William & Mary to host Penn State, Boston College and Toledo this weekend. All games at Pitt Field will be streamed on ESPN+. Saturday's contest against BC will be the Spiders' ALS Awareness Game and wear specialty uniform tops.

## GENERAL

Location ..... Richmond, VA 23173  
Founded ..... 1830  
Enrollment ..... 3,890  
Nickname ..... Spiders  
Colors ..... Red and Blue  
Affiliation ..... NCAA Division I  
Conference ..... Atlantic 10  
President ..... Kevin F. Hallock  
Athletics Director ..... John Hardt

## COACHING STAFF

Head Coach ..... Mik Aoki  
Alma Mater ..... Davidson, 1990  
Richmond Record ..... 34-33 (2nd Year)  
Career Record ..... 576-614-2 (24th Year)  
Assistant Coach ..... Nate Mulberg  
Assistant Coach ..... Josh Epstein  
Assistant Coach ..... Collin Radack  
Director of Player Development ..... Eric Hill  
Director of Baseball Operations .... Matthew Clark

## TEAM INFORMATION

2024 Record ..... 27-32  
Atlantic 10 Record (Finish) ..... 13-11 (5th)  
Postseason ..... 2nd A-10 Tournament  
Starters Returning/Lost ..... 8/2  
Pitchers Returning/Lost ..... 12/7  
Letterwinners Returning/Lost ..... 5/13  
Newcomers ..... 18

## PROGRAM HISTORY

Seasons of Baseball ..... 110 seasons  
First Season ..... 1915  
All-Time Record (%) ..... 1975-1501-19 (.568)  
All-Time Conf. Record (%) ..... 474-376-1 (.556)  
NCAA Tournaments ..... 8  
Last Appearance ..... 2003  
NCAA Super Regional ..... 1  
Last Appearance ..... 2002  
College World Series ..... N/A  
Last Appearance ..... N/A  
Conference Titles ..... 5  
..... Southern Conference (1972)  
..... Colonial (1986, 1997, 1998)  
..... Atlantic 10 (2003)

## BALLPARK INFORMATION

Stadium ..... Pitt Field (1975)  
Capacity ..... 600  
Dimensions ..... 328-360-390-360-328  
Surface ..... Astro Turf (2024)

## ATHLETIC PUBLIC RELATIONS

Baseball Contact ..... Bridgette Robles  
Office ..... 804-287-6455  
Cell ..... 417-818-7379  
Email ..... brobles@richmond.edu  
Website ..... RichmondSpiders.com  
Twitter ..... @SpiderBaseball  
Instagram ..... @SpiderBaseball

### SPIDERS VS PENN STATE

Richmond holds the all-time series match up, 10-8, starting in 1987 with the most recent match up in 2016. The Spiders edged the Nittany Lions 6-5 at Pitt Field in March of 2016. This year's squad makes it second trip to the Commonwealth after sweeping Longwood in Farmville 36-8 in 24 innings of action. PSU opened the year in Puerto Rico, collecting wins over Missouri and UConn but fell to Stetson. The squad is paced at the plate by Cohl Mercado's .450 average and three stolen bases. Paxton King has five of his 11 hits as home runs with nine RBI for a 1.080 slugging percentage. Ryan DeSanto has struck out 14 in eight innings of work while Mason Horwat has fanned 12 in 11 innings.

### SPIDER VS BOSTON COLLEGE

Boston College returns to Pitt Field to participate in the Central Virginia Challenge for a second-straight season. The Eagles will also swing back to Pitt Field for a midweek contest (March 5). Last year, BC defeated UR 7-2, tagging UR starter Kyle Roche for four earned runs on six hits over five and a third of an inning in action. Dane Armson, Davis Wallon and Matthew Anderson all saw action against the Eagles that day. This year's squad comes in with wins over USC Upstate and New Orleans. BC's mid-weeks against URI and Stonehill were cancelled or postponed due to inclement weather. Jack Toomey paces BC offense with a .412 average with seven hits, including a home run, and five RBI while Kyle Wolff is hit .381 with eight hits, three home runs and six RBI. Adam Magpoc is 6-for-6 in stolen bases.

### SPIDERS VS TOLEDO

The Rockets head into Pitt Field for their eighth of 17 straight road games, including two weekends of MAC action. Toledo doesn't play at home, Scott Park, until hosting Ohio March 21. Toledo snagged a game from then ranked #12 Oregon and the series getaway game against High Point, both by a score of 5-3. The Rockets are paced by Troy Sudbrook's .276 average, with eight hits, with three doubles and a home run, and four RBI. Logan Jones has made three appearances, collecting the saves in both Rocket victories and striking out 11 in eight innings of work.

### BERNSTEIN and BILKA TOP THE LEAGUE

Heading into the weekend, Graduate outfielder Phil Bernstein paces the league in batting average (.556), on base percentage (.647) and toughest to strikeout (27 at bats) and second in hits (15), hits per game (1.88), runs (12), slugging percentage (.778), and stolen bases (5). Relief pitcher Ryan Bilka is second in the league with a .38 WHIP, third in hits per nine innings (2.53) and fourth in strikeouts per nine (.84) and ERA (.84).

### SPIDERS VS THE ATLANTIC 10

Richmond leads the league in seven categories: ERA (3.31), fielding percentage (0.989), hits allowed per nine innings (7.28), strikeouts to walks ratio (2.29), triples (2), WHIP (1.22) and strikeouts allowed per nine innings (3.71).

### SPIDER PITCHERS DOMINATE NC STATE

NC State got a run in the first and that was it Tuesday at Doak Field as the Spiders defeated the Wolfpack 5-1. It was the fourth-straight victory for UR in Raleigh and first since the 2014 season. Brian Reinke (1-0) took over in the third and retired the next 13 Wolfpack batters, striking out four over four and a third of an inning. UR tied the game in the third on a Jack Arcamone RBI hit to score Jordan Jaffe. UR bats came alive in the seventh, scoring four runs with two outs. Jaffe hit a three-run home run as Arcamone followed with a solo shot to put the game out of reach. Chayse Gruber took over for Reinke and tossed 2.2 innings with five strikeouts and one walk to close out the win.

### SPIDERS TAKES SERIES FROM STAGS

Richmond picked up the series win after taking game one 2-1 (seven innings) of the Sunday doubleheader before Fairfield snagged game two 6-3. UR came back from a 9-1 deficit in the series finale Monday to collect a 11-10 win. Joey Wilga collected his second pinch-hit walk off victory in game one, powering the ball into short right center. Monday, UR hurlers Jason Shockley and Tyler Rigot slammed the door on Stag batters, combining for five scoreless innings over seven innings of relief. Outfielder Phil Bernstein extended his hitting streak to five games as he led the team with six hits, two walks, a home run, three RBI and two stolen bases against Fairfield. Aaron Whitley launched two solo home runs to left field in game three.

### SPIDERS PICK UP ROAD WIN OVER TRIBE

Richmond collected the program's first win in Williamsburg Tuesday (Feb. 18) at Plumeri Park, 12-3, since 2011. The Spiders jumped on the Tribe pitching staff early and often, led by Jordan Jaffe's three doubles in a four-hit, four runs scored day. Phil Bernstein also went 4-for-4 with two RBI and three runs scored. Aidan O'Keefe tallied three hits with three RBI while Brady O'Brien chipped in two hits and two RBI. Rookie Glenn Smith picked up his first collegiate victory, tossing two scoreless innings after working around three hits and striking out two. Ryan Bilka struck out four and allowed one hit in his two innings of scoreless work while Dane Armson retired the Tribe in order with two strikeouts.

### SEASON OPENING SERIES SWEEP VS NAVY

Richmond came from behind to take the Opening Day doubleheader, both by a score of 2-1. In game one, Aidan O'Keefe sent a bloop single into rightfield to score Brady O'Brien in the ninth for the win. Jordan Jaffe legged out a two-RBI triple down the right field line in the bottom of the sixth in game two. In the series finale, Jaffe put the Spiders out in front from the start with a two-run home run in the first inning. Richmond scored five runs in the sixth, including RBI singles by Joey Wilga and Aaron Whitley to put the game out of reach of the Midshipmen.

## **GOTTA EARN IT**

Coming off a second-place finish in the 2024 Atlantic 10 Tournament, the University of Richmond baseball program has been picked to finish atop the league, along with VCU, in 2025. The Spiders received 125 points and one first-place vote in the annual league-wide coaches preseason poll, the conference announced Feb. 12. The Spiders and crosstown rival VCU tied with 125 points, while the Rams collected four first-place votes to the Spiders one. Saint Louis landed in third one point off with five first-place votes, while George Washington (104 points) and Davidson (80 points) both collected one first-place vote to land in fourth and fifth, respectively. Dayton (75 points), Rhode Island (71) and Saint Joseph's (66) land in sixth, seventh and eighth. George Mason (58), Massachusetts (44), Fordham (35) and St. Bonaventure (29) round out the league.

## **PRESEASON LOVE**

Senior pitcher Esteban Rodriguez and graduate centerfielder Aaron Whitley were both named to D1Baseball.com's preseason top 150 player ranking lists for their respective positions. Rodriguez landed at 119th among the nation's top pitchers while Whitley was 78th among outfielders. The site also picked the Spiders to take the A-10 title.

## **SPIDER STARTERS RETURN**

UR didn't lose much of its offense to graduating in 2024. Seven fielders, including all three outfielders DJ Pacheco, Aaron Whitley and Phil Bernstein, are set to keep the offense going for second-year Spider skipper Mik Aoki. Pacheco led the squad with a .335 average and .438 on-base percentage with 30 walks, 11 doubles and seven stolen bases. Ironman Bernstein paced UR with 45 RBI, 33 walks and nine stolen bases with a .330 average making 58 starts. Whitley, delayed a bit by early injuries, hit his stride in the conference season tallying a .367 average with 12 doubles, 10 home runs, 18 of 19 in stolen bases as he collected A-10 Defensive Player of the Year accolades. Corner infielder Jordan Jaffe went .317 at the plate, while slugging .546 with 12 doubles and 10 home runs. Shortstop Connor Larson and utility infielder Aidan O'Keefe also return to shore up the middle of the infield and keep defenses on their toes when the team looks to steal bases.

## **MONSTERS BEHIND THE DISH**

Graduate transfer Cole Palmeri joins the mix with sophomores Jack Arcamone and RJ Rickabaugh to receive the Spider hurlers this season. Arcamone saw a lot of time as a designated hitter and outfielder in his rookie season, while Rickabaugh platooned with 2024 graduate Zach Lass.

## **EXPERIENCED STAFF**

Four-year arms Esteban Rodriguez and Brian Reinke will be called upon to help meld the pitching staff. Rodriguez paced the Spiders with 90 strikeouts and a 4.50 ERA over 17 appearances and 12 starts in 76 innings. Reinke mixed in in both a starter role (8) and out of the pen to make 21 appearances over 57.1 innings of work with 66 strikeouts. Sophomore Jackson Hinchliffe will see work on the weekends as well after tossing 32.0 innings in 12 appearances and three starts his rookie season. Jason Shockley has made the transition from a catcher to just a flame thrower from the mound in his senior season after making six appearances over six innings of work late in 2024. Richmond will also lean on junior Chase Topolski to toe the rubber as a starter in 2025.

## **SPIDER ARMS RELOADED**

After graduating starter Kyle Roche who ate up 86.2 innings with 72 strikeouts and only four walks, Logan Ymker 48.2IP, 27 strikeouts and closer Cole Hentschel (4.15 ERA, 4-2 with eight saves in 26 appearances), pitching coach Josh Epstein went out and found a mix of graduate and undergraduate transfers as well as six freshmen to add to his 11 returners. UR returns graduate pitchers Josh Willitts, Dylan Siesky, Gerry Peacock that missed last season while adding Mauricio Rodriguez (Rice), Tyler Rigot (Susquehanna) and Sawyer Duarte (Middlebury). Undergraduate transfer arms Ryan Bilka (Wagner) and Chayse Gruber (Neosho County CC) look to make a big impact from the start. Freshmen jumping at the bit to see action include Paul Witkop, Sam Young and Joey Giordano as well as two-way arms Angel Santiago-Cruz and Glenn Smith.

# Spider Baseball Coaching Staff



**MIK AOKI**

Head Coach

Second Season: 34-33

24th Seasons Overall: 576-614-2

Aoki joined Richmond in June 2023, bringing more than 20 years of head coaching experience and over 500 career wins to the Spiders.

Aoki led the Spiders to a 27-32 record and 13-11 conference record in his first season at the helm of the program in 2024. UR clinched an Atlantic 10 Conference Championship tournament berth and as the four seed made it to the Championship Finals, going 3-2, suffering both losses to crosstown rival VCU. In the team's three postseason victories, the squad defeated George Washington 12-4, top-seeded Saint Louis 13-10, and Saint Joseph's 14-6.

Against Atlantic 10 opponents, the Spiders won four series in 2024, including a series sweep of George Washington at Pitt Field, and captured a victory against every A-10 opponent avoiding being swept. In the second game against George Mason, the Spiders came back from a 15-run deficit to collect a 17-16 extra innings walk off victory.

Spider starting pitcher Kyle Roche finished the season allowing just four walks, two during the regular season and two in the A-10 Tournament in 86.2 total innings on the hill. Roche led the nation averaging 18.0 strikeouts to every walk surrendered and 0.42 walks allowed per nine innings pitched.

Six different Spiders collected hardware in 2024. Brian Reinke (pitcher), Aidan O'Keefe (rookie) and Aaron Whitley (player) all collected weekly A-10 regular season honors. Esteban Rodriguez was named to the A-10 Second Team, while Jackson Hinchliffe picked up Rookie Team honors and Whitley was named A-10 Defensive Player of the Year. Phil Bernstein was named to the A-10 All-Academic and to the Jewish Baseball News All-America teams.

He came to UR from Morehead State, where in 2023 he guided the Eagles to a 36-20 record and the outright Ohio Valley Conference regular season title, the first for the program since 1979. Morehead State's 36 wins were tied for fourth-most in school history and marked the third straight year the Eagles increased their win total from the previous season.

Aoki served as the head coach at Notre Dame for nine seasons from 2010-19, when he oversaw the program's transition from the

Big East to the Atlantic Coast Conference. In their final Big East season in 2013, Aoki guided Notre Dame to a 34-24 record and a runner-up finish in the Big East Tournament. In the program's second ACC season in 2015, the Irish finished 37-23 and advanced to the NCAA Tournament for the first time since 2006.


Aoki spent seven seasons at Boston College as both an assistant and head coach, leading BC to some of the most successful seasons in program history. In 2009 — the third of Aoki's four seasons as head coach — the Eagles won 34 games and advanced to the NCAA Tournament for the first time since 1967. From 2004 to 2006, Aoki served as BC's pitching coach. He helped BC to a program-record 37 wins in 2005 and had six Eagles pitchers drafted by MLB clubs.

Aoki's first collegiate head coaching position was at Columbia from 1999 to 2003. Aoki led the Lions to 20 wins in 2001, their first 20-win season since 1987. The Lions reached 20 wins again in 2002 and 2003, compiling the second-longest string of 20-win seasons in school history at the time.

Everywhere he's coached, Aoki has demonstrated an ability to develop future professional players. More than 55 of his players have been selected in the MLB Draft, and 15 have gone on to reach the major leagues.

Aoki's teams have also performed in the classroom, posting a program GPA of 3.0 or better every year from 2012 to 2021. In 2018 and 2019, his Notre Dame teams received "The Trophy," an award given to the Irish team most committed to community service.

Aoki earned a Bachelor's degree from Davidson College in 1990 and a Master's degree from Ohio University in 1994. He and his wife Sue have three children, son Kai, and daughters, Bryn and Reese.




**NATE MULBERG**

Assistant Coach/  
Recruiting Coordinator  
8th Season at UR



**JOSH EPSTEIN**

Assistant Coach /  
Pitching Coach  
4rd Season at UR




**COLLIN RADACK**

Assistant Coach /  
Hitting Coach  
8th Season at UR



**ERIC HILL**

Director of Player  
Development  
5th Season



**MATTHEW CLARK**

Director of Baseball  
Operations  
2nd Season



# 2025 Richmond Baseball Roster

#	Name	Pos.	Ht.	Wt	B/T	Yr.	Hometown / Previous School
2	Connor Larson	INF	5' 9"	185	R/R	SR	Flowery Branch, GA / Wofford
3	Michael Elko	INF	6' 0"	205	L/R	JR	College Station, TX / Northwestern
4	Jack Arcamone	C	6' 1"	195	L/R	SO	Trumbull, CT / Fairfield College Prep
5	Aaron Whitley	OF	5' 11"	185	R/R	GS	Niskayuna, NY / Rochester
6	Phil Bernstein	OF	6' 0"	180	L/R	GS	Brooklyn, NY / Hamilton
7	Jackson Kraemer	OF/RHP	6' 2"	205	R/R	R-SO	New Hope, PA / Wake Forest
8	Chase Topolski	RHP	6' 2"	205	R/R	JR	Mount Laurel, NJ / Lenape High
9	D.J. Pacheco	OF	6' 1"	205	R/R	SR	Danvers, MA / St. John's Prep
10	Dylan Siesky	RHP	6' 0"	205	R/R	GS	Chantilly, VA / Lafayette
11	Mauricio Rodriguez	RHP	6' 1"	210	R/R	GS	Revere, MA / Rice
12	Cole Palmeri	C	5' 8"	200	R/R	GS	Hamilton, NJ / Colby College
13	Jordan Jaffe	INF	6' 3"	205	R/R	JR	Thousand Oaks, CA / Calabasas High
14	Hugh Hill	LHP	6' 4"	225	L/L	R-FR	Conway, AR / Conway High
15	Davis Wallon	RHP	6' 1"	200	R/R	R-SO	Wilton, CT / Fairfield College Prep.
16	Esteban Rodriguez	RHP	6' 0"	205	R/R	SR	Doral, FL / Belen Jesuit Prep
17	RJ Rickabaugh	C	5' 10"	195	L/R	R-SO	Coatesville, PA / Notre Dame
18	Brady O'Brien	INF	6' 0"	195	R/R	GS	North Andover, MA / Colby College
19	Angel Santiago-Cruz	RHP/INF	6' 2"	215	R/R	FR	Severna Park, MD / Severna Park
20	Kellan Heney	LHP	6' 2"	200	L/L	R-FR	Manchester, MA / Governor's Academy
21	Brian Reinke	LHP	6' 1"	205	L/L	SR	Honeoye Falls, NY / Honeoye Falls-Lima
22	Joey Wilga	INF	6' 4"	235	R/R	SO	Jamison, PA / Central Bucks East
23	Jason Shockley	RHP	6' 3"	225	R/R	SR	Greenwood, DE / Rutgers
24	Josh Willitts	RHP	6' 3"	215	R/R	GS	Southampton, NJ / Seneca High
25	Tyler Rigot	LHP	6' 2"	220	L/L	GS	Charlotte, NC / Susquehanna
26	Chayse Gruber	RHP	5' 10"	210	R/R	JR	Great Bend, KS / Neosho County CC
27	Matthew Anderson	RHP	6' 6"	210	R/R	SR	Ponte Vedra Beach, FL / The Bolles School
29	Max Genderson	RHP	6' 5"	205	R/R	FR	Washington, DC / Maret High
30	Ryan Bilka	RHP	6' 1"	200	R/R	JR	Latham, NY / Wagner
31	Paul Witkop	RHP	6' 2"	205	R/R	FR	McLean, VA / Potomac School
32	Jackson Hinchliffe	RHP	6' 0"	190	R/R	SO	Fair Haven, NJ / Rumson-Fair Haven
33	Aidan O'Keefe	INF	5' 10"	180	R/R	R-SO	Latham, NY / Albany Academy
34	Gerry Peacock	RHP	6' 3"	200	R/R	GS	Williamstown, NJ / Notre Dame
35	Trevor Dosenbach	OF	5' 11"	175	R/R	FR	West Grove, PA / Avon Grove
36	PJ Hughes	INF	5' 11"	170	R/R	FR	Manhattan, KS / Manhattan High
47	Grant Kennedy	OF	6' 3"	190	R/R	FR	Phoenixville, PA / Malvern Prep
48	Glenn Smith	RHP	5' 10"	185	R/R	FR	Austin, TX / St. Michael's Academy
50	Dane Armson	RHP	6' 5"	205	R/R	GS	Montoursville, PA / Loyalsock Township
52	Spencer MacInnis	UTL	5' 10"	175	S/R	FR	Toronto, Ontario / Upper Canada College
53	Joey Giordano	LHP	5' 9"	185	L/L	R-FR	Montvale, NJ / Pascack Hills
54	Sam Young	RHP	6' 2"	220	R/R	FR	San Mateo, CA / Crystal Springs Uplands
55	Sawyer Duarte	RHP	5' 10"	185	R/R	GS	Port Washington, NY / Middlebury
56	James Fagnant	INF	5' 9"	185	L/R	FR	East Granby, CT / East Granby
57	TJ Addonizio	INF	5' 11"	200	L/R	FR	Henrico, VA / Fredrick Gunn School (CT)

Head Coach: Mik Aoki - Second Season

Assistant Coach/Recruiting Coordinator: Nate Mulberg -9th season (University of Rochester, 2014)

Assistant Coach/Pitching Coach: Josh Epstein - 4thseason (Ramapo, 2006)

Assistant Coach/Hitting Coach: Collin Radack - 6th season (Hendrix, 2014)

Director of Baseball Operations: Matthew Clark - 2nd season (Point Park, 2022)

## Pronunciation Guide

4 - Jack Arcamone: ark-ah-moan

8 -Chase Topolski: Toe-pole-skee

9 - DJ Pacheco: pa-CHEEK-oh

10 - Dylan Siesky: sigh-SKEE

13 - Jordan Jaffe: JAF-fee

15 - Davis Wallon: WALL-in

19 - Angel Santiago-Cruz: On-hel

21 - Brian Reinke: RAIN-kee

25 - Tyler Rigot: rig-got

32 - Jackson Hinchliffe: HENCH-liff

55 - Sawyer Duarte: doo-ar-tay

57 - TJ Addonizio: ad-DOH-nizz-e-oh

HC - Mik Aoki: Mick A-OH-KEE

# 2025 Richmond Stats

## 2025 Richmond Baseball Overall Statistics for Richmond (as of Feb 27, 2025) (All games Sorted by Batting avg)

Record: 7-1 Home: 5-1 Away: 2-0 Atlantic 10: 0-0

Player	avg	gp-gs	ab	r	h	2b	3b	hr	rbi	tb	slg%	bb	hp	so	gdp	ob%	sf	sh	sb-att	po	a	e	fld%
6 Phil Bernstein	.556	8-8	27	12	15	3	0	1	5	21	.778	5	2	1	1	.647	0	1	5-5	15	1	0	1.000
18 Brady O'Brien	.400	6-6	20	3	8	3	0	0	4	11	.550	3	0	2	0	.458	1	0	1-1	4	7	0	1.000
13 Jordan Jaffe	.273	8-8	33	9	9	3	1	2	9	20	.606	3	0	4	1	.333	0	0	3-3	50	5	0	1.000
33 Aidan O'Keefe	.250	7-6	24	2	6	0	0	0	6	6	.250	2	0	5	0	.308	0	0	1-1	8	16	0	1.000
4 Jack Arcamone	.240	8-8	25	7	6	2	0	2	6	14	.560	5	0	9	0	.367	0	0	0-0	11	2	1	.929
5 Aaron Whitley	.219	8-8	32	5	7	2	0	2	5	15	.469	2	1	4	2	.278	1	0	3-4	20	0	0	1.000
2 Connor Larson	.200	8-8	20	2	4	1	0	0	0	5	.250	5	1	7	0	.385	0	0	3-3	10	17	1	.964
9 DJ Pacheco	.148	8-8	27	3	4	1	1	0	1	7	.259	2	0	9	0	.207	0	0	2-2	16	0	0	1.000
12 Cole Palmeri	.043	8-6	23	0	1	0	0	0	1	1	.043	2	0	6	0	.115	1	0	0-1	37	3	1	.976
-----																							
22 Joey Wilga	.500	3-0	4	1	2	0	0	0	2	2	.500	0	2	0	0	.667	0	0	0-0	4	0	0	1.000
17 RJ Rickabaugh	.333	6-1	3	0	1	0	0	0	0	1	.333	1	0	1	0	.500	0	0	0-0	14	1	0	1.000
3 Michael Elko	.100	5-5	10	0	1	0	0	0	1	1	.100	0	0	4	0	.100	0	1	0-0	11	5	0	1.000
47 Grant Kennedy	.000	2-0	1	1	0	0	0	0	0	0	.000	1	1	0	0	.667	0	0	0-0	1	0	0	1.000
36 PJ Hughes	.000	1-0	0	0	0	0	0	0	0	0	.000	0	0	0	0	.000	0	0	0-0	0	0	0	.000
35 Trevor Dosenbach	.000	3-0	0	1	0	0	0	0	0	0	.000	0	0	0	0	.000	0	0	0-0	0	0	0	.000
Totals	.257	8	249	46	64	15	2	7	40	104	.418	31	7	52	4	.352	3	2	18-20	204	62	3	.989
Opponents	.224	8	245	27	55	9	0	5	27	79	.322	28	10	64	5	.324	4	1	4-7	192	61	9	.966

LOB - Team (54), Opp (57). DPs turned - Team (6), Opp (4). IBB - Team (0), Opp (1). Picked off - Whitley, A 1, Arcamone, J 1.

## (All games Sorted by Earned run avg)

Player	era	w-l	app	gs	cg	sho	sv	ip	h	r	er	bb	so	2b	3b	hr	b/avg	wp	hp	bks	sfa	sha
30 Ryan Bilka	0.84	1-0	3	0	0	0/0	0	10.2	3	1	1	1	10	0	0	0	.088	1	1	0	0	0
21 Brian Reinke	1.08	1-0	4	0	0	0/0	0	8.1	3	1	1	2	8	1	0	0	.115	0	2	0	0	0
-----																						
50 Dane Armson	0.00	0-0	2	0	0	0/0	0	2.1	3	0	0	0	5	1	0	0	.300	0	0	0	0	0
20 Kellan Heney	0.00	0-0	1	0	0	0/0	0	1.0	2	0	0	0	0	0	0	0	.500	0	0	0	0	0
54 Sam Young	0.00	0-0	1	0	0	0/0	0	0.1	1	1	0	2	1	0	0	0	.500	0	0	0	0	0
16 Esteban Rodriguez	1.50	0-0	2	2	0	0/0	0	6.0	5	1	1	4	6	0	0	1	.227	0	0	0	0	0
48 Glenn Smith	1.80	1-0	3	0	0	0/0	0	5.0	5	1	1	3	2	1	0	0	.278	0	1	0	1	0
26 Chayse Gruber	1.93	1-0	3	0	0	0/0	0	4.2	3	1	1	1	7	1	0	0	.176	0	0	0	0	0
23 Jason Shockley	3.00	1-0	3	0	0	0/0	0	6.0	4	3	2	1	2	0	0	1	.211	0	1	0	2	0
32 Jackson Hinchliffe	3.00	0-0	2	2	0	0/0	0	3.0	5	1	1	1	1	1	0	0	.385	0	1	0	0	0
8 Chase Topolski	3.68	0-1	2	2	0	0/0	0	7.1	8	3	3	4	9	1	0	0	.276	1	2	0	0	0
25 Tyler Rigot	3.86	1-0	3	0	0	0/0	1	4.2	2	2	2	2	7	0	0	1	.125	0	1	0	0	0
34 Gerry Peacock	10.80	1-0	2	2	0	0/0	0	3.1	4	4	4	3	1	1	0	1	.308	0	0	0	0	1
55 Sawyer Duarte	12.46	0-0	3	0	0	0/0	0	4.1	5	6	6	3	4	2	0	1	.294	0	1	0	1	0
7 Jackson Kraemer	18.00	0-0	1	0	0	0/0	0	1.0	2	2	2	1	1	0	0	0	.400	1	0	0	0	0
Totals	3.31	7-1	8	8	0	0/0	1	68.0	55	27	25	28	64	9	0	5	.224	3	10	0	4	1
Opponents	5.06	1-7	8	8	0	0/0	1	64.0	64	46	36	31	52	15	2	7	.257	2	7	0	3	2

PB - Team (1), Rickabaugh 1. Pickoffs - Team (0), Opp (2). SBA/ATT - Palmeri, C (3-5), Topolski, C (1-2), Bilka, R (1-1), Smith, G (0-1), Duarte, S (1-1), Rodriguez, E (0-1), Arcamone, J (1-1), Armson, D (1-1), Rickabaugh (0-1).

# 2025 Richmond Stats

## 2025 Richmond Baseball Games Summary for Richmond (as of Feb 27, 2025) (All games)

Score by innings	1	2	3	4	5	6	7	8	9	Total
Richmond	6	2	3	1	5	9	8	6	6	46
Opponents	4	5	5	2	3	1	2	1	4	27

### Record when ...

Overall	7-1	After 6 leading	3-0
Conference	0-0	..... trailing	1-1
Non-Conference	7-1	..... tied	3-0
Home games	5-1	After 7 leading	3-0
Away games	2-0	..... trailing	1-1
Neutral site	0-0	..... tied	0-0
Day games	7-1	After 8 leading	3-0
Night games	0-0	..... trailing	1-1
vs Left starter	1-1	..... tied	0-0
vs Right starter	6-0		
1-Run games	4-0	Hit 0 home runs	4-0
2-Run games	0-0	... 1 home run	1-1
5+Run games	2-0	... 2+ home runs	2-0
Extra innings	1-0		
Shutouts	0-0	Opponent 0 home runs	4-1
		..... 1 home run	2-0
Scoring 0-2 runs	3-0	..... 2+ HRs	1-0
..... 3-5 runs	1-1		
..... 6-9 runs	1-0	Made 0 errors	4-1
..... 10+ runs	2-0	.... 1 error	3-0
		.... 2+ errors	0-0
Opponent 0-2 runs	4-0		
..... 3-5 runs	2-0	Opp. made 0 errors	4-1
..... 6-9 runs	0-1	..... 1 error	0-0
..... 10+ runs	1-0	..... 2+ errors	3-0
Scored in 1st inning	3-1	Out-hit opponent	6-0
Opp. scored in 1st	2-1	Out-hit by opponent	1-1
Scores first	3-0	Hits are tied	0-0
Opp. scores first	4-1		

### Record when team scores:

Runs	0	1	2	3	4	5	6	7	8	9	10+
W-L	0-0	0-0	3-0	0-1	0-0	1-0	0-0	0-0	0-0	1-0	2-0

### Record when opponent scores:

Runs	0	1	2	3	4	5	6	7	8	9	10+
W-L	0-0	4-0	0-0	1-0	1-0	0-0	0-1	0-0	0-0	0-0	1-0

### Record when leading after:

Inn.	1	2	3	4	5	6	7	8
W-L	3-0	2-0	2-0	2-0	2-0	3-0	3-0	3-0

### Record when trailing after:

Inn.	1	2	3	4	5	6	7	8
W-L	2-1	2-1	1-1	2-1	2-1	1-1	1-1	1-1

### Record when tied after:

Inn.	1	2	3	4	5	6	7	8
W-L	2-0	3-0	4-0	3-0	3-0	3-0	0-0	0-0

Current winning streak: 2  
Longest winning streak: 5  
Longest losing streak: 1

Home attendance : 982 ( 6 dates avg = 163 )  
Away attendance : 2790 ( 2 dates avg = 1395 )  
Total attendance: 3772 ( 8 dates avg = 471 )

# 2025 Richmond Stats

## 2025 Richmond Baseball Team Game-by-Game for Richmond (as of Feb 24, 2025) Batting (All games)

Date	Opponent	ab	r	h	rbi	2b	3b	hr	tb	bb	ibb	sb	cs	hbp	sac	sf	gdp	k	po	a	e	lob	avg
Feb 14	NAVY	30	2	6	2	1	1	0	9	4	0	1	0	1	0	0	0	3	27	8	0	9	.200
Feb 14	NAVY	21	2	3	2	0	1	0	5	1	0	3	0	0	0	0	0	4	21	8	1	2	.176
Feb 15	NAVY	34	9	9	5	2	0	1	14	6	0	7	1	0	0	0	0	9	27	7	1	7	.212
Feb 17	at William & Mary	38	12	14	10	6	0	0	20	5	0	4	0	0	1	3	1	6	27	12	1	8	.260
Feb 23	FAIRFIELD	24	2	5	2	1	0	0	6	1	0	0	0	0	1	0	1	6	21	6	0	4	.252
Feb 23	FAIRFIELD	31	3	5	3	1	0	1	9	3	0	1	0	1	0	0	0	12	27	4	0	5	.236
Feb 24	FAIRFIELD	34	11	10	11	2	0	3	21	10	0	1	0	4	0	0	1	6	27	8	0	12	.245
Totals		212	41	52	35	13	2	5	84	30	0	17	1	6	2	3	3	46	177	53	3	47	.245

## 2025 Richmond Baseball Team Game-by-Game for Richmond (as of Feb 24, 2025) Pitching (All games)

Date	Opponent	ip	h	r	er	bb	so	2b	3b	hr	wp	bk	hbp	dp	ibb	score	w-l	sv	era
Feb 14	NAVY	9.0	4	1	1	2	7	0	0	0	1	0	1	0	0	2-1	1-0	0	1.00
Feb 14	NAVY	7.0	5	1	1	2	8	2	0	0	0	0	2	0	0	2-1	2-0	1	1.12
Feb 15	NAVY	9.0	5	4	3	5	7	0	0	1	0	0	3	1	0	9-4	3-0	1	1.80
Feb 17	at William & Mary	9.0	9	3	2	2	9	1	0	0	0	0	0	1	0	12-3	4-0	1	1.85
Feb 23	FAIRFIELD	7.0	3	1	1	4	6	0	0	1	0	0	0	1	0	2-1	5-0	1	1.76
Feb 23	FAIRFIELD	9.0	16	6	6	7	10	3	0	0	2	0	1	1	0	3-6	5-1	1	2.52
Feb 24	FAIRFIELD	9.0	9	10	10	5	7	2	0	3	0	0	2	1	1	11-10	6-1	1	3.66
Totals		59.0	51	26	24	27	54	8	0	5	3	0	9	5	1	41-26	6-1	1	3.66



# 2025 Richmond Stats

## 2025 Richmond Baseball Game Results for Richmond (as of Feb 27, 2025) (All games)

Date	Opponent		Score	Inns	Overall	Atlantic 10	Pitcher of record	Attend	Time
Feb 14, 2025	NAVY-1	w	2-1	(9)	1-0-0	0-0-0	Shockley, J (W 1-0)	210	1:17
Feb 14, 2025	NAVY-2	w	2-1	7	2-0-0	0-0-0	Gruber, C (W 1-0)	210	1:30
Feb 15, 2025	NAVY	w	9-4	9	3-0-0	0-0-0	Peacock, G (W 1-0)	178	2:50
Feb 17, 2025	at William & Mary	w	12-3	9	4-0-0	0-0-0	Smith, G (W 1-0)	325	3:02
Feb 23, 2025	FAIRFIELD-1	w	2-1	7	5-0-0	0-0-0	Bilka, R (W 1-0)	135	1:50
Feb 23, 2025	FAIRFIELD-2	L	3-6	9	5-1-0	0-0-0	Topolski, C (L 0-1)	134	2:55
Feb 24, 2025	FAIRFIELD	w	11-10	9	6-1-0	0-0-0	Rigot, T (W 1-0)	115	3:15
Feb 25, 2025	at NC State	w	5-1	9	7-1-0	0-0-0	Reinke, B (W 1-0)	2465	2:20

() extra inning game