



2023-24 SCHEDULE

NOVEMBER

Nov. 6	VMI (ESPN+, MASN2)	W, 93-75
Nov. 11	Siena (ESPN+)	W, 90-48
Nov. 15	at Boston College (ACC Network Extra) ..	L, 68-61
Nov. 20	vs #18 Colorado# (CBS Sports Network) ..	L, 64-59
Nov. 21	vs UNLV# (FloHoops).....	W, 82-65
Nov. 25	Queens (ESPN+, MASN)	W, 90-61
Nov. 29	at Wichita St (ESPN+)	L, 80-68

DECEMBER

Dec. 2	William & Mary (ESPN+, Monumental) ..	W, 88-69
Dec. 6	at Northern Iowa (ESPN+)	L, 78-73
Dec. 9	vs Florida^ (SEC Network)	L, 87-76
Dec. 16	Charlotte (ESPN+, MASN).....	W, 64-56
Dec. 21	Buffalo (ESPN+, MASN/2)	W, 72-66
Dec. 30	Lafayette (ESPN+, Monumental).....	W, 59-38

JANUARY

Jan. 6	St. Bonaventure (ESPN+, Monumental) ..	W, 65-54
Jan. 9	at Loyola Chicago (ESPN+).....	W, 58-56
Jan. 13	George Mason (ESPN+, MASN)....	W, 77-70
Jan. 16	at Duquesne (ESPN+, MASN)	W, 63-61
Jan. 20	at Davidson (ESPN+).....	W, 69-64 (OT)
Jan. 24	Geo. Washington (NBC Sports app) ..	W, 82-74
Jan. 27	#16 Dayton (CBS Sports Network) ..	W, 69-64
Jan. 31	at Fordham (ESPN+, SNY).....	W, 83-69

FEBRUARY

Feb. 3	at VCU* (ESPNU).....	L, 63-52
Feb. 10	La Salle (ESPN+, Monumental).....	2p
Feb. 14	Massachusetts (ESPN+, MASN/2)	7p
Feb. 17	at George Washington (USA Network) ...	12:30p
Feb. 21	at Rhode Island (ESPN+).....	7p
Feb. 24	Davidson (ESPN+, MASN/2)	6p
Feb. 28	at Saint Louis (ESPN+)	8p

MARCH

March 2	VCU (CBS Sports Network).....	6p
March 6	Saint Joseph's (ESPN+, MASN/2).....	7p
March 9	at George Mason (USA Network).....	2:30p
March 12-17	Atlantic 10 Championship.....	

Sunshine Slam (Daytona Beach, Fla.)

^ Orange Bowl Classic (Sunrise, Fla.)

* Richmond Area Honda Dealers Capital City Classic



RICHMOND SPIDERS (16-6, 8-1)

vs LA SALLE EXPLORERS (11-12, 2-8)

• The Spiders are 11-0 at home this season, the longest single-season win streak in program history and the most consecutive wins for the Spiders at home since 11 straight home wins across the 2009-10 to 2010-11 seasons. The last time UR won at least 12 straight home games (spanning across seasons) was 13 straight wins at the Robins Center from the 1997-98 to 1998-99 seasons.

• Richmond is 499-232 in 52 seasons at the Robins Center since its first game in the building (a loss to No. 3 Maryland) on December 2, 1972. Since the Robins Center opened, UR has won 68.3 percent of its games in the arena compared to 45.3 percent away from the arena (381-460).

• Richmond's women's team is also unbeaten at home this season (10-0). Richmond is one of three schools whose men's and women's basketball teams are unbeaten at home (Princeton, Norfolk State).

• The Spiders are 8-1 in conference play. With a win Saturday, UR would be guaranteed to finish .500 or better in A-10 play for the 13th time in 19 seasons under Chris Mooney.

• Mooney (2) and Fran Dunphy (3) are two of the 11 coaches in Atlantic 10 history to win multiple A-10 championships. The only other current A-10 coach to win multiple A-10 titles is Mark Schmidt.

• Jordan King enters the weekend as the second-leading scorer in the A-10 at 19.1 points per game, trailing only Dayton's DaRon Holmes. King (2), Holmes (4), and GW's James Bishop (2) are the only players to win multiple A-10 Player of the Week Awards this season.

• Neal Quinn has nearly half (16 of 34) of the Spiders assists over the last three games. Quinn's 3.9 assists per game this season are ninth-most in D-I among forwards and centers.

• Richmond is holding opponents to 39.2 percent shooting from the field this season, first in the Atlantic 10 and 11th in Division I. Last year, the Spiders ranked 128th in D-I at 42.9 percent. UR is also second in the conference in scoring defense, at 65.0 points per game allowed.

• Richmond ranks third D-I in fewest turnovers per game, at 8.7. Last year, the Spiders ranked 83rd in Division I with 11.5 turnovers per game.

WITH A WIN ...

• UR will be 12-0 at home this season, extending the longest single-season win streak in program history.

• UR will be 17-6, equalling its best record through 23 games under Chris Mooney (17-6 in 2019-20, 2010-11, and 2009-10).

• UR will be 9-1 in the A-10 and guaranteed to finish .500 or better in conference play for the 13th time in 19 seasons under Chris Mooney.

• UR would be 18-1 in its last 19 February home games dating back to 2019.

• UR will be 6-2 in its last eight game vs La Salle.

THE MATCHUP

ALL-TIME SERIES LEADER.....	RICHMOND, 23-18
CURRENT STREAK	LA SALLE W1
RICHMOND AT HOME	13-7
RICHMOND ON ROAD	9-11
RICHMOND AT NEUTRAL SITE	1-0
LAST GAME.....	2/15/2023 (LAS, 68-62)
FIRST GAME	2/12/1955 (LAS, 91-80)



CHRIS MOONEY

RICHMOND SPIDERS HEAD COACH

SEASONS at RICHMOND:..... 19th
W-L at RICHMOND: 341*-264
W-L in DIVISION I: 359-276
W-L vs OPPONENT: 14-9
* Most wins in Richmond history

WATCH



ESPN PLUS AND MONUMENTAL SPORTS NETWORK
PxP: Bob Black Analyst: Greg Beckwith

LISTEN



ESPN RICHMOND

PxP: Robert Fish Analyst: Matt Smith

FOLLOW

@SpiderMBB @SpiderMBB

f Richmond Spiders Men's Basketball

RichmondSpiders.com



QUICK FACTS

University Information

Location Richmond, VA 23173
 Founded 1830
 Total Enrollment 3,890
 Nickname Spiders
 Colors Red and Blue
 Arena Robins Center
 Opened 1972 (52nd season)
 Capacity 7,201
 President Kevin F. Hallock
 Athletics Director John Hardt

Team Information

Conference Atlantic 10
 2022-23 Record 15-18
 Letterwinners Returning/Lost 8/8
 Starters Returning/Lost 1/4
 Newcomers 8

Program History

First Season 1913-14 (111th season)
 All-Time Record Entering 2023-24 1,466-1,262
 NCAA Appearances/W-L 10/9-10
 (1984, '86, '88, '90-91, '98, 2004, '10-11, '22)
 NIT Appearances/W-L 10/11-10
 Conference Championships 7
 (1984, '88, '90-91, '98, 2011, '22)

Coaching Staff

Head Coach Chris Mooney, 19th season
 Alma Mater Princeton (1994)
 W-L at Richmond entering 2023-24 325-258
 Career D-I W-L/Yrs entering 2023-24 343-270/18
 Associate Coach Peter Thomas, 2nd season
 Alma Mater Richmond (2007)
 Assistant Coach David Boyden, 2nd season
 Alma Mater Western Kentucky (2003)
 Assistant Coach Will Gipe, 8th season
 Alma Mater Virginia Tech (2014)
 Asst Coach/Operations Mark McGonigal, 8th season
 Alma Mater Richmond (2009)
 Asst Coach/Development Jack Fahed, 2nd season
 Alma Mater James Madison (2021)
 Video Coordinator Darian Dollar, 1st season
 Alma Mater South Florida (2020)

Support Staff

Athletic Trainer Andy McPherson
 Strength Coach Jay DeMayo
 Director of Academics Courtney Hughes
 Athletics Web Site RichmondSpiders.com
 Athletics Dept Phone (804) 289-8363
 PR Director Jason Vida
 Cell Phone (267) 566-2130
 Office Phone (804) 289-8320
 Email jvida@richmond.edu

ROSTER & PRONUNCIATION GUIDE

No.	Name	Pos	Year	Ht	Wt	Hometown (High School/Previous School)
1	Trevor Smith	G	FR	6'0"	165	Newport News, Va. (Woodside)
2	Jordan King	G	GR	6'0"	175	Albany, N.Y. (Christian Brothers/Siena/ETSU)
3	DeLonnie Hunt	G	SR	6'0"	175	Upper Marlboro, Md. (Rock Creek Christian/Wagner)
4	Dji Bailey	G	SR	6'5"	195	Wilson, N.C. (Greenfield School)
5	Collin Tanner	G	FR	6'6"	195	Creedmoor, N.C. (Combine Academy)
9	Tyler Harris	F	GR	6'7"	205	Charlotte, N.C. (Independence/Western Carolina)
10	Liam Weaver	G	JR	6'2"	190	Shawnee, Kan. (Pembroke Hill (Mo.))
11	Jason Roche	G	JR	6'5"	200	Berkeley, Calif. (St. Mary's College High/Citadel)
12	Mikkel Tyne	G	FR	5'10"	180	Toronto, Ontario (Bishop Walsh (Md.))
13	Jack Graham	G	FR	6'3"	185	Smithfield, R.I. (Milton Academy (Mass.))
16	Ryan Soulis	F	FR	6'10"	215	Athens, Greece (Asheville School (N.C.))
21	Mike Walz	C	SO	6'11"	250	Berwyn, Pa. (Conestoga)
24	Isaiah Bigelow	F	GR	6'7"	205	Greensboro, N.C. (Ben L. Smith/Wofford)
25	Quentin Southall	G	SR	6'3"	195	Alexandria, Va. (Georgetown Prep (Md.))
32	Neal Quinn	C	SR	7'0"	260	Allendale, N.J. (Ramapo/Lafayette)
35	Aidan Noyes	F	R-SO	6'7"	195	Cincinnati, Ohio (Archbishop Moeller)

PRONUNCIATION GUIDE

Dji Bailey	Jai (rhymes with fly)
Isaiah Bigelow	BIG-eh-loh
Jack Fahed	fay-HED
Aidan Noyes	noise
Jason Roche	roach
Ryan Soulis	SOO-liss
Mikkel Tyne	mik-KELL tine (rhymes with sign)
Michael Walz	walls

BREAKDOWN BY CLASS

Freshmen (5): Graham, Smith, Soulis, Tanner, Tyne
 Sophomores (2): Noyes, Walz
 Juniors (2): Roche, Weaver
 Seniors (4): Bailey*, Hunt*, Quinn, Southall*
 Grad Students (3): Bigelow, Harris, King
 * Has additional season of eligibility beyond 2023-24 season

BREAKDOWN BY STATE/COUNTRY

California (1): Roche
 CANADA (1): Tyne
 GREECE (1): Soulis
 Maryland (1): Hunt
 Missouri (1): Weaver
 North Carolina (4): Bailey, Bigelow, Harris, Tanner
 New Jersey (1): Quinn
 New York (1): King
 Ohio (1): Noyes
 Pennsylvania (1): Walz
 Rhode Island (1): Graham
 Virginia (2): Smith, Southall



THE OPPONENT

ALL-TIME MEETINGS RICHMOND LEADS SERIES, 23-18

Date	Site	W/L	Score	Series
2/12/1955	A	L	80-91	0-1
1/28/1956	H	L	59-74	0-2
2/23/1957	A	L	52-60	0-3
12/28/1957	H	L	55-59 (OT)	0-4
1/11/1988	H	W	82-81	1-4
1/7/1989	A	L	76-97	1-5
11/30/1991	H	W	78-63	2-5
1/2/1993	A	L	61-71	2-6
1/3/1994	H	W	92-71	3-6
1/5/2002	H	W	77-57	4-6
2/16/2002	A	L	56-59	4-7
3/8/2002	N	W	68-60	5-7
1/25/2003	A	W	62-55	6-7
3/8/2003	H	W	75-62	7-7
1/10/2004	A	L	55-66	7-8
2/21/2004	H	W	66-50	8-8
1/26/2005	A	W	78-71	9-8
2/9/2005	H	L	68-76	9-9
1/07/2006	H	L	56-67	9-10
1/24/2007	A	L	56-79	9-11
1/9/2008	A	W	75-74 (OT)	10-11
1/19/2008	H	L	67-76	10-12
2/18/2009	A	W	62-53	11-12
1/16/2010	H	W	67-63	12-12
1/8/2011	A	W	87-68	13-12
2/8/2012	H	W	78-76	14-12
3/6/2012	A	L	72-80	14-13
1/12/2013	A	L	59-71	14-14
2/22/2014	H	W	62-49	15-14
2/5/2015	A	L	60-62	15-15
1/13/2016	H	W	83-61	16-15
2/11/2017	A	W	64-52	17-15
1/20/2018	H	W	81-74	18-15
2/2/2019	H	L	58-66	18-16
2/23/2019	A	W	84-75	19-16
1/22/2020	H	W	75-57	20-16
2/12/2020	A	W	74-47	21-16
1/23/2021	H	L	78-84	21-17
1/22/2022	A	W	64-56	22-17
2/12/2022	H	W	77-63	23-17
2/15/2023	A	L	62-68	23-18

Home: 13-7 (Robins Center: 13-5)
Away: 9-11 Neutral: 1-0

LAST MEETING - 2/15/2023 LA SALLE 68, RICHMOND 62

Richmond - 62

Record: 13-14 (6-8)

NO.	Name	Min	FG	3P	FT	Rebounds	Fouls	TP	AS	TO	ST	Blocks		+/-
			M-A	M-A	M-A							BS	BA	
3	Tyler Burton	F 36:35	7-15	0-6	2-3	0 10 10	2 6	16	0	3	0	0	0	-2
15	Matt Grace	F 33:30	3-5	1-2	0-0	0 0 0	2 1	7	3	0	0	0	0	-2
32	Neal Quinn	C 32:25	6-13	0-0	4-7	2 4 6	2 4	16	8	1	0	2	1	-7
4	Dji Bailey	G 11:18	2-3	0-0	2-2	2 0 2	4 2	6	0	1	0	0	0	-1
22	Andre Gustavson	G 31:33	2-6	0-3	0-0	0 2 2	3 0	4	1	0	2	0	0	-3
2	Marcus Randolph	F 10:37	1-4	1-3	0-0	0 0 0	2 0	5	0	0	0	0	0	-6
24	Isaiah Bigelow	F 16:05	1-4	0-2	0-0	0 3 3	3 1	2	2	0	0	0	0	-7
11	Jason Roche	F 27:57	2-7	2-6	0-0	0 1 1	1 0	6	0	0	1	0	0	-2
Team						0 5 5		0		0				
Totals			25:57	4-22	8-12	4 25 29	19 14	62	14	5	3	2	1	-6

Technical Fouls:Randolph 2nd10:54

La Salle - 68

Record: 13-13 (7-6)

NO.	Name	Min	FG	3P	FT	Rebounds	Fouls	TP	AS	TO	ST	Blocks		+/-
			M-A	M-A	M-A							OR	DR	
4	Hassan Drame	F 18:48	6-9	4-5	0-1	2 2 4	3 1	16	0	1	1	0	1	13
11	Fousseyri Drame	F 30:57	6-12	0-2	1-4	2 9 11	1 2	13	1	0	0	0	0	11
14	Mamadou Doucoure	F 14:33	0-2	0-0	0-0	0 2 2	2 1	0	0	1	1	0	0	6
2	Jhamir Brickus	G 34:26	3-7	0-3	7-7	0 2 2	1 4	13	4	1	1	0	0	3
5	Khalil Brantley	G 34:22	3-8	0-2	3-4	1 6 7	1 6	9	5	1	0	0	1	15
10	Josh Nickellberry	F 15:27	1-3	0-2	0-0	0 0 0	0 1	2	0	1	0	0	0	-6
3	Anwar Gill	F 14:32	3-5	0-0	0-0	1 2 3	4 2	6	0	1	0	1	0	8
13	Daeshon Shepherd	F 17:39	2-6	0-1	1-1	0 2 2	0 1	5	0	1	0	0	0	-11
35	Rokas Jocius	F 17:22	2-4	0-1	0-0	1 5 6	2 0	4	1	0	0	0	0	-2
0	Andres Marrero	F 01:54	0-0	0-0	0-0	0 0 0	0 0	0	0	1	0	0	0	-7
Team						0 0 0		0		2				
Totals			26:56	4-16	12-17	7 30 37	14 18	68	11	10	3	1	2	6

Technical Fouls:NONE

	RIC	LAS
Biggest lead	8 (1 st 2:57)	6 (2 nd 0:33)
Best Scoring Run	7 (1 st 5:42)	9 (2 nd 0:33)
Lead Changes	5	
Times Tied	5	
Time with Lead	22:59	11:12

Points from	RIC	LAS
Turnovers	12	4
Paint	38	36
Second Chance	4	7
Fast Breaks	2	4
Bench	13	17

Period by Period Scoring			
	1st	2nd	TOT
RIC	29	33	62
LAS	24	44	68

THE BIG PICTURE

11 STRAIGHT WINS

Richmond won 11 straight games from December 16 to January 31, the third-longest win streak in school history and the longest for the Spiders since a record 22-game win streak from 1934-35. UR won seven games at home and four on the road during the streak and UR's 8-0 start in Atlantic 10 play was its best conference start since winning its first eight CAA games in 1988-89.

Richmond owned the nation's second-longest active win streak when the Spiders streak ended at 11 with a loss at VCU on February 3. That Monday, January 29, Richmond received four votes in the AP Top 25 poll, tied for 36th most of any team. It was the first time Richmond had been represented in the AP poll since the preseason poll in October 2021 (also Receiving Votes).

DOWN GOES No. 16 DAYTON

A capacity crowd of 7,201 – Richmond's first sell-out of the season – packed the Robins Center on January 27 to see the Spiders defeat No. 16 Dayton 69-64 in a matchup of teams that were unbeaten in A-10 play entering the game.

The loss was Dayton's first in its last 14 games, snapping the nation's longest active win streak, while Richmond captured its first win vs a top-25 opponent since defeating Iowa in the 2022 NCAA Tournament.

All five Spiders starters scored in double figures, led by Jordan King (17 points) and Isaiah Bigelow (12 points, 16 rebounds).

It was the Spiders 16th win vs a top-25 team under Chris Mooney (since 2005-06), matching Dayton for the most wins vs ranked teams by any current A-10 team over that span.

FLIP THE SCRIPT

Half of the members of the 2023-24 Spiders are new to Richmond, a group that includes three transfers and five freshmen and ties the most newcomers (8) Chris Mooney has ever had in his 19 seasons with the Spiders.

UR added a pair of All-Conference performers from the transfer portal this offseason. Jordan King, who led East Tennessee State with 15.6 points per game in 2022-23, was a 2023 Third Team All-Southern Conference selection. DeLonnie Hunt, the 2021 NEC Rookie of the Year, led Wagner with 11.1 points per game last season and was a 2023 Third Team All-NEC honoree. Tyler Harris also transferred to UR after starting 77 games at Western Carolina over the last four seasons.

After accepting just seven incoming transfers during his first 17 years at Richmond, Chris Mooney has now brought in six transfers over the last two seasons.

WHO'S BACK

Richmond returns eight players from last year's roster, UR's second-fewest returners ever during Chris Mooney's tenure (7 in 2006-07), and one starter, matching the fewest under Mooney (also 1 in 2011-12).

Last season, center Neal Quinn finished first on the team with 2.9 assists per game, second with 9.5 points per game, and third with 4.5 rebounds per game while shooting 54.2 percent from the field, ninth best in the A-10 among qualifiers.

Quinn, whose father was born in Ireland, spent part of his summer competing with the Irish National Team at the FIBA EuroBasket 2025 Pre-Qualifiers. Quinn averaged 8.0 points, 4.8 rebounds, and 3.8 assists per game as Ireland went 2-2.

RATE OF RETURN

Richmond's eight returning players accounted for 38 percent of UR's scoring and 36% of the team's total minutes played last year. Quinn ranked second on the team in scoring, while Isaiah Bigelow ranked fifth (7.9 PPG) and Jason Roche ranked sixth (6.3 PPG), giving UR three of their top six scorers back from last year.

Richmond Entering This Season		
	Returning	Departing
Minutes	36%	64%
Points	38%	62%
Rebounds	44%	56%
Assists	39%	61%
Steals	31%	69%
Blocks	42%	58%

STAFF STEPS UP

Chris Mooney was forced to step away from the team at the end of the 2022-23 season to undergo a heart procedure, which he did at UVA Medical Center on February 28. Mooney missed the final six games of the season and returned to the team fully in April.

During Mooney's absence, Peter Thomas served as Interim Head Coach. Thomas led the Spiders to a 15-point comeback win over preseason A-10 co-favorite Saint Louis in his first game in the interim role. In the opening round of the A-10 Championship, Thomas and the Spiders defeated UMass by 33 points, the second largest margin of victory in the history of the event. Thomas was promoted to Associate Head Coach in June 2023.

Thomas wasn't the only Spider staff member promoted this offseason. Mark McGonigal was elevated to Assistant Coach/Operations and Jack Fahed was promoted to Assistant Coach/Development to take advantage of new NCAA rules allowing for five assistants.

Darian Dollar, a 2020 USF graduate, joined the staff as Video Coordinator.

PRESEASON POSITION

The Spiders were picked 11th in the Atlantic 10 Pre-season Poll, which was unveiled at A-10 Media Day at Barclays Center in Brooklyn, NY on October 17.

Atlantic 10 Preseason Poll	
	Points
1. Dayton (20)	370
2. VCU (3)	321
3. St. Bonaventure (1)	319
4. Duquesne	302
5. Saint Joseph's	257
6. Saint Louis	225
7. Fordham (1)	215
8. Loyola Chicago	177
9. George Washington	173
10. George Mason	146
11. Richmond	137
12. Davidson	118
13. Massachusetts	93
14. Rhode Island	76
15. La Salle	71

* 1st-place votes in parentheses

MOONEY IS MONEY

Chris Mooney owns Richmond records for most total wins (325 entering 2023-24), most wins in a season (29 in 2010-11), most conference wins in a season (14 in 2019-20), highest NCAA Tournament seed (7th in 2010), higher NIT seed (1st overall in 2015), and highest A-10 Championship seed (2nd in 2020).

Mooney is one of 11 coaches ever to win multiple A-10 championships, and his two A-10 titles are tied for the fifth-most of any coach in conference history. Richmond and Saint Louis are the only A-10 schools with multiple A-10 titles and three or more NCAA Tournament wins during Mooney's tenure at UR (since 2005-06).

THE LAST TIME

TEAM

Ranked in AP Top 25: 12/7/20 | #19 (highest since 1957)
Defeated Top 10 Team: 11/29/20 | #10 Kentucky, 76-64 (road)
Defeated Top 25 Team: 1/27/24 | #16 Dayton, 69-64 (home)
Defeated Top 25 Team, Home: 1/27/24 | #16 Dayton, 69-64
Defeated Top 25 Team, Away: 11/29/20 | #10 Kentucky, 76-64
Defeated Top 25 Team, Neutral: 3/17/22 | #16 Iowa, 67-63
Scored 90+: 11/25/23 | vs Queens, W 90-61
Scored 100+: 2/8/23 | at GW, L 107-105 (2 OT)
Allowed Less Than 50: 12/30/23 | vs Lafayette, W 59-38
Allowed Less Than 40: 12/30/23 | vs Lafayette, W 59-38
Double-digit comeback win: 1/24/24 | vs GW, W 82-74 (12)
Shot Over 60% FG: 12/1/21 | at Wofford, W 73-64 (62.2)
Held Opp Under 35% FG: 1/27/24 | vs #16 Dayton, W 69-64 (33.9)
Allowed Fewer 10 pts, half: 12/13/22 | vs FDU, W 77-48 (9 - 1st)
Made 15+ 3PT FG: 2/21/23 | vs Saint Louis, W 81-78 (17)
Made 0 3PT FG: 1/25/16 | vs Davidson, L 78-70 (0-15)
Made 35+ FT: 2/6/93 | vs. UNCW, W 91-69 (36)
50+ Rebounds: 3/6/20 | at Duquesne, W 73-62 (50)
25+ Assists: 11/22/21 | vs Hofstra, W 81-68 (26)
15+ Blocks: 1/13/10 | vs. UMass, W 70-63 (17, SR)
15+ Steals: 11/18/12 | at Minn, L 72-57 (15)
3 or fewer turnovers: 12/1/18 | vs. Wake Forest, W 84-74 (3)

INDIVIDUAL

6+ players in double digit scoring: 3/18/15 | vs. SFBK, W 84-74
3 players, 20+ pts: 11/14/19 | vs Vanderbilt |
Jacob Gilyard (26), Blake Francis (24), Nathan Cayo (20)
2 players, 25+ pts: 1/28/17 vs Duquesne
(T.J. Cline 34, ShawnDre' Jones 30)
Scored 50+ pts: Bob McCurdy (53) vs. Appalachian St, 2/26/75
Scored 40-49: Bob McCurdy (46) vs West Virginia, 2/17/75
Scored 35-39: Tyler Burton (38) at Charleston, 11/14/22
Scored 30-34: Jordan King (32) vs GW, 1/24/24
Scored 25-29: Jordan King (29) at Fordham, 1/31/24
Made 6+ 3PT FG: Jordan King (6) vs George Mason, 1/13/24
Made 15+ FT: Terry Allen (17) vs. Cal, 11/27/15
Had 25+ Reb: George Grodzicki (25) vs GW, 12/6/61
Had 15+ Reb: Isaiah Bigelow (16) vs #16 Dayton, 1/27/24
2 players w/ 10+ reb: Burton (12), Cayo (11), & Golden (10) at SLU, 1/2/22
Had 15+ assists: Greg Beckwith (16) vs Navy, 2/25/86
Had 10+ assists: Jacob Gilyard (11) at George Mason, 2/9/22
Had 5+ steals: Jordan King (5) vs George Mason, 1/13/24
Had 5+ blocks: Grant Golden (6) vs George Mason, 2/27/19
Multiple players with double-double: Gilyard (17 Pts 10 Ast) & Burton (12 Pts 13 Reb) vs UMass, 1/5/22
Triple-Double: T.J. Cline (19 pts 11 reb 12 assists) vs. SLU, 3/4/17

SPIDERS W-L WHEN ...

	OVERALL	ATLANTIC 10
Scores 60 or more	14-4	7-0
Scores 70 or more	9-2	3-0
Scores 80 or more	7-0	2-0
Scores under 60	2-2	1-1
Allows under 60	5-0	2-0
Allows under 70	13-3	6-1
Allows 70 or more	3-3	2-0
Decided by 5 or less	4-2	4-0
Leading/tied, 5 min left	14-0	6-0
Trailing, 5 min left	2-6	2-1
Leading/tied, half	14-2	6-0
Trailing, half	2-4	2-1
Higher FG pct	15-3	8-0
Lower/Same FG pct	1-3	0-1
FG pct over 50	5-0	1-0
FG pct under 40	3-1	2-1
Outrebounded opponent	7-0	2-0
Outrebounded by opponent	9-6	6-1
Fewer/same turnovers	13-4	7-1
More turnovers	3-2	1-0
Fewer/same assists	3-5	2-1
More assists	13-1	6-0
Day (before 5p)	3-2	2-1
Night (5p or later)	13-4	6-0
White jersey	12-1	4-0
Blue jersey	3-3	3-0
Red jersey	1-2	1-1



THE BIG PICTURE

2023-24 is Mooney's 19th season with Richmond. The only coaches in A-10 history with a longer tenure at a single school are John Chaney (24 seasons at Temple) and Phil Martelli (24 seasons at Saint Joseph's).

UR's win vs St. Bonaventure on Jan. 6 was the 334th of Mooney's tenure at Richmond, moving him past former West Virginia coach Gale Catlett into third place on the list of most total wins by an Atlantic 10 coach. 10 days later, he coached in his 600th game at Richmond, leading the Spiders to a 63-61 win at Duquesne.

Mooney enters the 2023-24 season tied for the ninth-longest tenured coach in Division I. The only coaches who have been at their current schools longer than Mooney are Tom Izzo (Michigan State), Greg Kampe (Oakland), James Jones (Yale), Mark Few (Gonzaga), Randy Bennett (St. Mary's), Leonard Hamilton (Florida State), Bill Self (Kansas), and Scott Drew (Baylor).

Mooney signed an extension with UR after leading the Spiders to the 2022 Atlantic 10 title and a win over Big Ten champion Iowa in the 2022 NCAA Tournament. He is under contract through 2026-27.

SHOOT YOUR SHOT

Under Mooney, Richmond strives to schedule as many power-conference opponents as possible during the non-conference season, a task that has become more difficult in recent years.

The Spiders entered 2023-24 as one of just two A-10 teams (along with Rhode Island) with three guaranteed games against power-conference opponents: November 15 at Boston College, November 20 vs Colorado, and December 9 vs Florida.

Mooney has led the Spiders to 27 wins vs power-conference opponents during his tenure at UR.

#PROSPIDERS

Four members of Richmond's 2022 Atlantic 10 championship team have gone on to play professionally, part of the 28 pro players the Spiders have produced during Chris Mooney's tenure.

2022 A-10 Championship MOP Jacob Gilyard is currently playing for the Memphis Grizzlies in the NBA. As a member of the Memphis Hustle last season, Gilyard led the NBA G League in assists. Gilyard is the fourth Spider to play in the NBA. His 466 career steals remain the most in NCAA Division I history.

Grant Golden, the second-leading scorer in Richmond history, is playing for Cremona in Italy's Serie A after averaging 17.3 points, 10.9 rebounds, and 5.2 assists per game for the Grand Rapids Gold in the NBA G League last season.

Nathan Cayo played for the Memphis Hustle in the NBA G League this season, and Matt Grace is playing professionally in Cyprus.

Cayo was teamed with former Spider teammate Blake Francis (Class of 2021) on the CEBL's Montreal Alliance this summer. Francis is now playing for Medipolis Science City Jena in Germany.

VOICE OF THE SPIDERS

For the 41st straight season, Bob Black is handling play-by-play duties for Spider Men's Basketball broadcasts. Black also hosts an afternoon show on ESPN Richmond, the Spiders radio rights-holder.

In 2023, Black received the Atlantic 10's Bob Vetrone Media Award, which recognizes those whose service, professionalism and commitment have made a lasting contribution to the A-10's student-athletes and institutions. Last April, he was also recognized by Richmond Athletics for his 40 years of service as the recipient of

the Distinguished Faculty/Staff Award.

Black is teamed with analyst Greg Beckwith, a member of the Richmond Athletics Hall of Fame who is second on UR's career assists and steals lists. Black and Beckwith have been paired together on Spider broadcasts for 21 seasons.

In addition to doing the ESPN Richmond radio broadcast for all Robins Center games on national TV, Black and Beckwith anchor the SpiderTV broadcast for all of Richmond's home games on regional TV. Those broadcasts are produced and directed by Richmond Athletics Video Specialist Blake Ellett.

OFFENSIVE FLOW

Richmond runs a fast-paced offensive system that requires every player on the court to handle the ball, pass, and cut -- often on the same possession.

The Richmond offense embodies the concept of "position-less basketball." While shorter players will begin most possessions further away from the basket and taller players will begin most possessions on the wing or in the paint, they will rarely end up anywhere near where they started. Possessions are a frenzy of back-door cuts, entry passes to the high and low post, screens both on the ball and off the ball that, ideally, lead to an open high-percentage shot at the rim or from three-point range.

The Spiders often excel at finding teammates and taking care of the ball, but after ranking in the top 25 in the nation in assist-to-turnover ratio in four straight seasons, UR slipped to 167th in 2022-23.

In terms of offensive efficiency, Richmond ranked in the top 100 in the nation in six of eight seasons from 2014-15 to 2021-22. Last season, the Spiders produced 103.5 points per 100 offensive possession (via KenPom), ranking 202nd in Division I, their lowest in any season since Chris Mooney's second season with the program in 2006-07.

MAN-TO-MAN 'D'

Richmond has played almost exclusively man-to-man defense in each of the previous four seasons after mostly relying on a match-up zone scheme for many years. Playing man-to-man, Richmond has ranked among D-I's top 120 defenses via KenPom's defensive efficiency metric in four straight seasons (including 117th in 2022-23) after finishing outside the top 200 in 2017-18 (234th) and 2018-19 (287th). Assistant Coach David Boyden oversees much of UR's defensive gameplan and strategy.

ATTENDANCE OVERLOAD

Richmond averaged 6,285 fans at its home games in 2022-23, nearly double the school's enrollment of undergraduate enrollment of 3,164. For the second straight season, Richmond was the smallest school in Division I to average at least 6,000 fans, narrowly edging out Siena (undergrad enrollment of 3,498).

The Spiders played before five capacity crowds of 7,201 in 2022-23, the program's most sellouts in a season since 2017-18. UR has ranked among the top 80 D-I teams in average attendance in back-to-back seasons for the first time since 1991-93.

SIGNING CLASS

Richmond added a pair of athletic forwards on signing day in November. Bryson McGlothlin, a 6'7" forward from Plano, Tex., is the No. 25 player in the Texas' Class of 2024, according to 247 Sports composite rankings. Jaylen Robinson, a 6'6" forward from Jacksonville, Fla., is the 20th-ranked player in Florida's Class of 2024, according to FloridaHoops.com.

BIG GAMES

20-POINT GAMES

NAME	CAREER	LAST
Jordan King	28 (18 before UR)	29 (Fordham, 1/31/24)
Neal Quinn	12 (7 at Lafayette)	23 (Buffalo, 12/21/23)
Jason Roche	7 (7 at Citadel)	23 (Citadel, 2/10/22)
DeLonnie Hunt	4 (4 at Wagner)	20 (SFPA, 1/7/23)
Isaiah Bigelow	2 (1 at Wofford)	20 (GW, 1/24/24)

DOUBLE-FIGURE SCORING GAMES

NAME	CAREER	LAST
Jordan King	83 (62 before UR)	12 (VCU, 2/3/24)
Neal Quinn	68 (38 at Lafayette)	10 (Fordham, 1/31/24)
Isaiah Bigelow	44 (19 at Wofford)	12 (Dayton, 1/27/24)
DeLonnie Hunt	43 (36 at Wagner)	12 (VCU, 2/3/24)
Jason Roche	27 (19 at Citadel)	11 (Duquesne, 1/16/24)
Tyler Harris	23 (23 at WCU)	14 (ETSU, 2/15/23)
Dji Bailey	14	10 (VCU, 2/3/24)
Mikkel Tyne	2	10 (Lafayette, 12/30/23)
Mike Walz	1	12 (UNLV, 11/21/23)

DOUBLE-FIGURE REBOUNDING GAMES

NAME	CAREER	LAST
Isaiah Bigelow	10 (4 at Wofford)	16 (Dayton, 1/27/24)
Neal Quinn	9 (7 at Lafayette)	10 (VMI, 11/6/23)
Tyler Harris	4 (4 at WCU)	10 (Chattanooga, 2/9/22)

DOUBLE-FIGURE ASSIST GAMES

NAME	CAREER	LAST
Neal Quinn	1 (1 at Lafayette)	10 (NJIT, 12/5/21)

DOUBLE-DOUBLES

NAME	CAREER	LAST
Isaiah Bigelow	7 (1 at Wofford)	12 Pts 16 Reb (1/27/24)
Neal Quinn	7 (7 at Lafayette)	22 Pts 10 Reb (2/2/22)
Tyler Harris	1 (1 at WCU)	16 Pts 11 Reb (1/5/22)

SPIDERS IN OVERTIME

All-Time Record: 80-57
2023-24 OT Record: 1-0
Last OT Game: W at Davidson, 69-64, 1/20/24
Last OT Win: W at Davidson, 69-64, 1/20/24
Last OT Loss: L at GW, 107-105 (2 OT), 2/8/23
Double OT Record: 12-12
Last 2OT Game: L at GW, 107-105, 2/8/23
Triple OT Record: 8-1
Last 3OT Game: L vs. Saint Louis, 85-72, 2/8/09
Home OT Record: 42-20
Last Home OT Game: W vs Vanderbilt, 93-92, 11/14/19
Road OT Record: 28-32
Last Road OT Game: W at Davidson, 69-64, 1/20/24
Neutral OT Record: 10-5
Last Neutral OT Game: L vs Syracuse, 74-71, 11/21/22

SPIDERS BY THE NUMBERS

10 NCAA Tournament Appearances
7 Conference Championships
9 NCAA Tournament Wins/2 Sweet Sixteens
9 NCAA tourney wins when seeded 12th or higher (3 more than any other school)
1st 15-seed to beat a 2-seed (1991 vs Syracuse)
28 Professional Players under Chris Mooney
16 Wins over Top 25 since 2008

WHERE THE SPIDERS DWELL

ROBINS CENTER

Built in 1972 through the generosity of the E. Claiborne Robins family, the Robins Center is in its 52nd season as one of the premier small-school college basketball arenas in the nation.

In its 51st season in 2022-23, an average crowd of 6,285 attended Richmond's home games, nearly double the school's enrollment of undergraduate enrollment of 3,164. For the second straight season, Richmond was the smallest school in Division I to average at least 6,000 fans, narrowly edging out Siena (undergrad enrollment of 3,498).

The Spiders played before five capacity crowds of 7,201 in 2022-23, the program's most sellouts in a season since 2017-18.

The facility is much more than a basketball arena, however. The Robins Center has been home to addresses by world leaders, University commencements, WTA Tour events, track competitions, water polo matches, concerts, a 1992 Presidential Debate, and more.

Renovations to the lower level of the building in 2018 resulted in the creation of the Blandford-Everett Student-Athlete Performance Center, which provides Richmond's student-athletes with the latest strength and conditioning equipment, access to a nutrition fueling center, and a state-of-the-art sports medicine facility.

The arena underwent a \$17 million renovation in 2013 that revamped the lighting system and installed four 33' x 15' video boards in the corner sections. The renovation also reduced the arena's capacity from more than 9,000 to its current 7,201.



Capacity	7,201
Season	52nd
1st Game	12/3/1972 (L vs Maryland)
All-Time Record	499-232 (11-0 this season)
2022-23 Average Attendance	6,285 (+214)
2022-23 D-I Attendance Rank	79th (2nd straight year in top 80)
2022-23 Sellouts	5 (Duquesne, VCU, Fordham, Loyola, GMU)
Most Home Wins In A Season	16 (2014-15)

QUEALLY ATHLETICS CENTER

The Queally Athletics Center is the everyday home of Spiders basketball.

Opened in October 2020 following 18 months of construction, the \$15 million practice facility's centerpiece is Breed Family Practice Court. The gym includes a replica of the Robins Center court plus two additional half-courts and two more retractable baskets on the sidelines of the main court, for a total of six in the facility. Steps from the court is a 20-seat theater that allows for instant review of practice film and diagramming of offensive and defensive schemes.

The Boggs Strength and Conditioning Room, used exclusively by the men's and women's basketball teams, abuts the court's endline and is separated only by a pair of see-through retractable overhead doors. A six-table Sports Medicine suite, a hydrotherapy room with two pools, and the Bugg Fueling Station all border the strength and conditioning area and form the Ball Family Training Center.

Locker rooms and lounges for the men's and women's teams are also located on the ground floor, while the second floor includes Spider Hall, the main entrance to the Queally Athletics Center. The space, which serves to engage fans and alumni in celebration of the proud tradition of Richmond Athletics, features a giant video board as well as entrances to Millhiser Gymnasium and the University's new Student Well-Being Center, which are both adjacent to the QAC.

Head coach Chris Mooney believes that the facility has a tremendous impact on his team. "The Queally Athletics Center has transformed our entire basketball program. Our student-athletes utilize the amenities of the physical structure each and everyday as prospective Spiders see the facility and anticipate their future at Richmond," said Mooney.

The facility is named for 1986 alumni Paul and Anne-Marie Queally, longtime supporters of the University of Richmond who contributed a \$7.5 million lead gift to launch the fundraising efforts for the center.



MILLHISER GYMNASIUM (MILL-high-zer)

Now in its second century, one of the most historic and celebrated buildings on the University of Richmond campus has been completely renovated and now houses the Millhiser Student-Athlete Development Center and offices for both the men's basketball and women's basketball staffs.

The newest version of Millhiser Gymnasium opened in fall 2020 after being refurbished as part of the University's construction of the Queally Athletics Center and the Student Well-Being Center. A mezzanine level was installed to provide office suites for Richmond's basketball programs while the first floor, which still includes the historic gymnasium court surface, is the site of the Student-Athlete Development Center. The Center includes study and meeting spaces for Richmond's student-athletes as well as offices for Richmond Athletics' Academic Services and Leadership Development departments.

Millhiser's entry hall includes a restored classroom that overlooks the Queally Athletic Center's practice court and a recruiting room with end-zone views of Robins Stadium.

As part of Richmond's commitment to a sensitive restoration of the facility, many of Millhiser's iconic arched windows, which had been bricked in for decades, were re-opened.

Millhiser Gymnasium opened in 1921 and was Richmond's home court between 1922 and 1946.



TEAM GAME-BY-GAME

Opponent	Date	Score		Total		3-Pointers		Free throws		Rebounds				PF	A	TO	BLK	STL	PTS	AVG
				FG-FGA	PCT	3FG-3FGA	PCT	FT-FTA	PCT	OFF	DEF	TOT	AVG							
VMI	11/06/2023	93-75	W	28-63	.444	13-37	.351	24-32	.750	10	31	41	41.0	12	16	7	3	11	93	93.0
Siena	11/11/2023	90-48	W	35-59	.593	10-18	.556	10-15	.667	6	23	29	35.0	13	21	8	1	14	90	91.5
at Boston College	11/15/2023	61-68	L	24-60	.400	5-19	.263	8-12	.667	7	24	31	33.7	15	10	5	6	6	61	81.3
vs Colorado	11/20/2023	59-64	L	23-51	.451	5-20	.250	8-11	.727	7	19	26	31.8	21	6	13	2	7	59	75.8
vs UNLV	11/21/2023	82-65	W	33-55	.600	9-14	.643	7-10	.700	4	27	31	31.6	10	20	9	8	4	82	77.0
Queens (NC)	11/25/2023	90-61	W	39-74	.527	8-25	.320	4-4	1.000	5	39	44	33.7	11	14	6	4	8	90	79.2
at Wichita St.	11/29/2023	68-80	L	30-66	.455	7-23	.304	1-3	.333	6	24	30	33.1	14	12	6	2	1	68	77.6
William & Mary	12/02/2023	88-69	W	34-62	.548	12-30	.400	8-11	.727	7	28	35	33.4	15	12	5	2	6	88	78.9
at UNI	12/06/2023	73-78	L	25-54	.463	6-18	.333	17-20	.850	5	25	30	33.0	15	9	14	1	6	73	78.2
vs Florida	12/09/2023	76-87	L	27-63	.429	11-22	.500	11-19	.579	5	25	30	32.7	20	17	8	1	9	76	78.0
Charlotte	12/16/2023	64-56	W	24-58	.414	3-17	.176	13-20	.650	7	28	35	32.9	12	9	5	3	10	64	76.7
Buffalo	12/21/2023	72-66	W	27-59	.458	5-19	.263	13-18	.722	4	40	44	33.8	10	14	9	3	2	72	76.3
Lafayette	12/30/2023	59-38	W	24-61	.393	9-27	.333	2-6	.333	10	35	45	34.7	13	14	14	3	7	59	75.0
St. Bonaventure	01/06/2024	65-54	W	24-55	.436	5-21	.238	12-18	.667	9	25	34	34.6	11	16	6	4	11	65	74.3
at Loyola Chicago	01/09/2024	58-56	W	22-57	.386	10-22	.455	4-8	.500	4	29	33	34.5	14	15	11	3	6	58	73.2
George Mason	01/13/2024	77-70	W	24-50	.480	10-20	.500	19-21	.905	4	22	26	34.0	14	10	7	2	7	77	73.4
at Duquesne	01/16/2024	63-61	W	24-50	.480	5-15	.333	10-14	.714	6	24	30	33.8	13	14	11	6	6	63	72.8
at Davidson	01/20/2024	69-64	Wot	24-60	.400	7-21	.333	14-16	.875	7	36	43	34.3	14	12	11	3	9	69	72.6
George Washington	01/24/2024	82-74	W	27-60	.450	12-23	.522	16-20	.800	5	30	35	34.3	9	11	7	3	8	82	73.1
Dayton	01/27/2024	69-64	W	21-55	.382	4-19	.211	23-30	.767	8	31	39	34.6	18	8	8	1	5	69	72.9
at Fordham	01/31/2024	83-69	W	31-53	.585	8-14	.571	13-16	.813	1	27	28	34.2	16	14	11	1	6	83	73.4
at VCU	02/03/2024	52-63	L	18-51	.353	3-18	.167	13-17	.765	3	24	27	33.9	19	12	11	2	6	52	72.4
Total		1593		588-1276	.461	167-462	.361	250-341	.733	130	616	746	33.9	309	286	192	64	155	1593	72.4
Opponents		1430		511-1305	.392	163-545	.299	245-342	.716	223	609	832	37.8	332	247	256	65	102	1430	65.0

Richmond Averages

Games Played	Points/game	FG Pct	3FG Pct	FT Pct	Rebounds/game	Assists/game	Turnovers/game	Assist/Turnover ratio	Steals/game	Blocks/game
22	72.4	46.1	36.1	73.3	33.9	13.0	8.7	1.5	7.0	2.9

OPPONENT GAME-BY-GAME

Opponent	Date	Score		Total		3-Pointers		Free throws		Rebounds				PF	A	TO	BLK	STL	PTS	AVG
				FG-FGA	PCT	3FG-3FGA	PCT	FT-FTA	PCT	OFF	DEF	TOT	AVG							
VMI	11/06/2023	93-75	W	29-65	.446	8-19	.421	9-14	.643	9	28	37	37.0	20	11	14	0	4	75	75.0
Siena	11/11/2023	90-48	W	20-50	.400	4-20	.200	4-11	.364	10	21	31	34.0	18	9	22	8	4	48	61.5
at Boston College	11/15/2023	61-68	L	22-59	.373	7-18	.389	17-19	.895	14	30	44	37.3	13	13	11	3	3	68	63.7
vs Colorado	11/20/2023	59-64	L	20-47	.426	3-10	.300	21-25	.840	10	22	32	36.0	11	9	12	2	7	64	63.8
vs UNLV	11/21/2023	82-65	W	24-62	.387	7-25	.280	10-12	.833	12	18	30	34.8	9	9	8	2	5	65	64.0
Queens (NC)	11/25/2023	90-61	W	23-72	.319	10-40	.250	5-10	.500	13	30	43	36.2	11	10	14	3	4	61	63.5
at Wichita St.	11/29/2023	68-80	L	32-62	.516	7-21	.333	9-17	.529	10	31	41	36.9	11	16	6	4	5	80	65.9
William & Mary	12/02/2023	88-69	W	24-62	.387	10-29	.345	11-16	.688	12	24	36	36.8	13	11	8	3	1	69	66.3
at UNI	12/06/2023	73-78	L	27-60	.450	12-29	.414	12-17	.706	10	26	36	36.7	20	17	11	2	9	78	67.6
vs Florida	12/09/2023	76-87	L	29-65	.446	9-29	.310	20-25	.800	13	36	49	37.9	16	14	12	5	4	87	69.5
Charlotte	12/16/2023	64-56	W	19-55	.345	10-35	.286	8-12	.667	10	30	40	38.1	18	13	14	3	3	56	68.3
Buffalo	12/21/2023	72-66	W	26-72	.361	7-37	.189	7-12	.583	9	29	38	38.1	14	13	6	1	2	66	68.1
Lafayette	12/30/2023	59-38	W	14-56	.250	1-20	.050	9-13	.692	9	30	39	38.2	12	6	15	4	10	38	65.8
St. Bonaventure	01/06/2024	65-54	W	19-49	.388	5-17	.294	11-14	.786	7	25	32	37.7	15	5	14	1	4	54	64.9
at Loyola Chicago	01/09/2024	58-56	W	20-52	.385	8-22	.364	8-14	.571	6	35	41	37.9	16	13	15	3	9	56	64.3
George Mason	01/13/2024	77-70	W	25-55	.455	8-22	.364	12-14	.857	9	23	32	37.6	20	14	11	1	3	70	64.7
at Duquesne	01/16/2024	63-61	W	24-57	.421	6-19	.316	7-11	.636	9	22	31	37.2	13	14	9	2	4	61	64.5
at Davidson	01/20/2024	69-64	Wot	24-64	.375	8-26	.308	8-13	.615	7	31	38	37.2	13	11	11	2	4	64	64.4
George Washington	01/24/2024	82-74	W	27-72	.375	9-29	.310	11-13	.846	14	32	46	37.7	15	6	9	4	5	74	64.9
Dayton	01/27/2024	69-64	W	20-59	.339	10-33	.303	14-20	.700	12	30	42	37.9	23	7	11	4	4	64	64.9
at Fordham	01/31/2024	83-69	W	23-56	.411	9-27	.333	14-20	.700	9	23	32	37.6	15	11	12	4	5	69	65.1
at VCU	02/03/2024	52-63	L	20-54	.370	5-18	.278	18-20	.900	9	33	42	37.8	16	15	11	4	3	63	65.0
Total		1430		511-1305	.392	163-545	.299	245-342	.716	223	609	832	37.8	332	247	256	65	102	1430	65.0
Richmond		1593		588-1276	.461	167-462	.361	250-341	.733	130	616	746	33.9	309	286	192	64	155	1593	72.4

Opponents Averages

Games Played	Points/game	FG Pct	3FG Pct	FT Pct	Rebounds/game	Assists/game	Turnovers/game	Assist/Turnover ratio	Steals/game	Blocks/game
22	65.0	39.2	29.9	71.6	37.8	11.2	11.6	1.0	4.6	3.0



PTS-REB-AST

Opponent	Date	Score		1 SMITH,TREV	2 KING,JORDA	3 HUNT,DELON	4 BAILEY,DJI	5 TANNER,COL	9 HARRIS,TYL	10 WEAVER,LIA	11 ROCHE,JASO	12 TYNE,MIKKE	13 GRAHAM,JAC	16 SOULIS,RYA
VMI	11/06/2023	93-75	W	0-2-0	34-5-1	15-2-4	7-5-1	0-2-0	4-1-0	0-0-0	9-1-0	5-1-1	0-0-0	0-2-0
Siena	11/11/2023	90-48	W	0-1-0	10-1-4	11-2-4	14-3-1	2-0-0	4-2-1	0-0-0	9-1-0	2-1-3	0-0-0	DNP
at Boston College	11/15/2023	61-68	L	DNP	10-6-3	7-4-0	8-2-1	DNP	0-0-0	DNP	3-1-0	0-1-0	DNP	DNP
vs Colorado	11/20/2023	59-64	L	DNP	23-6-1	4-2-0	11-0-1	DNP	2-4-0	DNP	0-1-0	3-0-2	DNP	DNP
vs UNLV	11/21/2023	82-65	W	DNP	21-4-6	DNP	4-0-7	DNP	4-2-0	DNP	0-2-0	2-2-1	DNP	DNP
Queens (NC)	11/25/2023	90-61	W	0-0-0	24-2-2	DNP	8-5-1	0-0-0	3-3-1	3-0-0	3-2-1	6-6-4	0-0-0	DNP
at Wichita St.	11/29/2023	68-80	L	DNP	17-3-0	DNP	7-8-5	DNP	4-1-2	DNP	0-3-0	6-3-0	DNP	DNP
William & Mary	12/02/2023	88-69	W	0-1-0	29-6-1	DNP	12-4-0	0-0-0	2-0-2	DNP	14-2-0	5-1-0	0-0-0	0-0-0
at UNI	12/06/2023	73-78	L	DNP	20-4-1	DNP	6-5-3	DNP	2-0-0	DNP	0-0-1	9-1-1	DNP	DNP
vs Florida	12/09/2023	76-87	L	DNP	14-6-6	DNP	4-5-0	DNP	0-0-1	DNP	8-0-0	16-2-0	DNP	0-0-1
Charlotte	12/16/2023	64-56	W	DNP	14-4-1	DNP	12-3-3	DNP	4-3-0	DNP	3-0-0	8-6-2	DNP	DNP
Buffalo	12/21/2023	72-66	W	DNP	10-6-3	DNP	13-5-4	DNP	0-2-1	DNP	0-1-0	7-5-0	DNP	DNP
Lafayette	12/30/2023	59-38	W	2-2-0	5-7-5	DNP	10-6-2	2-1-0	6-3-0	DNP	6-1-0	10-5-2	0-0-0	DNP
St. Bonaventure	01/06/2024	65-54	W	DNP	18-3-3	DNP	13-4-3	DNP	0-2-0	DNP	2-1-0	5-6-2	DNP	DNP
at Loyola Chicago	01/09/2024	58-56	W	DNP	16-5-2	6-1-1	10-2-2	DNP	3-2-2	DNP	2-0-0	0-4-1	DNP	DNP
George Mason	01/13/2024	77-70	W	DNP	31-5-1	11-3-0	7-2-2	DNP	3-2-0	DNP	0-1-0	3-1-1	DNP	DNP
at Duquesne	01/16/2024	63-61	W	DNP	10-1-1	3-3-4	12-8-4	DNP	0-3-1	DNP	11-0-0	3-2-0	DNP	DNP
at Davidson	01/20/2024	69-64	Wot	DNP	24-2-2	7-7-4	10-5-1	DNP	6-4-0	DNP	0-1-0	2-0-2	DNP	DNP
George Washington	01/24/2024	82-74	W	DNP	32-5-3	12-5-3	4-3-1	DNP	0-1-0	DNP	3-0-0	0-1-0	DNP	DNP
Dayton	01/27/2024	69-64	W	DNP	17-4-1	10-4-1	12-5-2	DNP	2-0-0	DNP	5-0-0	0-1-0	DNP	DNP
at Fordham	01/31/2024	83-69	W	DNP	29-3-2	12-2-1	14-1-3	DNP	3-0-1	DNP	0-1-0	8-0-1	DNP	DNP
at VCU	02/03/2024	52-63	L	DNP	12-2-1	12-3-2	10-6-2	DNP	0-0-0	DNP	0-0-0	0-1-0	DNP	DNP

Opponent	Date	Score		21 WALZ,MIKE	24 BIGELOW,IS	25 SOUTHALL,Q	32 QUINN,NEAL	35 NOYES,AIDA
VMI	11/06/2023	93-75	W	0-3-1	7-3-1	0-0-0	6-10-7	6-4-0
Siena	11/11/2023	90-48	W	7-5-4	17-1-0	0-1-0	9-4-4	5-4-0
at Boston College	11/15/2023	61-68	L	3-3-1	2-2-0	DNP	21-6-5	7-4-0
vs Colorado	11/20/2023	59-64	L	0-2-0	8-4-1	DNP	8-5-1	0-0-0
vs UNLV	11/21/2023	82-65	W	12-3-1	16-7-0	DNP	20-7-5	3-2-0
Queens (NC)	11/25/2023	90-61	W	6-3-0	11-9-1	0-2-1	21-5-3	5-6-0
at Wichita St.	11/29/2023	68-80	L	5-0-1	11-4-1	DNP	18-3-3	0-0-0
William & Mary	12/02/2023	88-69	W	1-0-3	8-1-0	DNP	10-8-5	7-8-1
at UNI	12/06/2023	73-78	L	0-1-2	17-6-0	DNP	11-8-1	8-4-0
vs Florida	12/09/2023	76-87	L	0-3-1	17-7-2	DNP	17-5-6	0-1-0
Charlotte	12/16/2023	64-56	W	0-1-0	12-9-0	DNP	11-7-3	0-0-0
Buffalo	12/21/2023	72-66	W	4-3-0	15-12-2	DNP	23-7-4	0-2-0
Lafayette	12/30/2023	59-38	W	0-4-2	14-10-1	DNP	4-4-2	0-1-0
St. Bonaventure	01/06/2024	65-54	W	4-4-2	13-13-2	DNP	10-1-4	DNP
at Loyola Chicago	01/09/2024	58-56	W	2-4-3	6-5-0	DNP	13-7-4	DNP
George Mason	01/13/2024	77-70	W	0-1-1	12-8-1	DNP	10-3-4	DNP
at Duquesne	01/16/2024	63-61	W	2-4-1	6-1-1	DNP	16-8-2	DNP
at Davidson	01/20/2024	69-64	Wot	2-4-0	10-13-0	DNP	8-5-3	DNP
George Washington	01/24/2024	82-74	W	0-2-0	20-8-0	DNP	11-9-4	DNP
Dayton	01/27/2024	69-64	W	0-2-0	12-16-0	DNP	11-5-4	DNP
at Fordham	01/31/2024	83-69	W	5-3-0	2-9-0	DNP	10-4-6	0-1-0
at VCU	02/03/2024	52-63	L	0-0-0	9-3-1	DNP	9-9-6	DNP



MOONEY AMONG A-10 LEADERS

MOST TOTAL WINS BY COACH ATLANTIC 10 HISTORY

	WINS	YEARS
1. John Chaney (Temple)	516	1982-2006
2. Phil Martelli (Saint Joseph's)	424	1995-2019
3. Chris Mooney (Richmond)	341	2005-pres.
3. Gale Catlett (West Virginia)	333	1978-95

MOST CONFERENCE WINS BY COACH ATLANTIC 10 HISTORY

	WINS	YEARS
1. John Chaney (Temple)	295	1982-2006
2. Phil Martelli (Saint Joseph's)	218	1995-2019
3. Gale Catlett (West Virginia)	180	1978-95
4. Chris Mooney (Richmond)	168	2005-pres.

SPECIALTY STATS

DATE	OPPONENT	PTS/TO	PAINT	2ND CHANCE	FAST BREAK	BENCH	TIES	LEAD CHANGES	LEADING	TRAILING	LEAD LOST/DEFICIT OVERCOME
11/6	VMI	17	26	11	12	25	1	1	37:49	1:39	Trailed by 5 (1st - 19:10)
11/11	Siena	31	50	5	13	38	0	0	39:44	--	--
11/15	Boston College	16	30	3	2	14	3	3	20:40	17:13	Led by 14 (1st - 7:11)
11/20	#18 Colorado	8	24	5	4	16	5	4	2:22	33:08	Led by 2 (2nd - 9:09)
11/21	UNLV	5	40	2	3	20	0	0	39:21	--	--
11/25	Queens	20	50	9	14	23	0	3	37:20	2:23	Trailed by 3 (1st - 19:43)
11/29	Wichita State	5	36	7	5	16	0	0	--	39:25	--
12/2	William & Mary	8	36	8	9	22	1	3	32:35	5:48	Trailed by 6 (1st - 14:00)
12/6	Northern Iowa	12	20	7	2	16	7	9	11:21	26:05	Led by 10 (1st - 5:38)
12/9	Florida	7	18	6	0	8	1	3	2:34	36:50	Led by 3 (1st - 19:24)
12/16	Charlotte	21	32	6	15	7	1	2	28:38	10:07	Trailed by 11 (1st - 4:54)
12/21	Buffalo	10	40	4	12	4	0	4	39:11	0:36	Trailed by 2 (1st - 16:02)
12/30	Lafayette	14	24	11	7	16	1	0	37:20	--	--
1/6	St. Bonaventure	19	30	7	13	6	2	2	31:54	5:54	Trailed by 8 (1st - 10:30)
1/9	Loyola Chicago	12	20	1	0	13	6	8	16:47	17:59	Trailed by 8 (2nd - 15:09)
1/13	George Mason	14	14	7	9	6	2	3	32:45	6:15	Trailed by 5 (1st - 17:20)
1/16	Duquesne	13	24	7	10	16	5	6	3:54	33:06	Trailed by 10 (1st - 7:54)
1/20	Davidson	10	24	7	15	10	9	9	32:11	5:18	Trailed by 3 (2nd - 2:15)
1/24	George Washington	9	14	7	0	3	1	3	19:16	19:46	Trailed by 12 (1st - 3:24)
1/27	#16 Dayton	4	30	13	11	7	6	5	18:18	15:25	Trailed by 9 (1st - 14:05)
1/31	Fordham	16	42	0	6	16	2	3	37:37	1:36	Trailed by 2 (1st - 19:55)
2/3	VCU	13	26	4	5	0	4	2	4:42	29:57	Led by 4 (2nd - 16:50)

UNIVERSITY OF RICHMOND FACTS

- Ranked 25th among "Best Liberal Arts Colleges"

- Ranked in top 25 each of last 7 years
(US News & World Report)

According to the Princeton Review:

- Ranked 1st for "Most Beautiful Campus"
- Ranked 7th for Best Athletic Facilities
- Ranked 3rd for "Best Classroom Experience"
- No. 3 "Best-Run" college in the country
- Ranked 9th for "Quality of Life"
- Ranked 10th for "Happiest Students"

Robins Business School ranked 18th in nation (Poets & Quants)

8:1 faculty-staff ratio; two-thirds of classes have < 20 students

University endowment valued at more than \$3.3 billion

Founded in 1830, sixth oldest school in Virginia

UNIVERSITY OF RICHMOND ALUMNI

Kenny Atkinson Former Brooklyn Nets Head Coach

Sean Casey Three-Time MLB All-Star, Yankees Hitting Coach

Joe Douglas New York Jets General Manager

Tim Finchem Former PGA TOUR Commissioner

Douglas Freeman Historian, 2-time Pulitzer Prize winner

Tim Hightower Former NFL Running Back

Melanie Healey Former Procter & Gamble President

Brian Jordan Former MLB & NFL Player

Todd McShay Former ESPN NFL Draft Analyst

Leland Melvin NASA Astronaut

Johnny Newman Former NBA Player (UR's all-time leading scorer)

Lil Dicky Rapper & star of FX's *Dave*



SPIDER BITES

With eight newcomers, tied for the most in Chris Mooney's 19 seasons at Richmond, getting to really know the 2023-24 Spiders is a tall task. Here's some help.

Their basketball skills are at a Division I level, but what other athletic talents do this year's Spiders possess? Four Spiders said their best sport other than basketball is golf, led by low single-digit handicapper Mike Walz. The same number said football, including Isaiah Bigelow, who played in high school. Baseball was just behind, with Collin Tanner and Jordan King saying the national pastime is their best sport outside of basketball. Aidan Noyes, an accomplished shortstop at Cincinnati's Archbishop Moeller High, whose baseball team produced Hall-of-Famers Ken Griffey Jr. and Barry Larkin, theoretically included baseball when he said his best sport outside of basketball was "everything." Ryan Soulis might have trouble finding a match on campus, as he's the only Spider to answer tennis. Soulis' love of tennis led to the name of the family's pet bunny, Roger – as in Federer.



Outside of Soulis, it's dogs or cats for every other Spiders pet-owner. Jack Graham, Jason Roche, and Mike Walz all have cats at home, while eight Spiders have dogs. Notably, Aidan Noyes' dog is named Votto after Reds first baseman Joey Votto. Isaiah Bigelow's dog, an Australian cattle dog officially named Jazzy Blue Healer but also known as Jazz, lives with him in Richmond and can often be found hanging out in the team's locker room.



In what time is left outside of school and basketball, the Spiders screen time is most likely to come via YouTube, the preferred streaming service of 10 of this year's 16 Spiders. (Netflix was picked by three players, the only other streaming service to receive multiple votes.) For podcasts, there's more of a variety of opinion among the team. Five Spiders picked The Joe Rogan Experience as their favorite podcast, while three went with Paul George's Podcast P. No other podcast received multiple votes. As kids, the Spiders were most likely to tune into SpongeBob SquarePants, the favorite children's TV show of a team-high four players. Phineas & Ferb (two), Drake & Josh (two), and Stranger Things (two) were also mentioned. Six players ID'd the Diary of a Wimpy Kid series as their favorite children's book. Percy Jackson The Lightning Thief, in which the main character learns he is the son of Poseidon, the Greek god of the ocean, was the choice of both Neal Quinn and Jason Roche.

Not surprisingly, Quinn was one of a team-high nine players to choose the ocean as his preferred body of water. Roche and five others would rather visit a lake. DeLonnie Hunt wants nothing to do with the wild water. Given the option of visiting an ocean, a lake, or a river, Hunt instead chose a pool. When it comes to holiday visits to home, 11 of the 16 Spiders said that Christmas was their favorite holiday, while four picked Thanksgiving. There's no such thing as a Halloween Break, which is undoubtedly a major disappointment to Jack Graham, the only Spider to choose October 31 as his favorite holiday.



As for the business of college basketball, a strong majority of the Spiders (13 of 16) prefer plane road trips to bus road trips, while Dji Bailey, Tyler Harris, and Jack Graham opt for four wheels instead of two wings. The group was far more divided on its favorite Spider uniform to play in. Three players (Aidan Noyes, Neal Quinn, and Ryan Soulis) chose Richmond's road blues, six picked UR's home whites, and a team-high seven players chose the alternate red jerseys, which the Spiders wore just twice last season. Pro basketball is also a contentious issue. Steph Curry was picked as the best current NBA player by a team-high four Spiders, while Nikola Jokic picked up three votes and Giannis Antetokounmpo and LeBron James each received two, the only other players to be picked more than once.

At chow time, the Spiders prefer chicken (11 votes) to beef (5 votes), and will pass on the pork (0 votes). If that chicken is in wing form, 11 Spiders would opt for a side of ranch instead of blue cheese (two votes). Three Spiders – Ryan Soulis, Mike Walz, and Liam Weaver – will skip the dressing altogether. More than half the team chose Chipotle (seven votes) or Chick-fil-A (four votes) as their favorite chain restaurant, but when it's time for the Spiders to do the cooking, it's most likely pasta on the menu. Eight players said the best thing they know how to cook is a type of pasta dish, ranging from the unrefined (Dji Bailey, Jason Roche, and Liam Weaver opted for a simple spaghetti) to the elevated (Quentin Southall claims he makes a mean shrimp scampi, and Mike Walz has mastered fettuccine alfredo with chicken). Ideally, Aidan Noyes and Neal Quinn are making the most their campus dining plans. The best thing they say they can prepare is peanut butter and jelly (Noyes) and popcorn (Quinn).



FAMILY BUSINESS

Several Spiders have family members who participated in college athletics.

- Trevor Smith's father Tim is the all-time leading scorer at East Tennessee State University, totaling 2,300 points for the Buccaneers during his career. He was named the 2006 Atlantic Sun Player of the Year in ETSU's first season in the conference after earning First Team All-Southern Conference honors in 2004 and 2005.
- Ryan Soulis' dad Vasilis played professionally for eight seasons, seven in Greek Basket League and one in EuroLeague with Olympiacos in 2000-01.
- Mikkel Tyne's older brother Malik played linebacker at Towson and with the Edmonton Elks in the CFL.
- Tyler Harris' cousin Oryend Fisher is a freshman defensive lineman on the West Virginia football team.
- Jason Roche's cousin Christine Cleary played basketball at Wisconsin, while another cousin Joe Cleary ran track for the Badgers.
- Quentin Southall is the son of Cornelius Southall, who played defensive back for Notre Dame and led the Irish to a national championship in 1988.
- Neal Quinn's dad William played college golf at St John's University, and Liam Weaver's father Tim ran track at Tulsa.



Tim Smith



INDIVIDUAL GAME HIGHS

POINTS	34		Jordan King vs VMI (11/06/2023)
	32		Jordan King vs George Washington (01/24/2024)
	31		Jordan King vs George Mason (01/13/2024)
	29		Jordan King at Fordham (01/31/2024)
	29		Jordan King vs William & Mary (12/02/2023)
FIELD GOALS MADE	11		Jordan King vs George Washington (01/24/2024)
	11		Jordan King vs George Mason (01/13/2024)
	11		Jordan King vs William & Mary (12/02/2023)
	11		Jordan King vs VMI (11/06/2023)
FIELD GOAL ATTEMPTS	19		Jordan King vs George Washington (01/24/2024)
	19		Jordan King vs Queens (NC) (11/25/2023)
FIELD GOAL PERCENTAGE (min 5 made)	.875	(7-8)	Isaiah Bigelow vs UNLV (N) (11/21/2023)
	.857	(6-7)	Dji Bailey vs Siena (11/11/2023)
3 PT FG MADE	6		Jordan King vs George Mason (01/13/2024)
	6		Jordan King vs VMI (11/06/2023)
3 PT FG ATTEMPTS	12		Jordan King vs VMI (11/06/2023)
	8		Jordan King at Davidson (01/20/2024)
	8		Jordan King vs George Mason (01/13/2024)
	8		Jordan King vs St. Bonaventure (01/06/2024)
	8		Jordan King vs William & Mary (12/02/2023)
	8		Jordan King vs Queens (NC) (11/25/2023)
3 PT FG PERCENTAGE (min 2 made)	1.000	(4-4)	Jordan King at Fordham (01/31/2024)
	1.000	(2-2)	Tyler Harris at Davidson (01/20/2024)
	1.000	(2-2)	Dji Bailey at Duquesne (01/16/2024)
	1.000	(2-2)	Tyler Harris vs Lafayette (12/30/2023)
	1.000	(2-2)	Aidan Noyes at UNI (12/06/2023)
	1.000	(2-2)	Mike Walz vs UNLV (N) (11/21/2023)
	1.000	(2-2)	Dji Bailey vs Siena (11/11/2023)
FREE THROWS MADE	9		Jordan King at Fordham (01/31/2024)
	9		Isaiah Bigelow vs Dayton (01/27/2024)
FREE THROW ATTEMPTS	10		Jordan King at Fordham (01/31/2024)
	10		Isaiah Bigelow vs Dayton (01/27/2024)
FREE THROW PERCENTAGE (min 3 made)	1.000	(8-8)	Jordan King at UNI (12/06/2023)
	1.000	(6-6)	Jordan King vs VMI (11/06/2023)
	1.000	(5-5)	Neal Quinn vs George Washington (01/24/2024)
	1.000	(5-5)	Isaiah Bigelow vs George Mason (01/13/2024)
	1.000	(4-4)	Dji Bailey at VCU (02/03/2024)
	1.000	(4-4)	Dji Bailey at Davidson (01/20/2024)
	1.000	(4-4)	Delonnie Hunt vs George Mason (01/13/2024)
	1.000	(4-4)	Neal Quinn vs George Mason (01/13/2024)
	1.000	(4-4)	Isaiah Bigelow vs St. Bonaventure (01/06/2024)
	1.000	(4-4)	Jordan King vs St. Bonaventure (01/06/2024)
	1.000	(4-4)	Neal Quinn vs VMI (11/06/2023)
	1.000	(3-3)	Delonnie Hunt vs Dayton (01/27/2024)
	1.000	(3-3)	Isaiah Bigelow at Davidson (01/20/2024)
REBOUNDS	16		Isaiah Bigelow vs Dayton (01/27/2024)
	13		Isaiah Bigelow at Davidson (01/20/2024)
	13		Isaiah Bigelow vs St. Bonaventure (01/06/2024)
ASSISTS	7		Dji Bailey vs UNLV (N) (11/21/2023)
	7		Neal Quinn vs VMI (11/06/2023)
STEALS	6		Dji Bailey vs Florida (N) (12/09/2023)
	5		Jordan King vs George Mason (01/13/2024)
BLOCKED SHOTS	4		Neal Quinn vs UNLV (N) (11/21/2023)
	4		Neal Quinn at Boston College (11/15/2023)
TURNOVERS	5		Jordan King at UNI (12/06/2023)
	4		Delonnie Hunt vs George Washington (01/24/2024)
	4		Neal Quinn at Loyola Chicago (01/09/2024)
	4		Neal Quinn at UNI (12/06/2023)
	4		Neal Quinn vs Colorado (N) (11/20/2023)
FOULS	5		Neal Quinn vs Dayton (01/27/2024)
	5		Mikkel Tyne vs Colorado (N) (11/20/2023)
	5		Isaiah Bigelow at Boston College (11/15/2023)





CHRIS MOONEY

HEAD COACH

19th SEASON

PRINCETON, 1994

In his first 18 seasons at Richmond, Chris Mooney has led the Spiders to their only two Atlantic 10 championships, three NCAA Tournaments, seven 20-win seasons, and nine postseason appearances while amassing 325 wins, more than any other coach in program history.

Mooney ranks among the longest-tenured and most successful coaches in Atlantic 10 history. This is Mooney's 19th season with the Spiders, giving him the third-longest tenure by a coach at a single school in conference history (John Chaney - 24 seasons at Temple; Phil Martelli - 24 seasons at Saint Joseph's). Mooney is one of 11 coaches to ever win multiple A-10 titles, and only four coaches have won more A-10 championships than Mooney's two: John Chaney (6), John Calipari (5), Phil Martelli (3), and Fran Dunphy (3).

Mooney's season ended prematurely in 2022-23, when on February 17 he announced that he was stepping away from the program to have heart surgery. At the time of his announcement, the Spiders were 13-14 overall, with wins over NCAA Tournament teams Drake and FDU, and 6-8 in the Atlantic 10. Mooney underwent a successful procedure to remove an aortic aneurysm at the University of Virginia Medical Center on February 28 and was back in the office in April.

In 2021-22, Mooney and the Spiders captured the second A-10 title in program history and upset Big Ten champion Iowa in the First Round of the NCAA Tournament. Richmond won four games in four days to win the Atlantic 10, opening with a win against 11-seed Rhode Island and then defeating 3-seed VCU, 2-seed Dayton, and 1-seed Davidson. The Spiders overcame 15-point deficits against URI and Dayton, two of UR's six comeback wins of 14 or more points during the season, and defeated Davidson 64-62 in the A-10 final after trailing by six points with 90 seconds remaining. Richmond earned a 12 seed in the Midwest Region of the NCAA Tournament and a match up with Big Ten champion Iowa, a 5 seed, in the First Round. Days after being named Most Outstanding Player of the A-10 Tournament, Jacob Gilyard led all players with 24 points and six assists and Nathan Cayo recorded a pair of 'And-1's' in the final 90 seconds to lead UR to a 67-63 win and secure the sixth trip to the Second Round of the NCAA Tournament in program history. Richmond finished 24-13, the fourth-most wins ever by a Spiders team, and Mooney was named UR's Coach of the Year by the school's Student-Athlete Advisory Council (SAAC). After setting the NCAA Division I career steals record in December, Gilyard was a semifinalist for the Naismith National Defensive Player of the Year, a Lefty Driesell Defensive All-American, and the Virginia State Defensive Player of the Year. In April, he won the Senior CLASS Award as the top senior or graduate student-athlete in NCAA Division I Men's Basketball. Gilyard also earned A-10 All-Conference honors for a fourth straight season. Tyler Burton led Richmond in scoring and rebounding and was named Second Team All-Atlantic 10 by the conference and First Team All-Atlantic 10 by the NABC. Grant Golden was named to the A-10 All-Tournament Team and finished his Spiders career with the second-most points (2,246), third-most rebounds (1,015), and fourth-most assists (476) in Spiders history.

Mooney and the Spiders posted a 14-9 record in the COVID-shortened 2020-21 season and advanced to the quarterfinals of the NIT. In November, the Spiders beat 10th-ranked Kentucky for the program's first road win ever vs a team in the top 10 of the Associated Press Poll. UR rose as high as 19th in the AP Top 25 during its 4-0 start, the best ranking for the Spiders since December 1957. Richmond earned a 2-seed in the NIT and defeated MAC regular-season champion Toledo in the First Round despite playing without its two leading scorers, Blake Francis and Grant Golden, who were sidelined with injuries. Jacob Gilyard broke Richmond's career assists record while leading the nation in steals for a second straight season and being named a Lefty Driesell Defensive All-American. Tyler Burton earned the A-10's Chris Daniels Award, given to the conference's most improved player. He was one of four Spiders to earn A-10 honors, as Francis, Gilyard, and Golden landed on the league's All-Conference teams for a second straight season.

In 2019-20, Mooney led Richmond to one of the best regular seasons in program history and was on the verge of taking the Spiders to the NCAA Tournament when the postseason was canceled due to COVID-19. The Spiders went 24-7, tying the school record for regular-season wins, and posted three wins over power-conference opponents, including a victory over eventual Big Ten champion Wisconsin in the Legends Classic. Richmond went 14-4 in conference play, a program record for conference wins in a season, and finished second in the Atlantic 10, the highest regular-season finish for UR since joining the conference in 2001. Mooney's Spiders relied on a starting lineup comprised entirely of juniors, three of whom -- Jacob Gilyard, Blake Francis, and Grant Golden -- earned All-Atlantic 10 honors following the season. Gilyard was also named A-10 Defensive Player of the Year and was a semifinalist for the Naismith National Defensive Player of the Year Award after leading D-I with 99 steals. The Spiders received votes in the AP Top 25 six times, including a season-high six in the final poll of the season.

2009-10 and 2010-11 are remembered as two of the top seasons in Mooney's coaching career and in Spider Basketball history. In 2011, Richmond defeated Dayton in the A-10 championship game to earn Mooney's first conference championship, the Spiders first title since Richmond joined the Atlantic 10 in 2001. The Spiders would go on to the second Sweet 16 in program history by downing Vanderbilt and Morehead State in the NCAA Denver Subregional. Richmond finished 29-8, set a school record for wins, and finished 21st in the coaches poll.

In 2010, Richmond earned its first NCAA at-large bid since 2004, garnering a seven seed before falling in the first round of the tournament. Mooney was named the 2010 Sporting News Atlantic 10 Coach of the Year, and was a finalist for the 2010 Jim Phelan National Coach of the Year award. The Spiders finished the season ranked 24th in the final AP Top 25.

Mooney previously coached at Air Force for five seasons: three as an assistant, one as an associate head coach and his final season as head coach. In 2004-05, Mooney led the Falcons to an 18-12 record and votes in the national polls. His 18 victories were the most by a first-year head coach at Air Force.

Mooney began coaching at the high school level, taking a job at Lansdale Catholic High School in Lansdale, Pa., in 1994. His first college coaching experience came at Division III Beaver College, now known as Arcadia University. He spent two seasons there from 1998-2000. While at Beaver College, Mooney only coached part-time, spending much of his time as an event coordinator. He helped plan weddings and events while also serving as the team manager. Mooney is married to the former Lia Chomat, a Princeton graduate who also has a doctorate in psychology from Penn. The couple has two sons, Danny and Ryan.

COACHING HONORS

2022 Richmond Athletics Coach of the Year
2010 Sporting News Atlantic 10 Coach of the Year
2010 Jim Phelan National Coach of the Year Finalist

POSTSEASON ACCOMPLISHMENTS

2022 NCAA Second Round
2022 Atlantic 10 Champions
2021 NIT Quarterfinals
2017 NIT Quarterfinals
2015 NIT Quarterfinals
2013 CBI Quarterfinals
2011 NCAA Sweet 16
2011 Atlantic 10 Champions
2010 NCAA First Round
2009 CBI Semifinals
2008 CBI First Round

AS A D-I HEAD COACH

YEAR	SCHOOL	RECORD	CONF.	FINISH
2023-24	Richmond	16-6	8-1	--
2022-23	Richmond*	13-14	6-8	n/a
2021-22	Richmond	24-13	10-8	6th
2020-21	Richmond	14-9	6-5	8th
2019-20	Richmond	24-7	14-4	2nd
2018-19	Richmond	13-20	6-12	t-10th
2017-18	Richmond	12-20	9-9	t-5th
2016-17	Richmond	22-13	13-5	t-3rd
2015-16	Richmond	16-16	7-11	9th
2014-15	Richmond	21-14	12-4	4th
2013-14	Richmond	19-14	8-8	7th
2012-13	Richmond	19-15	8-8	t-8th
2011-12	Richmond	16-16	7-9	t-9th
2010-11	Richmond	29-8	13-3	3rd
2009-10	Richmond	26-9	13-3	3rd
2008-09	Richmond	20-16	9-7	t-5th
2007-08	Richmond	16-15	9-7	t-4th
2006-07	Richmond	8-22	4-12	t-12th
2005-06	Richmond	13-17	6-10	t-11th
2004-05	Air Force	18-12	9-5	3rd
Richmond (2005-pres.)		341-264 (.564)	168-136 (.553)	
Air Force (2004-05)		18-12 (.600)	9-5 (.643)	
Career Record (D-I only)		359-276 (.565)	177-141 (.557)	

* Left team on Feb. 17 to undergo heart surgery

Head Coach, Richmond, 2005-present

Head Coach, Air Force, 2004-05

Associate Head Coach, Air Force, 2003-04

Assistant Coach, Air Force, 2000-03

Head Coach, Arcadia University (Div III), 1997-00

AS A PLAYER

A 1994 graduate with a B.A. in English, Mooney led Princeton to two Ivy League titles. The four-year letterwinner amassed 1,071 points and started all 107 games in his career.





#1 TREVOR SMITH
G | FR | 6'0" | 165
NEWPORT NEWS, VA
WOODSIDE

HIGH SCHOOL

- 2023 Class 5 State Player of the Year in Virginia
- Led Woodside to 2023 Class 5 state championship, its first since 2005
- Scored game-high 17 points in 2023 Class 5 State Championship Final vs Patrick Henry
- 2023 All-Tidewater Basketball Player of the Year
- No. 5 recruit in Virginia, No. 30 point guard in Class of 2023 via 247sports.com
- Committed to Spiders in April 2022 after receiving several D-I offers, including Florida and Georgetown

PERSONAL

- Father Tim is the all-time leading scorer at East Tennessee State University, totaling 2,300 points for the Buccaneers during his career ... He was named the 2006 Atlantic Sun Player of the Year in ETSU's first season in the conference after earning First Team All-Southern Conference honors in 2004 and 2005.
- Born on April 25, 2004

CAREER HIGHS

Statistic	Value	
Points	2	vs Lafayette 12/30/23
Rebounds	2	vs VMI 11/06/23, vs Lafayette 12/30/23
Steals	2	vs VMI 11/06/23
FG Attempts	2	vs VMI 11/06/23, vs Queens (NC) 11/25/23
3FG Attempts	2	vs VMI 11/06/23
FT Made	2	vs Lafayette 12/30/23
FT Attempts	4	vs Lafayette 12/30/23

CAREER STATS

				Field Goals		3-Point		F-Throws		Rebounds								Scoring		
SEASON	TEAM	GP-GS	MIN/AVG	FG-FGA	FG%	3FG-3FGA	3FG%	FT-FTA	FT%	OFF	DEF	TOT	AVG	PF-FO	A	TO	BLK	STL	PTS	AVG
2023-24	UR	5-0	29/5.8	0-5	.000	0-4	.000	2-4	.500	0	6	6	1.2	3-0	0	2	0	2	2	0.4
TOTAL		5-0	29/5.8	0-5	.000	0-4	.000	2-4	.500	0	6	6	1.2	3-0	0	2	0	2	2	0.4

GAMELOGS

Opponent	Date	GS	MIN	Total		3-Pointers		Free throws		Rebounds										
				FG-FGA	PCT	3FG-3FGA	PCT	FT-FTA	PCT	OFF	DEF	TOT	AVG	PF	A	TO	BLK	STL	PTS	AVG
VMI	11/06/2023		06:55	0-2	.000	0-2	.000	0-0	.000	0	2	2	2.0	3	0	1	0	2	0	0.0
Siena	11/11/2023		07:33	0-0	.000	0-0	.000	0-0	.000	0	1	1	1.5	0	0	0	0	0	0	0.0
Queens (NC)	11/25/2023		03:28	0-2	.000	0-1	.000	0-0	.000	0	0	0	1.0	0	0	0	0	0	0	0.0
William & Mary	12/02/2023		03:32	0-0	.000	0-0	.000	0-0	.000	0	1	1	1.0	0	0	0	0	0	0	0.0
Lafayette	12/30/2023		07:45	0-1	.000	0-1	.000	2-4	.500	0	2	2	1.2	0	0	1	0	0	2	0.4
Totals		0	29:13	0-5	.000	0-4	.000	2-4	.500	0	6	6	1.2	3	0	2	0	2	2	0.4





#2 JORDAN KING
G | GR | 6'0" | 175
ALBANY, NY
CHRISTIAN BROTHERS
SIENA/ETSU

FULL KING BIO



GRAD STUDENT (2023-24)

- 29 points at Fordham were 13 more than any other player in game ... Became first player to have at least 25 points and shoot 80 percent from the field in A-10 this season (8-10 FG, 4-4 3-pt FG)
- Named A-10 Player of the Week on Jan. 29 (24.5 PPG in wins vs GW, Dayton)
- Scored 15 of his team-high 17 points in 2nd half in win vs #16 Dayton on Jan. 27
- Scored 32 points vs GW on Jan. 24,

including 23 during 14-minute stretch when UR turned 12-point deficit into 12-point lead

- Scored 13 of UR's final 16 points, including all 7 in OT, at Davidson on Jan. 20
- Named A-10 Co-Player of the Week on Jan. 15 (23.5 PPG, 11-14 3pt FG in wins vs GMU and Loyola)
- Scored 23 of his game-high 31 points in 1st half vs George Mason on Jan. 13 ... Added a game-high 5 steals
- Shot 5-6 from three at Loyola on Jan. 9 ... Back-to-back threes put Richmond in lead with 4:53 to play
- Scored all 20 of his points in 2nd half at UNI on Dec. 6
- Led all players with 29 points vs William & Mary ... Scored 12 points in 3:15 during a 23-2 UR run in 1st half
- Led all players with 24 points vs Queens ... Shot 10-19 from the field, matching a career high for FG attempts
- Scored a game-high 21 points, matched a career high with 6 assists vs UNLV ... Named to Sunshine Slam All-Tournament Team after the game (22.0 PPG, 53% FGs, 5.0 RPG, 3.5 APG in 2 games)
- Led UR with 23 points and 6 rebounds vs #18 Colorado
- Scored all 10 of his points vs Boston College in game's first 13 minutes as UR built a 28-14 lead
- Scored 34 points in his Richmond debut vs VMI on Nov. 16, the most by a Spider in a season opener since 1983 (John Newman - 35) ... Scored 27 points in 1st half, the most by a Spider in a half since Jacob Gilyard scored 27 in the 2nd half vs IUPUI on Nov. 16, 2018
- Committed to Richmond in April, the first member of UR's 2023 transfer class

SENIOR (2022-23 • ETSU)

- Third Team All-Southern Conference selection
- Led ETSU with 15.6 points per game (sixth in Southern Conference)
- Team leader in mins per game (35.9, second in SoCon) and assists per game (3.1, 10th in SoCon)
- Scored a career-high 42 points at Citadel on Jan. 11 (tied for third most in game in ETSU history)

CAREER HIGHS

Statistic	Value	
Points	42	at The Citadel 01/11/23
Rebounds	7	5 times
Assists	6	5 times
Steals	7	at The Citadel 01/11/23
Blocks	1	8 times
FG Made	14	at The Citadel 01/11/23
FG Attempts	19	7 times
3FG Made	8	at The Citadel 01/11/23
3FG Attempts	12	5 times
FT Made	10	at Western Caro. 02/15/23
FT Attempts	12	vs Little Rock 11/17/22

CAREER STATS

SEASON	TEAM	GP-GS	MIN/AVG	FG-FGA	FG%	3FG-3FGA	3FG%	FT-FTA	FT%	OFF	DEF	TOT	AVG	PF-FO	A	TO	BLK	STL	PTS	AVG
2019-20	Siena	30-2	539/18.0	48-138	.348	34-92	.370	11-12	.917	8	30	38	1.3	44-1	21	21	1	14	141	4.7
2020-21	Siena	17-17	573/33.7	64-155	.413	31-90	.344	48-58	.828	1	27	28	1.6	22-0	33	34	1	14	207	12.2
2021-22	ETSU	32-31	1047/32.7	163-362	.450	97-226	.429	43-56	.768	12	93	105	3.3	45-0	73	63	2	24	466	14.6
2022-23	ETSU	32-31	1149/35.9	174-436	.399	69-219	.315	81-95	.853	11	104	115	3.6	51-0	100	76	3	34	498	15.6
2023-24	UR	22-22	763/34.7	147-304	.484	55-128	.430	71-87	.816	12	78	90	4.1	36-0	50	37	1	29	420	19.1
TOTAL FOR UR		22-22	763/34.7	147-304	.484	55-128	.430	71-87	.816	12	78	90	4.1	36-0	50	37	1	29	420	19.1
TOTAL		133-103	4070/30.6	596-1395	.427	286-755	.379	254-308	.825	44	332	376	2.8	198-1	277	231	8	115	1732	13.0

GAMELOGS

Opponent	Date	GS	MIN	Total		3-Pointers		Free throws		Rebounds				PF	A	TO	BLK	STL	PTS	AVG	
				FG-FGA	PCT	3FG-3FGA	PCT	FT-FTA	PCT	OFF	DEF	TOT	AVG								
VMI	11/06/2023	*	24:24	11-18	.611	6-12	.500	6-6	1.000	2	3	5	5.0	1	1	1	0	1	34	34.0	
Siena	11/11/2023	*	19:21	4-7	.571	2-3	.667	0-0	.000	1	0	1	3.0	2	4	1	0	4	10	22.0	
at Boston College	11/15/2023	*	38:10	3-11	.273	1-2	.500	3-4	.750	2	4	6	4.0	1	3	0	0	1	10	18.0	
vs Colorado	11/20/2023	*	37:37	8-16	.500	1-6	.167	6-7	.857	1	5	6	4.5	2	1	2	0	1	23	19.3	
vs UNLV	11/21/2023	*	32:13	8-14	.571	4-5	.800	1-2	.500	1	3	4	4.4	3	6	2	1	0	21	19.6	
Queens (NC)	11/25/2023	*	29:30	10-19	.526	3-8	.375	1-1	1.000	0	2	2	4.0	1	2	0	0	2	24	20.3	
at Wichita St.	11/29/2023	*	40:00	7-17	.412	3-6	.500	0-0	.000	1	2	3	3.9	1	0	2	0	0	17	19.9	
William & Mary	12/02/2023	*	34:18	11-15	.733	5-8	.625	2-3	.667	1	5	6	4.1	3	1	2	0	0	29	21.0	
at UNI	12/06/2023	*	38:11	6-17	.353	0-5	.000	8-8	1.000	0	4	4	4.1	2	1	5	0	1	20	20.9	
vs Florida	12/09/2023	*	39:18	6-15	.400	0-4	.000	2-3	.667	1	5	6	4.3	2	6	2	0	2	14	20.2	
Charlotte	12/16/2023	*	35:17	5-12	.417	1-4	.250	3-4	.750	0	4	4	4.3	4	1	2	0	1	14	19.6	
Buffalo	12/21/2023	*	35:59	4-10	.400	2-5	.400	0-0	.000	0	6	6	4.4	0	3	3	0	0	10	18.8	
Lafayette	12/30/2023	*	31:55	2-9	.222	1-7	.143	0-0	.000	0	7	7	4.6	0	5	3	0	0	5	17.8	
St. Bonaventure	01/06/2024	*	38:39	6-15	.400	2-8	.250	4-4	1.000	0	3	3	4.5	1	3	1	0	2	18	17.8	
at Loyola Chicago	01/09/2024	*	35:39	5-13	.385	5-6	.833	1-1	1.000	0	5	5	4.5	0	2	3	0	1	16	17.7	
George Mason	01/13/2024	*	35:13	11-15	.733	6-8	.750	3-4	.750	0	5	5	4.6	2	1	1	0	5	31	18.5	
at Duquesne	01/16/2024	*	36:04	5-11	.455	0-4	.000	0-2	.000	0	1	1	4.4	0	1	2	0	1	10	18.0	
at Davidson	01/20/2024	*	36:03	8-18	.444	3-8	.375	5-6	.833	0	2	2	4.2	3	2	1	0	1	24	18.3	
George Washington	01/24/2024	*	37:43	11-19	.579	4-6	.667	6-7	.857	2	3	5	4.3	2	3	0	0	1	32	19.1	
Dayton	01/27/2024	*	38:46	5-14	.357	1-4	.250	6-8	.750	0	4	4	4.3	2	1	1	0	1	17	19.0	
at Fordham	01/31/2024	*	34:16	8-10	.800	4-4	1.000	9-10	.900	0	3	3	4.2	0	2	2	0	2	29	19.4	
at VCU	02/03/2024	*	34:13	3-9	.333	1-5	.200	5-7	.714	0	2	2	4.1	4	1	1	0	2	12	19.1	
Totals			22	762:50	147-304	.484	55-128	.430	71-87	.816	12	78	90	4.1	36	50	37	1	29	420	19.1





#3 DELONNIE HUNT G | SR | 6'0" | 175 UPPER MARLBORO, MD ROCK CREEK CHRISTIAN WAGNER

CAREER HIGHS

Statistic	Value	
Points	24	vs Saint Francis (PA) 03/02/22
Rebounds	8	at Delaware St. 12/20/22
Assists	7	at FDU 02/13/21, at La Salle 11/12/22, at LIU 12/29/22
Steals	4	4 times
Blocks	2	vs Sacred Heart 12/22/20
FG Made	9	vs Saint Francis (PA) 03/02/22
FG Attempts	18	at Temple 11/07/22
3FG Made	4	4 times
3FG Attempts	10	vs LIU 01/14/21
FT Made	7	vs Stonehill 02/23/23
FT Attempts	8	vs Stonehill 02/23/23

CAREER STATS

				Field Goals		3-Point		F-Throws		Rebounds								Scoring		
SEASON	TEAM	GP-GS	MIN/AVG	FG-FGA	FG%	3FG-3FGA	3FG%	FT-FTA	FT%	OFF	DEF	TOT	AVG	PF-FO	A	TO	BLK	STL	PTS	AVG
2020-21	WC	20-20	683/34.1	77-204	.377	28-80	.350	30-46	.652	21	50	71	3.6	47-0	53	25	5	18	212	10.6
2021-22	WC	25-24	776/31.0	76-181	.420	26-84	.310	32-43	.744	26	42	68	2.7	53-1	65	26	0	27	210	8.4
2022-23	WC	28-28	885/31.6	108-296	.365	31-108	.287	63-86	.733	27	62	89	3.2	53-0	76	42	0	33	310	11.1
2023-24	UR	12-11	369/30.8	39-89	.438	10-27	.370	22-29	.759	3	35	38	3.2	22-0	24	10	1	16	110	9.2
TOTAL FOR UR		12-11	369/30.8	39-89	.438	10-27	.370	22-29	.759	3	35	38	3.2	22-0	24	10	1	16	110	9.2
TOTAL		85-83	2712/31.9	300-770	.390	95-299	.318	147-204	.721	77	189	266	3.1	175-1	218	103	6	94	842	9.9

GAMELOGS

Opponent	Date	GS	MIN	Total		3-Pointers		Free throws		Rebounds				PF	A	TO	BLK	STL	PTS	AVG	
				FG-FGA	PCT	3FG-3FGA	PCT	FT-FTA	PCT	OFF	DEF	TOT	AVG								
VMI	11/06/2023	*	30:08	5-11	.455	1-5	.200	4-7	.571	1	1	2	2.0	0	4	0	0	2	15	15.0	
Siena	11/11/2023	*	29:33	4-8	.500	1-1	1.000	2-2	1.000	0	2	2	2.0	3	4	1	0	0	11	13.0	
at Boston College	11/15/2023	*	36:05	3-9	.333	1-3	.333	0-0	.000	0	4	4	2.7	1	0	1	1	1	7	11.0	
vs Colorado	11/20/2023	*	17:42	1-4	.250	0-1	.000	2-2	1.000	0	2	2	2.5	0	0	0	0	0	4	9.3	
at Loyola Chicago	01/09/2024		19:11	3-7	.429	0-1	.000	0-1	.000	0	1	1	2.2	3	1	0	0	0	6	8.6	
George Mason	01/13/2024	*	31:12	3-6	.500	1-1	1.000	4-4	1.000	1	2	3	2.3	1	0	1	0	1	11	9.0	
at Duquesne	01/16/2024	*	32:18	1-6	.167	0-1	.000	1-2	.500	1	2	3	2.4	3	4	1	0	1	3	8.1	
at Davidson	01/20/2024	*	41:12	2-6	.333	1-2	.500	2-2	1.000	0	7	7	3.0	4	4	2	0	4	7	8.0	
George Washington	01/24/2024	*	31:31	4-7	.571	2-3	.667	2-3	.667	0	5	5	3.2	1	3	4	0	4	12	8.4	
Dayton	01/27/2024	*	33:43	3-6	.500	1-2	.500	3-3	1.000	0	4	4	3.3	0	1	0	0	0	10	8.6	
at Fordham	01/31/2024	*	29:23	5-7	.714	2-3	.667	0-0	.000	0	2	2	3.2	2	1	0	0	1	12	8.9	
at VCU	02/03/2024	*	37:22	5-12	.417	0-4	.000	2-3	.667	0	3	3	3.2	4	2	0	0	2	12	9.2	
Totals			11	369:19	39-89	.438	10-27	.370	22-29	.759	3	35	38	3.2	22	24	10	1	16	110	9.2

JUNIOR (2022-23 • WAGNER)

- Third Team All-NEC selection
- Led Wagner with 11.1 points and 31.6 minutes per game
- 2.7 assists per game ranked second on team (13th in NEC)

SOPHOMORE (2021-22)

- Averaged 8.4 points and 2.6 assists per game
- Helped Wagner to a 21-6 record, including a 13-3 mark in the NEC

FRESHMAN (2020-21)

- NEC Rookie of the Year
- Started all 20 games, averaging 10.6 points per game
- Wagner went 13-5 in conference play, winning the NEC regular-season championship

HIGH SCHOOL

- Led Rock Creek Christian Academy to 2020 Maryland Private School state championship
- Named Fourth-Team All-Met by The Washington Post in 2020

PERSONAL

- Nickname is D-Low
- Born on October 26, 2001





#4 DJI BAILEY
G | SR | 6'5" | 195
WILSON, NC
GREENFIELD SCHOOL

FULL BAILEY BIO



SENIOR (2023-24)

- Matched career high with 14 points at Fordham on Jan. 31 ... 6-6 on 2-pt FG
- Scored 11 of his 12 points in 2nd half in win vs #16 Dayton on Jan. 27
- Held GW's James Bishop to 4-18 FG on Jan. 24
- Made game-winning basket at Duquesne on Jan. 16, a driving layup with 13 seconds to play ... matched a career-high with 8 rebounds
- Made his first start of the season vs Florida on Dec. 9 ... Registered a career-high six steals, the most by a Spider since NCAA all-time steals leader Jacob Gilyard had 6 vs URI in 2022 A-10 Tournament
- Led UR in rebounds (8) and assists (5) at Wichita State
- Shifted to backcourt from wing vs UNLV with DeLonnie Hunt sidelined by injury ... Registered a career-best and team-high 7 assists and no turnovers
- Led Richmond's bench with 11 points vs #18 Colorado ... reverse layup gave UR a 42-40 lead midway through 2nd half
- Scored a career-high 14 points on 6-7 shooting vs Siena on Nov. 11 to lead UR's bench
- Led UR with a career-high 3 steals vs VMI on Nov. 6

JUNIOR (2022-23)

- Appeared in 20 games with seven starts (sixth most starts of any Spider)
- Averaged 3.0 points, 2.0 rebounds, and 1.2 assists in 14.4 minutes per game
- Made first career start vs St. Bonaventure on February 1
- 40.0 three-point FG percentage tied for best on team (minimum 10 attempts)
- Broke a bone in his left hand on December 15 and missed the next eight games
- Suffered a bruised left knee on February 27 and missed the remainder of the season (four games)

SOPHOMORE (2021-22)

- Appeared in 16 games, averaging 1.9 points, 0.7 rebounds, and 0.4 steals in 7.8 minutes per game
- Shot 12-20 from the field, the highest FG pct on the team (.600)
- Ranked second on team in steals per 40 minutes (1.9)
- Scored a career-high 10 points vs Mississippi State at the Bahamas Championships
- Injured his ankle on January 13 and played in only two more games, registering seven minutes vs Dayton on March 1 and one minute vs Providence on March 19

CAREER HIGHS

Statistic	Value	
Points	14	vs Siena 11/11/23, at Fordham 01/31/24
Rebounds	8	vs VMI 11/07/22, at Wichita St. 11/29/23, at Duquesne 01/16/24
Assists	7	vs UNLV 11/21/23
Steals	6	vs Florida 12/09/23
Blocks	2	vs William & Mary 12/02/23
FG Made	6	vs Siena 11/11/23, vs Buffalo 12/21/23, at Fordham 01/31/24
FG Attempts	9	vs Buffalo 12/21/23, at Fordham 01/31/24
3FG Made	2	4 times
3FG Attempts	3	5 times
FT Made	4	vs St. Bonaventure 01/06/24, at Davidson 01/20/24, at VCU 02/03/24
FT Attempts	9	vs St. Bonaventure 01/06/24

CAREER STATS

					Field Goals		3-Point		F-Throws		Rebounds									Scoring	
SEASON	TEAM	GP-GS	MIN	AVG	FG-FGA	FG%	3FG-3FGA	3FG%	FT-FTA	FT%	OFF	DEF	TOT	AVG	PF-FO	A	TO	BLK	STL	PTS	AVG
2020-21	UR	9-0	68	7.6	7-12	.583	0-4	.000	2-4	.500	2	10	12	1.3	8-0	1	5	0	5	16	1.8
2021-22	UR	16-0	125	7.8	12-20	.600	0-5	.000	6-10	.600	4	7	11	0.7	11-0	4	7	1	6	30	1.9
2022-23	UR	20-7	287	14.4	22-52	.423	6-15	.400	10-15	.667	15	24	39	2.0	34-1	23	25	1	12	60	3.0
2023-24	UR	22-13	643	29.2	81-135	.600	9-28	.321	37-68	.544	13	74	87	4.0	35-0	49	23	5	40	208	9.5
TOTAL		67-20	1123	16.8	122-219	.557	15-52	.288	55-97	.567	34	115	149	2.2	88-1	77	60	7	63	314	4.7

GAMELOGS

Opponent	Date	GS	MIN	Total		3-Pointers		Free throws		Rebounds				PF	A	TO	BLK	STL	PTS	AVG
				FG-FGA	PCT	3FG-3FGA	PCT	FT-FTA	PCT	OFF	DEF	TOT	AVG							
VMI	11/06/2023		18:56	2-4	.500	0-0	.000	3-5	.600	3	2	5	5.0	1	1	0	0	3	7	7.0
Siena	11/11/2023		17:38	6-7	.857	2-2	1.000	0-2	.000	0	3	3	4.0	0	1	0	0	1	14	10.5
at Boston College	11/15/2023		25:57	3-4	.750	0-1	.000	2-2	1.000	0	2	2	3.3	1	1	0	0	1	8	9.7
vs Colorado	11/20/2023		26:37	5-6	.833	1-1	1.000	0-0	.000	0	0	0	2.5	2	1	3	0	1	11	10.0
vs UNLV	11/21/2023		27:15	1-3	.333	0-0	.000	2-4	.500	0	0	0	2.0	1	7	0	0	3	4	8.8
Queens (NC)	11/25/2023		25:00	4-8	.500	0-2	.000	0-0	.000	0	5	5	2.5	2	1	1	0	1	8	8.7
at Wichita St.	11/29/2023		32:04	3-5	.600	0-0	.000	1-3	.333	1	7	8	3.3	1	5	2	0	0	7	8.4
William & Mary	12/02/2023		21:51	5-7	.714	0-0	.000	2-3	.667	0	4	4	3.4	2	0	0	2	1	12	8.9
at UNI	12/06/2023		26:54	3-5	.600	0-0	.000	0-1	.000	1	4	5	3.6	0	3	0	0	2	6	8.6
vs Florida	12/09/2023	*	30:48	1-4	.250	0-1	.000	2-5	.400	1	4	5	3.7	3	0	0	0	6	4	8.1
Charlotte	12/16/2023	*	33:10	5-7	.714	0-1	.000	2-4	.500	1	2	3	3.6	3	3	0	0	4	12	8.5
Buffalo	12/21/2023	*	35:01	6-9	.667	0-2	.000	1-2	.500	0	5	5	3.8	2	4	2	0	1	13	8.8
Lafayette	12/30/2023	*	28:06	5-8	.625	0-1	.000	0-2	.000	0	6	6	3.9	4	2	3	1	1	10	8.9
St. Bonaventure	01/06/2024	*	33:17	4-8	.500	1-3	.333	4-9	.444	1	3	4	3.9	0	3	2	0	2	13	9.2
at Loyola Chicago	01/09/2024	*	29:42	4-5	.800	2-3	.667	0-0	.000	0	2	2	3.8	2	2	3	1	2	10	9.3
George Mason	01/13/2024	*	24:38	2-4	.500	0-1	.000	3-4	.750	1	1	2	3.7	3	2	2	0	1	7	9.1
at Duquesne	01/16/2024	*	31:49	4-5	.800	2-2	1.000	2-2	1.000	2	6	8	3.9	2	4	2	1	2	12	9.3
at Davidson	01/20/2024	*	39:21	3-8	.375	0-1	.000	4-4	1.000	0	5	5	4.0	1	1	0	0	3	10	9.3
George Washington	01/24/2024	*	31:58	1-6	.167	1-3	.333	1-3	.333	1	2	3	3.9	0	1	0	0	0	4	9.1
Dayton	01/27/2024	*	32:45	5-8	.625	0-1	.000	2-5	.400	1	4	5	4.0	2	2	0	0	2	12	9.2
at Fordham	01/31/2024	*	33:16	6-9	.667	0-3	.000	2-4	.500	0	1	1	3.9	1	3	1	0	1	14	9.4
at VCU	02/03/2024	*	36:50	3-5	.600	0-0	.000	4-4	1.000	0	6	6	4.0	2	2	2	0	2	10	9.5
Totals			13	642:52	81-135 .600	9-28 .321	37-68 .544	13	74	87	4.0	35	49	23	5	40	208	9.5		





#5 COLLIN TANNER
G | FR | 6'6" | 195
CREEDMOOR, NC
COMBINE ACADEMY

HIGH SCHOOL

- Finished his prep career at Combine Academy in Lincolnton, N.C.
- Helped Combine Academy to a 35-7 record and Phenom Hoop State Championship in 2022-23
- Averaged 22 points and eight rebounds per game at Wayne Country Day School in 2021-22

- Led Wayne Country to a 25-8 record and berth in the NCISAA 2A semifinals in 2021-22
- No. 2 North Carolina recruit in Class of 2023, according to HoopSeen

PERSONAL

- Born on July 1, 2004

CAREER HIGHS

Statistic	Value	
Points	2	vs Siena 11/11/23, vs Lafayette 12/30/23
Rebounds	2	vs VMI 11/06/23
Steals	1	vs VMI 11/06/23, vs Siena 11/11/23
FG Made	1	vs Siena 11/11/23, vs Lafayette 12/30/23
FG Attempts	2	vs VMI 11/06/23, vs Lafayette 12/30/23
3FG Attempts	1	vs VMI 11/06/23

CAREER STATS

				Field Goals		3-Point		F-Throws		Rebounds									Scoring		
SEASON	TEAM	GP-GS	MIN/AVG	FG-FGA	FG%	3FG-3FGA	3FG%	FT-FTA	FT%	OFF	DEF	TOT	AVG	PF	FO	A	TO	BLK	STL	PTS	AVG
2023-24	UR	5-0	23/4.7	2-6	.333	0-1	.000	0-0	.000	2	1	3	0.6	3-0	0	0	0	2		4	0.8
TOTAL		5-0	23/4.7	2-6	.333	0-1	.000	0-0	.000	2	1	3	0.6	3-0	0	0	0	2		4	0.8

GAMELOGS

Opponent	Date	GS	MIN	Total		3-Pointers		Free throws		Rebounds				PF	A	TO	BLK	STL	PTS	AVG
				FG-FGA	PCT	3FG-3FGA	PCT	FT-FTA	PCT	OFF	DEF	TOT	AVG							
VMI	11/06/2023		06:34	0-2	.000	0-1	.000	0-0	.000	1	1	2	2.0	1	0	0	0	1	0	0.0
Siena	11/11/2023		03:56	1-1	1.000	0-0	.000	0-0	.000	0	0	0	1.0	1	0	0	0	1	2	1.0
Queens (NC)	11/25/2023		03:28	0-1	.000	0-0	.000	0-0	.000	0	0	0	0.7	0	0	0	0	0	0	0.7
William & Mary	12/02/2023		02:12	0-0	.000	0-0	.000	0-0	.000	0	0	0	0.5	0	0	0	0	0	0	0.5
Lafayette	12/30/2023		07:13	1-2	.500	0-0	.000	0-0	.000	1	0	1	0.6	1	0	0	0	0	2	0.8
Totals		0	23:23	2-6	.333	0-1	.000	0-0	.000	2	1	3	0.6	3	0	0	0	2	4	0.8





#9 TYLER HARRIS
F | GR | 6'7" | 205
CHARLOTTE, NC
INDEPENDENCE HIGH
WESTERN CAROLINA

GRAD STUDENT (2023-24)

- Charlotte-native matched a season high with 6 points on a pair of three-pointers at Davidson on Jan. 20 in front of family and friends
- Signed with Richmond in June, the third and final member of UR's transfer class of 2023

SENIOR (2022-23 • WESTERN CAROLINA)

- Appeared in all 34 games with 22 starts
- Averaged 5.1 points and 2.5 rebounds per game
- Second on team with 0.6 blocks per game, fourth with 0.6 steals per game
- Turnover rate of 11.3 percent was fourth-lowest in Southern Conference, via KenPom
- WCU finished 18-16 (program's first winning season since 2019-20)

JUNIOR (2021-22 • WESTERN CAROLINA)

- Appeared in 30 games with 29 starts
- Averaged a career-high 7.2 points per game

SOPHOMORE (2020-21 • WESTERN CAROLINA)

- Appeared in all 27 games with 20 starts
- Averaged 6.3 points and 4.6 rebounds per game (career high)

FRESHMAN (2019-20 • WESTERN CAROLINA)

- Appeared in all 31 games with six starts
- Averaged 4.3 points and 2.6 rebounds per game

HIGH SCHOOL

- Led Independence High to a Southwestern Conference title in 2019
- Helped Independence reach 4th Round of the NCHSAA 4A Men's Basketball Championship in 2019
- Began prep career at Northside Christian

PERSONAL

- Born on August 17, 2001

CAREER HIGHS

Statistic	Value	
Points	19	at N.C. A&T 12/12/20
Rebounds	11	vs ETSU 01/20/21, vs The Citadel 01/05/22
Assists	4	5 times
Steals	3	at Samford 01/18/21, at Samford 01/08/22
Blocks	3	vs ETSU 01/20/21, vs Wofford 01/18/23
FG Made	7	at N.C. A&T 12/12/20
FG Attempts	11	vs The Citadel 01/05/22, vs Samford 01/29/22, at VMI 02/04/22
3FG Made	6	at VMI 02/04/22
3FG Attempts	11	at VMI 02/04/22
FT Made	6	at ETSU 01/10/22
FT Attempts	8	at Mercer 01/16/21

CAREER STATS

				Field Goals		3-Point		F-Throws		Rebounds								Scoring		
SEASON	TEAM	GP-GS	MIN/AVG	FG-FGA	FG%	3FG-3FGA	3FG%	FT-FTA	FT%	OFF	DEF	TOT	AVG	PF-FO	A	TO	BLK	STL	PTS	AVG
2019-20	WCU	31-6	511/16.5	52-110	.473	8-29	.276	22-27	.815	21	61	82	2.6	42-1	20	28	14	12	134	4.3
2020-21	WCU	27-20	664/24.6	64-146	.438	19-64	.297	22-37	.595	33	92	125	4.6	59-3	34	46	17	17	169	6.3
2021-22	WCU	30-29	899/30.0	73-192	.380	40-124	.323	29-39	.744	30	92	122	4.1	67-3	33	43	12	20	215	7.2
2022-23	WCU	34-22	895/26.3	58-170	.341	39-133	.293	17-27	.630	15	69	84	2.5	60-1	30	19	22	20	172	5.1
2023-24	UR	22-0	278/12.7	20-43	.465	7-14	.500	5-5	1.000	6	29	35	1.6	21-0	12	8	5	11	52	2.4
TOTAL FOR UR		22-0	278/12.7	20-43	.465	7-14	.500	5-5	1.000	6	29	35	1.6	21-0	12	8	5	11	52	2.4
TOTAL		144-77	3247/22.6	267-661	.404	113-364	.310	95-135	.704	105	343	448	3.1	249-8	129	144	70	80	742	5.2

GAMELOGS

Opponent	Date	GS	MIN	Total		3-Pointers		Free throws		Rebounds				PF	A	TO	BLK	STL	PTS	AVG
				FG-FGA	PCT	3FG-3FGA	PCT	FT-FTA	PCT	OFF	DEF	TOT	AVG							
VMI	11/06/2023		05:56	1-1	1.000	0-0	.000	2-2	1.000	0	1	1	1.0	1	0	0	0	0	4	4.0
Siena	11/11/2023		08:56	2-3	.667	0-1	.000	0-0	.000	1	1	2	1.5	1	1	0	0	1	4	4.0
at Boston College	11/15/2023		06:31	0-2	.000	0-0	.000	0-0	.000	0	0	0	1.0	0	0	1	0	1	0	2.7
vs Colorado	11/20/2023		17:56	1-3	.333	0-1	.000	0-0	.000	0	4	4	1.8	2	0	1	0	1	2	2.5
vs UNLV	11/21/2023		16:56	2-2	1.000	0-0	.000	0-0	.000	0	2	2	1.8	2	0	1	0	0	4	2.8
Queens (NC)	11/25/2023		13:37	1-3	.333	0-0	.000	1-1	1.000	1	2	3	2.0	0	1	0	1	2	3	2.8
at Wichita St.	11/29/2023		19:59	2-5	.400	0-0	.000	0-0	.000	1	0	1	1.9	1	2	0	0	1	4	3.0
William & Mary	12/02/2023		11:04	1-1	1.000	0-0	.000	0-0	.000	0	0	0	1.6	1	2	0	0	0	2	2.9
at UNI	12/06/2023		07:25	1-1	1.000	0-0	.000	0-0	.000	0	0	0	1.4	2	0	1	0	1	2	2.8
vs Florida	12/09/2023		07:33	0-0	.000	0-0	.000	0-0	.000	0	0	0	1.3	1	1	0	1	0	0	2.5
Charlotte	12/16/2023		17:01	1-2	.500	0-1	.000	2-2	1.000	1	2	3	1.5	0	0	0	0	0	4	2.6
Buffalo	12/21/2023		19:47	0-2	.000	0-0	.000	0-0	.000	0	2	2	1.5	0	1	0	2	0	0	2.4
Lafayette	12/30/2023		16:15	2-3	.667	2-2	1.000	0-0	.000	0	3	3	1.6	1	0	1	1	1	6	2.7
St. Bonaventure	01/06/2024		14:07	0-1	.000	0-0	.000	0-0	.000	1	1	2	1.6	2	0	0	0	1	0	2.5
at Loyola Chicago	01/09/2024		11:45	1-4	.250	1-3	.333	0-0	.000	0	2	2	1.7	0	2	0	0	0	3	2.5
George Mason	01/13/2024		12:50	1-2	.500	1-2	.500	0-0	.000	0	2	2	1.7	0	0	1	0	0	3	2.6
at Duquesne	01/16/2024		13:30	0-0	.000	0-0	.000	0-0	.000	0	3	3	1.8	0	1	0	0	0	0	2.4
at Davidson	01/20/2024		18:09	2-3	.667	2-2	1.000	0-0	.000	1	3	4	1.9	2	0	0	0	0	6	2.6
George Washington	01/24/2024		08:04	0-1	.000	0-0	.000	0-0	.000	0	1	1	1.8	0	0	0	0	1	0	2.5
Dayton	01/27/2024		09:11	1-2	.500	0-1	.000	0-0	.000	0	0	0	1.8	2	0	1	0	0	2	2.5
at Fordham	01/31/2024		16:19	1-1	1.000	1-1	1.000	0-0	.000	0	0	0	1.7	2	1	0	0	1	3	2.5
at VCU	02/03/2024		05:31	0-1	.000	0-0	.000	0-0	.000	0	0	0	1.6	1	0	1	0	0	0	2.4
Totals		0	278:22	20-43	.465	7-14	.500	5-5	1.000	6	29	35	1.6	21	12	8	5	11	52	2.4





#10 LIAM WEAVER
G | JR | 6'2" | 190
KANSAS CITY, MO
PEMBROKE HILL

JUNIOR (2023-24)

- Scored his first career points on a three-pointer from the left wing vs Queens on Nov. 25

SOPHOMORE (2022-23)

- Appeared in two games (Dec. 13 vs Fairleigh Dickinson, March 7 vs UMass)

FRESHMAN (2021-22)

- Did not appear in any games

HIGH SCHOOL

- 2021 Missouri Class 4 All-State selection
- Selected to 2021 DiRenna All-Star team as one of top players in Kansas City
- 3-time All-District selection
- Led Pembroke to 13-1 record and district championship as a senior
- 2021 McDonald's All-American nominee
- 3-year team captain at Pembroke Hill School
- 3-time All-State, 3-time All-Region, 4-time All-District soccer player at Pembroke Hill
- 2019 Missouri State Defender of the Year in soccer
- Committed to Richmond in February 2021

PERSONAL

- Son of Michelle and Tim ... Father Tim ran track at Tulsa
- Has a younger sister Elizabeth
- Won multiple academic awards at Pembroke Hill and graduated in top 10 percent of his class
- Born on August 6, 2002

CAREER HIGHS

Statistic	Value	
Points	3	vs Queens (NC) 11/25/23
FG Made	1	vs Queens (NC) 11/25/23
FG Attempts	1	vs Queens (NC) 11/25/23
3FG Made	1	vs Queens (NC) 11/25/23
3FG Attempts	1	vs Queens (NC) 11/25/23

CAREER STATS

				Field Goals		3-Point		F-Throws		Rebounds										Scoring
SEASON	TEAM	GP-GS	MIN/AVG	FG-FGA	FG%	3FG-3FGA	3FG%	FT-FTA	FT%	OFF	DEF	TOT	AVG	PF-FO	A	TO	BLK	STL	PTS	AVG
2022-23	UR	2-0	2/1.1	0-0	.000	0-0	.000	0-0	.000	0	0	0	0.0	1-0	0	0	0	0	0	0.0
2023-24	UR	3-0	5/1.8	1-1	1.000	1-1	1.000	0-0	.000	0	0	0	0.0	1-0	0	0	0	0	3	1.0
TOTAL		5-0	8/1.5	1-1	1.000	1-1	1.000	0-0	.000	0	0	0	0.0	2-0	0	0	0	0	3	0.6

GAMELOGS

			Total			3-Pointers		Free throws		Rebounds										
Opponent	Date	GS	MIN	FG-FGA	PCT	3FG-3FGA	PCT	FT-FTA	PCT	OFF	DEF	TOT	AVG	PF	A	TO	BLK	STL	PTS	AVG
VMI	11/06/2023		02:34	0-0	.000	0-0	.000	0-0	.000	0	0	0	0.0	1	0	0	0	0	0	0.0
Siena	11/11/2023		01:14	0-0	.000	0-0	.000	0-0	.000	0	0	0	0.0	0	0	0	0	0	0	0.0
Queens (NC)	11/25/2023		01:40	1-1	1.000	1-1	1.000	0-0	.000	0	0	0	0.0	0	0	0	0	0	3	1.0
Totals			05:28	1-1	1.000	1-1	1.000	0-0	.000	0	0	0	0.0	1	0	0	0	0	3	1.0





#11 JASON ROCHE

G | JR | 6'5" | 200
BERKELEY, CA
ST. MARY'S HIGH
THE CITADEL

CAREER HIGHS

Statistic	Value	
Points	29	vs Samford 02/05/22
Rebounds	9	vs Morris 11/12/21
Assists	2	5 times
Steals	3	vs Morris 11/12/21, vs Coppin St. 12/28/22
Blocks	1	9 times
FG Made	10	vs Samford 02/05/22
FG Attempts	17	vs Samford 02/05/22
3FG Made	9	vs Samford 02/05/22
3FG Attempts	15	vs Samford 02/05/22
FT Made	9	at UNC Greensboro 02/10/22
FT Attempts	10	at UNC Greensboro 02/10/22

CAREER STATS

				Field Goals		3-Point		F-Throws		Rebounds									Scoring	
SEASON	TEAM	GP-GS	MIN/AVG	FG-FGA	FG%	3FG-3FGA	3FG%	FT-FTA	FT%	OFF	DEF	TOT	AVG	PF-FO	A	TO	BLK	STL	PTS	AVG
2021-22	Cit	31-30	1121/36.2	124-309	.401	110-277	.397	50-55	.909	23	100	123	4.0	58-0	21	32	7	21	408	13.2
2022-23	UR	32-1	572/17.9	65-161	.404	52-135	.385	19-21	.905	13	38	51	1.6	35-0	5	13	2	8	201	6.3
2023-24	UR	22-2	309/14.0	24-72	.333	21-63	.333	9-11	.818	5	14	19	0.9	22-0	2	5	0	3	78	3.5
TOTAL FOR UR		54-3	880/16.3	89-233	.382	73-198	.369	28-32	.875	18	52	70	1.3	57-0	7	18	2	11	279	5.2
TOTAL		85-33	2002/23.6	213-542	.393	183-475	.385	78-87	.897	41	152	193	2.3	115-0	28	50	9	32	687	8.1

GAMELOGS

Opponent	Date	GS	MIN	Total		3-Pointers		Free throws		Rebounds				Points							
				FG-FGA	PCT	3FG-3FGA	PCT	FT-FTA	PCT	OFF	DEF	TOT	AVG	PF	A	TO	BLK	STL	PTS	AVG	
VMI	11/06/2023		15:35	2-5	.400	2-5	.400	3-4	.750	1	0	1	1.0	1	0	0	0	0	9	9.0	
Siena	11/11/2023		14:59	3-4	.750	3-4	.750	0-0	.000	0	1	1	1.0	1	0	0	0	1	9	9.0	
at Boston College	11/15/2023		15:18	1-8	.125	1-6	.167	0-0	.000	1	0	1	1.0	1	0	0	0	0	3	7.0	
vs Colorado	11/20/2023		14:08	0-2	.000	0-2	.000	0-0	.000	0	1	1	1.0	1	0	1	0	0	0	5.3	
vs UNLV	11/21/2023		12:58	0-2	.000	0-1	.000	0-0	.000	1	1	2	1.2	0	0	0	0	0	0	4.2	
Queens (NC)	11/25/2023		18:06	1-4	.250	1-4	.250	0-0	.000	0	2	2	1.3	1	1	0	0	0	3	4.0	
at Wichita St.	11/29/2023		13:03	0-2	.000	0-2	.000	0-0	.000	0	3	3	1.6	1	0	0	0	0	0	3.4	
William & Mary	12/02/2023	*	25:01	5-7	.714	4-6	.667	0-0	.000	0	2	2	1.6	0	0	0	0	0	14	4.8	
at UNI	12/06/2023	*	15:57	0-1	.000	0-1	.000	0-0	.000	0	0	0	0.0	0	1	0	0	0	0	4.2	
vs Florida	12/09/2023		14:39	2-3	.667	2-3	.667	2-3	.667	0	0	0	1.3	2	0	0	0	0	8	4.6	
Charlotte	12/16/2023		12:55	1-4	.250	1-4	.250	0-0	.000	0	0	0	1.2	2	0	1	0	0	3	4.5	
Buffalo	12/21/2023		12:02	0-1	.000	0-1	.000	0-0	.000	0	1	1	1.2	1	0	0	0	0	0	4.1	
Lafayette	12/30/2023		21:23	2-5	.400	2-4	.500	0-0	.000	0	1	1	1.2	3	0	2	0	2	6	4.2	
St. Bonaventure	01/06/2024		09:28	1-3	.333	0-2	.000	0-0	.000	1	0	1	1.1	0	0	0	0	0	2	4.1	
at Loyola Chicago	01/09/2024		08:41	0-1	.000	0-1	.000	2-2	1.000	0	0	0	1.1	1	0	0	0	0	2	3.9	
George Mason	01/13/2024		11:52	0-2	.000	0-2	.000	0-0	.000	0	1	1	1.1	1	0	1	0	0	0	3.7	
at Duquesne	01/16/2024		14:38	3-7	.429	3-5	.600	2-2	1.000	0	0	0	1.0	1	0	0	0	0	11	4.1	
at Davidson	01/20/2024		05:42	0-2	.000	0-2	.000	0-0	.000	1	0	1	1.0	0	0	0	0	0	0	3.9	
George Washington	01/24/2024		16:38	1-2	.500	1-2	.500	0-0	.000	0	0	0	0.9	0	0	0	0	0	3	3.8	
Dayton	01/27/2024		16:00	2-5	.400	1-4	.250	0-0	.000	0	0	0	0.9	3	0	0	0	0	5	3.9	
at Fordham	01/31/2024		08:41	0-0	.000	0-0	.000	0-0	.000	0	1	1	0.9	1	0	0	0	0	0	3.7	
at VCU	02/03/2024		10:51	0-2	.000	0-2	.000	0-0	.000	0	0	0	0.9	1	0	0	0	0	0	3.5	
Totals		2	308:36	24-72	.333	21-63	.333	9-11	.818	5	14	19	0.9	22	2	5	0	3	78	3.5	

JUNIOR (2023-24)

- Made three of UR's five three-pointer at Duquesne on 1/16
- Made his first start of the season vs William & Mary on December 2 ... Scored all 14 of his points in the 1st half as UR built a 16-point lead

SOPHOMORE (2022-23)

- Appeared in 32 games with one start (December 3 at William & Mary)
- Averaged 6.3 points and 1.6 rebounds per game
- Made 52 three-pointers coming off the bench, second most in the Atlantic 10
- 38.5 three-point field goal percentage ranked eighth in A-10 among those with at least 100 three-point attempts
- Lowest turnover rate (8.5 percent) in A-10, per KenPom
- Made game-winning three-pointer vs Duquesne with 7.7 seconds remaining to complete Richmond's 22-point comeback on Jan. 7
- Signed with the Spiders on April 26, 2022
- Was also offered by Missouri, Pittsburgh, Kansas State, St. Bonaventure, and San Diego after entering transfer portal

FRESHMAN (2021-22 • CITADEL)

- Named Southern Conference Rookie of the Year
- Averaged 13.2 points (second on team) and 4.0 rebounds (third on team) per game
- 110 three-pointers ranked ninth in Division I and first among freshmen
- Ranked third in Southern Conference and 39th in Division I in three-point FG pct, at 39.7
- Led Southern Conference with 36.2 minutes per game (28th in Division I)
- 1 of three Citadel players to appear in all 31 games ... made 30 starts
- Scored 27 points in his collegiate debut to lead Citadel to an upset of Pittsburgh
- Scored a career-high 29 points vs Samford on February 5

HIGH SCHOOL

- Finished his prep career playing under coach Rob Toste at Pomfret School in Connecticut
- Led St. Mary's College High School (Albany, California) to Division III California Co-Championship in 2020
- Averaged 23 points, six rebounds, and four assists per game as a senior
- Earned First Team All-League honors as a junior and senior

PERSONAL

- Son of Sandra & Patrick
- Cousin Christine Cleary played basketball at Wisconsin ... Cousin Joe Cleary was on the track team at Wisconsin
- Born on November 17, 2001
- Last name is pronounced ROACH





#12 MIKKEL TYNE
G | FR | 5'10" | 180
TORONTO, ONTARIO
BISHOP WALSH (MD)

FRESHMAN (2023-24)

- Recorded a layup, two assists, and a steal in final 68 seconds of 1st half to cap a 15-0 Spiders run vs Charlotte
- Scored a career-high 16 points vs Florida on Dec. 9, shooting 5-7 from three-point range ... First true freshman for UR to score 16 or more points since Jake Wojcik at So. Alabama on 12/29/2018 (22)
- Made consecutive threes to cut UR's deficit to three in 2nd half at Wichita St
- Career-high 4 assists vs Queens on Nov. 25 led all Spiders
- Made first career start vs UNLV on Nov. 21 with DeLonnie Hunt injured ... became first true freshman to start any game for Spiders since 2021 NIT and first to start a November game for Spiders since 2018
- Career-high 4 steals vs Siena on Nov. 11 were tied for most among Spiders

HIGH SCHOOL

- Finished his prep career at Bishop Walsh in Cumberland, Md.
- Coached by Dan Prete at Bishop Walsh, who coached Spiders legend and No. 2 all-time leading scorer Grant Golden in high school (at Saint James School in Hagerstown, Md.)
- No. 10 Class of 2023 recruit in Maryland, according to ESPN
- Attended Montverde Academy in Montverde, Fla. in 2021-22
- Represented Canada at FIBA U18 Americas Championship and FIBA U17 Basketball World Cup in 2022

PERSONAL

- Born on May 2, 2005
- First name is pronounced mick-KELL

CAREER HIGHS

Statistic	Value	
Points	16	vs Florida 12/09/23
Rebounds	6	vs Queens (NC) 11/25/23, vs Charlotte 12/16/23, vs St. Bonaventure 01/06/24
Assists	4	vs Queens (NC) 11/25/23
Steals	4	vs Siena 11/11/23
FG Made	5	vs Florida 12/09/23
FG Attempts	11	vs Lafayette 12/30/23
3FG Made	5	vs Florida 12/09/23
3FG Attempts	7	vs Florida 12/09/23
FT Made	2	5 times
FT Attempts	2	6 times

CAREER STATS

				Field Goals		3-Point		F-Throws		Rebounds										Scoring	
SEASON	TEAM	GP-GS	MIN	AVG	FG-FGA	FG%	3FG-3FGA	3FG%	FT-FTA	FT%	OFF	DEF	TOT	AVG	PF-FO	A	TO	BLK	STL	PTS	AVG
2023-24	UR	22-11	431	19.6	36-116	.310	16-61	.262	12-14	.857	6	44	50	2.3	30-1	23	14	0	14	100	4.5
TOTAL		22-11	431	19.6	36-116	.310	16-61	.262	12-14	.857	6	44	50	2.3	30-1	23	14	0	14	100	4.5

GAMELOGS

Opponent	Date	GS	MIN	Total		3-Pointers		Free throws		Rebounds				PF	A	TO	BLK	STL	PTS	AVG
				FG-FGA	PCT	3FG-3FGA	PCT	FT-FTA	PCT	OFF	DEF	TOT	AVG							
VMI	11/06/2023		12:15	2-5	.400	1-3	.333	0-0	.000	0	1	1	1.0	1	1	1	0	0	5	5.0
Siena	11/11/2023		20:44	1-5	.200	0-3	.000	0-0	.000	0	1	1	1.0	1	3	1	0	4	2	3.5
at Boston College	11/15/2023		05:45	0-2	.000	0-1	.000	0-0	.000	0	1	1	1.0	1	0	0	0	0	0	2.3
vs Colorado	11/20/2023		21:28	1-7	.143	1-5	.200	0-0	.000	0	0	0	0.8	5	2	0	0	2	3	2.5
vs UNLV	11/21/2023	*	26:25	1-4	.250	0-0	.000	0-0	.000	0	2	2	1.0	1	1	2	0	0	2	2.4
Queens (NC)	11/25/2023	*	23:41	2-3	.667	0-0	.000	2-2	1.000	1	5	6	1.8	2	4	0	0	1	6	3.0
at Wichita St.	11/29/2023	*	20:52	2-5	.400	2-5	.400	0-0	.000	0	3	3	2.0	2	0	0	0	0	6	3.4
William & Mary	12/02/2023	*	29:27	2-7	.286	1-5	.200	0-0	.000	0	1	1	1.9	2	0	0	0	1	5	3.6
at UNI	12/06/2023	*	25:12	3-6	.500	1-3	.333	2-2	1.000	0	1	1	1.8	3	1	1	0	0	9	4.2
vs Florida	12/09/2023	*	32:12	5-10	.500	5-7	.714	1-2	.500	0	2	2	1.8	2	0	2	0	1	16	5.4
Charlotte	12/16/2023	*	33:15	3-10	.300	0-4	.000	2-2	1.000	0	6	6	2.2	2	2	1	0	2	8	5.6
Buffalo	12/21/2023	*	27:26	2-7	.286	1-3	.333	2-2	1.000	1	4	5	2.4	1	0	0	0	0	7	5.8
Lafayette	12/30/2023	*	31:56	4-11	.364	2-5	.400	0-0	.000	3	2	5	2.6	1	2	1	0	1	10	6.1
St. Bonaventure	01/06/2024	*	32:16	2-7	.286	1-4	.250	0-1	.000	0	6	6	2.9	2	2	2	0	2	5	6.0
at Loyola Chicago	01/09/2024	*	25:10	0-4	.000	0-2	.000	0-0	.000	0	4	4	2.9	0	1	0	0	0	0	5.6
George Mason	01/13/2024		13:35	1-4	.250	1-3	.333	0-0	.000	0	1	1	2.8	1	1	0	0	0	3	5.4
at Duquesne	01/16/2024		09:15	1-3	.333	0-1	.000	1-1	1.000	1	1	2	2.8	0	0	2	0	0	3	5.3
at Davidson	01/20/2024		09:16	1-4	.250	0-2	.000	0-0	.000	0	0	0	2.6	0	2	0	0	0	2	5.1
George Washington	01/24/2024		04:48	0-2	.000	0-2	.000	0-0	.000	0	1	1	2.5	0	0	0	0	0	0	4.8
Dayton	01/27/2024		04:04	0-1	.000	0-1	.000	0-0	.000	0	1	1	2.5	0	0	0	0	0	0	4.6
at Fordham	01/31/2024		15:17	3-7	.429	0-2	.000	2-2	1.000	0	0	0	2.3	3	1	1	0	0	8	4.8
at VCU	02/03/2024		06:42	0-2	.000	0-0	.000	0-0	.000	0	1	1	2.3	0	0	0	0	0	0	4.5
Totals		11	431:02	36-116	.310	16-61	.262	12-14	.857	6	44	50	2.3	30	23	14	0	14	100	4.5





#13 JACK GRAHAM
G | FR | 6'3" | 185
SMITHFIELD, RI
MILTON ACADEMY (MA)

HIGH SCHOOL

- Led Milton Academy to a 24-2 record and Class A New England Preparatory School Athletic Council (NEPSAC) championship in 2023 (school's first since 1974)
- NEPSAC Class A Co-Player of the Year
- Helped Bishop Hendricken to Division I state title in Rhode Island in 2021
- Originally signed with High Point but was released from his Letter of Intent when the program underwent a coaching change
- No. 15 Massachusetts prospect in Class of 2023, according to New England Recruiting Report

PERSONAL

- Born on November 25, 2003

CAREER HIGHS

Statistic	Value	
FG Attempts	1	vs VMI 11/06/23, vs Siena 11/11/23
3FG Attempts	1	vs VMI 11/06/23, vs Siena 11/11/23

CAREER STATS

				Field Goals		3-Point		F-Throws		Rebounds									Scoring		
SEASON	TEAM	GP-GS	MIN	AVG	FG-FGA	FG%	3FG-3FGA	3FG%	FT-FTA	FT%	OFF	DEF	TOT	AVG	PF-FO	A	TO	BLK	STL	PTS	AVG
2023-24	UR	5-0		9/1.9	0-2	.000	0-2	.000	0-0	.000	0	0	0	0.0	0-0	0	0	0	0	0	0.0
TOTAL		5-0		9/1.9	0-2	.000	0-2	.000	0-0	.000	0	0	0	0.0	0-0	0	0	0	0	0	0.0

GAMELOGS

				Total		3-Pointers		Free throws		Rebounds											
Opponent	Date	GS	MIN	FG-FGA	PCT	3FG-3FGA	PCT	FT-FTA	PCT	OFF	DEF	TOT	AVG	PF	A	TO	BLK	STL	PTS	AVG	
VMI	11/06/2023		03:44	0-1	.000	0-1	.000	0-0	.000	0	0	0	0.0	0	0	0	0	0	0	0.0	
Siena	11/11/2023		02:49	0-1	.000	0-1	.000	0-0	.000	0	0	0	0.0	0	0	0	0	0	0	0.0	
Queens (NC)	11/25/2023		00:56	0-0	.000	0-0	.000	0-0	.000	0	0	0	0.0	0	0	0	0	0	0	0.0	
William & Mary	12/02/2023		00:21	0-0	.000	0-0	.000	0-0	.000	0	0	0	0.0	0	0	0	0	0	0	0.0	
Lafayette	12/30/2023		01:35	0-0	.000	0-0	.000	0-0	.000	0	0	0	0.0	0	0	0	0	0	0	0.0	
Totals		0	09:25	0-2	.000	0-2	.000	0-0	.000	0	0	0	0.0	0	0	0	0	0	0	0.0	





#16 RYAN SOULIS
F | FR | 6'10" | 215
ATHENS, GREECE
ASHEVILLE SCHOOL (NC)

FRESHMAN (2023-24)

- Suffered a separate right foot injury in practice on December 20
- Suffered right foot injury vs VMI on Nov. 6 and missed next six games ... Returned to action vs William & Mary on Dec. 2

HIGH SCHOOL

- Averaged 12 points per game in his lone season at Asheville School in 2022-23
- Led Asheville to a 19-6 record and semifinals berth in NCISAA 3A State Championship
- Signed with Spiders in August 2023 and re-classified to Class of 2023
- Chose Richmond over several other D-I offers including St. John's and St. Mary's

PERSONAL

- Father Vasilis played professionally for eight seasons (seven in Greek Basket League, one in EuroLeague)

CAREER HIGHS

Statistic	Value	
Rebounds	2	vs VMI 11/06/23
Assists	1	vs Florida 12/09/23
Blocks	2	vs VMI 11/06/23
FG Attempts	1	vs VMI 11/06/23, vs William & Mary 12/02/23
3FG Attempts	1	vs William & Mary 12/02/23
FT Attempts	2	vs VMI 11/06/23

CAREER STATS

				Field Goals		3-Point		F-Throws		Rebounds										Scoring	
SEASON	TEAM	GP-GS	MIN/AVG	FG-FGA	FG%	3FG-3FGA	3FG%	FT-FTA	FT%	OFF	DEF	TOT	AVG	PF-FO	A	TO	BLK	STL	PTS	AVG	
2023-24	UR	3-0	10/3.4	0-2	.000	0-1	.000	0-2	.000	0	2	2	0.7	2-0	1	1	2	0	0	0.0	
TOTAL		3-0	10/3.4	0-2	.000	0-1	.000	0-2	.000	0	2	2	0.7	2-0	1	1	2	0	0	0.0	

GAMELOGS

Opponent	Date	GS	MIN	Total		3-Pointers		Free throws		Rebounds				PF	A	TO	BLK	STL	PTS	AVG
				FG-FGA	PCT	3FG-3FGA	PCT	FT-FTA	PCT	OFF	DEF	TOT	AVG							
VMI	11/06/2023		07:05	0-1	.000	0-0	.000	0-2	.000	0	2	2	2.0	1	0	1	2	0	0	0.0
William & Mary	12/02/2023		02:12	0-1	.000	0-1	.000	0-0	.000	0	0	0	1.0	1	0	0	0	0	0	0.0
vs Florida	12/09/2023		00:56	0-0	.000	0-0	.000	0-0	.000	0	0	0	0.7	0	1	0	0	0	0	0.0
Totals			0 10:13	0-2	.000	0-1	.000	0-2	.000	0	2	2	0.7	2	1	1	2	0	0	0.0





#21 MIKE WALZ
C | SO | 6'11" | 250
BERWYN, PA
CONESTOGA HIGH

CAREER HIGHS

Statistic	Value	
Points	12	vs UNLV 11/21/23
Rebounds	5	vs Siena 11/11/23
Assists	4	vs Siena 11/11/23
Steals	1	vs VMI 11/06/23, vs Charlotte 12/16/23
Blocks	2	at Duquesne 01/16/24
FG Made	4	vs UNLV 11/21/23
FG Attempts	5	vs Buffalo 12/21/23
3FG Made	2	vs UNLV 11/21/23
3FG Attempts	3	vs Buffalo 12/21/23
FT Made	2	vs Drake 12/10/22, vs UNLV 11/21/23
FT Attempts	2	vs Drake 12/10/22, vs William & Mary 12/02/23, vs UNLV 11/21/23

CAREER STATS

		Field Goals				3-Point		F-Throws		Rebounds									Scoring	
SEASON	TEAM	GP-GS	MIN/AVG	FG-FGA	FG%	3FG-3FGA	3FG%	FT-FTA	FT%	OFF	DEF	TOT	AVG	PF-FO	A	TO	BLK	STL	PTS	AVG
2022-23	UR	13-0	47/3.6	3-4	.750	0-0	.000	3-4	.750	3	10	13	1.0	4-0	5	9	1	0	9	0.7
2023-24	UR	22-0	242/11.0	22-46	.478	6-17	.353	3-5	.600	19	36	55	2.5	27-0	23	20	9	2	53	2.4
TOTAL		35-0	289/8.3	25-50	.500	6-17	.353	6-9	.667	22	46	68	1.9	31-0	28	29	10	2	62	1.8

GAMELOGS

Opponent	Date	GS	MIN	Total		3-Pointers		Free throws		Rebounds				PF	A	TO	BLK	STL	PTS	AVG
				FG-FGA	PCT	3FG-3FGA	PCT	FT-FTA	PCT	OFF	DEF	TOT	AVG							
VMI	11/06/2023		11:47	0-1	.000	0-0	.000	0-0	.000	0	3	3	3.0	1	1	2	0	1	0	0.0
Siena	11/11/2023		18:11	3-4	.750	1-1	1.000	0-1	.000	1	4	5	4.0	1	4	2	0	0	7	3.5
at Boston College	11/15/2023		11:32	1-2	.500	1-2	.500	0-0	.000	1	2	3	3.7	1	1	1	1	0	3	3.3
vs Colorado	11/20/2023		11:02	0-1	.000	0-0	.000	0-0	.000	2	0	2	3.3	1	0	0	1	0	0	2.5
vs UNLV	11/21/2023		11:44	4-4	1.000	2-2	1.000	2-2	1.000	1	2	3	3.2	1	1	2	0	0	12	4.4
Queens (NC)	11/25/2023		15:38	3-4	.750	0-0	.000	0-0	.000	1	2	3	3.2	3	0	1	1	0	6	4.7
at Wichita St.	11/29/2023		17:01	2-3	.667	1-2	.500	0-0	.000	0	0	0	2.7	0	1	1	1	0	5	4.7
William & Mary	12/02/2023		11:41	0-2	.000	0-1	.000	1-2	.500	0	0	0	2.4	1	3	1	0	0	1	4.3
at UNI	12/06/2023		09:40	0-1	.000	0-0	.000	0-0	.000	1	0	1	2.2	0	2	1	0	0	0	3.8
vs Florida	12/09/2023		07:42	0-1	.000	0-0	.000	0-0	.000	1	2	3	2.3	2	1	1	0	0	0	3.4
Charlotte	12/16/2023		08:35	0-0	.000	0-0	.000	0-0	.000	0	1	1	2.2	0	0	1	0	1	0	3.1
Buffalo	12/21/2023		11:55	2-5	.400	0-3	.000	0-0	.000	0	3	3	2.3	2	0	1	1	0	4	3.2
Lafayette	12/30/2023		09:42	0-3	.000	0-1	.000	0-0	.000	4	0	4	2.4	2	2	1	0	0	0	2.9
St. Bonaventure	01/06/2024		12:04	2-4	.500	0-1	.000	0-0	.000	2	2	4	2.5	0	2	0	1	0	4	3.0
at Loyola Chicago	01/09/2024		09:33	1-2	.500	0-1	.000	0-0	.000	1	3	4	2.6	2	3	0	1	0	2	2.9
George Mason	01/13/2024		08:49	0-0	.000	0-0	.000	0-0	.000	1	0	1	2.5	1	1	0	0	0	0	2.8
at Duquesne	01/16/2024		16:18	1-2	.500	0-0	.000	0-0	.000	1	3	4	2.6	2	1	0	2	0	2	2.7
at Davidson	01/20/2024		10:38	1-2	.500	0-0	.000	0-0	.000	0	4	4	2.7	2	0	0	0	0	2	2.7
George Washington	01/24/2024		05:35	0-1	.000	0-1	.000	0-0	.000	0	2	2	2.6	1	0	0	0	0	0	2.5
Dayton	01/27/2024		06:38	0-1	.000	0-1	.000	0-0	.000	2	0	2	2.6	1	0	1	0	0	0	2.4
at Fordham	01/31/2024		09:27	2-3	.667	1-1	1.000	0-0	.000	0	3	3	2.6	2	0	2	0	0	5	2.5
at VCU	02/03/2024		07:07	0-0	.000	0-0	.000	0-0	.000	0	0	0	2.5	1	0	2	0	0	0	2.4
Totals		0	242:20	22-46	.478	6-17	.353	3-5	.600	19	36	55	2.5	27	23	20	9	2	53	2.4

SOPHOMORE (2023-24)

- Played 16 mins in 1st half at Duquesne on Jan. 16 (4 rebounds, 2 blocks, 2 points, 1 assist)
- Left game vs Lafayette on Dec. 30 with 13:06 to play after aggravating a groin injury and did not return ... collected 4 offensive rebounds in 10 minutes
- Led UR's bench with a career-high 12 points vs UNLV ... Made three-pointers on back-to-back possessions late in 1st half to stretch lead to 15 ... 4-4 from field
- Career-high 4 assists vs Siena on Nov. 11 were tied for most on team ... also added career-best 7 points and 5 rebounds

FRESHMAN (2022-23)

- Appeared in 13 games, totaling 13 rebounds, nine points, and five assists
- Recorded three assists, tied for most on team, while playing 7:17 vs Loyola Chicago on Feb. 11
- Missed five games after spraining his ankle during practice on Feb. 14

HIGH SCHOOL

- First Team All-Central League, First Team All-Main Line as a junior and senior for Conestoga Pioneers
- Averaged 14 points and 10.6 rebounds per game as a senior
- Averaged 9.5 points and 10 rebounds per game as a junior

PERSONAL

- Son of Tim & Renée
- Born on October 15, 2003





#24 ISAAH BIGELOW
F | GR | 6'7" | 205
GREENSBORO, NC
BEN L. SMITH
WOFFORD

FULL BIGELOW BIO



GRADUATE STUDENT (2023-24)

- Collected a game-high 16 rebounds vs #16 Dayton on Jan. 27, the most by a Spider since Jan. 3, 2018 (De'Monte Buckingham - 16 at Fordham)
- Scored 20 points vs GW on Jan. 24, most in his career vs D-I opponent
- 13 rebounds (five more than any other player) as he secured his sixth career double-double at Davidson on Jan. 20
- Recorded a game-high 13 rebounds vs St. Bonaventure ... Became first Spider with three straight triple-doubles since Jan. 2017 (T.J. Cline)
- Led UR with 14 points and 10 rebounds vs Lafayette on Dec. 30 ... Collected his second straight double-double and fourth of his career
- Led all players with 12 rebounds (5 more than any other Spider) vs Buffalo on Dec. 21 ... Added 15 points for his third career double-double and first of the season
- Scored all 17 of his points in 1st half at UNI on Dec. 6 ... Went on a personal 10-0 run midway through half to give UR lead
- Made first 7 shots from field vs UNLV (finished 7-8 with 16 points)
- Limited to 14:42 of playing time vs #18 Colorado due to foul trouble
- Limited to 14:39 of playing time at BC due to foul trouble
- Led Richmond with 17 points (5-6 shooting) vs Siena on Nov. 11

GRADUATE STUDENT (2022-23)

- Appeared in 32 games with four starts, averaging 7.9 points and 5.7 rebounds per game
- Richmond's second-leading rebounder (ranked 18th in Atlantic 10) and fifth-leading scorer
- Free throw percentage of 85.3 ranked fifth in Atlantic 10 and was eighth highest in a season in Spiders history (minimum 50 attempts)
- Ranked second in A-10 (via KenPom) in defensive rebound percentage (25.5)
- Ranked ninth in A-10 with 4.6 defensive rebounds per game
- Fourth-lowest turnover percentage (via KenPom) in Atlantic 10 (11.4)
- Led Richmond with 204 total points off the bench (fourth most in Atlantic 10)
- Signed with the Spiders on April 15, 2022

CAREER HIGHS

Statistic	Value	
Points	28	vs North Greenville 12/13/19
Rebounds	16	vs Dayton 01/27/24
Assists	5	at Western Caro. 01/15/22
Steals	3	4 times
Blocks	3	at Mercer 02/29/20
FG Made	9	vs North Greenville 12/13/19
FG Attempts	19	vs Syracuse 11/21/22
3FG Made	7	vs North Greenville 12/13/19
3FG Attempts	10	at South Carolina 11/23/21, vs VMI 12/29/21, vs Wichita St. 11/17/22
FT Made	9	at St. Bonaventure 01/14/23, vs Dayton 01/27/24
FT Attempts	10	at St. Bonaventure 01/14/23, vs Dayton 01/27/24

CAREER STATS

			Field Goals			3-Point		F-Throws		Rebounds								Scoring		
SEASON	TEAM	GP-GS	MIN/AVG	FG-FGA	FG%	3FG-3FGA	3FG%	FT-FTA	FT%	OFF	DEF	TOT	AVG	PF-FO	A	TO	BLK	STL	PTS	AVG
2019-20	WOF	35-0	523/14.9	59-139	.424	38-98	.388	34-41	.829	15	90	105	3.0	58-0	14	23	15	10	190	5.4
2021-22	WOF	31-16	734/23.7	83-216	.384	40-135	.296	51-60	.850	36	134	170	5.5	70-0	42	33	6	13	257	8.3
2022-23	UR	32-4	690/21.6	79-211	.374	30-113	.265	64-75	.853	33	148	181	5.7	70-0	27	28	7	24	252	7.9
2023-24	UR	22-22	554/25.2	82-189	.434	31-80	.388	50-60	.833	21	130	151	6.9	50-1	14	17	7	19	245	11.1
TOTAL FOR UR		54-26	1244/23.0	161-400	.403	61-193	.316	114-135	.844	54	278	332	6.1	120-1	41	45	14	43	497	9.2
TOTAL		120-42	2501/20.8	303-755	.401	139-426	.326	199-236	.843	105	502	607	5.1	248-1	97	101	35	66	944	7.9

GAMELOGS

Opponent	Date	GS	MIN	Total		3-Pointers		Free throws		Rebounds				PF	A	TO	BLK	STL	PTS	AVG	
				FG-FGA	PCT	3FG-3FGA	PCT	FT-FTA	PCT	OFF	DEF	TOT	AVG								
VMI	11/06/2023	*	15:33	2-6	.333	1-3	.333	2-2	1.000	1	2	3	3.0	0	1	0	0	0	7	7.0	
Siena	11/11/2023	*	18:09	5-6	.833	1-1	1.000	6-7	.857	0	1	1	2.0	1	0	0	0	0	17	12.0	
at Boston College	11/15/2023	*	14:39	1-3	.333	0-1	.000	0-0	.000	0	2	2	2.0	5	0	0	0	0	2	8.7	
vs Colorado	11/20/2023	*	14:42	3-5	.600	2-3	.667	0-2	.000	1	3	4	2.5	4	1	1	0	1	8	8.5	
vs UNLV	11/21/2023	*	30:09	7-8	.875	2-3	.667	0-0	.000	0	7	7	3.4	0	0	2	0	1	16	10.0	
Queens (NC)	11/25/2023	*	21:26	5-9	.556	1-4	.250	0-0	.000	1	8	9	4.3	2	1	2	0	1	11	10.2	
at Wichita St.	11/29/2023	*	28:40	5-14	.357	1-5	.200	0-0	.000	0	4	4	4.3	4	1	1	0	0	11	10.3	
William & Mary	12/02/2023	*	16:16	3-6	.500	1-3	.333	1-1	1.000	1	0	1	3.9	3	0	1	0	2	8	10.0	
at UNI	12/06/2023	*	27:04	5-9	.556	3-5	.600	4-5	.800	1	5	6	4.1	3	0	2	0	1	17	10.8	
vs Florida	12/09/2023	*	30:41	6-16	.375	3-6	.500	2-2	1.000	0	7	7	4.4	3	2	0	0	0	17	11.4	
Charlotte	12/16/2023	*	23:54	5-14	.357	0-2	.000	2-3	.667	3	6	9	4.8	0	0	0	1	1	12	11.5	
Buffalo	12/21/2023	*	26:41	4-10	.400	2-5	.400	5-6	.833	1	11	12	5.4	2	2	1	0	1	15	11.8	
Lafayette	12/30/2023	*	27:49	6-13	.462	2-6	.333	0-0	.000	1	9	10	5.8	0	1	0	1	2	14	11.9	
St. Bonaventure	01/06/2024	*	32:13	4-9	.444	1-2	.500	4-4	1.000	4	9	13	6.3	3	2	0	0	3	13	12.0	
at Loyola Chicago	01/09/2024	*	29:57	2-6	.333	2-4	.500	0-1	.000	0	5	5	6.2	4	0	1	0	1	6	11.6	
George Mason	01/13/2024	*	30:50	3-7	.429	1-3	.333	5-5	1.000	1	7	8	6.3	2	1	0	1	0	12	11.6	
at Duquesne	01/16/2024	*	22:32	1-6	.167	0-2	.000	4-5	.800	0	1	1	6.0	2	1	1	1	1	6	11.3	
at Davidson	01/20/2024	*	30:41	3-9	.333	1-4	.250	3-3	1.000	4	9	13	6.4	1	0	2	2	1	10	11.2	
George Washington	01/24/2024	*	30:21	7-10	.700	4-6	.667	2-2	1.000	0	8	8	6.5	3	0	1	1	1	20	11.7	
Dayton	01/27/2024	*	31:04	1-7	.143	1-5	.200	9-10	.900	2	14	16	7.0	3	0	1	0	2	12	11.7	
at Fordham	01/31/2024	*	21:44	1-6	.167	0-0	.000	0-0	.000	0	9	9	7.0	2	0	1	0	0	2	11.2	
at VCU	02/03/2024	*	28:37	3-10	.300	2-7	.286	1-2	.500	0	3	3	6.9	3	1	0	0	0	9	11.1	
Totals			22	553:43	82-189	.434	31-80	.388	50-60	.833	21	130	151	6.9	50	14	17	7	19	245	11.1





#25 QUENTIN SOUTHALL
G | SR | 6'3" | 195
ALEXANDRIA, VA
GEORGETOWN PREP (MD)

JUNIOR (2022-23)

- Appeared in two games
- Recorded his first career points on a steal and breakaway dunk in final minute vs UMass in A-10 Tournament

SOPHOMORE (2021-22)

- Appeared in one game, playing final minute vs Bucknell ... Did not record any statistics

FRESHMAN (2020-21)

- Appeared in one game, playing final 1:38 vs St. Mary's (MD) ... Did not record any statistics

HIGH SCHOOL

- Attended Georgetown Prep in North Bethesda, Md.
- Team captain as a senior ... Averaged 8 points per game
- Honor Society member graduated with a 3.9 GPA

PERSONAL

- Son of Cornelius and Patricia
- Father Cornelius played defensive back for Notre Dame, winning a national championship in 1988 ... He served 27 years in the U.S. Secret Service and provided protection for every President from Richard Nixon to Donald Trump
- Born on November 9, 2001

CAREER HIGHS

Statistic	Value	
Points	2	vs Massachusetts 03/07/23
Rebounds	2	vs Queens (NC) 11/25/23
Assists	1	vs Queens (NC) 11/25/23
Steals	1	vs Massachusetts 03/07/23
Blocks	1	vs Queens (NC) 11/25/23
FG Made	1	vs Massachusetts 03/07/23
FG Attempts	1	5 times
3FG Attempts	1	vs VMI 11/06/23

CAREER STATS

SEASON	TEAM	GP-GS	MIN	AVG	FG-FGA	FG%	3FG-3FGA	3FG%	FT-FTA	FT%	OFF	DEF	TOT	AVG	PF-FO	A	TO	BLK	STL	PTS	AVG
2020-21	UR	1-0	2	1.6	0-0	.000	0-0	.000	0-0	.000	0	0	0	0.0	0-0	0	0	0	0	0	0.0
2021-22	UR	1-0	1	0.9	0-0	.000	0-0	.000	0-0	.000	0	0	0	0.0	0-0	0	0	0	0	0	0.0
2022-23	UR	2-0	2	1.1	1-2	.500	0-0	.000	0-0	.000	0	0	0	0.0	1-0	0	0	0	1	2	1.0
2023-24	UR	3-0	6	2.1	0-3	.000	0-1	.000	0-0	.000	1	2	3	1.0	0-0	1	1	1	0	0	0.0
TOTAL		7-0	11	1.6	1-5	.200	0-1	.000	0-0	.000	1	2	3	0.4	1-0	1	1	1	1	2	0.3

GAMELOGS

Opponent	Date	GS	MIN	Total		3-Pointers		Free throws		Rebounds				PF	A	TO	BLK	STL	PTS	AVG
				FG-FGA	PCT	3FG-3FGA	PCT	FT-FTA	PCT	OFF	DEF	TOT	AVG							
VMI	11/06/2023		02:34	0-1	.000	0-1	.000	0-0	.000	0	0	0	0.0	0	0	0	0	0	0	0.0
Siena	11/11/2023		02:00	0-1	.000	0-0	.000	0-0	.000	0	1	1	0.5	0	0	1	0	0	0	0.0
Queens (NC)	11/25/2023		01:40	0-1	.000	0-0	.000	0-0	.000	1	1	2	1.0	0	1	0	1	0	0	0.0
Totals		0	06:14	0-3	.000	0-1	.000	0-0	.000	1	2	3	1.0	0	1	1	1	0	0	0.0





#32 NEAL QUINN
C | SR | 7'0" | 260
ALLEDALE, NJ
RAMAPO
LAFAYETTE

FULL QUINN BIO



FIFTH YEAR (2023-24)

- 4 of UR's 8 assists in win vs #16 Dayton on Jan. 27 ... Held UD's DaRon Holmes to 9 points on 2-12 shooting
- 12 points, 6 rebounds in 2nd half at Duquesne on Jan. 16 to lead UR comeback
- Limited to 13 minutes vs Lafayette on Dec. 30 due to an illness
- Led all players with 23 points vs Buffalo, his most in two seasons at Richmond

- Scored 21 points on 10-13 shooting from the field vs Queens ... 1st Spiders with a FG pct that high on 13 or more shots since Jan. 26, 2021 (Tyler Burton, 10-13 at SJU)
- Reached 20-point mark for second time in three games with 20 points vs UNLV ... Matched a career-high with 4 blocks
- Led UR in points (21), rebounds (6), assists (5), and blocks (4) at Boston College on Nov. 15 ... 2nd player to post those totals in road game vs a power-conference opponent in last 7 seasons (Duke's Jalen Johnson at Pittsburgh on Jan. 19, 2021) ... 4 blocks were a career best
- Competed with the Irish National Team in the FIBA EuroBasket 2025 Pre-Qualifiers ... Averaged 8.0 points, 4.8 rebounds, and 3.8 assists per game as Ireland went 2-2

SENIOR (2022-23)

- 1 of 3 Spiders to start all 33 games along with Tyler Burton and Andre Gustavson
- Averaged 9.5 points (second on team), 4.5 rebounds (third on team), and 2.9 assists (first on team, 14th in A-10) per game
- Led team with 0.7 blocks per game, second on team with 1.9 assist-to-turnover ratio (10th in A-10)
- 54.2 field goal percentage ranked ninth in A-10 among qualifiers, led team among those with at least 20 field goal attempts
- Fourth in Atlantic 10 in assist rate (30.6 percent), per KenPom
- Scored 1,000th career point on a free throw in second half at Saint Joseph's on March 1
- Signed with the Spiders on April 14, 2022 ... Was also recruited by Pitt, Penn State, Virginia Tech, and Loyola Chicago after entering transfer portal

JUNIOR (2021-22)

- Second Team All-Patriot League selection
- Led Lafayette in points (14.7 PPG), rebounds (7.4 RPG), assists (4.0 APG, second in Patriot League), and field goal pct (54.5, led Patriot League)
- 1 of three Division I players to average 14 points, seven rebounds and four assists per game (Lipscomb's Ahsan Asadullah, South Dakota State's Baylor Scheierman)
- 1 of four Lafayette players to appear in all 30 games ... Made 29 starts
- 1.37 blocked shots per game ranked second in Patriot League

CAREER HIGHS

Statistic	Value	
Points	24	at Bucknell 02/19/22
Rebounds	13	vs Cornell 11/12/21, vs Colgate 01/31/22, at American 01/24/22
Assists	10	vs NJIT 12/05/21
Steals	3	vs Army West Point 01/16/22, at Boston U. 02/23/22, vs Bucknell 03/01/22
Blocks	4	at Boston College 11/15/23, vs UNLV 11/21/23
FG Made	10	at Bucknell 02/19/22, vs Queens (NC) 11/25/23
FG Attempts	17	vs Princeton 12/11/21, vs Colgate 01/31/22
3FG Made	1	7 times
3FG Attempts	2	at Massachusetts 01/25/23, at Saint Joseph's 03/01/23, at UNI 12/06/23
FT Made	8	vs American 02/02/22
FT Attempts	13	vs Duquesne 01/07/23

CAREER STATS

				Field Goals		3-Point		F-Throws		Rebounds								Scoring		
SEASON	TEAM	GP-GS	MIN/AVG	FG-FGA	FG%	3FG-3FGA	3FG%	FT-FTA	FT%	OFF	DEF	TOT	AVG	PF-FO	A	TO	BLK	STL	PTS	AVG
2019-20	Laf	30-21	311/10.4	57-99	.576	0-2	.000	21-32	.656	26	55	81	2.7	35-1	24	19	15	4	135	4.5
2020-21	Laf	14-13	311/22.2	63-114	.553	0-0	.000	22-33	.667	27	50	77	5.5	30-0	53	18	14	2	148	10.6
2021-22	Laf	30-29	891/29.7	174-319	.545	2-5	.400	90-127	.709	74	147	221	7.4	56-0	119	67	41	28	440	14.7
2022-23	UR	33-33	746/22.6	128-236	.542	2-11	.182	56-87	.644	49	100	149	4.5	69-0	95	51	22	11	314	9.5
2023-24	UR	22-22	602/27.4	118-226	.522	3-10	.300	38-55	.691	22	108	130	5.9	46-1	86	38	30	12	277	12.6
TOTAL FOR UR		55-55	1347/24.5	246-462	.532	5-21	.238	94-142	.662	71	208	279	5.1	115-1	181	89	52	23	591	10.7
TOTAL		129-118	2860/22.2	540-994	.543	7-28	.250	227-334	.680	198	460	658	5.1	236-2	377	193	122	57	1314	10.2

GAMELOGS

Opponent	Date	GS	MIN	Total		3-Pointers		Free throws		Rebounds				PF	A	TO	BLK	STL	PTS	AVG	
				FG-FGA	PCT	3FG-3FGA	PCT	FT-FTA	PCT	OFF	DEF	TOT	AVG								
VMI	11/06/2023	*	21:08	1-1	1.000	0-0	.000	4-4	1.000	1	9	10	10.0	0	7	1	1	0	6	6.0	
Siena	11/11/2023	*	19:49	4-8	.500	0-0	.000	1-2	.500	0	4	4	7.0	2	4	1	1	1	9	7.5	
at Boston College	11/15/2023	*	28:24	9-15	.600	0-1	.000	3-6	.500	1	5	6	6.7	3	5	2	4	2	21	12.0	
vs Colorado	11/20/2023	*	28:26	4-6	.667	0-0	.000	0-0	.000	2	3	5	6.3	3	1	4	1	1	8	11.0	
vs UNLV	11/21/2023	*	28:16	9-16	.563	0-1	.000	2-2	1.000	1	6	7	6.4	2	5	0	4	0	20	12.8	
Queens (NC)	11/25/2023	*	22:42	10-13	.769	1-1	1.000	0-0	.000	0	5	5	6.2	0	3	1	1	0	21	14.2	
at Wichita St.	11/29/2023	*	22:59	9-13	.692	0-1	.000	0-0	.000	0	3	3	5.7	3	3	0	1	0	18	14.7	
William & Mary	12/02/2023	*	26:07	4-7	.571	0-0	.000	2-2	1.000	2	6	8	6.0	0	5	1	0	1	10	14.1	
at UNI	12/06/2023	*	30:15	4-11	.364	0-2	.000	3-4	.750	1	7	8	6.2	4	1	4	1	0	11	13.8	
vs Florida	12/09/2023	*	31:22	7-13	.538	1-1	1.000	2-4	.500	0	5	5	6.1	3	6	3	0	0	17	14.1	
Charlotte	12/16/2023	*	30:57	4-9	.444	1-1	1.000	2-5	.400	2	5	7	6.2	0	3	0	2	1	11	13.8	
Buffalo	12/21/2023	*	27:13	9-14	.643	0-0	.000	5-8	.625	2	5	7	6.3	2	4	0	0	0	23	14.6	
Lafayette	12/30/2023	*	12:48	2-6	.333	0-0	.000	0-0	.000	1	3	4	6.1	0	2	2	0	0	4	13.8	
St. Bonaventure	01/06/2024	*	27:56	5-8	.625	0-1	.000	0-0	.000	0	1	1	5.7	3	4	1	3	1	10	13.5	
at Loyola Chicago	01/09/2024	*	30:22	6-15	.400	0-1	.000	1-3	.333	1	6	7	5.8	2	4	4	1	2	13	13.5	
George Mason	01/13/2024	*	31:01	3-10	.300	0-0	.000	4-4	1.000	0	3	3	5.6	3	4	1	1	0	10	13.3	
at Duquesne	01/16/2024	*	23:36	8-10	.800	0-0	.000	0-0	.000	1	7	8	5.8	3	2	2	2	1	16	13.4	
at Davidson	01/20/2024	*	33:58	4-8	.500	0-0	.000	0-1	.000	0	5	5	5.7	1	3	1	1	0	8	13.1	
George Washington	01/24/2024	*	33:22	3-12	.250	0-0	.000	5-5	1.000	2	7	9	5.9	2	4	2	2	1	11	13.0	
Dayton	01/27/2024	*	27:49	4-11	.364	0-0	.000	3-4	.750	2	3	5	5.9	5	4	3	1	0	11	12.9	
at Fordham	01/31/2024	*	30:33	5-10	.500	0-0	.000	0-0	.000	0	4	4	5.8	2	6	2	1	1	10	12.8	
at VCU	02/03/2024	*	32:47	4-10	.400	0-0	.000	1-1	1.000	3	6	9	5.9	3	6	3	2	0	9	12.6	
Totals			22	601:51	118-226	.522	3-10	.300	38-55	.691	22	108	130	5.9	46	86	38	30	12	277	12.6





#35 AIDAN NOYES

F | R-SO | 6'7" | 195
CINCINNATI, OH
ARCHBISHOP MOELLER

CAREER HIGHS

Statistic	Value
Points	9 at Saint Joseph's 03/01/23
Rebounds	8 vs William & Mary 12/02/23
Assists	1 vs William & Mary 12/02/23
Steals	1 7 times
Blocks	3 vs UNLV 11/21/23
FG Made	3 4 times
FG Attempts	9 vs William & Mary 12/02/23
3FG Made	2 vs FDU 12/13/22, vs VMI 11/06/23, at UNI 12/06/23
3FG Attempts	6 vs William & Mary 12/02/23
FT Made	2 at Saint Joseph's 03/01/23
FT Attempts	2 at Saint Joseph's 03/01/23

CAREER STATS

		Field Goals				3-Point		F-Throws		Rebounds								Scoring			
SEASON	TEAM	GP-GS	MIN	AVG	FG-FGA	FG%	3FG-3FGA	3FG%	FT-FTA	FT%	OFF	DEF	TOT	AVG	PF-FO	A	TO	BLK	STL	PTS	AVG
2022-23	UR	12-0	52	4.3	9-15	.600	4-7	.571	2-2	1.000	2	5	7	0.6	1-0	0	0	0	2	24	2.0
2023-24	UR	14-7	150	10.7	16-37	.432	8-24	.333	1-1	1.000	4	33	37	2.6	11-0	1	3	3	5	41	2.9
TOTAL		26-7	202	7.8	25-52	.481	12-31	.387	3-3	1.000	6	38	44	1.7	12-0	1	3	3	7	65	2.5

GAMELOGS

REDSHIRT SOPHOMORE (2023-24)

- Left game late in 1st half vs Lafayette on Dec. 30 after turning left ankle
- Scored all 8 points in 1st half at UNI on Dec. 6 to help give UR halftime lead
- Career-high 8 rebounds vs William & Mary were tied for most on UR ... Added his first career assist
- Recorded first 3 career blocks vs UNLV
- Made first career start vs VMI on Nov. 6 (6 Pts, 4 Reb)

REDSHIRT FRESHMAN (2022-23)

- Appeared in 12 games, averaging 2.0 points and 0.6 rebounds per game
- Shot 9-15 (.600) from the field, 4-7 (.571) from three-point range, and 2-2 from the foul line

- Scored career-high 9 points in 22 minutes at Saint Joseph's on March 1

- Soaring one-handed putback dunk at Saint Joseph's on March 1 was play No. 9 on that evening's SportsCenter Top 10

REDSHIRT (2021-22)

- Led Richmond's scout team while redshirting

HIGH SCHOOL

- Attended Archbishop Moeller, the same high school as current Richmond football coach Russ Huesman as well as Baseball Hall of Famers Ken Griffey Jr. and Barry Larkin
- Second Team Greater Catholic League South selection in 2021
- Averaged 12 points and 4.5 rebounds as a senior while shooting 47 percent from three-point range and 55 percent from the field
- Led team to 20-5 record and appearance in Division I state quarterfinals in 2021
- Key reserve as junior in 2020, when Moeller finished 26-1 and reached state quarterfinals before season was canceled due to COVID-19
- Received more than 15 Division I scholarship offers, including UR's A-10 rival VCU
- Committed to Richmond in October 2020
- No. 5 recruit in Ohio, No. 186 recruit nationally in Class of 2021 by 247Sports.com

PERSONAL

- Son of Katheryn and Brian
- Has a younger brother Talan
- Born on June 3, 2002



BOX SCORES

	Official Basketball Box Score - Final										Game Time: 7:00 PM	
	VMI at Richmond										Game Duration: 1:50	
	11/06/23 Robins Center, Richmond										Attendance: 5,176	
	2023-24 Men's Basketball											
	Officials: Jason Page, Scott Bennett, Chase Vaden											

VMI - 75		Record: 0-1																	
NO.	Name	Min	FG		3P		FT		Rebounds		Fouls		TP	AS	TO	ST	Blocks		+/-
			M-A	P-A	M-A	P-A	M-A	P-A	OR	DR	TOT	PF					FF	BS	
42	DJ Nussbaum	C 23:10	4-6	0-0	2-2	0	2	2	2	1	10	2	1	0	0	0	0	-5	1st FG% 14.34 41.2%
1	Brennan Watkins	G 25:16	8-14	5-10	3-3	0	0	0	0	2	24	1	0	0	0	1	-6	3PT% 4-11 36.4%	
2	Taeshaud Jackson	G 21:54	1-6	0-2	0-0	2	9	11	1	1	2	1	1	0	1	-4	FT% 4-5 80%		
4	Koree Cotton	G 19:46	2-5	1-2	2-3	0	3	3	3	1	7	2	6	1	0	0	9	2nd FG% 15.31 48.4%	
11	Devin Butler	G 18:38	1-2	1-2	0-0	2	2	4	0	0	3	1	0	1	0	0	-3	3PT% 4-8 50.0%	
0	Tyrann Cook	18:59	4-13	0-0	2-3	2	2	4	1	4	10	1	1	0	0	1	-27	FT% 5-9 55.6%	
10	Stephen Olowoniyi	16:50	5-8	0-0	2-2	4	1	5	1	0	10	0	2	1	0	0	-13	GM FG% 29.65 44.6%	
12	Corey Chesley	21:06	1-4	0-0	0-2	1	2	3	4	1	2	0	1	0	0	0	-13	3PT% 8-19 42.1%	
23	Maurice Wright, Jr.	15:59	2-6	1-3	0-1	0	4	4	2	2	5	3	1	0	0	0	-12	FT% 9-14 64.3%	
32	Robert Peters	18:22	1-1	0-0	0-0	0	2	2	4	0	2	0	1	0	0	0	-16	Dead Ball Rebounds: 1-0	
Team						0	0	0			0	0							
Totals			29-65	8-19	9-14	9	28	37	20	12	75	11	14	4	0	3	-18		
Technical Fouls: NONE																			

Richmond - 93		Record: 1-0											
NO.	Name	Min	FG M-A	3P M-A	FT M-A	Rebounds OR DR TOT	Fouls PF FF	TP P	AS	TO	ST	Blocks BS BA	+/-
24	Isaiah Bigelow	F 15:33	2-6	1-3	2-2	1 2 3	0 1	7	1	0	0	0	3
35	Aidan Noyes	F 14:52	2-4	2-4	0-0	0 4 4	0 0	6	0	0	1	0	16
32	Neal Quinn	C 21:08	1-1	0-0	4-4	1 9 10	0 2	6	7	1	0	1	19
2	Jordan King	G 24:24	11-18	6-12	6-6	2 3 5	1 4	34	1	1	1	0	30
3	Delonnie Hunt	G 30:08	5-11	1-5	4-7	1 1 2	0 4	15	4	0	2	0	27
4	DJ Bailey	18:56	2-4	0-0	3-5	3 2 5	1 3	7	1	0	3	0	20
11	Jason Roche	15:35	2-5	2-5	3-4	1 0 1	1 3	9	0	0	0	0	15
12	Mikkel Tyne	12:15	2-5	1-3	0-0	0 1 1	1 0	5	1	1	0	0	-2
21	Mike Walz	11:47	0-1	0-0	0-0	0 3 3	1 1	0	1	2	1	0	7
16	Ryan Soules	07:05	0-1	0-0	0-2	0 2 2	1 1	0	0	1	0	2	-8
1	Trevor Smith	06:55	0-2	0-2	0-0	0 2 2	3 0	0	0	1	2	0	-11
9	Tyler Harris	05:56	1-1	0-0	2-2	0 1 1	1 1	4	0	0	0	0	-8
5	Collin Tanner	06:34	0-2	0-1	0-0	1 1 2	1 0	0	0	0	0	0	-8
13	Jack Graham	03:44	0-1	0-1	0-0	0 0 0	0 0	0	0	0	0	0	-6
10	Liam Weaver	02:34	0-0	0-0	0-0	0 0 0	1 0	0	0	0	0	0	-2
25	Quentin Southall	02:34	0-1	0-1	0-0	0 0 0	0 0	0	0	0	0	0	-2
Team						0 0 0			0	0			
Totals		28:63	13-37	24-32	10 31 41	12 20	93	16	7	11	3	0	18
Shooting By Period													
1st FG%		17.35		48.6%									
3PT%		8.20		40.0%									
FT%		13.19		68.4%									
2nd FG%		11.28		39.3%									
3PT%		5.17		29.4%									
FT%		11.13		84.8%									
GM FG%		28.63		44.4%									
3PT%		13.37		35.1%									
FT%		24.32		75.0%									
Dead Ball Rebounds: 5.0													
Technical Fouls: NONE													

VMI		Rich		Points from		VMI		Rich		Period by Period Scoring	
Biggest lead		5 (1 st 19:10)		31 (2 nd 11:45)		Turnovers		12 17		1st 2nd TOT	
Best Scoring Run		10 (2 nd 2:02)		9 (1 st 7:42)		Paint		36 26		VMI 36 39 75	
Lead Changes		1		9 11		Second Chance		16 12		Rich 55 38 93	
Times Tied		1		16 12		Fast Breaks		29 25			
Time with Lead		01:39		37:49		Bench					

	Official Basketball Box Score - Final														Game Time: 8:00 PM Game Duration: 1:48 Attendance: 4,543	
	Siena at Richmond															
	11/11/23 Robins Center, Richmond															
	2023-24 Men's Basketball															
	Officials: Tony Henderson, Tommy Morrissey, Doug Simons															

Siena - 48		Record: 1-1												
NO.	Name	Min	FG M-A	3P M-A	FT M-A	Rebounds OR DR TOT	Fouls PF	TP	AS	TO	ST	Blocks BS BA	+/-	
5	Giovanni Emejuru	F 28:28	6-10	0-0	1-1	3 1 4	2	1	13	0	1	0	1	-25
11	Michael Ojo	F 22:40	1-5	1-4	2-4	3 0 3	3	4	5	0	1	2	1	-19
20	Killian Gribben	F 20:22	5-9	0-2	0-0	1 4 5	3	0	10	0	2	0	1	0
0	Zek Tekin	G 27:53	3-8	1-4	1-2	0 3 3	2	4	8	5	5	0	1	-23
2	Braylen Smith	G 27:31	3-9	1-5	0-1	1 4 5	2	1	7	2	2	0	1	-19
22	Michael Evbagharu	08:18	0-1	0-0	0-0	1 0 1	1	0	0	1	2	0	0	-13
34	Max Frazier	24:36	0-2	0-0	0-3	0 5 5	0	2	0	0	1	2	3	0
15	Mason Courtney	15:27	2-3	1-1	0-0	0 1 1	0	0	5	0	3	0	0	-27
12	Sveinn Birgisson	05:56	0-0	0-0	0-0	0 0 0	0	0	0	0	1	0	0	-18
21	Brendan Coyle	14:53	0-3	0-3	0-0	0 0 0	4	1	0	1	2	0	0	-21
13	Kyle Winters	03:56	0-0	0-0	0-0	0 0 0	0	0	0	0	1	0	0	0
Team						1 3 4			0	1				
Totals		20:50	4-20	4-11	10 21 31	18 13	48	9	22	4	8	1	-42	
Technical Fouls: NONE														

Richmond - 90		Record: 2-0												
NO.	Name	Min	FG M-A	3P M-A	FT M-A	Rebounds OR DR TOT	Fouls PF	TP	AS	TO	ST	Blocks BS BA	A/-	
24	Isaiah Bigelow	F 18:09	5-6	1-1	6-7	0 1 1	1 7	17	0	0	0	0	13	
35	Aidan Noyes	F 15:08	2-4	0-1	1-1	0 4 4	0 1	5	0	0	1	0	1	
32	Neal Quinn	C 19:49	4-8	0-0	1-2	0 4 4	2 1	9	4	1	1	1	13	
2	Jordan King	G 19:21	4-7	2-3	0-0	1 0 1	2 2	10	4	1	4	0	12	
3	Delonnie Hunt	G 29:33	4-8	1-1	2-2	0 2 2	3 1	11	4	1	0	0	27	
4	DJ Bailey	17:38	6-7	2-2	0-2	0 3 3	0 1	14	1	0	1	0	31	
11	Jason Roche	14:59	3-4	3-4	0-0	0 1 1	1 1	9	0	0	1	0	26	
12	Mikkel Tyne	20:44	1-5	0-3	0-0	0 1 1	1 0	2	3	1	4	0	1	
21	Mike Walz	18:11	3-4	1-1	0-1	1 4 5	1 3	7	4	2	0	0	29	
9	Tyler Harris	08:56	2-3	0-1	0-0	1 1 2	1 0	4	1	0	1	0	14	
1	Trevor Smith	07:33	0-0	0-0	0-0	0 1 1	1 0	1	0	0	0	0	5	
5	Collin Tanner	03:56	1-1	0-0	0-0	0 0 0	1 0	2	0	0	1	0	-1	
13	Jack Graham	02:49	0-1	0-1	0-0	0 0 0	0 0	0	0	0	0	0	0	
25	Quentin Southall	02:00	0-1	0-0	0-0	0 1 1	0 0	0	0	0	0	0	0	
10	Liam Weaver	01:14	0-0	0-0	0-0	0 0 0	0 0	0	0	0	0	0	-2	
Team						3 0 3		0	1					
Totals			35:59	10-18	10-15	6 23 29	13 18	90	21	8	14	1	8 42	

Technical Fouls: NONE

Shooting By Period

1st	FG%	17-30	56.7%
3PT%	4-7	57.1%	
FT%	5-7	71.4%	
2nd	FG%	18-29	62.1%
3PT%	6-11	54.5%	
FT%	5-8	62.5%	
GM FG%	35-59	59.3%	
3PT%	10-18	55.6%	
FT%	10-15	66.7%	


Dead Ball Rebounds: 2-0

Technical Fouls: NONE

Siena		RICH		Points from		Siena		RICH		Period by Period Scoring	
Biggest lead		0 (1 st 20:00)		44 (2 nd 3:56)		Turnovers		4 31		1st 2nd TOT	
Best Scoring Run		5 (1 st 10:15)		12 (1 st 5:22)		Paint		26 50		Siena 22 26 48	
Lead Changes		0		9 5		Second Chance		4 13		RICH 43 47 90	
Times Tied		0		4 13		Fast Breaks		5 38			
Time with Lead		00:00		39:44		Bench					

--

BOX SCORES



Official Basketball Box Score - Final

UNLV at Richmond

11/21/23 Ocean Center, Daytona Beach

Sunshine Slam Presented by Discount Tire

Game Time: 6:30 PM

Game Duration: 1:38

Officials: Trey Styons, Kellen Miner, Jason Garrettson

UNLV - 65

Record: 2-3

NO. Name	Min	FG M-A	3P M-A	FT M-A	Rebounds OR DR TOT	Fouls PF FD	TP	AS	TO	ST	Blocks BS BA	+/-	
0 Isaiah Cottrell	F 12:13	0-5	0-2	0-0	0 2 2	2 0	0	0	2	0	0	0	-11
1 Jalen Hill	F 27:46	3-4	0-0	4-4	4 3 7	0 3	10	3	2	0	1	1	-15
2 Justin Webster	G 33:20	3-12	1-9	0-0	0 3 3	1 1	7	1	1	0	0	1	-15
11 Dedan Thomas Jr.	G 26:34	2-8	1-2	0-0	0 0 0	2 0	5	4	1	0	0	2	-10
15 Luis Rodriguez	G 29:41	3-11	0-5	2-4	2 4 6	2 2	8	0	0	1	0	2	-16
10 Kalib Boone	26:00	6-8	0-0	2-2	2 2 4	2 1	14	0	2	1	1	0	-8
5 Rob Whaley Jr.	06:40	1-3	0-0	0-0	0 1 1	0 1	2	0	0	0	0	1	-2
24 Jackie Johnson III	19:55	5-9	5-7	2-2	0 0 0	0 1	17	1	0	1	0	1	-1
13 Brooklyn Hicks	16:04	1-2	0-0	0-0	0 3 3	0 0	2	0	0	2	0	0	-9
22 Karl Jones	01:47	0-0	0-0	0-0	0 0 0	0 0	0	0	0	0	0	0	-2
Team					4 0 4	0 0	0	0	0	0	0	0	
Totals	24:62	7:25	10:12	12 18 30	9 9	65	9	8	5	2	8	17	

Technical Fouls: NONE

Richmond - 82

Record: 3-2


NO. Name	Min	FG M-A	3P M-A	FT M-A	Rebounds OR DR TOT	Fouls PF FD	TP	AS	TO	ST	Blocks BS BA	+/-	
24 Isaiah Bigelow	F 30:09	7-8	2-3	0-0	0 7 7	0 0	16	0	2	1	0	0	25
35 Aidan Noyes	F 14:04	1-2	1-2	0-0	0 2 2	0 0	3	0	0	0	3	0	16
32 Neal Quinn	C 28:16	9-16	0-1	2-2	1 6 7	2 2	20	5	0	0	4	0	12
2 Jordan King	G 32:13	8-14	4-5	1-2	3 3 4	3 2	21	6	2	0	1	0	17
12 Mikkel Tyne	G 26:25	1-4	0-0	0-0	0 2 2	1 1	2	1	2	0	0	1	18
4 Dji Bailey	27:15	1-3	0-0	2-4	0 0 0	1 3	4	7	0	3	0	1	1
21 Mike Walz	11:44	4-4	2-2	2-2	1 2 3	1 1	12	1	2	0	0	0	5
11 Jason Roche	12:58	0-2	0-1	0-1	1 2 0	0 0	0	0	0	0	0	0	-4
9 Tyler Harris	16:56	2-2	0-0	0-0	2 2 2	2 0	4	0	1	0	0	0	-5
Team					0 2 2	0 0	0	0	0	0	0	0	
Totals	33:55	9:14	7:10	4 27 31	10 9	82	20	9	4	8	2	17	

Technical Fouls: King 2nd 12:49

UNLV		RICH		Points from UNLV/RICH		Period by Period Scoring		
				Turnovers		1st	2nd	TOT
Biggest lead	0 (1st 20:00)	22 (2nd 6:02)		Paint	28	40		
Best Scoring Run	6 (1st 9:37)	11 (1st 14:51)		Second Chance	14	2		
Lead Changes	0			Fast Breaks	4	3		
Times Tied	0			Bench	35	20		
Time with Lead	00:00	39:21						

UNLV 23 42 65

RICH 38 44 82



Official Basketball Box Score - Final

Queens (NC) at Richmond

11/25/23 Robins Center, Richmond

2023-24 Men's Basketball

Game Time: 7:00 PM

Game Duration: 1:41

Attendance: 4,953

Queens (NC) - 61

Record: 3-4

NO. Name	Min	FG M-A	3P M-A	FT M-A	Rebounds M OR DR TOT	Fouls PF FF	TP	AS	TO	ST	Blocks BS BA	+/-
6 BJ McLaurin	F 14:15	2-9	2-7	0-0	0 3 3	3 0	6	0	0	0	0	-18
5 AJ McKee	G 34:14	3-19	1-11	3-6	4 4 8	2 3	10	3	2	2	0	-23
10 Bryce Cash	G 26:52	2-5	1-2	0-0	2 2 4	3 2	5	1	5	1	0	-12
11 Chris Ashby	G 31:54	4-13	4-13	0-0	0 0 0	1 0	12	0	0	0	1	-24
13 Dayton Albury	G 33:37	9-17	2-4	2-2	1 7 8	2 3	22	4	4	1	2	-13
0 Kobe George	08:30	0-0	0-0	0-0	0 2 2	0 1	0	1	1	0	0	-18
32 Malcolm Wilson	21:24	1-2	0-0	0-2	3 3 6	0 2	0	0	1	0	1	-9
22 Jaxon Pollard	17:29	0-3	0-3	0-0	0 5 5	0 0	0	0	1	0	0	-19
12 Logan Threatt	10:05	1-2	0-0	0-0	1 1 1	0 0	2	1	0	0	0	-8
8 Luke Krawczyk	01:40	1-2	0-0	0-0	1 1 2	0 0	2	0	0	0	0	-1
Team					2 2 4	0 0	0	0	0	0	0	
Totals	23:72	10:40	5:10	13 30 43	11 11	61	10	14	4	3	4	-29

Richmond - 90


Record: 4-2

NO. Name	Min	FG M-A	3P M-A	FT M-A	Rebounds M OR DR TOT	Fouls PF FF	TP	AS	TO	ST	Blocks BS BA	+/-
24 Isaiah Bigelow	F 21:26	5-9	1-4	0-0	1 8 9	2 1	11	1	2	1	0	40
35 Aidan Noyes	F 19:08	2-6	1-4	0-0	0 6 6	0 0	5	0	1	1	0	24
32 Neal Quinn	C 22:42	10-13	1-1	0-0	0 5 5	0 1	21	3	1	0	1	24
2 Jordan King	G 29:30	10-19	3-8	1-1	0 2 2	1 3	24	2	0	2	0	29
12 Mikkel Tyne	G 23:41	2-3	0-0	2-2	1 5 6	2 3	6	4	0	1	0	14
4 Dji Bailey	25:00	4-8	0-2	0-0	0 5 5	2 0	8	1	1	1	0	20
11 Jason Roche	18:06	1-4	1-4	0-0	0 2 2	1 3	3	1	0	0	0	-8
21 Mike Walz	15:38	3-4	0-0	0-0	1 2 3	3 1	6	0	1	0	1	14
9 Tyler Harris	13:37	1-3	0-0	1-1	1 2 3	0 2	3	1	0	2	1	-8
1 Trevor Smith	03:28	0-2	0-1	0-0	0 0 0	0 0	0	0	0	0	0	-2
5 Collin Tanner	03:28	0-1	0-0	0-0	0 0 0	0 0	0	0	0	0	0	1
10 Liam Weaver	01:40	1-1	1-1	0-0	0 0 0	0 0	0	0	0	0	0	1
25 Quentin Southall	01:40	0-1	0-0	0-0	1 1 2	0 0	0	0	1	0	0	1
13 Jack Graham	00:56	0-0	0-0	0-0	0 0 0	0 0	0	0	0	0	0	0
Team					0 1 1	0 0	0	0	0	0	0	
Totals	39:74	8:25	4:4	5 39 44	11 11	90	14	6	8	4	3	29

Technical Fouls: NONE

		QUEENS	RICH	Points from		QUEENS	RICH	Period by Period Scoring		
Biggest lead		3 (1 st 19:43)	31 (2 nd 1:13)	Turnovers		13	20	1st 2nd TOT		
Best Scoring Run		5 (1 st 12:46)	10 (1 st 6:51)	Paint		20	50	QUEENS 26 35 61		
Lead Changes		3		Second Chance		8	9	RICH 48 42 90		
Times Tied		0		Fast Breaks		11	14			
Time with Lead		02:23	37:20	Bench		6	23			

BOX SCORES



Official Basketball Box Score - Final

Richmond at UNI

12/06/23 McLeod Center, Cedar Falls

2023-24 Men's Basketball

Game Duration: 1:59

Attendance: 3,153

Richmond - 73

Record: 5-4

NO. Name	Min	FG M-A	3P M-A	FT M-A	Rebounds OR DR TOT	Fouls PF FT	TP	AS	TO	ST	Blocks BS BA	+/
24 Isaiah Bigelow	F 27:04	5-9	3-5	4-5	1 5 6 3 4	17	0	2	1	0	0	-24
32 Neal Quinn	C 30:15	4-11	0-2	3-4	1 7 8 4 4	11	1	4	0	1	0	4
2 Jordan King	G 38:11	6-17	0-5	8-8	0 4 4 2 8	20	1	5	1	0	1	-9
11 Jason Roche	G 15:57	0-1	0-1	0-0	0 0 0 0 0	0	0	1	0	0	0	-13
12 Mikkel Tyne	G 25:12	3-6	1-3	2-2	0 1 1 3 1	9	1	1	0	0	0	-7
4 Dji Bailey	26:54	3-5	0-0	0-1	1 4 5 0 1	6	3	0	2	0	1	5
21 Mike Walz	09:40	0-1	0-0	0-0	1 3 4 1 1	8	0	2	1	0	0	-11
35 Aidan Noyes	19:23	3-3	2-2	0-0	1 3 4 1 1	8	0	0	1	0	0	17
9 Tyler Harris	07:25	1-1	0-0	0-0	0 0 0 2 1	2	0	1	1	0	0	13
Team					0 1 1	0	0					
Totals	25:54	6:18	17:20	5 25 30	15 20	73	9	14	6	1	2	-5

Technical Fouls: NONE

UNI - 78


Record: 3-6

NO. Name	Min	FG M-A	3P M-A	FT M-A	Rebounds OR DR TOT	Fouls PF FT	TP	AS	TO	ST	Blocks BS BA	+/
11 Jacob Hutson	C 19:46	2-6	0-1	1-1	4 2 6 3 2	5	0	0	1	0	0	5
0 Nate Heise	G 29:35	5-9	2-6	1-3	1 4 5 3 2	13	2	3	0	0	0	9
4 Trey Campbell	G 32:39	7-12	6-9	1-2	2 0 2 1 1	21	1	0	1	1	0	5
13 Bowen Born	G 29:56	5-14	2-7	5-5	0 2 2 3 5	17	4	1	1	0	0	10
32 Tytan Anderson	G 22:22	2-5	0-0	2-4	3 8 11 3 4	6	4	2	1	1	0	13
1 Cole Henry	14:47	1-2	0-0	0-0	0 3 3 0 4	2	4	4	1	0	0	-1
22 Kyle Pock	10:38	1-4	0-3	2-2	0 0 0 0 1	4	0	0	2	0	0	-8
3 London Wolf	08:36	1-2	1-2	0-0	0 0 0 0 0	3	1	0	1	0	0	-3
15 Michael Duax	11:40	1-3	0-0	0-0	0 1 1 2 0	2	0	1	0	0	1	-7
10 RJ Taylor	07:34	1-1	1-1	0-0	0 1 1 1 0	3	1	0	1	0	0	1
33 Drew Daniel	05:27	1-2	0-0	0-0	0 1 1 0 0	2	0	0	0	0	0	1
Team					0 4 4	0	0					
Totals	27:60	12:29	12:17	10 26 36	20 15	78	17	11	9	2	1	5

Technical Fouls: NONE

		RICH	UNI			Period by Period Scoring				
Biggest lead	10 (1 st 5:38)	8 (2 nd 0:17)	Points from Turnovers	12	18	1st	2nd	TOT		
Best Scoring Run	10 (1 st 12:43)	9 (1 st 17:35)	Paint	20	24	RICH	41	32	73	
Lead Changes	9		Second Chance	7	14					
Times Tied	7		Fast Breaks	2	9	UNI	39	39	78	
Time with Lead	11:21	26:05	Bench	16	16					

BOX SCORES



Official Basketball Box Score - Final

Lafayette at Richmond

12/20/24 Robins Center, Richmond

2023-24 Men's Basketball

Game Time: 4:00 PM

Game Duration: 1:36

Attendance: 5,484

Lafayette - 38

Record: 1-12

Officials: Raymie Snyons, Leslie Jones, Chase Shaw

NO.	Name		Min	FG		3P		FT		Rebounds			Fouls		TP	AS	TO	ST	Blocks	BBS	+/-
				M/A	P/A	M/A	P/A	OR	DR	TOT	FF	FD									
14	Yuke Jenkins	F	20:29	1-7	0-3	0-0	2	1	3	1	2	2	6	1	1	0	0	-11			
15	Vander Baan	C	20:56	2-7	0-2	0-0	2	2	4	2	6	1	1	3	0	3	-17				
0	Ryan Pettit	G	26:21	0-4	0-3	0-0	0	2	2	3	6	0	1	1	0	0	-1				
5	Eric Sundberg	G	16:10	1-9	0-5	0-0	0	5	5	0	2	1	1	0	0	-16					
10	Mark Butler	G	24:47	2-2	0-0	2-4	1	2	3	2	3	1	2	1	0	0	-20				
3	Devin Hines	13:09	1-5	0-3	0-0	0	2	2	1	0	2	1	1	1	0	-12					
13	Mike Bednostin	09:39	2-5	0-0	0-0	1	1	2	0	0	4	1	1	0	0	4					
4	Luke Rasmussen	18:13	0-2	0-1	2-2	0	1	1	1	2	2	0	0	2	0	-6					
23	Joshua Wyche	21:04	0-2	0-0	2-4	2	10	12	0	3	2	0	3	0	1	-8					
22	Chris Rubayo	03:32	1-1	0-0	0-0	0	0	0	0	0	2	0	1	0	0	-8					
1	Luka Savcivic	10:39	0-2	0-1	0-0	0	0	0	0	0	0	0	0	1	0	-2					
2	Jon Brantley	04:57	1-3	0-1	0	0	0	0	2	0	2	0	0	0	0	2					
21	Andrew Phillips	10:04	3-7	1-1	1-1	1	1	2	0	1	8	0	1	3	0	0					
Team								2				0									
Totals				14:56	1-20	9-13	9	30	39	12	13	38	6	15	10	4	3	-21			

Shooting By Period

1st	FG%	6-25	24.0%
2nd	FG%	3-12	25.0%
3rd	FG%	5-8	62.5%
4th	FG%	6-31	25.8%
FT%	1-8	12.5%	
3PT%	4-5	80%	

GM FG%

14-56	25.0%	
3PT%	1-20	5.0%
FT%	9-13	69.2%

Dead Ball Rebounds: 1-0

Richmond - 59			Record: 8-5														
NO.	Name	Min	FG M-A	3P M-A	FT M-A	Rebounds OR DR TOT	Fouls PF FD	TP	AS	TO	ST	Blocks BS BA	+/-				
24	Isaiah Bigelow	F 27:49	6-13	2-6	0-0	1 9 10	0 1	14	1	0	2	1	0	17			
32	Neal Quinn	C 12:48	2-6	0-0	0-0	1 3 4	0 2	4	2	2	0	0	1	6			
2	Jordan King	C 31:55	2-9	1-7	0-0	7 7 0	4 5	3	5	3	0	0	0	22			
4	Dj Bailey	C 28:06	5-8	1-1	0-2	0 6 6	4 2	10	2	3	1	1	1	19			
12	Mikkel Tyne	C 31:56	4-11	2-5	0-0	3 2 5	1 10	10	2	1	1	0	1	21			
9	Mike Walz	09:42	0-3	0-1	0-0	4 0 4	2 0	0	2	1	0	0	0	10			
21	Tyler Hark	16:15	2-3	2-2	0-0	0 3 3	1 10	6	0	1	1	1	0	4			
11	Jason Roche	21:23	2-5	2-4	0-0	0 1 1	3 0	6	0	2	2	0	0	9			
35	Aidan Noyes	03:33	0-0	0-0	0-0	1 1 1	1 1	0	0	0	0	0	0	7			
1	Trevor Smith	07:45	0-1	0-1	2-4	0 2 2	0 2	2	0	1	0	0	0	-7			
5	Collin Tanner	07:13	1-2	0-0	0-0	1 0 1	1 0	2	0	0	0	0	0	-3			
13	Jack Graham	01:35	0-0	0-0	0-0	0 0 0	0 0	0	0	0	0	0	0	0			
Team						0	1		0	0							
Totals			24:61	9-27	2-6	10 35 45	13 12	59	14	14	7	3	4	21			


Shooting By Period

1 st FG%	18-38	47.4%
2 nd FG%	8-18	44.4%
3 rd FG%	0-0	0%
4 th FG%	6-23	26.1%
FT%	1-9	11.1%
3PT%	2-6	33.3%
GM FG%	24-61	39.3%
3PT%	9-27	33.3%
FT%	2-6	33.3%

Dead Ball Rebounds: 1

Technical Fouls: NONE

	LAF	RICH	Points from	LAF	RICH	Period by Period Scoring			
Biggest lead	0 (1 st 20:00)	29 (2 nd 19:49)	Turnovers	7	14				
Best Scoring Run	8(2 nd 2:19)	9(1 st 4:21)	Paint	22	24		1st	2nd	TOT
Lead Changes			Second Chance	5	11	LAF	17	21	38
Times Tied		1	Fast Breaks	6	7				
Time with Lead	00:00	37:20	Bench	22	16	RICH	44	15	59



Official Basketball Box Score – Final

Richmond at Loyola Chicago

01/09/24 Joseph J. Gentile Arena, Chicago

2023-24 Men's Basketball

Game Time: 7:00 PM

Game Duration: 1:53

Attendance: 1,634

Officials: Tim Cougherty, Earl Walton, Steven Anderson

Richmond - 58

Record: 10-5 (2-0)

NO.	Name	F	Min	FG M-A	3P M-A	FT M-A	Rebounds OR DR TOT	Fouls PF	TP	AS	TO	ST	BS BLK	W-L			
24	Isaiiah Bigelow	F	29:57	2-6	2-4	0-0	5 5	4	2	6	0	1	1	0	-1		
32	Neal Quinn	C	30:22	6-15	0-1	1-3	1 6	7	2	3	13	4	4	2	1	0	
2	Jordan King	G	35:39	5-13	5-6	1-1	0 5	5	0	5	16	2	3	1	0	10	
4	DJ Bailey	G	29:42	4-5	2-3	0-0	0 2	2	2	2	10	3	2	1	0	4	
12	Mikkel Tyne	G	25:10	4-4	0-2	0-0	0 4	4	0	1	0	1	0	0	0	0	
3	Delonnie Hunt	F	19:11	3-7	0-1	0-1	0 1	1	3	1	6	1	0	0	0	1	-12
9	Tyler Harris		11:45	1-4	1-3	0-0	0 2	2	0	3	2	0	0	0	0	0	7
21	Mike Walz		09:33	1-2	0-1	0-0	1 3	4	2	1	2	3	0	0	1	0	2
11	Jason Roche		08:41	0-1	0-1	2-2	0 0	0	1	0	2	0	0	0	0	0	-6
Team							2 1 3	0	0	0	0						
Totals			22:57	10-22	4-8	4	29	33	14	15	58	15	11	6	3	3	2

Shooting By Period

1st FG%

9-30 30.0%

3PT%

4-11 36.4%

FT%

1-1 100%

2nd FG%

13-27 48.1%

3PT%

6-11 54.5%

FT%

3-7 42.9%

GM FG%

22-57 38.6%

3PT%

10-22 45.5%

FT%

4-8 50.0%

Dead Ball Rebounds: 0-0

Technical Fouls: NONE

Loyola Chicago - 56			Record: 10-6 (2-1)														
NO.	Name	Min	FG	3P	FT	Rebounds	Fouls	TP	AS	ST	Blocks	BS	+	Shooting By Period			
			M-A	M-A	M-A	OR	DR	FF	FD					1 st	2 nd	3 rd	
23	Philp Alston	F 14:24	0-3	0-2	0-0	4	4	4	0	2	2	0	0	1 st FG%	9-27	33.3%	
24	Miles Rubin	C 23:52	4-6	0-0	1	6	7	2	3	8	1	2	2	3PT%	2-12	16.7%	
0	Des Watson	G 3:09	3-9	2-4	6-9	1	5	6	1	4	14	1	4	0	0	1	4
1	Jayden Dawson	G 3:35	6-14	4-10	0-0	8	8	1	1	16	2	2	0	0	0	0	0
4	Braden Norris	G 32:18	3-4	2-2	0-0	2	2	2	1	8	1	4	0	0	0	0	2
32	Darne Adekun	16:05	3-8	0-1	2-4	1	1	5	2	3	8	0	0	1	0	1	4
2	Jalen Quinn	29:06	0-4	0-1	0-0	1	5	2	3	0	5	3	1	0	1	0	1
12	Greg Dolan	07:22	0-1	0-1	0-0	0	0	0	0	0	0	0	0	0	0	0	4
30	Patrick Mwamba	06:40	1-3	0-1	0-0	0	1	1	0	0	2	0	1	0	0	0	4
33	Ben Schwiager	02:44	0-0	0-0	0-0	0	0	0	0	0	0	0	0	1	0	1	0
Team						3	3	6	0	0	0	0	0	0	0	1	0
Totals			20-52	6-22	8-14	6	35	41	16	14	56	13	15	9	3	3	-2
Technical Fouls: Watson 2 nd 15:07																	

	RIC	LUC		RIC	LUC	Period by Period Scoring			
Biggest lead	6 (2 nd 1:11)	8 (2 nd 15:09)	Points from Turnovers	12	9		1st	2nd	TOT
Best Scoring Run	8 (2 nd 13:13)	10 (1 st 5:36)	Paint	20	20	RIC	23	35	58
Lead Changes	8		Second Chance	1	7				
Times Tied	6		Fast Breaks	0	11	LUC	23	33	56
Time with Lead	16:47	17:59	Bench	13	10				

[illegible]

Richmond - 65			Record: 9-5 (1-0)																
NO. Name		Min	FG	3P	FT	Rebounds	Fouls	TP	AS	TO	ST	Blocks	+/-	Shooting By Period					
			M-A	M-A	M-A	OR	DR	TS				BS	BA	1st FG%	2nd FG%	3rd FG%			
24	Isaiah Bigelow	F 32:13	4-9	1-2	4-4	4	9	10	3	4	13	2	0	3	0	0	1		
32	Ned Quinn	C 27:56	5-8	0-1	0-0	0	1	1	3	0	10	4	1	1	3	0	2		
2	Jordan King	G 38:39	6-15	2-8	4-4	0	3	3	1	4	18	3	1	2	0	0	9		
4	Dji Bailey	G 33:17	4-8	1-3	4-9	1	3	4	0	5	13	3	2	0	0	0	4		
12	Mikkel Tyne	G 32:16	2-7	1-4	0-1	0	6	6	2	5	2	2	2	0	0	0	9		
9	Tyler Harris	14:07	0-1	0-0	0-0	1	1	2	2	0	0	0	0	1	0	0	8		
11	Jason Roche	09:28	1-3	0-2	0-0	1	1	0	1	0	2	0	0	0	0	0	13		
21	Mike Walz	12:04	2-4	0-1	0-0	2	2	4	0	0	4	2	0	0	1	1	9		
Team						0	0	0			0								
Totals			24-55	5-21	12-18	9	25	34	11	15	65	16	6	11	4	1	11		
Technical Fouls: NONE																			

1st FG% 12-32 37.5%

3PT% 4-15 26.7%

FT% 0-0 0%

2nd FG% 12-23 52.2%

3PT% 1-6 16.7%

FT% 12-18 66.7%


GM FG% 24-55 43.6%

3PT% 5-21 23.8%

FT% 12-18 66.7%

Dead Ball Rebounds: 2.0

	SBU	RICH	Points from	SBU	RICH	Period by Period Scoring			
Biggest lead	8 (1 st 10:30)	11 (2 nd 7:04)	Turnovers	6	19		1st	2nd	TOT
Best Scoring Run	7 (1 st 11:35)	15 (1 st 2:20)	Paint	20	30	SBU	23	31	54
Lead Changes	2		Second Chance	8	7		RICH	28	37
Times Tied	2		Fast Breaks	13	13				
Time with Lead	05:54	31:54	Bench	17	6				



Official Basketball Box Score - Final

George Mason at Richmond

01/13/24 Robins Center, Richmond

01/13/24 Men's Basketball

Game Time: 6:00 PM

Game Duration: 2:00

Attendance: 6,275

George Mason - 70

Record: 13-4 (2-2)

Officials: Sean Hult, Leslie Jones, Chase Shaw

NO.	Name	Min	M-A	FG	3P	FT	OR	DR	TOT	Fouls	TP	AS	TO	ST	Blocks	BS	BA	+/-	Shooting By Period		
																			1st	2nd	3rd
23	Amari Kelly	F 25:48	6-10	1-3	0-1	1	5	6	5	3	13	1	1	0	1	0	8		3PT%	9.9	33.3%
0	Jared Billups	G 26:20	3-4	1-2	3-4	4	2	6	2	3	10	3	1	2	0	-6		FT%	7-8	87.5%	
1	Ronald Polite III	G 34:00	5-9	3-5	0-0	1	2	3	2	0	13	6	2	1	0	1	2		3PT%	14.29	48.3%
4	Keyshawn Hall	G 34:24	1-4	0-1	6-6	0	9	9	2	6	8	0	3	0	1	2		3PT%	5-13	38.5%	
13	Darius Maddox	G 38:51	7-18	3-9	1-1	1	4	5	1	1	18	2	1	0	0	-5		FT%	5-6	83.3%	
2	Woody Newton	G 12:33	1-4	0-2	0-0	0	0	0	0	3	0	2	1	1	0	-11		GM FG%	25-55	45.5%	
3	Baraka Okojie	G 10:03	0-2	0-0	0-0	0	1	1	1	0	0	0	1	0	0	-5		3PT%	8-22	36.4%	
35	Malik Henry	14:12	2-3	0-0	2-2	1	0	1	1	4	1	6	1	0	0	-15		FT%	12-14	85.7%	
8	Tre Wood	03:48	0-1	0-0	0-0	0	0	0	0	0	0	0	0	0	0	-5		Dead Ball Rebounds: 1-0			
Team							1	0	1		0		1								
Totals			25:55	8-22	12-14	9	23	32		20	14	70	14	11	3	1	2	-7			

Technical Fouls: 0

NTS: 0

Richmond - 77												Record: 11-5 (3-0)												Technical Fouls: NONE											
NO.	Name	Min	FG M-A	3P M-A	FT M-A	Rebounds OR DR TOT	Fouls P FUL	TP	AS	TO	ST	BLKS B	+/-	Shooting By Period																					
24	Isaiah Bigelow	F 30:50	3-7	1-3	5-5	1	7	8	3	5	12	1	0	0	1	13	1 st FG% 14-25 56.0%																		
32	Neal Quinn	C 31:01	3-10	3-10	4-4	0	3	3	2	5	10	4	1	0	1	0	3PT% 7-12 58.3%																		
2	Jordan King	G 35:13	11-15	6-8	3-4	0	5	5	2	3	31	1	1	5	0	0	FT% 8-8 100%																		
3	Delonnie Hunt	G 31:12	3-6	1-1	4-4	1	2	3	1	3	11	0	1	1	0	1	2 nd FG% 10-25 40.0%																		
4	DJ Bailey	G 24:38	2-4	0-1	3-4	1	1	2	3	3	2	2	1	0	0	3	3PT% 3-8 37.5%																		
11	Jason Roche	F 11:52	0-2	0-2	0-0	0	1	1	1	0	0	2	1	0	0	0	FT% 11-13 84.6%																		
12	Mikkel Tyne	G 13:35	1-4	1-3	0-0	0	1	1	1	0	3	0	1	0	0	2	GM FG% 24-50 48.0%																		
21	Mike Watz	G 08:49	0-0	0-0	0-0	0	1	0	1	1	0	1	0	0	0	9	3PT% 10-20 50.0%																		
3	Tyler Harris	G 12:50	1-2	1-2	0-0	0	2	2	0	0	3	0	1	0	0	0	FT% 19-21 90.5%																		
Team						0	0	0		0							Dead Ball Rebounds: 1.0																		
Totals			24-50	10-21	4-22	26	14	20	77	10	7	7	2	1	7		Technical Fouls: NONE																		

	GMU	RIC	Points from Turnovers	GMU	RIC	Period by Period Scoring			
Biggest lead	5 (1 st 17:20)	17 (2 nd 11:40)	Paint	11	14		1st	2nd	TOT
Best Scoring Run	8 (2 nd 6:58)	11 (1 st 11:09)	Second Chance	13	7	GMU	32	38	70
Lead Changes	3		Fast Breaks	5	9				
Times Tied	2		Bench	8	6	RIC	43	34	77
Time with Lead	06:15	32:45							



BOX SCORES

Official Basketball Box Score - Final
Richmond at Duquesne
01/16/24 UPMC Crozer Fieldhouse, Pittsburgh, Pa.
2022-24 Men's Basketball

Game Time: 7:00 PM
Game Duration: 2:09
Attendance: 2,463

Richmond - 63

Record: 12-5 (4-0)

Officials: Jamie Luckie, Matt Potter, Justin Porterfield

NO. Name	Min	FG M-A	3P M-A	FT M-A	Rebounds OR DR TOT	Fouls PF FD	TP	AS	TO	ST	Blocks BS BA	+/-
24 Isaiah Bigelow	F 22:32	1-6	0-2	4-5	0 1 1	2 3	6	1	1	1	1 2 3	
32 Neal Quinn	C 23:36	8-10	0-0	0-0	1 7 8	0 0	16	2	2	1 2	0 11	
4 Jordan King	G 36:04	5-11	0-4	0-2	0 1 1	0 2	10	1	2	1 0	0 0	
3 Delonnie Hunt	G 32:18	1-6	0-1	1-2	1 2 3	3 1	3	4	1	1 0	0 14	
4 Dji Bailey	G 31:49	4-5	2-2	2-2	2 6 8	2 3	12	4	2	2 1	0 -10	
21 Mike Walz	16:18	1-2	0-0	0-0	1 3 4	2 1	2	1	0	0 2	0 -9	
12 Mikkel Tyne	09:15	1-3	0-1	1-1	1 1 2	0 2	3	0	2	0 0	0 -7	
9 Tyler Harris	13:30	0-0	0-0	0-0	0 3 3	0 0	0	1	0	0 0	0 -4	
11 Jason Roche	14:38	3-7	3-5	2-2	0 0 0	1 1	11	0	0	0 0	0 -4	
Team					0 0 0	0 1						
Totals		24-50	5-15	10-14	6 24 30	13 13	63	14	11	6	2 2	

Technical Fouls: NONE


Duquesne - 61

Record: 9-7 (0-4)

NO. Name	Min	FG M-A	3P M-A	FT M-A	Rebounds OR DR TOT	Fouls PF FD	TP	AS	TO	ST	Blocks BS BA	+/-
0 Dusan Mahoric	F 16:52	2-11	0-1	1-1	0 0 0	1 2	5	2	0	0 0	0 -1	
4 Tre Williams	F 22:50	3-6	0-0	0-0	1 5 6	2 2	6	0	1	0 0	1 -4	
1 Jimmy Clark III	G 35:28	6-13	1-7	3-6	0 3 3	1 4	16	4	1	0 0	0 -4	
32 Kareem Rozier	G 28:39	3-5	2-3	0-0	1 1 2	5 2	8	2	1	0 0	0 0	
44 Jake DiMichele	G 27:14	1-5	0-3	1-2	2 2 4	3 2	3	2	1	0 1	1 -10	
2 David Dixon	23:08	5-9	0-0	2-2	1 5 6	1 1	12	1	1	1 0	2 -1	
14 Matus Hronsky	21:25	1-2	1-1	0-0	1 1 2	0 0	3	1	1	0 0	0 -4	
34 Fousseyni Drame	17:10	3-5	2-3	0-0	1 2 3	0 0	8	2	0	2 1	1 -2	
7 Jakub Necas	07:15	0-1	0-0	0-0	2 2 2	0 0	0	0	0	0 0	0 -4	
Team					3 1 4	0 0						
Totals		24-57	6-19	7-11	9 22 31	13 13	61	14	9	4 2	6 -2	

Technical Fouls: NONE

	UR	DUQ	Points from Turnovers	UR	DUQ	Period by Period Scoring
Best Scoring Lead	4 (1 st 18:03)	10 (1 st 7:54)	13	7		1st 2nd TOT
Best Scoring Run	8 (1 st 6:25)	7 (1 st 12:58)	Paint	24	28	UR 28 35 63
Lead Changes		6	Second Chance	7	3	
Times Tied	5		Fast Breaks	10	8	DUQ 33 28 61
Time with Lead	03:54	33:06	Bench	16	23	



Official Basketball Box Score - Final

Richmond at Davidson

01/20/24 Bell Arena, Davidson

2023-24 Men's Basketball

Game Time: 4:00 PM

Game Duration: 2:14

Attendance: 4,235

Richmond - 69

Record: 13-5 (5-0)

NO. Name

Min

FG

3P

FT

Rebounds

Fouls

TP

AS

TO

ST

Blocks

+/-

24 Isaiah Bigelow

F 30:41

3-9

1-4

3-3

4 9 13

1 4

10

0

2

1

2

0 6

32 Neal Quinn

C 33:58

4-8

0-0

0-1

0 5 5

1 1

8

3

1

0

1

0 8

2 Jordan King

G 36:03

8-18

3-8

5-6

0 2 2

3 3

24

2

1

1

0

0 3

3 Delonnie Hunt

G 41:12

2-6

1-2

2-2

0 7 7

4 3

7

4

2

4

0

0 12

4 Dji Bailey

G 39:21

3-8

0-1

4-4

0 5 5

1 2

10

1

0

3

0

1 11

21 Mike Walz

10:38

1-2

0-0

0-0

0 4 4

2 0

2

0

0

0

0 -4

9 Tyler Harris

18:09

2-3

2-2

0-0

1 3 4

2 0

6

0

0

0

0 0

11 Jason Roche

05:42

0-2

0-2

0-0

1 0 1

0 0

0

0

0

0

1 -7

12 Mikkel Tyne

09:16

1-4

0-2

0-0

0 0 0

0 0

2

2

0

0

0 -4

Team

1 1 2

0 5

Totals

24-60

7-21

14-16

7 36 43

14 13

69

12

11

9

3

2 5

Technical Fouls: NONE

Dead Ball Rebounds: 0, 0

Davidson - 64

Record: 11-7 (1-4)

NO. Name

Min

FG

3P

FT

Rebounds

Fouls

TP

AS

TO

ST

Blocks

+/-

1 Reed Bailey

F 25:48

0-6

0-3

2-2

0 2 2

1 1

2

1

0

0

0

0 -12

2 Bobby Durkin

F 31:28

2-6

1-3

0-0

1 5 6

1 0

5

0

2

0

0

0 -13

42 David Skogman

F 33:09

8-13

5-8

3-4

3 5 8

2 2

24

0

1

0

0 0

5 Grant Huffman

G 37:21

7-17

0-3

3-3

0 7 7

4 3

17

5

4

1

0 1 -5

23 Connor Kochera

G 21:54

2-4

1-1

0-0

0 3 3

2 1

5

2

1

2

0 0 2

15 Sean Logan

13:19

1-2

0-1

0-0

0 1 1

2 1

2

0

0

0

1 0 -15

3 Achille Spadone

12:43

0-4

0-1

0-0

0 2 2

0 2

0

2

0

0

1 1 8

12 Hunter Adam

17:50

2-4

1-2

0-0

1 3 4

0 0

5

0

1

0

0 0 -3

0 Jarvis Moss

06:01

0-2

0-2

0-0

0 0 0

0 0

0

0

0

0

0 -7

4 Mike Loughane

04:30

0-0

0-0

0-0

0 0 0

0 0

0

0

0

0

0 -7

14 Angelo Brizzi

21:03

2-6

0-2

0-4

1 2 3

1 4

4

1

2

1

0 1 3

Team

1 1 2

0 0

Totals

24-64

8-26

8-13

7 31 38

13 14

64

11

11

4

2

3 5

Technical Fouls: NONE

Dead Ball Rebounds: 2, 0

RIC

DAV

Biggest lead

11 (1st 1:39)

3 (2nd 2:15)

Best Scoring Run

12 (1st 1:39)

9 (2nd 3:50)

Lead Changes

9

Times Tied

9

Time with Lead

32:11

05:18

Points from

RIC

DAV

Turnovers

10

9

Paint

24

30

Second Chance

7

5

Fast Breaks

15

3

Bench

10

11

Period by Period Scoring

RIC

DAV

1st

2nd

OT1

OT2

26

36

2

64

BOX SCORES

NCAA

Official Basketball Box Score - Final

Richmond at Fordham

01/31/24 Rose Hill Gym, Bronx, N.Y.

2023-24 Men's Basketball

Game Time: 7:00 PM

Game Duration: 1:59

Attendance: 1,980

Richmond - 83

Record: 16-5 (8-0)

Officials: Mark Schnur, A.J. Desai, Nathan Farrell

NO. Name	Min	FG		3P	FT	Rebounds		Fouls		TP	AS	TO	ST	Blocks		+/-	<div>Shooting By Period</div> <div>1st FG% 17-26 65.4%</div> <div>3PT% 5-7 71.4%</div> <div>FT% 3-3 100%</div> <div>2nd FG% 14-27 51.9%</div> <div>3PT% 3-7 42.9%</div> <div>GM FG% 31-53 58.5%</div> <div>3PT% 8-14 57.1%</div> <div>FT% 13-16 81.3%</div> <div>Dead Ball Rebounds: 1, 0</div>
		M-A	M-A	M-A	M-A	OR	DR	TOT	PF					FD	BS		
24 Isaiah Bigelow	F 21:44	1-6	0-0	0-0	0 9 9	2	1	2	0	1	0	0	3	10			
32 Neal Quinn	C 30:33	5-10	0-0	0-0	0 4 4	2	1	10	6	2	1	1	0	14			
2 Jordan King	G 34:16	8-10	4-4	9-10	0 3 3	0	5	29	2	2	2	2	0	14			
3 Delonnie Hunt	G 29:23	5-7	2-3	0-0	0 2 2	2	2	12	1	0	1	0	1	23			
4 Dji Bailey	G 33:16	6-9	0-3	2-4	0 1 1	1	3	14	3	1	1	0	0	21			
11 Jason Roche	08:41	0-0	0-0	0-0	0 1 1	1	0	0	0	0	0	0	0	0			
9 Tyler Harris	16:19	1-1	1-1	0-0	0 0 0	2	0	3	1	0	0	0	0	-3			
12 Mikkel Tyne	15:17	3-7	0-2	2-2	0 0 0	0	3	1	8	1	1	0	0	-4			
21 Mike Walz	09:27	2-3	1-1	0-0	0 3 3	2	0	5	0	2	0	0	0	0			
35 Aidan Noyes	01:04	0-0	0-0	0-0	0 1 1	1	0	0	0	1	0	0	0	-5			
Team						1	3	4		0		1					
Totals		31-53	8-14	13-16	1 27 28	16	13	83	14	11	6	1	4	14			

Technical Fouls: Sigelow 1st 16:38

Fordham - 69

Record: 9-12 (3-5)

Technical Fouls: Sigelow 1st 16:38

NO. Name	Min	FG		3P	FT	Rebounds		Fouls		TP	AS	TO	ST	Blocks		+/-	<div>Shooting By Period</div> <div>1st FG% 14-29 48.3%</div> <div>3PT% 4-13 30.8%</div> <div>FT% 1-2 50%</div> <div>2nd FG% 9-27 33.3%</div> <div>3PT% 5-14 35.7%</div> <div>GM FG% 23-56 41.1%</div> <div>3PT% 9-27 33.3%</div> <div>FT% 14-20 70.0%</div> <div>Dead Ball Rebounds: 3, 0</div>
		M-A	M-A	M-A	M-A	OR	DR	TOT	PF					FD	BS		
2 Romad Dean	F 23:32	3-6	2-4	0-0	2 2 4	1	0	8	0	0	0	1	0	-5			
12 Elijah Gray	F 25:45	3-11	2-7	6-6	1 5 6	3	3	14	0	1	1	1	0	-7			
1 Will Richardson	G 32:28	5-11	3-5	3-4	2 1 3	2	3	16	4	3	0	0	0	-9			
10 Kyle Rose	G 30:16	4-7	2-5	0-0	0 7 7	2	0	10	0	3	0	0	0	-20			
24 Antrell Charlton	G 24:07	3-6	0-3	0-0	0 2 2	3	1	6	3	0	0	2	0	-11			
0 Japhet Medor	20:58	1-5	0-2	3-4	1 2 3	2	2	5	2	1	1	0	0	-5			
30 Abdou Tsimbila	13:59	0-3	0-0	0-0	0 0 0	0	1	0	0	1	0	0	0	-12			
55 Josh Rivera	14:50	3-3	0-0	1-4	1 2 3	1	4	7	1	2	0	0	0	-10			
3 Jahmere Tripp	10:17	0-3	0-1	0-0	0 1 1	0	1	0	1	1	3	0	0	-3			
4 Noah Best	01:55	1-1	0-0	1-2	2 0 2	0	1	3	0	0	0	0	0	6			
15 Ogheneyole Akuwovo	01:55	0-0	0-0	0-0	0 0 0	0	0	0	0	0	0	0	0	6			
Team						0	1	1		0		0					
Totals		23-56	9-27	14-20	9 23 32	16	15	69	11	12	5	4	1	-14			

Technical Fouls: Rose 1st 16:38 Coach 1st 16:38 Charlton 2nd 3:08

RIC

FOR

Biggest lead

20 (2nd 2:44)

2 (1st 19:55)

Best Scoring Run

8 (2nd 12:22)

6 (2nd 0:16)

Lead Changes

3

Times Tied

2

Time with Lead

37:37

01:36

Points from

RIC

FOR

Turnovers

16

9

Paint

42

20

Second Chance

0

13

Fast Breaks

6

8

Bench

16

15

Period by Period Scoring

RIC

42

41

83

FOR

33

36

69

SPIDERS SEASON RANKS

TEAM RANKS

Statistic	National Rank	Conference Rank	Value
Assist/Turnover Ratio (351 ranked)	35	3	1.49
Assists Per Game (351 ranked)	192	9	13.0
Bench Points per game (351 ranked)	317	15	13.73
Blocks Per Game (351 ranked)	242	13	2.9
Effective FG pct (351 ranked)	115	6	0.526
Fastbreak Points (351 ranked)	277	14	7.59
Field Goal Percentage (351 ranked)	101	5	46.1
Field Goal Percentage Defense (351 ranked)	11	1	39.2
Fouls Per Game (351 ranked)	15	2	14.0
Free Throw Attempts Per Game (351 ranked)	328	15	15.5
Free Throw Percentage (351 ranked)	99	6	73.3
Free Throws Made Per Game (351 ranked)	308	15	11.4
Rebound Margin (351 ranked)	318	14	-3.9
Rebounds (Defensive) Per Game (351 ranked)	30	2	28.00
Rebounds (Offensive) Per Game (351 ranked)	349	15	5.91
Rebounds Per Game (351 ranked)	277	14	33.91
Scoring Defense (351 ranked)	29	2	65.0
Scoring Margin (351 ranked)	78	3	7.4
Scoring Offense (351 ranked)	227	13	72.4
Steals Per Game (351 ranked)	123	4	7.0
Three Point Attempts Per Game (351 ranked)	230	11	21.0
Three Point Percentage (351 ranked)	71	5	36.1
Three Point Percentage Defense (351 ranked)	22	2	29.9
Three Pointers Per Game (351 ranked)	167	11	7.6
Turnover Margin (351 ranked)	40	2	2.9
Turnovers Forced Per Game (351 ranked)	228	8	11.64
Turnovers Per Game (350 ranked)	3	1	8.7
Winning Percentage (350 ranked)	47	2	72.7

INDIVIDUAL RANKS

Statistic	Player	National Rank	Conference Rank	Value
Assist/Turnover Ratio (350 ranked)	Neal Quinn	99	8	2.26
Assists (350 ranked)	Neal Quinn	164	7	86
Assists Per Game (337 ranked)	Neal Quinn	156	7	3.9
Blocks (315 ranked)	Neal Quinn	129	9	30
Blocks Per Game (338 ranked)	Neal Quinn	124	9	1.36
Double Doubles (490 ranked)	Isaiah Bigelow	98	2	5
Field Goal Attempts (343 ranked)	Jordan King	108	2	304
Field Goal Percentage (349 ranked)	Neal Quinn	82	6	52.2
	Jordan King	147	8	48.4
Field Goals (347 ranked)	Jordan King	64	1	147
	Neal Quinn	296	11	118
Free Throw Attempts (340 ranked)				
Free Throw Percentage (349 ranked)	Jordan King	173	9	81.6
Free Throws (348 ranked)	Jordan King	270	15	71
Minutes Per Game (350 ranked)	Jordan King	79	4	34:40
Points (347 ranked)	Jordan King	68	2	420
Points Per Game (350 ranked)	Jordan King	49	2	19.1
Rebounds (350 ranked)	Isaiah Bigelow	222	6	151
Rebounds (Defensive) Per Game (350 ranked)	Isaiah Bigelow	76	3	5.91
	Neal Quinn	196	7	4.91
Rebounds (Offensive) Per Game (347 ranked)				
Rebounds Per Game (347 ranked)	Isaiah Bigelow	196	7	6.9
Steals (318 ranked)	Dji Bailey	96	3	40
Steals Per Game (348 ranked)	Dji Bailey	89	3	1.82
	Jordan King	338	12	1.32
Three Point Attempts (345 ranked)	Jordan King	210	7	128
Three Point Percentage (96 ranked)	Jordan King	14	2	43.0
Three Pointers Per Game (345 ranked)	Jordan King	96	5	2.50
Total 3-point FGM (336 ranked)	Jordan King	113	5	55
Triple Doubles (5 ranked)				



SPIDERS A-10 STATS

Game Records

Record	Overall	Home	Away	Neutral
ALL GAMES	8-1	4-0	4-1	0-0
CONFERENCE	8-1	4-0	4-1	0-0
NON-CONFERENCE	0-0	0-0	0-0	0-0

Score by Periods

Team	1st	2nd	OT	TOT
Richmond	269	342	7	618
Opponents	239	334	2	575

Team Box Score

No.	Player				Total		3-Point		F-Throw		Rebounds													
		GP-GS	MIN	AVG	FG-FGA	FG%	3FG-3FGA	3FG%	FT-FTA	FT%	OFF	DEF	TOT	AVG	PF	DQ	A	TO	BLK	STL	PTS	AVG		
2	KING, Jordan	9-9	326:36	36.3	62-124	.500	26-53	.491	39-49	.796	2	28	30	3.3	14	0	16	12	0	16	189	21.0		
32	QUINN, Neal	9-9	271:24	30.2	42-94	.447	0-2	.000	14-18	.778	9	42	51	5.7	24	1	37	19	14	6	98	10.9		
4	BAILEY, Dji	9-9	293:36	32.6	32-58	.552	6-17	.353	22-35	.629	6	30	36	4.0	13	0	20	12	2	15	92	10.2		
24	BIGELOW, Isaiah	9-9	257:59	28.7	25-70	.357	12-33	.364	28-32	.875	11	65	76	8.4	23	0	5	7	5	9	90	10.0		
3	HUNT, Delonnie	8-7	255:51	32.0	26-57	.456	7-17	.412	14-18	.778	2	26	28	3.5	18	0	16	8	0	13	73	9.1		
11	ROCHE, Jason	9-0	102:31	11.4	7-24	.292	5-20	.250	4-4	1.000	2	2	4	0.4	8	0	0	1	0	0	23	2.6		
12	TYNE, Mikkel	9-2	120:24	13.4	8-34	.235	2-17	.118	3-4	.750	1	15	16	1.8	6	0	7	5	0	2	21	2.3		
9	HARRIS, Tyler	9-0	109:26	12.2	6-15	.400	5-9	.556	0-0	.000	2	12	14	1.6	9	0	4	3	0	3	17	1.9		
21	WALZ, Mike	9-0	86:09	9.6	7-15	.467	1-5	.200	0-0	.000	7	17	24	2.7	12	0	7	5	4	0	15	1.7		
35	NOYES, Aidan	1-0	01:04	1.1	0-0	.000	0-0	.000	0-0	.000	0	1	1	1.0	1	0	0	1	0	0	0	0.0		
Team											5	10	15					10						
Total		9	1825		215-491	.438	64-173	.370	124-160	.775	47	248	295	32.8	128	1	112	83	25	64	618	68.7		
Opponents		9	1825		202-518	.390	68-213	.319	103-139	.741	82	254	336	37.3	146	4	96	103	25	41	575	63.9		

Team Statistics

	UR	OPP
Scoring	618	575
Points per game	68.7	63.9
Scoring margin	+4.8	-
Field goals-att	215-491	202-518
Field goal pct	.438	.390
3 point fg-att	64-173	68-213
3-point FG pct	.370	.319
3-pt FG made per game	7.1	7.6
Free throws-att	124-160	103-139
Free throw pct	.775	.741
F-Throws made per game	13.8	11.4
Rebounds	295	336
Rebounds per game	32.8	37.3
Rebounding margin	-4.6	-
Assists	112	96
Assists per game	12.4	10.7
Turnovers	83	103
Turnovers per game	9.2	11.4
Turnover margin	+2.2	-
Assist/turnover ratio	1.3	0.9
Steals	64	41
Steals per game	7.1	4.6
Blocks	25	25
Blocks per game	2.8	2.8
Winning streak	0	-
Home win streak	4	-
Attendance	25177	18029
Home games-Avg/Game	4-6294	5-3606
Neutral site-Avg/Game	-	0-0

Team Results

Date	Opponent		Score	Att.
01/06/2024	St. Bonaventure	W	65-54	6619
01/09/2024	at Loyola Chicago	W	58-56	1834
01/13/2024	George Mason	W	77-70	6275
01/16/2024	at Duquesne	W	63-61	2463
01/20/2024	at Davidson	Wot	69-64	4235
01/24/2024	George Washington	W	82-74	5082
01/27/2024	Dayton	W	69-64	7201
01/31/2024	at Fordham	W	83-69	1860
02/03/2024	at VCU	L	52-63	7637

SPIDERS SEASON STATS

Game Records

Record	Overall	Home	Away	Neutral
ALL GAMES	16-6	11-0	4-4	1-2
CONFERENCE	8-1	4-0	4-1	0-0
NON-CONFERENCE	8-5	7-0	0-3	1-2

Score by Periods

Team	1st	2nd	OT	TOT
Richmond	777	809	7	1593
Opponents	622	806	2	1430

Team Box Score

No.	Player				Total		3-Point		F-Throw		Rebounds											
		GP-GS	MIN	AVG	FG-FGA	FG%	3FG-3FGA	3FG%	FT-FTA	FT%	OFF	DEF	TOT	AVG	PF	DQ	A	TO	BLK	STL	PTS	AVG
2	KING, Jordan	22-22	762:50	34.7	147-304	.484	55-128	.430	71-87	.816	12	78	90	4.1	36	0	50	37	1	29	420	19.1
32	QUINN, Neal	22-22	601:51	27.4	118-226	.522	3-10	.300	38-55	.691	22	108	130	5.9	46	1	86	38	30	12	277	12.6
24	BIGELOW, Isaiah	22-22	553:43	25.2	82-189	.434	31-80	.388	50-60	.833	21	130	151	6.9	50	1	14	17	7	19	245	11.1
4	BAILEY, Dji	22-13	642:52	29.2	81-135	.600	9-28	.321	37-68	.544	13	74	87	4.0	35	0	49	23	5	40	208	9.5
3	HUNT, Delonnie	12-11	369:19	30.8	39-89	.438	10-27	.370	22-29	.759	3	35	38	3.2	22	0	24	10	1	16	110	9.2
12	TYNE, Mikkel	22-11	431:02	19.6	36-116	.310	16-61	.262	12-14	.857	6	44	50	2.3	30	1	23	14	0	14	100	4.5
11	ROCHE, Jason	22-2	308:36	14.0	24-72	.333	21-63	.333	9-11	.818	5	14	19	0.9	22	0	2	5	0	3	78	3.5
35	NOYES, Aidan	14-7	150:11	10.7	16-37	.432	8-24	.333	1-1	1.000	4	33	37	2.6	11	0	1	3	3	5	41	2.9
21	WALZ, Mike	22-0	242:20	11.0	22-46	.478	6-17	.353	3-5	.600	19	36	55	2.5	27	0	23	20	9	2	53	2.4
9	HARRIS, Tyler	22-0	278:22	12.7	20-43	.465	7-14	.500	5-5	1.000	6	29	35	1.6	21	0	12	8	5	11	52	2.4
10	WEAVER, Liam	3-0	05:28	1.8	1-1	1.000	1-1	1.000	0-0	.000	0	0	0	0.0	1	0	0	0	0	0	3	1.0
5	TANNER, Collin	5-0	23:23	4.7	2-6	.333	0-1	.000	0-0	.000	2	1	3	0.6	3	0	0	0	0	2	4	0.8
1	SMITH, Trevor	5-0	29:13	5.8	0-5	.000	0-4	.000	2-4	.500	0	6	6	1.2	3	0	0	2	0	2	2	0.4
13	GRAHAM, Jack	5-0	09:25	1.9	0-2	.000	0-2	.000	0-0	.000	0	0	0	0.0	0	0	0	0	0	0	0	0.0
16	SOULIS, Ryan	3-0	10:13	3.4	0-2	.000	0-1	.000	0-2	.000	0	2	2	0.7	2	0	1	1	2	0	0	0.0
25	SOUTHALL, Quentin	3-0	06:14	2.1	0-3	.000	0-1	.000	0-0	.000	1	2	3	1.0	0	0	1	1	1	0	0	0.0
Team											16	24	40					13				
Total		22	4425		588-1276	.461	167-462	.361	250-341	.733	130	616	746	33.9	309	3	286	192	64	155	1593	72.4
Opponents		22	4425		511-1305	.392	163-545	.299	245-342	.716	223	609	832	37.8	332	5	247	256	65	102	1430	65.0

Team Statistics


	UR	OPP
Scoring	1593	1430
Points per game	72.4	65.0
Scoring margin	+7.4	-
Field goals-att	588-1276	511-1305
Field goal pct	.461	.392
3 point fg-att	167-462	163-545
3-point FG pct	.361	.299
3-pt FG made per game	7.6	7.4
Free throws-att	250-341	245-342
Free throw pct	.733	.716
F-Throws made per game	11.4	11.1
Rebounds	746	832
Rebounds per game	33.9	37.8
Rebounding margin	-3.9	-
Assists	286	247
Assists per game	13.0	11.2
Turnovers	192	256
Turnovers per game	8.7	11.6
Turnover margin	+2.9	-
Assist/turnover ratio	1.5	1.0
Steals	155	102
Steals per game	7.0	4.6
Blocks	64	65
Blocks per game	2.9	3.0
Winning streak	0	-
Home win streak	11	-
Attendance	60994	31263
Home games-Avg/Game	11-5545	8-3908
Neutral site-Avg/Game	-	3-3939

Team Results

Date	Opponent		Score	Att.
11/06/2023	VMI	W	93-75	5176
11/11/2023	Siena	W	90-48	4543
11/15/2023	at Boston College	L	61-68	3886
11/20/2023	vs Colorado	L	59-64	2153
11/21/2023	vs UNLV	W	82-65	1502
11/25/2023	Queens (NC)	W	90-61	4953
11/29/2023	at Wichita St.	L	68-80	6195
12/02/2023	William & Mary	W	88-69	5542
12/06/2023	at UNI	L	73-78	3153
12/09/2023	vs Florida	L	76-87	8162
12/16/2023	Charlotte	W	64-56	5222
12/21/2023	Buffalo	W	72-66	4897
12/30/2023	Lafayette	W	59-38	5484
01/06/2024	St. Bonaventure	W	65-54	6619
01/09/2024	at Loyola Chicago	W	58-56	1834
01/13/2024	George Mason	W	77-70	6275
01/16/2024	at Duquesne	W	63-61	2463
01/20/2024	at Davidson	Wot	69-64	4235
01/24/2024	George Washington	W	82-74	5082
01/27/2024	Dayton	W	69-64	7201
01/31/2024	at Fordham	W	83-69	1860
02/03/2024	at VCU	L	52-63	7637



SPEED CHART



#2 JORDAN KING
G | GR | 6'0" | 175 | ALBANY, NY

PTS	REB	AST	STL	MIN
19.1	4.1	2.3	1.3	34.7

- 19.1 PPG ranks 2nd in A-10, 49th in D-I
- 2-time A-10 Player of the Week this season (Jan. 15, Jan. 29)
- Game-high 29 Pts at Fordham (8-10 FG, 4-4 3pt FG, 9-10 FT)
- Scored team-high 17 pts in win vs #16 Dayton on Jan. 27
- 34 pts vs VMI (most by Spider in season opener since 1983 - John Newman)

CAREER HIGHS		LAST GAME	
PTS	REB	PTS	REB
42	7	12	2
AST	STL	AST	STL
6	7	1	2



#3 DELONNIE HUNT
G | SR | 6'0" | 175 | UPPER MARLBORO, MD

PTS	REB	AST	STL	MIN
9.2	3.2	2.0	1.3	30.8

- 12 pts at VCU on 2/3 were tied for most among Spiders
- Scored all 10 of his points in final 10 mins vs #16 Dayton on Jan. 27
- Tied career high w 4 steals vs Davidson (1/20) and GW (1/24)
- Fractured left wrist vs Colorado on Nov. 20, missed next 10 games
- 2023 3rd Team All-NEC selection at Wagner

CAREER HIGHS		LAST GAME	
PTS	REB	PTS	REB
24	8	12	3
AST	STL	AST	STL
7	4	2	2



#4 DJI BAILEY
G | SR | 6'5" | 195 | WILSON, NC

PTS	REB	AST	STL	MIN
9.5	4.0	2.2	1.8	29.2

- 60.0 FG pct is 1st in A-10 among those with at least 130 FG attempts
- 1.8 steals per game ranks 3rd in A-10
- Held, GW's James Bishop to 4-18 FG on 1/24 (A-10 scoring leader last yr)
- Game-winning drive & layup at Duquesne with 13.8 seconds left
- Scored 10+ pts 13 times this season (just once entering 2023-24)

CAREER HIGHS		LAST GAME	
PTS	REB	PTS	REB
14	8	10	6
AST	STL	AST	STL
7	6	2	2




#9 TYLER HARRIS
F | GR | 6'7" | 205 | CHARLOTTE, NC

PTS	REB	AST	STL	MIN
2.4	1.6	0.6	0.5	12.7

- 7-11 3-pt FG over last 9 games (0-3 3-pt FG in 1st 12 games)
- Charlotte-native matched season-high w 6 pts on pair of 3ptrs at Davidson
- Recorded 2 of UR's 3 blocks vs Buffalo on 12/21
- Averaged 5.1 points, 2.5 rebounds in 34 gms at Western Carolina last year
- Started 77 games for Western Carolina over previous four seasons

CAREER HIGHS		LAST GAME	
PTS	REB	PTS	REB
19	11	0	0
AST	STL	AST	STL
4	3	0	0



#11 JASON ROCHE
G | JR | 6'5" | 200 | BERKELEY, CA

PTS	REB	AST	STL	MIN
3.5	0.9	0.1	0.1	14.0

- Jan. 27: scored final 5 pts of 1st half to give UR 5-pt halftime lead vs Dayton
- 21 of 24 FG, 63 of 72 FG att this season are from three-point range
- 38.5 3-pt FG pct last season (8th in A-10, min. 100 3-pt FG attempts)
- 2022 Southern Conference Rookie of the Year at Citadel
- Last name is pronounced ROACH

CAREER HIGHS		LAST GAME	
PTS	REB	PTS	REB
29	9	0	0
AST	STL	AST	STL
2	3	0	0



#12 MIKKEL TYNE
G | FR | 5'10" | 180 | TORONTO, ON

PTS	REB	AST	STL	MIN
4.5	2.3	1.1	0.6	19.6

- Scored career-high 16 pts vs Florida on 12/9 (5-7 3pt FG)
- Made 11 starts in place of DeLonnie Hunt from 11/21 to 1/9
- Reclassified to Class of '23 this summer ... Youngest Spider turned 18 on May 2
- No. 10 Class of 2023 recruit in Maryland, according to ESPN
- First name is pronounced mik-KELL

CAREER HIGHS		LAST GAME	
PTS	REB	PTS	REB
16	6	0	1
AST	STL	AST	STL
4	4	0	0



#21 MIKE WALZ
C | SO | 6'11" | 250 | BERWYN, PA

PTS	REB	AST	BLK	MIN
2.4	2.5	1.1	0.4	11.0

- Off Reb pct (9.3) is 2x as high as any other UR rotation player
- Made 3-ptr, turnaround hook in lane in 1st half at Fordham on 1/31
- Career-high 12 pts in just 12 mins vs UNLV on 11/21
- Appeared in 13 games, totaling 13 Reb, 9 points, 5 assists last year
- Missed 5 games after spraining his ankle on Feb. 14 last season

CAREER HIGHS		LAST GAME	
PTS	REB	PTS	REB
12	5	0	0
AST	BLK	AST	BLK
4	2	0	0



#24 ISAIAH BIGELOW
F | GR | 6'7" | 205 | GREENSBORO, NC

PTS	REB	AST	STL	MIN
11.1	6.9	0.6	0.9	25.2

- Career-high 16 Reb vs #16 Dayton on 1/27 (most by Spider since Jan. 2018)
- Leads Atlantic 10 with 8.4 Reb PG during conference play
- 20 pts vs GW on 1/24 were his most ever vs D-I opponent
- 3 straight dbl-dbls from 12/21-1/6 (1st Spider since 2017 w/ 3 straight)
- UR's 2nd-leading rebounder (18th in A-10), 5th-leading scorer last year

CAREER HIGHS		LAST GAME	
PTS	REB	PTS	REB
28	16	9	3
AST	STL	AST	STL
5	3	1	0




#32 NEAL QUINN
C | SR | 7'0" | 260 | ALLENDALE, NJ

PTS	REB	AST	BLK	MIN
12.6	5.9	3.9	1.4	27.4

- 16 pts (T-most any player), game-high 8 Ast at La Salle last season
- Had 4 of UR's 8 assists in win vs #16 Dayton on 1/27
- 12 Pts, 6 Reb in 2nd half of comeback win at Duquesne on 1/16
- Game-high 23 pts vs Buffalo on 12/21 (his most in 2 seasons at UR)
- Preseason 3rd Team All-Atlantic 10 selection

CAREER HIGHS		LAST GAME	
PTS	REB	PTS	REB
24	13	9	9
AST	BLK	AST	BLK
10	4	6	2



#35 AIDAN NOYES
F | R-SO | 6'7" | 195 | CINCINNATI, OH

PTS	REB	AST	STL	MIN
2.9	2.6	0.1	0.4	10.7

- Rolled ankle vs Lafayette on 12/30, returned to action 1/31 at Fordham
- Scored all 8 of his pts at No. Iowa in the 1st half (3-3 FG, 2-2 3pt FG)
- Career-high 8 Reb vs W&M (tied for most on team)
- Appeared in 12 games, averaging 2.0 pts, 0.6 reb last year
- Scored career-high 9 points in 22 mins at Saint Joseph's on 3/1/23

CAREER HIGHS		LAST GAME	
PTS	REB	PTS	REB
9	8	--	--
AST	STL	AST	STL
1	1	--	--

