



2023-24 SCHEDULE

NOVEMBER

Nov. 6	VMI (ESPN+, MASN2)	W, 93-75
Nov. 11	Siena (ESPN+)	W, 90-48
Nov. 15	at Boston College (ACC Network Extra) ..L,	68-61
Nov. 20	vs #18 Colorado# (CBS Sports Network) ..L,	64-59
Nov. 21	vs UNLV# (FloHoops).....	W, 82-65
Nov. 25	Queens (ESPN+, MASN)	W, 90-61
Nov. 29	at Wichita St (ESPN+)	L, 80-68

DECEMBER

Dec. 2	William & Mary (ESPN+, Monumental) ..W,	88-69
Dec. 6	at Northern Iowa (ESPN+)	L, 78-73
Dec. 9	vs Florida^ (SEC Network)	L, 87-76
Dec. 16	Charlotte (ESPN+, MASN).....	W, 64-56
Dec. 21	Buffalo (ESPN+, MASN/2)	W, 72-66
Dec. 30	Lafayette (ESPN+, Monumental).....	W, 59-38

JANUARY

Jan. 6	St. Bonaventure (ESPN+, Monumental) ..W,	65-54
Jan. 9	at Loyola Chicago (ESPN+).....	W, 58-56
Jan. 13	George Mason (ESPN+, MASN)....	W, 77-70
Jan. 16	at Duquesne (ESPN+, MASN)	W, 63-61
Jan. 20	at Davidson (ESPN+).....	W, 69-64 (OT)
Jan. 24	Geo. Washington (NBC Sports app) ..W,	82-74
Jan. 27	#16 Dayton (CBS Sports Network) ..W,	69-64
Jan. 31	at Fordham (ESPN+, SNY).....	W, 83-69

FEBRUARY

Feb. 3	at VCU* (ESPNU).....	L, 63-52
Feb. 10	La Salle (ESPN+, Monumental).....	W, 82-65
Feb. 14	Massachusetts (ESPN+, MASN).....	L, 69-59
Feb. 17	at Geo. Washington (USA Network)	12:30p
Feb. 21	at Rhode Island (ESPN+).....	7p
Feb. 24	Davidson (ESPN+, MASN/2)	6p
Feb. 28	at Saint Louis (ESPN+)	8p

MARCH

March 2	VCU (CBS Sports Network).....	6p
March 6	Saint Joseph's (ESPN+, MASN/2).....	7p
March 9	at George Mason (USA Network)	2:30p
March 12-17	Atlantic 10 Championship.....	

Sunshine Slam (Daytona Beach, Fla.)

^ Orange Bowl Classic (Sunrise, Fla.)

* Richmond Area Honda Dealers Capital City Classic



[RV] RICHMOND SPIDERS (17-7, 9-2) at GW REVOLUTIONARIES (14-10, 3-8)

• Richmond defeated GW 82-74 on January 24 as Jordan King scored a game-high 32 points on 11-19 shooting from the field and 4-6 from three-point range. It's one of King's three 30-point games this season, the most by a Spider since 2016-17 (ShawnDre' Jones).

• King is averaging 18.5 points per game this season, second in the A-10. He also ranks among the A-10 leaders in three-pointers (fourth at 59) and three-point FG percentage (fourth at 42.4 - minimum 100 attempts).

• Three players have earned multiple A-10 Player of the Week awards this season: Jordan King (2), James Bishop (2), and DaRon Holmes (4).

• UR has won seven of its last eight and 11 of its last 13 games vs GW. UR is seeking to sweep a pair of regular-season games vs GW for the third time in the last six seasons (also 2018-19, 2019-20).

• The Spiders rank among the national leaders in both turnovers (8.5 per game, second fewest in D-I) and field goal percentage defense (39.4, 10th in D-I).

• Dji Bailey has made 61.2 percent of his 147 field goal attempts this season. Across D-I, there are only two other guards with a higher FG percentage and that many FG attempts: Bryant's Earl Timberlake (63.8) and Indiana State's Jayson Kent (62.6).

• The Spiders are 9-2 in conference play, a half-game behind Dayton and Loyola Chicago atop the A-10 standings, although Richmond has defeated both teams head-to-head this season. With a win Saturday, UR would be guaranteed to finish with a winning record in A-10 play for the fourth time in the last five seasons and the 10th time in 19 seasons under Chris Mooney.

• Richmond received one vote in this week's USA TODAY Coaches Poll, which was tied for the 45th among all teams. It is the first time UR has received a vote in the Coaches Poll this season. The Spiders received four votes in the AP Top 25 poll on January 29 following their win over 16th-ranked Dayton.

WITH A WIN ...

• UR will be 10-2 in the A-10 and guaranteed a winning conference record for the fourth time in the last five seasons.

• UR will be 8-1 in its last nine games vs GW, a stretch dating back to 2019.

• Chris Mooney will have 20 wins vs GW, tied for his most vs any opponent (20-5 vs Fordham).

• UR will improve to 5-4 on the road this season after going 1-11 in road games last year.

• UR will be 13-2 in its last 15 games following a 5-5 start to the season.

THE MATCHUP

ALL-TIME SERIES LEADER.....	GW, 64-44
CURRENT STREAK	RICHMOND W1
RICHMOND AT HOME	25-27
RICHMOND ON ROAD	15-34
RICHMOND AT NEUTRAL SITE	4-3
LAST GAME.....	1/24/2024 (UR, 82-74)
FIRST GAME	1/11/1926 (GW, 28-23)



CHRIS MOONEY

RICHMOND SPIDERS HEAD COACH

SEASONS at RICHMOND:..... 19th
W-L at RICHMOND:342*-265
W-L in DIVISION I:360-277
W-L vs OPPONENT:19-13

* Most wins in Richmond history

WATCH



network

USA NETWORK

PxP: Jason Knapp Analyst: Matt McCall

LISTEN



ESPN RICHMOND

PxP: Bob Black Analyst: Greg Beckwith

FOLLOW



@SpiderMBB



@SpiderMBB



Richmond Spiders Men's Basketball



RichmondSpiders.com



QUICK FACTS

University Information

Location Richmond, VA 23173
 Founded 1830
 Total Enrollment 3,890
 Nickname Spiders
 Colors Red and Blue
 Arena Robins Center
 Opened 1972 (52nd season)
 Capacity 7,201
 President Kevin F. Hallock
 Athletics Director John Hardt

Team Information

Conference Atlantic 10
 2022-23 Record 15-18
 Letterwinners Returning/Lost 8/8
 Starters Returning/Lost 1/4
 Newcomers 8

Program History

First Season 1913-14 (111th season)
 All-Time Record Entering 2023-24 1,466-1,262
 NCAA Appearances/W-L 10/9-10
 (1984, '86, '88, '90-91, '98, 2004, '10-11, '22)
 NIT Appearances/W-L 10/11-10
 Conference Championships 7
 (1984, '88, '90-91, '98, 2011, '22)

Coaching Staff

Head Coach Chris Mooney, 19th season
 Alma Mater Princeton (1994)
 W-L at Richmond entering 2023-24 325-258
 Career D-I W-L/Yrs entering 2023-24 343-270/18
 Associate Coach Peter Thomas, 2nd season
 Alma Mater Richmond (2007)
 Assistant Coach David Boyden, 2nd season
 Alma Mater Western Kentucky (2003)
 Assistant Coach Will Gipe, 8th season
 Alma Mater Virginia Tech (2014)
 Asst Coach/Operations Mark McGonigal, 8th season
 Alma Mater Richmond (2009)
 Asst Coach/Development Jack Fahed, 2nd season
 Alma Mater James Madison (2021)
 Video Coordinator Darian Dollar, 1st season
 Alma Mater South Florida (2020)

Support Staff

Athletic Trainer Andy McPherson
 Strength Coach Jay DeMayo
 Director of Academics Courtney Hughes
 Athletics Web Site RichmondSpiders.com
 Athletics Dept Phone (804) 289-8363
 PR Director Jason Vida
 Cell Phone (267) 566-2130
 Office Phone (804) 289-8320
 Email jvida@richmond.edu

ROSTER & PRONUNCIATION GUIDE

No.	Name	Pos	Year	Ht	Wt	Hometown (High School/Previous School)
1	Trevor Smith	G	FR	6'0"	165	Newport News, Va. (Woodside)
2	Jordan King	G	GR	6'0"	175	Albany, N.Y. (Christian Brothers/Siena/ETSU)
3	DeLonnie Hunt	G	SR	6'0"	175	Upper Marlboro, Md. (Rock Creek Christian/Wagner)
4	Dji Bailey	G	SR	6'5"	195	Wilson, N.C. (Greenfield School)
5	Collin Tanner	G	FR	6'6"	195	Creedmoor, N.C. (Combine Academy)
9	Tyler Harris	F	GR	6'7"	205	Charlotte, N.C. (Independence/Western Carolina)
10	Liam Weaver	G	JR	6'2"	190	Shawnee, Kan. (Pembroke Hill (Mo.))
11	Jason Roche	G	JR	6'5"	200	Berkeley, Calif. (St. Mary's College High/Citadel)
12	Mikkel Tyne	G	FR	5'10"	180	Toronto, Ontario (Bishop Walsh (Md.))
13	Jack Graham	G	FR	6'3"	185	Smithfield, R.I. (Milton Academy (Mass.))
16	Ryan Soulis	F	FR	6'10"	215	Athens, Greece (Asheville School (N.C.))
21	Mike Walz	C	SO	6'11"	250	Berwyn, Pa. (Conestoga)
24	Isaiah Bigelow	F	GR	6'7"	205	Greensboro, N.C. (Ben L. Smith/Wofford)
25	Quentin Southall	G	SR	6'3"	195	Alexandria, Va. (Georgetown Prep (Md.))
32	Neal Quinn	C	SR	7'0"	260	Allendale, N.J. (Ramapo/Lafayette)
35	Aidan Noyes	F	R-SO	6'7"	195	Cincinnati, Ohio (Archbishop Moeller)

PRONUNCIATION GUIDE

Dji Bailey	Jai (rhymes with fly)
Isaiah Bigelow	BIG-eh-loh
Jack Fahed	fay-HED
Aidan Noyes	noise
Jason Roche	roach
Ryan Soulis	SOO-liss
Mikkel Tyne	mik-KELL tine (rhymes with sign)
Michael Walz	walls

BREAKDOWN BY CLASS

Freshmen (5): Graham, Smith, Soulis, Tanner, Tyne
 Sophomores (2): Noyes, Walz
 Juniors (2): Roche, Weaver
 Seniors (4): Bailey*, Hunt*, Quinn, Southall*
 Grad Students (3): Bigelow, Harris, King
 * Has additional season of eligibility beyond 2023-24 season

BREAKDOWN BY STATE/COUNTRY

California (1): Roche
 CANADA (1): Tyne
 GREECE (1): Soulis
 Maryland (1): Hunt
 Missouri (1): Weaver
 North Carolina (4): Bailey, Bigelow, Harris, Tanner
 New Jersey (1): Quinn
 New York (1): King
 Ohio (1): Noyes
 Pennsylvania (1): Walz
 Rhode Island (1): Graham
 Virginia (2): Smith, Southall



THE OPPONENT

MEETINGS LAST 50 YEARS GW LEADS ALL-TIME SERIES, 64-44

Date	Site	W/L	Score	Series
1/15/1975	A	L	80-101	15-43
12/20/1975	H	L	77-84	15-44
11/27/1976	H	W	64-62	16-44
2/7/1977	A	W	81-80	17-44
11/30/1977	H	L	54-60	17-45
2/10/1979	A	L	77-99	17-46
12/22/1979	H	L	78-86	17-47
12/3/1980	A	W	92-69	18-47
2/15/1993	A	L	77-79 (OT)	18-48
12/11/1994	H	W	78-74	19-48
12/9/2000	A	W	84-80 (OT)	20-48
1/30/2002	H	W	61-53	21-48
2/23/2002	A	L	49-53	21-49
1/21/2003	H	W	63-57	22-49
2/16/2003	A	L	50-64	22-50
1/31/2004	H	W	72-65	23-50
2/28/2004	A	W	75-67	24-50
1/22/2005	H	W	70-59	25-50
2/12/2005	A	L	63-80	25-51
2/5/2006	A	L	55-80	25-52
2/18/2006	H	L	51-64	25-53
1/17/2007	H	L	58-63	25-54
2/21/2007	A	L	49-68	25-55
2/23/2008	A	L	53-59	25-56
1/10/2009	A	W	60-48	26-56
2/28/2009	H	L	57-66	26-57
1/23/2010	A	W	62-57	27-57
2/20/2010	H	W	74-70	28-57
1/19/2011	H	W	68-58	29-57
2/9/2011	A	W	69-65	30-57
1/18/2012	A	L	65-83	30-58
2/11/2012	H	L	67-69	30-59
2/27/2013	H	W	73-64	31-59
2/18/2014	H	L	65-73	31-60
1/15/2015	A	L	70-73 (2OT)	31-61
2/21/2015	H	W	56-48	32-61
1/28/2016	A	W	98-90 (2OT)	33-61
2/24/2016	H	L	61-73	33-62
1/8/2017	A	W	77-70	34-62
2/4/2017	H	W	84-75	35-62
3/10/2017	N	W	70-67	36-62
1/13/2018	H	W	78-68	37-62
2/21/2018	A	L	77-103	37-63
1/12/2019	A	W	76-56	38-63
2/9/2019	H	W	89-63	39-63
2/1/2020	H	W	76-54	40-63
2/26/2020	A	W	73-70	41-63
2/22/2022	A	W	84-71	42-63
1/4/2023	H	W	73-63	43-63
2/8/2023	A	L	105-107 (2OT)	43-64
1/24/24	H	W	82-74	44-64

Home: 25-27 (Robins Center: 16-10)
Away: 15-34 Neutral: 4-3

LAST MEETING - 1/24/2024

RICHMOND 82, GEORGE WASHINGTON 74

George Washington - 74

Record: 14-5 (3-3)

NO. Name		Min	FG M-A	3P M-A	FT M-A	Rebounds OR DR TOT			Fouls PF FD		TP	AS	TO	ST	Blocks BS BA		+/-
3	Darren Buchanan Jr.	F 33:31	5-13	0-1	3-3	3	6	9	1	3	13	1	4	2	0	1	-10
9	Garrett Johnson	F 32:46	6-15	3-8	2-2	1	2	3	2	1	17	1	2	1	0	0	-13
23	Babatunde Akingbola	C 28:02	1-2	0-0	1-2	6	8	14	3	1	3	1	0	1	2	0	-5
2	Maximus Edwards	G 23:21	5-13	1-4	0-0	2	2	4	0	0	11	0	1	1	0	0	-12
11	James Bishop IV	G 36:17	4-18	2-8	5-6	1	3	4	2	4	15	3	0	0	1	2	-4
0	Trey Autry	13:23	0-0	0-0	0-0	0	5	5	3	0	0	0	0	0	0	0	2
4	Jacoi Hutchinson	23:14	5-6	3-4	0-0	0	5	5	3	0	13	0	2	0	0	0	2
34	Antoine Smith Jr.	06:15	0-2	0-2	0-0	0	1	1	0	0	0	0	0	0	1	0	2
8	Zamoku Weluche-Ume	03:11	1-3	0-2	0-0	0	0	0	1	0	2	0	0	0	0	0	6
Team						1 0 1			0			0					
Totals			27-72	9-29	11-13	14	32	46	15	9	74	6	9	5	4	3	-8

Technical Fouls::NONE

Shooting By Period		
1st FG%	12-33	36.4%
3PT%	6-15	40.0%
FT%	4-4	100%
2nd FG%	15-39	38.5%
3PT%	3-14	21.4%
FT%	7-9	77.8%
GM FG%	27-72	37.5%
3PT%	9-29	31.0%
FT%	11-13	84.6%

Dead Ball Rebounds: 2, 0

Richmond - 82

Record: 14-5 (6-0)

NO.	Name	Min	FG		3P		FT		Rebounds			Fouls		TP	AS	TO	ST	Blocks		+/-
			M-A	M-A	M-A	M-A	M-A	M-A	OR	DR	TOT	PF	FD					BS	BA	
24	Isaiah Bigelow	F 30:21	7-10	4-6	2-2	0	8	8	3	1	20	0	1	20	0	1	1	1	0	8
32	Neal Quinn	C 33:22	3-12	0-0	5-5	2	7	9	2	3	11	4	2	11	4	2	1	2	2	10
2	Jordan King	G 37:43	11-19	4-6	6-7	2	3	5	2	5	32	3	0	32	3	0	1	0	0	9
3	Delonnie Hunt	G 31:31	4-7	2-3	2-3	0	5	5	1	2	12	3	4	12	3	4	4	0	0	-3
4	Dji Bailey	G 31:58	1-6	1-3	1-3	1	2	3	0	4	4	1	0	4	1	0	0	0	2	5
11	Jason Roche	16:38	1-2	1-2	0-0	0	0	0	0	0	3	0	0	3	0	0	0	0	0	9
12	Mikkel Tyne	04:48	0-2	0-2	0-0	0	1	1	0	0	0	0	0	0	0	0	0	0	0	-3
9	Tyler Harris	08:04	0-1	0-0	0-0	0	1	1	0	0	0	0	0	0	0	1	0	0	0	3
21	Mike Walz	05:35	0-1	0-1	0-0	0	2	2	1	0	0	0	0	1	0	0	0	0	0	2
Team						0	1	1				0				0				
Totals			27-60	12-23	16-20	5	30	35	10	15	82	11	7	82	11	7	8	3	4	8

Technical Fouls:Coach 1st8:59

	GW	RIC	Points from	GW	RIC	Period by Period Scoring			
Biggest lead	12 (1 st 3:24)	14 (2 nd 6:16)	Turnovers	13	9	GW	1st	2nd	TOT
Best Scoring Run	9(1 st 8:59)	10(2 nd 17:40)	Paint	30	14				
Lead Changes	3		Second Chance	17	7				
Times Tied	1		Fast Breaks	11	0				
Time with Lead	19:46	19:16	Bench	15	3	RIC	33	49	82

RICHMOND, Va. – Guard Jordan King exploded for 32 points to lead the Spiders to an 82-74 win over George Washington Wednesday at the Robins Center. Richmond improved to 14-5 overall and 6-0 in the Atlantic 10 for the first time since joining the conference in 2001.

23 of King's points came during a 14-minute stretch when Richmond turned a 12-point deficit into a 12-point lead, outscoring GW 43-19 over the final three minutes of the first half and the first 11 minutes of the second half.

King registered his third 30-point game of the season, the most by a Spider since ShawnDre' Jones in 2016-17. He was 4-6 from three-point range as Richmond shot 12-23 from deep, its second most three-pointers in a game this year.

"When he makes those shots, it just really builds everybody's confidence," said Spiders coach Chris Mooney. "I think we got down as much as 12 in the first half so when you can make shots you're chipping into [the lead] and that energizes you on defense."

Richmond held George Washington, which entered the game with the leading offense in the A-10, to just 27-72 (37.5 percent) from the field. James Bishop, the conference's fifth-leading scorer entering the game, finished 4-18 on field goals and 2-8 from three-point range.

"They're so difficult to defend. You have to pay so much special attention to Bishop," said Mooney. "He's so good. He's so crafty. He's almost always going downhill, and he has such great change of pace. From that perspective, we did a very good job defensively."

The Spiders have won nine straight games, their longest win streak since winning nine in a row as they won the A-10 championship and advanced the Sweet 16 in 2011. UR is now 10-0 at home this season, the first time in program history the team has won 10 straight home games in a single season.

Isaiah Bigelow added a season-high 20 points for the Spiders and eight rebounds. He sent the crowd to its feet with a massive block on a Bishop layup attempt in the final seconds.

"There's a reason we're 10-0 [at home]," said Bigelow. "The crowd is unbelievable."

DeLonnie Hunt added 12 points, his most since undergoing wrist surgery in late November and missing 10 games. Neal Quinn scored 11 points and a recorded a team-high nine rebounds for UR.

Richmond is 6-0 in conference play for the first time since the 1988-89 season, when UR won its first eight conference games as a member of the CAA. Wednesday's win was UR's seventh in its last eight meetings with George Washington.



THE BIG PICTURE

11 STRAIGHT WINS

Richmond won 11 straight games from December 16 to January 31, the third-longest win streak in school history and the longest for the Spiders since a record 22-game win streak from 1934-35. UR won seven games at home and four on the road during the streak and UR's 8-0 start in Atlantic 10 play was its best conference start since winning its first eight CAA games in 1988-89.

Richmond owned the nation's second-longest active win streak when the Spiders streak ended at 11 with a loss at VCU on February 3. That Monday, January 29, Richmond received four votes in the AP Top 25 poll, tied for 36th most of any team. It was the first time Richmond had been represented in the AP poll since the preseason poll in October 2021 (also Receiving Votes).

DOWN GOES No. 16 DAYTON

A capacity crowd of 7,201 – Richmond's first sell-out of the season – packed the Robins Center on January 27 to see the Spiders defeat No. 16 Dayton 69-64 in a matchup of teams that were unbeaten in A-10 play entering the game.

The loss was Dayton's first in its last 14 games, snapping the nation's longest active win streak, while Richmond captured its first win vs a top-25 opponent since defeating Iowa in the 2022 NCAA Tournament.

All five Spiders starters scored in double figures, led by Jordan King (17 points) and Isaiah Bigelow (12 points, 16 rebounds).

It was the Spiders 16th win vs a top-25 team under Chris Mooney (since 2005-06), matching Dayton for the most wins vs ranked teams by any current A-10 team over that span.

FLIP THE SCRIPT

Half of the members of the 2023-24 Spiders are new to Richmond, a group that includes three transfers and five freshmen and ties the most newcomers (8) Chris Mooney has ever had in his 19 seasons with the Spiders.

UR added a pair of All-Conference performers from the transfer portal this offseason. Jordan King, who led East Tennessee State with 15.6 points per game in 2022-23, was a 2023 Third Team All-Southern Conference selection. DeLonnie Hunt, the 2021 NEC Rookie of the Year, led Wagner with 11.1 points per game last season and was a 2023 Third Team All-NEC honoree. Tyler Harris also transferred to UR after starting 77 games at Western Carolina over the last four seasons.

After accepting just seven incoming transfers during his first 17 years at Richmond, Chris Mooney has now brought in six transfers over the last two seasons.

WHO'S BACK

Richmond returns eight players from last year's roster, UR's second-fewest returners ever during Chris Mooney's tenure (7 in 2006-07), and one starter, matching the fewest under Mooney (also 1 in 2011-12).

Last season, center Neal Quinn finished first on the team with 2.9 assists per game, second with 9.5 points per game, and third with 4.5 rebounds per game while shooting 54.2 percent from the field, ninth best in the A-10 among qualifiers.

Quinn, whose father was born in Ireland, spent part of his summer competing with the Irish National Team at the FIBA EuroBasket 2025 Pre-Qualifiers. Quinn averaged 8.0 points, 4.8 rebounds, and 3.8 assists per game as Ireland went 2-2.

RATE OF RETURN

Richmond's eight returning players accounted for 38 percent of UR's scoring and 36% of the team's total minutes played last year. Quinn ranked second on the team in scoring, while Isaiah Bigelow ranked fifth (7.9 PPG) and Jason Roche ranked sixth (6.3 PPG), giving UR three of their top six scorers back from last year.

Richmond Entering This Season		
	Returning	Departing
Minutes	36%	64%
Points	38%	62%
Rebounds	44%	56%
Assists	39%	61%
Steals	31%	69%
Blocks	42%	58%

STAFF STEPS UP

Chris Mooney was forced to step away from the team at the end of the 2022-23 season to undergo a heart procedure, which he did at UVA Medical Center on February 28. Mooney missed the final six games of the season and returned to the team fully in April.

During Mooney's absence, Peter Thomas served as Interim Head Coach. Thomas led the Spiders to a 15-point comeback win over preseason A-10 co-favorite Saint Louis in his first game in the interim role. In the opening round of the A-10 Championship, Thomas and the Spiders defeated UMass by 33 points, the second largest margin of victory in the history of the event. Thomas was promoted to Associate Head Coach in June 2023.

Thomas wasn't the only Spider staff member promoted this offseason. Mark McGonigal was elevated to Assistant Coach/Operations and Jack Fahed was promoted to Assistant Coach/Development to take advantage of new NCAA rules allowing for five assistants.

Darian Dollar, a 2020 USF graduate, joined the staff as Video Coordinator.

PRESEASON POSITION

The Spiders were picked 11th in the Atlantic 10 Pre-season Poll, which was unveiled at A-10 Media Day at Barclays Center in Brooklyn, NY on October 17.

Atlantic 10 Preseason Poll

	Points
1. Dayton (20)	370
2. VCU (3)	321
3. St. Bonaventure (1)	319
4. Duquesne	302
5. Saint Joseph's	257
6. Saint Louis	225
7. Fordham (1)	215
8. Loyola Chicago	177
9. George Washington	173
10. George Mason	146
11. Richmond	137
12. Davidson	118
13. Massachusetts	93
14. Rhode Island	76
15. La Salle	71

* 1st-place votes in parentheses

MOONEY IS MONEY

Chris Mooney owns Richmond records for most total wins (325 entering 2023-24), most wins in a season (29 in 2010-11), most conference wins in a season (14 in 2019-20), highest NCAA Tournament seed (7th in 2010), higher NIT seed (1st overall in 2015), and highest A-10 Championship seed (2nd in 2020).

Mooney is one of 11 coaches ever to win multiple A-10 championships, and his two A-10 titles are tied for the fifth-most of any coach in conference history. Richmond and Saint Louis are the only A-10 schools with multiple A-10 titles and three or more NCAA Tournament wins during Mooney's tenure at UR (since 2005-06).

THE LAST TIME

TEAM

Ranked in AP Top 25: 12/7/20 | #19 (highest since 1957)
Defeated Top 10 Team: 11/29/20 | #10 Kentucky, 76-64 (road)
Defeated Top 25 Team: 1/27/24 | #16 Dayton, 69-64 (home)
Defeated Top 25 Team, Home: 1/27/24 | #16 Dayton, 69-64
Defeated Top 25 Team, Away: 11/29/20 | #10 Kentucky, 76-64
Defeated Top 25 Team, Neutral: 3/17/22 | #16 Iowa, 67-63
Scored 90+: 11/25/23 | vs Queens, W 90-61
Scored 100+: 2/8/23 | at GW, L 107-105 (2 OT)
Allowed Less Than 50: 12/30/23 | vs Lafayette, W 59-38
Allowed Less Than 40: 12/30/23 | vs Lafayette, W 59-38
Double-digit comeback win: 1/24/24 | vs GW, W 82-74 (12)
Shot Over 60% FG: 12/1/21 | at Wofford, W 73-64 (62.2)
Held Opp Under 35% FG: 1/27/24 | vs #16 Dayton, W 69-64 (33.9)
Allowed Fewer 10 pts, half: 12/13/22 | vs FDU, W 77-48 (9 - 1st)
Made 15+ 3PT FG: 2/21/23 | vs Saint Louis, W 81-78 (17)
Made 0 3PT FG: 1/25/16 | vs Davidson, L 78-70 (0-15)
Made 35+ FT: 2/6/93 | vs UNCW, W 91-69 (36)
50+ Rebounds: 3/6/20 | at Duquesne, W 73-62 (50)
25+ Assists: 11/22/21 | vs Hofstra, W 81-68 (26)
15+ Blocks: 1/13/10 | vs UMass, W 70-63 (17, SR)
15+ Steals: 11/18/12 | at Minn, L 72-57 (15)
3 or fewer turnovers: 12/1/18 | vs. Wake Forest, W 84-74 (3)

INDIVIDUAL

6+ players in double digit scoring: 3/18/15 | vs. SFBK, W, 84-74
3 players, 20+ pts: 11/14/19 | vs Vanderbilt |
Jacob Gilyard (26), Blake Francis (24), Nathan Cayo (20)
2 players, 25+ pts: 1/28/17 vs Duquesne
(T.J. Cline 34, ShawnDre' Jones 30)
Scored 50+ pts: Bob McCurdy (53) vs. Appalachian St, 2/26/75
Scored 40-49: Bob McCurdy (46) vs West Virginia, 2/17/75
Scored 35-39: Tyler Burton (38) at Charleston, 11/14/22
Scored 30-34: Jordan King (32) vs GW, 1/24/24
Scored 25-29: Jordan King (29) at Fordham, 1/31/24
Made 6+ 3PT FG: Jordan King (6) vs George Mason, 1/13/24
Made 15+ FT: Terry Allen (17) vs. Cal, 11/27/15
Had 25+ Reb: George Grodzicki (25) vs GW, 12/6/61
Had 15+ Reb: Isaiah Bigelow (16) vs #16 Dayton, 1/27/24
2 players w/ 10+ reb: Burton (12), Cayo (11), & Golden (10) at SLU, 1/2/22
Had 15+ assists: Greg Beckwith (16) vs Navy, 2/25/86
Had 10+ assists: Jacob Gilyard (11) at George Mason, 2/9/22
Had 5+ steals: Jordan King (5) vs George Mason, 1/13/24
Had 5+ blocks: Grant Golden (6) vs George Mason, 2/27/19
Multiple players with double-double: Gilyard (17 Pts 10 Ast) & Burton (12 Pts 13 Reb) vs UMass, 1/5/22
Triple-Double: T.J. Cline (19 pts 11 reb 12 assists) vs. SLU, 3/4/17

SPIDERS W-L WHEN ...

	OVERALL	ATLANTIC 10
Scores 60 or more	15-4	8-0
Scores 70 or more	10-2	4-0
Scores 80 or more	8-0	3-0
Scores under 60	2-3	1-2
Allows under 60	5-0	2-0
Allows under 70	14-4	7-2
Allows 70 or more	3-3	2-0
Decided by 5 or less	4-2	4-0
Leading/tied, 5 min left	15-0	7-0
Trailing, 5 min left	2-7	2-2
Leading/tied, half	15-2	7-0
Trailing, half	2-5	2-2
Higher FG pct	16-3	9-0
Lower/Same FG pct	1-4	0-2
FG pct over 50	6-0	2-0
FG pct under 40	3-2	2-2
Outrebounded opponent	7-0	2-0
Outrebounded by opponent	10-7	7-2
Fewer/same turnovers	14-5	8-2
More turnovers	3-2	1-0
Fewer/same assists	3-6	2-2
More assists	14-1	7-0
Day (before 5p)	4-2	3-1
Night (5p or later)	13-5	6-1
White jersey	13-2	5-1
Blue jersey	3-3	3-0
Red jersey	1-2	1-1



THE BIG PICTURE

2023-24 is Mooney's 19th season with Richmond. The only coaches in A-10 history with a longer tenure at a single school are John Chaney (24 seasons at Temple) and Phil Martelli (24 seasons at Saint Joseph's).

UR's win vs St. Bonaventure on Jan. 6 was the 334th of Mooney's tenure at Richmond, moving him past former West Virginia coach Gale Catlett into third place on the list of most total wins by an Atlantic 10 coach. 10 days later, he coached in his 600th game at Richmond, leading the Spiders to a 63-61 win at Duquesne.

Mooney enters the 2023-24 season tied for the ninth-longest tenured coach in Division I. The only coaches who have been at their current schools longer than Mooney are Tom Izzo (Michigan State), Greg Kampe (Oakland), James Jones (Yale), Mark Few (Gonzaga), Randy Bennett (St. Mary's), Leonard Hamilton (Florida State), Bill Self (Kansas), and Scott Drew (Baylor).

Mooney signed an extension with UR after leading the Spiders to the 2022 Atlantic 10 title and a win over Big Ten champion Iowa in the 2022 NCAA Tournament. He is under contract through 2026-27.

SHOOT YOUR SHOT

Under Mooney, Richmond strives to schedule as many power-conference opponents as possible during the non-conference season, a task that has become more difficult in recent years.

The Spiders entered 2023-24 as one of just two A-10 teams (along with Rhode Island) with three guaranteed games against power-conference opponents: November 15 at Boston College, November 20 vs Colorado, and December 9 vs Florida.

Mooney has led the Spiders to 27 wins vs power-conference opponents during his tenure at UR.

#PROSPIDERS

Four members of Richmond's 2022 Atlantic 10 championship team have gone on to play professionally, part of the 28 pro players the Spiders have produced during Chris Mooney's tenure.

2022 A-10 Championship MOP Jacob Gilyard is currently playing for the Memphis Grizzlies in the NBA. As a member of the Memphis Hustle last season, Gilyard led the NBA G League in assists. Gilyard is the fourth Spider to play in the NBA. His 466 career steals remain the most in NCAA Division I history.

Grant Golden, the second-leading scorer in Richmond history, is playing for Cremona in Italy's Serie A after averaging 17.3 points, 10.9 rebounds, and 5.2 assists per game for the Grand Rapids Gold in the NBA G League last season.

Nathan Cayo played for the Memphis Hustle in the NBA G League this season, and Matt Grace is playing professionally in Cyprus.

Cayo was teamed with former Spider teammate Blake Francis (Class of 2021) on the CEBL's Montreal Alliance this summer. Francis is now playing for Medipolis Science City Jena in Germany.

VOICE OF THE SPIDERS

For the 41st straight season, Bob Black is handling play-by-play duties for Spider Men's Basketball broadcasts. Black also hosts an afternoon show on ESPN Richmond, the Spiders radio rights-holder.

In 2023, Black received the Atlantic 10's Bob Vetrone Media Award, which recognizes those whose service, professionalism and commitment have made a lasting contribution to the A-10's student-athletes and institutions. Last April, he was also recognized by Richmond Athletics for his 40 years of service as the recipient of

the Distinguished Faculty/Staff Award.

Black is teamed with analyst Greg Beckwith, a member of the Richmond Athletics Hall of Fame who is second on UR's career assists and steals lists. Black and Beckwith have been paired together on Spider broadcasts for 21 seasons.

In addition to doing the ESPN Richmond radio broadcast for all Robins Center games on national TV, Black and Beckwith anchor the SpiderTV broadcast for all of Richmond's home games on regional TV. Those broadcasts are produced and directed by Richmond Athletics Video Specialist Blake Ellett.

OFFENSIVE FLOW

Richmond runs a fast-paced offensive system that requires every player on the court to handle the ball, pass, and cut -- often on the same possession.

The Richmond offense embodies the concept of "position-less basketball." While shorter players will begin most possessions further away from the basket and taller players will begin most possessions on the wing or in the paint, they will rarely end up anywhere near where they started. Possessions are a frenzy of back-door cuts, entry passes to the high and low post, screens both on the ball and off the ball that, ideally, lead to an open high-percentage shot at the rim or from three-point range.

The Spiders often excel at finding teammates and taking care of the ball, but after ranking in the top 25 in the nation in assist-to-turnover ratio in four straight seasons, UR slipped to 167th in 2022-23.

In terms of offensive efficiency, Richmond ranked in the top 100 in the nation in six of eight seasons from 2014-15 to 2021-22. Last season, the Spiders produced 103.5 points per 100 offensive possession (via KenPom), ranking 202nd in Division I, their lowest in any season since Chris Mooney's second season with the program in 2006-07.

MAN-TO-MAN 'D'

Richmond has played almost exclusively man-to-man defense in each of the previous four seasons after mostly relying on a match-up zone scheme for many years. Playing man-to-man, Richmond has ranked among D-I's top 120 defenses via KenPom's defensive efficiency metric in four straight seasons (including 117th in 2022-23) after finishing outside the top 200 in 2017-18 (234th) and 2018-19 (287th). Assistant Coach David Boyden oversees much of UR's defensive gameplan and strategy.

ATTENDANCE OVERLOAD

Richmond averaged 6,285 fans at its home games in 2022-23, nearly double the school's enrollment of undergraduate enrollment of 3,164. For the second straight season, Richmond was the smallest school in Division I to average at least 6,000 fans, narrowly edging out Siena (undergrad enrollment of 3,498).

The Spiders played before five capacity crowds of 7,201 in 2022-23, the program's most sellouts in a season since 2017-18. UR has ranked among the top 80 D-I teams in average attendance in back-to-back seasons for the first time since 1991-93.

SIGNING CLASS

Richmond added a pair of athletic forwards on signing day in November. Bryson McGlothlin, a 6'7" forward from Plano, Tex., is the No. 25 player in the Texas' Class of 2024, according to 247 Sports composite rankings. Jaylen Robinson, a 6'6" forward from Jacksonville, Fla., is the 20th-ranked player in Florida's Class of 2024, according to FloridaHoops.com.

BIG GAMES

20-POINT GAMES

NAME	CAREER	LAST
Jordan King	28 (18 before UR)	29 (Fordham, 1/31/24)
Neal Quinn	12 (7 at Lafayette)	23 (Buffalo, 12/21/23)
Jason Roche	7 (7 at Citadel)	23 (Citadel, 2/10/22)
DeLonnie Hunt	4 (4 at Wagner)	20 (SFP, 1/7/23)
Isaiah Bigelow	2 (1 at Wofford)	20 (GW, 1/24/24)
Dji Bailey	1	22 (La Salle, 2/10/24)

DOUBLE-FIGURE SCORING GAMES

NAME	CAREER	LAST
Jordan King	85 (62 before UR)	11 (UMass, 2/14/24)
Neal Quinn	68 (38 at Lafayette)	10 (Fordham, 1/31/24)
Isaiah Bigelow	46 (19 at Wofford)	10 (UMass, 2/14/24)
DeLonnie Hunt	43 (36 at Wagner)	12 (VCU, 2/3/24)
Jason Roche	27 (19 at Citadel)	11 (Duquesne, 1/16/24)
Tyler Harris	23 (23 at WCU)	14 (ETSU, 2/15/23)
Dji Bailey	16	10 (UMass, 2/14/24)
Mikkel Tyne	2	10 (Lafayette, 12/30/23)
Mike Walz	1	12 (UNLV, 11/21/23)

DOUBLE-FIGURE REBOUNDING GAMES

NAME	CAREER	LAST
Isaiah Bigelow	10 (4 at Wofford)	16 (Dayton, 1/27/24)
Neal Quinn	9 (7 at Lafayette)	10 (VMI, 11/6/23)
Tyler Harris	4 (4 at WCU)	10 (Chattanooga, 2/9/22)

DOUBLE-FIGURE ASSIST GAMES

NAME	CAREER	LAST
Neal Quinn	1 (1 at Lafayette)	10 (NJIT, 12/5/21)

DOUBLE-DOUBLES

NAME	CAREER	LAST
Isaiah Bigelow	7 (1 at Wofford)	12 Pts 16 Reb (1/27/24)
Neal Quinn	7 (7 at Lafayette)	22 Pts 10 Reb (2/2/22)
Tyler Harris	1 (1 at WCU)	16 Pts 11 Reb (1/5/22)

SPIDERS IN OVERTIME

All-Time Record: 80-57
2023-24 OT Record: 1-0
Last OT Game: W at Davidson, 69-64, 1/20/24
Last OT Win: W at Davidson, 69-64, 1/20/24
Last OT Loss: L at GW, 107-105 (2 OT), 2/8/23
Double OT Record: 12-12
Last 2OT Game: L at GW, 107-105, 2/8/23
Triple OT Record: 8-1
Last 3OT Game: L vs. Saint Louis, 85-72, 2/8/09
Home OT Record: 42-20
Last Home OT Game: W vs Vanderbilt, 93-92, 11/14/19
Road OT Record: 28-32
Last Road OT Game: W at Davidson, 69-64, 1/20/24
Neutral OT Record: 10-5
Last Neutral OT Game: L vs Syracuse, 74-71, 11/21/22

SPIDERS BY THE NUMBERS

10 NCAA Tournament Appearances
7 Conference Championships
9 NCAA Tournament Wins/2 Sweet Sixteens
9 NCAA tourney wins when seeded 12th or higher (3 more than any other school)
1st 15-seed to beat a 2-seed (1991 vs Syracuse)
28 Professional Players under Chris Mooney
16 Wins over Top 25 since 2008

WHERE THE SPIDERS DWELL

ROBINS CENTER

Built in 1972 through the generosity of the E. Claiborne Robins family, the Robins Center is in its 52nd season as one of the premier small-school college basketball arenas in the nation.

In its 51st season in 2022-23, an average crowd of 6,285 attended Richmond's home games, nearly double the school's enrollment of undergraduate enrollment of 3,164. For the second straight season, Richmond was the smallest school in Division I to average at least 6,000 fans, narrowly edging out Siena (undergrad enrollment of 3,498).

The Spiders played before five capacity crowds of 7,201 in 2022-23, the program's most sellouts in a season since 2017-18.

The facility is much more than a basketball arena, however. The Robins Center has been home to addresses by world leaders, University commencements, WTA Tour events, track competitions, water polo matches, concerts, a 1992 Presidential Debate, and more.

Renovations to the lower level of the building in 2018 resulted in the creation of the Blandford-Everett Student-Athlete Performance Center, which provides Richmond's student-athletes with the latest strength and conditioning equipment, access to a nutrition fueling center, and a state-of-the-art sports medicine facility.

The arena underwent a \$17 million renovation in 2013 that revamped the lighting system and installed four 33' x 15' video boards in the corner sections. The renovation also reduced the arena's capacity from more than 9,000 to its current 7,201.



Capacity	7,201
Season	52nd
1st Game	12/3/1972 (L vs Maryland)
All-Time Record	500-233 (12-1 this season)
2022-23 Average Attendance	6,285 (+214)
2022-23 D-I Attendance Rank	79th (2nd straight year in top 80)
2022-23 Sellouts	5 (Duquesne, VCU, Fordham, Loyola, GMU)
Most Home Wins In A Season	16 (2014-15)

QUEALLY ATHLETICS CENTER

The Queally Athletics Center is the everyday home of Spiders basketball.

Opened in October 2020 following 18 months of construction, the \$15 million practice facility's centerpiece is Breed Family Practice Court. The gym includes a replica of the Robins Center court plus two additional half-courts and two more retractable baskets on the sidelines of the main court, for a total of six in the facility. Steps from the court is a 20-seat theater that allows for instant review of practice film and diagramming of offensive and defensive schemes.

The Boggs Strength and Conditioning Room, used exclusively by the men's and women's basketball teams, abuts the court's endline and is separated only by a pair of see-through retractable overhead doors. A six-table Sports Medicine suite, a hydrotherapy room with two pools, and the Bugg Fueling Station all border the strength and conditioning area and form the Ball Family Training Center.

Locker rooms and lounges for the men's and women's teams are also located on the ground floor, while the second floor includes Spider Hall, the main entrance to the Queally Athletics Center. The space, which serves to engage fans and alumni in celebration of the proud tradition of Richmond Athletics, features a giant video board as well as entrances to Millhiser Gymnasium and the University's new Student Well-Being Center, which are both adjacent to the QAC.

Head coach Chris Mooney believes that the facility has a tremendous impact on his team. "The Queally Athletics Center has transformed our entire basketball program. Our student-athletes utilize the amenities of the physical structure each and everyday as prospective Spiders see the facility and anticipate their future at Richmond," said Mooney.

The facility is named for 1986 alumni Paul and Anne-Marie Queally, longtime supporters of the University of Richmond who contributed a \$7.5 million lead gift to launch the fundraising efforts for the center.



MILLHISER GYMNASIUM (MILL-high-zer)

Now in its second century, one of the most historic and celebrated buildings on the University of Richmond campus has been completely renovated and now houses the Millhiser Student-Athlete Development Center and offices for both the men's basketball and women's basketball staffs.

The newest version of Millhiser Gymnasium opened in fall 2020 after being refurbished as part of the University's construction of the Queally Athletics Center and the Student Well-Being Center. A mezzanine level was installed to provide office suites for Richmond's basketball programs while the first floor, which still includes the historic gymnasium court surface, is the site of the Student-Athlete Development Center. The Center includes study and meeting spaces for Richmond's student-athletes as well as offices for Richmond Athletics' Academic Services and Leadership Development departments.

Millhiser's entry hall includes a restored classroom that overlooks the Queally Athletic Center's practice court and a recruiting room with end-zone views of Robins Stadium.

As part of Richmond's commitment to a sensitive restoration of the facility, many of Millhiser's iconic arched windows, which had been bricked in for decades, were re-opened.

Millhiser Gymnasium opened in 1921 and was Richmond's home court between 1922 and 1946.



TEAM GAME-BY-GAME

			Total		3-Pointers		Free throws		Rebounds											
Opponent	Date	Score	FG-FGA	PCT	3FG-3FGA	PCT	FT-FTA	PCT	OFF	DEF	TOT	AVG	PF	A	TO	BLK	STL	PTS	AVG	
VMI	11/06/2023	93-75	W	28-63	.444	13-37	.351	24-32	.750	10	31	41	41.0	12	16	7	3	11	93	93.0
Siena	11/11/2023	90-48	W	35-59	.593	10-18	.556	10-15	.667	6	23	29	35.0	13	21	8	1	14	90	91.5
at Boston College	11/15/2023	61-68	L	24-60	.400	5-19	.263	8-12	.667	7	24	31	33.7	15	10	5	6	6	61	81.3
vs Colorado	11/20/2023	59-64	L	23-51	.451	5-20	.250	8-11	.727	7	19	26	31.8	21	6	13	2	7	59	75.8
vs UNLV	11/21/2023	82-65	W	33-55	.600	9-14	.643	7-10	.700	4	27	31	31.6	10	20	9	8	4	82	77.0
Queens (NC)	11/25/2023	90-61	W	39-74	.527	8-25	.320	4-4	1.000	5	39	44	33.7	11	14	6	4	8	90	79.2
at Wichita St.	11/29/2023	68-80	L	30-66	.455	7-23	.304	1-3	.333	6	24	30	33.1	14	12	6	2	1	68	77.6
William & Mary	12/02/2023	88-69	W	34-62	.548	12-30	.400	8-11	.727	7	28	35	33.4	15	12	5	2	6	88	78.9
at UNI	12/06/2023	73-78	L	25-54	.463	6-18	.333	17-20	.850	5	25	30	33.0	15	9	14	1	6	73	78.2
vs Florida	12/09/2023	76-87	L	27-63	.429	11-22	.500	11-19	.579	5	25	30	32.7	20	17	8	1	9	76	78.0
Charlotte	12/16/2023	64-56	W	24-58	.414	3-17	.176	13-20	.650	7	28	35	32.9	12	9	5	3	10	64	76.7
Buffalo	12/21/2023	72-66	W	27-59	.458	5-19	.263	13-18	.722	4	40	44	33.8	10	14	9	3	2	72	76.3
Lafayette	12/30/2023	59-38	W	24-61	.393	9-27	.333	2-6	.333	10	35	45	34.7	13	14	14	3	7	59	75.0
St. Bonaventure	01/06/2024	65-54	W	24-55	.436	5-21	.238	12-18	.667	9	25	34	34.6	11	16	6	4	11	65	74.3
at Loyola Chicago	01/09/2024	58-56	W	22-57	.386	10-22	.455	4-8	.500	4	29	33	34.5	14	15	11	3	6	58	73.2
George Mason	01/13/2024	77-70	W	24-50	.480	10-20	.500	19-21	.905	4	22	26	34.0	14	10	7	2	7	77	73.4
at Duquesne	01/16/2024	63-61	W	24-50	.480	5-15	.333	10-14	.714	6	24	30	33.8	13	14	11	6	6	63	72.8
at Davidson	01/20/2024	69-64	Wot	24-60	.400	7-21	.333	14-16	.875	7	36	43	34.3	14	12	11	3	9	69	72.6
George Washington	01/24/2024	82-74	W	27-60	.450	12-23	.522	16-20	.800	5	30	35	34.3	9	11	7	3	8	82	73.1
Dayton	01/27/2024	69-64	W	21-55	.382	4-19	.211	23-30	.767	8	31	39	34.6	18	8	8	1	5	69	72.9
at Fordham	01/31/2024	83-69	W	31-53	.585	8-14	.571	13-16	.813	1	27	28	34.2	16	14	11	1	6	83	73.4
at VCU	02/03/2024	52-63	L	18-51	.353	3-18	.167	13-17	.765	3	24	27	33.9	19	12	11	2	6	52	72.4
La Salle	02/10/2024	82-65	W	29-56	.518	7-16	.438	17-18	.944	1	28	29	33.7	13	12	5	4	6	82	72.8
Massachusetts	02/14/2024	59-69	L	18-54	.333	7-25	.280	16-25	.640	6	23	29	33.5	18	8	7	2	8	59	72.3
Total		1734		635-1386	.458	181-503	.360	283-384	.737	137	667	804	33.5	340	306	204	70	169	1734	72.3
Opponents		1564		559-1418	.394	175-587	.298	271-375	.723	241	671	912	38.0	369	266	283	70	107	1564	65.2

Richmond Averages

Games Played	Points/ game	FG Pct	3FG Pct	FT Pct	Rebounds/ game	Assists/ game	Turnovers/ game	Assist/Turnover ratio	Steals/ game	Blocks/ game
24	72.3	45.8	36.0	73.7	33.5	12.8	8.5	1.5	7.0	2.9

OPPONENT GAME-BY-GAME

Opponent	Date	Score		Total		3-Pointers		Free throws		Rebounds											
				FG-FGA	PCT	3FG-3FGA	PCT	FT-FTA	PCT	OFF	DEF	TOT	AVG	PF	A	TO	BLK	STL	PTS	AVG	
VMI	11/06/2023	93-75	W	29-65	.446	8-19	.421	9-14	.643	9	28	37	37.0	20	11	14	0	4	75	75.0	
Siena	11/11/2023	90-48	W	20-50	.400	4-20	.200	4-11	.364	10	21	31	34.0	18	9	22	8	4	48	61.5	
at Boston College	11/15/2023	61-68	L	22-59	.373	7-18	.389	17-19	.895	14	30	44	37.3	13	13	11	3	3	68	63.7	
vs Colorado	11/20/2023	59-64	L	20-47	.426	3-10	.300	21-25	.840	10	22	32	36.0	11	9	12	2	7	64	63.8	
vs UNLV	11/21/2023	82-65	W	24-62	.387	7-25	.280	10-12	.833	12	18	30	34.8	9	9	8	2	5	65	64.0	
Queens (NC)	11/25/2023	90-61	W	23-72	.319	10-40	.250	5-10	.500	13	30	43	36.2	11	10	14	3	4	61	63.5	
at Wichita St.	11/29/2023	68-80	L	32-62	.516	7-21	.333	9-17	.529	10	31	41	36.9	11	16	6	4	5	80	65.9	
William & Mary	12/02/2023	88-69	W	24-62	.387	10-29	.345	11-16	.688	12	24	36	36.8	13	11	8	3	1	69	66.3	
at UNI	12/06/2023	73-78	L	27-60	.450	12-29	.414	12-17	.706	10	26	36	36.7	20	17	11	2	9	78	67.6	
vs Florida	12/09/2023	76-87	L	29-65	.446	9-29	.310	20-25	.800	13	36	49	37.9	16	14	12	5	4	87	69.5	
Charlotte	12/16/2023	64-56	W	19-55	.345	10-35	.286	8-12	.667	10	30	40	38.1	18	13	14	3	3	56	68.3	
Buffalo	12/21/2023	72-66	W	26-72	.361	7-37	.189	7-12	.583	9	29	38	38.1	14	13	6	1	2	66	68.1	
Lafayette	12/30/2023	59-38	W	14-56	.250	1-20	.050	9-13	.692	9	30	39	38.2	12	6	15	4	10	38	65.8	
St. Bonaventure	01/06/2024	65-54	W	19-49	.388	5-17	.294	11-14	.786	7	25	32	37.7	15	5	14	1	4	54	64.9	
at Loyola Chicago	01/09/2024	58-56	W	20-52	.385	8-22	.364	8-14	.571	6	35	41	37.9	16	13	15	3	9	56	64.3	
George Mason	01/13/2024	77-70	W	25-55	.455	8-22	.364	12-14	.857	9	23	32	37.6	20	14	11	1	3	70	64.7	
at Duquesne	01/16/2024	63-61	W	24-57	.421	6-19	.316	7-11	.636	9	22	31	37.2	13	14	9	2	4	61	64.5	
at Davidson	01/20/2024	69-64	Wot	24-64	.375	8-26	.308	8-13	.615	7	31	38	37.2	13	11	11	2	4	64	64.4	
George Washington	01/24/2024	82-74	W	27-72	.375	9-29	.310	11-13	.846	14	32	46	37.7	15	6	9	4	5	74	64.9	
Dayton	01/27/2024	69-64	W	20-59	.339	10-33	.303	14-20	.700	12	30	42	37.9	23	7	11	4	4	64	64.9	
at Fordham	01/31/2024	83-69	W	23-56	.411	9-27	.333	14-20	.700	9	23	32	37.6	15	11	12	4	5	69	65.1	
at VCU	02/03/2024	52-63	L	20-54	.370	5-18	.278	18-20	.900	9	33	42	37.8	16	15	11	4	3	63	65.0	
La Salle	02/10/2024	82-65	W	27-58	.466	6-20	.300	5-9	.556	7	27	34	37.7	20	9	13	1	2	65	65.0	
Massachusetts	02/14/2024	59-69	L	21-55	.382	6-22	.273	21-24	.875	11	35	46	38.0	17	10	14	4	3	69	65.2	
Total		1564		559-1418	.394	175-587	.298	271-375	.723	241	671	912	38.0	369	266	283	70	107	1564	65.2	
Richmond		1734		635-1386	.458	181-503	.360	283-384	.737	137	667	804	33.5	340	306	204	70	169	1734	72.2	

Opponents Averages

Games Played	Points/ game	FG Pct	3FG Pct	FT Pct	Rebounds/ game	Assists/ game	Turnovers/ game	Assist/Turnover ratio
--------------	--------------	--------	---------	--------	----------------	---------------	-----------------	-----------------------

PTS-REB-AST

Opponent	Date	Score		1 SMITH,TREV	2 KING,JORDA	3 HUNT,DELON	4 BAILEY,DJI	5 TANNER,COL	9 HARRIS,TYL	10 WEAVER,LIA	11 ROCHE,JASO	12 TYNE,MIKKE	13 GRAHAM,JAC	16 SOULIS,RYA
VMI	11/06/2023	93-75	W	0-2-0	34-5-1	15-2-4	7-5-1	0-2-0	4-1-0	0-0-0	9-1-0	5-1-1	0-0-0	0-2-0
Siena	11/11/2023	90-48	W	0-1-0	10-1-4	11-2-4	14-3-1	2-0-0	4-2-1	0-0-0	9-1-0	2-1-3	0-0-0	DNP
at Boston College	11/15/2023	61-68	L	DNP	10-6-3	7-4-0	8-2-1	DNP	0-0-0	DNP	3-1-0	0-1-0	DNP	DNP
vs Colorado	11/20/2023	59-64	L	DNP	23-6-1	4-2-0	11-0-1	DNP	2-4-0	DNP	0-1-0	3-0-2	DNP	DNP
vs UNLV	11/21/2023	82-65	W	DNP	21-4-6	DNP	4-0-7	DNP	4-2-0	DNP	0-2-0	2-2-1	DNP	DNP
Queens (NC)	11/25/2023	90-61	W	0-0-0	24-2-2	DNP	8-5-1	0-0-0	3-3-1	3-0-0	3-2-1	6-6-4	0-0-0	DNP
at Wichita St.	11/29/2023	68-80	L	DNP	17-3-0	DNP	7-8-5	DNP	4-1-2	DNP	0-3-0	6-3-0	DNP	DNP
William & Mary	12/02/2023	88-69	W	0-1-0	29-6-1	DNP	12-4-0	0-0-0	2-0-2	DNP	14-2-0	5-1-0	0-0-0	0-0-0
at UNI	12/06/2023	73-78	L	DNP	20-4-1	DNP	6-5-3	DNP	2-0-0	DNP	0-0-1	9-1-1	DNP	DNP
vs Florida	12/09/2023	76-87	L	DNP	14-6-6	DNP	4-5-0	DNP	0-0-1	DNP	8-0-0	16-2-0	DNP	0-0-1
Charlotte	12/16/2023	64-56	W	DNP	14-4-1	DNP	12-3-3	DNP	4-3-0	DNP	3-0-0	8-6-2	DNP	DNP
Buffalo	12/21/2023	72-66	W	DNP	10-6-3	DNP	13-5-4	DNP	0-2-1	DNP	0-1-0	7-5-0	DNP	DNP
Lafayette	12/30/2023	59-38	W	2-2-0	5-7-5	DNP	10-6-2	2-1-0	6-3-0	DNP	6-1-0	10-5-2	0-0-0	DNP
St. Bonaventure	01/06/2024	65-54	W	DNP	18-3-3	DNP	13-4-3	DNP	0-2-0	DNP	2-1-0	5-6-2	DNP	DNP
at Loyola Chicago	01/09/2024	58-56	W	DNP	16-5-2	6-1-1	10-2-2	DNP	3-2-2	DNP	2-0-0	0-4-1	DNP	DNP
George Mason	01/13/2024	77-70	W	DNP	31-5-1	11-3-0	7-2-2	DNP	3-2-0	DNP	0-1-0	3-1-1	DNP	DNP
at Duquesne	01/16/2024	63-61	W	DNP	10-1-1	3-3-4	12-8-4	DNP	0-3-1	DNP	11-0-0	3-2-0	DNP	DNP
at Davidson	01/20/2024	69-64	Wot	DNP	24-2-2	7-7-4	10-5-1	DNP	6-4-0	DNP	0-1-0	2-0-2	DNP	DNP
George Washington	01/24/2024	82-74	W	DNP	32-5-3	12-5-3	4-3-1	DNP	0-1-0	DNP	3-0-0	0-1-0	DNP	DNP
Dayton	01/27/2024	69-64	W	DNP	17-4-1	10-4-1	12-5-2	DNP	2-0-0	DNP	5-0-0	0-1-0	DNP	DNP
at Fordham	01/31/2024	83-69	W	DNP	29-3-2	12-2-1	14-1-3	DNP	3-0-1	DNP	0-1-0	8-0-1	DNP	DNP
at VCU	02/03/2024	52-63	L	DNP	12-2-1	12-3-2	10-6-2	DNP	0-0-0	DNP	0-0-0	0-1-0	DNP	DNP
La Salle	02/10/2024	82-65	W	DNP	13-5-5	8-1-1	22-7-3	DNP	2-2-1	DNP	0-2-0	6-3-0	DNP	DNP
Massachusetts	02/14/2024	59-69	L	DNP	11-4-1	8-4-1	10-7-1	DNP	6-0-0	DNP	3-1-0	7-2-2	DNP	DNP

Opponent	Date	Score		21 WALZ,MIKE	24 BIGELOW,IS	25 SOUTHALL,Q	32 QUINN,NEAL	35 NOYES,AIDA
VMI	11/06/2023	93-75	W	0-3-1	7-3-1	0-0-0	6-10-7	6-4-0
Siena	11/11/2023	90-48	W	7-5-4	17-1-0	0-1-0	9-4-4	5-4-0
at Boston College	11/15/2023	61-68	L	3-3-1	2-2-0	DNP	21-6-5	7-4-0
vs Colorado	11/20/2023	59-64	L	0-2-0	8-4-1	DNP	8-5-1	0-0-0
vs UNLV	11/21/2023	82-65	W	12-3-1	16-7-0	DNP	20-7-5	3-2-0
Queens (NC)	11/25/2023	90-61	W	6-3-0	11-9-1	0-2-1	21-5-3	5-6-0
at Wichita St.	11/29/2023	68-80	L	5-0-1	11-4-1	DNP	18-3-3	0-0-0
William & Mary	12/02/2023	88-69	W	1-0-3	8-1-0	DNP	10-8-5	7-8-1
at UNI	12/06/2023	73-78	L	0-1-2	17-6-0	DNP	11-8-1	8-4-0
vs Florida	12/09/2023	76-87	L	0-3-1	17-7-2	DNP	17-5-6	0-1-0
Charlotte	12/16/2023	64-56	W	0-1-0	12-9-0	DNP	11-7-3	0-0-0
Buffalo	12/21/2023	72-66	W	4-3-0	15-12-2	DNP	23-7-4	0-2-0
Lafayette	12/30/2023	59-38	W	0-4-2	14-10-1	DNP	4-4-2	0-1-0
St. Bonaventure	01/06/2024	65-54	W	4-4-2	13-13-2	DNP	10-1-4	DNP
at Loyola Chicago	01/09/2024	58-56	W	2-4-3	6-5-0	DNP	13-7-4	DNP
George Mason	01/13/2024	77-70	W	0-1-1	12-8-1	DNP	10-3-4	DNP
at Duquesne	01/16/2024	63-61	W	2-4-1	6-1-1	DNP	16-8-2	DNP
at Davidson	01/20/2024	69-64	Wot	2-4-0	10-13-0	DNP	8-5-3	DNP
George Washington	01/24/2024	82-74	W	0-2-0	20-8-0	DNP	11-9-4	DNP
Dayton	01/27/2024	69-64	W	0-2-0	12-16-0	DNP	11-5-4	DNP
at Fordham	01/31/2024	83-69	W	5-3-0	2-9-0	DNP	10-4-6	0-1-0
at VCU	02/03/2024	52-63	L	0-0-0	9-3-1	DNP	9-9-6	DNP
La Salle	02/10/2024	82-65	W	6-0-0	17-6-0	DNP	8-3-2	DNP
Massachusetts	02/14/2024	59-69	L	0-2-2	10-3-0	DNP	4-3-1	DNP



MOONEY AMONG A-10 LEADERS

MOST TOTAL WINS BY COACH ATLANTIC 10 HISTORY

	WINS	YEARS
1. John Chaney (Temple)	516	1982-2006
2. Phil Martelli (Saint Joseph's)	424	1995-2019
3. Chris Mooney (Richmond)	342	2005-pres.
3. Gale Catlett (West Virginia)	333	1978-95

MOST CONFERENCE WINS BY COACH ATLANTIC 10 HISTORY

	WINS	YEARS
1. John Chaney (Temple)	295	1982-2006
2. Phil Martelli (Saint Joseph's)	218	1995-2019
3. Gale Catlett (West Virginia)	180	1978-95
4. Chris Mooney (Richmond)	169	2005-pres.

SPECIALTY STATS

DATE	OPPONENT	PTS/TO	PAINT	2ND CHANCE	FAST BREAK	BENCH	TIES	LEAD CHANGES	LEADING	TRAILING	LEAD LOST/DEFICIT OVERCOME
11/6	VMI	17	26	11	12	25	1	1	37:49	1:39	Trailed by 5 (1st - 19:10)
11/11	Siena	31	50	5	13	38	0	0	39:44	--	--
11/15	Boston College	16	30	3	2	14	3	3	20:40	17:13	Led by 14 (1st - 7:11)
11/20	#18 Colorado	8	24	5	4	16	5	4	2:22	33:08	Led by 2 (2nd - 9:09)
11/21	UNLV	5	40	2	3	20	0	0	39:21	--	--
11/25	Queens	20	50	9	14	23	0	3	37:20	2:23	Trailed by 3 (1st - 19:43)
11/29	Wichita State	5	36	7	5	16	0	0	--	39:25	--
12/2	William & Mary	8	36	8	9	22	1	3	32:35	5:48	Trailed by 6 (1st - 14:00)
12/6	Northern Iowa	12	20	7	2	16	7	9	11:21	26:05	Led by 10 (1st - 5:38)
12/9	Florida	7	18	6	0	8	1	3	2:34	36:50	Led by 3 (1st - 19:24)
12/16	Charlotte	21	32	6	15	7	1	2	28:38	10:07	Trailed by 11 (1st - 4:54)
12/21	Buffalo	10	40	4	12	4	0	4	39:11	0:36	Trailed by 2 (1st - 16:02)
12/30	Lafayette	14	24	11	7	16	1	0	37:20	--	--
1/6	St. Bonaventure	19	30	7	13	6	2	2	31:54	5:54	Trailed by 8 (1st - 10:30)
1/9	Loyola Chicago	12	20	1	0	13	6	8	16:47	17:59	Trailed by 8 (2nd - 15:09)
1/13	George Mason	14	14	7	9	6	2	3	32:45	6:15	Trailed by 5 (1st - 17:20)
1/16	Duquesne	13	24	7	10	16	5	6	3:54	33:06	Trailed by 10 (1st - 7:54)
1/20	Davidson	10	24	7	15	10	9	9	32:11	5:18	Trailed by 3 (2nd - 2:15)
1/24	George Washington	9	14	7	0	3	1	3	19:16	19:46	Trailed by 12 (1st - 3:24)
1/27	#16 Dayton	4	30	13	11	7	6	5	18:18	15:25	Trailed by 9 (1st - 14:05)
1/31	Fordham	16	42	0	6	16	2	3	37:37	1:36	Trailed by 2 (1st - 19:55)
2/3	VCU	13	26	4	5	0	4	2	4:42	29:57	Led by 4 (2nd - 16:50)
2/10	La Salle	11	32	2	11	14	2	6	27:05	10:38	Trailed by 8 (1st - 13:52)
2/14	Massachusetts	16	20	4	12	16	3	2	0:16	36:20	Led by 1 (1st - 11:36)

UNIVERSITY OF RICHMOND FACTS

- Ranked 25th among "Best Liberal Arts Colleges"

- Ranked in top 25 each of last 7 years
(US News & World Report)

According to the Princeton Review:

- Ranked 1st for "Most Beautiful Campus"
- Ranked 7th for Best Athletic Facilities
- Ranked 3rd for "Best Classroom Experience"
- No. 3 "Best-Run" college in the country
- Ranked 9th for "Quality of Life"
- Ranked 10th for "Happiest Students"

Robins Business School ranked 18th in nation (Poets & Quants)

8:1 faculty-staff ratio; two-thirds of classes have < 20 students

University endowment valued at more than \$3.3 billion

Founded in 1830, sixth oldest school in Virginia

UNIVERSITY OF RICHMOND ALUMNI

Kenny Atkinson Former Brooklyn Nets Head Coach

Sean Casey Three-Time MLB All-Star, Yankees Hitting Coach

Joe Douglas New York Jets General Manager

Tim Finchem Former PGA TOUR Commissioner

Douglas Freeman Historian, 2-time Pulitzer Prize winner

Tim Hightower Former NFL Running Back

Melanie Healey Former Procter & Gamble President

Brian Jordan Former MLB & NFL Player

Todd McShay Former ESPN NFL Draft Analyst

Leland Melvin NASA Astronaut

Johnny Newman Former NBA Player (UR's all-time leading scorer)


Lil Dicky Rapper & star of FX's *Dave*



SPIDER BITES

With eight newcomers, tied for the most in Chris Mooney's 19 seasons at Richmond, getting to really know the 2023-24 Spiders is a tall task. Here's some help.

Their basketball skills are at a Division I level, but what other athletic talents do this year's Spiders possess? Four Spiders said their best sport other than basketball is golf, led by low single-digit handicapper Mike Walz. The same number said football, including Isaiah Bigelow, who played in high school. Baseball was just behind, with Collin Tanner and Jordan King saying the national pastime is their best sport outside of basketball. Aidan Noyes, an accomplished shortstop at Cincinnati's Archbishop Moeller High, whose baseball team produced Hall-of-Famers Ken Griffey Jr. and Barry Larkin, theoretically included baseball when he said his best sport outside of basketball was "everything." Ryan Soulis might have trouble finding a match on campus, as he's the only Spider to answer tennis. Soulis' love of tennis led to the name of the family's pet bunny, Roger – as in Federer.



Outside of Soulis, it's dogs or cats for every other Spiders pet-owner. Jack Graham, Jason Roche, and Mike Walz all have cats at home, while eight Spiders have dogs. Notably, Aidan Noyes' dog is named Votto after Reds first baseman Joey Votto. Isaiah Bigelow's dog, an Australian cattle dog officially named Jazzy Blue Healer but also known as Jazz, lives with him in Richmond and can often be found hanging out in the team's locker room.



In what time is left outside of school and basketball, the Spiders screen time is most likely to come via YouTube, the preferred streaming service of 10 of this year's 16 Spiders. (Netflix was picked by three players, the only other streaming service to receive multiple votes.) For podcasts, there's more of a variety of opinion among the team. Five Spiders picked The Joe Rogan Experience as their favorite podcast, while three went with Paul George's Podcast P. No other podcast received multiple votes. As kids, the Spiders were most likely to tune into SpongeBob SquarePants, the favorite children's TV show of a team-high four players. Phineas & Ferb (two), Drake & Josh (two), and Stranger Things (two) were also mentioned. Six players ID'd the Diary of a Wimpy Kid series as their favorite children's book. Percy Jackson The Lightning Thief, in which the main character learns he is the son of Poseidon, the Greek god of the ocean, was the choice of both Neal Quinn and Jason Roche.

Not surprisingly, Quinn was one of a team-high nine players to choose the ocean as his preferred body of water. Roche and five others would rather visit a lake. DeLonnie Hunt wants nothing to do with the wild water. Given the option of visiting an ocean, a lake, or a river, Hunt instead chose a pool. When it comes to holiday visits to home, 11 of the 16 Spiders said that Christmas was their favorite holiday, while four picked Thanksgiving. There's no such thing as a Halloween Break, which is undoubtedly a major disappointment to Jack Graham, the only Spider to choose October 31 as his favorite holiday.



As for the business of college basketball, a strong majority of the Spiders (13 of 16) prefer plane road trips to bus road trips, while Dji Bailey, Tyler Harris, and Jack Graham opt for four wheels instead of two wings. The group was far more divided on its favorite Spider uniform to play in. Three players (Aidan Noyes, Neal Quinn, and Ryan Soulis) chose Richmond's road blues, six picked UR's home whites, and a team-high seven players chose the alternate red jerseys, which the Spiders wore just twice last season. Pro basketball is also a contentious issue. Steph Curry was picked as the best current NBA player by a team-high four Spiders, while Nikola Jokic picked up three votes and Giannis Antetokounmpo and LeBron James each received two, the only other players to be picked more than once.

At chow time, the Spiders prefer chicken (11 votes) to beef (5 votes), and will pass on the pork (0 votes). If that chicken is in wing form, 11 Spiders would opt for a side of ranch instead of blue cheese (two votes). Three Spiders – Ryan Soulis, Mike Walz, and Liam Weaver – will skip the dressing altogether. More than half the team chose Chipotle (seven votes) or Chick-fil-A (four votes) as their favorite chain restaurant, but when it's time for the Spiders to do the cooking, it's most likely pasta on the menu. Eight players said the best thing they know how to cook is a type of pasta dish, ranging from the unrefined (Dji Bailey, Jason Roche, and Liam Weaver opted for a simple spaghetti) to the elevated (Quentin Southall claims he makes a mean shrimp scampi, and Mike Walz has mastered fettuccine alfredo with chicken). Ideally, Aidan Noyes and Neal Quinn are making the most their campus dining plans. The best thing they say they can prepare is peanut butter and jelly (Noyes) and popcorn (Quinn).



FAMILY BUSINESS

Several Spiders have family members who participated in college athletics.

- Trevor Smith's father Tim is the all-time leading scorer at East Tennessee State University, totaling 2,300 points for the Buccaneers during his career. He was named the 2006 Atlantic Sun Player of the Year in ETSU's first season in the conference after earning First Team All-Southern Conference honors in 2004 and 2005.
- Ryan Soulis' dad Vasilis played professionally for eight seasons, seven in Greek Basket League and one in EuroLeague with Olympiacos in 2000-01.
- Mikkel Tyne's older brother Malik played linebacker at Towson and with the Edmonton Elks in the CFL.
- Tyler Harris' cousin Oryend Fisher is a freshman defensive lineman on the West Virginia football team.
- Jason Roche's cousin Christine Cleary played basketball at Wisconsin, while another cousin Joe Cleary ran track for the Badgers.
- Quentin Southall is the son of Cornelius Southall, who played defensive back for Notre Dame and led the Irish to a national championship in 1988.
- Neal Quinn's dad William played college golf at St John's University, and Liam Weaver's father Tim ran track at Tulsa.



Tim Smith



INDIVIDUAL GAME HIGHS

POINTS	34		Jordan King vs VMI (11/06/2023)
	32		Jordan King vs George Washington (01/24/2024)
	31		Jordan King vs George Mason (01/13/2024)
	29		Jordan King at Fordham (01/31/2024)
	29		Jordan King vs William & Mary (12/02/2023)
FIELD GOALS MADE	11		Jordan King vs George Washington (01/24/2024)
	11		Jordan King vs George Mason (01/13/2024)
	11		Jordan King vs William & Mary (12/02/2023)
	11		Jordan King vs VMI (11/06/2023)
FIELD GOAL ATTEMPTS	19		Jordan King vs George Washington (01/24/2024)
	19		Jordan King vs Queens (NC) (11/25/2023)
FIELD GOAL PERCENTAGE (min 5 made)	.875	(7-8)	Isaiah Bigelow vs UNLV (N) (11/21/2023)
	.857	(6-7)	Dji Bailey vs La Salle (02/10/2024)
	.857	(6-7)	Dji Bailey vs Siena (11/11/2023)
3 PT FG MADE	6		Jordan King vs George Mason (01/13/2024)
	6		Jordan King vs VMI (11/06/2023)
3 PT FG ATTEMPTS	12		Jordan King vs VMI (11/06/2023)
	8		Jordan King at Davidson (01/20/2024)
	8		Jordan King vs George Mason (01/13/2024)
	8		Jordan King vs St. Bonaventure (01/06/2024)
	8		Jordan King vs William & Mary (12/02/2023)
	8		Jordan King vs Queens (NC) (11/25/2023)
3 PT FG PERCENTAGE (min 2 made)	1.000	(4-4)	Jordan King at Fordham (01/31/2024)
	1.000	(2-2)	Tyler Harris at Davidson (01/20/2024)
	1.000	(2-2)	Dji Bailey at Duquesne (01/16/2024)
	1.000	(2-2)	Tyler Harris vs Lafayette (12/30/2023)
	1.000	(2-2)	Aidan Noyes at UNI (12/06/2023)
	1.000	(2-2)	Mike Walz vs UNLV (N) (11/21/2023)
	1.000	(2-2)	Dji Bailey vs Siena (11/11/2023)
FREE THROWS MADE	9		Dji Bailey vs La Salle (02/10/2024)
	9		Jordan King at Fordham (01/31/2024)
	9		Isaiah Bigelow vs Dayton (01/27/2024)
FREE THROW ATTEMPTS	10		Dji Bailey vs La Salle (02/10/2024)
	10		Jordan King at Fordham (01/31/2024)
	10		Isaiah Bigelow vs Dayton (01/27/2024)
FREE THROW PERCENTAGE (min 3 made)	1.000	(8-8)	Jordan King at UNI (12/06/2023)
	1.000	(6-6)	Jordan King vs VMI (11/06/2023)
	1.000	(5-5)	Neal Quinn vs George Washington (01/24/2024)
	1.000	(5-5)	Isaiah Bigelow vs George Mason (01/13/2024)
	1.000	(4-4)	Dji Bailey at VCU (02/03/2024)
	1.000	(4-4)	Dji Bailey at Davidson (01/20/2024)
	1.000	(4-4)	Delonnie Hunt vs George Mason (01/13/2024)
	1.000	(4-4)	Neal Quinn vs George Mason (01/13/2024)
	1.000	(4-4)	Isaiah Bigelow vs St. Bonaventure (01/06/2024)
	1.000	(4-4)	Jordan King vs St. Bonaventure (01/06/2024)
	1.000	(4-4)	Neal Quinn vs VMI (11/06/2023)
	1.000	(3-3)	Delonnie Hunt vs Dayton (01/27/2024)
	1.000	(3-3)	Isaiah Bigelow at Davidson (01/20/2024)
REBOUNDS	16		Isaiah Bigelow vs Dayton (01/27/2024)
	13		Isaiah Bigelow at Davidson (01/20/2024)
	13		Isaiah Bigelow vs St. Bonaventure (01/06/2024)
ASSISTS	7		Dji Bailey vs UNLV (N) (11/21/2023)
	7		Neal Quinn vs VMI (11/06/2023)
STEALS	6		Dji Bailey vs Florida (N) (12/09/2023)
	5		Jordan King vs George Mason (01/13/2024)
BLOCKED SHOTS	4		Neal Quinn vs UNLV (N) (11/21/2023)
	4		Neal Quinn at Boston College (11/15/2023)
TURNOVERS	5		Jordan King at UNI (12/06/2023)
	4		Delonnie Hunt vs George Washington (01/24/2024)
	4		Neal Quinn at Loyola Chicago (01/09/2024)
	4		Neal Quinn at UNI (12/06/2023)
	4		Neal Quinn vs Colorado (N) (11/20/2023)
FOULS	5		Neal Quinn vs Dayton (01/27/2024)
	5		Mikkel Tyne vs Colorado (N) (11/20/2023)
	5		Isaiah Bigelow at Boston College (11/15/2023)





CHRIS MOONEY

HEAD COACH

19th SEASON

PRINCETON, 1994

In his first 18 seasons at Richmond, Chris Mooney has led the Spiders to their only two Atlantic 10 championships, three NCAA Tournaments, seven 20-win seasons, and nine postseason appearances while amassing 325 wins, more than any other coach in program history.

Mooney ranks among the longest-tenured and most successful coaches in Atlantic 10 history. This is Mooney's 19th season with the Spiders, giving him the third-longest tenure by a coach at a single school in conference history (John Chaney - 24 seasons at Temple; Phil Martelli - 24 seasons at Saint Joseph's). Mooney is one of 11 coaches to ever win multiple A-10 titles, and only four coaches have won more A-10 championships than Mooney's two: John Chaney (6), John Calipari (5), Phil Martelli (3), and Fran Dunphy (3).

Mooney's season ended prematurely in 2022-23, when on February 17 he announced that he was stepping away from the program to have heart surgery. At the time of his announcement, the Spiders were 13-14 overall, with wins over NCAA Tournament teams Drake and FDU, and 6-8 in the Atlantic 10. Mooney underwent a successful procedure to remove an aortic aneurysm at the University of Virginia Medical Center on February 28 and was back in the office in April.

In 2021-22, Mooney and the Spiders captured the second A-10 title in program history and upset Big Ten champion Iowa in the First Round of the NCAA Tournament. Richmond won four games in four days to win the Atlantic 10, opening with a win against 11-seed Rhode Island and then defeating 3-seed VCU, 2-seed Dayton, and 1-seed Davidson. The Spiders overcame 15-point deficits against URI and Dayton, two of UR's six comeback wins of 14 or more points during the season, and defeated Davidson 64-62 in the A-10 final after trailing by six points with 90 seconds remaining. Richmond earned a 12 seed in the Midwest Region of the NCAA Tournament and a match up with Big Ten champion Iowa, a 5 seed, in the First Round. Days after being named Most Outstanding Player of the A-10 Tournament, Jacob Gilyard led all players with 24 points and six assists and Nathan Cayo recorded a pair of 'And-1's' in the final 90 seconds to lead UR to a 67-63 win and secure the sixth trip to the Second Round of the NCAA Tournament in program history. Richmond finished 24-13, the fourth-most wins ever by a Spiders team, and Mooney was named UR's Coach of the Year by the school's Student-Athlete Advisory Council (SAAC). After setting the NCAA Division I career steals record in December, Gilyard was a semifinalist for the Naismith National Defensive Player of the Year, a Lefty Driesell Defensive All-American, and the Virginia State Defensive Player of the Year. In April, he won the Senior CLASS Award as the top senior or graduate student-athlete in NCAA Division I Men's Basketball. Gilyard also earned A-10 All-Conference honors for a fourth straight season. Tyler Burton led Richmond in scoring and rebounding and was named Second Team All-Atlantic 10 by the conference and First Team All-Atlantic 10 by the NABC. Grant Golden was named to the A-10 All-Tournament Team and finished his Spiders career with the second-most points (2,246), third-most rebounds (1,015), and fourth-most assists (476) in Spiders history.

Mooney and the Spiders posted a 14-9 record in the COVID-shortened 2020-21 season and advanced to the quarterfinals of the NIT. In November, the Spiders beat 10th-ranked Kentucky for the program's first road win ever vs a team in the top 10 of the Associated Press Poll. UR rose as high as 19th in the AP Top 25 during its 4-0 start, the best ranking for the Spiders since December 1957. Richmond earned a 2-seed in the NIT and defeated MAC regular-season champion Toledo in the First Round despite playing without its two leading scorers, Blake Francis and Grant Golden, who were sidelined with injuries. Jacob Gilyard broke Richmond's career assists record while leading the nation in steals for a second straight season and being named a Lefty Driesell Defensive All-American. Tyler Burton earned the A-10's Chris Daniels Award, given to the conference's most improved player. He was one of four Spiders to earn A-10 honors, as Francis, Gilyard, and Golden landed on the league's All-Conference teams for a second straight season.

In 2019-20, Mooney led Richmond to one of the best regular seasons in program history and was on the verge of taking the Spiders to the NCAA Tournament when the postseason was canceled due to COVID-19. The Spiders went 24-7, tying the school record for regular-season wins, and posted three wins over power-conference opponents, including a victory over eventual Big Ten champion Wisconsin in the Legends Classic. Richmond went 14-4 in conference play, a program record for conference wins in a season, and finished second in the Atlantic 10, the highest regular-season finish for UR since joining the conference in 2001. Mooney's Spiders relied on a starting lineup comprised entirely of juniors, three of whom -- Jacob Gilyard, Blake Francis, and Grant Golden -- earned All-Atlantic 10 honors following the season. Gilyard was also named A-10 Defensive Player of the Year and was a semifinalist for the Naismith National Defensive Player of the Year Award after leading D-I with 99 steals. The Spiders received votes in the AP Top 25 six times, including a season-high six in the final poll of the season.

2009-10 and 2010-11 are remembered as two of the top seasons in Mooney's coaching career and in Spider Basketball history. In 2011, Richmond defeated Dayton in the A-10 championship game to earn Mooney's first conference championship, the Spiders first title since Richmond joined the Atlantic 10 in 2001. The Spiders would go on to the second Sweet 16 in program history by downing Vanderbilt and Morehead State in the NCAA Denver Subregional. Richmond finished 29-8, set a school record for wins, and finished 21st in the coaches poll.

In 2010, Richmond earned its first NCAA at-large bid since 2004, garnering a seven seed before falling in the first round of the tournament. Mooney was named the 2010 Sporting News Atlantic 10 Coach of the Year, and was a finalist for the 2010 Jim Phelan National Coach of the Year award. The Spiders finished the season ranked 24th in the final AP Top 25.

Mooney previously coached at Air Force for five seasons: three as an assistant, one as an associate head coach and his final season as head coach. In 2004-05, Mooney led the Falcons to an 18-12 record and votes in the national polls. His 18 victories were the most by a first-year head coach at Air Force.

Mooney began coaching at the high school level, taking a job at Lansdale Catholic High School in Lansdale, Pa., in 1994. His first college coaching experience came at Division III Beaver College, now known as Arcadia University. He spent two seasons there from 1998-2000. While at Beaver College, Mooney only coached part-time, spending much of his time as an event coordinator. He helped plan weddings and events while also serving as the team manager. Mooney is married to the former Lia Chomat, a Princeton graduate who also has a doctorate in psychology from Penn. The couple has two sons, Danny and Ryan.

COACHING HONORS

2022 Richmond Athletics Coach of the Year
2010 Sporting News Atlantic 10 Coach of the Year
2010 Jim Phelan National Coach of the Year Finalist

POSTSEASON ACCOMPLISHMENTS

2022 NCAA Second Round
2022 Atlantic 10 Champions
2021 NIT Quarterfinals
2017 NIT Quarterfinals
2015 NIT Quarterfinals
2013 CBI Quarterfinals
2011 NCAA Sweet 16
2011 Atlantic 10 Champions
2010 NCAA First Round
2009 CBI Semifinals
2008 CBI First Round

AS A D-I HEAD COACH

YEAR	SCHOOL	RECORD	CONF.	FINISH
2023-24	Richmond	17-7	9-2	--
2022-23	Richmond*	13-14	6-8	n/a
2021-22	Richmond	24-13	10-8	6th
2020-21	Richmond	14-9	6-5	8th
2019-20	Richmond	24-7	14-4	2nd
2018-19	Richmond	13-20	6-12	t-10th
2017-18	Richmond	12-20	9-9	t-5th
2016-17	Richmond	22-13	13-5	t-3rd
2015-16	Richmond	16-16	7-11	9th
2014-15	Richmond	21-14	12-4	4th
2013-14	Richmond	19-14	8-8	7th
2012-13	Richmond	19-15	8-8	t-8th
2011-12	Richmond	16-16	7-9	t-9th
2010-11	Richmond	29-8	13-3	3rd
2009-10	Richmond	26-9	13-3	3rd
2008-09	Richmond	20-16	9-7	t-5th
2007-08	Richmond	16-15	9-7	t-4th
2006-07	Richmond	8-22	4-12	t-12th
2005-06	Richmond	13-17	6-10	t-11th
2004-05	Air Force	18-12	9-5	3rd
Richmond (2005-pres.)		342-265 (.563)	169-137 (.552)	
Air Force (2004-05)		18-12 (.600)	9-5 (.643)	
Career Record (D-I only)		360-277 (.565)	178-142 (.556)	

* Left team on Feb. 17 to undergo heart surgery

Head Coach, Richmond, 2005-present
Head Coach, Air Force, 2004-05
Associate Head Coach, Air Force, 2003-04
Assistant Coach, Air Force, 2000-03
Head Coach, Arcadia University (Div III), 1997-00

AS A PLAYER

A 1994 graduate with a B.A. in English, Mooney led Princeton to two Ivy League titles. The four-year letterwinner amassed 1,071 points and started all 107 games in his career.





#1 TREVOR SMITH
G | FR | 6'0" | 165
NEWPORT NEWS, VA
WOODSIDE

HIGH SCHOOL

- 2023 Class 5 State Player of the Year in Virginia
- Led Woodside to 2023 Class 5 state championship, its first since 2005
- Scored game-high 17 points in 2023 Class 5 State Championship Final vs Patrick Henry
- 2023 All-Tidewater Basketball Player of the Year
- No. 5 recruit in Virginia, No. 30 point guard in Class of 2023 via 247sports.com
- Committed to Spiders in April 2022 after receiving several D-I offers, including Florida and Georgetown

PERSONAL

- Father Tim is the all-time leading scorer at East Tennessee State University, totaling 2,300 points for the Buccaneers during his career ... He was named the 2006 Atlantic Sun Player of the Year in ETSU's first season in the conference after earning First Team All-Southern Conference honors in 2004 and 2005.
- Born on April 25, 2004

CAREER HIGHS

Statistic	Value	
Points	2	vs Lafayette 12/30/23
Rebounds	2	vs VMI 11/06/23, vs Lafayette 12/30/23
Steals	2	vs VMI 11/06/23
FG Attempts	2	vs VMI 11/06/23, vs Queens (NC) 11/25/23
3FG Attempts	2	vs VMI 11/06/23
FT Made	2	vs Lafayette 12/30/23
FT Attempts	4	vs Lafayette 12/30/23

CAREER STATS

				Field Goals		3-Point		F-Throws		Rebounds								Scoring		
SEASON	TEAM	GP-GS	MIN/AVG	FG-FGA	FG%	3FG-3FGA	3FG%	FT-FTA	FT%	OFF	DEF	TOT	AVG	PF-FO	A	TO	BLK	STL	PTS	AVG
2023-24	UR	5-0	29/5.8	0-5	.000	0-4	.000	2-4	.500	0	6	6	1.2	3-0	0	2	0	2	2	0.4
TOTAL		5-0	29/5.8	0-5	.000	0-4	.000	2-4	.500	0	6	6	1.2	3-0	0	2	0	2	2	0.4

GAMELOGS

				Total		3-Pointers		Free throws		Rebounds										
Opponent	Date	GS	MIN	FG-FGA	PCT	3FG-3FGA	PCT	FT-FTA	PCT	OFF	DEF	TOT	AVG	PF	A	TO	BLK	STL	PTS	AVG
VMI	11/06/2023		06:55	0-2	.000	0-2	.000	0-0	.000	0	2	2	2.0	3	0	1	0	2	0	0.0
Siena	11/11/2023		07:33	0-0	.000	0-0	.000	0-0	.000	0	1	1	1.5	0	0	0	0	0	0	0.0
Queens (NC)	11/25/2023		03:28	0-2	.000	0-1	.000	0-0	.000	0	0	0	1.0	0	0	0	0	0	0	0.0
William & Mary	12/02/2023		03:32	0-0	.000	0-0	.000	0-0	.000	0	1	1	1.0	0	0	0	0	0	0	0.0
Lafayette	12/30/2023		07:45	0-1	.000	0-1	.000	2-4	.500	0	2	2	1.2	0	0	1	0	0	2	0.4
Totals		0	29:13	0-5	.000	0-4	.000	2-4	.500	0	6	6	1.2	3	0	2	0	2	2	0.4





#2 JORDAN KING
G | GR | 6'0" | 175
ALBANY, NY
CHRISTIAN BROTHERS
SIENA/ETSU

FULL KING BIO



GRAD STUDENT (2023-24)

- 29 points at Fordham were 13 more than any other player in game ... Became first player to have at least 25 points and shoot 80 percent from the field in A-10 this season (8-10 FG, 4-4 3-pt FG)
- Named A-10 Player of the Week on Jan. 29 (24.5 PPG in wins vs GW, Dayton)
- Scored 15 of his team-high 17 points in 2nd half in win vs #16 Dayton on Jan. 27
- Scored 32 points vs GW on Jan. 24, including 23 during 14-minute stretch when UR turned 12-point deficit into 12-point lead

- Scored 13 of UR's final 16 points, including all 7 in OT, at Davidson on Jan. 20
- Named A-10 Co-Player of the Week on Jan. 15 (23.5 PPG, 11-14 3pt FG in wins vs GMU and Loyola)
- Scored 23 of his game-high 31 points in 1st half vs George Mason on Jan. 13 ... Added a game-high 5 steals
- Shot 5-6 from three at Loyola on Jan. 9 ... Back-to-back threes put Richmond in lead with 4:53 to play
- Scored all 20 of his points in 2nd half at UNI on Dec. 6
- Led all players with 29 points vs William & Mary ... Scored 12 points in 3:15 during a 23-2 UR run in 1st half
- Led all players with 24 points vs Queens ... Shot 10-19 from the field, matching a career high for FG attempts
- Scored a game-high 21 points, matched a career high with 6 assists vs UNLV ... Named to Sunshine Slam All-Tournament Team after the game (22.0 PPG, 53% FGs, 5.0 RPG, 3.5 APG in 2 games)
- Led UR with 23 points and 6 rebounds vs #18 Colorado
- Scored all 10 of his points vs Boston College in game's first 13 minutes as UR built a 28-14 lead
- Scored 34 points in his Richmond debut vs VMI on Nov. 16, the most by a Spider in a season opener since 1983 (John Newman - 35) ... Scored 27 points in 1st half, the most by a Spider in a half since Jacob Gilyard scored 27 in the 2nd half vs IUPUI on Nov. 16, 2018
- Committed to Richmond in April, the first member of UR's 2023 transfer class

SENIOR (2022-23 • ETSU)

- Third Team All-Southern Conference selection
- Led ETSU with 15.6 points per game (sixth in Southern Conference)
- Team leader in mins per game (35.9, second in SoCon) and assists per game (3.1, 10th in SoCon)
- Scored a career-high 42 points at Citadel on Jan. 11 (tied for third most in game in ETSU history)

CAREER HIGHS

Statistic	Value	
Points	42	at The Citadel 01/11/23
Rebounds	7	5 times
Assists	6	5 times
Steals	7	at The Citadel 01/11/23
Blocks	1	8 times
FG Made	14	at The Citadel 01/11/23
FG Attempts	19	7 times
3FG Made	8	at The Citadel 01/11/23
3FG Attempts	12	5 times
FT Made	10	at Western Caro. 02/15/23
FT Attempts	12	vs Little Rock 11/17/22

CAREER STATS

SEASON	TEAM	GP-GS	MIN/AVG	Field Goals	3-Point	F-Throws	Rebounds	PF	FO	A	TO	BLK	STL	PTS	AVG
				FG-FGA	FG%	3FG-3FGA	3FG%	FT-FTA	FT%	OFF	DEF	TOT	AVG		
2019-20	Siena	30-2	539/18.0	48-138	.348	34-92	.370	11-12	.917	8	30	38	1.3	44-1	21
2020-21	Siena	17-17	573/33.7	64-155	.413	31-90	.344	48-58	.828	1	27	28	1.6	22-0	33
2021-22	ETSU	32-31	1047/32.7	163-362	.450	97-226	.429	43-56	.768	12	93	105	3.3	45-0	73
2022-23	ETSU	32-31	1149/35.9	174-436	.399	69-219	.315	81-95	.853	11	104	115	3.6	51-0	100
2023-24	UR	24-24	836/34.8	155-325	.477	59-139	.424	75-93	.806	12	87	99	4.1	41-0	56
TOTAL FOR UR		24-24	836/34.8	155-325	.477	59-139	.424	75-93	.806	12	87	99	4.1	41-0	56
TOTAL		135-105	4143/30.7	604-1416	.427	290-766	.379	258-314	.822	44	341	385	2.9	203-1	283

GAMELOGS

Opponent	Date	GS	MIN	Total	3-Pointers	Free throws	Rebounds	PF	A	TO	BLK	STL	PTS	AVG
				FG-FGA	PCT	3FG-3FGA	PCT	FT-FTA	PCT	OFF	DEF	TOT	AVG	
VMI	11/06/2023	*	24:24	11-18	.611	6-12	.500	6-6	1.000	2	3	5	5.0	1
Siena	11/11/2023	*	19:21	4-7	.571	2-3	.667	0-0	.000	1	0	1	3.0	2
at Boston College	11/15/2023	*	38:10	3-11	.273	1-2	.500	3-4	.750	2	4	6	4.0	1
vs Colorado	11/20/2023	*	37:37	8-16	.500	1-6	.167	6-7	.857	1	5	6	4.5	2
vs UNLV	11/21/2023	*	32:13	8-14	.571	4-5	.800	1-2	.500	1	3	4	4.4	3
Queens (NC)	11/25/2023	*	29:30	10-19	.526	3-8	.375	1-1	1.000	0	2	2	4.0	1
at Wichita St.	11/29/2023	*	40:00	7-17	.412	3-6	.500	0-0	.000	1	2	3	3.9	1
William & Mary	12/02/2023	*	34:18	11-15	.733	5-8	.625	2-3	.667	1	5	6	4.1	3
at UNI	12/06/2023	*	38:11	6-17	.353	0-5	.000	8-8	1.000	0	4	4	4.1	2
vs Florida	12/09/2023	*	39:18	6-15	.400	0-4	.000	2-3	.667	1	5	6	4.3	2
Charlotte	12/16/2023	*	35:17	5-12	.417	1-4	.250	3-4	.750	0	4	4	4.3	4
Buffalo	12/21/2023	*	35:59	4-10	.400	2-5	.400	0-0	.000	0	6	6	4.4	0
Lafayette	12/30/2023	*	31:55	2-9	.222	1-7	.143	0-0	.000	0	7	7	4.6	0
St. Bonaventure	01/06/2024	*	38:39	6-15	.400	2-8	.250	4-4	1.000	0	3	3	4.5	1
at Loyola Chicago	01/09/2024	*	35:39	5-13	.385	5-6	.833	1-1	1.000	0	5	5	4.5	0
George Mason	01/13/2024	*	35:13	11-15	.733	6-8	.750	3-4	.750	0	5	5	4.6	2
at Duquesne	01/16/2024	*	36:04	5-11	.455	0-4	.000	0-2	.000	0	1	1	4.4	0
at Davidson	01/20/2024	*	36:03	8-18	.444	3-8	.375	5-6	.833	0	2	2	4.2	3
George Washington	01/24/2024	*	37:43	11-19	.579	4-6	.667	6-7	.857	2	3	5	4.3	2
Dayton	01/27/2024	*	38:46	5-14	.357	1-4	.250	6-8	.750	0	4	4	4.3	2
at Fordham	01/31/2024	*	34:16	8-10	.800	4-4	1.000	9-10	.900	0	3	3	4.2	0
at VCU	02/03/2024	*	34:13	3-9	.333	1-5	.200	5-7	.714	0	2	2	4.1	4
La Salle	02/10/2024	*	38:39	5-10	.500	3-5	.600	0-0	.000	0	5	5	4.1	1
Massachusetts	02/14/2024	*	34:07	3-11	.273	1-6	.167	4-6	.667	0	4	4	4.1	4
Totals			24	835:36	155-325	.477	59-139	.424	75-93	.806	12	87	99	4.1





#3 DELONNIE HUNT
G | SR | 6'0" | 175
UPPER MARLBORO, MD
ROCK CREEK CHRISTIAN
WAGNER

GRAD STUDENT (2023-24)

- Scored all 10 of his points in final 10 minutes in win vs #16 Dayton on Jan. 27
- Returned to starting lineup for first time since Nov. 20 vs Colorado
- Returned to action after missing 10 games on Jan. 9 at Loyola Chicago ...
- Scored all six of his points in 2nd half
- Had surgery to fix left wrist fracture on Nov. 27
- Limited to 18 total minutes and 2 in the second half vs #18 Colorado after injuring his wrist on a fall in the first half
- Committed to Richmond in mid-May, the second member of Richmond's 2023 transfer class

JUNIOR (2022-23 • WAGNER)

- Third Team All-NEC selection
- Led Wagner with 11.1 points and 31.6 minutes per game
- 2.7 assists per game ranked second on team (13th in NEC)

SOPHOMORE (2021-22)

- Averaged 8.4 points and 2.6 assists per game
- Helped Wagner to a 21-6 record, including a 13-3 mark in the NEC

FRESHMAN (2020-21)

- NEC Rookie of the Year
- Started all 20 games, averaging 10.6 points per game
- Wagner went 13-5 in conference play, winning the NEC regular-season championship

HIGH SCHOOL

- Led Rock Creek Christian Academy to 2020 Maryland Private School state championship
- Named Fourth-Team All-Met by The Washington Post in 2020

PERSONAL

- Nickname is D-Low
- Born on October 26, 2001

CAREER HIGHS

Statistic	Value	
Points	24	vs Saint Francis (PA) 03/02/22
Rebounds	8	at Delaware St. 12/20/22
Assists	7	at FDU 02/13/21, at La Salle 11/12/22, at LIU 12/29/22
Steals	4	4 times
Blocks	2	vs Sacred Heart 12/22/20
FG Made	9	vs Saint Francis (PA) 03/02/22
FG Attempts	18	at Temple 11/07/22
3FG Made	4	4 times
3FG Attempts	10	vs LIU 01/14/21
FT Made	7	vs Stonehill 02/23/23
FT Attempts	8	vs Stonehill 02/23/23

CAREER STATS

				Field Goals		3-Point		F-Throws		Rebounds								Scoring		
SEASON	TEAM	GP-GS	MIN/AVG	FG-FGA	FG%	3FG-3FGA	3FG%	FT-FTA	FT%	OFF	DEF	TOT	AVG	PF-FO	A	TO	BLK	STL	PTS	AVG
2020-21	WC	20-20	683/34.1	77-204	.377	28-80	.350	30-46	.652	21	50	71	3.6	47-0	53	25	5	18	212	10.6
2021-22	WC	25-24	776/31.0	76-181	.420	26-84	.310	32-43	.744	26	42	68	2.7	53-1	65	26	0	27	210	8.4
2022-23	WC	28-28	885/31.6	108-296	.365	31-108	.287	63-86	.733	27	62	89	3.2	53-0	76	42	0	33	310	11.1
2023-24	UR	14-13	432/30.9	44-105	.419	11-33	.333	27-35	.771	4	39	43	3.1	26-0	26	11	3	18	126	9.0
TOTAL FOR UR		14-13	432/30.9	44-105	.419	11-33	.333	27-35	.771	4	39	43	3.1	26-0	26	11	3	18	126	9.0
TOTAL		87-85	2775/31.9	305-786	.388	96-305	.315	152-210	.724	78	193	271	3.1	179-1	220	104	8	96	858	9.9

GAMELOGS

Opponent	Date	GS	MIN	Total		3-Pointers		Free throws		Rebounds				PF	A	TO	BLK	STL	PTS	AVG	
				FG	PCT	3FG	PCT	FT	PCT	OFF	DEF	TOT	AVG								
VMI	11/06/2023	*	30:08	5-11	.455	1-5	.200	4-7	.571	1	1	2	2.0	0	4	0	0	2	15	15.0	
Siena	11/11/2023	*	29:33	4-8	.500	1-1	1.000	2-2	1.000	0	2	2	2.0	3	4	1	0	0	11	13.0	
at Boston College	11/15/2023	*	36:05	3-9	.333	1-3	.333	0-0	.000	0	4	4	2.7	1	0	1	1	1	7	11.0	
vs Colorado	11/20/2023	*	17:42	1-4	.250	0-1	.000	2-2	1.000	0	2	2	2.5	0	0	0	0	0	4	9.3	
at Loyola Chicago	01/09/2024	*	19:11	3-7	.429	0-1	.000	0-1	.000	0	1	1	2.2	3	1	0	0	0	6	8.6	
George Mason	01/13/2024	*	31:12	3-6	.500	1-1	1.000	4-4	1.000	1	2	3	2.3	1	0	1	0	1	11	9.0	
at Duquesne	01/16/2024	*	32:18	1-6	.167	0-1	.000	1-2	.500	1	2	3	2.4	3	4	1	0	1	3	8.1	
at Davidson	01/20/2024	*	41:12	2-6	.333	1-2	.500	2-2	1.000	0	7	7	3.0	4	4	2	0	4	7	8.0	
George Washington	01/24/2024	*	31:31	4-7	.571	2-3	.667	2-3	.667	0	5	5	3.2	1	3	4	0	4	12	8.4	
Dayton	01/27/2024	*	33:43	3-6	.500	1-2	.500	3-3	1.000	0	4	4	3.3	0	1	0	0	0	10	8.6	
at Fordham	01/31/2024	*	29:23	5-7	.714	2-3	.667	0-0	.000	0	2	2	3.2	2	1	0	0	1	12	8.9	
at VCU	02/03/2024	*	37:22	5-12	.417	0-4	.000	2-3	.667	0	3	3	3.2	4	2	0	0	2	12	9.2	
La Salle	02/10/2024	*	28:25	3-7	.429	0-2	.000	2-2	1.000	0	1	1	3.0	3	1	0	1	1	8	9.1	
Massachusetts	02/14/2024	*	34:35	2-9	.222	1-4	.250	3-4	.750	1	3	4	3.1	1	1	1	1	1	8	9.0	
Totals			13	432:20	44-105	.419	11-33	.333	27-35	.771	4	39	43	3.1	26	26	11	3	18	126	9.0





#4 DJI BAILEY
G | SR | 6'5" | 195
WILSON, NC
GREENFIELD SCHOOL

FULL BAILEY BIO



SENIOR (2023-24)

- Led UR with a career-high 22 points vs La Salle on 2/10 ... Shot 6-7 from field, becoming first A-10 player this season with at least 22 points on no more than seven FG attempts
- Matched career high with 14 points at Fordham on Jan. 31 ... 6-6 on 2-pt FG
- Scored 11 of his 12 points in 2nd half in win vs #16 Dayton on Jan. 27
- Held GW's James Bishop to 4-18 FG on Jan. 24

- Made game-winning basket at Duquesne on Jan. 16, a driving layup with 13 seconds to play ... matched a career-high with 8 rebounds
- Made his first start of the season vs Florida on Dec. 9 ... Registered a career-high six steals, the most by a Spider since NCAA all-time steals leader Jacob Gilyard had 6 vs URI in 2022 A-10 Tournament
- Led UR in rebounds (8) and assists (5) at Wichita State
- Shifted to backcourt from wing vs UNLV with DeLonnie Hunt sidelined by injury ... Registered a career-best and team-high 7 assists and no turnovers
- Led Richmond's bench with 11 points vs #18 Colorado ... reverse layup gave UR a 42-40 lead midway through 2nd half
- Scored a career-high 14 points on 6-7 shooting vs Siena on Nov. 11 to lead UR's bench
- Led UR with a career-high 3 steals vs VMI on Nov. 6

JUNIOR (2022-23)

- Appeared in 20 games with seven starts (sixth most starts of any Spider)
- Averaged 3.0 points, 2.0 rebounds, and 1.2 assists in 14.4 minutes per game
- Made first career start vs St. Bonaventure on February 1
- 40.0 three-point FG percentage tied for best on team (minimum 10 attempts)
- Broke a bone in his left hand on December 15 and missed the next eight games
- Suffered a bruised left knee on February 27 and missed the remainder of the season (four games)

SOPHOMORE (2021-22)

- Appeared in 16 games, averaging 1.9 points, 0.7 rebounds, and 0.4 steals in 7.8 minutes per game
- Shot 12-20 from the field, the highest FG pct on the team (.600)
- Ranked second on team in steals per 40 minutes (1.9)
- Scored a career-high 10 points vs Mississippi State at the Bahamas Championships
- Injured his ankle on January 13 and played in only two more games, registering seven minutes vs Dayton on March 1 and one minute vs Providence on March 19

CAREER HIGHS

Statistic	Value	
Points	22	vs La Salle 02/10/24
Rebounds	8	vs VMI 11/07/22, at Wichita St. 11/29/23, at Duquesne 01/16/24
Assists	7	vs UNLV 11/21/23
Steals	6	vs Florida 12/09/23
Blocks	2	vs William & Mary 12/02/23
FG Made	6	4 times
FG Attempts	9	vs Buffalo 12/21/23, at Fordham 01/31/24
3FG Made	2	4 times
3FG Attempts	3	5 times
FT Made	9	vs La Salle 02/10/24
FT Attempts	10	vs La Salle 02/10/24

CAREER STATS

SEASON	TEAM	GP-GS	MIN	AVG	FG-FGA	FG%	3FG-3FGA	3FG%	FT-FTA	FT%	OFF	DEF	TOT	AVG	PF-FO	A	TO	BLK	STL	PTS	AVG
2020-21	UR	9-0	68	7.6	7-12	.583	0-4	.000	2-4	.500	2	10	12	1.3	8-0	1	5	0	5	16	1.8
2021-22	UR	16-0	125	7.8	12-20	.600	0-5	.000	6-10	.600	4	7	11	0.7	11-0	4	7	1	6	30	1.9
2022-23	UR	20-7	287	14.4	22-52	.423	6-15	.400	10-15	.667	15	24	39	2.0	34-1	23	25	1	12	60	3.0
2023-24	UR	24-15	704	29.3	90-147	.612	10-30	.333	50-87	.575	15	86	101	4.2	41-0	53	23	6	46	240	10.0
TOTAL		69-22	1184	17.2	131-231	.567	16-54	.296	68-116	.586	36	127	163	2.4	94-1	81	60	8	69	346	5.0

GAMELOGS

Opponent	Date	GS	MIN	Total		3-Pointers		Free throws		Rebounds				PF	A	TO	BLK	STL	PTS	AVG	
				FG-FGA	PCT	3FG-3FGA	PCT	FT-FTA	PCT	OFF	DEF	TOT	AVG								
VMI	11/06/2023		18:56	2-4	.500	0-0	.000	3-5	.600	3	2	5	5.0	1	1	0	0	3	7	7.0	
Siena	11/11/2023		17:38	6-7	.857	2-2	1.000	0-2	.000	0	3	3	4.0	0	1	0	0	1	14	10.5	
at Boston College	11/15/2023		25:57	3-4	.750	0-1	.000	2-2	1.000	0	2	2	3.3	1	1	0	0	1	8	9.7	
vs Colorado	11/20/2023		26:37	5-6	.833	1-1	1.000	0-0	.000	0	0	0	2.5	2	1	3	0	1	11	10.0	
vs UNLV	11/21/2023		27:15	1-3	.333	0-0	.000	2-4	.500	0	0	0	2.0	1	7	0	0	3	4	8.8	
Queens (NC)	11/25/2023		25:00	4-8	.500	0-2	.000	0-0	.000	0	5	5	2.5	2	1	1	0	1	8	8.7	
at Wichita St.	11/29/2023		32:04	3-5	.600	0-0	.000	1-3	.333	1	7	8	3.3	1	5	2	0	0	7	8.4	
William & Mary	12/02/2023		21:51	5-7	.714	0-0	.000	2-3	.667	0	4	4	3.4	2	0	0	2	1	12	8.9	
at UNI	12/06/2023		26:54	3-5	.600	0-0	.000	0-1	.000	1	4	5	3.6	0	3	0	0	2	6	8.6	
vs Florida	12/09/2023	*	30:48	1-4	.250	0-1	.000	2-5	.400	1	4	5	3.7	3	0	0	0	6	4	8.1	
Charlotte	12/16/2023	*	33:10	5-7	.714	0-1	.000	2-4	.500	1	2	3	3.6	3	3	0	0	4	12	8.5	
Buffalo	12/21/2023	*	35:01	6-9	.667	0-2	.000	1-2	.500	0	5	5	3.8	2	4	2	0	1	13	8.8	
Lafayette	12/30/2023	*	28:06	5-8	.625	0-1	.000	0-2	.000	0	6	6	3.9	4	2	3	1	1	10	8.9	
St. Bonaventure	01/06/2024	*	33:17	4-8	.500	1-3	.333	4-9	.444	1	3	4	3.9	0	3	2	0	2	13	9.2	
at Loyola Chicago	01/09/2024	*	29:42	4-5	.800	2-3	.667	0-0	.000	0	2	2	3.8	2	2	3	1	2	10	9.3	
George Mason	01/13/2024	*	24:38	2-4	.500	0-1	.000	3-4	.750	1	1	2	3.7	3	2	2	0	1	7	9.1	
at Duquesne	01/16/2024	*	31:49	4-5	.800	2-2	1.000	2-2	1.000	2	6	8	3.9	2	4	2	1	2	12	9.3	
at Davidson	01/20/2024	*	39:21	3-8	.375	0-1	.000	4-4	1.000	0	5	5	4.0	1	1	0	0	3	10	9.3	
George Washington	01/24/2024	*	31:58	1-6	.167	1-3	.333	1-3	.333	1	2	3	3.9	0	1	0	0	0	4	9.1	
Dayton	01/27/2024	*	32:45	5-8	.625	0-1	.000	2-5	.400	1	4	5	4.0	2	2	0	0	2	12	9.2	
at Fordham	01/31/2024	*	33:16	6-9	.667	0-3	.000	2-4	.500	0	1	1	3.9	1	3	1	0	1	14	9.4	
at VCU	02/03/2024	*	36:50	3-5	.600	0-0	.000	4-4	1.000	0	6	6	4.0	2	2	2	0	2	10	9.5	
La Salle	02/10/2024	*	31:41	6-7	.857	1-1	1.000	9-10	.900	0	7	7	4.1	2	3	0	1	2	22	10.0	
Massachusetts	02/14/2024	*	29:40	3-5	.600	0-1	.000	4-9	.444	2	5	7	4.2	4	1	0	0	4	10	10.0	
Totals			15	704:13	90-147	.612	10-30	.333	50-87	.575	15	86	101	4.2	41	53	23	6	46	240	10.0





#5 COLLIN TANNER
G | FR | 6'6" | 195
CREEDMOOR, NC
COMBINE ACADEMY

HIGH SCHOOL

- Finished his prep career at Combine Academy in Lincolnton, N.C.
- Helped Combine Academy to a 35-7 record and Phenom Hoop State Championship in 2022-23
- Averaged 22 points and eight rebounds per game at Wayne Country Day School in 2021-22

- Led Wayne Country to a 25-8 record and berth in the NCISAA 2A semifinals in 2021-22
- No. 2 North Carolina recruit in Class of 2023, according to HoopSeen

PERSONAL

- Born on July 1, 2004

CAREER HIGHS

Statistic	Value	
Points	2	vs Siena 11/11/23, vs Lafayette 12/30/23
Rebounds	2	vs VMI 11/06/23
Steals	1	vs VMI 11/06/23, vs Siena 11/11/23
FG Made	1	vs Siena 11/11/23, vs Lafayette 12/30/23
FG Attempts	2	vs VMI 11/06/23, vs Lafayette 12/30/23
3FG Attempts	1	vs VMI 11/06/23

CAREER STATS

				Field Goals		3-Point		F-Throws		Rebounds									Scoring	
SEASON	TEAM	GP-GS	MIN/AVG	FG-FGA	FG%	3FG-3FGA	3FG%	FT-FTA	FT%	OFF	DEF	TOT	AVG	PF-FO	A	TO	BLK	STL	PTS	AVG
2023-24	UR	5-0	23/4.7	2-6	.333	0-1	.000	0-0	.000	2	1	3	0.6	3-0	0	0	0	2	4	0.8
TOTAL		5-0	23/4.7	2-6	.333	0-1	.000	0-0	.000	2	1	3	0.6	3-0	0	0	0	2	4	0.8

GAMELOGS

				Total		3-Pointers		Free throws		Rebounds											
Opponent	Date	GS	MIN	FG-FGA	PCT	3FG-3FGA	PCT	FT-FTA	PCT	OFF	DEF	TOT	AVG	PF	A	TO	BLK	STL	PTS	AVG	
VMI	11/06/2023		06:34	0-2	.000	0-1	.000	0-0	.000	1	1	2	2.0	1	0	0	0	1	0	0.0	
Siena	11/11/2023		03:56	1-1	1.000	0-0	.000	0-0	.000	0	0	0	1.0	1	0	0	0	1	2	1.0	
Queens (NC)	11/25/2023		03:28	0-1	.000	0-0	.000	0-0	.000	0	0	0	0.7	0	0	0	0	0	0	0.7	
William & Mary	12/02/2023		02:12	0-0	.000	0-0	.000	0-0	.000	0	0	0	0.5	0	0	0	0	0	0	0.5	
Lafayette	12/30/2023		07:13	1-2	.500	0-0	.000	0-0	.000	1	0	1	0.6	1	0	0	0	0	2	0.8	
Totals		0	23:23	2-6	.333	0-1	.000	0-0	.000	2	1	3	0.6	3	0	0	0	2	4	0.8	





#9 TYLER HARRIS
F | GR | 6'7" | 205
CHARLOTTE, NC
INDEPENDENCE HIGH
WESTERN CAROLINA

GRAD STUDENT (2023-24)

- Charlotte-native matched a season high with 6 points on a pair of three-pointers at Davidson on Jan. 20 in front of family and friends
- Signed with Richmond in June, the third and final member of UR's transfer class of 2023

SENIOR (2022-23 • WESTERN CAROLINA)

- Appeared in all 34 games with 22 starts
- Averaged 5.1 points and 2.5 rebounds per game
- Second on team with 0.6 blocks per game, fourth with 0.6 steals per game
- Turnover rate of 11.3 percent was fourth-lowest in Southern Conference, via KenPom
- WCU finished 18-16 (program's first winning season since 2019-20)

JUNIOR (2021-22 • WESTERN CAROLINA)

- Appeared in 30 games with 29 starts
- Averaged a career-high 7.2 points per game

SOPHOMORE (2020-21 • WESTERN CAROLINA)

- Appeared in all 27 games with 20 starts
- Averaged 6.3 points and 4.6 rebounds per game (career high)

FRESHMAN (2019-20 • WESTERN CAROLINA)

- Appeared in all 31 games with six starts
- Averaged 4.3 points and 2.6 rebounds per game

HIGH SCHOOL

- Led Independence High to a Southwestern Conference title in 2019
- Helped Independence reach 4th Round of the NCHSAA 4A Men's Basketball Championship in 2019
- Began prep career at Northside Christian

PERSONAL

- Born on August 17, 2001

CAREER HIGHS

Statistic	Value	
Points	19	at N.C. A&T 12/12/20
Rebounds	11	vs ETSU 01/20/21, vs The Citadel 01/05/22
Assists	4	5 times
Steals	3	at Samford 01/18/21, at Samford 01/08/22
Blocks	3	vs ETSU 01/20/21, vs Wofford 01/18/23
FG Made	7	at N.C. A&T 12/12/20
FG Attempts	11	vs The Citadel 01/05/22, vs Samford 01/29/22, at VMI 02/04/22
3FG Made	6	at VMI 02/04/22
3FG Attempts	11	at VMI 02/04/22
FT Made	6	at ETSU 01/10/22
FT Attempts	8	at Mercer 01/16/21

CAREER STATS

				Field Goals		3-Point		F-Throws		Rebounds								Scoring		
SEASON	TEAM	GP-GS	MIN/AVG	FG-FGA	FG%	3FG-3FGA	3FG%	FT-FTA	FT%	OFF	DEF	TOT	AVG	PF-FO	A	TO	BLK	STL	PTS	AVG
2019-20	WCU	31-6	511/16.5	52-110	.473	8-29	.276	22-27	.815	21	61	82	2.6	42-1	20	28	14	12	134	4.3
2020-21	WCU	27-20	664/24.6	64-146	.438	19-64	.297	22-37	.595	33	92	125	4.6	59-3	34	46	17	17	169	6.3
2021-22	WCU	30-29	899/30.0	73-192	.380	40-124	.323	29-39	.744	30	92	122	4.1	67-3	33	43	12	20	215	7.2
2022-23	WCU	34-22	895/26.3	58-170	.341	39-133	.293	17-27	.630	15	69	84	2.5	60-1	30	19	22	20	172	5.1
2023-24	UR	24-0	309/12.9	23-46	.500	8-15	.533	6-7	.857	7	30	37	1.5	26-0	13	8	5	12	60	2.5
TOTAL FOR UR		24-0	309/12.9	23-46	.500	8-15	.533	6-7	.857	7	30	37	1.5	26-0	13	8	5	12	60	2.5
TOTAL		146-77	3278/22.5	270-664	.407	114-365	.312	96-137	.701	106	344	450	3.1	254-8	130	144	70	81	750	5.1

GAMELOGS

Opponent	Date	GS	MIN	Total		3-Pointers		Free throws		Rebounds			PF	A	TO	BLK	STL	PTS	AVG		
				FG-FGA	PCT	3FG-3FGA	PCT	FT-FTA	PCT	OFF	DEF	TOT	AVG								
VMI	11/06/2023		05:56	1-1	1.000	0-0	.000	2-2	1.000	0	1	1	1.0	1	0	0	0	0	4	4.0	
Siena	11/11/2023		08:56	2-3	.667	0-1	.000	0-0	.000	1	1	2	1.5	1	1	0	0	1	4	4.0	
at Boston College	11/15/2023		06:31	0-2	.000	0-0	.000	0-0	.000	0	0	0	1.0	0	0	1	0	1	0	2.7	
vs Colorado	11/20/2023		17:56	1-3	.333	0-1	.000	0-0	.000	0	4	4	1.8	2	0	1	0	1	2	2.5	
vs UNLV	11/21/2023		16:56	2-2	1.000	0-0	.000	0-0	.000	0	2	2	1.8	2	0	1	0	0	4	2.8	
Queens (NC)	11/25/2023		13:37	1-3	.333	0-0	.000	1-1	1.000	1	2	3	2.0	0	1	0	1	2	3	2.8	
at Wichita St.	11/29/2023		19:59	2-5	.400	0-0	.000	0-0	.000	1	0	1	1.9	1	2	0	0	1	4	3.0	
William & Mary	12/02/2023		11:04	1-1	1.000	0-0	.000	0-0	.000	0	0	0	1.6	1	2	0	0	0	2	2.9	
at UNI	12/06/2023		07:25	1-1	1.000	0-0	.000	0-0	.000	0	0	0	1.4	2	0	1	0	1	2	2.8	
vs Florida	12/09/2023		07:33	0-0	.000	0-0	.000	0-0	.000	0	0	0	1.3	1	1	0	1	0	0	2.5	
Charlotte	12/16/2023		17:01	1-2	.500	0-1	.000	2-2	1.000	1	2	3	1.5	0	0	0	0	0	4	2.6	
Buffalo	12/21/2023		19:47	0-2	.000	0-0	.000	0-0	.000	0	2	2	1.5	0	1	0	2	0	0	2.4	
Lafayette	12/30/2023		16:15	2-3	.667	2-2	1.000	0-0	.000	0	3	3	1.6	1	0	1	1	1	6	2.7	
St. Bonaventure	01/06/2024		14:07	0-1	.000	0-0	.000	0-0	.000	1	1	2	1.6	2	0	0	0	1	0	2.5	
at Loyola Chicago	01/09/2024		11:45	1-4	.250	1-3	.333	0-0	.000	0	2	2	1.7	0	2	0	0	0	3	2.5	
George Mason	01/13/2024		12:50	1-2	.500	1-2	.500	0-0	.000	0	2	2	1.7	0	0	1	0	0	3	2.6	
at Duquesne	01/16/2024		13:30	0-0	.000	0-0	.000	0-0	.000	0	3	3	1.8	0	1	0	0	0	0	2.4	
at Davidson	01/20/2024		18:09	2-3	.667	2-2	1.000	0-0	.000	1	3	4	1.9	2	0	0	0	0	6	2.6	
George Washington	01/24/2024		08:04	0-1	.000	0-0	.000	0-0	.000	0	1	1	1.8	0	0	0	0	1	0	2.5	
Dayton	01/27/2024		09:11	1-2	.500	0-1	.000	0-0	.000	0	0	0	1.8	2	0	1	0	0	2	2.5	
at Fordham	01/31/2024		16:19	1-1	1.000	1-1	1.000	0-0	.000	0	0	0	1.7	2	1	0	0	1	3	2.5	
at VCU	02/03/2024		05:31	0-1	.000	0-0	.000	0-0	.000	0	0	0	1.6	1	0	1	0	0	0	2.4	
La Salle	02/10/2024		17:37	1-1	1.000	0-0	.000	0-0	.000	1	1	2	1.6	4	1	0	0	0	2	2.3	
Massachusetts	02/14/2024		12:43	2-2	1.000	1-1	1.000	1-2	.500	0	0	0	1.5	1	0	0	0	1	6	2.5	
Totals			0	308:42	23-46	.500	8-15	.533	6-7	.857	7	30	37	1.5	26	13	8	5	12	60	2.5





#10 LIAM WEAVER
G | JR | 6'2" | 190
KANSAS CITY, MO
PEMBROKE HILL

JUNIOR (2023-24)

- Scored his first career points on a three-pointer from the left wing vs Queens on Nov. 25

SOPHOMORE (2022-23)

- Appeared in two games (Dec. 13 vs Fairleigh Dickinson, March 7 vs UMass)

FRESHMAN (2021-22)

- Did not appear in any games

HIGH SCHOOL

- 2021 Missouri Class 4 All-State selection
- Selected to 2021 DiRenna All-Star team as one of top players in Kansas City
- 3-time All-District selection
- Led Pembroke to 13-1 record and district championship as a senior
- 2021 McDonald's All-American nominee
- 3-year team captain at Pembroke Hill School
- 3-time All-State, 3-time All-Region, 4-time All-District soccer player at Pembroke Hill
- 2019 Missouri State Defender of the Year in soccer
- Committed to Richmond in February 2021

PERSONAL

- Son of Michelle and Tim ... Father Tim ran track at Tulsa
- Has a younger sister Elizabeth
- Won multiple academic awards at Pembroke Hill and graduated in top 10 percent of his class
- Born on August 6, 2002

CAREER HIGHS

Statistic	Value	
Points	3	vs Queens (NC) 11/25/23
FG Made	1	vs Queens (NC) 11/25/23
FG Attempts	1	vs Queens (NC) 11/25/23
3FG Made	1	vs Queens (NC) 11/25/23
3FG Attempts	1	vs Queens (NC) 11/25/23

CAREER STATS

				Field Goals		3-Point		F-Throws		Rebounds								Scoring		
SEASON	TEAM	GP-GS	MIN/AVG	FG-FGA	FG%	3FG-3FGA	3FG%	FT-FTA	FT%	OFF	DEF	TOT	AVG	PF-FO	A	TO	BLK	STL	PTS	AVG
2022-23	UR	2-0	2/1.1	0-0	.000	0-0	.000	0-0	.000	0	0	0	0.0	1-0	0	0	0	0	0	0.0
2023-24	UR	3-0	5/1.8	1-1	1.000	1-1	1.000	0-0	.000	0	0	0	0.0	1-0	0	0	0	0	3	1.0
TOTAL		5-0	8/1.5	1-1	1.000	1-1	1.000	0-0	.000	0	0	0	0.0	2-0	0	0	0	0	3	0.6

GAMELOGS

				Total		3-Pointers		Free throws		Rebounds										
Opponent	Date	GS	MIN	FG	PCT	3FG	PCT	FT	PCT	OFF	DEF	TOT	AVG	PF	A	TO	BLK	STL	PTS	AVG
VMI	11/06/2023		02:34	0-0	.000	0-0	.000	0-0	.000	0	0	0	0.0	1	0	0	0	0	0	0.0
Siena	11/11/2023		01:14	0-0	.000	0-0	.000	0-0	.000	0	0	0	0.0	0	0	0	0	0	0	0.0
Queens (NC)	11/25/2023		01:40	1-1	1.000	1-1	1.000	0-0	.000	0	0	0	0.0	0	0	0	0	0	3	1.0
Totals		0	05:28	1-1	1.000	1-1	1.000	0-0	.000	0	0	0	0.0	1	0	0	0	0	3	1.0





#11 JASON ROCHE

G | JR | 6'5" | 200
BERKELEY, CA
ST. MARY'S HIGH
THE CITADEL

CAREER HIGHS

Statistic	Value	
Points	29	vs Samford 02/05/22
Rebounds	9	vs Morris 11/12/21
Assists	2	5 times
Steals	3	vs Morris 11/12/21, vs Coppin St. 12/28/22
Blocks	1	9 times
FG Made	10	vs Samford 02/05/22
FG Attempts	17	vs Samford 02/05/22
3FG Made	9	vs Samford 02/05/22
3FG Attempts	15	vs Samford 02/05/22
FT Made	9	at UNC Greensboro 02/10/22
FT Attempts	10	at UNC Greensboro 02/10/22

CAREER STATS

SEASON	TEAM	GP-GS	MIN	AVG	FG-FGA	FG%	3FG-3FGA	3FG%	FT-FTA	FT%	OFF	DEF	TOT	AVG	PF-FO	A	TO	BLK	STL	PTS	AVG
2021-22	Cit	31-30	1121	36.2	124-309	.401	110-277	.397	50-55	.909	23	100	123	4.0	58-0	21	32	7	21	408	13.2
2022-23	UR	32-1	572	17.9	65-161	.404	52-135	.385	19-21	.905	13	38	51	1.6	35-0	5	13	2	8	201	6.3
2023-24	UR	24-2	327	13.6	25-78	.321	22-69	.319	9-11	.818	5	17	22	0.9	23-0	2	5	0	4	81	3.4
TOTAL FOR UR		56-3	899	16.1	90-239	.377	74-204	.363	28-32	.875	18	55	73	1.3	58-0	7	18	2	12	282	5.0
TOTAL		87-33	2020	23.2	214-548	.391	184-481	.383	78-87	.897	41	155	196	2.3	116-0	28	50	9	33	690	7.9

GAMELOGS

Opponent	Date	GS	MIN	Total	FG-FGA	PCT	3FG-3FGA	PCT	FT-FTA	PCT	OFF	DEF	TOT	AVG	PF	A	TO	BLK	STL	PTS	AVG
VMI	11/06/2023		15:35	2-5	.400		2-5	.400	3-4	.750	1	0	1	1.0	1	0	0	0	0	9	9.0
Siena	11/11/2023		14:59	3-4	.750		3-4	.750	0-0	.000	0	1	1	1.0	1	0	0	0	1	9	9.0
at Boston College	11/15/2023		15:18	1-8	.125		1-6	.167	0-0	.000	1	0	1	1.0	1	0	0	0	0	3	7.0
vs Colorado	11/20/2023		14:08	0-2	.000		0-2	.000	0-0	.000	0	1	1	1.0	1	0	1	0	0	0	5.3
vs UNLV	11/21/2023		12:58	0-2	.000		0-1	.000	0-0	.000	1	1	2	1.2	0	0	0	0	0	0	4.2
Queens (NC)	11/25/2023		18:06	1-4	.250		1-4	.250	0-0	.000	0	2	2	1.3	1	1	0	0	0	3	4.0
at Wichita St.	11/29/2023		13:03	0-2	.000		0-2	.000	0-0	.000	0	3	3	1.6	1	0	0	0	0	0	3.4
William & Mary	12/02/2023	*	25:01	5-7	.714		4-6	.667	0-0	.000	0	2	2	1.6	0	0	0	0	0	14	4.8
at UNI	12/06/2023	*	15:57	0-1	.000		0-1	.000	0-0	.000	0	0	0	0.0	0	1	0	0	0	0	4.2
vs Florida	12/09/2023		14:39	2-3	.667		2-3	.667	2-3	.667	0	0	0	1.3	2	0	0	0	0	8	4.6
Charlotte	12/16/2023		12:55	1-4	.250		1-4	.250	0-0	.000	0	0	0	1.2	2	0	1	0	0	3	4.5
Buffalo	12/21/2023		12:02	0-1	.000		0-1	.000	0-0	.000	0	1	1	1.2	1	0	0	0	0	0	4.1
Lafayette	12/30/2023		21:23	2-5	.400		2-4	.500	0-0	.000	0	1	1	1.2	3	0	2	0	2	6	4.2
St. Bonaventure	01/06/2024		09:28	1-3	.333		0-2	.000	0-0	.000	1	0	1	1.1	0	0	0	0	0	2	4.1
at Loyola Chicago	01/09/2024		08:41	0-1	.000		0-1	.000	2-2	1.000	0	0	0	1.1	1	0	0	0	0	2	3.9
George Mason	01/13/2024		11:52	0-2	.000		0-2	.000	0-0	.000	0	1	1	1.1	1	0	1	0	0	0	3.7
at Duquesne	01/16/2024		14:38	3-7	.429		3-5	.600	2-2	1.000	0	0	0	1.0	1	0	0	0	0	11	4.1
at Davidson	01/20/2024		05:42	0-2	.000		0-2	.000	0-0	.000	1	0	1	1.0	0	0	0	0	0	0	3.9
George Washington	01/24/2024		16:38	1-2	.500		1-2	.500	0-0	.000	0	0	0	0.9	0	0	0	0	0	3	3.8
Dayton	01/27/2024		16:00	2-5	.400		1-4	.250	0-0	.000	0	0	0	0.9	3	0	0	0	0	5	3.9
at Fordham	01/31/2024		08:41	0-0	.000		0-0	.000	0-0	.000	0	1	1	0.9	1	0	0	0	0	0	3.7
at VCU	02/03/2024		10:51	0-2	.000		0-2	.000	0-0	.000	0	0	0	0.9	1	0	0	0	0	0	3.5
La Salle	02/10/2024		08:58	0-2	.000		0-2	.000	0-0	.000	0	2	2	0.9	0	0	0	0	0	0	3.4
Massachusetts	02/14/2024		09:31	1-4	.250		1-4	.250	0-0	.000	0	1	1	0.9	1	0	0	0	1	3	3.4
Totals			2	327:05	25-78	.321	22-69	.319	9-11	.818	5	17	22	0.9	23	2	5	0	4	81	3.4

JUNIOR (2023-24)

- Made three of UR's five three-pointer at Duquesne on 1/16
- Made his first start of the season vs William & Mary on December 2 ... Scored all 14 of his points in the 1st half as UR built a 16-point lead

SOPHOMORE (2022-23)

- Appeared in 32 games with one start (December 3 at William & Mary)
- Averaged 6.3 points and 1.6 rebounds per game
- Made 52 three-pointers coming off the bench, second most in the Atlantic 10
- 38.5 three-point field goal percentage ranked eighth in A-10 among those with at least 100 three-point attempts
- Lowest turnover rate (8.5 percent) in A-10, per KenPom
- Made game-winning three-pointer vs Duquesne with 7.7 seconds remaining to complete Richmond's 22-point comeback on Jan. 7
- Signed with the Spiders on April 26, 2022
- Was also offered by Missouri, Pittsburgh, Kansas State, St. Bonaventure, and San Diego after entering transfer portal

FRESHMAN (2021-22 • CITADEL)

- Named Southern Conference Rookie of the Year
- Averaged 13.2 points (second on team) and 4.0 rebounds (third on team) per game
- 110 three-pointers ranked ninth in Division I and first among freshmen
- Ranked third in Southern Conference and 39th in Division I in three-point FG pct, at 39.7
- Led Southern Conference with 36.2 minutes per game (28th in Division I)
- 1 of three Citadel players to appear in all 31 games ... made 30 starts
- Scored 27 points in his collegiate debut to lead Citadel to an upset of Pittsburgh
- Scored a career-high 29 points vs Samford on February 5

HIGH SCHOOL

- Finished his prep career playing under coach Rob Toste at Pomfret School in Connecticut
- Led St. Mary's College High School (Albany, California) to Division III California Co-Championship in 2020
- Averaged 23 points, six rebounds, and four assists per game as a senior
- Earned First Team All-League honors as a junior and senior

PERSONAL

- Son of Sandra & Patrick
- Cousin Christine Cleary played basketball at Wisconsin ... Cousin Joe Cleary was on the track team at Wisconsin
- Born on November 17, 2001
- Last name is pronounced ROACH





#12 MIKKEL TYNE
G | FR | 5'10" | 180
TORONTO, ONTARIO
BISHOP WALSH (MD)

FRESHMAN (2023-24)

- Scored or assisted on 12 straight points as Spiders closed 2nd-half gap vs UMass on 2/14
- Went on a personal 6-0 run to give UR the lead midway through first half vs La Salle on 2/10
- Recorded a layup, two assists, and a steal in final 68 seconds of 1st half to cap a 15-0 Spiders run vs Charlotte
- Scored a career-high 16 points vs Florida on Dec. 9, shooting 5-7 from three-point range ... First true freshman for UR to score 16 or more points since Jake Wojcik at So. Alabama on 12/29/2018 (22)
- Made consecutive threes to cut UR's deficit to three in 2nd half at Wichita St
- Career-high 4 assists vs Queens on Nov. 25 led all Spiders
- Made first career start vs UNLV on Nov. 21 with DeLonnie Hunt injured ... became first true freshman to start any game for Spiders since 2021 NIT and first to start a November game for Spiders since 2018
- Career-high 4 steals vs Siena on Nov. 11 were tied for most among Spiders

HIGH SCHOOL

- Finished his prep career at Bishop Walsh in Cumberland, Md.
- Coached by Dan Prete at Bishop Walsh, who coached Spiders legend and No. 2 all-time leading scorer Grant Golden in high school (at Saint James School in Hagerstown, Md.)
- No. 10 Class of 2023 recruit in Maryland, according to ESPN
- Attended Montverde Academy in Montverde, Fla. in 2021-22
- Represented Canada at FIBA U18 Americas Championship and FIBA U17 Basketball World Cup in 2022

PERSONAL

- Born on May 2, 2005
- First name is pronounced mick-KELL

CAREER HIGHS

Statistic	Value	
Points	16	vs Florida 12/09/23
Rebounds	6	vs Queens (NC) 11/25/23, vs Charlotte 12/16/23, vs St. Bonaventure 01/06/24
Assists	4	vs Queens (NC) 11/25/23
Steals	4	vs Siena 11/11/23
FG Made	5	vs Florida 12/09/23
FG Attempts	11	vs Lafayette 12/30/23
3FG Made	5	vs Florida 12/09/23
3FG Attempts	7	vs Florida 12/09/23
FT Made	2	6 times
FT Attempts	2	7 times

CAREER STATS

				Field Goals		3-Point		F-Throws		Rebounds									Scoring	
SEASON	TEAM	GP-GS	MIN/AVG	FG-FGA	FG%	3FG-3FGA	3FG%	FT-FTA	FT%	OFF	DEF	TOT	AVG	PF-FO	A	TO	BLK	STL	PTS	AVG
2023-24	UR	24-11	456/19.0	41-127	.323	17-63	.270	14-16	.875	6	49	55	2.3	32-1	25	14	0	15	113	4.7
TOTAL		24-11	456/19.0	41-127	.323	17-63	.270	14-16	.875	6	49	55	2.3	32-1	25	14	0	15	113	4.7

GAMELOGS

Opponent	Date	GS	MIN	Total		3-Pointers		Free throws		Rebounds				PF	A	TO	BLK	STL	PTS	AVG	
				FG-FGA	PCT	3FG-3FGA	PCT	FT-FTA	PCT	OFF	DEF	TOT	AVG								
VMI	11/06/2023		12:15	2-5	.400	1-3	.333	0-0	.000	0	1	1	1.0	1	1	1	0	0	5	5.0	
Siena	11/11/2023		20:44	1-5	.200	0-3	.000	0-0	.000	0	1	1	1.0	1	3	1	0	4	2	3.5	
at Boston College	11/15/2023		05:45	0-2	.000	0-1	.000	0-0	.000	0	1	1	1.0	1	0	0	0	0	0	2.3	
vs Colorado	11/20/2023		21:28	1-7	.143	1-5	.200	0-0	.000	0	0	0	0.8	5	2	0	0	2	3	2.5	
vs UNLV	11/21/2023	*	26:25	1-4	.250	0-0	.000	0-0	.000	0	2	2	1.0	1	1	2	0	0	2	2.4	
Queens (NC)	11/25/2023	*	23:41	2-3	.667	0-0	.000	2-2	1.000	1	5	6	1.8	2	4	0	0	1	6	3.0	
at Wichita St.	11/29/2023	*	20:52	2-5	.400	2-5	.400	0-0	.000	0	3	3	2.0	2	0	0	0	0	6	3.4	
William & Mary	12/02/2023	*	29:27	2-7	.286	1-5	.200	0-0	.000	0	1	1	1.9	2	0	0	0	1	5	3.6	
at UNI	12/06/2023	*	25:12	3-6	.500	1-3	.333	2-2	1.000	0	1	1	1.8	3	1	1	0	0	9	4.2	
vs Florida	12/09/2023	*	32:12	5-10	.500	5-7	.714	1-2	.500	0	2	2	1.8	2	0	2	0	1	16	5.4	
Charlotte	12/16/2023	*	33:15	3-10	.300	0-4	.000	2-2	1.000	0	6	6	2.2	2	2	1	0	2	8	5.6	
Buffalo	12/21/2023	*	27:26	2-7	.286	1-3	.333	2-2	1.000	1	4	5	2.4	1	0	0	0	0	7	5.8	
Lafayette	12/30/2023	*	31:56	4-11	.364	2-5	.400	0-0	.000	3	2	5	2.6	1	2	1	0	1	10	6.1	
St. Bonaventure	01/06/2024	*	32:16	2-7	.286	1-4	.250	0-1	.000	0	6	6	2.9	2	2	2	0	2	5	6.0	
at Loyola Chicago	01/09/2024	*	25:10	0-4	.000	0-2	.000	0-0	.000	0	4	4	2.9	0	1	0	0	0	0	5.6	
George Mason	01/13/2024		13:35	1-4	.250	1-3	.333	0-0	.000	0	1	1	2.8	1	1	0	0	0	3	5.4	
at Duquesne	01/16/2024		09:15	1-3	.333	0-1	.000	1-1	1.000	1	1	2	2.8	0	0	2	0	0	3	5.3	
at Davidson	01/20/2024		09:16	1-4	.250	0-2	.000	0-0	.000	0	0	0	2.6	0	2	0	0	0	2	5.1	
George Washington	01/24/2024		04:48	0-2	.000	0-2	.000	0-0	.000	0	1	1	2.5	0	0	0	0	0	0	4.8	
Dayton	01/27/2024		04:04	0-1	.000	0-1	.000	0-0	.000	0	1	1	2.5	0	0	0	0	0	0	4.6	
at Fordham	01/31/2024		15:17	3-7	.429	0-2	.000	2-2	1.000	0	0	0	2.3	3	1	1	0	0	8	4.8	
at VCU	02/03/2024		06:42	0-2	.000	0-0	.000	0-0	.000	0	1	1	2.3	0	0	0	0	0	0	4.5	
La Salle	02/10/2024		12:56	3-4	.750	0-0	.000	0-0	.000	0	3	3	2.3	1	0	0	0	0	6	4.6	
Massachusetts	02/14/2024		11:44	2-7	.286	1-2	.500	2-2	1.000	0	2	2	2.3	1	2	0	0	1	7	4.7	
Totals			11	455:41	41-127	.323	17-63	.270	14-16	.875	6	49	55	2.3	32	25	14	0	15	113	4.7





#13 JACK GRAHAM
G | FR | 6'3" | 185
SMITHFIELD, RI
MILTON ACADEMY (MA)

HIGH SCHOOL

- Led Milton Academy to a 24-2 record and Class A New England Preparatory School Athletic Council (NEPSAC) championship in 2023 (school's first since 1974)
- NEPSAC Class A Co-Player of the Year
- Helped Bishop Hendricken to Division I state title in Rhode Island in 2021
- Originally signed with High Point but was released from his Letter of Intent when the program underwent a coaching change
- No. 15 Massachusetts prospect in Class of 2023, according to New England Recruiting Report

PERSONAL

- Born on November 25, 2003

CAREER HIGHS

Statistic	Value	
FG Attempts	1	vs VMI 11/06/23, vs Siena 11/11/23
3FG Attempts	1	vs VMI 11/06/23, vs Siena 11/11/23

CAREER STATS

				Field Goals		3-Point		F-Throws		Rebounds								Scoring		
SEASON	TEAM	GP-GS	MIN/AVG	FG-FGA	FG%	3FG-3FGA	3FG%	FT-FTA	FT%	OFF	DEF	TOT	AVG	PF-FO	A	TO	BLK	STL	PTS	AVG
2023-24	UR	5-0	9/1.9	0-2	.000	0-2	.000	0-0	.000	0	0	0	0.0	0-0	0	0	0	0	0	0.0
TOTAL		5-0	9/1.9	0-2	.000	0-2	.000	0-0	.000	0	0	0	0.0	0-0	0	0	0	0	0	0.0

GAMELOGS

Opponent	Date	GS	MIN	Total		3-Pointers		Free throws		Rebounds				PF	A	TO	BLK	STL	PTS	AVG
				FG-FGA	PCT	3FG-3FGA	PCT	FT-FTA	PCT	OFF	DEF	TOT	AVG							
VMI	11/06/2023		03:44	0-1	.000	0-1	.000	0-0	.000	0	0	0	0.0	0	0	0	0	0	0	0.0
Siena	11/11/2023		02:49	0-1	.000	0-1	.000	0-0	.000	0	0	0	0.0	0	0	0	0	0	0	0.0
Queens (NC)	11/25/2023		00:56	0-0	.000	0-0	.000	0-0	.000	0	0	0	0.0	0	0	0	0	0	0	0.0
William & Mary	12/02/2023		00:21	0-0	.000	0-0	.000	0-0	.000	0	0	0	0.0	0	0	0	0	0	0	0.0
Lafayette	12/30/2023		01:35	0-0	.000	0-0	.000	0-0	.000	0	0	0	0.0	0	0	0	0	0	0	0.0
Totals			0 09:25	0-2	.000	0-2	.000	0-0	.000	0	0	0	0.0	0	0	0	0	0	0	0.0





#16 RYAN SOULIS
F | FR | 6'10" | 215
ATHENS, GREECE
ASHEVILLE SCHOOL (NC)

FRESHMAN (2023-24)

- Suffered a separate right foot injury in practice on December 20
- Suffered right foot injury vs VMI on Nov. 6 and missed next six games ... Returned to action vs William & Mary on Dec. 2

HIGH SCHOOL

- Averaged 12 points per game in his lone season at Asheville School in 2022-23
- Led Asheville to a 19-6 record and semifinals berth in NCISAA 3A State Championship
- Signed with Spiders in August 2023 and re-classified to Class of 2023
- Chose Richmond over several other D-I offers including St. John's and St. Mary's

PERSONAL

- Father Vasilis played professionally for eight seasons (seven in Greek Basket League, one in EuroLeague)

CAREER HIGHS

Statistic	Value	
Rebounds	2	vs VMI 11/06/23
Assists	1	vs Florida 12/09/23
Blocks	2	vs VMI 11/06/23
FG Attempts	1	vs VMI 11/06/23, vs William & Mary 12/02/23
3FG Attempts	1	vs William & Mary 12/02/23
FT Attempts	2	vs VMI 11/06/23

CAREER STATS

				Field Goals		3-Point		F-Throws		Rebounds										Scoring	
SEASON	TEAM	GP-GS	MIN/AVG	FG-FGA	FG%	3FG-3FGA	3FG%	FT-FTA	FT%	OFF	DEF	TOT	AVG	PF-FO	A	TO	BLK	STL	PTS	AVG	
2023-24	UR	3-0	10/3.4	0-2	.000	0-1	.000	0-2	.000	0	2	2	0.7	2-0	1	1	2	0	0	0.0	
TOTAL		3-0	10/3.4	0-2	.000	0-1	.000	0-2	.000	0	2	2	0.7	2-0	1	1	2	0	0	0.0	

GAMELOGS

Opponent	Date	GS	MIN	Total		3-Pointers		Free throws		Rebounds				PF	A	TO	BLK	STL	PTS	AVG
				FG-FGA	PCT	3FG-3FGA	PCT	FT-FTA	PCT	OFF	DEF	TOT	AVG							
VMI	11/06/2023		07:05	0-1	.000	0-0	.000	0-2	.000	0	2	2	2.0	1	0	1	2	0	0	0.0
William & Mary	12/02/2023		02:12	0-1	.000	0-1	.000	0-0	.000	0	0	0	1.0	1	0	0	0	0	0	0.0
vs Florida	12/09/2023		00:56	0-0	.000	0-0	.000	0-0	.000	0	0	0	0.7	0	1	0	0	0	0	0.0
Totals			0 10:13	0-2	.000	0-1	.000	0-2	.000	0	2	2	0.7	2	1	1	2	0	0	0.0





#21 MIKE WALZ
C | SO | 6'11" | 250
BERWYN, PA
CONESTOGA HIGH

CAREER HIGHS

Statistic	Value
Points	12 vs UNLV 11/21/23
Rebounds	5 vs Siena 11/11/23
Assists	4 vs Siena 11/11/23
Steals	1 vs VMI 11/06/23, vs Charlotte 12/16/23
Blocks	2 at Duquesne 01/16/24
FG Made	4 vs UNLV 11/21/23
FG Attempts	5 vs Buffalo 12/21/23, vs La Salle 02/10/24
3FG Made	2 vs UNLV 11/21/23
3FG Attempts	3 vs Buffalo 12/21/23
FT Made	2 vs Drake 12/10/22, vs La Salle 02/10/24, vs UNLV 11/21/23
FT Attempts	2 4 times

CAREER STATS

				Field Goals		3-Point		F-Throws		Rebounds									Scoring	
SEASON	TEAM	GP-GS	MIN/AVG	FG-FGA	FG%	3FG-3FGA	3FG%	FT-FTA	FT%	OFF	DEF	TOT	AVG	PF-FO	A	TO	BLK	STL	PTS	AVG
2022-23	UR	13-0	47/3.6	3-4	.750	0-0	.000	3-4	.750	3	10	13	1.0	4-0	5	9	1	0	9	0.7
2023-24	UR	24-0	267/11.1	24-52	.462	6-18	.333	5-7	.714	19	38	57	2.4	29-0	25	20	9	2	59	2.5
TOTAL		37-0	314/8.5	27-56	.482	6-18	.333	8-11	.727	22	48	70	1.9	33-0	30	29	10	2	68	1.8

GAMELOGS

Opponent	Date	GS	MIN	Total		3-Pointers		Free throws		Rebounds				PF	A	TO	BLK	STL	PTS	AVG
				FG-FGA	PCT	3FG-3FGA	PCT	FT-FTA	PCT	OFF	DEF	TOT	AVG							
VMI	11/06/2023		11:47	0-1	.000	0-0	.000	0-0	.000	0	3	3	3.0	1	1	2	0	1	0	0.0
Siena	11/11/2023		18:11	3-4	.750	1-1	1.000	0-1	.000	1	4	5	4.0	1	4	2	0	0	7	3.5
at Boston College	11/15/2023		11:32	1-2	.500	1-2	.500	0-0	.000	1	2	3	3.7	1	1	1	1	0	3	3.3
vs Colorado	11/20/2023		11:02	0-1	.000	0-0	.000	0-0	.000	2	0	2	3.3	1	0	0	1	0	0	2.5
vs UNLV	11/21/2023		11:44	4-4	1.000	2-2	1.000	2-2	1.000	1	2	3	3.2	1	1	2	0	0	12	4.4
Queens (NC)	11/25/2023		15:38	3-4	.750	0-0	.000	0-0	.000	1	2	3	3.2	3	0	1	1	0	6	4.7
at Wichita St.	11/29/2023		17:01	2-3	.667	1-2	.500	0-0	.000	0	0	0	2.7	0	1	1	1	0	5	4.7
William & Mary	12/02/2023		11:41	0-2	.000	0-1	.000	1-2	.500	0	0	0	2.4	1	3	1	0	0	1	4.3
at UNI	12/06/2023		09:40	0-1	.000	0-0	.000	0-0	.000	1	0	1	2.2	0	2	1	0	0	0	3.8
vs Florida	12/09/2023		07:42	0-1	.000	0-0	.000	0-0	.000	1	2	3	2.3	2	1	1	0	0	0	3.4
Charlotte	12/16/2023		08:35	0-0	.000	0-0	.000	0-0	.000	0	1	1	2.2	0	0	1	0	1	0	3.1
Buffalo	12/21/2023		11:55	2-5	.400	0-3	.000	0-0	.000	0	3	3	2.3	2	0	1	1	0	4	3.2
Lafayette	12/30/2023		09:42	0-3	.000	0-1	.000	0-0	.000	4	0	4	2.4	2	2	1	0	0	0	2.9
St. Bonaventure	01/06/2024		12:04	2-4	.500	0-1	.000	0-0	.000	2	2	4	2.5	0	2	0	1	0	4	3.0
at Loyola Chicago	01/09/2024		09:33	1-2	.500	0-1	.000	0-0	.000	1	3	4	2.6	2	3	0	1	0	2	2.9
George Mason	01/13/2024		08:49	0-0	.000	0-0	.000	0-0	.000	1	0	1	2.5	1	1	0	0	0	0	2.8
at Duquesne	01/16/2024		16:18	1-2	.500	0-0	.000	0-0	.000	1	3	4	2.6	2	1	0	2	0	2	2.7
at Davidson	01/20/2024		10:38	1-2	.500	0-0	.000	0-0	.000	0	4	4	2.7	2	0	0	0	0	2	2.7
George Washington	01/24/2024		05:35	0-1	.000	0-1	.000	0-0	.000	0	2	2	2.6	1	0	0	0	0	0	2.5
Dayton	01/27/2024		06:38	0-1	.000	0-1	.000	0-0	.000	2	0	2	2.6	1	0	1	0	0	0	2.4
at Fordham	01/31/2024		09:27	2-3	.667	1-1	1.000	0-0	.000	0	3	3	2.6	2	0	2	0	0	5	2.5
at VCU	02/03/2024		07:07	0-0	.000	0-0	.000	0-0	.000	0	0	0	2.5	1	0	2	0	0	0	2.4
La Salle	02/10/2024		10:38	2-5	.400	0-1	.000	2-2	1.000	0	0	0	2.4	0	0	0	0	0	6	2.6
Massachusetts	02/14/2024		13:59	0-1	.000	0-0	.000	0-0	.000	0	2	2	2.4	2	2	0	0	0	0	2.5
Totals		0	266:57	24-52	.462	6-18	.333	5-7	.714	19	38	57	2.4	29	25	20	9	2	59	2.5

HIGH SCHOOL

- First Team All-Central League, First Team All-Main Line as a junior and senior for Conestoga Pioneers
- Averaged 14 points and 10.6 rebounds per game as a senior
- Averaged 9.5 points and 10 rebounds per game as a junior

PERSONAL

- Son of Tim & Renée
- Born on October 15, 2003





#24 ISAAH BIGELOW
F | GR | 6'7" | 205
GREENSBORO, NC
BEN L. SMITH
WOFFORD

FULL BIGELOW BIO



GRADUATE STUDENT (2023-24)

- Collected a game-high 16 rebounds vs #16 Dayton on Jan. 27, the most by a Spider since Jan. 3, 2018 (De'Monte Buckingham - 16 at Fordham)
- Scored 20 points vs GW on Jan. 24, most in his career vs D-I opponent
- 13 rebounds (five more than any other player) as he secured his sixth career double-double at Davidson on Jan. 20
- Recorded a game-high 13 rebounds vs St. Bonaventure ... Became first Spider with three straight triple-doubles since Jan. 2017 (T.J. Cline)

- Led UR with 14 points and 10 rebounds vs Lafayette on Dec. 30 ... Collected his second straight double-double and fourth of his career
- Led all players with 12 rebounds (5 more than any other Spider) vs Buffalo on Dec. 21 ... Added 15 points for his third career double-double and first of the season
- Scored all 17 of his points in 1st half at UNI on Dec. 6 ... Went on a personal 10-0 run midway through half to give UR lead
- Made first 7 shots from field vs UNLV (finished 7-8 with 16 points)
- Limited to 14:42 of playing time vs #18 Colorado due to foul trouble
- Limited to 14:39 of playing time at BC due to foul trouble
- Led Richmond with 17 points (5-6 shooting) vs Siena on Nov. 11

GRADUATE STUDENT (2022-23)

- Appeared in 32 games with four starts, averaging 7.9 points and 5.7 rebounds per game
- Richmond's second-leading rebounder (ranked 18th in Atlantic 10) and fifth-leading scorer
- Free throw percentage of 85.3 ranked fifth in Atlantic 10 and was eighth highest in a season in Spiders history (minimum 50 attempts)
- Ranked second in A-10 (via KenPom) in defensive rebound percentage (25.5)
- Ranked ninth in A-10 with 4.6 defensive rebounds per game
- Fourth-lowest turnover percentage (via KenPom) in Atlantic 10 (11.4)
- Led Richmond with 204 total points off the bench (fourth most in Atlantic 10)
- Signed with the Spiders on April 15, 2022

CAREER HIGHS

Statistic	Value	
Points	28	vs North Greenville 12/13/19
Rebounds	16	vs Dayton 01/27/24
Assists	5	at Western Caro. 01/15/22
Steals	3	4 times
Blocks	3	at Mercer 02/29/20
FG Made	9	vs North Greenville 12/13/19
FG Attempts	19	vs Syracuse 11/21/22
3FG Made	7	vs North Greenville 12/13/19
3FG Attempts	10	at South Carolina 11/23/21, vs VMI 12/29/21, vs Wichita St. 11/17/22
FT Made	9	at St. Bonaventure 01/14/23, vs Dayton 01/27/24
FT Attempts	10	at St. Bonaventure 01/14/23, vs Dayton 01/27/24

CAREER STATS

		Field Goals				3-Point		F-Throws		Rebounds								Scoring		
SEASON	TEAM	GP-GS	MIN/AVG	FG-FGA	FG%	3FG-3FGA	3FG%	FT-FTA	FT%	OFF	DEF	TOT	AVG	PF-FO	A	TO	BLK	STL	PTS	AVG
2019-20	WOF	35-0	523/14.9	59-139	.424	38-98	.388	34-41	.829	15	90	105	3.0	58-0	14	23	15	10	190	5.4
2021-22	WOF	31-16	734/23.7	83-216	.384	40-135	.296	51-60	.850	36	134	170	5.5	70-0	42	33	6	13	257	8.3
2022-23	UR	32-4	690/21.6	79-211	.374	30-113	.265	64-75	.853	33	148	181	5.7	70-0	27	28	7	24	252	7.9
2023-24	UR	24-24	613/25.5	92-207	.444	36-91	.396	52-62	.839	21	139	160	6.7	53-1	14	19	7	20	272	11.3
TOTAL FOR UR		56-28	1303/23.3	171-418	.409	66-204	.324	116-137	.847	54	287	341	6.1	123-1	41	47	14	44	524	9.4
TOTAL		122-44	2560/21.0	313-773	.405	144-437	.330	201-238	.845	105	511	616	5.0	251-1	97	103	35	67	971	8.0

GAMELOGS

Opponent	Date	GS	MIN	Total		3-Pointers		Free throws		Rebounds				PF	A	TO	BLK	STL	PTS	AVG	
				FG-FGA	PCT	3FG-3FGA	PCT	FT-FTA	PCT	OFF	DEF	TOT	AVG								
VMI	11/06/2023	*	15:33	2-6	.333	1-3	.333	2-2	1.000	1	2	3	3.0	0	1	0	0	0	7	7.0	
Siena	11/11/2023	*	18:09	5-6	.833	1-1	1.000	6-7	.857	0	1	1	2.0	1	0	0	0	0	17	12.0	
at Boston College	11/15/2023	*	14:39	1-3	.333	0-1	.000	0-0	.000	0	2	2	2.0	5	0	0	0	0	2	8.7	
vs Colorado	11/20/2023	*	14:42	3-5	.600	2-3	.667	0-2	.000	1	3	4	2.5	4	1	1	0	1	8	8.5	
vs UNLV	11/21/2023	*	30:09	7-8	.875	2-3	.667	0-0	.000	0	7	7	3.4	0	0	2	0	1	16	10.0	
Queens (NC)	11/25/2023	*	21:26	5-9	.556	1-4	.250	0-0	.000	1	8	9	4.3	2	1	2	0	1	11	10.2	
at Wichita St.	11/29/2023	*	28:40	5-14	.357	1-5	.200	0-0	.000	0	4	4	4.3	4	1	1	0	0	11	10.3	
William & Mary	12/02/2023	*	16:16	3-6	.500	1-3	.333	1-1	1.000	1	0	1	3.9	3	0	1	0	2	8	10.0	
at UNI	12/06/2023	*	27:04	5-9	.556	3-5	.600	4-5	.800	1	5	6	4.1	3	0	2	0	1	17	10.8	
vs Florida	12/09/2023	*	30:41	6-16	.375	3-6	.500	2-2	1.000	0	7	7	4.4	3	2	0	0	0	17	11.4	
Charlotte	12/16/2023	*	23:54	5-14	.357	0-2	.000	2-3	.667	3	6	9	4.8	0	0	0	1	1	12	11.5	
Buffalo	12/21/2023	*	26:41	4-10	.400	2-5	.400	5-6	.833	1	11	12	5.4	2	2	1	0	1	15	11.8	
Lafayette	12/30/2023	*	27:49	6-13	.462	2-6	.333	0-0	.000	1	9	10	5.8	0	1	0	1	2	14	11.9	
St. Bonaventure	01/06/2024	*	32:13	4-9	.444	1-2	.500	4-4	1.000	4	9	13	6.3	3	2	0	0	3	13	12.0	
at Loyola Chicago	01/09/2024	*	29:57	2-6	.333	2-4	.500	0-1	.000	0	5	5	6.2	4	0	1	0	1	6	11.6	
George Mason	01/13/2024	*	30:50	3-7	.429	1-3	.333	5-5	1.000	1	7	8	6.3	2	1	0	1	0	12	11.6	
at Duquesne	01/16/2024	*	22:32	1-6	.167	0-2	.000	4-5	.800	0	1	1	6.0	2	1	1	1	1	6	11.3	
at Davidson	01/20/2024	*	30:41	3-9	.333	1-4	.250	3-3	1.000	4	9	13	6.4	1	0	2	2	1	10	11.2	
George Washington	01/24/2024	*	30:21	7-10	.700	4-6	.667	2-2	1.000	0	8	8	6.5	3	0	1	1	1	20	11.7	
Dayton	01/27/2024	*	31:04	1-7	.143	1-5	.200	9-10	.900	2	14	16	7.0	3	0	1	0	2	12	11.7	
at Fordham	01/31/2024	*	21:44	1-6	.167	0-0	.000	0-0	.000	0	9	9	7.0	2	0	1	0	0	2	11.2	
at VCU	02/03/2024	*	28:37	3-10	.300	2-7	.286	1-2	.500	0	3	3	6.9	3	1	0	0	0	9	11.1	
La Salle	02/10/2024	*	30:57	6-8	.750	3-5	.600	2-2	1.000	0	6	6	6.8	2	0	1	0	1	17	11.4	
Massachusetts	02/14/2024	*	28:05	4-10	.400	2-6	.333	0-0	.000	0	3	3	6.7	1	0	1	0	0	10	11.3	
Totals			24	612:45	92-207	.444	36-91	.396	52-62	.839	21	139	160	6.7	53	14	19	7	20	272	11.3





#25 QUENTIN SOUTHALL
G | SR | 6'3" | 195
ALEXANDRIA, VA
GEORGETOWN PREP (MD)

CAREER HIGHS

Statistic	Value	
Points	2	vs Massachusetts 03/07/23
Rebounds	2	vs Queens (NC) 11/25/23
Assists	1	vs Queens (NC) 11/25/23
Steals	1	vs Massachusetts 03/07/23
Blocks	1	vs Queens (NC) 11/25/23
FG Made	1	vs Massachusetts 03/07/23
FG Attempts	1	5 times
3FG Attempts	1	vs VMI 11/06/23

CAREER STATS

SEASON	TEAM	GP-GS	MIN	AVG	FG-FGA	FG%	3FG-3FGA	3FG%	FT-FTA	FT%	OFF	DEF	TOT	AVG	PF-FO	A	TO	BLK	STL	PTS	AVG	
2020-21	UR	1-0	2	1.6	0-0	.000	0-0	.000	0-0	.000	0	0	0	0.0	0-0	0	0	0	0	0	0.0	
2021-22	UR	1-0	1	0.9	0-0	.000	0-0	.000	0-0	.000	0	0	0	0.0	0-0	0	0	0	0	0	0.0	
2022-23	UR	2-0	2	1.1	1-2	.500	0-0	.000	0-0	.000	0	0	0	0.0	1-0	0	0	0	0	1	2	1.0
2023-24	UR	3-0	6	2.1	0-3	.000	0-1	.000	0-0	.000	1	2	3	1.0	0-0	1	1	1	0	0	0	0.0
TOTAL		7-0	11	1.6	1-5	.200	0-1	.000	0-0	.000	1	2	3	0.4	1-0	1	1	1	1	2	0.3	

JUNIOR (2022-23)

- Appeared in two games
- Recorded his first career points on a steal and breakaway dunk in final minute vs UMass in A-10 Tournament

SOPHOMORE (2021-22)

- Appeared in one game, playing final minute vs Bucknell ... Did not record any statistics

FRESHMAN (2020-21)

- Appeared in one game, playing final 1:38 vs St. Mary's (MD) ... Did not record any statistics

HIGH SCHOOL

- Attended Georgetown Prep in North Bethesda, Md.
- Team captain as a senior ... Averaged 8 points per game
- Honor Society member graduated with a 3.9 GPA

PERSONAL

- Son of Cornelius and Patricia
- Father Cornelius played defensive back for Notre Dame, winning a national championship in 1988 ... He served 27 years in the U.S. Secret Service and provided protection for every President from Richard Nixon to Donald Trump
- Born on November 9, 2001

GAMELOGS

Opponent	Date	GS	MIN	Total		3-Pointers		Free throws		Rebounds				PF	A	TO	BLK	STL	PTS	AVG
				FG-FGA	PCT	3FG-3FGA	PCT	FT-FTA	PCT	OFF	DEF	TOT	AVG							
VMI	11/06/2023		02:34	0-1	.000	0-1	.000	0-0	.000	0	0	0	0.0	0	0	0	0	0	0	0.0
Siena	11/11/2023		02:00	0-1	.000	0-0	.000	0-0	.000	0	1	1	0.5	0	0	1	0	0	0	0.0
Queens (NC)	11/25/2023		01:40	0-1	.000	0-0	.000	0-0	.000	1	1	2	1.0	0	1	0	1	0	0	0.0
Totals		0	06:14	0-3	.000	0-1	.000	0-0	.000	1	2	3	1.0	0	1	1	1	0	0	0.0





#32 NEAL QUINN
C | SR | 7'0" | 260
ALLEDALE, NJ
RAMAPO
LAFAYETTE

FULL QUINN BIO



FIFTH YEAR (2023-24)

- 4 of UR's 8 assists in win vs #16 Dayton on Jan. 27 ... Held UD's DaRon Holmes to 9 points on 2-12 shooting
- 12 points, 6 rebounds in 2nd half at Duquesne on Jan. 16 to lead UR comeback
- Limited to 13 minutes vs Lafayette on Dec. 30 due to an illness
- Led all players with 23 points vs Buffalo, his most in two seasons at Richmond
- Scored 21 points on 10-13 shooting from the field vs Queens ... 1st Spiders with a FG pct that high on 13 or more shots since Jan. 26, 2021 (Tyler Burton, 10-13 at SJU)
- Reached 20-point mark for second time in three games with 20 points vs UNLV ... Matched a career-high with 4 blocks
- Led UR in points (21), rebounds (6), assists (5), and blocks (4) at Boston College on Nov. 15 ... 2nd player to post those totals in road game vs a power-conference opponent in last 7 seasons (Duke's Jalen Johnson at Pittsburgh on Jan. 19, 2021) ... 4 blocks were a career best
- Competed with the Irish National Team in the FIBA EuroBasket 2025 Pre-Qualifiers ... Averaged 8.0 points, 4.8 rebounds, and 3.8 assists per game as Ireland went 2-2

SENIOR (2022-23)

- 1 of 3 Spiders to start all 33 games along with Tyler Burton and Andre Gustavson
- Averaged 9.5 points (second on team), 4.5 rebounds (third on team), and 2.9 assists (first on team, 14th in A-10) per game
- Led team with 0.7 blocks per game, second on team with 1.9 assist-to-turnover ratio (10th in A-10)
- 54.2 field goal percentage ranked ninth in A-10 among qualifiers, led team among those with at least 20 field goal attempts
- Fourth in Atlantic 10 in assist rate (30.6 percent), per KenPom
- Scored 1,000th career point on a free throw in second half at Saint Joseph's on March 1
- Signed with the Spiders on April 14, 2022 ... Was also recruited by Pitt, Penn State, Virginia Tech, and Loyola Chicago after entering transfer portal

JUNIOR (2021-22)

- Second Team All-Patriot League selection
- Led Lafayette in points (14.7 PPG), rebounds (7.4 RPG), assists (4.0 APG, second in Patriot League), and field goal pct (54.5, led Patriot League)
- 1 of three Division I players to average 14 points, seven rebounds and four assists per game (Lipscomb's Ahsan Asadullah, South Dakota State's Baylor Scheierman)
- 1 of four Lafayette players to appear in all 30 games ... Made 29 starts
- 1.37 blocked shots per game ranked second in Patriot League

CAREER HIGHS

Statistic	Value	
Points	24	at Bucknell 02/19/22
Rebounds	13	vs Cornell 11/12/21, vs Colgate 01/31/22, at American 01/24/22
Assists	10	vs NJIT 12/05/21
Steals	3	vs Army West Point 01/16/22, at Boston U. 02/23/22, vs Bucknell 03/01/22
Blocks	4	at Boston College 11/15/23, vs UNLV 11/21/23
FG Made	10	at Bucknell 02/19/22, vs Queens (NC) 11/25/23
FG Attempts	17	vs Princeton 12/11/21, vs Colgate 01/31/22
3FG Made	1	7 times
3FG Attempts	2	at Massachusetts 01/25/23, at Saint Joseph's 03/01/23, at UNI 12/06/23
FT Made	8	vs American 02/02/22
FT Attempts	13	vs Duquesne 01/07/23

CAREER STATS

				Field Goals		3-Point		F-Throws		Rebounds									Scoring	
SEASON	TEAM	GP-GS	MIN/AVG	FG-FGA	FG%	3FG-3FGA	3FG%	FT-FTA	FT%	OFF	DEF	TOT	AVG	PF-FO	A	TO	BLK	STL	PTS	AVG
2019-20	Laf	30-21	311/10.4	57-99	.576	0-2	.000	21-32	.656	26	55	81	2.7	35-1	24	19	15	4	135	4.5
2020-21	Laf	14-13	311/22.2	63-114	.553	0-0	.000	22-33	.667	27	50	77	5.5	30-0	53	18	14	2	148	10.6
2021-22	Laf	30-29	891/29.7	174-319	.545	2-5	.400	90-127	.709	74	147	221	7.4	56-0	119	67	41	28	440	14.7
2022-23	UR	33-33	746/22.6	128-236	.542	2-11	.182	56-87	.644	49	100	149	4.5	69-0	95	51	22	11	314	9.5
2023-24	UR	24-24	648/27.0	122-243	.502	3-11	.273	42-59	.712	23	113	136	5.7	49-1	89	41	33	12	289	12.0
TOTAL FOR UR		57-57	1393/24.4	250-479	.522	5-22	.227	98-146	.671	72	213	285	5.0	118-1	184	92	55	23	603	10.6
TOTAL		131-120	2906/22.2	544-1011	.538	7-29	.241	231-338	.683	199	465	664	5.1	239-2	380	196	125	57	1326	10.1

GAMELOGS

Opponent	Date	GS	MIN	Total		3-Pointers		Free throws		Rebounds				PF	A	TO	BLK	STL	PTS	AVG	
				FG-FGA	PCT	3FG-3FGA	PCT	FT-FTA	PCT	OFF	DEF	TOT	AVG								
VMI	11/06/2023	*	21:08	1-1	1.000	0-0	.000	4-4	1.000	1	9	10	10.0	0	7	1	1	0	6	6.0	
Siena	11/11/2023	*	19:49	4-8	.500	0-0	.000	1-2	.500	0	4	4	7.0	2	4	1	1	1	9	7.5	
at Boston College	11/15/2023	*	28:24	9-15	.600	0-1	.000	3-6	.500	1	5	6	6.7	3	5	2	4	2	21	12.0	
vs Colorado	11/20/2023	*	28:26	4-6	.667	0-0	.000	0-0	.000	2	3	5	6.3	3	1	4	1	1	8	11.0	
vs UNLV	11/21/2023	*	28:16	9-16	.563	0-1	.000	2-2	1.000	1	6	7	6.4	2	5	0	4	0	20	12.8	
Queens (NC)	11/25/2023	*	22:42	10-13	.769	1-1	1.000	0-0	.000	0	5	5	6.2	0	3	1	1	0	21	14.2	
at Wichita St.	11/29/2023	*	22:59	9-13	.692	0-1	.000	0-0	.000	0	3	3	5.7	3	3	0	1	0	18	14.7	
William & Mary	12/02/2023	*	26:07	4-7	.571	0-0	.000	2-2	1.000	2	6	8	6.0	0	5	1	0	1	10	14.1	
at UNI	12/06/2023	*	30:15	4-11	.364	0-2	.000	3-4	.750	1	7	8	6.2	4	1	4	1	0	11	13.8	
vs Florida	12/09/2023	*	31:22	7-13	.538	1-1	1.000	2-4	.500	0	5	5	6.1	3	6	3	0	0	17	14.1	
Charlotte	12/16/2023	*	30:57	4-9	.444	1-1	1.000	2-5	.400	2	5	7	6.2	0	3	0	2	1	11	13.8	
Buffalo	12/21/2023	*	27:13	9-14	.643	0-0	.000	5-8	.625	2	5	7	6.3	2	4	0	0	0	23	14.6	
Lafayette	12/30/2023	*	12:48	2-6	.333	0-0	.000	0-0	.000	1	3	4	6.1	0	2	2	2	0	4	13.8	
St. Bonaventure	01/06/2024	*	27:56	5-8	.625	0-1	.000	0-0	.000	0	1	1	5.7	3	4	1	3	1	10	13.5	
at Loyola Chicago	01/09/2024	*	30:22	6-15	.400	0-1	.000	1-3	.333	1	6	7	5.8	2	4	4	1	2	13	13.5	
George Mason	01/13/2024	*	31:01	3-10	.300	0-0	.000	4-4	1.000	0	3	3	5.6	3	4	1	1	0	10	13.3	
at Duquesne	01/16/2024	*	23:36	8-10	.800	0-0	.000	0-0	.000	1	7	8	5.8	3	2	2	2	1	16	13.4	
at Davidson	01/20/2024	*	33:58	4-8	.500	0-0	.000	0-1	.000	0	5	5	5.7	1	3	1	1	0	8	13.1	
George Washington	01/24/2024	*	33:22	3-12	.250	0-0	.000	5-5	1.000	2	7	9	5.9	2	4	2	2	1	11	13.0	
Dayton	01/27/2024	*	27:49	4-11	.364	0-0	.000	3-4	.750	2	3	5	5.9	5	4	3	1	0	11	12.9	
at Fordham	01/31/2024	*	30:33	5-10	.500	0-0	.000	0-0	.000	0	4	4	5.8	2	6	2	1	1	10	12.8	
at VCU	02/03/2024	*	32:47	4-10	.400	0-0	.000	1-1	1.000	3	6	9	5.9	3	6	3	2	0	9	12.6	
La Salle	02/10/2024	*	20:09	3-12	.250	0-0	.000	2-2	1.000	0	3	3	5.8	0	2	2	2	0	8	12.4	
Massachusetts	02/14/2024	*	25:35	1-5	.200	0-1	.000	2-2	1.000	1	2	3	5.7	3	1	1	1	0	4	12.0	
Totals			24	647:35	122-243	.502	3-11	.273	42-59	.712	23	113	136	5.7	49	89	41	33	12	289	12.0





#35 AIDAN NOYES
F | R-SO | 6'7" | 195
CINCINNATI, OH
ARCHBISHOP MOELLER

CAREER HIGHS

Statistic	Value	
Points	9	at Saint Joseph's 03/01/23
Rebounds	8	vs William & Mary 12/02/23
Assists	1	vs William & Mary 12/02/23
Steals	1	7 times
Blocks	3	vs UNLV 11/21/23
FG Made	3	4 times
FG Attempts	9	vs William & Mary 12/02/23
3FG Made	2	vs FDU 12/13/22, vs VMI 11/06/23, at UNI 12/06/23
3FG Attempts	6	vs William & Mary 12/02/23
FT Made	2	at Saint Joseph's 03/01/23
FT Attempts	2	at Saint Joseph's 03/01/23

CAREER STATS

				Field Goals		3-Point		F-Throws		Rebounds								Scoring		
SEASON	TEAM	GP-GS	MIN/AVG	FG-FGA	FG%	3FG-3FGA	3FG%	FT-FTA	FT%	OFF	DEF	TOT	AVG	PF-FO	A	TO	BLK	STL	PTS	AVG
2022-23	UR	12-0	52/4.3	9-15	.600	4-7	.571	2-2	1.000	2	5	7	0.6	1-0	0	0	0	2	24	2.0
2023-24	UR	14-7	150/10.7	16-37	.432	8-24	.333	1-1	1.000	4	33	37	2.6	11-0	1	3	3	5	41	2.9
TOTAL		26-7	202/7.8	25-52	.481	12-31	.387	3-3	1.000	6	38	44	1.7	12-0	1	3	3	7	65	2.5

GAMELOGS

REDSHIRT SOPHOMORE (2023-24)

- Left game late in 1st half vs Lafayette on Dec. 30 after turning left ankle
- Scored all 8 points in 1st half at UNI on Dec. 6 to help give UR halftime lead
- Career-high 8 rebounds vs William & Mary were tied for most on UR ... Added his first career assist
- Recorded first 3 career blocks vs UNLV
- Made first career start vs VMI on Nov. 6 (6 Pts, 4 Reb)

REDSHIRT FRESHMAN (2022-23)

- Appeared in 12 games, averaging 2.0 points and 0.6 rebounds per game
- Shot 9-15 (.600) from the field, 4-7 (.571) from three-point range, and 2-2 from the foul line

- Scored career-high 9 points in 22 minutes at Saint Joseph's on March 1

- Soaring one-handed putback dunk at Saint Joseph's on March 1 was play No. 9 on that evening's SportsCenter Top 10

REDSHIRT (2021-22)

- Led Richmond's scout team while redshirting

HIGH SCHOOL


- Attended Archbishop Moeller, the same high school as current Richmond football coach Russ Huesman as well as Baseball Hall of Famers Ken Griffey Jr. and Barry Larkin
- Second Team Greater Catholic League South selection in 2021
- Averaged 12 points and 4.5 rebounds as a senior while shooting 47 percent from three-point range and 55 percent from the field
- Led team to 20-5 record and appearance in Division I state quarterfinals in 2021
- Key reserve as junior in 2020, when Moeller finished 26-1 and reached state quarterfinals before season was canceled due to COVID-19
- Received more than 15 Division I scholarship offers, including UR's A-10 rival VCU
- Committed to Richmond in October 2020
- No. 5 recruit in Ohio, No. 186 recruit nationally in Class of 2021 by 247Sports.com

PERSONAL

- Son of Katheryn and Brian
- Has a younger brother Talan
- Born on June 3, 2002



BOX SCORES



Official Basketball Box Score - Final

VMI at Richmond

11/06/23 Robins Center, Richmond

2023-24 Men's Basketball

Game Time: 7:00 PM

Game Duration: 1:50

Attendance: 5,176


VMI - 75

Record: 0-1

Officials: Jason Page, Scott Bennett, Chase Vaden

NO.	Name	Min	FG	3P	FT	Rebounds	Fouls	TP	AS	TO	ST	Blocks	BS	BA	+/-	Shooting By Period			
			M-A	M-A	M-A	OR DR TOT	PF									1st FG%	2nd FG%	3rd FG%	4th FG%
42	DJ Nussbaum	23:10	4-6	0-0	2-2	0 2 2	2	1	10	2	1	0	0	0	-5	3PT% 4-11 36.4%			
1	Brennan Watkins	25:16	8-14	5-10	3-3	0 0 0	0	2	24	1	0	0	0	1	-6	FT% 4-5 80%			
2	Taeshaud Jackson	21:54	1-6	0-2	0-0	2 9 11	1	1	2	1	1	1	0	1	-4	2nd FG% 15-31 48.4%			
4	Koree Cotton	19:46	2-5	1-2	2-3	0 3 3	3	1	7	2	6	1	0	0	9	3PT% 4-8 50.0%			
11	Devin Butler	18:38	1-2	1-2	0-0	2 2 4	0	0	3	1	0	1	0	0	-3	FT% 5-9 55.6%			
0	Tyrann Cook	18:59	4-13	0-0	2-3	2 2 4	1	4	10	1	1	0	0	1	-27	GM FG% 29-65 44.6%			
10	Stephen Olowoniyi	16:50	5-8	0-0	2-2	4 1 5	1	0	10	0	2	1	0	0	-13	3PT% 8-20 40.0%			
12	Corey Chesley	21:06	1-4	0-0	0-2	1 2 3	4	1	2	0	1	0	0	0	-13	FT% 9-14 64.3%			
23	Maurice Wright, Jr.	15:59	2-6	1-3	0-1	0 4 4	2	2	5	3	1	0	0	0	-12	Dead Ball Rebounds: 1, 0			
32	Robert Peters	18:22	1-1	0-0	0-0	0 2 2	4	0	2	0	1	0	0	0	-16				
Team						0 0 0			0	0									
Totals		29:65	8-19	9-14	9 28 37	20 12	75	11	14	4	0	3	18						
Technical Fouls: NONE															Record: 1-0				
NO.	Name	Min	FG	3P	FT	Rebounds	Fouls	TP	AS	TO	ST	Blocks	BS	BA	+/-	Shooting By Period			
			M-A	M-A	M-A	OR DR TOT	PF									1st FG%	2nd FG%	3rd FG%	4th FG%
24	Isaiah Bigelow	15:33	2-6	1-3	2-2	1 2 3	0	1	7	1	0	0	0	0	3	3PT% 8-20 40.0%			
35	Aidan Noyes	14:52	2-4	2-4	0-0	0 4 4	0	0	6	0	0	1	0	0	16	FT% 13-19 68.4%			
32	Neal Quinn	21:08	1-1	0-0	0-0	4 1 5	1	0	6	7	1	0	0	1	0	3PT% 5-17 29.4%			
2	Jordan King	24:24	11-18	6-12	6-6	2 3 5	1	4	34	1	1	1	0	0	19	FT% 11-13 84.6%			
3	Delonnie Hunt	30:08	5-11	1-5	4-7	1 1 2	0	4	15	4	0	2	0	0	27	GM FG% 28-63 44.4%			
4	DJ Bailey	18:56	2-4	0-0	3-5	3 2 5	1	3	7	1	0	3	0	0	20	3PT% 13-37 35.1%			
11	Jason Roche	15:35	2-5	2-5	3-4	1 0 1	1	3	9	0	0	0	0	0	15	FT% 24-32 75.0%			
12	Mikkel Tyne	12:15	2-5	1-3	0-0	0 1 1	0	1	5	1	1	0	0	0	-2	Dead Ball Rebounds: 5, 0			
21	Mike Walz	11:47	0-1	0-0	0-0	0 3 3	1	1	0	1	2	1	0	0	7				
16	Ryan Soules	07:05	0-1	0-0	0-2	0 2 2	1	1	0	0	1	0	2	0	-8				
1	Trevor Smith	06:55	0-2	0-2	0-0	0 2 2	3	0	0	0	1	2	0	0	-11				
9	Tyler Harris	05:56	1-1	0-0	2-2	0 1 1	1	1	4	0	0	0	0	0	-8				
5	Collin Tanner	06:34	0-2	0-1	0-0	1 1 2	1	0	0	0	0	1	0	0	-8				
13	Jack Graham	03:44	0-1	0-1	0-0	0 0 0	0	0	0	0	0	0	0	0	-6				
10	Liam Weaver	02:34	0-0	0-0	0-0	0 0 0	1	0	0	0	0	0	0	0	-2				
25	Quentin Southall	02:34	0-1	0-1	0-0	0 0 0	0	0	0	0	0	0	0	0	-2				
Team						0 0 0			0	0									
Totals		28:63	13-37	24-32	10 31 41	12 20	93	16	7	11	3	0	18						
Technical Fouls: NONE															Record: 2-0				
NO.	Name	Min	FG	3P	FT	Rebounds	Fouls	TP	AS	TO	ST	Blocks	BS	BA	+/-	Shooting By Period			
			M-A	M-A	M-A	OR DR TOT	PF									1st FG%	2nd FG%	3rd FG%	4th FG%
24	Isaiah Bigelow	15:33	2-6	1-3	2-2	1 2 3	0	1	7	1	0	0	0	0	3	3PT% 8-20 40.0%			
35	Aidan Noyes	14:52	2-4	2-4	0-0	0 4 4	0	0	6	0	0	1	0	0	16	FT% 13-19 68.4%			
32	Neal Quinn	21:08	1-1	0-0	0-0	4 1 5	1	0	6	7	1	0	0	1	0	3PT% 5-17 29.4%			
2	Jordan King	24:24	11-18	6-12	6-6	2 3 5	1	4	34	1	1	1	0	0	19	FT% 11-13 84.6%			
3	Delonnie Hunt	30:08	5-11	1-5	4-7	1 1 2	0	4	15	4	0	2	0	0	27	GM FG% 28-63 44.4%			
4	DJ Bailey	18:56	2-4	0-0	3-5	3 2 5	1	3	7	1	0	3	0	0	20	3PT% 13-37 35.1%			
11	Jason Roche	15:35	2-5	2-5	3-4	1 0 1	1	3	9	0	0	0	0	0	15	FT% 24-32 75.0%			
12	Mikkel Tyne	12:15	2-5	1-3	0-0	0 1 1	0	1	5	1	1	0	0	0	-2	Dead Ball Rebounds: 5, 0			
21	Mike Walz	11:47	0-1	0-0	0-0	0 3 3	1	1	0	1	2	1	0	0	7				
16	Ryan Soules	07:05	0-1	0-0	0-2	0 2 2	1	1	0	0	1	0	2	0	-8				
1	Trevor Smith	06:55	0-2	0-2	0-0	0 2 2	3	0	0	0	1	2	0	0	-11				
9	Tyler Harris	05:56	1-1	0-0	2-2	0 1 1	1	1	4	0	0	0	0	0	-8				
5	Collin Tanner	06:34	0-2	0-1	0-0	1 1 2	1	0	0	0	0	1	0	0	-8				
13	Jack Graham	03:44	0-1	0-1	0-0	0 0 0	0	0	0	0	0	0	0	0	-6				
10	Liam Weaver	02:34	0-0	0-0	0-0	0 0 0	1	0	0	0	0	0	0	0	-2				
25	Quentin Southall	02:34	0-1	0-1	0-0	0 0 0	0	0	0	0	0	0	0	0	-2				
Team						0 0 0			0	0									
Totals		28:63	13-37	24-32	10 31 41	12 20	93	16	7	11	3	0	18						
Technical Fouls: NONE															Record: 2-0				
NO.	Name	Min	FG	3P	FT	Rebounds	Fouls	TP	AS	TO	ST	Blocks	BS	BA	+/-	Shooting By Period			
			M-A	M-A	M-A	OR DR TOT	PF									1st FG%	2nd FG%	3rd FG%	4th FG%
24	Isaiah Bigelow	15:33	2-6	1-3	2-2	1 2 3	0	1	7	1	0	0	0	0	3	3PT% 8-20 40.0%			
35	Aidan Noyes	14:52	2-4	2-4	0-0	0 4 4	0	0	6	0	0	1	0	0	16	FT% 13-19 68.4%			
32	Neal Quinn	21:08	1-1	0-0	0-0	4 1 5	1	0	6	7	1	0	0	1	0	3PT% 5-17 29.4%			
2	Jordan King	24:24	11-18	6-12	6-6	2 3 5	1	4	34	1	1	1	0	0	19	FT% 11-13 84.6%			
3	Delonnie Hunt	30:08	5-11	1-5	4-7	1 1 2	0	4	15	4	0	2	0	0	27	GM FG% 28-63 44.4%			
4	DJ Bailey	18:56	2-4	0-0	3-5	3 2 5	1	3	7	1	0	3	0	0	20	3PT% 13-37 35.1%			
11	Jason Roche	15:35	2-5	2-5	3-4	1 0 1	1	3	9	0	0	0	0	0	15	FT% 24-32 75.0%			
12	Mikkel Tyne	12:15	2-5	1-3	0-0	0 1 1	0	1	5	1	1	0	0	0	-2	Dead Ball Rebounds: 5, 0			
21	Mike Walz	11:47	0-1	0-0	0-0	0 3 3	1	1	0	1	2	1	0	0	7				
16	Ryan Soules	07:05	0-1	0-0	0-2	0 2 2	1	1	0	0	1	0	2	0	-8				
1	Trevor Smith	06:55	0-2	0-2	0-0	0 2 2	3	0	0	0	1	2	0	0	-11				
9	Tyler Harris	05:56	1-1	0-0	2-2	0 1 1	1	1	4	0	0	0	0	0	-8				
5	Collin Tanner	06:34	0-2	0-1	0-0	1 1 2	1	0	0	0	0	1	0	0	-8				
13	Jack Graham	03:44	0-1	0-1	0-0	0 0 0	0	0	0	0	0	0	0	0	-6				
10	Liam Weaver	02:34	0-0	0-0	0-0	0 0 0	1	0	0	0	0	0	0	0	-2				
25	Quentin Southall	02:34	0-1	0-1	0-0	0 0 0	0	0	0	0	0	0	0	0	-2				
Team						0 0 0			0	0									
Totals		28:63	13-37	24-32	10 31 41	12 20	93	16	7	11	3	0	18						
Technical Fouls: NONE															Record: 2-0				
NO.	Name	Min	FG	3P	FT	Rebounds	Fouls	TP	AS	TO	ST	Blocks	BS	BA	+/-	Shooting By Period			
			M-A	M-A	M-A	OR DR TOT	PF									1st FG%	2nd FG%	3rd FG%	4th FG%
24	Isaiah Bigelow	15:33	2-6	1-3	2-2	1 2 3	0	1	7	1	0	0	0	0	3	3PT% 8-20 40.0%			
35	Aidan Noyes	14:52	2-4	2-4	0-0	0 4 4	0	0	6	0	0	1	0	0	16	FT% 13-19 68.4%			
32	Neal Quinn	21:08	1-1	0-0	0-0	4 1 5	1	0	6	7	1	0	0	1	0	3PT% 5-17 29.4%			
2	Jordan King	24:24	11-18	6-12	6-6	2 3 5	1	4	34	1	1	1	0	0	19	FT% 11-13 84.6%			
3	Delonnie Hunt	30:08	5-11	1-5	4-7	1 1 2	0	4	15	4	0	2	0	0	27	GM FG% 28-63 44.4%			
4	DJ Bailey	18:56	2-4	0-0	3-5	3 2 5	1	3	7	1	0	3	0	0	20	3PT% 13-37 35.1%			
11	Jason Roche	15:35	2-5	2-5	3-4	1 0 1	1	3	9	0	0	0	0	0	15	FT% 24-32 75.0%			
12	Mikkel Tyne	12:15	2-5	1-3	0-0	0 1 1	0	1	5	1	1	0	0	0	-2	Dead Ball Rebounds: 5, 0			
21	Mike Walz	11:47	0-1	0-0	0-0	0 3 3	1	1	0	1	2	1	0	0	7				
16	Ryan Soules	07:05	0-1	0-0	0-2	0 2 2	1	1	0	0	1	0	2	0	-8				
1	Trevor Smith	06:55	0-2	0-2	0-0	0 2 2	3	0	0	0	1	2	0	0	-11				
9	Tyler Harris	05:56	1-1	0-0	2-2	0 1 1	1												

BOX SCORES



Official Basketball Box Score - Final

UNLV at Richmond

11/21/23 Ocean Center, Daytona Beach

Sunshine Slam Presented by Discount Tire

Game Time: 6:30 PM

Game Duration: 1:38

UNLV - 65

Record: 2-3

Officials: Trey Styons, Kellen Miner, Jason Garrettson

NO. Name	Min	FG MA	3P MA	FT MA	Rebounds OR DR TOT	Fouls PF FD	TP	AS	TO	ST	Blocks BS BA	+/-	Shooting By Period	
0 Isaiah Cottrell	F 12:13	0-5	0-0	0-0	0 2 2	2 0	0	0	2	0	0	0	-11	1st FG% 11-35 31.4%
1 Jalen Hill	F 27:46	3-4	0-0	4-4	4 3 7	0 3	10	3	2	0	1	1	-15	3PT% 1-12 8.3%
2 Justin Webster	G 33:20	3-12	1-9	0-0	0 3 3	1 1	7	1	1	0	0	1	-15	FT% 0-0 0%
11 Dedan Thomas Jr.	G 26:34	2-8	1-2	0-0	0 0 0	2 0	5	4	1	0	0	2	-10	2nd FG% 13-27 48.1%
15 Luis Rodriguez	G 29:41	3-11	0-5	2-4	2 4 6	2 2	8	0	0	1	0	2	-16	3PT% 6-13 46.2%
10 Kalib Boone	26:00	6-8	0-0	2-2	2 2 4	2 1	14	0	2	1	1	0	-8	FT% 10-12 83.3%
5 Rob Whaley Jr.	06:40	1-3	0-0	0-0	0 1 1	0 1	2	0	0	0	0	1	-2	GM FG% 24-62 38.7%
24 Jackie Johnson III	19:55	5-9	5-7	2-2	0 0 0	0 1	17	1	0	1	0	1	-1	3PT% 7-25 28.0%
13 Brooklyn Hicks	16:04	1-2	0-0	0-0	0 3 3	0 0	2	0	0	2	0	0	-9	FT% 10-12 83.3%
22 Karl Jones	01:47	0-0	0-0	0-0	0 0 0	0 0	0	0	0	0	0	0	2	Dead Ball Rebounds: 1, 0
Team					4 0 4	0 0	0	0						
Totals	24:62	7:25	10:12	12 18 30	9 9	65	9	8	5	2	8	17		

Technical Fouls: NONE

Richmond - 82


Record: 3-2

Technical Fouls: NONE

NO. Name	Min	FG MA	3P MA	FT MA	Rebounds OR DR TOT	Fouls PF FD	TP	AS	TO	ST	Blocks BS BA	+/-	Shooting By Period	
24 Isaiah Bigelow	F 30:09	7-8	2-3	0-0	0 7 7	0 0	16	0	2	1	0	0	25	1st FG% 16-28 57.1%
35 Aidan Noyes	F 14:04	1-2	1-2	0-0	0 2 2	0 0	3	0	0	0	3	0	16	3PT% 5-7 71.4%
32 Neal Quinn	C 28:16	9-16	0-1	2-2	1 6 7	2 2	20	5	0	0	4	0	12	FT% 1-2 50%
2 Jordan King	G 32:13	8-14	4-5	1-2	3 3 4	3 2	21	6	2	0	1	0	17	2nd FG% 17-27 63.0%
12 Mikkel Tyne	G 26:25	1-4	0-0	0-0	0 2 2	1 1	2	1	2	0	0	1	18	3PT% 4-7 57.1%
4 Dji Bailey	27:15	1-3	0-0	2-4	0 0 0	1 3	4	7	0	3	0	1	1	FT% 6-8 75%
21 Mike Walz	11:44	4-4	2-2	2-2	1 2 3	1 1	12	1	2	0	0	0	5	GM FG% 33-55 60.0%
11 Jason Roche	12:58	0-2	0-1	0-1	1 2 0	0 0	0	0	0	0	0	0	-4	3PT% 9-14 64.3%
9 Tyler Harris	16:56	2-2	0-0	0-0	2 2 2	2 0	4	0	1	0	0	0	-5	FT% 7-10 70.0%
Team					0 2 2	0 0	0	0						Dead Ball Rebounds: 3, 0
Totals	33:55	9:14	7:10	4 27 31	10 9	82	20	9	4	8	2	17		

Technical Fouls: King 2nd 12:49

UNLV		RICH		Points from		UNLV/RICH		Period by Period Scoring			
Biggest lead	0 (1 st 20:00)	22 (2 nd 6:02)		Turnovers	7	5		1st	2nd	TOT	
Best Scoring Run	6 (1 st 9:37)	11 (1 st 14:51)		Paint	28	40		UNLV	23	42	65
Lead Changes	0			Second Chance	14	2					
Times Tied	0			Fast Breaks	4	3		RICH	38	44	82
Time with Lead	00:00	39:21		Bench	35	20					



Official Basketball Box Score - Final

Queens (NC) at Richmond

11/25/23 Robins Center, Richmond

2023-24 Men's Basketball

Game Time: 7:00 PM

Game Duration: 1:41

Attendance: 4,953

Officials: Bil Covington Jr., Mark Schnur, Ron Tyburski

Queens (NC) - 61

Record: 3-4

NO. Name	Min	FG M-A	3P M-A	FT M-A	Rebounds OR DR TOT	Fouls PF FD	TP	AS	TO	ST	Blocks BS BA	+/-
6 BJ McLaurin	F 14:15	2-9	2-7	0-0	0 3 3	3 0	6	0	0	0	0	-18
5 AJ McKee	G 34:14	3-19	1-11	3-6	4 4 8	2 3	10	3	2	2	0	-23
10 Bryce Cash	G 26:52	2-5	1-2	0-0	2 2 4	3 2	5	1	5	1	0	-12
11 Chris Ashby	G 31:54	4-13	4-13	0-0	0 0 0	1 0	12	0	0	0	1	-24
13 Dayton Albury	G 33:37	9-17	2-4	2-2	1 7 8	2 3	22	4	4	1	2	-13
0 Kobe George	08:30	0-0	0-0	0-0	0 2 2	0 1	0	1	1	0	0	-18
32 Malcolm Wilson	21:24	1-2	0-0	0-2	3 3 6	0 2	0	0	1	0	1	-9
22 Jaxon Pollard	17:29	0-3	0-3	0-0	0 5 5	0 0	0	0	1	0	0	-19
12 Logan Threatt	10:05	1-2	0-0	0-0	1 1 1	0 0	2	1	0	0	0	-8
8 Luke Krawczyk	01:40	1-2	0-0	0-0	1 1 2	0 0	2	0	0	0	0	-1
Team					2 2 4	0 0	0	0				
Totals	23:72	10:40	5:10	13 30 43	11 11	61	10	14	4	3	4	-29

Technical Fouls: NONE

Richmond - 90

Record: 4-2

NO. Name	Min	FG M-A	3P M-A	FT M-A	Rebounds OR DR TOT	Fouls PF FD	TP	AS	TO	ST	Blocks BS BA	+/-
24 Isaiah Bigelow	F 21:26	5-9	1-4	0-0	1 8 9	2 1	11	1	2	1	0	40
35 Aidan Noyes	F 19:08	2-6	1-4	0-0	0 6 6	0 0	5	0	1	1	0	24
32 Neal Quinn	C 22:42	10-13	1-1	0-0	0 5 5	0 1	21	3	1	0	1	14
2 Jordan King	G 29:40	10-19	3-8	1-1	0 2 2	1 3	24	2	0	2	0	29
12 Mikkel Tyne	G 23:41	2-3	0-0	2-2	1 5 6	2 3	6	4	0	1	0	14
4 Dji Bailey	25:00	4-8	0-2	0-0	0 5 5	2 0	8	1	1	1	0	20
11 Jason Roche	18:06	1-4	1-4	0-0	0 2 2	1 3	3	1	0	0	0	-8
21 Mike Walz	15:38	3-4	0-0	0-0	1 2 3	3 1	6	0	1	0	1	14
9 Tyler Harris	13:37	1-3	0-0	1-1	1 2 3	0 2	3	1	0	2	1	-8
1 Trevor Smith	03:28	0-2	0-1	0-0	0 0 0	0 0	0	0	0	0	0	-2
5 Collin Tanner	03:28	0-1	0-0	0-0	0 0 0	0 0	0	0	0	0	0	1
10 Liam Weaver	01:40	1-1	1-1	0-0	0 0 0	0 0	3	0	0	0	0	1
25 Quentin Southall	01:40	0-1	0-0	0-0	1 1 2	0 0	0	1	0	0	1	1
13 Jack Graham	00:56	0-0	0-0	0-0	0 0 0	0 0	0	0	0	0	0	0
Team					0 1 1	0 0	0	0				
Totals	39:74	8:25	4:4	5 9 14	11 11	90	14	6	8	4	3	29

Technical Fouls: NONE

QUEENS

RICH

Biggest lead

3 (1st 19:43)

31 (2nd 1:13)

Best Scoring Run

5 (1st 12:46)

10 (1st 6:51)

Lead Changes

3

0

Times Tied

0

0

Time with Lead

02:23

37:20

Points from Turnovers

13

20

Paint

20

50

Second Chance

8

9

Fast Breaks

11

14

Bench


6

23

Period by Period Scoring

	1st	2nd	TOT
QUEENS	26	35	61
RICH	48	42	90

BOX SCORES



Official Basketball Box Score - Final

Lafayette at Richmond

12/20/23 Robins Center, Richmond

2023-24 Men's Basketball

Game Time: 4:00 PM

Game Duration: 1:36

Attendance: 5,484

Lafayette - 38

Record: 1-12

Officials: Rayme Stynes, Leslie Jones, Chase Shaw

NO.	Name	Min	FG M-A	3P M-A	FT M-A	Rebounds OR DR TOT	Fouls PF FD	TP	AS	TO	ST	Blocks BS BA	+/-	Shooting By Period				
14	Kyle Jenkins	F 20:29	1-7	0-3	0-0	2 1 3	1 2	2	1	1	1	0	0	-11	1st	FG%	6-25	24.0%
15	Justin Vander Baan	C 20:56	2-7	0-2	2-2	0 5 5	2 2	6	1	3	0	3	0	-17	3PT%	0-12	0.0%	
0	Ryan Pettit	G 26:21	0-4	0-3	0-0	0 2 2	3 0	0	0	1	1	0	0	-14	FT%	5-8	62.5%	
5	Eric Sondberg	G 16:10	1-9	0-5	0-0	0 5 5	0 0	2	1	1	0	0	1	-16	2nd	FG%	8-31	25.8%
10	Mark Butler	G 24:47	2-2	0-0	2-4	1 2 3	2 3	6	1	2	1	0	0	-20	3PT%	1-8	12.5%	
3	Devin Hines	13:09	1-5	0-3	0-0	0 2 2	1 0	2	0	1	1	0	0	-12	FT%	4-5	80%	
13	Mike Bednostin	09:39	2-5	0-0	0-0	1 1 2	0 0	4	1	1	0	0	0	4	GM	FG%	14-56	25.0%
4	Luke Rasmussen	18:13	0-2	0-1	2-2	0 1 1	1 2	2	1	0	2	0	1	-6	3PT%	1-20	5.0%	
23	Joshua Wyche	21:04	0-2	0-0	2-4	2 10 12	0 3	2	0	3	0	1	1	-8	FT%	9-13	69.2%	
22	Chris Rubayo	03:32	1-1	0-0	0-0	0 0 0	0 0	2	0	1	0	0	0	-8	Dead Ball Rebounds: 1, 0			
1	Luka Savicevic	10:39	0-2	0-1	0-0	0 0 0	0 0	0	0	0	1	0	0	-2				
2	Jon Brantley	04:57	1-3	0-1	0-0	0 0 0	0 2	2	0	0	0	0	0	2				
21	Andrew Phillips	10:04	3-7	1-1	1-1	1 1 2	0 1	8	0	1	3	0	0	3				
Team						2 0 2		0	0	0								
Totals		14:56	1-20	9-13	9 30 39	12 13 38	6 15	10	4	3	21							

Richmond - 59

Record: 8-5

Technical Fouls: NONE

NO.	Name	Min	FG M-A	3P M-A	FT M-A	Rebounds OR DR TOT	Fouls PF FD	TP	AS	TO	ST	Blocks BS BA	+/-	Shooting By Period				
24	Isaiah Bigelow	F 27:49	6-13	2-6	0-0	1 9 10	0 1	14	1	0	2	1	0	17	1st	FG%	18-38	47.4%
32	Neal Quinn	C 12:48	2-6	0-0	0-0	1 3 4	0 2	4	2	2	0	0	1	6	3PT%	8-18	44.4%	
2	Jordan King	G 31:55	2-9	1-7	0-0	7 7 7	0 4	5	3	0	0	0	0	22	2nd	FG%	6-23	26.1%
4	Dji Bailey	G 28:06	5-8	0-1	0-2	0 6 6	4 2	10	2	3	1	1	1	19	3PT%	1-9	11.1%	
12	Mikkel Tyne	G 31:56	4-11	2-5	0-0	3 2 5	1 0	10	2	1	1	0	1	21	FT%	2-6	33.3%	
21	Mike Walz	09:42	0-3	0-0	0-0	4 0 4	2 0	0	2	1	0	0	0	10	GM	FG%	24-61	39.3%
9	Tyler Harris	16:15	2-3	2-2	0-0	0 3 3	1 0	6	0	1	1	1	0	4	3PT%	9-27	33.3%	
11	Jason Roche	21:23	2-5	2-4	0-0	0 1 1	3 0	6	0	2	2	0	0	9	FT%	2-6	33.3%	
35	Aidan Noyes	03:33	0-0	0-0	0-0	1 1 1	1 0	0	0	0	0	0	0	7	Dead Ball Rebounds: 1, 1			
1	Trevor Smith	07:45	0-1	0-1	2-4	0 2 2	0 2	0	2	1	0	0	0	-7				
5	Collin Tanner	07:13	1-2	0-0	0-0	1 0 1	1 0	2	0	0	0	0	0	-3				
13	Jack Graham	01:35	0-0	0-0	0-0	0 0 0	0 0	0	0	0	0	0	0	0				
Team						0 1 1		0	0	0								
Totals		24:61	9-27	2-6	10 35 45	13 12 59	14 14	7	3	4	21							

Technical Fouls: NONE

Biggest lead	LAF		RICH		Points from Turnovers	LAF	RICH	Period by Period Scoring			
	0 (1st 20:00)	29 (2nd 19:49)	7	14				1st	2nd	TOT	
Best Scoring Run	8 (2nd 2:19)		9 (1st 4:21)		Paint	22	24	LAF	17	21	38
Lead Changes	0				Second Chance	5	11	RICH	44	15	59
Times Tied	1				Fast Breaks	6	7				
Time with Lead	00:00	37:20			Bench	22	16				

BOX SCORES

NCAA

Official Basketball Box Score - Final

Richmond at Duquesne

01/16/24 UPMC Cooper Fieldhouse, Pittsburgh, Pa.

2023-24 Men's Basketball

Game Time: 7:00 PM

Game Duration: 2:49

Richmond - 63

Record: 12-5 (4-0)

Officials: Jamie Lucke, Matt Potter, Justin Portier

NO.	Name	Min	FG M-A	3P M-A	FT M-A	Rebounds OR DR TOT	Fouls PF FF	TP	AS	TO	ST	Blocks BS BA	+/-				
24	Isaiah Bigelow	F 22:32	1-6	0-2	4-5	0	1	1	2	3	6	1	1	1	2	3	
32	Neal Quinn	C 23:36	1-0	0-0	0-0	0	1	1	8	0	16	2	2	1	2	0	11
2	Nordan King	G 35:04	5-11	4-4	0-2	0	1	7	1	3	10	1	2	1	0	0	0
3	Delonnie Hunt	G 32:18	1-6	0-1	1-2	1	2	3	3	1	3	4	1	1	0	0	14
4	Dij Bailey	G 31:49	4-5	2-2	2-2	2	6	8	2	3	12	4	2	2	1	0	-10
21	Mike Walz	16:18	1-2	0-0	0-0	1	3	4	2	1	2	1	0	0	2	0	-9
12	Mikkel Tyne	09:15	1-3	0-1	1-1	1	1	2	0	2	3	0	2	0	0	0	-7
9	Tyler Harris	13:30	0-0	0-0	0	3	3	0	0	0	1	0	0	0	0	0	4
11	Jason Roche	14:38	3-7	3-5	2-2	0	0	0	1	1	11	0	0	0	0	0	4
Team						0		0	0	0	1						
Totals			24-50		5-15	10-14	6	24	30	13	13	63	14	11	6	2	2

Technical Fouls: NONE

NO.	Name	Min	FG M-A	3P M-A	FT M-A	Rebounds OR DR TOT	Fouls PF FF	TP	AS	TO	ST	Blocks BS BA	+/-					
0	Dusan Mahoric	F 16:52	2-11	0-1	1-1	0	0	0	0	1	2	5	0	0	0	1	-1	
4	Tre Williams	F 22:50	3-6	0-0	0-0	1	5	6	2	2	6	0	1	0	0	1	-4	
1	Jimmy Clark III	G 35:28	6-13	1-7	3-6	0	3	3	1	4	16	4	4	1	0	0	-4	
32	Kareem Rozier	G 28:39	3-5	2-3	0-0	0	1	1	5	2	8	2	1	0	0	0	0	
44	Jake DiMichele	G 27:14	1-5	0-3	1-2	2	4	3	2	3	2	1	0	1	1	-10		
2	David Dixon	23:08	5-9	0-0	2-2	1	5	6	1	1	12	1	1	1	0	-1		
14	Matus Hronsky	21:25	1-2	1-1	0-0	1	1	2	0	0	3	1	1	0	0	4		
7	Fousseyni Drame	17:10	3-5	2-3	0-0	1	2	3	0	0	8		2	2	1	2		
7	Jakub Necas	07:15	0-1	0-1	0-0	0	2	2	0	0	0	0	0	0	0	0	4	
Team						3		1	4	0	0							
Totals			24-57		6-19	7-11	9	22	31	13	13	61	14	9	4	2	6	-2

Technical Fouls: NONE

UR		DUQ		Points from		UR		DUQ		Period by Period Tot				
Biggest lead		4 (1 st 18:03)		10 (1 st 7:54)		Turnovers		13		7		1st		
Best Scoring Run		8 (1 st 6:25)		7 (1 st 12:58)		Paint		24		28		2nd		
Lead Changes		6				Second Chance <td colspan="2">7</td> <td colspan="2">3</td> <th colspan="3">3rd</th>		7		3		3rd		
Times Tied		5				Fast Breaks		10		8		Total		
Time with Lead		03:54		33:06		Bench		16		23		DUQ		

NCAA

Official Basketball Box Score - Final

Richmond at Davidson

01/20/2024 8:00 AM, Davidson

2023-24 Men's Basketball

Game Time: 4:00 PM

Game Duration: 2:14

Attendance: 4,235

Richmond - 69

Record: 13-5 (5-0)

Officials: Ron Tyburski, Adam Flore, Connor Mooney

NO. Name	Min	FG M-A	3P M-A	FT M-A	Rebounds OR DR TOT	Fouls PF FD	TP	AS	TO	ST	Blocks BS BA	+/-				
24 Isaiah Bigelow	F 30:41	3-9	1-4	3-3	4	9	13	1	4	10	2	1	2	0	6	
32 Neal Quinn	C 33:58	4-8	0-0	0-1	0	5	5	1	1	8	3	1	0	1	8	
2 Jordan King	G 36:03	8-18	3-8	5-6	0	2	2	3	1	8	24	2	1	1	0	3
3 Delonnie Hunt	G 41:12	2-6	1-2	2-2	0	7	7	4	3	7	4	2	4	0	0	12
4 Dj J Bailey	G 39:21	3-8	0-1	4-4	0	4	5	5	1	2	10	1	3	0	1	11
21 Mike Walz	10:38	1-2	0-0	0-0	0	4	4	2	0	2	0	0	0	0	0	-4
9 Tyler Harris	18:09	2-3	2-2	0-0	1	3	4	2	0	6	0	0	0	0	0	0
11 Jason Roche	05:42	0-2	0-2	0-0	1	0	1	0	0	0	0	0	0	0	0	-7
12 Mikkel Tyne	09:16	1-4	0-2	0-0	0	0	0	0	0	2	2	0	0	0	0	-4
Team					1	1	2			0	5					
Totals		24-60	7-21	14-16	7	36	43	14	13	69	12	11	4	2	3	5

Shooting By Period

1 st FG%	14-26	53.8%
3PT%	3-12	25.0%
FT%	3-4	75%
2 nd FG%	8-26	30.8%
3PT%	3-8	37.5%
FT%	9-10	90%
OTFG%	2-8	25.0%
3PT%	1-1	100.0%
FT%	2-2	100%
GMFG%	24-60	40.0%
3PT%	7-21	33.3%
FT%	14-16	87.5%

Davidson - 64

Record: 11-7 (1-4)

Technical Fouls: NONE

Dead Ball Rebounds: 0/0

NO. Name	Min	FG M-A	3P M-A	FT M-A	Rebounds OR DR TOT	Fouls PF FD	TP	AS	TO	ST	Blocks BS BA	+/-				
1 Reed Bailey	F 25:48	0-6	0-3	2-2	0	2	2	1	1	2	1	0	0	0	0	-12
2 Bobby Durkin	F 31:28	2-6	1-3	0-0	1	5	6	1	0	5	2	0	0	0	0	-13
42 David Skogman	F 33:09	8-13	5-8	3-4	3	5	8	2	2	24	4	1	0	0	0	8
5 Grant Huffman	G 37:21	7-17	0-3	3-3	0	7	7	4	3	17	5	4	1	0	1	-5
23 Connor Kochera	C 21:54	2-4	1-1	0-0	0	3	3	2	1	5	2	1	2	0	0	0
15 Sean Logan	13:13	1-2	0-1	0-0	0	1	1	2	1	2	0	0	0	1	0	-15
3 Achille Spadone	12:43	0-4	0-1	0-0	0	2	2	0	2	0	2	0	0	1	1	8
12 Hunter Adam	17:50	2-4	1-2	0-0	1	3	4	0	0	5	0	1	0	0	0	9
0 Jarvis Moss	06:01	0-2	0-2	0-0	0	0	0	0	0	0	0	0	0	0	0	-3
4 Mike Loughrane	04:30	0-0	0-0	0-0	0	0	0	0	0	0	0	0	0	0	0	-7
14 Angelo Brizzi	21:03	2-6	0-2	0-4	1	2	3	1	4	4	1	2	1	0	1	3
Team					1	1	2			0	0					
Totals		24-64	8-26	8-13	7	31	38	13	14	64	11	11	4	2	3	-5

Shooting By Period

1 st FG%	10-29	34.5%
3PT%	4-13	30.8%
FT%	2-2	100%
2 nd FG%	13-28	46.4%
3PT%	4-10	40.0%
FT%	6-9	66.7%
OTFG%	1-7	14.3%
3PT%	0-3	0.0%
FT%	0-2	0%
GMFG%	24-64	37.5%
3PT%	8-26	30.8%
FT%	8-13	61.5%

Dead Ball Rebounds: 2/0

RIC

DAV

Biggest lead	11 (1 st 1:39)	3 (2 nd 2:15)
Best Scoring Run	12 (1 st 1:39)	9 (2 nd 3:50)
Lead Changes	9	
Times Tied	9	
Time with Lead	32:11	05:18

Points from Turnovers	RIC	DAV
Paint	24	30
Second Chance	7	5
Fast Breaks	15	3
Bench	10	11

Period	1st	2nd	OT1	TOT
RIC	34	28	7	69
DAV	26	36	2	64

Official Basketball Box Score - Final
George Washington at Richmond
01/24/24 Robins Center, Richmond
2023-24 Men's Basketball

Game Duration: 7:00 PM
Game Duration: 1:51
Attendance: 5,082

Officials: Bill Covington Jr., Pat Driscoll, Tim Clougherty

George Washington - 74

Record: 14-5 (3-3)

NO.	Name	Min	FG		3P	FT	Rebounds		Fouls		TP	AS	TO	ST	Blocks		+/-
			M/A	M/A			OR	DR	PF	FD					BS	BA	
3	Darren Buchanan Jr.	F	33:31	5-13	0-1	3-3	3	6	9	1	13	1	4	2	0	1	-10
9	Garrett Johnson	F	32:46	6-15	3-8	2-2	1	2	3	2	1	1	2	1	0	0	-13
23	Babatunde Akingbola	C	28:02	1-2	0-0	1-2	6	8	14	3	1	3	1	0	1	2	-5
2	Maximus Edwards	G	23:21	5-13	1-4	0-0	2	2	4	0	11	0	1	1	0	0	-12
11	James Bishop IV	G	36:17	4-18	2-8	5-6	1	3	4	2	4	15	3	0	1	2	-4
0	Trey Autry		13:23	0-0	0-0	0-0	0	5	5	3	0	0	0	0	0	0	2
4	Jacobi Hutchinson		23:14	5-6	3-4	0-0	0	5	5	3	0	13	0	2	0	0	-6
34	Antoine Smith Jr.	J	06:15	0-2	0-2	0-0	0	1	1	0	0	0	0	0	1	0	2
8	Zamoku Weluche-Urme		03:11	1-3	0-2	0-0	0	0	0	1	0	2	0	0	0	0	6
Team							1	0	1	0	0	0	0	0	0	0	0
Totals			27:72	9:29	11:13	14	32	46	15	9	74	6	9	5	4	3	8

Technical Fouls: NONE

Richmond - 82

Record: 14-5 (6-0)

NO.	Name	Min	FG		3P	FT	Rebounds		Fouls		TP	AS	TO	ST	Blocks		+/-
			M/A	M/A			OR	DR	PF	FD					BS	BA	
24	Isaiah Bigelow	F	30:21	7-10	4-4	2-2	0	8	8	3	1	20	0	1	1	1	8
32	Nate Quinn	C	33:22	3-12	0-0	5-5	2	7	9	2	3	11	4	2	1	2	10
2	Jordan King	G	37:43	11-19	4-6	6-7	1	3	5	2	33	0	0	3	1	0	9
3	Delonnie Hunt	G	31:31	4-7	2-3	2-3	0	5	5	1	12	3	4	4	0	0	-3
4	Dji Bailey	G	31:58	1-6	1-3	1-3	1	2	3	0	4	1	0	0	0	2	5
11	Jason Roche		16:38	1-2	1-2	0-0	0	0	0	0	3	0	0	0	0	0	9
12	Mikkel Tyne		04:48	0-2	0-2	0-0	0	1	1	0	0	0	0	0	0	0	-3
9	Tyler Harris		08:04	0-1	0-0	0-0	0	1	1	0	0	0	0	1	0	0	0
21	Mike Walz		05:35	0-1	0-1	0-0	0	2	2	1	0	0	0	0	0	0	2
Team							0	1	1	0	0	0	0	0	0	0	0
Totals			27:60	12:23	16:20	15	30	35	10	15	82	11	7	8	3	4	8

Technical Fouls: Coach 1st 8:59

Game Time: 6:00 PM
Game Duration: 2:10
Attendance: 7,201

Championship Basketball Tournament - Final
Dayton at Richmond
01/27/24 Robins Center, Richmond
2023-24 Men's Basketball

Officials: Sean Hull, Trey Stryons, Jeff Pon

Dayton - 64

Record: 16-3 (6-1)

NO.	Name		Min	FG		3P		FT	Rebounds		Fouls		TP	AS	TO	ST	Blocks		+/-
				M-A	M-A	M-A	M-A		OR	DR	TOT	P-F					BS	BA	
2	Nate Santos	F	34:08	3-9	1-5	2-3	2	3	5	5	9	1	1	1	2	0	0	1	+1
15	Daron Holmes II	F	25:18	2-12	2-9	3-4	1	7	8	4	3	9	0	1	1	2	1	4	-4
0	Javon Bennett	G	38:00	6-12	2-6	4-4	1	3	4	3	3	18	1	1	2	0	0	0	0
6	Enoch Cheeks	G	33:21	2-7	0-1	1-4	6	6	12	4	2	5	1	2	0	1	0	-12	-12
24	Kobe Elvis	G	33:31	3-10	3-6	2-3	0	4	4	2	2	11	4	2	0	0	0	9	9
4	Koby Brea	C	26:31	3-7	2-5	2-2	0	6	6	1	1	10	0	2	0	0	0	-11	-11
13	Isaac Jack	C	03:51	1-1	0-0	0-0	2	0	2	1	2	2	0	1	0	0	0	-10	-10
12	Petras Padegimas	A	05:20	0-1	0-1	0-0	0	1	1	3	0	0	0	1	0	1	0	-6	-6
Team									0	0	0		0		0				
Totals			20:59	10-33	14-20	12	30	42	23	18	64	7	11	4	4	1	-5	-5	-5

Technical Fouls:NONE

Richmond - 69

Record: 15-3 (7-0)

NO.	Name		Min	FG		3P		FT	Rebounds		Fouls		TP	AS	TO	ST	Blocks		+/-
				M-A	M-A	M-A	M-A		OR	DR	TOT	P-F					BS	BA	
24	Isaiiah Bigelow	F	31:04	1-7	1-5	9-10	2	14	16	3	6	12	0	1	2	0	0	3	3
32	Neal Quinn	C	27:49	4-11	0-0	3-4	2	3	5	5	11	4	3	0	1	1	1	21	21
2	Jordan King	G	38:46	5-14	1-4	6-8	0	4	4	2	5	2	17	1	1	1	0	1	5
3	Delonnie Hunt	G	33:43	3-6	1-2	3-3	0	4	4	0	4	10	1	0	0	0	1	4	4
4	Dji Bailey	G	32:45	5-8	0-1	2-5	1	4	5	2	5	12	2	0	2	0	1	-2	-2
21	Mike Walz	C	06:38	0-1	0-1	0-0	2	0	2	2	1	1	0	0	1	0	0	-11	-11
9	Tyler Harris	C	09:11	1-2	0-1	0-0	0	0	0	2	0	2	0	1	0	0	0	-1	-1
12	Mikkel Tyne	C	04:04	0-1	0-1	0-0	0	1	1	0	0	0	0	0	0	0	0	-1	-1
11	Jason Roche	A	16:00	2-5	1-4	0-0	0	0	0	3	0	5	0	0	0	0	0	7	7
Team									1	2			0		1				
Totals			21:55	4-19	23-30	8	31	39	18	23	69	8	8	5	1	4	5	5	5

Technical Fouls:NONE

	DAY		RICH		Points from Turnovers	DAY	RICH	Period by Period Scoring		
	1st	2nd	1st	2nd				TOT		
Best lead	9 (1 st 14:05)	9 (2 nd 3:22)			5	4				
Best Scoring Run	9 (1 st 14:05)	7 (1 st 9:50)			18	30				
Lead Changes	5				13	13	DAY	15	49	64
Times Tied	6				12	11	RICH	20	49	69
Time with Lead	15:25	18:18			12	7				



SPIDERS SEASON RANKS

TEAM RANKS

Statistic	National Rank	Conference Rank	Value
Assist/Turnover Ratio (351 ranked)	32	2	1.50
Assists Per Game (351 ranked)	211	11	12.8
Bench Points per game (351 ranked)	317	15	13.83
Blocks Per Game (351 ranked)	243	14	2.9
Effective FG pct (351 ranked)	129	7	0.523
Fastbreak Points (351 ranked)	258	13	7.92
Field Goal Percentage (351 ranked)	116	7	45.8
Field Goal Percentage Defense (351 ranked)	10	1	39.4
Fouls Per Game (351 ranked)	18	2	14.2
Free Throw Attempts Per Game (351 ranked)	320	15	16.0
Free Throw Percentage (351 ranked)	89	6	73.7
Free Throws Made Per Game (351 ranked)	294	14	11.8
Rebound Margin (351 ranked)	323	15	-4.5
Rebounds (Defensive) Per Game (351 ranked)	33	2	27.79
Rebounds (Offensive) Per Game (351 ranked)	351	15	5.71
Rebounds Per Game (351 ranked)	285	15	33.50
Scoring Defense (351 ranked)	30	3	65.2
Scoring Margin (351 ranked)	77	4	7.1
Scoring Offense (351 ranked)	223	12	72.2
Steals Per Game (351 ranked)	124	4	7.0
Three Point Attempts Per Game (351 ranked)	221	11	21.0
Three Point Percentage (351 ranked)	79	6	36.0
Three Point Percentage Defense (351 ranked)	22	2	29.8
Three Pointers Per Game (351 ranked)	172	12	7.5
Turnover Margin (351 ranked)	28	1	3.3
Turnovers Forced Per Game (351 ranked)	203	7	11.79
Turnovers Per Game (351 ranked)	2	1	8.5
Winning Percentage (351 ranked)	55	3	70.8

INDIVIDUAL RANKS

Statistic	Player	National Rank	Conference Rank	Value
Assist/Turnover Ratio (350 ranked)	Neal Quinn	116	8	2.17
Assists (346 ranked)	Neal Quinn	187	8	89
Assists Per Game (343 ranked)	Neal Quinn	182	8	3.7
Blocks (319 ranked)	Neal Quinn	125	10	33
Blocks Per Game (348 ranked)	Neal Quinn	124	10	1.38
Double Doubles (525 ranked)	Isaiah Bigelow	116	3	5
Field Goal Attempts (346 ranked)	Jordan King	111	3	325
Field Goal Percentage (350 ranked)	Neal Quinn	103	6	50.2
	Jordan King	155	8	47.7
Field Goals (337 ranked)	Jordan King	68	1	155
Free Throw Attempts (344 ranked)				
Free Throw Percentage (348 ranked)	Jordan King	190	9	80.6
Free Throws (341 ranked)	Jordan King	285	14	75
Minutes Per Game (350 ranked)	Jordan King	73	4	34:49
Points (345 ranked)	Jordan King	72	2	444
Points Per Game (349 ranked)	Jordan King	66	2	18.5
Rebounds (349 ranked)	Isaiah Bigelow	239	7	160
Rebounds (Defensive) Per Game (348 ranked)	Isaiah Bigelow	86	3	5.79
	Neal Quinn	233	10	4.71
Rebounds (Offensive) Per Game (347 ranked)				
Rebounds Per Game (350 ranked)	Isaiah Bigelow	223	9	6.7
Steals (325 ranked)	Dji Bailey	65	3	46
Steals Per Game (346 ranked)	Dji Bailey	65	3	1.92
Three Point Attempts (339 ranked)	Jordan King	204	7	139
Three Point Percentage (96 ranked)				
Three Pointers Per Game (348 ranked)	Jordan King	102	5	2.46
Total 3-point FGM (333 ranked)	Jordan King	114	4	59
Triple Doubles (5 ranked)				



SPIDERS A-10 STATS

Game Records

Record	Overall	Home	Away	Neutral
ALL GAMES	9-2	5-1	4-1	0-0
CONFERENCE	9-2	5-1	4-1	0-0
NON-CONFERENCE	0-0	0-0	0-0	0-0

Score by Periods

Team	1st	2nd	OT	TOT
Richmond	329	423	7	759
Opponents	303	404	2	709

Team Box Score

No.	Player				Total		3-Point		F-Throw		Rebounds													
		GP-GS	MIN	AVG	FG-FGA	FG%	3FG-3FGA	3FG%	FT-FTA	FT%	OFF	DEF	TOT	AVG	PF	DQ	A	TO	BLK	STL	PTS	AVG		
2	KING, Jordan	11-11	399:22	36.3	70-145	.483	30-64	.469	43-55	.782	2	37	39	3.5	19	0	22	16	0	18	213	19.4		
4	BAILEY, Dji	11-11	354:57	32.3	41-70	.586	7-19	.368	35-54	.648	8	42	50	4.5	19	0	24	12	3	21	124	11.3		
24	BIGELOW, Isaiah	11-11	317:01	28.8	35-88	.398	17-44	.386	30-34	.882	11	74	85	7.7	26	0	5	9	5	10	117	10.6		
32	QUINN, Neal	11-11	317:08	28.8	46-111	.414	0-3	.000	18-22	.818	10	47	57	5.2	27	1	40	22	17	6	110	10.0		
3	HUNT, Delonnie	10-9	318:52	31.9	31-73	.425	8-23	.348	19-24	.792	3	30	33	3.3	22	0	18	9	2	15	89	8.9		
12	TYNE, Mikkel	11-2	145:03	13.2	13-45	.289	3-19	.158	5-6	.833	1	20	21	1.9	8	0	9	5	0	3	34	3.1		
11	ROCHE, Jason	11-0	121:00	11.0	8-30	.267	6-26	.231	4-4	1.000	2	5	7	0.6	9	0	0	1	0	1	26	2.4		
9	HARRIS, Tyler	11-0	139:46	12.7	9-18	.500	6-10	.600	1-2	.500	3	13	16	1.5	14	0	5	3	0	4	25	2.3		
21	WALZ, Mike	11-0	110:46	10.1	9-21	.429	1-6	.167	2-2	1.000	7	19	26	2.4	14	0	9	5	4	0	21	1.9		
35	NOYES, Aidan	1-0	01:04	1.1	0-0	.000	0-0	.000	0-0	.000	0	1	1	1.0	1	0	0	1	0	0	0	0.0		
Team											7	11	18					12						
Total		11	2225		262-601	.436	78-214	.364	157-203	.773	54	299	353	32.1	159	1	132	95	31	78	759	69.0		
Opponents		11	2225		250-631	.396	80-255	.314	129-172	.750	100	316	416	37.8	183	4	115	130	30	46	709	64.5		

Team Statistics

	UR	OPP
Scoring	759	709
Points per game	69.0	64.5
Scoring margin	+4.5	-
Field goals-att	262-601	250-631
Field goal pct	.436	.396
3 point fg-att	78-214	80-255
3-point FG pct	.364	.314
3-pt FG made per game	7.1	7.3
Free throws-att	157-203	129-172
Free throw pct	.773	.750
F-Throws made per game	14.3	11.7
Rebounds	353	416
Rebounds per game	32.1	37.8
Rebounding margin	-5.7	-
Assists	132	115
Assists per game	12.0	10.5
Turnovers	95	130
Turnovers per game	8.6	11.8
Turnover margin	+3.2	-
Assist/turnover ratio	1.4	0.9
Steals	78	46
Steals per game	7.1	4.2
Blocks	31	30
Blocks per game	2.8	2.7
Winning streak	0	-
Home win streak	0	-
Attendance	37175	18029
Home games-Avg/Game	6-6196	5-3606
Neutral site-Avg/Game	-	0-0

Team Results

Date	Opponent		Score	Att.
01/06/2024	St. Bonaventure	W	65-54	6619
01/09/2024	at Loyola Chicago	W	58-56	1834
01/13/2024	George Mason	W	77-70	6275
01/16/2024	at Duquesne	W	63-61	2463
01/20/2024	at Davidson	Wot	69-64	4235
01/24/2024	George Washington	W	82-74	5082
01/27/2024	Dayton	W	69-64	7201
01/31/2024	at Fordham	W	83-69	1860
02/03/2024	at VCU	L	52-63	7637
02/10/2024	La Salle	W	82-65	7201
02/14/2024	Massachusetts	L	59-69	4797



SPIDERS SEASON STATS

Game Records

Record	Overall	Home	Away	Neutral
ALL GAMES	17-7	12-1	4-4	1-2
CONFERENCE	9-2	5-1	4-1	0-0
NON-CONFERENCE	8-5	7-0	0-3	1-2

Score by Periods

Team	1st	2nd	OT	TOT
Richmond	837	890	7	1734
Opponents	686	876	2	1564

Team Box Score

No.	Player				Total		3-Point		F-Throw		Rebounds											
		GP-GS	MIN	AVG	FG-FGA	FG%	3FG-3FGA	3FG%	FT-FTA	FT%	OFF	DEF	TOT	AVG	PF	DQ	A	TO	BLK	STL	PTS	AVG
2	KING, Jordan	24-24	835:36	34.8	155-325	.477	59-139	.424	75-93	.806	12	87	99	4.1	41	0	56	41	1	31	444	18.5
32	QUINN, Neal	24-24	647:35	27.0	122-243	.502	3-11	.273	42-59	.712	23	113	136	5.7	49	1	89	41	33	12	289	12.0
24	BIGELOW, Isaiah	24-24	612:45	25.5	92-207	.444	36-91	.396	52-62	.839	21	139	160	6.7	53	1	14	19	7	20	272	11.3
4	BAILEY, Dji	24-15	704:13	29.3	90-147	.612	10-30	.333	50-87	.575	15	86	101	4.2	41	0	53	23	6	46	240	10.0
3	HUNT, Delonnie	14-13	432:20	30.9	44-105	.419	11-33	.333	27-35	.771	4	39	43	3.1	26	0	26	11	3	18	126	9.0
12	TYNE, Mikkel	24-11	455:41	19.0	41-127	.323	17-63	.270	14-16	.875	6	49	55	2.3	32	1	25	14	0	15	113	4.7
11	ROCHE, Jason	24-2	327:05	13.6	25-78	.321	22-69	.319	9-11	.818	5	17	22	0.9	23	0	2	5	0	4	81	3.4
35	NOYES, Aidan	14-7	150:11	10.7	16-37	.432	8-24	.333	1-1	1.000	4	33	37	2.6	11	0	1	3	3	5	41	2.9
9	HARRIS, Tyler	24-0	308:42	12.9	23-46	.500	8-15	.533	6-7	.857	7	30	37	1.5	26	0	13	8	5	12	60	2.5
21	WALZ, Mike	24-0	266:57	11.1	24-52	.462	6-18	.333	5-7	.714	19	38	57	2.4	29	0	25	20	9	2	59	2.5
10	WEAVER, Liam	3-0	05:28	1.8	1-1	1.000	1-1	1.000	0-0	.000	0	0	0	0.0	1	0	0	0	0	0	3	1.0
5	TANNER, Collin	5-0	23:23	4.7	2-6	.333	0-1	.000	0-0	.000	2	1	3	0.6	3	0	0	0	0	2	4	0.8
1	SMITH, Trevor	5-0	29:13	5.8	0-5	.000	0-4	.000	2-4	.500	0	6	6	1.2	3	0	0	2	0	2	2	0.4
13	GRAHAM, Jack	5-0	09:25	1.9	0-2	.000	0-2	.000	0-0	.000	0	0	0	0.0	0	0	0	0	0	0	0	0.0
16	SOULIS, Ryan	3-0	10:13	3.4	0-2	.000	0-1	.000	0-2	.000	0	2	2	0.7	2	0	1	1	2	0	0	0.0
25	SOUTHALL, Quentin	3-0	06:14	2.1	0-3	.000	0-1	.000	0-0	.000	1	2	3	1.0	0	0	1	1	1	0	0	0.0
Team											18	25	43					15				
Total		24	4825		635-1386	.458	181-503	.360	283-384	.737	137	667	804	33.5	340	3	306	204	70	169	1734	72.3
Opponents		24	4825		559-1418	.394	175-587	.298	271-375	.723	241	671	912	38.0	369	5	266	283	70	107	1564	65.2

Team Statistics

	UR	OPP
Scoring	1734	1564
Points per game	72.3	65.2
Scoring margin	+7.1	-
Field goals-att	635-1386	559-1418
Field goal pct	.458	.394
3 point fg-att	181-503	175-587
3-point FG pct	.360	.298
3-pt FG made per game	7.5	7.3
Free throws-att	283-384	271-375
Free throw pct	.737	.723
F-Throws made per game	11.8	11.3
Rebounds	804	912
Rebounds per game	33.5	38.0
Rebounding margin	-4.5	-
Assists	306	266
Assists per game	12.8	11.1
Turnovers	204	283
Turnovers per game	8.5	11.8
Turnover margin	+3.3	-
Assist/turnover ratio	1.5	0.9
Steals	169	107
Steals per game	7.0	4.5
Blocks	70	70
Blocks per game	2.9	2.9
Winning streak	0	-
Home win streak	0	-
Attendance	72992	31263
Home games-Avg/Game	13-5615	8-3908
Neutral site-Avg/Game	-	3-3939

Team Results

Date	Opponent		Score	Att.
11/06/2023	VMI	W	93-75	5176
11/11/2023	Siena	W	90-48	4543
11/15/2023	at Boston College	L	61-68	3886
11/20/2023	vs Colorado	L	59-64	2153
11/21/2023	vs UNLV	W	82-65	1502
11/25/2023	Queens (NC)	W	90-61	4953
11/29/2023	at Wichita St.	L	68-80	6195
12/02/2023	William & Mary	W	88-69	5542
12/06/2023	at UNI	L	73-78	3153
12/09/2023	vs Florida	L	76-87	8162
12/16/2023	Charlotte	W	64-56	5222
12/21/2023	Buffalo	W	72-66	4897
12/30/2023	Lafayette	W	59-38	5484
01/06/2024	St. Bonaventure	W	65-54	6619
01/09/2024	at Loyola Chicago	W	58-56	1834
01/13/2024	George Mason	W	77-70	6275
01/16/2024	at Duquesne	W	63-61	2463
01/20/2024	at Davidson	Wot	69-64	4235
01/24/2024	George Washington	W	82-74	5082
01/27/2024	Dayton	W	69-64	7201
01/31/2024	at Fordham	W	83-69	1860
02/03/2024	at VCU	L	52-63	7637
02/10/2024	La Salle	W	82-65	7201
02/14/2024	Massachusetts	L	59-69	4797



SPEED CHART



#2 JORDAN KING
G | GR | 6'0" | 175 | ALBANY, NY

PTS	REB	AST	STL	MIN
18.5	4.1	2.3	1.3	34.8

- 18.5 PPG ranks 2nd in A-10; 59 3pt FG rank 4th in A-10
- Scored game-high 32 points vs GW on 1/24
- 2-time A-10 Player of the Week this season (Jan. 15, Jan. 29)
- Scored team-high 17 pts in win vs No. 16 Dayton on Jan. 27
- 34 pts vs VMI (most by Spider in season opener since 1983 - John Newman)

CAREER HIGHS		LAST GAME	
PTS	REB	PTS	REB
42	7	11	4
AST	STL	AST	STL
6	7	1	0



#3 DELONNIE HUNT
G | SR | 6'0" | 175 | UPPER MARLBORO, MD

PTS	REB	AST	STL	MIN
9.0	3.1	1.9	1.3	30.9

- 12 pts at VCU on 2/3 were tied for most among Spiders
- Scored all 10 of his points in final 10 mins vs #16 Dayton on Jan. 27
- Tied career high w 4 steals vs Davidson (1/20) and GW (1/24)
- Fractured left wrist vs Colorado on Nov. 20, missed next 10 games
- 2023 3rd Team All-NEC selection at Wagner

CAREER HIGHS		LAST GAME	
PTS	REB	PTS	REB
24	8	8	4
AST	STL	AST	STL
7	4	1	1



#4 DJI BAILEY
G | SR | 6'5" | 195 | WILSON, NC

PTS	REB	AST	STL	MIN
10.0	4.2	2.2	1.9	29.3

- 61.2 FG pct is 1st in A-10 among those with at least 120 FG attempts
- Career-high 22 pts, 6-7 FG, 9-10 FT vs La Salle on 2/10
- 1.9 steals per game ranks 3rd in A-10
- Game-winning drive & layup at Duquesne with 13.8 seconds left
- Scored 10+ pts 15 times this season (just once entering 2023-24)

CAREER HIGHS		LAST GAME	
PTS	REB	PTS	REB
22	8	10	7
AST	STL	AST	STL
7	6	1	4



#9 TYLER HARRIS
F | GR | 6'7" | 205 | CHARLOTTE, NC

PTS	REB	AST	STL	MIN
2.5	1.5	0.5	0.5	12.9

- 8-12 3-pt FG over last 12 games (0-3 3-pt FG in 1st 12 games)
- Charlotte-native matched season-high w 6 pts on pair of 3ptrs at Davidson
- Recorded 2 of UR's 3 blocks vs Buffalo on 12/21
- Averaged 5.1 points, 2.5 rebounds in 34 gms at Western Carolina last year
- Started 77 games for Western Carolina over previous four seasons

CAREER HIGHS		LAST GAME	
PTS	REB	PTS	REB
19	11	6	0
AST	STL	AST	STL
4	3	0	1



#11 JASON ROCHE
G | JR | 6'5" | 200 | BERKELEY, CA

PTS	REB	AST	STL	MIN
3.4	0.9	0.1	0.2	13.6

- Jan. 27: scored final 5 pts of 1st half to give UR 5-pt halftime lead vs Dayton
- 22 of 25 FG, 69 of 78 FG att this season are from three-point range
- 38.5 3-pt FG pct last season (8th in A-10, min. 100 3-pt FG attempts)
- 2022 Southern Conference Rookie of the Year at Citadel
- Last name is pronounced ROACH

CAREER HIGHS		LAST GAME	
PTS	REB	PTS	REB
29	9	3	1
AST	STL	AST	STL
2	3	0	1



#12 MIKKEL TYNE
G | FR | 5'10" | 180 | TORONTO, ON

PTS	REB	AST	STL	MIN
4.7	2.3	1.0	0.6	19.0

- Scored or assisted on 12 straight points in 2nd half vs UMass on 2/14
- Scored career-high 16 pts vs Florida on 12/9 (5-7 3pt FG)
- Made 11 starts in place of DeLonnie Hunt from 11/21 to 1/9
- Reclassified to Class of '23 this summer ... Youngest Spider turned 18 on May 2
- First name is pronounced mik-KELL

CAREER HIGHS		LAST GAME	
PTS	REB	PTS	REB
16	6	7	2
AST	STL	AST	STL
4	4	2	1



#21 MIKE WALZ
C | SO | 6'11" | 250 | BERWYN, PA

PTS	REB	AST	BLK	MIN
2.5	2.4	1.0	0.4	11.1

- Off Reb pct (8.4) is 2x as high as any other UR rotation player
- Made 3-ptr, turnaround hook in lane in 1st half at Fordham on 1/31
- Career-high 12 pts in just 12 mins vs UNLV on 11/21
- Appeared in 13 games, totaling 13 Reb, 9 points, 5 assists last year
- Former big-time baseball recruit (pitcher) is also a scratch golfer

CAREER HIGHS		LAST GAME	
PTS	REB	PTS	REB
12	5	0	2
AST	BLK	AST	BLK
4	2	2	0



#24 ISAIAH BIGELOW
F | GR | 6'7" | 205 | GREENSBORO, NC

PTS	REB	AST	STL	MIN
11.3	6.7	0.6	0.8	25.5

- 20 pts vs GW on 1/24 were his most ever vs D-I opponent
- 4th in Atlantic 10 with 7.7 Reb PG during conference play
- Career-high 16 Reb vs #16 Dayton on 1/27 (most by Spider since Jan. 2018)
- 3 straight dbl-dbls from 12/21-1/6 (1st Spider since 2017 w/ 3 straight)
- UR's 2nd-leading rebounder (18th in A-10), 5th-leading scorer last year

CAREER HIGHS		LAST GAME	
PTS	REB	PTS	REB
28	16	10	3
AST	STL	AST	STL
5	3	0	0



#32 NEAL QUINN
C | SR | 7'0" | 260 | ALLENDALE, NJ

PTS	REB	AST	BLK	MIN
12.0	5.7	3.7	1.4	27.0

- Limited to 20 mins (fewest in A-10 play) by hip vs La Salle on 2/10
- Had 4 of UR's 8 assists in win vs #16 Dayton on 1/27
- 12 Pts, 6 Reb in 2nd half of comeback win at Duquesne on 1/16
- Game-high 23 pts vs Buffalo on 12/21 (his most in 2 seasons at UR)
- Preseason 3rd Team All-Atlantic 10 selection

CAREER HIGHS		LAST GAME	
PTS	REB	PTS	REB
24	13	4	3
AST	BLK	AST	BLK
10	4	1	1



#35 AIDAN NOYES
F | R-SO | 6'7" | 195 | CINCINNATI, OH

PTS	REB	AST	STL	MIN
2.9	2.6	0.1	0.4	10.7

- Rolled ankle vs Lafayette on 12/30, returned to action 1/31 at Fordham
- Scored all 8 of his pts at No. Iowa in the 1st half (3-3 FG, 2-2 3pt FG)
- Career-high 8 Reb vs W&M (tied for most on team)
- Appeared in 12 games, averaging 2.0 pts, 0.6 reb last year
- Scored career-high 9 points in 22 mins at Saint Joseph's on 3/1/23

CAREER HIGHS		LAST GAME	
PTS	REB	PTS	REB
9	8	--	--
AST	STL	AST	STL
1	1	--	--

