



# RICHMOND WOMEN'S BASKETBALL

## 2023-24 GAME NOTES

3X NCAA TOURNAMENT | 10X WNIT


### GAME 25

NATIONAL GIRLS &amp; WOMEN IN SPORTS DAY CELEBRATION PRESENTED BY CARMAX

## RICHMOND SPIDERS

20-4, 10-1 A-10

HEAD COACH: Aaron Roussell (Iowa '01)  
 RICHMOND RECORD: 85-55 (5th Season)  
 OVERALL RECORD: 397-177 (20th Season)



VS



## GEORGE WASHINGTON REVOLUTIONARIES

9-14, 2-9 A-10

HEAD COACH: Caroline McCombs  
 (Youngstown State '98)  
 GW RECORD: 40-45 (Third Season)  
 OVERALL RECORD: 170-121 (10th Season)

### GAME INFO

VS GEORGE WASHINGTON

FEB. 11 | 1 PM (NGWSD CELEBRATION)

SITE: ROBINS CENTER

LIVE STATS: RICHMONDSPIDERS.COM

LIVE VIDEO: ESPN+

SOCIAL: @SPIDERWBBALL

### 2023-24 SCHEDULE/RESULTS

OVR: 20-4 | H: 10-0 | A: 7-3 | N: 3-1

NOVEMBER		All Times ET
6	@ Duke	L, 83-53
12	Delaware State	W, 105-44
15	@ Gardner-Webb	W, 80-53
18	American	W, 76-44
24	Maine^	W, 77-43
25	@ Drake^	W, 74-66
26	Louisiana Tech^	W, 83-56
30	@ Villanova	L, 67-57

DECEMBER		
3	Le Moyne	W, 69-40
10	Appalachian State	Wot, 80-77
16	Liberty	W, 99-73
20	Michigan State#	L, 83-76
21	Chattanooga#	W, 64-60
30	@ George Washington*	W, 70-66

JANUARY		
3	VCU*	W, 72-65
6	@ Saint Joseph's*	W, 64-59
10	Massachusetts*	W, 79-65
14	Rhode Island*	W, 71-67
17	@ Davidson*	W, 59-54
20	Dayton*	W, 72-39
24	@ Duquesne*	L, 59-72
28	@ Saint Louis*	W, 72-61

FEBRUARY		
3	Fordham*	W, 79-60
7	@ Rhode Island*	W, 68-49
11	George Washington*	1 p.m.
14	@ VCU*	6 p.m.
17	Loyola Chicago*	6 p.m.
21	La Salle*	6 p.m.
24	@ George Mason*	3 p.m.
28	Duquesne*	6 p.m.

MARCH		
2	@ St. Bonaventure*	1 p.m.
6-10	A-10 Championship	

### HOME

\*Atlantic 10 Game

^Drake Thanksgiving Invitational

#Cherokee Invitational

### OPENING TIP

#### SERIES HISTORY VS GEORGE WASHINGTON

Richmond has a deep history with the Revolutionaries dating back to 1923. Most Recently, the Spiders downed GW 70-66 on 12/31/23 in Washington, D.C. to open Atlantic 10 Conference play. The Revolutionaries have won three of the past five meetings with the Spiders inside the Robins Center, as UR last defended its home turf against GW on 1/13/21, 47-42. Richmond enters the game with the sixth-longest home win streak of NCAA DI teams with 17 straight.

#### SPIDER RANKINGS

As a team, the Spiders lead the A-10 in assists per game (15.5) blocks per game (6, 6th nationally), field goal percentage (47.0, 18th nationally), scoring offense (73.2), three-point percentage (37.8, 10th nationally), and three pointers per game (9.0, 13th nationally). The team is second in the league in assist/turnover ratio (1.09) and free throw percentage (78.0).

### PROJECTED STARTERS

1

#### GRACE TOWNSEND

G / SR. / 5-5 / MIDLOTHIAN, VA.

PTS	REB	AST	STL	MIN
12.7	5.0	4.8	1.5	31.1

20

#### ADDIE BUDNIK

F / SR. / 6-2 / HIGHLAND PARK, ILL.

PTS	REB	AST	BLK	MIN
11.5	3.8	2.4	2.6	31.1

25

#### KATIE HILL

G / JR. / 6-0 / COLTS NECK, N.J.

PTS	REB	AST	STL	MIN
5.2	4.2	1.5	0.7	24.4

32

#### SIOBHAN RYAN

G / SR. / 6-0 / BUFFALO, N.Y.

PTS	REB	AST	STL	MIN
8.1	2.7	1.3	0.3	27.2

44

#### MAGGIE DOOGAN

F / SO. / 6-2 / BROOMALL, PA.

PTS	REB	AST	BLK	MIN
15.0	5.3	2.4	1.0	30.5

# ROSTER BY POSITION

## GUARDS (8)

Laren VanArsdale, Grace Townsend, Torin Rogers, Ally Sweeney, Kylee Lewandowski, Rachel Ullstrom, Katie Hill, Siobhan Ryan

## FORWARDS (7)

Anna Camden, Jada Green, Melissa Mwanza, Addie Budnik, Courtney Swider, Faye Parker, Maggie Doogan

# ROSTER BY CLASS

## GRADUATES (3)

Laren VanArsdale, Anna Camden, Faye Parker

## SENIORS (4)

Grace Townsend, Addie Budnik, Kylee Lewandowski, Siobhan Ryan

## JUNIORS (1)

Katie Hill

## SOPHOMORES (4)

Jada Green, Torin Rogers, Rachel Ullstrom, Maggie Doogan

## FRESHMEN (3)

Melissa Mwanza, Ally Sweeney, Courtney Swider

# ROSTER BY STATE

## FLORIDA

Jada Green

## GEORGIA

Laren VanArsdale

## ILLINOIS

Addie Budnik

## MASSACHUSETTS

Rachel Ullstrom, Faye Parker

## NEW JERSEY

Ally Sweeney, Katie Hill

## NEW YORK

Siobhan Ryan

## NORTH CAROLINA

Torin Rogers

## PENNSYLVANIA

Anna Camden, Kylee Lewandowski, Maggie Doogan

## RHODE ISLAND

Courtney Swider

## VIRGINIA

Grace Townsend

# ROSTER BY COUNTRY

## ZIMBABWE

Melissa Mwanza

# ROSTER BY HEIGHT

5-3.....Laren VanArsdale  
5-5.....Grace Townsend  
5-6.....Ally Sweeney  
6-0.....Katie Hill  
6-0.....Siobhan Ryan  
6-1.....Jada Green  
6-1.....Torin Rogers  
6-1.....Kylee Lewandowski  
6-1.....Rachel Ullstrom  
6-2.....Melissa Mwanza  
6-2.....Maggie Doogan  
6-2.....Addie Budnik  
6-3.....Anna Camden  
6-3.....Faye Parker  
6-4.....Courtney Swider

# 2023-24 NUMERICAL ROSTER

#.....	Name .....	Pos .....	Ht.....	Yr.....	Hometown (HS)
0.....	Laren VanArsdale	G.....	5-3.....	Gr. ....	Powder Springs, Ga. / Hillgrove HS
1.....	Grace Townsend.....	G.....	5-5.....	Sr.....	Midlothian, Va. / James River HS
2.....	Anna Camden.....	F.....	6-3.....	Gr. ....	Downingtown, Pa. / The Shipley School
4.....	Jada Green .....	F.....	6-1.....	So. .	Fort Lauderdale, Fla. / St. Thomas Aquinas HS
10.....	Melissa Mwanza .....	F.....	6-2.....	Fr. ...	Harare, Zimbabwe / Life Christian Academy
11.....	Torin Rogers .....	G.....	6-1.....	So. ....	Brasstown, N.C. / Murphy HS
14.....	Ally Sweeney .....	G.....	5-6.....	Fr.....	Sparta, N.J. / Sparta HS
20.....	Addie Budnik .....	F.....	6-2.....	Sr. ....	Highland Park, Ill. / Highland Park HS
21.....	Kylee Lewandowski. G.....	6-1.....	Sr.....	Pittsburgh, Pa. / North Catholic HS	
22.....	Rachel Ullstrom .....	G.....	6-1.....	So. ....	Auburn, Mass. / Marianapolis Prep
23.....	Courtney Swider.....	F.....	6-4.....	Fr.....	Portsmouth, R.I. / Tabor Academy
24.....	Faye Parker .....	F.....	6-3.....	Gr. ....	Swampscott, Mass. / Tabor Academy
25.....	Katie Hill .....	G.....	6-0.....	Jr. ..	Colts Neck, NJ / Saint John Vianney
32.....	Siobhan Ryan .....	G.....	6-0.....	Sr. ....	Buffalo, N.Y. / Sacred Heart Academy
44.....	Maggie Doogan .....	F.....	6-2.....	So. ...	Broomall, Pa. / Cardinal O'Hara HS

# 2023-24 ALPHABETICAL ROSTER

#.....	Name .....	Pos .....	Ht.....	Yr.....	Hometown (HS)
20.....	Addie Budnik .....	F.....	6-2.....	Sr. ....	Highland Park, Ill. / Highland Park HS
2.....	Anna Camden.....	F.....	6-3.....	Gr. ....	Downingtown, Pa. / The Shipley School
44.....	Maggie Doogan .....	F.....	6-2.....	So. ...	Broomall, Pa. / Cardinal O'Hara HS
4.....	Jada Green .....	F.....	6-1.....	So. .	Fort Lauderdale, Fla. / St. Thomas Aquinas HS
25.....	Katie Hill .....	G.....	6-0.....	Jr. ..	Colts Neck, NJ / Saint John Vianney
21.....	Kylee Lewandowski. G.....	6-1.....	Sr.....	Pittsburgh, Pa. / North Catholic HS	
10.....	Melissa Mwanza .....	F.....	6-2.....	Fr. ...	Harare, Zimbabwe / Life Christian Academy
24.....	Faye Parker .....	F.....	6-3.....	Gr. ....	Swampscott, Mass. / Tabor Academy
11.....	Torin Rogers .....	G.....	6-1.....	So. ....	Brasstown, N.C. / Murphy HS
32.....	Siobhan Ryan .....	G.....	6-0.....	Sr. ....	Buffalo, N.Y. / Sacred Heart Academy
14.....	Ally Sweeney .....	G.....	5-6.....	Fr.....	Sparta, N.J. / Sparta HS
23.....	Courtney Swider.....	F.....	6-4.....	Fr.....	Portsmouth, R.I. / Tabor Academy
1.....	Grace Townsend.....	G.....	5-5.....	Sr.....	Midlothian, Va. / James River HS
22.....	Rachel Ullstrom .....	G.....	6-1.....	So. ....	Auburn, Mass. / Marianapolis Prep
0.....	Laren VanArsdale	G.....	5-3.....	Gr. ....	Powder Springs, Ga. / Hillgrove HS

# COACHING STAFF

## HEAD COACH

Aaron Roussell ..... (Iowa, '01), 5th season

## ASSISTANT COACHES/SUPPORT STAFF

Jeanine Radice..... (5th Season, Fordham '89)  
Brittany Pinkney ..... (5th Season, VCU '08)  
John Studer..... (5th Season, Illinois '81)  
Ariel Stephenson ..... (1st Season, Wake Forest '19)  
Alex Louin..... (1st Season, Villanova '18)  
AJ Wahl ..... Video Coordinator  
Sara Spencer..... Athletic Trainer  
Kelly Self..... Head Strength & Conditioning Coach

# PRONUNCIATION GUIDE

#10..Mwanza ..... (Mwan-ZA)  
#20..Budnik ..... (BUD-nick)  
#21..Lewandowski..... (Lew-an-DOW-ski)  
#22..Ullstrom ..... (UHLL-strom)  
#32..Siobhan ..... (Sha-VOHN)  
Roussell..... (Ruh-SELL)  
Radice ..... (Rah-DEES)  
Louin..... (LOO-in)

**UNIVERSITY FACTS**

Location .....	University of Richmond, Va.
Founded .....	1830
Enrollment .....	3,890
Nickname .....	Spiders
Colors .....	Red and Blue
President .....	Kevin F. Hallock
Director of Athletics .....	John Hardt
Conference .....	Atlantic 10
Affiliation .....	NCAA Division I
Home Court/Capacity .....	Robins Center/7,201
School Website .....	www.richmond.edu

**TEAM INFORMATION**

2022-23 Overall Record .....	21-11
2022-23 A-10 Record .....	8-6
2022-23 A-10 Finish .....	5th
2022-23 Home Record .....	10-3
2022-23 Away Record .....	6-6
2022-23 Neutral Record .....	5-2
Starters Returning/Lost .....	5/0
Newcomers .....	6

**RETURNING STAT LEADERS**

Points .....	Addie Budnik (14.0)
Rebounds .....	Maggie Doogan (6.0)
Assists .....	Grace Townsend (145)
3-Point FG .....	Siobhan Ryan (62)
3-Point FG% .....	Siobhan Ryan (.390)
Free Throw % .....	Addie Budnik (.818)
Field Goal % .....	Addie Budnik (.482)
Blocks .....	Addie Budnik (61)
Steals .....	Grace Townsend (45)
Minutes .....	Addie Budnik (32.4)

**ATHLETICS PUBLIC RELATIONS**

Public Relations Contact .....	Keelyn Harkey
Office Phone .....	(804)289-8365
Cell Phone .....	(432)940-6471
E-Mail Address .....	kharkey@richmond.edu
Richmond Athletics Website .....	richmondspiders.com
X/Instagram .....	@SpiderWBBall
Facebook .....	/RichmondWBB
YouTube .....	/RichmondSpiders
Conference Website .....	www.atlantic10.com



**SPIDER  
BASKETBALL**

**ENTERING THE GAME**

The Spiders are coming off a huge road win at Rhode Island on Wednesday, 68-49. In the game, Richmond was led by Siobhan Ryan who posted 14 points on 5 of 7 from the field and 4 of 6 from deep. Addie Budnik paced the Spiders with a team-high six rebounds and blocks while Katie Hill posted a team-high six assists. As a team, the Spiders shot 23 of 49 (46.9%) from the field, 11 of 21 (52.4%) from deep and a near perfect 11 of 12 from the charity stripe. In addition, the Spiders posted 36 rebounds, 17 assists, 10 blocks and 18 points off 11 Ram turnovers. The Spider bench posted 14 points, led by Rachel Ullstrom with nine. The Spiders picked up their first win in Kingston since 12/31/17, where Richmond won 74-53.

**SPIDERS RECEIVING VOTES IN LATEST AP TOP 25 POLL (1/22/24)**

The University of Richmond Women's Basketball team is receiving votes in the latest Associated Press (AP) Top 25 Women's College Basketball Poll.

Head Coach Aaron Roussell and the Spiders are off to a 7-0 start in Atlantic 10 Conference play, are riding a 16-game home winning streak inside the Robins Center (good for eighth longest out of NCAA DI teams) and are on an eight-game winning streak. Richmond has picked up huge wins over conference foe VCU at home, as well as Saint Joseph's and Davidson on the road. (1/22/24)

**SWEENEY NAMED A-10 ROOKIE OF THE WEEK**

The University of Richmond Women's Basketball team has the honor of highlighting freshman Ally Sweeney as Atlantic 10 Conference Rookie of the Week for the week of 12/18/23. The Rookie of the Week honor is the first weekly honor for Sweeney, and the team's first weekly rookie award since last season (Maggie Doogan, 1/30/23).

Sweeney, a native of Sparta, N.J., had a standout game in the 99-73 Spider win over Liberty this past Saturday and helped Richmond remain undefeated at home this season (5-0). In the game, she recorded a career-high 11 points on a perfect 4 of 4 from the field and 2 of 2 from beyond the arc in addition to a free throw and an assist.

**RICHMOND LEADS ATLANTIC 10 IN INITIAL NET RANKINGS**

Following a strong start to the 2023-24 season, including huge wins over Maine and Drake, and a 3-0 mark inside the Robins Center, the University of Richmond Women's Basketball team debuted at No. 41 out of 360 NCAA DI teams in the initial NCAA Women's Basketball NET rankings of the 2023-24 season. The Spiders received the highest ranking in the Atlantic 10 Conference and is one of three A-10 schools in the top 50, leading Saint Joseph's (45) and Davidson (46).

**DOOGAN PICKS UP POTW HONORS, TOURNAMENT MVP**

Maggie Doogan was named Vibrant Thanksgiving Classic Most Valuable Player, A-10 Player of the Week, and selected to the Anne Meyers Drysdale Women's National Players of the Week list. Doogan averaged 20.7 ppg, 6.7 rpg, and 1.7 apg and had a 59.5 FG%, 62.5 3FG% and 72.7 FT% throughout her time in Des Moines. She notched her first A-10 Player of the Week accolade as she was named Rookie of the Week twice last season.

**2023-24 A-10 PRESEASON AWARDS**

**PRESEASON ALL-CONFERENCE FIRST TEAM**

Elle Sutphin, Davidson  
Megan McConnell, Duquesne  
Mayé Touré, Rhode Island  
**Addie Budnik, Richmond**  
Talya Brugler, Saint Joseph's  
Kyla McMakin, Saint Louis

**PRESEASON ALL-CONFERENCE SECOND TEAM**

Nya Robertson, George Washington  
Teisha Hyman, Rhode Island  
**Maggie Doogan, Richmond**  
Laura Ziegler, Saint Joseph's  
Sarah Te-Biasu, VCU  
Julia Martinez, Saint Louis

**PRESEASON ALL-CONFERENCE THIRD TEAM**

Suzi-Rose Deegan, Davidson  
Mariah Perez, Dayton  
Nalani Kaysia, George Mason  
Mayowa Taiwo, George Washington  
Tenin Magassa, Rhode Island  
Makenzie Smith, Saint Joseph's

**PRESEASON ALL-DEFENSIVE TEAM**

Megan McConnell, Duquesne  
Mayowa Taiwo, George Washington  
Anaëlle Dutat, Rhode Island  
Kennedy Calhoun, Saint Louis  
Julia Martinez, Saint Louis

**2022-23 A-10 PRESEASON POLL**

1. Rhode Island (12) .....	218
2. Saint Joseph's .....	203
3. Saint Louis (2) .....	186
<b>4. Richmond .....</b>	<b>176</b>
5. Duquesne (1) .....	172
6. George Washington .....	150
7. Davidson .....	124
8. George Mason .....	111
9. Dayton .....	100
10. VCU .....	96
11. Massachusetts .....	70
12. La Salle .....	66
13. Fordham .....	54
14. St. Bonaventure .....	39
15. Loyola Chicago .....	35

**PREVIOUS A-10 PRESEASON RANKINGS**

2023-24 .....	4th
2022-23 .....	8th
2021-22 .....	7th
2020-21 .....	8th
2019-20 .....	11th
2018-19 .....	10th
2017-18 .....	13th
2016-17 .....	7th
2015-16 .....	6th
2014-15 .....	6th
2013-14 .....	6th
2012-13 .....	2nd
2011-12 .....	8th

**BUDNIK NAMED TO KATRINA MCCLAIN AWARD WATCH LIST**

Senior Addie Budnik was selected to the Katrina McClain Award Watch List, featuring 20 of the best power forwards in the country, the Naismith Basketball Hall of Fame and the Women's Basketball Coaches Association announced on Thursday.

The senior is coming off a stellar junior season, leading the Spiders to a deep postseason run, including an appearance in the Atlantic 10 Conference Championship semifinals for the first time since 2008-09, and an appearance in the WNIT, the team's first since 2014-15.


Last season, Budnik was named to VaSID Academic All-State Team, A-10 All-Academic Team, A-10 All-Conference Second Team and A-10 All-Championship Team. In addition, she reached the 1,000-career point mark against St. Bonaventure to become the 27th Spider to reach the milestone. Budnik also paced the team, averaging 14 points per game and led the team with 61 blocks.

**SPIDERS NO. 4 IN 2023-24 A-10 PRESEASON POLL**

With the highest pick since the 2012-13 season, the University of Richmond Women's Basketball team was selected fourth in the 2023-24 Atlantic 10 Women's Basketball Preseason Poll. In addition, senior Addie Budnik and sophomore Maggie Doogan were named to the Preseason First Team and Second Team, respectively. The conference unveiled the poll and preseason ahead of A-10 Media Day at the Henrico Sports & Event Center.

Budnik, with the Preseason First-Team selection, is coming off a stellar junior campaign in 2022-23 as she was the team's leading scorer, averaging 14 ppg and collecting 5.5 rebounds per game. She became the 27th Spider to eclipse the 1,000-point milestone last season as well as being named to the VaSID Academic All-State Team, A-10 All-Academic Team, A-10 All-Conference Second Team and to the A-10 All-Championship Team. Budnik was also named to the Preseason First-Team in 2022-23 following her sophomore season in 2021-22.

Doogan received Second-Team honors as the sophomore was the second-leading scorer last season, averaging 11.5 ppg and led the team in rebounds averaging six boards per contest. In addition, she ended 2022-23 with A-10 All-Rookie team accolades as well as an A-10 All-Conference Third team selection and was named A-10 Rookie of the Week twice (1/23/23, 1/30/23) during the season.



**ATLANTIC 10  
STANDINGS**



**SERIES HISTORY VS GEORGE WASHINGTON**

Record: GW, 29-21

First Meeting: 1923 (W, 34-14)

Last Meeting: 12/30/23 (W, 70-66),

**TALE OF THE TAPE****Overall Stats .....GW .....UR**

Points Per Game..... 57.9..... 73.3

Opp. PPG..... 57.4..... 60.3

Scoring Margin..... 0.5..... 13.0

FG Percentage..... .372..... .470

Opp. FG Percentage..... .379..... .370

3-Point Percentage..... .311..... .378

Opp. 3-Point Percentage..... .298..... .296

Free Throw Percentage..... .686..... .780

Opp. FT Percentage..... .694..... .702

Rebounds Per Game..... 37.9..... 34.1

Opp. Reb Per Game..... 34.3..... 35.5

Rebound Margin..... 3.6..... -1.4

Assists Per Game..... 10.8..... 15.5

Opp. Assists Per Game..... 10.0..... 11.6

Turnovers Per Game..... 16.5..... 14.2

Opp. Turnovers Per Game..... 16.0..... 15.0

Turnover Margin..... -0.5..... 0.8

Asst/TO Ratio..... 0.7..... 1.1

Steals Per Game..... 6.3..... 6.0

Opp. Steals Per Game..... 8.7..... 6.3

Blocks Per Game..... 2.5..... 6.0

Opp. Blocks Per Game..... 3.9..... 2.1

**1,000 POINT SCORERS (28 Members)****1) Karen Elsner ..... 2,367**

1981-82..... 624

1982-83..... 572

1983-84..... 646

1984-85..... 525

**2) Brittani Shells ..... 2,042**

2007-08..... 433

2008-09..... 484

2009-10..... 550

2010-11..... 575

**3) Kate Flavin ..... 1,770**

2001-02..... 242

2002-03..... 463

2003-04..... 594

2004-05..... 471

**4) Pam Bryant ..... 1,766**

1986-87..... 288

1987-88..... 379

1988-89..... 579

1989-90..... 520

**5) Janelle Hubbard ..... 1,717**

2013-14..... 343

2014-15..... 460

2015-16..... 492

2016-17..... 422

**6) Laurie Governor ..... 1,655**

1984-85..... 341

1985-86..... 444

1986-87..... 461

1987-88..... 409

**7) Julie Jones ..... 1,521**

1988-89..... 378

1989-90..... 354

1990-91..... 385

1991-92..... 404

**8) Abby Oliver ..... 1,488**

2008-09..... 207

2009-10..... 336

2010-11..... 419

2011-12..... 526

**9) Micaela Parson ..... 1,401**

2014-15..... 83

2015-16..... 400

2016-17..... 336

2017-18..... 582

**10) Amber Goppert ..... 1,398**

2000-01..... 197

2001-02..... 475

2002-03..... 373

2003-04..... 353

**11) Addie Budnik\* ..... 1,383**

2020-21..... 250

2021-22..... 407

2022-23..... 449

2023-24..... 277

**12) Genevieve Okoro ..... 1,337**

2010-11..... 192

2011-12..... 349

2012-13..... 62

2013-14..... 349

2014-15..... 385

**13) Christina Campion ..... 1,261**

2003-04..... 311

2004-05..... 305

2005-06..... 68

2006-07..... 313

2007-08..... 264

**14) Ebony Tanner ..... 1,215**

1999-00..... 106

2000-01..... 227

2001-02..... 364

2002-03..... 518

**15) Michele Koclanes ..... 1,205**

1998-99..... 202

1999-00..... 304

2000-01..... 340

2001-02..... 369

**16) Ginny Norton ..... 1,194**

1987-88..... 158

1988-89..... 295

1989-90..... 270

1990-91..... 471

**17) Jennifer Meade ..... 1,177**

1994-95..... 52

1995-96..... 232

1996-97..... 389

1997-98..... 504

**18) Jaide Hinds-Clarke ..... 1,130**

2016-17..... 219

2017-18..... 226

2018-19..... 307

2019-20..... 378

**19) Johanna McKnight ..... 1,106**

2004-05..... 63

2006-07..... 256

2007-08..... 415

2008-09..... 372

**20) Saona Chapman ..... 1,100**

2003-04..... 481

2004-05..... 361

2005-06..... 258

**21) Grace Townsend\* ..... 1,080**

2020-21..... 144

2021-22..... 313

2022-23..... 318

2023-24..... 305

**22) Rachael Bilney ..... 1,073**

2008-09..... 156

2009-10..... 189

2010-11..... 368

2011-12..... 360

**23) Dana Pappas ..... 1,071**

1984-85..... 205

1985-86..... 287

1986-87..... 237

1987-88..... 342

**24) Jackie Isreal ..... 1,067**

1981-82..... 326

1982-83..... 232

1983-84..... 259

1984-85..... 250

**25) Denise Winn ..... 1,048**

1992-93..... 136

1993-94..... 360

1994-95..... 294

1995-96..... 258

**26) Lauren Tolson ..... 1,012**

2012-13..... 75

2013-14..... 174

2014-15..... 433

2015-16..... 107

2016-17..... 223

**27) Kristina King ..... 1,006**

2010-11..... 75

2011-12..... 136

2012-13..... 419

2013-14..... 376

**28) Kate Klimkiewicz ..... 1,002**

2018-19..... 12

2019-20..... 323

2020-21..... 314



## INDIVIDUAL SUPERLATIVES

### Double-Digit Scoring Games

Player	20-21	21-22	22-23	23-24	Career
Addie Budnik	14	23	25	16	78
Grace Townsend	6	16	18	15	55
Siobhan Ryan	3	9	11	7	29
Katie Hill	2	2	15	3	20
Rachel Ullstrom	2	9	13	22	46
Maggie Doogan	14	20	20	34	53
Laren VanArsdale	2	2	2	53	1
Ally Sweeney	1	1	1	1	1

### 20-Point Games

Player	20-21	21-22	22-23	23-24	Career
Addie Budnik	2	6	7	1	16
Siobhan Ryan	3	3	3	2	8
Grace Townsend	1	1	2	3	3
Maggie Doogan	3	3	6	9	9
Rachel Ullstrom	1	2	2	3	3

### Double-Doubles

Player	20-21	21-22	22-23	23-24	Career
Siobhan Ryan	1	1	1	2	2
Addie Budnik	1	1	1	2	2
Grace Townsend	2	4	4	6	6
Katie Hill	2	2	2	2	2
Maggie Doogan	3	3	3	4	4

### 5-Assist Games

Player	20-21	21-22	22-23	23-24	Career
Grace Townsend	5	15	15	11	46
Addie Budnik	2	2	3	7	7
Siobhan Ryan	1	1	1	1	1
Maggie Doogan	1	3	3	4	4
Katie Hill	1	1	1	1	1

### 5-Steal Games

Player	20-21	21-22	22-23	23-24	Career
Grace Townsend	1	1	1	2	2

### 10-Rebound Games

Player	20-21	21-22	22-23	23-24	Career
Siobhan Ryan	1	1	2	1	4
Addie Budnik	1	1	2	1	4
Kylee Lewandowski	1	1	2	1	4
Grace Townsend	1	2	2	3	3
Katie Hill	1	4	4	4	4
Maggie Doogan	3	1	1	4	4

### Double-Digit Scoring Streaks

Player	Current	Longest
Addie Budnik	5	12
Maggie Doogan	2	10
Rachel Ullstrom	4	4
Grace Townsend	9	9
Siobhan Ryan	4	2
Katie Hill	4	4
Laren VanArsdale	2	2
Ally Sweeney	1	1

## THE LAST TIME THE SPIDERS...

Won at home	2/3/24 vs Fordham (W, 79-60)
Won on the road	2/7/24 at Rhode Island (W, 68-49)
Won on a neutral court	12/21/23 vs Chattanooga (W, 64-60)
Scored 100 or more points	11/12/23 vs Delaware State (105)
Gave up 100 or more points	12/4/22 vs Duke (100)
Scored less than 50 points	1/18/23 at Rhode Island (L, 75-49)
Allowed less than 50 points	2/7/24 at Rhode Island (W, 68-49)
Went into overtime	12/10/23 vs App State (Wot, 80-77)
Won in overtime	12/10/23 vs App State (Wot, 80-77)
Went into double-overtime	2/11/14 vs. Fordham (W, 78-77, 2OT)
Won by 20 or more	1/20/24 vs Dayton (W, 72-39)
Won by 30 or more	1/20/24 vs Dayton (W, 72-39)
Won by 40 or more	11/12/23 vs Delaware State (W, 105-44)
Lost by 50 or more	12/4/22 vs Duke (L, 100-49)
Won five games in-a-row	12/21/23-1/20/24 (Eight-Straight)
Won 10 games in-a-row	12/29/89-02/10/90 (15-Straight)
Lost five games in-a-row	1/5/19-1/23/19 (Five-Straight)
Had five players score in double-figures	2/3/24 vs Fordham (W, 79-60)
Erased a double-digit deficit to win	1/3/24 vs VCU (W, 72-65)
Recorded a double-double	11/15/23 at Gardner-Webb (W, 80-53) (Maggie Doogan, 25 pts, 10 rebounds)
Had a player score 20 or more	1/28/24 at Saint Louis (W, 72-61)(Budnik, 21 pts)
Had a player score 25 or more	1/14/24 vs Rhode Island (W, 71-67)(Townsend, 26 pts)
Had two players score 20 or more	1/3/24 vs VCU (W, 72-65) (W, 70-66)(Townsend, 21 pts)(Ullstrom, 20 pts)
Had a player record 15 rebounds or more	2/24/19 vs. La Salle (Jaide Hinds-Clarke, 15 rebs.)
Had a player record 5 blocks or more	2/7/24 at Rhode Island (W, 68-49)(Addie Budnik, 6)
Had a player record 5 steals or more	2/16/22 at Duquesne (Grace Townsend, 6)
Had a player with 10 assists or more	2/1/23 at UMass (Grace Townsend, 11)
Had a player make 5 or more 3's	1/10/24 vs Massachusetts (W, 79-65) (Ullstrom, 6)
Had a player record 20 pts, 15 rebs.	2/14/15 vs. La Salle (Genevieve Okoro, 27 pts, 15 reb)
Had a player record 20 pts, 20 rebs.	12/20/02 at William & Mary (Kate Flavin, 24 pts, 22 reb)

## RICHMOND PROGRAM HISTORY

First Season	1919-20
All-Time Record	1001-740-7
Most Wins in a Season	26 (1990-91)
NCAA Appearances (Last)	3 (2005)
WNIT Appearances (Last)	10 (2023)
Winningest Coach	Michael Shafer (223 Wins)

## RICHMOND TEAM RECORDS

Most Points Scored	11/30/96 vs. Delaware State (123)
FG Made	11/30/86 vs. Queens (46)
3FG Made	12/11/22 vs Longwood (18)
Free Throws Made	11/20/84 vs. Georgetown (39)
Offensive Rebounds	2/2/95 vs. George Mason (31)
Defensive Rebounds	12/29/21 vs Coppin State (42)
Total Rebounds	11/26/88 vs. Georgia Tech (67)
Assists	11/30/96 vs. Delaware State (33)
Turnovers	1/3/97 vs. ODU (36)
Blocked Shots	11/21/21 vs. UMBC (13)
Steals	12/29/92 vs. Stony Brook (23)

***RICHMOND'S RECORD WHEN...***

	<b>Overall</b>	<b>A-10</b>
Playing at home	10-0	5-0
On the road	7-3	5-1
Neutral court	3-1	0-0
Playing a ranked opponent	0-0	0-0
Leading after first quarter	12-0	5-0
Trailing after first quarter	7-3	4-1
Tied after first quarter	1-1	1-0
Leading at halftime	18-0	9-0
Trailing at halftime	2-4	1-1
Tied at halftime	0-0	0-0
Leading after third quarter	18-0	9-0
Trailing after third quarter	2-4	1-1
Tied after third quarter	0-0	0-0
Leading with five mins to play in regulation	19-0	9-0
Trailing with five mins to play in regulation	1-4	1-1
Tied with five mins to play in regulation	0-0	0-0
Outrebounds opponent	12-1	7-0
Outrebounded by opponent	7-3	3-1
Equal rebounds	1-0	0-0
Records more assists than opponent	14-1	4-0
Records fewer assists than opponent	6-3	5-1
Commits more turnovers than opponent	9-2	7-0
Commits fewer turnovers than opponent	8-2	3-1
Commits equal turnovers as opponent	3-0	0-0
Playing in November	6-2	-
Playing in December	5-1	1-0
Playing in January	7-1	7-1
Playing in February	2-0	2-0
Playing in March	-	-



## HEAD COACH AARON ROUSSELL FIFTH SEASON AT RICHMOND (IOWA '01)

Russell enters his fifth season at the helm of the Spiders in 2023-24.

In 2022-23, Russell led the Spiders to a record-breaking season, including a record-breaking victory over Longwood on Dec. 11, 2022, where the Spiders saw a 119-55 score line. The 119-point output marked a new women's basketball program record of points scored at the Robins Center, eclipsing the 115-point total against American, scored on Jan. 28, 2000. In addition, Russell led the team to its highest seed in the Atlantic 10 Championship since the 2014-15 season. As the No. 5 seed, the Spiders defeated No. 12 Dayton and No. 4 Fordham en route to the team's first appearance in the A-10 Championship semifinal game since 2008-09 where the Spiders ultimately fell to No. 1 UMass. The Spider appearance in the A-10 semifinals marked the first appearance for the Spiders since the 2008-09 season.

Richmond also accepted a bid into the WNIT, marking the team's first appearance in the tournament since the 2014-15 season. The team opened the tournament with a 75-52 victory over Penn inside the Robins Center before falling to Rhode Island in the WNIT second round. Russell coached Addie Budnik to All-Conference Second Team Honors, All-Championship team honors and All-Academic team honors while Maggie Doogan was named to the All-Conference Third team and the All-Rookie team. Richmond finished the season second in the A-10 in field-goal percentage (44.1%), defensive rebounds per game (28.6), three-point percentage (34.9%) and three-pointers per game (8.2).

In year three with the Spiders, Russell saw his best statistical season offensively at Richmond. The team ranked first in the Atlantic 10 in field goal percentage, effective field goal percentage and two-point percentage while ranking second in three-point percentage and points per game and third in assists.

The Spiders finished the 2021-22 season 16-14 overall featuring an eight-game win streak that saw a 2-0 mark in the Florida Atlantic Pre-Christmas Tournament and a buzzer-beating win at A-10 opponent George Washington. The season was also highlighted by a Power 5 win as the Spiders defeated Virginia, 74-65, at the Cavalier Classic.

Additionally in 2021-22, Russell coached Emma Squires to A-10 Sixth Woman of the Year honors while Addie Budnik was named All-Conference Second Team.

During year two, Russell finished the season with a 13-9 record, advancing to the A-10 Quarterfinals for the second-straight season. Russell led the Spiders to another postseason win against 11th-seeded George Washington, winning 58-54 in overtime. In two seasons at Richmond, Russell has dramatically improved the offensive numbers for the Spiders having moved up 160 spots nationally in offensive rating, 171 spots in field goal percentage and 203 spots in assists per game.

He helped coach Addie Budnik to becoming the school's first-ever Atlantic 10 Freshman of the Year and was a finalist for Freshman of the Year by World Exposure Report. Russell also helped Kate lead the A-10 in three-pointers made (49) and was named A-10 All-Conference Second Team and earned CoSIDA Academic All-District 3 honors. He also started 5-0 in A-10 play on the road for the first time in school history and continued to win at the Robins Center, going 6-2 at home in 2020-21. Through two seasons, Richmond was 13-7 (.650) in home games at the Robins Center.

In his first season as a Spider, Russell led the team to 15 wins, which was a six-win improvement from its previous season and it was the fourth most wins by a first-year coach in school history. Richmond had the highest rated schedule in the A-10 and finished with 11 games against teams in the top-100 RPI. Russell also helped senior forward Jaide Hinds-Clarke earn A-10 All-Conference honors after leading the team in scoring at 11.8 points per game and hit 23 three-pointers after not hitting any during her previous three seasons.

The Spiders were much improved in year one under Russell going from 275 in the RPI to 125 last season (+150 increase). That mark was eighth-best nationally and best among first-year coaches. Richmond also had the most improved offense in the Atlantic 10 scoring 6.4 more points per game. The Spiders had three players in the top 11 in three-point shooting, the only A-10 school to do so. Richmond was second in the A-10 in 3-point improvement this past season.

Russell led Richmond to eight road victories in his first season after only one road win in 2018-19. The Spiders also won a road game in the Atlantic 10 Championship first round at George Washington to secure a postseason win for the first time since the 2017-18 season. Russell guided sophomore guard Claire Holt to a breakout season after she averaged 10.9 points per game and hit 46 three-pointers last year. Holt averaged 5.2 points per game and hit 21 three-pointers in her freshman season.

Russell had seven highly successful seasons at Bucknell, including a 102-30 (.773) mark over the final four years. He led Bucknell to six-straight winning seasons and four-straight years of 22 wins or more. The Bison's 102 wins from 2015-19 are the most in a four-year span in the history of the Patriot League and they also posted a 64-8 (.889) league record in that period.

During that time, Bucknell advanced to the postseason four-straight years with a pair of NCAA Tournament and WNIT appearances. Russell guided Bucknell to a program-record 12-game winning streak in 2016-17, 2017-18, 2018-19 and a program-record 29-game home winning streak. His Bison teams posted a 84-20 (.807) record on their home court during his seven-year tenure as head coach.

The Bison won the Patriot League title and the top seed in the tournament in 2018-19 after sweeping second-seeded American and third-seeded Lehigh. Bucknell had its best offensive season in program history, setting program single-season records in points scored (2,462), field goals (875), 3-pointers (283) and assists (529).

Bucknell's four-straight postseason appearances is the best run in program history. Russell led the Bison to a 22-10 record in 2017-18, including a 15-3 mark in league play, finishing second in the standings. Bucknell accepted an invitation to the WNIT and played at West Virginia to cap the season.

### ROUSSELL YEAR-BY-YEAR RECORD

Year	Record	A-10	Finish	Postseason
23-24	20-4	10-1	-	-
22-23	21-11	8-6	5th	3-2
21-22	16-14	7-9	8th	0-1
20-21	13-9	9-6	6th	1-1
19-20	15-17	7-9	9th	1-1

**Richmond Total:** 85-55

**Atlantic 10 Total:** 43-33

**Career Coaching Record:** 397-177

### PROFILE

Hometown - Plymouth, Minn.

Education - B.A. Iowa '01

M.A. Minnesota State '04

### CAREER HIGHLIGHTS

- Led the Spiders to the WNIT for the first time since 2014-15 in the 2022-23 season.
- Led the Spiders to the A-10 Championship semifinal game for the first time since 2008-09.
- Budnik to A-10 Rookie of the Year honors in 2020-21
- Two-time Patriot League Coach of the Year
- Bucknell record for wins in a season (28-6 in 2018-19)
- First WNIT victory in Patriot League history (2016)
- Four straight national postseason appearances at Bucknell (NCAA - 2017, 2019, WNIT - 2016, 2018)
- Bucknell-record 29-game home winning streak
- Four straight 20-win seasons (2016-19)
- Guided Bucknell's Claire DeBoer to 2017 Patriot League Player of the Year and Tournament MVP honors

Russell had a banner year in 2016-17 as well for the Bison, leading the team to a 27-6 overall record and a 16-2 mark in Patriot League play. He won the Patriot League regular season and tournament titles in impressive fashion, while earning his second Patriot League Coach of the Year award. The Bison earned the No. 14 seed in the NCAA Tournament in 2017, facing off against third-seeded Maryland.

Bucknell's postseason run started in 2015-16 with a then program-record 25-8 overall record and a 17-1 league mark. The Bison tied for the Patriot League regular season crown and he earned his first league Coach of the Year honor. Bucknell was invited to the WNIT and won the program's and the Patriot League's first-ever postseason game with a victory at Akron, before falling to Michigan on the road in the second round.

Much of Russell's success at Bucknell was a result of his ability to quickly develop talent and meld it with the team's veteran players. Under this guidance, Bucknell earned three Patriot League Rookie of the Year award winners from 2014-16 and one of those student-athletes - Claire DeBoer - went on to earn Patriot League Player of the Year accolades in 2016-17.

Prior to his time at Bucknell, Russell spent eight years (2004-2012) as the highly successful head coach at the University of Chicago where he compiled a 161-50 (.763) record, including a 52-5 mark with a 43-game regular season winning streak over his last two seasons leading the Maroons.

In addition to their success on the hardwood, Russell's teams at the University of Chicago, one of the most prestigious academic institutions in the nation, have also excelled in the classroom. His 2010-11 team combined for a 3.36 grade-point average and in his last season, Taylor Simpson of Chicago was awarded the Jostens Trophy, given to the most outstanding Division III women's basketball student-athlete based on basketball ability, academic success and community service.

Prior to Russell's arrival at Chicago in September 2004, the Maroons had never appeared in the national rankings. But they were listed in the ESPN/WBCA and D3hoops.com top-25 polls in each of the last seven years under his tutelage. The program was ranked No. 1 in the nation in the ESPN/WBCA Coaches' Poll in 2006-07, and his 2011-12 team was ranked No. 2 for most of the campaign. Russell was the UAA Coach of the Year in 2008, 2011 and 2012, and he was the WBCA Regional Coach of the Year in 2011 and 2012.

Russell coached six of the top 1,000-point scorers in program history, he mentored 15 different all-conference performers in eight seasons and had players earn All-America honors in 2005, 2011 and 2012. His teams posted a higher victory total than the previous season in seven of his eight years at Chicago.

Russell is a 2001 graduate of the University of Iowa, where he double-majored in journalism/mass communications and political science. In 2002 he began a two-year stint as a graduate assistant women's basketball coach at Minnesota State. In addition to his coaching duties, he completed a master's degree in sports administration.

His first coaching experience came at the high school level, where he was the boys' varsity assistant coach and head JV coach at Breck High School in Minneapolis, Minn., in 2001-02.




## **ASSISTANT COACHES**



**JEANINE RADICE**  
**ASSISTANT COACH**  
FIFTH SEASON (FORDHAM '89)



**BRITTANY PINKNEY**  
**ASSISTANT COACH**  
FIFTH SEASON (VCU '08)



**JOHN STUDER**  
**ASSISTANT COACH**  
**PROGRAM MANAGEMENT**  
FIFTH SEASON (ILLINOIS '81)



**ARIEL STEPHENSON**  
**ASSISTANT COACH**  
FIRST SEASON (WAKE FOREST '19)



**ALEX LOUIN**  
**ASSISTANT COACH**  
**OPERATIONS**  
FIRST SEASON (VILLANOVA '18)



**AJ WAHL**  
**VIDEO COORDINATOR**  
FIRST SEASON (VILLANOVA '22)

## GAME-BY-GAME STATISTICS



## #0 VANARSDALE, Laren

Opponent	Date	GS	MIN	FG-FGA	PCT	3FG-3FGA	PCT	FT-FTA	PCT	OFF	DEF	TOT	AVG	PF	A	TO	BLK	STL	PTS	AVG
at Duke	11/06/2023		18:57	1-6	.167	0-3	.000	2-5	.400	0	0	0	0.0	2	1	3	0	1	4	4.0
Delaware St.	11/12/2023		14:39	5-8	.625	2-2	1.000	1-2	.500	0	0	0	0.0	0	3	0	0	1	13	8.5
at Gardner-Webb	11/15/2023		19:41	5-9	.556	0-1	.000	2-4	.500	0	4	4	1.3	1	0	1	1	0	12	9.7
American	11/18/2023		15:47	1-4	.250	0-0	.000	2-3	.667	2	1	3	1.8	2	3	1	0	0	4	8.3
vs Maine	11/24/2023		15:57	2-5	.400	0-0	.000	2-3	.667	0	4	4	2.2	1	2	0	0	4	6	7.8
at Drake	11/25/2023		10:05	1-3	.333	0-1	.000	2-4	.500	2	1	3	2.3	1	1	0	0	0	4	7.2
vs Louisiana Tech	11/26/2023		18:57	3-4	.750	2-3	.667	1-2	.500	0	1	1	2.1	0	3	1	0	0	9	7.4
at Villanova	11/30/2023		11:28	0-2	.000	0-1	.000	0-0	.000	1	0	1	2.0	3	0	1	0	1	0	6.5
Le Moyne	12/03/2023		16:13	1-6	.167	0-4	.000	0-0	.000	0	3	3	2.1	3	2	1	0	1	2	6.0
App State	12/10/2023		18:40	2-6	.333	0-2	.000	0-0	.000	0	2	2	2.1	1	3	1	0	1	4	5.8
Liberty	12/16/2023		17:55	1-6	.167	1-3	.333	1-2	.500	1	1	2	2.1	1	1	2	1	2	4	5.6
vs Michigan St.	12/20/2023		13:10	2-6	.333	2-5	.400	2-2	1.000	0	0	0	1.9	2	1	1	0	0	8	5.8
vs Chattanooga	12/21/2023		05:40	1-5	.200	1-5	.200	0-0	.000	0	0	0	1.8	0	1	0	0	0	3	5.6
at George Washington	12/30/2023		07:36	0-1	.000	0-0	.000	0-0	.000	0	1	1	1.7	0	0	0	0	2	0	5.2
VCU	01/03/2024		18:34	4-8	.500	0-2	.000	1-2	.500	0	2	2	1.7	1	0	1	0	1	9	5.5
at Saint Joseph's	01/06/2024		08:59	1-2	.500	0-0	.000	0-0	.000	0	0	0	1.6	2	0	0	0	0	2	5.3
Rhode Island	01/14/2024		07:51	0-2	.000	0-1	.000	2-2	1.000	1	0	1	1.6	1	1	2	0	0	2	5.1
at Davidson	01/17/2024		05:26	1-1	1.000	0-0	.000	1-2	.500	0	0	0	1.5	0	0	1	0	0	3	4.9
Dayton	01/20/2024		13:29	2-3	.667	0-0	.000	0-0	.000	1	2	3	1.6	0	2	0	0	0	4	4.9
at Duquesne	01/24/2024		13:10	2-3	.667	0-0	.000	1-2	.500	0	1	1	1.6	1	1	1	0	2	5	4.9
at Saint Louis	01/28/2024		13:58	0-0	.000	0-0	.000	0-0	.000	0	1	1	1.5	1	1	0	1	0	0	4.7
Fordham	02/03/2024		17:18	1-2	.500	0-0	.000	2-4	.500	0	0	0	1.5	3	4	0	0	0	4	4.6
at Rhode Island	02/07/2024		05:54	1-2	.500	0-0	.000	0-0	.000	0	1	1	1.4	0	1	0	0	0	2	4.5
<b>Totals</b>		<b>0</b>	<b>309:25</b>	<b>37-94</b>	<b>.394</b>	<b>8-33</b>	<b>.242</b>	<b>22-39</b>	<b>.564</b>	<b>8</b>	<b>25</b>	<b>33</b>	<b>1.4</b>	<b>26</b>	<b>31</b>	<b>17</b>	<b>3</b>	<b>16</b>	<b>104</b>	<b>4.5</b>

## Player Averages

Games Played	Minutes/game	Points/game	FG Pct	3FG Pct	FT Pct	Rebounds/game	Assists/game	Turnovers/game	Assist/Turnover ratio	Steals/game	Blocks/game
23	13.5	4.5	39.4	24.2	56.4	1.4	1.3	0.7	1.8	0.7	0.1

0

## LAREN VANARSDALE

## GRADUATE

## 5-3 / GUARD

## POWDER SPRINGS, GA.

## HILLGROVE HS

## TOP PERFORMANCES

## POINTS

Season ..... 13 vs Delaware State (11/12/23)  
 Career ..... 33 vs High Point (3/2/19)

## REBOUNDS

Season ..... 4 at Gardner-Webb (11/15/23)  
 Career ..... 8 vs Longwood (1/28/20)

## ASSISTS

Season ..... 4 at Fordham (2/3/24)  
 Career ..... 9 vs Mid-Atlantic Christian (11/7/22)

## BLOCKS

Season ..... 1 (3x, last at Saint Louis (1/28/24)  
 Career ..... 3 vs Towson (2/19/23)

## STEALS

Season ..... 4 vs Maine (11/24/23)  
 Career ..... 6 vs Mid-Atlantic Christian (11/7/22)

## FIELD GOALS MADE

Season ..... 5 at Gardner-Webb (11/15/23)  
 Career ..... 11 at Longwood (2/15/20)

## 3-POINT FIELD GOALS MADE

Season ..... 2 (3x last, vs Michigan State (12/20/23)  
 Career ..... 4 at Alabama (11/6/19)

## HAMPTON UNIV. (2022-23)

- Saw action in 17 games with 11 starts.
- Averaged 13.3 points per game along with 2.5 rebounds, 32.3 minutes and recorded 147 steals, six blocks and 240 assists.
- Shot 39.8% from the field, 30% from deep and 78.7% from the line.
- Recorded a season-high 27 points against Delaware 3/4.
- Saw a season-high 42 minutes of action against Richmond on 11/20.

## CAREER SUMMARY

SEASON	TEAM	GP-GS	MIN/AVG	FG-FGA	FG%	3FG-3FGA	3FG%	FT-FTA	FT%	OFF	DEF	TOT	AVG	PF-FO	A	TO	BLK	STL	PTS	AVG
2018-19	Hamp	30-30	1010/33.7	142-367	.387	50-150	.333	136-172	.791	23	70	93	3.1	96-3	89	101	1	60	470	15.7
2019-20	Hamp	29-29	1084/37.4	146-360	.406	30-108	.278	120-154	.779	22	55	77	2.7	76-1	100	105	1	56	442	15.2
2020-21	Hamp	5-4	76/15.2	8-27	.296	1-8	.125	8-12	.667	5	3	8	1.6	8-0	8	7	0	1	25	5.0
2022-23	Hamp	17-11	442/26.0	52-121	.430	10-37	.270	28-33	.848	2	23	25	1.5	44-1	43	45	4	30	142	8.4
2023-24	UR	23-0	309/13.5	37-94	.394	8-33	.242	22-39	.564	8	25	33	1.4	26-0	31	17	3	16	104	4.5
<b>TOTAL FOR UR</b>		<b>23-0</b>	<b>309/13.5</b>	<b>37-94</b>	<b>.394</b>	<b>8-33</b>	<b>.242</b>	<b>22-39</b>	<b>.564</b>	<b>8</b>	<b>25</b>	<b>33</b>	<b>1.4</b>	<b>26-0</b>	<b>31</b>	<b>17</b>	<b>3</b>	<b>16</b>	<b>104</b>	<b>4.5</b>
<b>TOTAL</b>		<b>104-74</b>	<b>2921/28.1</b>	<b>385-969</b>	<b>.397</b>	<b>99-336</b>	<b>.295</b>	<b>314-410</b>	<b>.766</b>	<b>60</b>	<b>176</b>	<b>236</b>	<b>2.3</b>	<b>250-5</b>	<b>271</b>	<b>275</b>	<b>9</b>	<b>163</b>	<b>1183</b>	<b>11.4</b>



1

# GRACE TOWNSEND

SENIOR

5-5 / GUARD

MIDLOTHIAN, VA.

JAMES RIVER

## TOP PERFORMANCES

### POINTS

Season ..... 26 (2x, last vs Rhode Island (1/14/24))  
Career ..... 26 (2x, last vs Rhode Island (1/14/24))

### REBOUNDS

Season ..... 8 (3x, last at Davidson (1/17/24))  
Career ..... 13 vs Fordham (2/23/22)

### ASSISTS

Season ..... 8 (2x, last at Gardner-Webb (11/15/23))  
Career ..... 11 at UMass (1/11/23)

### BLOCKS

Season ..... 1 (2x, last vs App State (12/10/23))  
Career ..... 1 (8x, last vs App State (12/10/23))

### STEALS

Season ..... 5 vs Delaware State (11/12/23)  
Career ..... 6 at Duquesne (2/16/22)

### FIELD GOALS MADE

Season ..... 10 at George Washington (12/30/23)  
Career .... 10 (2x, last at George Washington (12/30/23))

### 3-POINT FIELD GOALS MADE

Season ..... 5 vs VCU (1/3/24)  
Career ..... 5 vs VCU (1/3/24)

## #1 TOWNSEND, Grace

Opponent	Date	GS	MIN	Total		3-Pointers		Free throws		Rebounds				PF	A	TO	BLK	STL	PTS	AVG	
				FG-FGA	PCT	3FG-3FGA	PCT	FT-FTA	PCT	OFF	DEF	TOT	AVG								
at Duke	11/06/2023	*	26:35	2-7	.286	1-2	.500	0-0	.000	0	5	5	5.0	1	2	3	0	1	5	5.0	
Delaware St.	11/12/2023	*	24:21	4-8	.500	1-2	.500	2-2	1.000	2	3	5	5.0	1	8	1	0	5	11	8.0	
at Gardner-Webb	11/15/2023	*	28:14	6-8	.750	2-3	.667	4-5	.800	1	4	5	5.0	1	8	1	0	1	18	11.3	
American	11/18/2023	*	26:20	4-7	.571	0-2	.000	0-0	.000	1	2	3	4.5	0	3	1	0	1	8	10.5	
vs Maine	11/24/2023	*	28:09	4-11	.364	0-0	.000	4-5	.800	3	5	8	5.2	0	3	0	0	2	12	10.8	
at Drake	11/25/2023	*	37:43	5-9	.556	0-3	.000	1-2	.500	1	4	5	5.2	3	7	2	0	1	11	10.8	
vs Louisiana Tech	11/26/2023	*	15:19	1-2	.500	0-1	.000	2-2	1.000	0	2	2	4.7	0	4	0	0	0	4	9.9	
at Villanova	11/30/2023	*	37:53	5-11	.455	0-2	.000	1-1	1.000	1	7	8	5.1	4	6	1	0	1	11	10.0	
Le Moyne	12/03/2023	*	22:50	2-7	.286	0-3	.000	1-2	.500	0	2	2	4.8	1	5	2	1	1	5	9.4	
App State	12/10/2023	*	43:37	7-10	.700	0-1	.000	5-6	.833	3	4	7	5.0	2	3	5	1	2	19	10.4	
Liberty	12/16/2023	*	26:18	3-5	.600	0-0	.000	4-4	1.000	1	2	3	4.8	1	5	2	0	1	10	10.4	
vs Michigan St.	12/20/2023	*	35:38	5-9	.556	1-1	1.000	3-3	1.000	0	7	7	5.0	2	7	6	0	1	14	10.7	
vs Chattanooga	12/21/2023	*	22:45	2-11	.182	0-5	.000	5-6	.833	1	2	3	4.8	1	2	1	0	1	9	10.5	
at George Washington	12/30/2023	*	35:24	10-19	.526	1-4	.250	5-5	1.000	0	2	2	4.6	2	2	3	0	3	26	11.6	
VCU	01/03/2024	*	38:51	6-13	.462	5-8	.625	4-4	1.000	0	5	5	4.7	1	7	1	0	1	21	12.3	
at Saint Joseph's	01/06/2024	*	32:60	3-9	.333	0-2	.000	2-2	1.000	0	4	4	4.6	2	6	5	0	0	8	12.0	
Massachusetts	01/10/2024	*	30:30	3-6	.500	0-1	.000	4-5	.800	0	2	2	4.5	2	7	5	0	3	10	11.9	
Rhode Island	01/14/2024	*	39:27	9-17	.529	3-9	.333	5-7	.714	0	7	7	4.6	1	3	5	0	1	26	12.7	
at Davidson	01/17/2024	*	34:34	6-13	.462	2-4	.500	1-1	1.000	3	5	8	4.8	2	4	2	0	0	15	12.8	
Dayton	01/20/2024	*	24:16	5-9	.556	0-4	.000	0-0	.000	0	6	6	4.9	0	2	2	0	2	10	12.7	
at Duquesne	01/24/2024	*	34:39	4-8	.500	0-1	.000	3-5	.600	2	5	7	5.0	3	5	1	0	3	11	12.6	
at Saint Louis	01/28/2024	*	35:45	4-4	1.000	0-0	.000	8-11	.727	1	4	5	5.0	3	7	9	0	3	16	12.7	
Fordham	02/03/2024	*	29:11	4-9	.444	2-3	.667	6-6	1.000	0	7	7	5.0	1	6	0	0	2	16	12.9	
at Rhode Island	02/07/2024	*	32:42	3-8	.375	1-3	.333	2-2	1.000	1	3	4	5.0	3	4	3	0	0	9	12.7	
Totals			24	743:60	107-220	.486	19-64	.297	72-86	.837	21	99	120	5.0	37	116	61	2	36	305	12.7

## Player Averages

Games Played	Minutes/ game	Points/ game	FG Pct	3FG Pct	FT Pct	Rebounds/ game	Assists/ game	Turnovers/ game	Assist/Turnover ratio	Steals/ game	Blocks/ game
24	31.0	12.7	48.6	29.7	83.7	5.0	4.8	2.5	1.9	1.5	0.1

## 2023-24

- Posted a career-high 26 points at George Washington on 12/30/23.
- Netted a wide open layup against Rhode Island with 5:04 left in the game to become the 28th Spider to reach 1,000 career points.

## JUNIOR (2022-23)

- Led the Spiders in assists with 145.
- Led all players with eight rebounds against Liberty.
- Posted 13 points, eight rebounds and three assists in the 21-point win over Liberty.
- Dropped six dimes, four assists and six points against Mount St. Mary's.

## CAREER SUMMARY

SEASON TEAM	GP-GS	MIN/AVG	Field Goals		3-Point		F-Throws		Rebounds				Scoring	
			FG-FGA	FG%	3FG-3FGA	3FG%	FT-FTA	FT%	OFF	DEF	TOT	AVG	PF-FO	A
2020-21	UR	22-0	442/20.1	.415	11-25	.440	45-60	.750	17	60	77	3.5	35-0	73
2021-22	UR	30-29	942/31.4	.447	18-69	.261	77-99	.778	17	135	152	5.1	58-0	158
2022-23	UR	31-31	927/29.9	.480	17-45	.378	83-122	.680	13	145	158	5.1	57-1	145
2023-24	UR	24-24	744/31.0	.486	19-64	.297	72-86	.837	21	99	120	5.0	37-0	116
<b>TOTAL</b>		<b>107-84</b>	<b>3055/28.6</b>	<b>.463</b>	<b>65-203</b>	<b>.320</b>	<b>277-367</b>	<b>.755</b>	<b>68</b>	<b>439</b>	<b>507</b>	<b>4.7</b>	<b>187-1</b>	<b>492</b>
														<b>294</b>
														<b>9</b>
														<b>140</b>
														<b>1080</b>
														<b>10.1</b>

## GAME-BY-GAME STATISTICS



# 2

**2023-24**

- Will Miss 2023-24 season due to injury.

## ANNA CAMDEN

**GRADUATE**

**6-3 / FORWARD**

**DOWNTOWN, PA.**

**THE SHIPLEY SCHOOL**

### TOP PERFORMANCES

#### POINTS

Season .....  
Career ..... 18 at Iowa (2/18/21)

#### REBOUNDS

Season .....  
Career ..... 10 vs Youngstown St. (12/12/21)

#### ASSISTS

Season .....  
Career ..... 4 vs Bryant (11/18/22)

#### BLOCKS

Season .....  
Career ..... 7 at Michigan St. (2/21/22)

#### STEALS

Season .....  
Career ..... 4 vs Michigan (1/13/22)

#### FIELD GOALS MADE

Season .....  
Career ..... 8 at Iowa (2/18/21)

#### 3-POINT FIELD GOALS MADE

Season .....  
Career ..... 4 at Rutgers (3/2/21)

### CAREER SUMMARY

		Field Goals				3-Point		F-Throws		Rebounds				Scoring						
SEASON	TEAM	GP-GS	MIN/AVG	FG-FGA	FG%	3FG-3FGA	3FG%	FT-FTA	FT%	OFF	DEF	TOT	AVG	PF-FO	A	TO	BLK	STL	PTS	AVG
2019-20	PSU	30-8	492/16.4	52-136	.382	39-106	.368	5-6	.833	19	40	59	2.0	30-0	11	15	14	13	148	4.9
2020-21	PSU	24-23	584/24.3	72-181	.398	24-90	.267	18-21	.857	31	47	78	3.3	54-0	21	35	12	25	186	7.8
2021-22	PSU	29-20	660/22.8	68-176	.386	29-88	.330	11-15	.733	31	112	143	4.9	62-2	27	34	28	28	176	6.1
2022-23	PSU	28-7	396/14.1	25-88	.284	19-67	.284	4-6	.667	7	25	32	1.1	24-0	18	17	7	15	73	2.6
TOTAL FOR UR		0-0	0/0.0	0-0	.000	0-0	.000	0-0	.000	0	0	0	0.0	0-0	0	0	0	0	0	0.0
TOTAL		111-58	2132/19.2	217-581	.373	111-351	.316	38-48	.792	88	224	312	2.8	170-2	77	101	61	81	583	5.3



GAME-BY-GAME STATISTICS



4

2023-24

- Will Miss 2023-24 season due to injury.

**JADA  
GREEN**

**SOPHOMORE**

**6-1 / FORWARD**

**FORT LAUDERDALE, FLA.**

**ST. THOMAS AQUINAS HS**

**TOP PERFORMANCES**

**POINTS**

Season .....

Career .....

**REBOUNDS**

Season .....

Career .....

**ASSISTS**

Season .....

Career .....

**BLOCKS**

Season .....

Career .....

**STEALS**

Season .....

Career .....

**FIELD GOALS MADE**

Season .....

Career .....

**3-POINT FIELD GOALS MADE**

Season .....

Career .....

## GAME-BY-GAME STATISTICS



#10 MWANZA, Melissa

Opponent	Date	GS	MIN	Total FG-FGA	PCT	3-Pointers 3FG-3FGA	PCT	Free throws FT-FTA	PCT	Rebounds OFF DEF TOT AVG	PF	A	TO	BLK	STL	PTS	AVG
at Duke	11/06/2023		01:15	0-0	.000	0-0	.000	0-2	.000	1 1 2 2.0	0	0	0	0	0	0	0.0
Delaware St.	11/12/2023		05:10	2-3	.667	0-0	.000	0-0	.000	1 3 4 3.0	1	1	1	0	0	4	2.0
at Gardner-Webb	11/15/2023		01:48	0-0	.000	0-0	.000	2-2	1.000	0 1 1 2.3	0	0	0	0	0	2	2.0
American	11/18/2023		03:15	1-2	.500	0-0	.000	0-2	.000	2 1 3 2.5	2	0	0	0	0	2	2.0
vs Maine	11/24/2023		05:01	1-1	1.000	0-0	.000	1-2	.500	0 0 0 2.0	0	0	0	0	1	3	2.2
vs Louisiana Tech	11/26/2023		03:59	0-2	.000	0-0	.000	3-4	.750	2 1 3 2.2	0	0	0	0	1	3	2.3
Le Moyne	12/03/2023		02:47	0-1	.000	0-0	.000	0-0	.000	0 0 0 1.9	0	0	0	0	0	0	2.0
Liberty	12/16/2023		02:47	1-1	1.000	0-0	.000	1-2	.500	0 1 1 1.8	0	0	0	0	0	3	2.1
Dayton	01/20/2024		01:49	0-0	.000	0-0	.000	0-0	.000	0 0 0 1.6	2	0	0	0	0	0	1.9
Fordham	02/03/2024		00:40	0-0	.000	0-0	.000	0-0	.000	0 0 0 1.4	0	0	0	0	0	0	1.7
at Rhode Island	02/07/2024		01:22	0-1	.000	0-0	.000	1-2	.500	0 0 0 1.3	1	0	0	0	0	1	1.6
<b>Totals</b>		<b>0</b>	<b>29:53</b>	<b>5-11</b>	<b>.455</b>	<b>0-0</b>	<b>.000</b>	<b>8-16</b>	<b>.500</b>	<b>6 8 14 1.3</b>	<b>6</b>	<b>1</b>	<b>1</b>	<b>0</b>	<b>2</b>	<b>18</b>	<b>1.6</b>

Player Averages

Games Played	Minutes/game	Points/game	FG Pct	3FG Pct	FT Pct	Rebounds/game	Assists/game	Turnovers/game	Assist/Turnover ratio	Steals/game	Blocks/game
11	2.7	1.6	45.5	0.0	50.0	1.3	0.1	0.1	1.0	0.2	0.0

10

MELISSA  
MWANZA

FRESHMAN

6-2 / FORWARD

HARARE, ZIMBABWE

LIFE CHRISTIAN ACADEMY

## TOP PERFORMANCES

## POINTS

Season ..... 4 vs Delaware State (11/12/23)

Career ..... 4 vs Delaware State (11/12/23)

## REBOUNDS

Season ..... 4 vs Delaware State (11/12/23)

Career ..... 4 vs Delaware State (11/12/23)

## ASSISTS

Season ..... 1 vs Delaware State (11/12/23)

Career ..... 1 vs Delaware State (11/12/23)

## BLOCKS

Season .....

Career .....

## STEALS

Season ..... 1 (2x, last vs Louisiana Tech (11/26/23))

Career ..... 1 (2x, last vs Louisiana Tech (11/26/23))

## FIELD GOALS MADE

Season ..... 2 vs Delaware State (11/12/23)

Career ..... 2 vs Delaware State (11/12/23)

## 3-POINT FIELD GOALS MADE

Season .....

Career .....

## PRIOR TO RICHMOND

- Attended Life Christian Academy
- A Harare, Zimbabwe native, averaged 11 points and six rebounds per game as a junior at Life Christian Academy.
- Played with AAU team Cap City Ballerz.

## CAREER SUMMARY

SEASON	TEAM	GP-GS	MIN/AVG	Field Goals FG-FGA FG%	3-Point 3FG-3FGA 3FG%	F-Throws FT-FTA FT%	Rebounds OFF DEF TOT AVG	PF-FO	A	TO	BLK	STL	PTS	AVG
2023-24	UR	11-0	30/2.7	5-11 .455	0-0 .000	8-16 .500	6 8 14 1.3	6-0	1	1	0	2	18	1.6
<b>TOTAL</b>		<b>11-0</b>	<b>30/2.7</b>	<b>5-11 .455</b>	<b>0-0 .000</b>	<b>8-16 .500</b>	<b>6 8 14 1.3</b>	<b>6-0</b>	<b>1</b>	<b>1</b>	<b>0</b>	<b>2</b>	<b>18</b>	<b>1.6</b>

## GAME-BY-GAME STATISTICS



11

TORIN  
ROGERS

SOPHOMORE

6-1 / GUARD

BRASSTOWN, N.C.

MURPHY HS

## TOP PERFORMANCES

## POINTS

Season ..... 8 vs Delaware State (11/12/23)  
 Career ..... 9 vs Longwood (12/11/22)

## REBOUNDS

Season ..... 5 (2x, last vs American 11/18/23)  
 Career ..... 5 (2x, last vs American 11/18/23)

## ASSISTS

Season ..... 1 (3x, last at Duquesne (1/24/24))  
 Career ..... 2 (2x last, vs Saint Joseph's, 1/29/23)

## BLOCKS

Season ..... 1 vs American 11/18/23  
 Career ..... 1 (3x, last vs American 11/18/23)

## STEALS

Season ..... 1 (2x, last vs Massachusetts (1/10/24))  
 Career ..... 1 (4x, last vs Massachusetts (1/10/24))

## FIELD GOALS MADE

Season ..... 4 vs Delaware State (11/12/23)  
 Career ..... 4 (2x last, vs Delaware State (11/12/23))

## 3-POINT FIELD GOALS MADE

Season ..... 1 (2x, last at Saint Joseph's (1/6/24))  
 Career ..... 2 vs Longwood, 12/11/22

## #11 ROGERS, Torin

Opponent	Date	GS	MIN	Total		3-Pointers		Free throws		Rebounds				PF	A	TO	BLK	STL	PTS	AVG
				FG-FGA	PCT	3FG-3FGA	PCT	FT-FTA	PCT	OFF	DEF	TOT	AVG							
at Duke	11/06/2023		03:50	0-1	.000	0-1	.000	0-0	.000	0	0	0	0.0	0	0	0	0	0	0	0.0
Delaware St.	11/12/2023		14:35	4-8	.500	0-1	.000	0-0	.000	1	1	2	1.0	0	1	0	0	0	8	4.0
at Gardner-Webb	11/15/2023		11:30	1-4	.250	1-3	.333	0-0	.000	2	3	5	2.3	0	0	0	0	0	3	3.7
American	11/18/2023		15:16	1-3	.333	0-2	.000	2-2	1.000	1	4	5	3.0	2	0	1	1	0	4	3.8
at Drake	11/25/2023		01:15	0-1	.000	0-0	.000	0-0	.000	0	0	0	2.4	1	0	1	0	0	0	3.0
vs Louisiana Tech	11/26/2023		07:05	0-2	.000	0-2	.000	0-0	.000	0	0	0	2.0	2	0	1	0	0	0	2.5
Liberty	12/16/2023		05:07	0-1	.000	0-0	.000	0-0	.000	0	0	0	1.7	1	0	0	0	1	0	2.1
vs Michigan St.	12/20/2023		04:04	0-0	.000	0-0	.000	0-0	.000	0	0	0	1.5	0	0	0	0	0	0	1.9
vs Chattanooga	12/21/2023		04:00	1-1	1.000	0-0	.000	0-0	.000	0	0	0	1.3	0	0	0	0	0	2	1.9
at George Washington	12/30/2023		01:60	0-0	.000	0-0	.000	0-0	.000	0	0	0	1.2	0	0	0	0	0	0	1.7
VCU	01/03/2024		02:22	0-0	.000	0-0	.000	0-0	.000	0	0	0	1.1	1	1	0	0	0	0	1.5
at Saint Joseph's	01/06/2024		09:04	1-2	.500	1-2	.500	0-0	.000	0	0	0	1.0	1	0	0	0	0	3	1.7
Massachusetts	01/10/2024		07:38	1-3	.333	0-2	.000	2-2	1.000	1	3	4	1.2	0	0	0	0	1	4	1.8
Rhode Island	01/14/2024		02:08	0-2	.000	0-1	.000	0-0	.000	0	0	0	1.1	0	0	0	0	0	0	1.7
at Davidson	01/17/2024		02:39	0-0	.000	0-0	.000	0-0	.000	0	0	0	1.1	0	0	0	0	0	0	1.6
Dayton	01/20/2024		07:20	0-1	.000	0-0	.000	0-0	.000	0	0	0	1.0	1	0	0	0	0	0	1.5
at Duquesne	01/24/2024		02:56	0-0	.000	0-0	.000	0-0	.000	0	0	0	0.9	0	1	0	0	0	0	1.4
at Saint Louis	01/28/2024		04:03	0-0	.000	0-0	.000	0-0	.000	0	0	0	0.9	0	0	0	0	0	0	1.3
Fordham	02/03/2024		04:15	0-1	.000	0-0	.000	0-0	.000	0	0	0	0.8	0	0	0	0	0	0	1.3
at Rhode Island	02/07/2024		02:47	0-0	.000	0-0	.000	0-0	.000	0	1	1	0.9	0	0	0	0	0	0	1.2
<b>Totals</b>			<b>0</b>	<b>113:53</b>	<b>9-30</b>	<b>.300</b>	<b>2-14</b>	<b>.143</b>	<b>4-4</b>	<b>1.000</b>	<b>5</b>	<b>12</b>	<b>17</b>	<b>0.9</b>	<b>9</b>	<b>3</b>	<b>1</b>	<b>2</b>	<b>24</b>	<b>1.2</b>

## Player Averages

Games Played	Minutes/game	Points/game	FG Pct	3FG Pct	FT Pct	Rebounds/game	Assists/game	Turnovers/game	Assist/Turnover ratio	Steals/game	Blocks/game
20	5.7	1.2	30.0	14.3	100.0	0.9	0.2	0.2	1.0	0.1	0.1

## 2022-23

- Played in her first collegiate game at Liberty and collected a rebound
- Against Mount St. Mary's, grabbed three boards
- Posted a career-high nine points, three rebounds, two assists, a block and a steal against Longwood.
- Saw a career-high four free throws at UMass

## CAREER SUMMARY

## ROGERS, Torin

SEASON	TEAM	GP-GS	MIN/AVG	Field Goals		3-Point		F-Throws		Rebounds				Scoring			
				FG-FGA	FG%	3FG-3FGA	3FG%	FT-FTA	FT%	OFF	DEF	TOT	AVG	PF-FO	A	TO	BLK
2022-23	UR	25-0	152/6.1	10-30	.333	5-16	.313	8-17	.471	4	20	24	1.0	14-0	6	15	2
2023-24	UR	20-0	114/5.7	9-30	.300	2-14	.143	4-4	1.000	5	12	17	0.9	9-0	3	3	1

## GAME-BY-GAME STATISTICS



#14 SWEENEY, Ally

Opponent	Date	GS	MIN	Total		3-Pointers		Free throws		Rebounds			PF	A	TO	BLK	STL	PTS	AVG	
				FG-FGA	PCT	3FG-3FGA	PCT	FT-FTA	PCT	OFF	DEF	TOT								AVG
at Duke	11/06/2023		01:15	0-0	.000	0-0	.000	0-0	.000	0	0	0	0.0	0	0	0	0	0	0.0	
Delaware St.	11/12/2023		11:25	0-2	.000	0-1	.000	0-0	.000	0	1	1	0.5	0	3	0	1	0	0.0	
vs Maine	11/24/2023		09:54	0-0	.000	0-0	.000	0-0	.000	0	0	0	0.3	1	2	0	0	0	0.0	
vs Louisiana Tech	11/26/2023		16:05	0-4	.000	0-1	.000	0-0	.000	2	2	4	1.3	1	2	1	0	1	0	0.0
Le Moyne	12/03/2023		11:59	1-2	.500	1-2	.500	0-0	.000	0	1	1	1.2	0	1	0	0	3	0.6	
Liberty	12/16/2023		09:28	4-4	1.000	2-2	1.000	1-2	.500	0	0	0	1.0	0	1	0	0	11	2.3	
vs Chattanooga	12/21/2023		12:44	0-1	.000	0-0	.000	2-2	1.000	0	3	3	1.3	0	1	0	0	2	2.3	
at George Washington	12/30/2023		02:19	0-0	.000	0-0	.000	0-0	.000	0	0	0	1.1	0	0	0	0	0	2.0	
at Saint Joseph's	01/06/2024		01:16	0-0	.000	0-0	.000	0-0	.000	0	0	0	1.0	0	0	0	0	0	1.8	
Massachusetts	01/10/2024		12:55	1-2	.500	0-1	.000	0-0	.000	0	1	1	1.0	1	2	1	0	0	2	1.8
Dayton	01/20/2024		06:13	1-2	.500	0-1	.000	0-0	.000	0	0	0	0.9	0	0	0	0	0	2	1.8
at Duquesne	01/24/2024		00:25	0-0	.000	0-0	.000	0-0	.000	0	0	0	0.8	0	0	0	0	0	1.7	
at Saint Louis	01/28/2024		00:47	0-0	.000	0-0	.000	0-0	.000	0	0	0	0.8	0	0	0	0	0	1.5	
Fordham	02/03/2024		01:46	1-1	1.000	0-0	.000	0-0	.000	0	1	1	0.8	0	0	1	0	0	2	1.6
at Rhode Island	02/07/2024		01:24	0-0	.000	0-0	.000	0-0	.000	0	0	0	0.7	0	0	0	0	0	1.5	
Totals		0	99:55	8-18	.444	3-8	.375	3-4	.750	2	9	11	0.7	3	12	3	0	2	22	1.5

## Player Averages

Games Played	Minutes/game	Points/game	FG Pct	3FG Pct	FT Pct	Rebounds/game	Assists/game	Turnovers/game	Assist/Turnover ratio	Steals/game	Blocks/game
15	6.7	1.5	44.4	37.5	75.0	0.7	0.8	0.2	4.0	0.1	0.0

14

ALLY  
SWEENEY

FRESHMAN

5-6 / GUARD

SPARTA, N.J.

SPARTA HS

## TOP PERFORMANCES

## POINTS

Season .....11 vs Liberty (12/16/23)  
 Career .....11 vs Liberty (12/16/23)

## REBOUNDS

Season .....4 vs Louisiana Tech (11/26/23)  
 Career .....4 vs Louisiana Tech (11/26/23)

## ASSISTS

Season .....3 vs Delaware State (11/12/23)  
 Career .....3 vs Delaware State (11/12/23)

## BLOCKS

Season .....  
 Career .....

## STEALS

Season .....1 (2x, last vs Louisiana Tech (11/26/23))  
 Career .....1 (2x, last vs Louisiana Tech (11/26/23))

## FIELD GOALS MADE

Season .....4 vs Liberty (12/16/23)  
 Career .....4 vs Liberty (12/16/23)

## 3-POINT FIELD GOALS MADE

Season .....2 vs Liberty (12/16/23)  
 Career .....2 vs Liberty (12/16/23)

## 2023-24

- Named A-10 Rookie of the Week (12/18/23)

## PRIOR TO RICHMOND

- Attended Sparta HS  
 - Named McDonalds All-American nominee  
 - Was a four-year starter for SHS  
 - Led her squad to a State Championship in 2021 and 2022, as well as three-straight league and county championship titles  
 - 3x All-League and All-County selection and Sparta High team MVP, while twice serving as team captain.

## CAREER SUMMARY

				Field Goals		3-Point		F-Throws		Rebounds						Scoring				
SEASON	TEAM	GP-GS	MIN/AVG	FG-FGA	FG%	3FG-3FGA	3FG%	FT-FTA	FT%	OFF	DEF	TOT	AVG	PF-FO	A	TO	BLK	STL	PTS	AVG
2023-24	UR	15-0	100/6.7	8-18	.444	3-8	.375	3-4	.750	2	9	11	0.7	3-0	12	3	0	2	22	1.5
TOTAL		15-0	100/6.7	8-18	.444	3-8	.375	3-4	.750	2	9	11	0.7	3-0	12	3	0	2	22	1.5



## GAME-BY-GAME STATISTICS



20

ADDIE  
BUDNIK

SENIOR

6-2 / FORWARD

HIGHLAND PARK, ILL.

HIGHLAND PARK HS

## TOP PERFORMANCES

## POINTS

Season ..... 21 at Saint Louis (1/28/24)  
 Career ..... 28 vs Tarleton State (12/21/22)

## REBOUNDS

Season ..... 11 vs American 11/18/23  
 Career ..... 13 vs Longwood (12/11/22)

## ASSISTS

Season ..... 6 (2x, last vs Chattanooga (12/21/23)  
 Career ..... 6 (4x last, vs Chattanooga (12/21/23)

## BLOCKS

Season ..... 6 (2x, last at Rhode Island (2/7/24)  
 Career ..... 7 (2x, last vs. UMBC, 11/21/21)

## STEALS

Season ..... 2 vs American 11/18/23  
 Career ..... 4 (3x, last at Elon, 12/15/22)

## FIELD GOALS MADE

Season ..... 7 (2x, last at Saint Louis (1/28/24)  
 Career ..... 12 vs Tarleton State (12/21/22)

## 3-POINT FIELD GOALS MADE

Season ..... 4 vs Louisiana Tech (11/26/23)  
 Career ..... 7 at UMass (2/1/23)

#20 BUDNIK, Addie

Opponent	Date	GS	MIN	Total		3-Pointers		Free throws		Rebounds		PF	A	TO	BLK	STL	PTS	AVG			
				FG-FGA	PCT	3FG-3FGA	PCT	FT-FTA	PCT	OFF	DEF								TOT	AVG	
at Duke	11/06/2023	*	37:01	7-14	.500	3-7	.429	0-0	.000	5	1	6	6.0	2	0	2	1	0	17	17.0	
Delaware St.	11/12/2023	*	18:53	4-6	.667	2-3	.667	0-0	.000	0	1	1	3.5	3	1	2	0	0	10	13.5	
at Gardner-Webb	11/15/2023	*	28:14	1-8	.125	0-5	.000	0-0	.000	4	2	6	4.3	2	4	1	2	0	2	9.7	
American	11/18/2023	*	22:28	3-11	.273	2-5	.400	0-0	.000	6	5	11	6.0	0	2	1	1	2	8	9.3	
vs Maine	11/24/2023	*	26:52	6-10	.600	0-1	.000	1-2	.500	1	2	3	5.4	1	3	1	3	0	13	10.0	
at Drake	11/25/2023	*	28:10	6-13	.462	3-7	.429	2-2	1.000	1	5	6	5.5	3	0	2	1	1	17	11.2	
vs Louisiana Tech	11/26/2023	*	19:54	4-7	.571	4-6	.667	0-0	.000	0	4	4	5.3	2	6	1	0	0	12	11.3	
at Villanova	11/30/2023	*	30:54	5-8	.625	3-4	.750	0-0	.000	3	0	3	5.0	4	0	4	3	0	13	11.5	
Le Moyne	12/03/2023	*	24:30	3-3	1.000	1-1	1.000	6-6	1.000	2	5	7	5.2	0	3	2	3	0	13	11.7	
App State	12/10/2023	*	34:16	1-7	.143	1-4	.250	0-0	.000	2	3	5	5.2	2	3	4	4	1	3	10.8	
Liberty	12/16/2023	*	23:07	4-13	.308	2-9	.222	4-4	1.000	0	0	0	4.7	3	5	1	2	0	14	11.1	
vs Michigan St.	12/20/2023	*	37:52	6-17	.353	3-11	.273	2-2	1.000	2	2	4	4.7	2	3	4	4	1	17	11.6	
vs Chattanooga	12/21/2023	*	36:46	2-4	.500	1-3	.333	5-5	1.000	1	4	5	4.7	1	6	0	1	0	10	11.5	
at George Washington	12/30/2023	*	31:31	1-2	.500	1-1	1.000	5-6	.833	1	2	3	4.6	2	1	3	4	1	8	11.2	
VCU	01/03/2024	*	31:18	4-8	.500	2-6	.333	2-2	1.000	0	2	2	4.4	2	1	1	2	0	12	11.3	
at Saint Joseph's	01/06/2024	*	38:14	6-12	.500	2-5	.400	2-2	1.000	0	3	3	4.3	0	1	2	2	1	16	11.6	
Massachusetts	01/10/2024	*	37:59	6-11	.545	2-4	.500	2-5	.400	1	2	3	4.2	3	2	2	4	1	16	11.8	
Rhode Island	01/14/2024	*	33:57	0-2	.000	0-1	.000	2-2	1.000	1	1	2	4.1	1	2	2	2	1	0	2	11.3
at Davidson	01/17/2024	*	40:00	2-8	.250	1-3	.333	2-2	1.000	1	1	2	4.0	3	3	3	5	0	7	11.1	
Dayton	01/20/2024	*	27:10	5-10	.500	3-6	.500	3-3	1.000	1	0	1	3.9	2	1	3	4	0	16	11.3	
at Duquesne	01/24/2024	*	35:32	4-13	.308	0-8	.000	2-2	1.000	1	2	3	3.8	4	4	3	0	4	10	11.2	
at Saint Louis	01/28/2024	*	37:15	7-10	.700	3-5	.600	4-5	.800	0	3	3	3.8	4	1	3	6	0	21	11.7	
Fordham	02/03/2024	*	31:10	4-4	1.000	1-1	1.000	1-2	.500	0	2	2	3.7	0	4	1	3	1	10	11.6	
at Rhode Island	02/07/2024	*	34:27	3-5	.600	2-4	.500	2-2	1.000	0	6	6	3.8	2	2	3	6	0	10	11.5	
Totals			24	747:32	94-206	.456	42-110	.382	47-54	.870	33	58	91	3.8	48	58	51	62	13	277	11.1

Player Averages

Games Played	Minutes/ game	Points/ game	FG Pct	3FG Pct	FT Pct	Rebounds/ game	Assists/ game	Turnovers/ game	Assist/Turnover ratio	Steals/ game	Blocks/ game
24	31.1	11.5	45.6	38.2	87.0	3.8	2.4	2.1	1.1	0.5	2.6

## 2022-23

- Named to VaSID Academic All-State Team  
 - Named to A-10 All-Academic Team  
 - Named to A-10 All-Conference Second Team  
 - Named to A-10 All-Championship Team  
 - Hit the buzzer-beater three-pointer for the win over Ball State and posted career-high 28 points on near perfect shooting from the field against Tarleton State at the Puerto Rico Classico.  
 - Named A-10 Player of the Week for the first time after posting a double-double against Longwood  
 - Preseason A-10 First-Team selection  
 - Named to the 2023 Becky Hammon Mid-Major Player of the Year Watch List  
 Opened the season posting 21 points, two points shy of a career high, seven rebounds, and three assists at Liberty

## CAREER SUMMARY

SEASON TEAM	GP-GS	MIN/AVG	Field Goals		3-Point		F-Throws		Rebounds		PF-FO		A		TO		BLK		STL		Scoring	
			FG-FGA	FG%	3FG-3FGA	3FG%	FT-FTA	FT%	OFF	DEF	TOT	AVG	A	TO	BLK	STL	PTS	AVG				
2020-21 UR	22-18	753/34.2	94-194	.485	22-68	.324	40-45	.889	32	79	111	5.0	43-0	41	48	65	15	250	11.4			
2021-22 UR	30-29	1010/33.7	155-311	.498	43-119	.361	54-80	.675	56	120	176	5.9	59-0	66	60	77	21	407	13.6			
2022-23 UR	32-32	1037/32.4	164-340	.482	49-127	.386	72-88	.818	49	126	175	5.5	55-1	76	75	61	33	449	14.0			
2023-24 UR	24-24	748/31.1	94-206	.456	42-110	.382	47-54	.870	33	58	91	3.8	48-0	58	51	62	13	277	11.5			
TOTAL	108-103	3548/32.9	507-1051	.482	156-424	.368	213-267	.798	170	383	553	5.1	205-1	241	234	265	82	1383	12.8			

## GAME-BY-GAME STATISTICS



#21 LEWANDOWSKI, Kylee

Opponent	Date	GS	MIN	Total		3-Pointers		Free throws		Rebounds				PF	A	TO	BLK	STL	PTS	AVG	
				FG-FGA	PCT	3FG-3FGA	PCT	FT-FTA	PCT	OFF	DEF	TOT	AVG								
at Duke	11/06/2023		02:47	0-1	.000	0-1	.000	0-0	.000	0	0	0	0.0	0	0	1	1	1	0	0.0	
Delaware St.	11/12/2023		10:08	1-4	.250	0-3	.000	0-0	.000	0	0	0	0.0	1	2	0	1	0	2	1.0	
at Gardner-Webb	11/15/2023		01:48	0-0	.000	0-0	.000	0-0	.000	0	0	0	0.0	1	1	0	0	0	0	0.7	
American	11/18/2023		09:35	1-2	.500	0-0	.000	0-0	.000	0	1	1	0.3	1	1	0	0	1	2	1.0	
vs Maine	11/24/2023		05:01	1-2	.500	1-2	.500	2-2	1.000	0	0	0	0.2	0	0	0	0	0	5	1.8	
vs Louisiana Tech	11/26/2023		11:14	2-4	.500	2-3	.667	0-0	.000	0	1	1	0.3	0	0	1	0	0	6	2.5	
Le Moyne	12/03/2023		09:23	3-3	1.000	2-2	1.000	0-0	.000	0	2	2	0.6	0	0	0	0	2	8	3.3	
Liberty	12/16/2023		07:22	0-0	.000	0-0	.000	0-0	.000	1	2	3	0.9	2	0	0	0	2	0	2.9	
vs Chattanooga	12/21/2023		03:30	0-0	.000	0-0	.000	0-0	.000	0	0	0	0.8	0	0	0	0	0	0	2.6	
Dayton	01/20/2024		07:26	2-2	1.000	1-1	1.000	0-0	.000	0	1	1	0.8	0	1	1	0	0	5	2.8	
at Duquesne	01/24/2024		01:05	0-0	.000	0-0	.000	0-0	.000	0	0	0	0.7	0	0	0	0	0	0	2.5	
Fordham	02/03/2024		01:46	1-1	1.000	1-1	1.000	0-0	.000	0	1	1	0.8	0	0	0	0	0	3	2.6	
at Rhode Island	02/07/2024		01:24	0-1	.000	0-0	.000	0-0	.000	1	0	1	0.8	0	0	0	0	0	0	2.4	
Totals			0	72:29	11-20	.550	7-13	.538	2-2	1.000	2	8	10	0.8	5	5	3	2	6	31	2.4

## Player Averages

Games Played	Minutes/game	Points/game	FG Pct	3FG Pct	FT Pct	Rebounds/game	Assists/game	Turnovers/game	Assist/Turnover ratio	Steals/game	Blocks/game
13	5.6	2.4	55.0	53.8	100.0	0.8	0.4	0.2	1.7	0.5	0.2

21

# KYLEE LEWANDOWSKI

SENIOR

6-1 / GUARD

PITTSBURGH, PA.

NORTH CATHOLIC HS

## TOP PERFORMANCES

## POINTS

Season ..... 8 vs Le Moyne (12/3/23)  
 Career ..... 10 (vs Longwood (12/11/22))

## REBOUNDS

Season ..... 3 vs Liberty (12/16/23)  
 Career ..... 11 at Hampton (11/13/21)

## ASSISTS

Season ..... 2 vs Delaware State (11/12/23)  
 Career ..... 2 at Ohio (12/4/21)

## BLOCKS

Season ..... 1 (2x last, vs Delaware State (11/12/23))  
 Career ..... 1 (6x, last vs Delaware State (11/12/23))

## STEALS

Season ..... 2 (2x, last vs Liberty (12/16/23))  
 Career ..... 2 (5x, last vs Liberty (12/16/23))

## FIELD GOALS MADE

Season ..... 3 vs Le Moyne (12/3/23)  
 Career ..... 4 vs Longwood (12/11/22)

## 3-POINT FIELD GOALS MADE

Season ..... 2 vs Le Moyne (12/3/23)  
 Career ..... 2 (7x, last vs Louisiana Tech (11/26/23))

## 2022-23

- Collected two rebounds against Mount St. Mary's
- Scored four points, including two from the free throw line, against Idaho
- Tallied a career-high 10 points, with two three pointers, and the second marking the Spiders new program record 18th three-pointers inside the Robins Center against Longwood.

## CAREER SUMMARY

			Field Goals		3-Point		F-Throws		Rebounds							Scoring				
SEASON	TEAM	GP-GS	MIN/AVG	FG-FGA	FG%	3FG-3FGA	3FG%	FT-FTA	FT%	OFF	DEF	TOT	AVG	PF-FO	A	TO	BLK	STL	PTS	AVG
2020-21	UR	10-0	48/4.8	3-14	.214	2-8	.250	2-2	1.000	2	12	14	1.4	3-0	2	3	0	4	10	1.0
2021-22	UR	24-0	218/9.1	24-72	.333	18-56	.321	1-6	.167	3	36	39	1.6	9-0	6	8	4	3	67	2.8
2022-23	UR	22-0	71/3.2	6-21	.286	3-15	.200	3-4	.750	0	10	10	0.5	4-0	1	4	3	4	18	0.8
2023-24	UR	13-0	72/5.6	11-20	.550	7-13	.538	2-2	1.000	2	8	10	0.8	5-0	5	3	2	6	31	2.4
TOTAL		69-0	409/5.9	44-127	.346	30-92	.326	8-14	.571	7	66	73	1.1	21-0	14	18	9	17	126	1.8

## GAME-BY-GAME STATISTICS



22

RACHEL  
ULLSTROM

SOPHOMORE

6-1 / GUARD

AUBURN, MASS.

MARIANAPOLIS PREP

## TOP PERFORMANCES

## POINTS

Season ..... 26 vs Massachusetts (1/10/24)  
 Career ..... 26 (2x, last vs Massachusetts (1/10/24))

## REBOUNDS

Season ..... 9 vs Dayton (1/20/24)  
 Career ..... 9 vs Dayton (1/20/24)

## ASSISTS

Season ..... 2 (2x, last vs Massachusetts (1/10/24))  
 Career ..... 4 vs Ball State (12/20/22)

## BLOCKS

Season ..... 1 (8, last at Saint Louis (1/28/24))  
 Career ..... 1 (8x, last at Saint Louis (1/28/24))

## STEALS

Season ..... 3 (2x, last at GW (12/30/23))  
 Career ..... 3 (3x, last at GW (12/30/23))

## FIELD GOALS MADE

Season ..... 9 vs VCU (1/3/24)  
 Career ..... 9 vs VCU (1/3/24)

## 3-POINT FIELD GOALS MADE

Season ..... 6 vs Massachusetts (1/10/24)  
 Career ..... 6 vs Massachusetts (1/10/24)

#22 ULLSTROM, Rachel

Opponent	Date	GS	MIN	Total		3-Pointers		Free throws		Rebounds			PF	A	TO	BLK	STL	PTS	AVG		
				FG-FGA	PCT	3FG-3FGA	PCT	FT-FTA	PCT	OFF	DEF	TOT								AVG	
at Duke	11/06/2023		27:34	4-8	.500	2-3	.667	1-2	.500	1	0	1	1.0	1	0	1	0	2	11	11.0	
Delaware St.	11/12/2023		15:43	3-4	.750	2-3	.667	2-4	.500	2	3	5	3.0	1	0	2	1	2	10	10.5	
at Gardner-Webb	11/15/2023		15:49	4-11	.364	1-6	.167	0-0	.000	0	1	1	2.3	1	0	0	0	9	10.0		
American	11/18/2023		21:35	5-7	.714	3-4	.750	0-0	.000	1	3	4	2.8	1	0	0	0	2	13	10.8	
vs Maine	11/24/2023		19:54	2-5	.400	0-1	.000	2-2	1.000	0	3	3	2.8	2	0	0	0	1	6	9.8	
at Drake	11/25/2023		24:43	3-7	.429	3-6	.500	0-0	.000	0	3	3	2.8	4	0	2	0	0	9	9.7	
vs Louisiana Tech	11/26/2023		25:06	6-9	.667	3-6	.500	0-0	.000	0	4	4	3.0	0	1	0	0	1	15	10.4	
at Villanova	11/30/2023		25:44	2-7	.286	2-5	.400	0-0	.000	2	3	5	3.3	2	1	4	0	2	6	9.9	
Le Moyne	12/03/2023		21:11	3-8	.375	0-4	.000	1-1	1.000	2	3	5	3.4	1	0	0	0	1	7	9.6	
App State	12/10/2023		33:57	3-8	.375	0-2	.000	10-11	.909	1	7	8	3.9	1	2	2	1	1	16	10.2	
Liberty	12/16/2023		15:08	4-5	.800	3-4	.750	2-2	1.000	1	6	7	4.2	0	0	2	1	2	13	10.5	
vs Michigan St.	12/20/2023		25:05	5-8	.625	1-4	.250	3-3	1.000	2	4	6	4.3	1	0	2	1	2	14	10.8	
vs Chattanooga	12/21/2023		32:47	6-10	.600	3-6	.500	0-0	.000	0	6	6	4.5	3	1	1	1	3	15	11.1	
at George Washington	12/30/2023		30:48	2-7	.286	1-3	.333	2-4	.500	2	1	3	4.4	0	1	0	1	3	7	10.8	
VCU	01/03/2024		31:39	9-12	.750	2-4	.500	0-0	.000	0	3	3	4.3	0	0	1	1	0	20	11.4	
at Saint Joseph's	01/06/2024		26:38	2-4	.500	2-3	.667	3-4	.750	2	2	4	4.3	1	0	1	0	0	9	11.3	
Massachusetts	01/10/2024		30:05	8-13	.615	6-11	.545	4-4	1.000	0	6	6	4.4	0	2	2	0	0	26	12.1	
Rhode Island	01/14/2024		13:40	0-3	.000	0-2	.000	0-0	.000	4	3	7	4.5	1	0	1	0	0	0	11.4	
at Davidson	01/17/2024		21:45	4-7	.571	2-5	.400	0-0	.000	1	3	4	4.5	1	1	0	0	1	10	11.4	
Dayton	01/20/2024		27:18	5-14	.357	1-8	.125	0-0	.000	3	6	9	4.7	2	0	1	1	1	11	11.4	
at Duquesne	01/24/2024		21:56	3-10	.300	1-6	.167	2-3	.667	0	3	3	4.6	3	0	1	0	0	9	11.2	
at Saint Louis	01/28/2024		25:47	5-8	.625	3-5	.600	2-2	1.000	0	6	6	4.7	2	0	3	1	1	15	11.4	
Fordham	02/03/2024		25:13	7-10	.700	4-7	.571	0-0	.000	0	3	3	4.6	2	1	2	0	0	18	11.7	
at Rhode Island	02/07/2024		17:00	3-5	.600	1-2	.500	2-2	1.000	0	4	4	4.6	1	1	1	0	1	9	11.6	
Totals			0	576:03	98-190	.516	46-110	.418	36-44	.818	24	86	110	4.6	31	11	29	9	26	278	11.6

## Player Averages

Games Played	Minutes/game	Points/game	FG Pct	3FG Pct	FT Pct	Rebounds/game	Assists/game	Turnovers/game	Assist/Turnover ratio	Steals/game	Blocks/game
24	24.0	11.6	51.6	41.8	81.8	4.6	0.5	1.2	0.4	1.1	0.4

## 2023-24

- Posted a career-high nine rebounds vs Dayton (1/20/24)
- Matched a career-high 26 points against Massachusetts (1/10/24)

## 2022-23

- Named A-10 Rookie of the Week after leading all scorers with a career-high 26 points against Longwood
- Tallied her first collegiate points against Mount St. Mary's, chipping in 13 points, five rebounds and three steals in the win.
- Collected a season-high seven rebounds against Hampton.
- Logged a season-high 27 minutes against UMass on 3/4/23

## CAREER SUMMARY

				Field Goals		3-Point		F-Throws		Rebounds								Scoring			
SEASON	TEAM	GP-GS	MIN/AVG	FG-FGA	FG%	3FG-3FGA	3FG%	FT-FTA	FT%	OFF	DEF	TOT	AVG	PF-FO	A	TO	BLK	STL	PTS	AVG	
2022-23	UR	32-0	554/17.3	78-164	.476	28-80	.350	21-27	.778	31	72	103	3.2	21-0	16	17	3	25	205	6.4	
2023-24	UR	24-0	576/24.0	98-190	.516	46-110	.418	36-44	.818	24	86	110	4.6	31-0	11	29	9	26	278	11.6	
TOTAL		56-0	1130/20.2	176-354	.497	74-190	.389	57-71	.803	55	158	213	3.8	52-0	27	46	12	51	483	8.6	



# 23

## COURTNEY SWIDER

**FRESHMAN**

**6-4 / FORWARD**

**PORTSMOUTH, R.I.**

**TABOR ACADEMY**

### TOP PERFORMANCES

#### POINTS

Season ..... 3 vs Delaware State (11/12/23)

Career ..... 3 vs Delaware State (11/12/23)

#### REBOUNDS

Season ..... 1 (4x, last vs Liberty (12/16/23)

Career ..... 1 (4x, last vs Liberty (12/16/23)

#### ASSISTS

Season ..... 1 vs Delaware State (11/12/23)

Career ..... 1 vs Delaware State (11/12/23)

#### BLOCKS

Season ..... 1 (2x, last vs Le Moyne (12/3/23)

Career ..... 1 (2x, last vs Le Moyne (12/3/23)

#### STEALS

Season ..... 1 vs American 11/18/23

Career ..... 1 vs American 11/18/23

#### FIELD GOALS MADE

Season ..... 1 (2x, last vs Louisiana Tech (11/26/23)

Career ..... 1 (2x, last vs Louisiana Tech (11/26/23)

#### 3-POINT FIELD GOALS MADE

Season ..... 1 vs Delaware State (11/12/23)

Career ..... 1 vs Delaware State (11/12/23)

## GAME-BY-GAME STATISTICS

### #23 SWIDER, Courtney

Opponent	Date	GS	MIN	Total FG-FGA PCT	3-Pointers 3FG-3FGA PCT	Free throws FT-FTA PCT	Rebounds OFF DEF TOT AVG	PF	A	TO	BLK	STL	PTS	AVG
at Duke	11/06/2023		01:15	0-0 .000	0-0 .000	0-0 .000	0 0 0 0.0	0	0	0	0	0	0	0.0
Delaware St.	11/12/2023		05:45	1-2 .500	1-2 .500	0-0 .000	1 0 1 0.5	1	1	1	0	0	3	1.5
at Gardner-Webb	11/15/2023		01:48	0-0 .000	0-0 .000	0-0 .000	0 0 0 0.3	0	0	0	0	0	0	1.0
American	11/18/2023		04:59	0-3 .000	0-3 .000	0-0 .000	0 0 0 0.3	1	0	1	1	1	0	0.8
vs Maine	11/24/2023		04:18	0-0 .000	0-0 .000	0-0 .000	0 1 1 0.4	0	0	0	0	0	0	0.6
vs Louisiana Tech	11/26/2023		08:30	1-2 .500	0-0 .000	0-0 .000	1 0 1 0.5	0	0	0	0	0	2	0.8
Le Moyne	12/03/2023		03:52	0-1 .000	0-1 .000	0-0 .000	0 1 1 0.6	0	0	0	0	1	0	0.7
Liberty	12/16/2023		03:10	0-1 .000	0-0 .000	0-0 .000	1 0 1 0.6	1	0	0	0	0	0	0.6
Dayton	01/20/2024		03:03	0-0 .000	0-0 .000	0-0 .000	0 0 0 0.6	0	0	1	0	0	0	0.6
Fordham	02/03/2024		00:40	0-0 .000	0-0 .000	0-0 .000	0 0 0 0.5	0	1	0	0	0	0	0.5
at Rhode Island	02/07/2024		01:24	0-0 .000	0-0 .000	0-0 .000	0 0 0 0.5	0	0	0	0	0	0	0.5
<b>Totals</b>		<b>0</b>	<b>38:44</b>	<b>2-9 .222</b>	<b>1-6 .167</b>	<b>0-0 .000</b>	<b>3 2 5 0.5</b>	<b>3</b>	<b>2</b>	<b>2</b>	<b>2</b>	<b>1</b>	<b>5</b>	<b>0.5</b>

### Player Averages

Games Played	Minutes/game	Points/game	FG Pct	3FG Pct	FT Pct	Rebounds/game	Assists/game	Turnovers/game	Assist/Turnover ratio	Steals/game	Blocks/game
11	3.5	0.5	22.2	16.7	0.0	0.5	0.2	0.2	1.0	0.1	0.2

### PRIOR TO RICHMOND

- Helped Tabor Academy to a NEPSAC Class AA Championship.
- From a basketball family, both her parents played college basketball, her mother at University of New Hampshire and her father at Fordham University.
- Her brother Cole is a player on the Miami Heat and her sister Kylie is a player on the Villanova Women's Basketball team.
- Also played volleyball at Tabor Academy.

### CAREER SUMMARY

		Field Goals			3-Point		F-Throws		Rebounds						Scoring					
SEASON	TEAM	GP-GS	MIN/AVG	FG-FGA	FG%	3FG-3FGA	3FG%	FT-FTA	FT%	OFF	DEF	TOT	AVG	PF-FO	A	TO	BLK	STL	PTS	AVG
2023-24	UR	11-0	39/3.5	2-9	.222	1-6	.167	0-0	.000	3	2	5	0.5	3-0	2	2	2	1	5	0.5
TOTAL		11-0	39/3.5	2-9	.222	1-6	.167	0-0	.000	3	2	5	0.5	3-0	2	2	2	1	5	0.5



## GAME-BY-GAME STATISTICS

## #24 PARKER, Faye

Opponent	Date	GS	MIN	Total		3-Pointers		Free throws		Rebounds				PF	A	TO	BLK	STL	PTS	AVG
				FG-FGA	PCT	3FG-3FGA	PCT	FT-FTA	PCT	OFF	DEF	TOT	AVG							
at Duke	11/06/2023		03:01	0-0	.000	0-0	.000	0-0	.000	0	0	0	0.0	3	0	2	0	0	0	0.0
Delaware St.	11/12/2023		16:49	3-4	.750	0-0	.000	0-0	.000	1	2	3	1.5	1	0	1	3	0	6	3.0
at Gardner-Webb	11/15/2023		06:51	0-0	.000	0-0	.000	0-0	.000	0	1	1	1.3	2	2	1	0	1	0	2.0
American	11/18/2023		09:47	0-0	.000	0-0	.000	1-2	.500	0	1	1	1.3	4	1	1	0	0	1	1.8
vs Maine	11/24/2023		09:55	0-1	.000	0-0	.000	0-0	.000	0	0	0	1.0	2	1	0	1	0	0	1.4
at Drake	11/25/2023		02:01	0-1	.000	0-1	.000	0-0	.000	0	0	0	0.8	0	0	0	0	0	0	1.2
vs Louisiana Tech	11/26/2023		11:35	0-1	.000	0-1	.000	0-0	.000	0	3	3	1.1	4	2	4	4	0	0	1.0
at Villanova	11/30/2023		03:57	1-1	1.000	0-0	.000	0-0	.000	0	1	1	1.1	2	0	0	0	0	2	1.1
Le Moyne	12/03/2023		10:02	0-0	.000	0-0	.000	0-0	.000	0	1	1	1.1	2	0	2	2	0	0	1.0
App State	12/10/2023		02:57	0-1	.000	0-0	.000	0-0	.000	0	0	0	1.0	0	0	0	0	0	0	0.9
Liberty	12/16/2023		07:08	0-0	.000	0-0	.000	0-0	.000	0	0	0	0.9	3	0	0	1	0	0	0.8
vs Michigan St.	12/20/2023		02:08	0-0	.000	0-0	.000	0-0	.000	0	0	0	0.8	1	0	0	1	0	0	0.8
vs Chattanooga	12/21/2023		02:42	0-0	.000	0-0	.000	0-0	.000	0	1	1	0.8	1	0	1	0	0	0	0.7
at George Washington	12/30/2023		05:15	0-0	.000	0-0	.000	0-0	.000	0	0	0	0.8	1	0	0	1	0	0	0.6
VCU	01/03/2024		02:32	0-0	.000	0-0	.000	0-0	.000	0	0	0	0.7	1	0	0	0	0	0	0.6
at Saint Joseph's	01/06/2024		01:15	0-1	.000	0-1	.000	0-0	.000	0	0	0	0.7	0	0	0	0	0	0	0.6
Massachusetts	01/10/2024		00:32	0-0	.000	0-0	.000	0-0	.000	0	0	0	0.6	0	0	0	0	0	0	0.5
Rhode Island	01/14/2024		08:01	0-1	.000	0-1	.000	0-0	.000	0	1	1	0.7	3	0	0	1	1	0	0.5
at Davidson	01/17/2024		00:54	0-0	.000	0-0	.000	0-0	.000	0	0	0	0.6	1	0	0	0	0	0	0.5
Dayton	01/20/2024		05:42	0-1	.000	0-0	.000	0-0	.000	1	0	1	0.7	1	1	1	0	0	0	0.5
at Duquesne	01/24/2024		02:32	0-2	.000	0-1	.000	0-0	.000	1	0	1	0.7	0	0	1	1	0	0	0.4
at Saint Louis	01/28/2024		02:45	0-0	.000	0-0	.000	0-0	.000	0	2	2	0.7	0	0	1	0	0	0	0.4
Fordham	02/03/2024		10:01	1-2	.500	0-0	.000	2-2	1.000	1	2	3	0.8	2	0	0	1	0	4	0.6
at Rhode Island	02/07/2024		08:07	0-1	.000	0-0	.000	2-2	1.000	2	0	2	0.9	4	0	0	1	0	2	0.6
Totals		0	136:27	5-17	.294	0-5	.000	5-6	.833	6	15	21	0.9	38	7	15	17	2	15	0.6

## Player Averages

Games Played	Minutes/game	Points/game	FG Pct	3FG Pct	FT Pct	Rebounds/game	Assists/game	Turnovers/game	Assist/Turnover ratio	Steals/game	Blocks/game
24	5.7	0.6	29.4	0.0	83.3	0.9	0.3	0.6	0.5	0.1	0.7

24

FAYE  
PARKER

## GRADUATE

## 6-3 / FORWARD

## SWAMPSCOTT, MASS.

## TABOR ACADEMY

## TOP PERFORMANCES

## POINTS

Season ..... 7 vs Delaware State (11/12/23)  
 Career ..... 7 vs Ursinus (12/30/21)

## REBOUNDS

Season ..... 3 (3x, last vs Fordham (2/3/24))  
 Career ..... 7 at Richmond (3/16/23)

## ASSISTS

Season ..... 2 (2x, last vs Louisiana Tech (11/26/23))  
 Career ..... 2 (3x, last vs Louisiana Tech (11/26/23))

## BLOCKS

Season ..... 4 vs Louisiana Tech (11/26/23)  
 Career ..... 4 vs Louisiana Tech (11/26/23)

## STEALS

Season ..... 1 (2x, last vs Rhode Island (1/14/24))  
 Career ..... 1 (3x, last vs Rhode Island (1/14/24))

## FIELD GOALS MADE

Season .....  
 Career ..... 3 vs Ursinus (12/30/21)

## 3-POINT FIELD GOALS MADE

Season .....  
 Career .....

## 2023-24

- Recorded a career-high blocks vs Louisiana Tech (11/26/23)

## PENN (2022-23)

- Played in 20 games, starting in one
- Averaged 4.9 minutes per game, totaling 35 rebounds, 15 points, 12 blocks, four assists, and two steals.
- Scored a season-high five points against Princeton (3/3).
- Had a career-high seven rebounds against Richmond (3/16) during first round of WNIT.
- Had a season-high three blocks against Princeton (3/3) and Richmond (3/16).

## CAREER SUMMARY

SEASON	TEAM	GP-GS	MIN/AVG	Field Goals		3-Point		F-Throws		Rebounds				Scoring	
				FG-FGA	FG%	3FG-3FGA	3FG%	FT-FTA	FT%	OFF	DEF	TOT	AVG	PF-FO	A
2019-20	Penn	2-0	2/1.2	0-1	.000	0-0	.000	0-0	.000	0	0	0	0.0	0-0	1
2021-22	Penn	11-1	63/5.8	7-16	.438	0-0	.000	3-7	.429	5	10	15	1.4	11-0	3
2022-23	Penn	20-1	99/5.0	6-20	.300	0-0	.000	3-3	1.000	9	26	35	1.8	19-0	4
2023-24	UR	24-0	136/5.7	5-17	.294	0-5	.000	5-6	.833	6	15	21	0.9	38-0	7
<b>TOTAL FOR UR</b>	<b>24-0</b>	<b>136/5.7</b>	<b>5-17</b>	<b>.294</b>	<b>0-5</b>	<b>.000</b>	<b>5-6</b>	<b>.833</b>	<b>6</b>	<b>15</b>	<b>21</b>	<b>0.9</b>	<b>38-0</b>	<b>7</b>	<b>15</b>
<b>TOTAL</b>	<b>57-2</b>	<b>302/5.3</b>	<b>18-54</b>	<b>.333</b>	<b>0-5</b>	<b>.000</b>	<b>11-16</b>	<b>.688</b>	<b>20</b>	<b>51</b>	<b>71</b>	<b>1.2</b>	<b>68-0</b>	<b>15</b>	<b>27</b>



# 25

## KATIE HILL

### JUNIOR

### 6-0 / GUARD

### COLTS NECK, N.J.

### SAINT JOHN VIANNEY

#### TOP PERFORMANCES

##### POINTS

Season ..... 19 vs Rhode Island (1/14/24)  
Career ..... 19 vs Rhode Island (1/14/24)

##### REBOUNDS

Season ..... 10 at Saint Louis (1/28/24)  
Career ..... 12 at Loyola Chicago (1/4/23)

##### ASSISTS

Season ..... 6 at Rhode Island (2/7/24)  
Career ..... 6 at Rhode Island (2/7/24)

##### BLOCKS

Season ..... 2 (2x, last vs Rhode Island (1/14/24))  
Career ..... 2 (2x, last vs Rhode Island (1/14/24))

##### STEALS

Season ..... 2 vs Rhode Island (1/14/24)  
Career ..... 4 (2x, last vs Rhode Island (1/14/24))

##### FIELD GOALS MADE

Season ..... 6 (2x, last vs Rhode Island (1/14/24))  
Career ..... 6 (5x last vs Rhode Island (1/14/24))

##### 3-POINT FIELD GOALS MADE

Season ..... 2 vs Rhode Island (1/14/24)  
Career ..... 2 (4x last vs Rhode Island (1/14/24))

## GAME-BY-GAME STATISTICS

#### #25 HILL, Katie

Opponent	Date	GS	MIN	Total		3-Pointers		Free throws		Rebounds			PF	A	TO	BLK	STL	PTS	AVG		
				FG-FGA	PCT	3FG-3FGA	PCT	FT-FTA	PCT	OFF	DEF	TOT									
at Duke	11/06/2023	*	27:35	1-6	.167	0-2	.000	1-2	.500	0	1	1	1.0	0	3	0	0	1	3	3.0	
Delaware St.	11/12/2023	*	18:57	3-3	1.000	1-1	1.000	2-2	1.000	0	4	4	2.5	3	4	0	0	2	9	6.0	
at Gardner-Webb	11/15/2023	*	21:39	2-4	.500	0-0	.000	0-2	.000	1	3	4	3.0	1	0	1	1	0	4	5.3	
American	11/18/2023	*	23:09	2-4	.500	0-0	.000	0-0	.000	1	5	6	3.8	1	2	1	1	1	4	5.0	
vs Maine	11/24/2023	*	23:20	2-6	.333	0-1	.000	1-3	.333	3	5	8	4.6	3	2	0	1	0	5	5.0	
at Drake	11/25/2023	*	37:13	4-8	.500	1-1	1.000	1-2	.500	1	6	7	5.0	2	2	2	1	0	10	5.8	
vs Louisiana Tech	11/26/2023	*	19:00	1-2	.500	0-0	.000	0-0	.000	0	3	3	4.7	0	1	3	2	1	2	5.3	
at Villanova	11/30/2023	*	20:53	2-8	.250	1-2	.500	0-0	.000	0	3	3	4.5	2	1	2	1	0	5	5.3	
Le Moyne	12/03/2023	*	26:04	3-6	.500	1-4	.250	2-2	1.000	0	6	6	4.7	3	0	1	1	0	9	5.7	
App State	12/10/2023	*	31:57	3-4	.750	1-2	.500	0-0	.000	1	4	5	4.7	1	1	1	0	1	7	5.8	
Liberty	12/16/2023	*	22:01	0-0	.000	0-0	.000	1-2	.500	2	1	3	4.5	1	4	1	0	1	1	5.4	
vs Michigan St.	12/20/2023	*	26:32	3-7	.429	0-2	.000	1-2	.500	0	3	3	4.4	2	1	0	0	1	7	5.5	
vs Chattanooga	12/21/2023	*	17:60	0-5	.000	0-3	.000	0-0	.000	0	1	1	4.2	3	0	2	1	0	0	5.1	
at George Washington	12/30/2023	*	26:16	6-8	.750	0-0	.000	0-0	.000	0	2	2	4.0	2	2	2	0	2	12	5.6	
VCU	01/03/2024	*	16:09	0-0	.000	0-0	.000	0-0	.000	0	0	0	3.7	0	1	1	1	0	0	5.2	
at Saint Joseph's	01/06/2024	*	24:50	2-3	.667	1-1	1.000	0-0	.000	1	6	7	3.9	2	1	1	0	0	5	5.2	
Massachusetts	01/10/2024	*	25:42	0-2	.000	0-1	.000	0-0	.000	0	4	4	3.9	1	2	2	0	0	0	4.9	
Rhode Island	01/14/2024	*	30:50	6-8	.750	2-3	.667	5-5	1.000	2	5	7	4.1	3	0	5	2	4	19	5.7	
at Davidson	01/17/2024	*	25:43	1-5	.200	0-1	.000	2-2	1.000	1	2	3	4.1	1	0	2	0	0	4	5.6	
Dayton	01/20/2024	*	19:30	0-3	.000	0-0	.000	0-0	.000	0	5	5	4.1	2	0	1	1	0	0	5.3	
at Duquesne	01/24/2024	*	24:44	2-7	.286	1-4	.250	1-1	1.000	2	0	2	4.0	3	0	2	1	0	6	5.3	
at Saint Louis	01/28/2024	*	24:14	0-4	.000	0-1	.000	1-2	.500	2	8	10	4.3	4	3	3	0	1	1	5.1	
Fordham	02/03/2024	*	20:44	1-1	1.000	0-0	.000	0-0	.000	0	2	2	4.2	0	1	4	0	1	2	5.0	
at Rhode Island	02/07/2024	*	32:16	3-6	.500	1-1	1.000	2-2	1.000	2	3	5	4.2	2	6	0	0	1	9	5.2	
Totals			24	587:17	47-110	.427	10-30	.333	20-29	.690	19	82	101	4.2	42	37	37	14	17	124	5.2

#### Player Averages

Games Played	Minutes/ game	Points/ game	FG Pct	3FG Pct	FT Pct	Rebounds/ game	Assists/ game	Turnovers/ game	Assist/Turnover ratio	Steals/ game	Blocks/ game
24	24.5	5.2	42.7	33.3	69.0	4.2	1.5	1.5	1.0	0.7	0.6

## 2023-24

- Posted a career-high two blocks against Louisiana Tech (11/26/23)
- Saw a career-high 19 points vs Rhode Island on 1/14/24
- Dropped a career-high six assists at Rhode Island (2/7/24)

## 2022-23

- Collected first collegiate double-double with 15 points and a career-high 12 rebounds against Loyola Chicago.
- Led the Spiders with a season-high 13 points at Clemson
- Posted a career-high 18 points against Longwood
- Posted a career-high four assists at Duquesne

## CAREER SUMMARY

SEASON	TEAM	GP-GS	MIN/AVG	Field Goals		3-Point		F-Throws		Rebounds			PF-FO		A	TO	BLK	STL	Scoring	
				FG-FGA	FG%	3FG-3FGA	3FG%	FT-FTA	FT%	OFF	DEF	TOT	AVG	PF	FO				PTS	AVG
2021-22	UR	19-0	256/13.5	22-52	.423	2-13	.154	15-22	.682	16	27	43	2.3	27-0	10	30	5	6	61	3.2
2022-23	UR	32-31	933/29.2	107-250	.428	24-78	.308	60-75	.800	38	132	170	5.3	68-2	42	65	11	39	298	9.3
2023-24	UR	24-24	587/24.5	47-110	.427	10-30	.333	20-29	.690	19	82	101	4.2	42-0	37	37	14	17	124	5.2
<b>TOTAL</b>		<b>75-55</b>	<b>1777/23.7</b>	<b>176-412</b>	<b>.427</b>	<b>36-121</b>	<b>.298</b>	<b>95-126</b>	<b>.754</b>	<b>73</b>	<b>241</b>	<b>314</b>	<b>4.2</b>	<b>137-2</b>	<b>89</b>	<b>132</b>	<b>30</b>	<b>62</b>	<b>483</b>	<b>6.4</b>

## GAME-BY-GAME STATISTICS



32

# SIOBHAN RYAN

SENIOR

6-0 / GUARD

BUFFALO, N.Y.

SACRED HEART ACADEMY

## TOP PERFORMANCES

### POINTS

Season .....21 vs Liberty (12/16/23)  
Career .....27 vs Ball State (12/20/22)

### REBOUNDS

Season .....8 vs Maine (11/24/23)  
Career .....12 at Howard (2/22/20)

### ASSISTS

Season .....3 (2x, last vs Rhode Island (1/14/24)  
Career .....5 (2x, last vs Tarleton State, 12/21/22)

### BLOCKS

Season .....2 vs Fordham (2/3/24)  
Career .....2 vs Fordham (2/3/24)

### STEALS

Season .....2 at Duquesne (1/24/24)  
Career .....3 vs Davidson (2/9/22)

### FIELD GOALS MADE

Season .....6 vs American 11/18/23  
Career .....10 (2x last vs Ball State, 12/20/22)

### 3-POINT FIELD GOALS MADE

Season .....7 vs Liberty (12/16/23)  
Career .....7 (2x, last vs Liberty (12/16/23)

### #32 RYAN, Siobhan

Opponent	Date	GS	MIN	Total		3-Pointers		Free throws		Rebounds			PF	A	TO	BLK	STL	PTS	AVG	
				FG-FGA	PCT	3FG-3FGA	PCT	FT-FTA	PCT	OFF	DEF	TOT								AVG
at Duke	11/06/2023	*	18:33	3-4	.750	1-2	.500	0-0	.000	0	0	0	0.0	1	0	0	1	0	7	7.0
Delaware St.	11/12/2023	*	21:26	5-8	.625	3-5	.600	2-3	.667	1	2	3	1.5	1	2	0	0	1	15	11.0
at Gardner-Webb	11/15/2023	*	31:01	2-6	.333	0-3	.000	1-2	.500	0	3	3	2.0	4	2	3	1	1	5	9.0
American	11/18/2023	*	26:50	6-9	.667	6-8	.750	2-2	1.000	0	1	1	1.8	0	0	2	0	0	20	11.8
vs Maine	11/24/2023	*	24:31	0-2	.000	0-1	.000	0-0	.000	0	8	8	3.0	1	1	1	0	1	0	9.4
at Drake	11/25/2023	*	30:48	3-6	.500	2-4	.500	1-1	1.000	0	1	1	2.7	3	2	2	1	0	9	9.3
vs Louisiana Tech	11/26/2023	*	21:27	3-4	.750	1-1	1.000	2-2	1.000	0	1	1	2.4	1	2	1	0	1	9	9.3
at Villanova	11/30/2023	*	31:14	1-4	.250	0-2	.000	0-0	.000	0	4	4	2.6	2	0	1	0	0	2	8.4
Le Moyne	12/03/2023	*	27:44	1-5	.200	0-3	.000	2-4	.500	1	1	2	2.6	0	2	0	1	0	4	7.9
App State	12/10/2023	*	19:53	1-4	.250	0-1	.000	1-2	.500	0	2	2	2.5	3	3	0	0	0	3	7.4
Liberty	12/16/2023	*	27:53	7-9	.778	7-8	.875	0-0	.000	1	1	2	2.5	1	1	1	0	0	21	8.6
vs Michigan St.	12/20/2023	*	26:26	3-7	.429	2-6	.333	0-0	.000	0	3	3	2.5	2	2	1	0	0	8	8.6
vs Chattanooga	12/21/2023	*	30:49	2-3	.667	2-2	1.000	0-0	.000	0	1	1	2.4	0	1	0	0	0	6	8.4
at George Washington	12/30/2023	*	24:13	2-5	.400	1-1	1.000	1-1	1.000	0	4	4	2.5	2	0	1	0	0	6	8.2
VCU	01/03/2024	*	19:44	0-2	.000	0-2	.000	0-0	.000	0	3	3	2.5	3	2	1	0	0	0	7.7
at Saint Joseph's	01/06/2024	*	25:18	2-4	.500	1-2	.500	0-0	.000	0	7	7	2.8	2	2	1	0	0	5	7.5
Massachusetts	01/10/2024	*	31:18	4-6	.667	0-2	.000	1-1	1.000	0	1	1	2.7	0	2	4	0	0	9	7.6
Rhode Island	01/14/2024	*	28:12	3-5	.600	0-1	.000	0-0	.000	0	1	1	2.6	3	3	0	0	1	6	7.5
at Davidson	01/17/2024	*	33:40	2-4	.500	1-2	.500	3-3	1.000	0	4	4	2.7	1	0	1	0	1	8	7.5
Dayton	01/20/2024	*	27:27	1-2	.500	1-2	.500	0-0	.000	0	2	2	2.7	1	0	1	1	0	3	7.3
at Duquesne	01/24/2024	*	29:07	4-9	.444	3-5	.600	2-2	1.000	0	4	4	2.7	4	0	2	0	2	13	7.6
at Saint Louis	01/28/2024	*	35:46	4-6	.667	2-3	.667	1-2	.500	0	4	4	2.8	3	0	4	1	0	11	7.7
Fordham	02/03/2024	*	29:10	4-8	.500	2-5	.400	0-0	.000	0	1	1	2.7	1	1	2	2	0	10	7.8
at Rhode Island	02/07/2024	*	30:42	5-7	.714	4-6	.667	0-0	.000	0	2	2	2.7	2	2	1	0	0	14	8.1
Totals			24	653:13	68-129	.527	39-77	.506	19-25	.760	3	61	64	2.7	41	30	8	8	194	8.1

### Player Averages

Games Played	Minutes/game	Points/game	FG Pct	3FG Pct	FT Pct	Rebounds/game	Assists/game	Turnovers/game	Assist/Turnover ratio	Steals/game	Blocks/game
24	27.2	8.1	52.7	50.6	76.0	2.7	1.3	1.3	1.0	0.3	0.3

## 2023-24

- Posted a career-high two blocks vs Fordham (2/3/24)

## 2022-23

- Led the Spiders with seven three-pointers and a career-high 27 points in the Spider victory over Ball State

- Was perfect from long range against Mount St. Mary's

- Posted a team-high 16 points and eight rebounds in the Spider overtime win against Hampton

- Upped her season-high in points to 23 in victory over Idaho

- Matched career-high six made three-pointers to pace the Spiders in the record-breaking win over Longwood

## CAREER SUMMARY

SEASON	TEAM	GP-GS	MIN/AVG	Field Goals		3-Point		F-Throws		Rebounds			Scoring		
				FG-FGA	FG%	3FG-3FGA	3FG%	FT-FTA	FT%	OFF	DEF	TOT	AVG	PTS	AVG
2020-21	UR	22-6	412/18.7	40-116	.345	15-66	.227	18-25	.720	13	36	49	2.2	33-0	5.1
2021-22	UR	30-29	781/26.0	90-214	.421	41-123	.333	31-42	.738	29	68	97	3.2	61-0	8.4
2022-23	UR	32-31	888/27.7	99-234	.423	62-159	.390	16-21	.762	8	95	103	3.2	56-0	8.6
2023-24	UR	24-24	653/27.2	68-129	.527	39-77	.506	19-25	.760	3	61	64	2.7	41-0	8.1
TOTAL		108-90	2734/25.3	297-693	.429	157-425	.369	84-113	.743	53	260	313	2.9	191-0	8.1

## GAME-BY-GAME STATISTICS



44

MAGGIE  
DOOGAN

SOPHOMORE

6-2 / FORWARD

BROOMALL, PA.

CARDINAL O'HARA HS

## TOP PERFORMANCES

## POINTS

Season ..... 28 vs App State (12/10/23)  
 Career ..... 28 (2x, last vs App State (12/10/23))

## REBOUNDS

Season ..... 10 at Gardner-Webb (11/15/23)  
 Career ..... 13 at Rhode Island (1/18/23)

## ASSISTS

Season ..... 8 vs VCU (1/3/24)  
 Career ..... 8 vs VCU (1/3/24)

## BLOCKS

Season ..... 3 (3x, last at Rhode Island (2/7/24))  
 Career ..... 3 (7x last, at Rhode Island (2/7/24))

## STEALS

Season ..... 2 (2x, last vs Fordham (2/3/24))  
 Career ..... 3 vs Mount St. Mary's (11/10/22)

## FIELD GOALS MADE

Season ..... 12 vs App State (12/10/23)  
 Career ..... 12 vs App State (12/10/23)

## 3-POINT FIELD GOALS MADE

Season ..... 4 (3x, last vs Le Moyne (12/3/23))  
 Career ..... 4 (4x, last at Drake 11/25/23)

## #44 DOOGAN, Maggie

Opponent	Date	GS	MIN	Total		3-Pointers		Free throws		Rebounds				PF	A	TO	BLK	STL	PTS	AVG	
				FG-FGA	PCT	3FG-3FGA	PCT	FT-FTA	PCT	OFF	DEF	TOT	AVG								
at Duke	11/06/2023	*	30:23	3-13	.231	0-5	.000	0-0	.000	0	2	2	2.0	2	2	0	2	6	6.0		
Delaware St.	11/12/2023	*	22:09	5-6	.833	2-3	.667	2-2	1.000	0	2	2	2.0	0	4	1	0	14	10.0		
at Gardner-Webb	11/15/2023	*	31:37	11-17	.647	3-6	.500	0-0	.000	1	9	10	4.7	2	1	3	0	1	25	15.0	
American	11/18/2023	*	21:00	4-8	.500	0-3	.000	2-2	1.000	1	5	6	5.0	2	2	4	2	0	10	13.8	
vs Maine	11/24/2023	*	27:08	9-13	.692	2-4	.500	7-10	.700	1	6	7	5.4	1	0	2	2	1	27	16.4	
at Drake	11/25/2023	*	28:02	5-11	.455	4-6	.667	0-0	.000	2	5	7	5.7	4	4	2	0	0	14	16.0	
vs Louisiana Tech	11/26/2023	*	21:49	8-13	.615	4-6	.667	1-1	1.000	1	5	6	5.7	0	1	0	0	0	21	16.7	
at Villanova	11/30/2023	*	37:56	6-13	.462	0-4	.000	6-7	.857	1	6	7	5.9	0	3	1	1	0	18	16.9	
Le Moyne	12/03/2023	*	23:25	6-10	.600	4-4	1.000	2-2	1.000	0	6	6	5.9	2	0	6	0	0	18	17.0	
App State	12/10/2023	*	39:42	12-20	.600	2-5	.400	2-4	.500	1	3	4	5.7	2	3	1	1	0	28	18.1	
Liberty	12/16/2023	*	32:36	8-14	.571	2-7	.286	4-4	1.000	0	1	1	5.3	4	5	2	0	0	22	18.5	
vs Michigan St.	12/20/2023	*	29:05	3-5	.600	2-2	1.000	0-0	.000	0	3	3	5.1	5	3	3	0	1	8	17.6	
vs Chattanooga	12/21/2023	*	30:17	5-10	.500	0-2	.000	7-7	1.000	0	7	7	5.2	1	0	2	0	0	17	17.5	
at George Washington	12/30/2023	*	34:38	5-10	.500	1-3	.333	0-0	.000	0	4	4	5.1	3	2	5	1	0	11	17.1	
VCU	01/03/2024	*	38:51	4-10	.400	0-4	.000	2-2	1.000	2	5	7	5.3	2	8	4	2	1	10	16.6	
at Saint Joseph's	01/06/2024	*	31:27	6-14	.429	2-6	.333	2-4	.500	0	4	4	5.2	4	1	4	3	1	16	16.6	
Massachusetts	01/10/2024	*	23:21	4-8	.500	2-4	.500	2-2	1.000	1	2	3	5.1	4	3	1	0	1	12	16.3	
Rhode Island	01/14/2024	*	35:54	5-11	.455	2-5	.400	4-4	1.000	0	8	8	5.2	1	0	7	2	0	16	16.3	
at Davidson	01/17/2024	*	35:20	5-12	.417	0-2	.000	2-3	.667	0	8	8	5.4	4	3	2	3	1	12	16.1	
Dayton	01/20/2024	*	29:18	8-16	.500	3-6	.500	2-2	1.000	0	5	5	5.4	2	5	2	1	0	21	16.3	
at Duquesne	01/24/2024	*	33:55	2-10	.200	1-3	.333	0-0	.000	0	4	4	5.3	4	2	1	1	0	5	15.8	
at Saint Louis	01/28/2024	*	29:24	2-9	.222	0-3	.000	4-6	.667	1	3	4	5.2	3	2	4	0	1	8	15.4	
Fordham	02/03/2024	*	28:06	3-9	.333	2-6	.333	2-2	1.000	1	5	6	5.3	1	3	5	1	2	10	15.2	
at Rhode Island	02/07/2024	*	30:32	5-13	.385	2-5	.400	0-0	.000	1	4	5	5.3	3	1	3	3	1	12	15.0	
Totals			24	725:52	134-275	.487	40-104	.385	53-64	.828	14	112	126	5.3	56	58	67	23	13	361	15.0

## Player Averages

Games Played	Minutes/game	Points/game	FG Pct	3FG Pct	FT Pct	Rebounds/game	Assists/game	Turnovers/game	Assist/Turnover ratio	Steals/game	Blocks/game
24	30.2	15.0	48.7	38.5	82.8	5.3	2.4	2.8	0.9	0.5	1.0

## 2023-24

- Posted a career-high 11 made field goals against Gardner-Webb.
- Posted fourth career double-double at Gardner-Webb.
- Named Vibrant Thanksgiving Classic MVP.
- Named A-10 Player of the Week (11/27/23)
- Named USBWA Ann Meyers Drysdale National Player of the Week (11/28/23)

## 2022-23

- Named to A-10 All-Rookie team
  - Named to A-10 All-Conference Third team
  - Hit a three-pointer against Liberty for her first collegiate points
  - Posted six points, three rebounds, three steals and two assists against Mount St. Mary's
  - Tallied season-highs in points (13), rebounds (5), assists (3) and minutes (24) against Idaho
  - Missed seven games in December due to a hand injury sustained against Northern Illinois
  - Posted 12 points and seven rebounds against Loyola Chicago in first game back from injury
  - Recorded first career double-double against Rhode Island on 1/18/23 and her second against George Mason on 1/21/23
  - Named A-10 Rookie of the Week twice (1/23/23, 1/30/23)
- Recorded a career-high points, minutes, field goals, three-pointers

## CAREER SUMMARY

SEASON	TEAM	GP-GS	MIN/AVG	Field Goals FG-FGA FG%	3-Point 3FG-3FGA 3FG%	F-Throws FT-FTA FT%	Rebounds OFF DEF TOT AVG	PF-FO	A	TO	BLK	STL	PTS	AVG
2022-23	UR	25-15	651/26.0	102-232 .440	37-103 .359	47-59 .797	28 123 151 6.0	57-2	43	62	28	23	288	11.5
2023-24	UR	24-24	726/30.2	134-275 .487	40-104 .385	53-64 .828	14 112 126 5.3	56-1	58	67	23	13	361	15.0
<b>TOTAL</b>		<b>49-39</b>	<b>1377/28.1</b>	<b>236-507 .465</b>	<b>77-207 .372</b>	<b>100-123 .813</b>	<b>42 235 277 5.7</b>	<b>113-3</b>	<b>101</b>	<b>129</b>	<b>51</b>	<b>36</b>	<b>649</b>	<b>13.2</b>



COMBINED STATS

Game Records

Record	Overall	Home	Away	Neutral
ALL GAMES	20-4	10-0	7-3	3-1
CONFERENCE	10-1	5-0	5-1	0-0
NON-CONFERENCE	10-3	5-0	2-2	3-1

Score by Periods

Team	1st	2nd	3rd	4th	OT	TOT
Richmond	402	435	458	448	15	1758
Opponents	341	338	378	377	12	1446

Team Box Score

No.	Player				Total		3-Point		F-Throw		Rebounds													
		GP-GS	MIN	AVG	FG-FGA	FG%	3FG-3FGA	3FG%	FT-FTA	FT%	OFF	DEF	TOT	AVG	PF	DQ	A	TO	BLK	STL	PTS	AVG		
44	DOOGAN, Maggie	24-24	725:52	30.2	134-275	.487	40-104	.385	53-64	.828	14	112	126	5.3	56	1	58	67	23	13	361	15.0		
1	TOWNSEND, Grace	24-24	743:60	31.0	107-220	.486	19-64	.297	72-86	.837	21	99	120	5.0	37	0	116	61	2	36	305	12.7		
22	ULLSTROM, Rachel	24-0	576:03	24.0	98-190	.516	46-110	.418	36-44	.818	24	86	110	4.6	31	0	11	29	9	26	278	11.6		
20	BUDNIK, Addie	24-24	747:32	31.1	94-206	.456	42-110	.382	47-54	.870	33	58	91	3.8	48	0	58	51	62	13	277	11.5		
32	RYAN, Siobhan	24-24	653:13	27.2	68-129	.527	39-77	.506	19-25	.760	3	61	64	2.7	41	0	30	30	8	8	194	8.1		
25	HILL, Katie	24-24	587:17	24.5	47-110	.427	10-30	.333	20-29	.690	19	82	101	4.2	42	0	37	37	14	17	124	5.2		
0	VANARSDALE, Laren	23-0	309:25	13.5	37-94	.394	8-33	.242	22-39	.564	8	25	33	1.4	26	0	31	17	3	16	104	4.5		
21	LEWANDOWSKI, Kylee	13-0	72:29	5.6	11-20	.550	7-13	.538	2-2	1.000	2	8	10	0.8	5	0	5	3	2	6	31	2.4		
10	MWANZA, Melissa	11-0	29:53	2.7	5-11	.455	0-0	.000	8-16	.500	6	8	14	1.3	6	0	1	1	0	2	18	1.6		
14	SWEENEY, Ally	15-0	99:55	6.7	8-18	.444	3-8	.375	3-4	.750	2	9	11	0.7	3	0	12	3	0	2	22	1.5		
11	ROGERS, Torin	20-0	113:53	5.7	9-30	.300	2-14	.143	4-4	1.000	5	12	17	0.9	9	0	3	3	1	2	24	1.2		
24	PARKER, Faye	24-0	136:27	5.7	5-17	.294	0-5	.000	5-6	.833	6	15	21	0.9	38	0	7	15	17	2	15	0.6		
23	SWIDER, Courtney	11-0	38:44	3.5	2-9	.222	1-6	.167	0-0	.000	3	2	5	0.5	3	0	2	2	2	1	5	0.5		
Team											33	63	96					21						
Total		24	4835		625-1329	.470	217-574	.378	291-373	.780	179	640	819	34.1	345	1	371	340	143	144	1758	73.3		
Opponents		24	4825		540-1461	.370	152-513	.296	214-305	.702	303	549	852	35.5	378	9	278	361	51	151	1446	60.3		

Team Statistics

	UR	OPP
Scoring	1758	1446
Points per game	73.3	60.3
Scoring margin	+13.0	-
Field goals-att	625-1329	540-1461
Field goal pct	.470	.370
3 point fg-att	217-574	152-513
3-point FG pct	.378	.296
3-pt FG made per game	9.0	6.3
Free throws-att	291-373	214-305
Free throw pct	.780	.702
F-Throws made per game	12.1	8.9
Rebounds	819	852
Rebounds per game	34.1	35.5
Rebounding margin	-1.4	-
Assists	371	278
Assists per game	15.5	11.6
Turnovers	340	361
Turnovers per game	14.2	15.0
Turnover margin	+0.9	-
Assist/turnover ratio	1.1	0.8
Steals	144	151
Steals per game	6.0	6.3
Blocks	143	51
Blocks per game	6.0	2.1
Winning streak	3	-
Home win streak	10	-
Attendance	11705	13184
Home games-Avg/Game	10-1171	10-1318
Neutral site-Avg/Game	-	4-1018

Team Results

Date	Opponent		Score	Att.
11/06/2023	at Duke	L	53-83	1864
11/12/2023	Delaware St.	W	105-44	909
11/15/2023	at Gardner-Webb	W	80-53	2167
11/18/2023	American	W	76-44	410
11/24/2023	vs Maine	W	77-43	1734
11/25/2023	at Drake	W	74-66	1861
11/26/2023	vs Louisiana Tech	W	83-56	580
11/30/2023	at Villanova	L	57-67	2241
12/03/2023	Le Moyne	W	69-40	478
12/10/2023	App State	Wot	80-77	1395
12/16/2023	Liberty	W	99-73	747
12/20/2023	vs Michigan St.	L	76-83	1036
12/21/2023	vs Chattanooga	W	64-60	723
12/30/2023	at George Washington	W	70-66	284
01/03/2024	VCU	W	72-65	1226
01/06/2024	at Saint Joseph's	W	64-59	650
01/10/2024	Massachusetts	W	79-65	1904
01/14/2024	Rhode Island	W	71-67	1273
01/17/2024	at Davidson	W	59-54	712
01/20/2024	Dayton	W	72-39	1956
01/24/2024	at Duquesne	L	59-72	791
01/28/2024	at Saint Louis	W	72-61	1112
02/03/2024	Fordham	W	79-60	1407
02/07/2024	at Rhode Island	W	68-49	1502

# OVERALL/ CONFERENCE ONLY STATS

## Summary

Player	Overall Statistics										Conference Statistics									
	GP-GS	MIN/G	FG%	3FG%	FT%	R/G	A/G	STL	BLK	PTS/G	GP-GS	MIN/G	FG%	3FG%	FT%	R/G	A/G	STL	BLK	PTS/G
DOOGAN, Maggie	24-24	30.2	.487	.385	.828	5.3	2.4	13	23	15.0	11-11	31.9	.402	.319	.800	5.3	2.7	8	17	12.1
TOWNSEND, Grace	24-24	31.0	.486	.297	.837	5.0	4.8	36	2	12.7	11-11	33.5	.496	.359	.833	5.2	4.8	18	0	15.3
ULLSTROM, Rachel	24-0	24.0	.516	.418	.818	4.6	0.5	26	9	11.6	11-0	24.7	.516	.411	.789	4.7	0.5	7	4	12.2
BUDNIK, Addie	24-24	31.1	.456	.382	.870	3.8	2.4	13	62	11.5	11-11	34.4	.494	.386	.818	2.7	2.0	8	37	11.6
RYAN, Siobhan	24-24	27.2	.527	.506	.760	2.7	1.3	8	8	8.1	11-11	28.6	.534	.484	.889	3.0	1.1	4	4	7.7
HILL, Katie	24-24	24.5	.427	.333	.690	4.2	1.5	17	14	5.2	11-11	24.6	.447	.417	.917	4.3	1.5	9	5	5.3
VANARSDALE, Laren	23-0	13.5	.394	.242	.564	1.4	1.3	16	3	4.5	10-0	11.2	.500	.000	.583	1.0	1.0	5	1	3.1
LEWANDOWSKI, Kylee	13-0	5.6	.550	.538	1.000	0.8	0.4	6	2	2.4	4-0	2.9	.750	1.000	.000	0.8	0.3	0	0	2.0
MWANZA, Melissa	11-0	2.7	.455	.000	.500	1.3	0.1	2	0	1.6	3-0	1.3	.000	.000	.500	0.0	0.0	0	0	0.3
SWEENEY, Ally	15-0	6.7	.444	.375	.750	0.7	0.8	2	0	1.5	8-0	3.4	.600	.000	.000	0.3	0.3	0	0	0.8
ROGERS, Torin	20-0	5.7	.300	.143	1.000	0.9	0.2	2	1	1.2	11-0	4.3	.222	.200	1.000	0.5	0.2	1	0	0.6
PARKER, Faye	24-0	5.7	.294	.000	.833	0.9	0.3	2	17	0.6	11-0	4.3	.125	.000	1.000	0.9	0.1	1	5	0.5
SWIDER, Courtney	11-0	3.5	.222	.167	.000	0.5	0.2	1	2	0.5	3-0	1.7	.000	.000	.000	0.0	0.3	0	0	0.0
<b>Totals</b>	<b>24</b>		<b>.470</b>	<b>.378</b>	<b>.780</b>	<b>34.1</b>	<b>15.5</b>	<b>144</b>	<b>143</b>	<b>73.3</b>	<b>11</b>		<b>.471</b>	<b>.377</b>	<b>.813</b>	<b>33.0</b>	<b>14.2</b>	<b>61</b>	<b>73</b>	<b>69.5</b>
<b>Opponent</b>	<b>24</b>		<b>.370</b>	<b>.296</b>	<b>.702</b>	<b>35.5</b>	<b>11.6</b>	<b>151</b>	<b>51</b>	<b>60.3</b>	<b>11</b>		<b>.372</b>	<b>.285</b>	<b>.696</b>	<b>34.5</b>	<b>11.2</b>	<b>81</b>	<b>18</b>	<b>59.7</b>

## Scoring

Player	Overall Statistics								Conference Statistics							
	FG-FGA	FG%	3FG-3FGA	3FG%	FT-FTA	FT%	PTS	PTS/G	FG-FGA	FG%	3FG-3FGA	3FG%	FT-FTA	FT%	PTS	PTS/G
DOOGAN, Maggie	134-275	.487	40-104	.385	53-64	.828	361	15.0	49-122	.402	15-47	.319	20-25	.800	133	12.1
TOWNSEND, Grace	107-220	.486	19-64	.297	72-86	.837	305	12.7	57-115	.496	14-39	.359	40-48	.833	168	15.3
ULLSTROM, Rachel	98-190	.516	46-110	.418	36-44	.818	278	11.6	48-93	.516	23-56	.411	15-19	.789	134	12.2
BUDNIK, Addie	94-206	.456	42-110	.382	47-54	.870	277	11.5	42-85	.494	17-44	.386	27-33	.818	128	11.6
RYAN, Siobhan	68-129	.527	39-77	.506	19-25	.760	194	8.1	31-58	.534	15-31	.484	8-9	.889	85	7.7
HILL, Katie	47-110	.427	10-30	.333	20-29	.690	124	5.2	21-47	.447	5-12	.417	11-12	.917	58	5.3
VANARSDALE, Laren	37-94	.394	8-33	.242	22-39	.564	104	4.5	12-24	.500	0-3	.000	7-12	.583	31	3.1
LEWANDOWSKI, Kylee	11-20	.550	7-13	.538	2-2	1.000	31	2.4	3-4	.750	2-2	1.000	0-0	.000	8	2.0
MWANZA, Melissa	5-11	.455	0-0	.000	8-16	.500	18	1.6	0-1	.000	0-0	.000	1-2	.500	1	0.3
SWEENEY, Ally	8-18	.444	3-8	.375	3-4	.750	22	1.5	3-5	.600	0-2	.000	0-0	.000	6	0.8
ROGERS, Torin	9-30	.300	2-14	.143	4-4	1.000	24	1.2	2-9	.222	1-5	.200	2-2	1.000	7	0.6
PARKER, Faye	5-17	.294	0-5	.000	5-6	.833	15	0.6	1-8	.125	0-3	.000	4-4	1.000	6	0.5
SWIDER, Courtney	2-9	.222	1-6	.167	0-0	.000	5	0.5	0-0	.000	0-0	.000	0-0	.000	0	0.0
<b>Totals</b>	<b>625-1329</b>	<b>.470</b>	<b>217-574</b>	<b>.378</b>	<b>291-373</b>	<b>.780</b>	<b>1758</b>	<b>73.3</b>	<b>269-571</b>	<b>.471</b>	<b>92-244</b>	<b>.377</b>	<b>135-166</b>	<b>.813</b>	<b>765</b>	<b>69.5</b>
<b>Opponent</b>	<b>540-1461</b>	<b>.370</b>	<b>152-513</b>	<b>.296</b>	<b>214-305</b>	<b>.702</b>	<b>1446</b>	<b>60.3</b>	<b>250-672</b>	<b>.372</b>	<b>61-214</b>	<b>.285</b>	<b>96-138</b>	<b>.696</b>	<b>657</b>	<b>59.7</b>

## Totals

Player	Overall Statistics										Conference Statistics									
	O-REB	D-REB	TOTAL	PF	FO	A	TO	A/TO	HI	PTS	O-REB	D-REB	TOTAL	PF	FO	A	TO	A/TO	HI	PTS
DOOGAN, Maggie	14	112	126	56	1	58	67	0.9	28		6	52	58	31	0	30	38	0.8	21	
TOWNSEND, Grace	21	99	120	37	0	116	61	1.9	26		7	50	57	20	0	53	36	1.5	26	
ULLSTROM, Rachel	24	86	110	31	0	11	29	0.4	26		12	40	52	13	0	6	13	0.5	26	
BUDNIK, Addie	33	58	91	48	0	58	51	1.1	21		6	24	30	23	0	22	26	0.8	21	
RYAN, Siobhan	3	61	64	41	0	30	30	1.0	21		0	33	33	22	0	12	18	0.7	14	
HILL, Katie	19	82	101	42	0	37	37	1.0	19		10	37	47	20	0	16	23	0.7	19	
VANARSDALE, Laren	8	25	33	26	0	31	17	1.8	13		2	8	10	9	0	10	5	2.0	9	
LEWANDOWSKI, Kylee	2	8	10	5	0	5	3	1.7	8		1	2	3	0	0	1	1	1.0	5	
MWANZA, Melissa	6	8	14	6	0	1	1	1.0	4		0	0	0	3	0	0	0	0.0	1	
SWEENEY, Ally	2	9	11	3	0	12	3	4.0	11		0	2	2	1	0	2	2	1.0	2	
ROGERS, Torin	5	12	17	9	0	3	3	1.0	8		1	4	5	3	0	2	0	2.0	4	
PARKER, Faye	6	15	21	38	0	7	15	0.5	6		5	5	10	13	0	1	3	0.3	4	
SWIDER, Courtney	3	2	5	3	0	2	2	1.0	3		0	0	0	0	0	1	1	1.0	0	
<b>Totals</b>	<b>179</b>	<b>640</b>	<b>819</b>	<b>345</b>	<b>1</b>	<b>371</b>	<b>340</b>	<b>1.1</b>	<b>105</b>		<b>72</b>	<b>291</b>	<b>363</b>	<b>158</b>	<b>0</b>	<b>156</b>	<b>177</b>	<b>0.9</b>	<b>79</b>	
<b>Opponent</b>	<b>303</b>	<b>549</b>	<b>852</b>	<b>378</b>	<b>9</b>	<b>278</b>	<b>361</b>	<b>0.8</b>	<b>83</b>		<b>144</b>	<b>235</b>	<b>379</b>	<b>179</b>	<b>4</b>	<b>123</b>	<b>168</b>	<b>0.7</b>	<b>72</b>	

# SEASON STATS

## Game Records

Record	Overall	Home	Away	Neutral
ALL GAMES	20-4	10-0	7-3	3-1
CONFERENCE	10-1	5-0	5-1	0-0
NON-CONFERENCE	10-3	5-0	2-2	3-1

## Team Results

Date	Opponent		Score	Att.	High Points	High Rebounds
11/06/2023	at Duke	L	53-83	1864	(17) BUDNIK, Addie	(6) BUDNIK, Addie
11/12/2023	Delaware St.	W	105-44	909	(15) RYAN, Siobhan	(5) TOWNSEND, Grace
						(5) ULLSTROM, Rachel
11/15/2023	at Gardner-Webb	W	80-53	2167	(25) DOOGAN, Maggie	(10) DOOGAN, Maggie
11/18/2023	American	W	76-44	410	(20) RYAN, Siobhan	(11) BUDNIK, Addie
11/24/2023	vs Maine	W	77-43	1734	(27) DOOGAN, Maggie	(8) RYAN, Siobhan
						(8) TOWNSEND, Grace
						(8) HILL, Katie
11/25/2023	at Drake	W	74-66	1861	(17) BUDNIK, Addie	(7) HILL, Katie
						(7) DOOGAN, Maggie
11/26/2023	vs Louisiana Tech	W	83-56	580	(21) DOOGAN, Maggie	(6) DOOGAN, Maggie
11/30/2023	at Villanova	L	57-67	2241	(18) DOOGAN, Maggie	(8) TOWNSEND, Grace
12/03/2023	Le Moyne	W	69-40	478	(18) DOOGAN, Maggie	(7) BUDNIK, Addie
12/10/2023	App State	Wot	80-77	1395	(28) DOOGAN, Maggie	(8) ULLSTROM, Rachel
12/16/2023	Liberty	W	99-73	747	(22) DOOGAN, Maggie	(7) ULLSTROM, Rachel
12/20/2023	vs Michigan St.	L	76-83	1036	(17) BUDNIK, Addie	(7) TOWNSEND, Grace
12/21/2023	vs Chattanooga	W	64-60	723	(17) DOOGAN, Maggie	(7) DOOGAN, Maggie
12/30/2023	at George Washington	W	70-66	284	(26) TOWNSEND, Grace	(4) RYAN, Siobhan
						(4) DOOGAN, Maggie
01/03/2024	VCU	W	72-65	1226	(21) TOWNSEND, Grace	(7) DOOGAN, Maggie
01/06/2024	at Saint Joseph's	W	64-59	650	(16) BUDNIK, Addie	(7) RYAN, Siobhan
					(16) DOOGAN, Maggie	(7) HILL, Katie
01/10/2024	Massachusetts	W	79-65	1904	(26) ULLSTROM, Rachel	(6) ULLSTROM, Rachel
01/14/2024	Rhode Island	W	71-67	1273	(26) TOWNSEND, Grace	(8) DOOGAN, Maggie
01/17/2024	at Davidson	W	59-54	712	(15) TOWNSEND, Grace	(8) TOWNSEND, Grace
						(8) DOOGAN, Maggie
01/20/2024	Dayton	W	72-39	1956	(21) DOOGAN, Maggie	(9) ULLSTROM, Rachel
01/24/2024	at Duquesne	L	59-72	791	(13) RYAN, Siobhan	(7) TOWNSEND, Grace
01/28/2024	at Saint Louis	W	72-61	1112	(21) BUDNIK, Addie	(10) HILL, Katie
02/03/2024	Fordham	W	79-60	1407	(18) ULLSTROM, Rachel	(7) TOWNSEND, Grace
02/07/2024	at Rhode Island	W	68-49	1502	(14) RYAN, Siobhan	(6) BUDNIK, Addie

## Attendance Summary

	Games	Attend	Avg/Game
Home	10	11705	1171
Away	10	13184	1318
Neutral	4	4073	1018
<b>Total</b>	<b>24</b>	<b>28962</b>	<b>1207</b>

# GAME-BY-GAME STARTING LINEUP

Opponent.....	1 .....	2.....	3.....	4 .....	5 .....	Record
at Duke	Grace Townsend	Katie Hill	Siobhan Ryan	Maggie Doogan	Addie Budnik	0-1
Delaware State	Grace Townsend	Katie Hill	Siobhan Ryan	Maggie Doogan	Addie Budnik	1-1
at Gardner-Webb	Grace Townsend	Katie Hill	Siobhan Ryan	Maggie Doogan	Addie Budnik	2-1
American	Grace Townsend	Katie Hill	Siobhan Ryan	Maggie Doogan	Addie Budnik	3-1
Maine	Grace Townsend	Katie Hill	Siobhan Ryan	Maggie Doogan	Addie Budnik	4-1
at Drake	Grace Townsend	Katie Hill	Siobhan Ryan	Maggie Doogan	Addie Budnik	5-1
Louisiana Tech	Grace Townsend	Katie Hill	Siobhan Ryan	Maggie Doogan	Addie Budnik	6-1
at Villanova	Grace Townsend	Katie Hill	Siobhan Ryan	Maggie Doogan	Addie Budnik	6-2
Le Moyne	Grace Townsend	Katie Hill	Siobhan Ryan	Maggie Doogan	Addie Budnik	7-2
Appalachian State	Grace Townsend	Katie Hill	Siobhan Ryan	Maggie Doogan	Addie Budnik	8-2
Liberty	Grace Townsend	Katie Hill	Siobhan Ryan	Maggie Doogan	Addie Budnik	9-2
Michigan State	Grace Townsend	Katie Hill	Siobhan Ryan	Maggie Doogan	Addie Budnik	9-3
Chattanooga	Grace Townsend	Katie Hill	Siobhan Ryan	Maggie Doogan	Addie Budnik	10-3
at George Washington	Grace Townsend	Katie Hill	Siobhan Ryan	Maggie Doogan	Addie Budnik	11-3
VCU	Grace Townsend	Katie Hill	Siobhan Ryan	Maggie Doogan	Addie Budnik	12-3
at Saint Joseph's	Grace Townsend	Katie Hill	Siobhan Ryan	Maggie Doogan	Addie Budnik	13-3
Massachusetts	Grace Townsend	Katie Hill	Siobhan Ryan	Maggie Doogan	Addie Budnik	14-3
Rhode Island	Grace Townsend	Katie Hill	Siobhan Ryan	Maggie Doogan	Addie Budnik	15-3
at Davidson	Grace Townsend	Katie Hill	Siobhan Ryan	Maggie Doogan	Addie Budnik	16-3
Dayton	Grace Townsend	Katie Hill	Siobhan Ryan	Maggie Doogan	Addie Budnik	17-3
at Duquesne	Grace Townsend	Katie Hill	Siobhan Ryan	Maggie Doogan	Addie Budnik	17-4
at Saint Louis	Grace Townsend	Katie Hill	Siobhan Ryan	Maggie Doogan	Addie Budnik	18-4
Fordham	Grace Townsend	Katie Hill	Siobhan Ryan	Maggie Doogan	Addie Budnik	19-4
at Rhode Island	Grace Townsend	Katie Hill	Siobhan Ryan	Maggie Doogan	Addie Budnik	20-4
George Washington						
at VCU						
Loyola Chicago						
La Salle						
at George Mason						
Duquesne						
at St. Bonaventure						



# TEAM GAME-BY-GAME

				Total		3-Pointers		Free throws		Rebounds											
Opponent	Date	Score		FG-FGA	PCT	3FG-3FGA	PCT	FT-FTA	PCT	OFF	DEF	TOT	AVG	PF	A	TO	BLK	STL	PTS	AVG	
at Duke	11/06/2023	53-83	L	21-60	.350	7-26	.269	4-11	.364	9	13	22	22.0	12	8	18	3	8	53	53.0	
Delaware St.	11/12/2023	105-44	W	40-66	.606	14-26	.538	11-15	.733	9	27	36	29.0	13	30	10	5	12	105	79.0	
at Gardner-Webb	11/15/2023	80-53	W	32-67	.478	7-27	.259	9-15	.600	9	34	43	33.7	15	18	11	5	4	80	79.3	
American	11/18/2023	76-44	W	28-60	.467	11-27	.407	9-13	.692	16	31	47	37.0	16	14	13	6	8	76	78.5	
vs Maine	11/24/2023	77-43	W	27-56	.482	3-10	.300	20-29	.690	8	34	42	38.0	12	14	5	7	10	77	78.2	
at Drake	11/25/2023	74-66	W	27-59	.458	13-29	.448	7-11	.636	8	28	36	37.7	21	16	14	3	2	74	77.5	
vs Louisiana Tech	11/26/2023	83-56	W	29-56	.518	16-30	.533	9-11	.818	8	29	37	37.6	10	22	13	6	5	83	78.3	
at Villanova	11/30/2023	57-67	L	22-54	.407	6-20	.300	7-8	.875	9	24	33	37.0	19	11	15	5	4	57	75.6	
Le Moyne	12/03/2023	69-40	W	23-52	.442	9-28	.321	14-17	.824	7	33	40	37.3	12	13	15	9	5	69	74.9	
App State	12/10/2023	80-77	Wot	29-60	.483	4-17	.235	18-23	.783	8	28	36	37.2	12	18	14	7	6	80	75.4	
Liberty	12/16/2023	99-73	W	32-59	.542	17-33	.515	18-22	.818	9	18	27	36.3	18	22	11	5	9	99	77.5	
vs Michigan St.	12/20/2023	76-83	L	27-59	.458	11-31	.355	11-12	.917	4	24	28	35.6	17	17	17	6	6	76	77.4	
vs Chattanooga	12/21/2023	64-60	W	19-50	.380	7-26	.269	19-20	.950	3	26	29	35.1	10	12	7	3	4	64	76.4	
at George Washington	12/30/2023	70-66	W	26-52	.500	5-12	.417	13-16	.813	5	20	25	34.4	12	8	16	7	11	70	75.9	
VCU	01/03/2024	72-65	W	27-53	.509	9-26	.346	9-10	.900	6	22	28	33.9	11	20	11	6	3	72	75.7	
at Saint Joseph's	01/06/2024	64-59	W	23-51	.451	9-22	.409	9-12	.750	3	32	35	34.0	14	11	14	5	2	64	74.9	
Massachusetts	01/10/2024	79-65	W	27-51	.529	10-26	.385	15-19	.789	4	28	32	33.9	11	20	17	4	6	79	75.2	
Rhode Island	01/14/2024	71-67	W	23-51	.451	7-24	.292	18-20	.900	10	29	39	34.2	14	9	23	6	7	71	74.9	
at Davidson	01/17/2024	59-54	W	21-50	.420	6-17	.353	11-13	.846	10	27	37	34.3	13	11	13	8	3	59	74.1	
Dayton	01/20/2024	72-39	W	29-63	.460	9-28	.321	5-5	1.000	7	28	35	34.4	13	12	13	8	3	72	74.0	
at Duquesne	01/24/2024	59-72	L	21-62	.339	6-28	.214	11-15	.733	9	20	29	34.1	22	13	12	3	11	59	73.3	
at Saint Louis	01/28/2024	72-61	W	22-41	.537	8-17	.471	20-28	.714	4	32	36	34.2	20	14	28	9	6	72	73.2	
Fordham	02/03/2024	79-60	W	27-48	.563	12-23	.522	13-16	.813	5	26	31	34.0	10	21	18	7	6	79	73.5	
at Rhode Island	02/07/2024	68-49	W	23-49	.469	11-21	.524	11-12	.917	9	27	36	34.1	18	17	12	10	3	68	73.3	
Total		1758		625-1329	.470	217-574	.378	291-373	.780	179	640	819	34.1	345	371	340	143	144	1758	73.3	
Opponents		1446		540-1461	.370	152-513	.296	214-305	.702	303	549	852	35.5	378	278	361	51	151	1446	60.3	

## Richmond Averages

Games Played	Points/game	FG Pct	3FG Pct	FT Pct	Rebounds/game	Assists/game	Turnovers/game	Assist/Turnover ratio	Steals/game	Blocks/game
24	73.3	47.0	37.8	78.0	34.1	15.5	14.2	1.1	6.0	6.0



# TV/RADIO CHART



**0 • LAREN VANARSDALE**  
GR • G • 5-3 • POWDER SPRINGS, GA.



**1 • GRACE TOWNSEND**  
SR • G • 5-5 • MIDLOTHIAN, VA.



**2 • ANNA CAMDEN**  
GR • F • 6-3 • DOWNINGTOWN, PA.



**4 • JADA GREEN**  
SO • F • 6-1 • FORT LAUDERDALE, FLA.



**10 • MELISSA MWANZA**  
FR • F • 6-2 • HARARE, ZIMBABWE



**11 • TORIN ROGERS**  
SO • G • 6-1 • BRASSTOWN, N.C.



**14 • ALLY SWEENEY**  
FR • G • 5-6 • SPARTA, N.J.



**20 • ADDIE BUDNIK**  
SR • F • 6-2 • HIGHLAND PARK, ILL.



**21 • KYLEE LEWANDOWSKI**  
SR • G • 6-1 • PITTSBURGH, PA.




**22 • RACHEL ULLSTROM**  
SO • G • 6-1 • AUBURN, MASS.



**23 • COURTNEY SWIDER**  
FR • F • 6-4 • PORTSMOUTH, R.I.



**24 • FAYE PARKER**  
GR • F • 6-3 • SWAMPSCOTT, MASS.



**25 • KATIE HILL**  
JR • G • 6-0 • COLTS NECK, N.J.



**32 • SIOBHAN RYAN**  
SR • G • 6-0 • BUFFALO, N.Y.



**44 • MAGGIE DOOGAN**  
SO • F • 6-2 • BROOMALL, PA.