



# TABLE OF CONTENTS

## **RECORD BOOK**

<u>Spider All-Americans</u>	<u>2-3</u>
<u>All-Conference Honorees</u>	<u>4-5</u>
<u>Spiders in College All-Star Games</u>	<u>6</u>
<u>Rushing Records</u>	<u>7-8</u>
<u>Passing Records</u>	<u>9</u>
<u>Receiving Records</u>	<u>10</u>
<u>Total Offense / All-Purpose</u>	<u>11</u>
<u>Scoring Records</u>	<u>12</u>
<u>Special Teams Records</u>	<u>13</u>
<u>Defensive Records</u>	<u>14</u>
<u>Team Records</u>	<u>15</u>

## **HISTORY**

<u>The Bowl Years</u>	<u>16</u>
<u>Playoff Games (1984-2008)</u>	<u>17-29</u>
<u>2008 National Championship</u>	<u>24</u>
<u>All-Time Results</u>	<u>30-33</u>
<u>Series Results</u>	<u>34-38</u>
<u>Record Versus All Opponents</u>	<u>39</u>
<u>Top 25/Homecoming Results</u>	<u>40-41</u>
<u>Spiders in Pro Football</u>	<u>42-43</u>
<u>Spiders in the NFL Draft</u>	<u>43</u>
<u>Coaching Records</u>	<u>44</u>
<u>All-Time Roster</u>	<u>45-51</u>



# ALL-AMERICANS

2023

**Tristan Wheeler**

AFCA, First Team  
Stats Perform, Second Team  
FCS Football Central, Third Team  
Phil Steele, Fourth Team

**Ryan Coll**

Associated Press, Third Team  
Phil Steele, Third Team

**Aaron Trusler**

Stats Perform, Second Team  
Phil Steele, Second Team  
Associated Press, Third Team

2022

**Tristan Wheeler**

STATS, Second Team  
Phil Steele, Fourth Team

**Ryan Coll**

Associated Press, Second Team  
Phil Steele, Fourth Team

2021

**Kobie Turner**

STATS, Second Team

**Tristan Wheeler**

STATS, Second Team  
HERO, Third Team

**2021 (Spring)**

**Kobie Turner**

STATS, Second Team  
AFCS, Second Team

**Tristan Wheeler**

STATS, Second Team  
HERO Sports, Soph.  
All-America

2019

**Kobie Turner**

HERO Sports,  
Sophomore All-America

**Tristan Wheeler**

HERO Sports,  
Freshman All-America

**Aaron Dykes**

HERO Sports,  
Freshman All-America

2017

**Kyle Lauletta**

Phil Steele, Second Team  
Stats INC, Third Team

**Andrew Clyde, DL**

Stats INC, Third Team

**Alex Light, OL**

Phil Steele, Third Team

**Colby Ritten, DL**

HERO Sports,  
Freshman All-America

2016

**Brian Brown, WR**

AFCA, First Team  
Stats INC, Second Team

**Winston Craig, DL**

Stats INC, Second Team

**Griffin Trau, PK**

Associated Press, First Team  
AFCA, Second Team  
Stats INC, Second Team  
Walter Camp, First Team  
NACDA, First Team  
College Sports Madness, First Team

2015

**Jacobi Green, RB**

Stats INC, Second Team

**David Jones, S**

Stats INC, Second Team

**Brian Brown, WR**

Stats INC, Third Team

**Nich Richter, OL**

AFCA, First Team  
Stats INC, Third Team

2014

**Austin Gund, OL**

College Sports Madness, Second Team  
Associated Press, Third Team

**Seth Fisher, FB**

Sports Network, First Team

2012

**Cooper Taylor, DB**

Associated Press, First Team  
Walter Camp, First Team  
Sports Network, First Team  
Phil Steele, Second Team  
Beyond College Sports,  
Second Team

**Kendall Gaskins, FB**

Sports Network, Second Team  
Beyond College Sports,  
Second Team  
Phil Steele, Third Team

**Kevin Finney, TE**

Phil Steele, Third Team

2011

**Tre Gray, WR**

College Sporting News  
Fabulous Fifty  
Sports Network, Second Team  
College Sports Madness, Second Team  
Associated Press, Third Team

**Darius McMillan, LB**

College Sports Madness, Second Team

2010

**Martin Parker, DL**

Associated Press, First Team  
AFCA, First Team  
Walter Camp, First Team  
Sports Network, First Team  
College Sporting News,  
First Team  
Buck Buchanan Award Finalist

**Eric McBride, LB**

AFCA, First Team  
College Sporting News,  
First Team  
Associated Press,  
Second Team  
Sports Network, Second Team  
Buck Buchanan Award Finalist

**Justin Rogers, DB**

Associated Press, Third Team  
Sports Network, Third Team

**Kendall Gaskins, FB**

Sports Network, Third Team

2009

**Matt McCracken, OL**

Associated Press, First Team  
AFCA, First Team  
Walter Camp, First Team  
Sports Network, First Team  
College Sporting News  
OL of the Year

**Justin Rogers, DB**

AFCA, First Team  
Associated Press, Third Team  
College Sporting News,  
Honorable Mention

**Martin Parker, DL**

College Sporting News,  
First Team  
Sports Network, Second Team

**Eric McBride, LB**

College Sporting News,  
First Team

**Michael Silva, OL**

College Sporting News,  
First Team

**Eric Ward, QB**

College Sporting News,  
Honorable Mention

2008

**Lawrence Sidbury, DE**

Sports Network, First Team  
College Sporting News,  
First Team  
College Sporting News,  
Playoff MVP

**Matt McCracken, OL**

Sports Network, First Team  
Associated Press,  
Second Team  
College Sporting News,  
First Team  
College Sporting News,  
O-Lineman of the Year

**Justin Rogers, KR**

Sports Network,  
Honorable Mention  
College Sporting News,  
Honorable Mention

**Josh Vaughan, RB**

Sports Network, Third Team  
College Sporting News,  
Honorable Mention

**Sherman Logan, DE**

College Sporting News,  
First Team  
Sports Network,  
Honorable Mention

**Eric McBride, LB**

College Sporting News,  
First Team

**John Crone, FB**

Sports Network,  
Honorable Mention

**Michael Silva, OL**

Sports Network,  
Honorable Mention

**Tim Silver, OL**

Associated Press,  
Second Team

2007

**Tim Hightower, RB**

Walter Camp  
Sports Network, First Team  
College Sporting News  
Associated Press,



# ALL-AMERICANS

Second Team  
Dudley Award runner-up  
Walter Payton Award finalist  
Texas vs. Nation All-Star Game

**Justin Rogers, KR**

Sports Network, Third Team  
College Sporting News  
**Matt McCracken, OL**  
Sports Network, Third Team

**2005**

**Adam Goloboski, LB**

Sports Xchange, Second Team

**2001**

**Jonathan Wilfong, DL**

Associated Press,  
Second Team  
Sports Network, Second Team  
I-AA Academic All-Star Team

**2000**

**Eric Beatty, OL**

NCAA Coaches All-America  
Associated Press,  
Second Team  
Sports Network, Second Team

**Josh Spraker, DL**

Associated Press,  
Second Team

**1998**

**Marc Megna, DL**

Walter Camp, First Team  
Sports Network, First Team  
Don Hansen, First Team  
Associated Press,  
Second Team  
Strength Team  
Buck Buchanan Finalist

**Eric King, OL**

Burger King, First Team

**Winston October, DB**

Sports Network, Second Team

**1997**

**Shawn Barber, LB**

Sports Network, First Team  
Burger King, First Team

**Marc Megna, DL**

Sports Network, Third Team

**1996**

**Lamont Neal, DB**

Don Hansen, Third Team

**Shawn Barber, LB**

Don Hansen, Hon. Mention

**Art Blanchard, DL**

Don Hansen, Hon. Mention

**1994**

**Maurice Glenn, DB**

Don Hansen, Pre Second Team

**Uly Scott, RB**

Don Hansen, Pre Third Team

**1992**

**Rod Boothes, WR/KR**

Associated Press, Third Team

**Eric Johnson, LB**

Associated Press, First Team  
The Sports Network, First Team  
Walter Camp, First Team

**Greg Lilly, QB**

Sports Network, Hon. Mention

**1991**

**Eric Johnson, LB**

The Sports Network, First Team

**1988**

**Tom Coles, DL**

Associated Press, Second Team

**Howard Fahnstock, OL**

Associated Press, Hon. Mention

**Brian Jordan, DB**

Associated Press, Hon. Mention

**1987**

**Pat Brown, LB**

Associated Press, Hon. Mention

**Howard Fahnstock, OL**

Associated Press, Hon. Mention

**Brian Jordan, DB**

Associated Press, Hon. Mention

**Erwin Matthews, RB**

Associated Press, Hon. Mention

**1986**

**John Henry, TE**

Associated Press, Second Team  
Sporting News, Preseason

**Bob Bleier, QB**

Sporting News, Pre First Team

**Bryan Tuft, DL**

Sporting News, Pre First Team

**Don Miller, LB**

Sporting News, Pre First Team

**Rafe Wilkinson, LB**

Sporting News, Pre First Team

**1985**

**Doug Hite, QB**

Apple Academic, First Team

**Randy Kienzle, LB**

Apple Academic, First Team

**Taylor Lackey, DB**

Sporting News, Hon. Mention

**Leland Melvin, WR**

Associated Press, Hon. Mention  
Apple Academic, Second Team  
Strength Team, First Team

**Don Miller, LB**

Strength Team, First Team

**1984**

**Greg Grooms, RB**

Associated Press, Second Team

**Taylor Lackey, DB**

Sporting News, Pre First Team

**Eddie Martin, OT**

Football News, First Team  
Kodak, First Team  
Associated Press, Second Team

**Leland Melvin, WR**

Associated Press, Honorable  
Mention

**Brendan Toibin, K**

Associated Press, Honorable  
Mention

**1981**

**Barry Redden, RB**

Football News, Third Team  
Associated Press, Hon. Mention  
Strength Team, First Team

**1980**

**Jesse Moore, OG**

Associated Press, Hon. Mention

**Ken Tweedy, WR**

Associated Press, Hon. Mention

**1978**

**Jeff Nixon, DB**

Associated Press, First Team  
Kodak, First Team  
Walter Camp, First Team  
AFCA, First Team  
FB Writers Assoc., First Team  
Gameplan Magazine, First Team  
UPress Inter., Second Team

**1976**

**Jeff Nixon, DB**

Associated Press, Third Team

**1969**

**Walker Gillette, WR**

Football Writers Association  
Associated Press, First Team  
Time Magazine, First Team  
Sporting News, First Team  
News Enter. Assoc., First Team

**1963**

**Kenny Stoudt, B**

Associated Press, Honorable  
Mention

**Pete Emelianchik**

Associated Press, Honorable  
Mention

**1961**

**Earl "Buddy" Stoudt, B**

Associated Press, Honorable  
Mention

**1960**

**Earl "Buddy" Stoudt, B**

Associated Press, Honorable  
Mention

**Bob Coolbaugh, DE**

Associated Press, Honorable  
Mention



# ALL-CONFERENCE HONORS



## All-Southern

Richmond's Membership: 1936-1975

1939	Ed Merrick	C
1940	Andy Fronczek	T
1955	Frank Pajaczkowski	FB
1959	David Ames	HB
	Pat Lamberti	T
1960	Earl Stoudt	HB
	Bob Coolbaugh	E
1961	Earl Stoudt	HB
	Don "Red" Christman	C
1963	Kenny Stoudt	HB
	Pete Emelianchik	E
1964	John Hilton	E
	Joe Stromick	DB
1965	Ray Tate	G
1966	Larry Zunich	HB
	Bob Andrews	T
	Dave Delgado	T
1967	Walker Gillette	WR
	Terry Crum	G
	Dave Delgado	T
1968	Walker Gillette	WR
	Wayne Fowler	T
	Buster O'Brien	QB
	Buzz Montsinger	DE
	Mel Medved	DE
	Pat Turchette	LB
	Winston Whitehead	DB
	Dick Irvin	MG
1969	Walker Gillette	WR
	Wayne Fowler	T
	Buzz Montsinger	DE
	Mel Medved	DE
	Pat Turchette	LB
	Winston Whitehead	DB
	Charley Richards	QB
	Bruce Kasarda	DT
	John Barelli	DT
	Dick Irvin	MG
1970	Jim Livesay	E
	Ray Easterling	DB
	Pat Morris	DE
	Brian Britton	OT
	Charley Richards	QB
	Bruce Kasarda	DT
	John Barelli	DT
1971	Milt Ignatius	DT
	Keith Dooley	MG
	Pat Kelly	LB
	Keith Clark	K
	Bob Conrad	C
	Barty Smith	FB
	John Nugent	DE
	Ray Easterling	DB
1972	Billy Meyers	RB
	John Nugent	DE
	Pat Kelly	LB
	Bob Loprete	DB
	Jay Jones	P
1973	Jim Amrhein	OG
	Barty Smith	FB
	Lee Pearson	DE
	Vic Moye	DT
	Pat Kelly	LB
	Bob Loprete	DB
1974	Mike Mahoney	WR
	Ace Owens	DT
1975	Rodney Elam	OT
	Mike Copley	DE
	Dick Childress	DT

## All-Yankee

Richmond's Membership: 1986-1996

1986	James Church	1st	WR
	Jeff Olivo	1st	P
	Bob Bleier	2nd	QB
	Greg Grooms	2nd	RB
	Rafe Wilkinson	2nd	LB
	Brian Jordan	2nd	DB
1987	Erwin Matthews	1st	WR
	Howard Fahnestock	1st	OT
	Pat Brown	1st	LB
	Brian Jordan	1st	DB
	Tom Coles	2nd	DL
1988	Howard Fahnestock	1st	OT
	Tom Coles	1st	DL
	Pat Brown	1st	LB
	Brian Jordan	1st	DB
	Jeff Olivo	2nd	P
1989	Tom Coles	1st	DL
	Rob Courter	2nd	PK
	Jeff Olivo	2nd	P
1990	James Smith	1st	DB
	Rob Courter	2nd	PK
	Eric Johnson	2nd	LB
1991	Eric Johnson	1st	LB
1992	Greg Lilly	1st	QB
	Uly Scott	1st	RB
	Rod Boothes	1st	WR
	Eric Johnson	1st	LB
	Sterling Brown	2nd	WR
	Matt Joyce	2nd	DL
	Scott Wenk	2nd	OT
	Maurice Glenn	2nd	DB
	Todd Barton	2nd	P
1993	Matt Joyce	1st	DL
	Maurice Glenn	1st	DB
	Price Williams	2nd	TE
	Rod Boothes	2nd	RS
1994	Art Blanchard	2nd	DL
	Ray Geoffroy	2nd	LB
	Maurice Glenn	2nd	DB
	Bobby St. Pierre	2nd	P
	Uly Scott	3rd	RB
1995	Bryan Leibrand	1st	LB
	Art Blanchard	2nd	DL
	Winston October	3rd	DB
1996	Art Blanchard	1st	DL
	Shawn Barber	1st	LB
	Lamont Neal	1st	DB
	Marc Megna	2nd	DL
	Minoso Rodgers	3rd	RB
	Steve Quander	3rd	DL
	Winston October	3rd	DB
	Mike White	3rd	P

## All-Atlantic 10

Richmond's Membership: 1997-2006

1997	Rahmaan Streater	1st	TE
	Marc Megna	1st	DL
	Shawn Barber	1st	TE
	Steve Quander	2nd	DL
	Winston October	2nd	DB
	Chris Anderson	3rd	DB
1998	Eric King	1st	OL
	Marc Megna	1st	DL
	Paris Lenon	1st	LB
	Winston October	1st	DB
	Joe Douglas	2nd	OL
	Chris Anderson	2nd	DB
	Jasper Pendergrass	3rd	RB
	Eric Beatty	3rd	OL
	Mac Jahney	3rd	LB
1999	Eric Beatty	1st	OL
	Joe Douglas	2nd	OL
	Chris Anderson	2nd	DB
	Jasper Pendergrass	3rd	RB
	Mac Jahney	3rd	LB
2000	Eric Beatty	1st	OL
	Josh Spraker	1st	DL
	Michael Millard	2nd	TE
	Mac Jahney	2nd	LB
	TyRonne Turner	3rd	RB
	Ken Farrar	3rd	OL
	David Lewandoski	3rd	DL
	Mark Thompson	3rd	LB
	Chad Blackstock	3rd	DB
	Harold Hill	3rd	DB
2001	Josh Spraker	1st	DL
	Jonathan Wilfong	1st	DL
	Ken Farrar	2nd	OL
	Chad Blackstock	2nd	DB
	Jason Hill	2nd	DB
	David Pustynlik	3rd	OL
	Joe Wilson	3rd	OL
	Adrian Archie	3rd	LB
	Mark Thompson	3rd	LB
2002	Joe Wilson	1st	OL
	Steve Boyer	1st	DL
	Mark Thompson	1st	LB
	Ramon Richison	1st	DB
	Boyd Ouden	2nd	WR
	Adrian Archie	2nd	LB
2003	Joe Wilson	1st	OL
2004	Clifton Coker	2nd	DL
	David Freeman	3rd	RB
	Adam Goloboski	3rd	LB
	Lance Gray	3rd	LB
2005	David Freeman	1st	KR
	Sherman Logan	1st	DL
	Adam Goloboski	1st	LB
	Stacy Tutt	2nd	QB
	Chris Radford	2nd	P
	Judd Altman	3rd	OL
	Johnny Campbell	3rd	DL
	Dan Mangiero	3rd	DL
	Lance Gray	3rd	LB
2006	Johnny Campbell	1st	DL
	Adam Goloboski	1st	LB
	Arman Shields	2nd	WR
	Lance Gray	2nd	LB
	David Horton	2nd	DB
	Tim Hightower	3rd	RB
	Tim Silver	3rd	OL
	Sherman Logan	3rd	OL



# ALL-CONFERENCE HONORS & AWARDS



## All-CAA Football

### Richmond's Membership: 2007-present

2007	Tim Hightower	1st	RB
	Justin Rogers	1st	KR
	Lawrence Sidbury	1st	DL
	John Crone	2nd	FB
	Kevin Grayson	2nd	WR
	Matt McCracken	2nd	OL
	Derek Hatcher	2nd	PR
	Eric McBride	2nd	LB
	Stephen Howell	2nd	DB
	Collin McConaghy	3rd	LB
	Seth Williams	3rd	DB
2008	Josh Vaughan	1st	RB
	Kevin Grayson	1st	WR
	Matt McCracken	1st	OL
	Lawrence Sidbury	1st	DL
	Eric McBride	1st	LB
	Justin Rogers	1st	DB
	John Crone	2nd	FB
	Michael Silva	2nd	OL
	Sherman Logan	2nd	DL
	Derek Hatcher	2nd	PR
	Collin McConaghy	3rd	LB
2009	Michael Silva	1st	OL
	Eric McBride	1st	LB
	Collin McConaghy	1st	LB
	Matt McCracken	1st	OL
	Justin Rogers	1st	DB
	Derek Hatcher	1st	PR
	Martin Parker	2nd	DL
	Kevin Grayson	2nd	WR
	Justin Forte	3rd	RB
	Kendall Gaskins	3rd	FB
	Tre Gray	3rd	WR
	Michael Ireland	3rd	SS
	Drew Lachenmayer	3rd	OL
	Parker Miles	3rd	DL
	Eric Ward	3rd	QB
	Patrick Weldon	3rd	LB
2010	Eric McBride	1st	LB
	Justin Rogers	1st	CB
	Martin Parker	1st	DL
	Kendall Gaskins	1st	FB
	Tre Gray	1st	WR
	Wil Kamin	1st	PK
	Justin Rogers	1st	PR
	Drew Lachenmayer	2nd	OL
2011	Tre Gray	1st	WR
	Darius McMillan	2nd	LB
	Colin Pehanick	3rd	DB
2012	Ben Edwards	1st	WR
	Kendall Gaskins	1st	FB
	Cooper Taylor	1st	S
	Kevin Finney	2nd	TE
	Justin Grant	2nd	KR
	Evan Kelly	2nd	DL
	Darius McMillan	2nd	LB
	Stephen Barnette	3rd	WR
	Darryl Hamilton	3rd	CB
	Nick Ritcher	3rd	OL
	Eric Wright	3rd	LB
2013	Ben Edwards	1st	WR
	Austin Gund	1st	OL
	Stephen Barnette	2nd	WR
	Seth Fisher	2nd	RB
	Brandon Jordi	2nd	PK
	Evan Kelly	2nd	DL
	Wayne Pettus	3rd	DB
	Aaron Roane	3rd	LB
	Michael Strauss	3rd	QB
	Eric Wright	3rd	LB
	Kerry Wynn	3rd	DL
2014	Seth Fisher	1st	FB
	Austin Gund	1st	OL

	Evan Kelly	1st	DL
	Reggie Barnette	2nd	DB
	Reggie Diggs	2nd	WR
	Aaron Roane	2nd	LB
	Eric Wright	2nd	LB
	Peter Yoder	2nd	PK
	Brian Brown	3rd	WR
	Jacob Ruby	3rd	OL
	Michael Strauss	3rd	QB
	Justin Williamson	3rd	DL
2015	Jacobi Green	1st	RB
	Brian Brown	1st	WR
	Reggie Diggs	1st	WR
	Nick Richter	1st	OL
	Omar Howard	1st	LB
	Ayo Ogunniyi	1st	DB
	David Jones	1st	S
	Kyle Lauletta	2nd	QB
	Thomas Evans	2nd	OL
	Nick Vergos	2nd	OL
	Peter Yoder	2nd	PK
	Winston Craig	2nd	DL
	Nick Holloway	3rd	TE
2016	Brian Brown	1st	WR
	Thomas Evans	1st	OL
	Griffin Trau	1st	PK
	Winston Craig	1st	DL
	Omar Howard	1st	LB
	Kyle Lauletta	2nd	QB
	James Pavik	2nd	FB/HB
	Nick Vergos	2nd	OL
	Brandon Waller	2nd	DL
	Tyler Wilkins	3rd	WR
	Garrett Hudson	3rd	TE
	Brendan Coniker	3rd	S
2017	Kyle Lauletta	1st	QB
	Alex Light	1st	OL
	Garrett Hudson	1st	TE
	Dejon Brissett	1st	WR
	Griffin Trau	1st	PK
	Andrew Clyde	1st	DL
	Tyler Wilkins	2nd	WR
	Cortrelle Simpson	2nd	WR
	Brandon Waller	3rd	DL
	Justin Rubin	3rd	LB
	John Yarbrough	3rd	OL
2018	Andrew Clyde	1st	DL
	Maurice Jackson	1st	DL
	John Yarbrough	2nd	OL
	Cortrelle Simpson	2nd	WR
2019	Tyler Dressler	1st	LB
	Maurice Jackson	2nd	DL
	Daniel Jones	2nd	DB
	Tim Coleman	2nd	OL
	Kobie Turner	3rd	DL
	Keyston Fuller	3rd	WR
	Aaron Dykes	3rd	KOR
2021 (SP)	Kobie Turner	1st	DL
	Tyler Dressler	1st	LB
	Tristan Wheeler	1st	LB
	John Fitzgerald	1st	TE
	Clayton McConnell	1st	OL
	Tim Coleman	2nd	OL
	Tyrek Funderburk	2nd	DB
	Darius Reynolds	2nd	DL
2021	Tyler Dressler	1st	LB
	Aaron Dykes	1st	KOR
	Clayton McConnell	1st	OL
	Kobie Turner	1st	DL
	Tristan Wheeler	1st	LB
	Darius Reynolds	2nd	DL
	Tim Coleman	3rd	OL
2022	Reece Udinski	1st	QB
	Ryan Coll	1st	OL
	Marlem Louis	1st	DL
	Tristan Wheeler	1st	LB

	Jakob Herres	1st	WR
	Joe More	2nd	OL
	Aaron Banks	2nd	CB
	Leroy Henley Jr.	3rd	WR
	Ray Eldridge	3rd	DL
	Jeremiah Grant	3rd	DL
	Phil O'Connor	3rd	LB
2023	Ryan Coll	1st	OL
	Tristan Wheeler	1st	LB
	Aaron Trusler	1st	P
	Jabril Hayes	1st	SPEC
	Nick DeGennaro	2nd	WR
	Aaron Banks	2nd	DB
	Jeremiah Grant	3rd	DL
	Marlem Louis	3rd	DL

## Coach of the Year

Ed Merrick	1958
Frank Jones	1967
Frank Jones	1968
Frank Jones	1971
Jim Tait	1975
Dal Shealy	1987
Jim Marshall	1992
Jim Reid	1998
Jim Reid	2000
Dave Clawson	2005
Dave Clawson	2007
Danny Rocco	2015

## Player of the Year

Earl Stoudt	1961 (SoCon)
Buster O'Brien	1968 (SoCon)

## Offensive Player of the Year

Greg Lilly	1992
Kyle Lauletta	2017

## Defensive Player of the Year

James Smith	1990
Shawn Barber	1997
Marc Megna	1998
Kobie Turner	2021 (Spring)

## Special Teams P.O.Y.

Justin Rogers	2007
---------------	------

## Rookie of the Year

Sherman Logan	(Defensive) 2005
Eric Ward	(Offensive) 2006
Eric McBride	(Defensive) 2007
Kevin Grayson	(Offensive) 2007
Tristan Wheeler	(Defensive) 2019

## Jerry Rice Award Finalist

Tristan Wheeler	2019
-----------------	------

## Buck Buchanan Finalist

Marc Megna	1998
Eric McBride	2010
Tristan Wheeler	2021 (Spring)
Tristan Wheeler	2022
Tristan Wheeler	2023

## Walter Payton Finalist

Reece Udinski	2022
---------------	------



# ALL-STAR GAMES

## **Senior Bowl** **Mobile, Ala.**

Kyle Lauletta, QQ (2017) - Most Outstanding Player  
 Lawrence Sidbury, DE (2008)  
 Shawn Barber, LB (1998)  
 Barry Redden, RB (1981)  
 Jeff Nixon, DB (1979)  
 Wayne Fowler, DT (1969)  
 John Hilton, TE (1964)

## **East-West Shrine Bowl**

Kerry Wynn, DL (2013) -- St. Petersburg, Fla.  
 Cooper Taylor, DB (2012) -- St. Petersburg, Fla.  
 Martin Parker, aDL (2010) -- (Def. MVP) Orlando, Fla.  
 Lawrence Sidbury, DE (2008) -- Houston, Texas  
 Brendan Toibin, P/PK (1985) -- Palo Alto, Calif.  
 Barry Redden, RB (1981) -- Palo Alto, Calif.  
 Jeff Nixon, DB (1979) -- Palo Alto, Calif.  
 Barty Smith, RB (1974) -- Palo Alto, Calif.

## **Medal of Honor Bowl** **Charleston, S.C.**

Austin Gund, OL (2014)

## **FCS Senior Scout Bowl** **Myrtle Beach, S.C.**

Chase Boyer, LS (2012)

## **Casino del Sol All-Star Game** **Tucson, Az.**

Tre Gray, WR (2011)

## **Texas vs. The Nation Game** **El Paso, Texas**

Kendall Gaskins, FB (2012)  
 Tim Hightower, RB (2007)

## **Hula Bowl**

### **Honolulu, Hawaii**

Marc Megna, DL (1999)  
 Walker Gillette, WR (1969)

## **Blue-Gray Game** **Montgomery, Ala.**

Shawn Barber, LB (1997)  
 John Henry, TE (1986)  
 Bob Bleier, QB (1986)  
 Barry Redden, RB (1981)  
 Lee Pearson, DE (1973)  
 Pat Kelly, LB (1973)  
 Barty Smith, RB (1973)  
 John Hilton, TE (1964)  
 Arthur Jones, RB (1940)

## **College All-Star Game** **Chicago, Ill.**

Barty Smith, RB (1973)  
 Walker Gillette, WR (1970)  
 Erik Christensen, OT (1956)  
 Frank Pajaczkowski, RB (1956)  
 Arthur Jones, RB (1941)  
 Ed Merrick, C (1940)

## **North-South Game** **Miami, Fla.**

Charlie Richards, QB (1970)  
 Jim Livesay, WR (1970)  
 Walker Gillette, WR (1969)  
 Earl Stoudt, RB (1961)

## **Coaches All-America Game**

Barty Smith, RB (1974)  
 Ray Easterling, DB (1972)  
 Jim Livesay, WR (1971)  
 Buster O'Brien, QB (1969)

## **All-American Bowl**

Bruce Allen, P (1978)  
 Mark Shelton, DB (1973)  
 Mel Rideout, QB (1962)



# RUSHING RECORDS

## Yards Rushing

GAME	Name	Date	Att	Yds	TD	Opponent
1.	Tim Hightower	9/22/07	24	295	4	at Bucknell
2.	Barry Redden	11/26/81	51	280	2	Pennsylvania
3.	Tim Hightower	9/8/07	19	246	4	at Northeastern
	Cordell Roane	11/3/01	37	246	2	Hofstra
5.	Josh Vaughan	11/8/08	26	240	2	at Hofstra
6.	Larry Zunic	10/22/66	36	239	2	Davidson
7.	Jacobi Green	10/24/15	27	236	5	at JMU
8.	Barry Redden	10/25/80	48	233	1	Virginia Tech
9.	Barry Redden	9/12/81	32	223	1	at Virginia Tech
10.	Jarvis Jennings	11/12/83	37	221	1	at Colgate

### SEASON

Name	Year	Att	Yds	TD	
1.	Tim Hightower	2007	327	1,924	20
2.	Josh Vaughan	2008	355	1,884	20
3.	Barry Redden	1981	335	1,629	10
4.	Jacobi Green	2015	265	1,595	21
5.	Uly Scott	1992	299	1,318	13
6.	Erwin Matthews	1987	253	1,234	11
7.	Jarvis Jennings	1983	221	1,163	5
8.	Barry Redden	1980	247	1,151	10
9.	Greg Grooms	1984	202	1,085	13
10.	Justin Forte	2009	228	1,057	8

### CAREER

Name	Years	Att	Yds	TD	
1.	Tim Hightower	2004-07	704	3,712	34
2.	Uly Scott	1991-94	807	3,520	29
3.	Josh Vaughan	2005-08	612	3,393	34
4.	Barry Redden	1978-81	707	3,324	21
5.	Jacobi Green	2012-15	547	2,969	28
6.	TyRonne Turner	1997-00	565	2,603	21
7.	Eric Hopkins	1987-90	528	2,318	8
8.	Jasper Pendergrass	1995-98	572	2,304	18
9.	Minoso Rodgers	1993-96	527	2,209	17
10.	Erwin Matthews	1985-89	464	2,197	16

## Rushing Touchdowns

GAME	Name	Date	No.	Opponent
1.	Jacobi Green	10/24/15	5	at James Madison
	Jimmie Miles	11/21/98	5	William & Mary
	Henry Dohrman	10/20/28	5	at Lynchburg
4.	Tyler Kirchoff	10/2/10	4	Coastal Carolina
	Tim Hightower	9/8/07	4	at Bucknell
	Tim Hightower	9/22/07	4	at Northeastern
	Jimmie Miles	9/4/99	4	Virginia Military
	Erwin Matthews	9/19/87	4	Massachusetts
	Earl Stoudt	11/23/61	4	William & Mary
	W.T. Jeffers	10/20/45	4	at Guilford
	William Ziegler	11/25/20	4	Randolph-Macon
	Pierce Simpson	11/24/17	4	Randolph-Macon

### SEASON

Name	Year	No.	
1.	Jacobi Green	2015	21
2.	Josh Vaughan	2008	20
	Tim Hightower	2007	20
4.	Kendall Gaskins	2012	13
	Uly Scott	1992	13
	Greg Grooms	1984	13
	Barty Smith	1973	13
8.	Seth Fisher	2014	12
	Stacy Tutt	2005	12
	Jimmie Miles	1998	12

### CAREER

Name	Years	No.	
1.	Kendall Gaskins	2009-12	34
	Josh Vaughan	2005-08	34
	Tim Hightower	2004-07	34
3.	Uly Scott	1991-94	29
4.	Jacobi Green	2012-15	28
5.	Stacy Tutt	2002-05	24
6.	Jimmie Miles	1996-99	24
7.	Eric Ward	2006-09	22
8.	Kendall Gaskins	2009-12	21

TyRonne Turner	1997-00	21
Barry Redden	1978-81	21

## Longest Rush

Name	Date	Yds	Opponent
1.	Frank Pajaczkowski	10/1/55	93 at Virginia Military
	Nevitt Sanford	10/20/28	93 at Elon
3.	Tim Hightower	9/8/07	90 at Northeastern
4.	Jack Wilbourne	11/14/42	88 at Hampden-Sydney
5.	Jack Wilbourne	9/20/47	85 Randolph-Macon
6.	Curtis Jefferson	11/19/88	84 William & Mary
7.	Charlie Suttentfield	10/7/44	81 Virginia Military
8.	Frank Pajaczkowski	10/9/54	80 at The Citadel
	Victor Chaltain	11/26/31	80 William & Mary
	Nevitt Sanford	10/6/28	80 Johns Hopkins
	Nevitt Sanford	11/5/27	80 at Lynchburg
	Doug Gunter	10/23/26	80 at Randolph-Macon

## Attempts

GAME	Name	Date	No.	Opponent
1.	Barry Redden	11/26/81	51	Pennsylvania
2.	Barry Redden	10/25/80	48	Virginia Tech
3.	Barry Redden	9/19/81	43	at Arkansas State
	Barry Redden	11/1/80	43	Cincinnati
5.	Josh Vaughan	11/15/08	40	Delaware
6.	Jarvis Jennings	10/29/83	38	Virginia Military
7.	Tim Hightower	9/30/06	37	Northeastern
	Cordell Roane	11/3/01	37	Hofstra
	Minoso Rodgers	11/2/96	37	at New Hampshire
	Jarvis Jennings	11/12/83	37	at Colgate

### SEASON

Name	Year	No.	
1.	Josh Vaughan	2008	355
2.	Barry Redden	1981	335
3.	Tim Hightower	2007	327
4.	Uly Scott	1992	299
5.	Jacobi Green	2015	265
6.	Erwin Matthews	1987	253
7.	Barry Redden	1980	247
8.	Minoso Rodgers	1996	239
9.	Uly Scott	1993	234
10.	Justin Forte	2009	228

### CAREER

Name	Years	No.	
1.	Uly Scott	1991-94	807
2.	Barry Redden	1978-81	707
3.	Tim Hightower	2004-07	704
4.	Josh Vaughan	2005-08	612
5.	Jasper Pendergrass	1995-98	572
6.	TyRonne Turner	1997-00	565
7.	Jacobi Green	2012-15	547
8.	Eric Hopkins	1987-90	528
9.	Minoso Rodgers	1993-96	527
10.	Aaron Dykes	2018-2022	469

## 100-Yard Rushing Performances

### (By Date • Since 1977)

Name	Date	Att-Yds	Opponent
Andrew King	10/5/24	6-100	N.C. A&T
Zach Palmer-Smith	10/5/24	25-200	N.C. A&T
Zach Palmer-Smith	9/28/24	24-168	Elon
Zach Palmer-Smith	9/14/24	25-156	Delaware State
Kyle Wickersham	9/7/24	15-100	Wofford
Kyle Wickersham	11/11/23	13-130	Elon
Savon Smith	9/23/23	22-106	Stony Brook
Aaron Dykes	12/3/22	20-109	#2 Sacramento St.
Aaron Dykes	10/01/22	19-106	#23 Elon
Savon Smith	9/10/22	22-128	Saint Francis
Joe Mancuso	11/13/21	14-116	Delaware
Joe Mancuso	10/19/19	13-117	Yale
Xavier Goodall	11/18/17	23-180	William & Mary
Xavier Goodall	11/04/17	19-116	at Villanova
Jay Palmer	09/16/17	12-102	Howard
Deontez Thompson	11/19/16	19-144	at William & Mary
Deontez Thompson	11/05/16	24-132	Delaware

Deontez Thompson	10/22/16	14-116	at Elon
Deontez Thompson	10/08/16	20-112	at Albany
Xavier Goodall	10/01/16	23-128	Towson
Xavier Goodall	09/24/16	20-127	Colgate
Gordon Collins	09/03/16	13-114	at Virginia
Jacobi Green	12/11/15	20-137	at Illinois State
Jacobi Green	12/05/15	24-141	William & Mary
Jacobi Green	11/21/15	36-217	William & Mary
Jacobi Green	11/14/15	28-135	at Villanova
Jacobi Green	11/07/15	22-154	at New Hampshire
Jacobi Green	10/31/15	34-186	Albany
Jacobi Green	10/24/15	27-236	at James Madison
Jacobi Green	10/10/15	11-101	Elon
Seth Fisher	10/10/15	22-119	Elon
Seth Fisher	11/22/14	22-123	at William & Mary
Seth Fisher	11/15/14	14-124	James Madison
Seth Fisher	10/4/14	23-132	at Liberty
Jacobi Green	9/13/14	14-125	Hampton
Seth Fisher	11/23/13	23-131	William & Mary
Jacobi Green	9/21/13	24-181	Liberty
Kendall Gaskins	10/20/12	21-106	James Madison
John Laub	10/13/12	17-103	at New Hampshire
Kendall Gaskins	10/23/10	16-100	Towson
Tyler Kirchoff	10/9/10	17-108	at New Hampshire
Tyler Kirchoff	10/2/10	24-126	Coastal Carolina
Jovan Smith	9/25/10	10-102	Delaware
Eric Ward	11/28/09	10-136	Elon
Justin Forte	10/31/09	22-121	at Towson
Justin Forte	10/24/09	26-118	Massachusetts
Justin Forte	9/26/09	21-152	VMI
Josh Vaughan	12/19/08	23-162	Montana
Josh Vaughan	12/6/08	32-133	at Appalachian St.
Josh Vaughan	11/22/08	30-134	at William & Mary
Josh Vaughan	11/15/08	40-156	Delaware
Josh Vaughan	11/8/08	26-240	at Hofstra
Josh Vaughan	10/25/08	24-157	Georgetown
Josh Vaughan	10/18/08	21-156	at Massachusetts
Josh Vaughan	10/4/08	16-123	at VMI
Josh Vaughan	9/13/08	20-103	Towson
Josh Vaughan	8/30/08	16-119	at Elon
Tim Hightower	11/24/07	31-180	Eastern Kentucky
Josh Vaughan	11/17/07	28-132	William & Mary
Tim Hightower	11/10/07	29-113	at Delaware
Tim Hightower	11/3/07	36-187	Villanova
Tim Hightower	10/27/07	28-103	at James Madison
Tim Hightower	10/13/07	19-101	Stony Brook
Tim Hightower	10/6/07	26-120	at Towson
Tim Hightower	9/29/07	22-168	New Hampshire
Tim Hightower	9/22/07	24-295	at Bucknell
Josh Vaughan	9/8/07	15-110	at Northeastern
Tim Hightower	9/8/07	19-246	at Northeastern
Josh Vaughn	11/18/06	15-108	at William & Mary
Josh Vaughn	10/21/06	8-110	Delaware
Tim Hightower	9/30/06	37-149	Northeastern
Tim Hightower	9/16/06	9-106	VMI
Justin Forte	9/16/06	24-144	VMI
Stacy Tutt	12/3/05	18-102	vs. Furman
David Freeman	11/26/05	21-117	at Hampton
Tim Hightower	11/19/05	20-111	vs. William & Mary
Stacy Tutt	11/12/05	9-144	at Towson
Tim Hightower	11/5/05	20-103	vs. VMI
Stacy Tutt	11/5/05	10-104	vs. VMI
Tim Hightower	10/29/05	20-119	at James Madison
David Freeman	9/10/05	18-116	at Lafayette
David Freeman	10/9/04	22-104	vs. Maine
David Freeman	9/25/04	32-201	vs. Lafayette
Stacy Tutt	9/18/04	18-117	at Massachusetts
David Freeman	9/11/04	16-130	at VMI
Kenny Dantzler	10/26/02	21-138	at Rhode Island
Sean Gustus	11/23/01	24-168	at UMass
Cordell Roane	11/3/01	37-246	Hofstra
Cordell Roane	10/27/01	22-111	Rhode Island
Cordell Roane	10/13/01	33-128	at James Madison
Sean Gustus	11/4/00	32-128	at Rhode Island
D'Arcy Willis	10/28/00	20-151	at Villanova
Scott Fulton	10/28/00	25-100	at Villanova
TyRonne Turner	10/21/00	20-170	Maine
J.R. Purnell	10/14/00	9-101	at New Hampshire
Sean Gustus	9/30/00	17-135	at Arkansas State
Sean Gustus	9/16/00	20-119	Massachusetts
Jimmie Miles	10/16/99	27-109	at Hofstra



# RUSHING RECORDS

Jimmie Miles	10/9/99	27-152	Rhode Island	Barry Redden	10/17/81	30-142	at Cincinnati
TyRonne Turner	10/2/99	9-103	at Delaware	Barry Redden	10/10/81	34-114	East Carolina
Ron Patterson	9/25/99	33-186	New Hampshire	Jarvis Jennings	10/3/81	24-142	James Madison
TyRonne Turner	9/4/99	11-100	VMI	Barry Redden	9/26/81	20-118	Southern Miss
Jimmie Miles	11/21/98	23-179	William & Mary	Barry Redden	9/19/81	43-169	at Arkansas State
Jimmie Miles	11/14/98	14-105	Delaware	Barry Redden	9/12/81	32-223	at Virginia Tech
Jasper Pendergrass	11/14/98	21-110	Delaware	Barry Redden	9/5/81	26-100	at NC State
Jasper Pendergrass	11/7/98	23-151	at Villanova	Barry Redden	11/22/80	32-191	William & Mary
Jasper Pendergrass	10/17/98	28-110	at Maine	Barry Redden	11/15/80	29-138	at S. Mississippi
TyRonne Turner	10/10/98	19-174	at New Hampshire	Barry Redden	11/1/80	43-197	Cincinnati
Jasper Pendergrass	10/3/98	20-105	James Madison	Barry Redden	10/25/80	48-233	Virginia Tech
TyRonne Turner	9/26/98	21-110	at Pennsylvania	Barry Redden	10/18/80	32-173	VMI
Jasper Pendergrass	9/20/97	14-105	VMI	Barry Redden	10/11/80	14-101	East Carolina
Jasper Pendergrass	8/30/97	23-106	at Massachusetts	Reggie Evans	9/27/80	29-137	at West Virginia
Minoso Rodgers	11/2/96	37-216	at New Hampshire	Jesse Williams	11/17/79	23-100	at William & Mary
Minoso Rodgers	10/19/96	27-156	James Madison	Barry Redden	10/24/79	20-137	at Cincinnati
Minoso Rodgers	10/12/96	32-109	Delaware	Jesse Williams	10/21/78	25-120	East Carolina
Jasper Pendergrass	9/28/96	16-120	at Boston Univ.	Buster Jackson	11/19/77	21-125	at William & Mary
Minoso Rodgers	10/28/95	24-141	at James Madison	Buster Jackson	11/5/77	20-101	Furman
Minoso Rodgers	9/30/95	26-133	Boston University	Tim Thacker	9/21/77	18-107	Appalachian State
Minoso Rodgers	9/9/95	33-127	at Massachusetts				
Jason Gabrels	9/9/95	25-120	at Massachusetts				
Minoso Rodgers	9/2/95	34-193	VMI				
Uly Scott	11/23/94	13-101	William & Mary				
Uly Scott	10/29/94	20-112	James Madison				
Uly Scott	10/8/94	16-111	Maine				
Uly Scott	11/20/93	31-162	at William & Mary				
Uly Scott	10/2/93	29-174	Northeastern				
Uly Scott	9/25/93	14-112	Villanova				
Uly Scott	9/11/93	29-155	at James Madison				
Uly Scott	11/21/92	32-118	William & Mary				
Uly Scott	11/7/92	33-133	Massachusetts				
Uly Scott	10/31/92	30-146	at Connecticut				
Uly Scott	10/24/92	19-119	VMI				
Uly Scott	10/17/92	25-148	at Boston Univ.				
Uly Scott	10/10/92	28-111	New Hampshire				
Uly Scott	9/26/92	23-121	at Rhode Island				
Uly Scott	9/12/92	23-198	James Madison				
Uly Scott	11/2/91	25-143	Connecticut				
Uly Scott	10/26/91	17-113	at James Madison				
Karl Johnson	10/5/91	24-112	at Maine				
Vidal Adams	9/14/91	24-112	Rhode Island				
Eric Hopkins	9/29/90	13-105	Maine				
Eric Hopkins	11/23/89	26-139	VMI				
Eric Hopkins	11/18/89	30-127	at William & Mary				
Curtis Jefferson	11/19/88	17-189	William & Mary				
Sam Yaffa	11/19/88	19-122	William & Mary				
Austin Neuhoff	11/5/88	24-101	Massachusetts				
Eric Hopkins	10/8/88	21-121	New Hampshire				
Erwin Matthews	9/24/88	23-109	Delaware				
Erwin Matthews	11/21/87	21-116	at William & Mary				
Erwin Matthews	10/29/87	22-206	at Boston Univ.				
Eric Hopkins	10/24/87	18-159	Rhode Island				
Eric Hopkins	10/17/87	32-106	at Maine				
Erwin Matthews	10/3/87	29-138	Connecticut				
T.J. Morgan	9/26/87	11-101	at Delaware				
Erwin Matthews	9/26/87	34-115	at Delaware				
Erwin Matthews	9/19/87	34-159	Massachusetts				
Erwin Matthews	9/5/87	25-101	at New Hampshire				
Greg Grooms	10/18/86	16-178	VMI				
Greg Grooms	9/20/86	14-105	at Connecticut				
Danny Holly	11/2/85	21-100	at Boston Univ.				
Walter Wholey	10/5/85	20-146	James Madison				
David Bayer	9/7/85	22-128	at Virginia Tech				
David Bayer	12/1/84	32-139	at Rhode Island				
Buddy Grooms	11/24/84	21-109	Boston University				
Greg Grooms	11/17/84	19-121	William & Mary				
David Bayer	11/17/84	19-119	William & Mary				
David Bayer	11/3/84	12-102	Colgate				
Greg Grooms	10/13/84	28-202	at Massachusetts				
Greg Grooms	10/6/84	27-171	Wake Forest				
Greg Grooms	9/22/84	21-104	at Virginia Tech				
Greg Grooms	9/15/84	25-165	Maine				
Jarvis Jennings	11/12/83	37-221	at Colgate				
Jarvis Jennings	11/5/83	28-128	James Madison				
Jarvis Jennings	10/29/83	38-185	at VMI				
Jarvis Jennings	10/15/83	30-199	Central Florida				
Jarvis Jennings	10/30/82	20-139	Rutgers				
Barry Redden	11/26/81	51-280	Pennsylvania				
Barry Redden	11/21/81	34-158	at William & Mary				
Barry Redden	11/14/81	33-151	Wake Forest				
Barry Redden	11/7/81	32-174	at VMI				



# PASSING RECORDS

## Yards Passing

GAME	Name	Date	Att	Cmp	Yds	TD	Opponent
1.	Kyle Lauletta	09/01/17	36	56	546	5	at SHSU
2.	Michael Strauss	11/16/13	35	46	543	5	at Delaware
3.	Kyle Lauletta	09/22/17	27	47	497	3	Elon
4.	Joe Mancuso	10/6/18	27	37	489	4	Delaware
5.	Buster O'Brien	12/27/68	58	39	447	4	vs. Ohio
6.	Kyle Lauletta	11/05/16	28	43	435	5	James Madison
7.	Michael Strauss	10/12/13	41	64	423	2	at JMU
8.	Kyle Lauletta	10/24/15	19	31	415	2	at JMU
9.	Kyle Lauletta	09/17/16	26	42	411	1	at Stony Brook
10.	Michael Strauss	12/6/14	53	27	402	2	at Coastal Carolina

SEASON	Name	Year	Att	Cmp	Pct	Yds	TD
1.	Michael Strauss	2013	509	333	.654	3,808	26
2.	Kyle Lauletta	2017	281	433	.649	3,737	28
3.	Reece Udinski	2022	515	378	.734	3,614	29
4.	Kyle Lauletta	2015	241	391	.616	3,598	19
5.	Reece Udinski	2022	445	329	.739	3,152	24
6.	Kyle Lauletta	2016	229	349	.656	3,022	24
7.	Michael Strauss	2014	362	240	.663	2,876	22
8.	Eric Ward	2008	359	230	.641	2,808	17
9.	Greg Lilly	1992	275	162	.589	2,704	19
10.	Aaron Corp	2011	388	247	.637	2,682	17

CAREER	Name	Years	Att	Cmp	Pct	TD	Yds
1.	Kyle Lauletta	2013-17	758	1194	.635	73	10,465
2.	Eric Ward	2006-09	1264	784	.620	61	8,969
3.	Bob Bleier	1983-86	1169	672	.575	54	8,057
4.	Michael Strauss	2012-14	1,065	698	.655	57	7,853
5.	Greg Lilly	1990-93	855	485	.566	37	6,703
6.	Joe Mancuso	2016-21	442	739	.598	40	5,696
7.	Stacy Tutt	2002-05	754	433	.574	36	5,318
8.	Charlie Richards	1968-70	641	312	.471	37	4,473
9.	Buster O'Brien	1966-68	688	349	.507	34	4,424
10.	Jimmie Miles	1996-99	597	301	.504	34	3,886

## Attempts

GAME	Name	Date	Att	Opponent
1.	Michael Strauss	10/12/13	64	at James Madison
2.	Reece Udinski	10/01/22	58	at #23 Elon
	Buster O'Brien	12/27/68	58	vs. Ohio
4.	Kyle Lauletta	09/01/17	56	at Sam Houston State
5.	Michael Strauss	12/6/14	53	at Coastal Carolina
6.	Kyle Lauletta	10/28/17	52	Stony Brook
7.	Aaron Corp	9/24/11	50	New Hampshire
	Stacy Tutt	10/22/05	50	Hofstra
9.	Kyle Lauletta	09/22/17	47	Elon
	Michael Rocco	11/8/14	47	at Maine
	Michael Strauss	10/4/14	47	at Liberty
	Charlie Richards	9/20/69	47	at Mississippi State
	Charlie Richards	11/15/69	47	at West Virginia

SEASON	Name	Year	Att
1.	Reece Udinski	2022	515
2.	Michael Strauss	2013	509
3.	Kyle Lauletta	2017	433
4.	Kyle Lauletta	2015	391
5.	Aaron Corp	2011	388
6.	Michael Strauss	2014	362
7.	Eric Ward	2008	359
8.	Charlie Richards	1969	356
9.	Eric Ward	2007	353
10.	Kyle Lauletta	2016	349

CAREER	Name	Years	Att
1.	Eric Ward	2006-09	1,264
2.	Kyle Lauletta	2013-17	1,194
3.	Bob Bleier	1983-86	1,169
4.	Michael Strauss	2012-14	1,065
5.	Greg Lilly	1990-93	855
6.	Stacy Tutt	2002-05	754
7.	Joe Mancuso	2016-21	739
8.	Buster O'Brien	1966-68	688
9.	Charlie Richards	1968-70	641
10.	Jimmie Miles	1996-99	597

## Completions

GAME	Name	Date	Comp	Opponent
1.	Reece Udinski	10/01/22	42	at #23 Elon
2.	Michael Strauss	10/12/13	41	at James Madison
3.	Buster O'Brien	12/27/68	39	vs. Ohio*
4.	Kyle Lauletta	09/01/17	36	at Sam Houston State
5.	Reece Udinski	09/24/22	35	vs. Stony Brook
	Michael Strauss	11/16/13	35	at Delaware
	Aaron Corp	9/24/11	35	New Hampshire
8.	Michael Strauss	10/4/14	34	at Liberty
9.	Kyle Lauletta	10/28/17	33	Stony Brook
10.	Aaron Corp	10/22/11	32	Maine
	Stacy Tutt	10/22/05	32	Hofstra

SEASON	Name	Year	Comp
1.	Reece Udinski	2022	378
2.	Michael Strauss	2013	333
3.	Kyle Lauletta	2017	281

4.	Aaron Corp	2011	247
5.	Kyle Lauletta	2015	241
6.	Michael Strauss	2014	240
7.	Eric Ward	2008	230
8.	Kyle Lauletta	2016	220
9.	Eric Ward	2007	216
10.	Eric Ward	2009	206

CAREER	Name	Years	Comp
1.	Eric Ward	2006-09	784
2.	Kyle Lauletta	2013-17	758
3.	Michael Strauss	2012-14	698
4.	Bob Bleier	1983-86	672
5.	Greg Lilly	1990-93	485
6.	Joe Mancuso	2016-21	442
7.	Stacy Tutt	2002-05	433
8.	Reece Udinski	2022	378
9.	Buster O'Brien	1966-68	349
10.	Aaron Corp	2010-11	314

## Touchdowns Thrown

GAME	Name	Date	No.	Opponent
1.	Camden Coleman	10/07/23	6	vs. Maine
	Kyle Lauletta	09/16/17	6	Howard
2.	Reece Udinski	09/24/22	5	vs. Stony Brook
	Kyle Lauletta	09/01/17	5	at Sam Houston State
	Kyle Lauletta	11/05/16	5	James Madison
	Michael Strauss	11/16/13	5	at Delaware
	Michael Strauss	11/9/13	5	at Stony Brook
	Greg Lilly	9/12/92	5	James Madison
7.	Camden Coleman	10/26/24	4	at Bryant
	Kyle Lauletta	10/21/17	4	Delaware
	Kyle Lauletta	09/24/16	4	Colgate
	Kyle Lauletta	10/03/15	4	Maine
	Michael Strauss	11/29/14	4	Morgan State
	Michael Strauss	10/20/12	4	James Madison
	Eric Ward	9/19/09	4	vs. Hofstra
	Eric Ward	11/10/07	4	at Delaware
	Stacy Tutt	10/22/05	4	Hofstra
	Stacy Tutt	9/11/04	4	at VMI
	Buster O'Brien	12/27/68	4	vs. Ohio
	Buster O'Brien	10/19/68	4	Furman
	John Thomas	11/11/50	4	at Virginia Tech

SEASON	Name	Year	No.
1.	Reece Udinski	2022	29
2.	Kyle Lauletta	2017	28
3.	Michael Strauss	2013	26
4.	Kyle Lauletta	2016	24
5.	Michael Strauss	2014	22
6.	Charlie Richards	1969	21
	Buster O'Brien	1968	21
8.	Kyle Lauletta	2015	19
	Jimmie Miles	1999	19
	Greg Lilly	1992	19
10.	Bob Bleier	1986	18
	Bob Bleier	1985	18

CAREER	Name	Years	No.
1.	Kyle Lauletta	2013-17	73
2.	Eric Ward	2006-09	61
3.	Michael Strauss	2012-14	57
4.	Bob Bleier	1983-86	54
5.	Joe Mancuso	2016-21	40
6.	Greg Lilly	1990-93	37
	Charlie Richards	1968-70	37
8.	Stacy Tutt	2002-05	36
9.	Jimmie Miles	1996-99	34
	Buster O'Brien	1966-68	34

## Longest Pass Play

Quarterback / Receiver	Date	Yds	Opponent
1. Kyle Lauletta / C. Simpson	09/22/17	93	Elon
	Charlie Richards / Jim Livesay	11/21/70	88 William & Mary
2. Eric Ward / Jordan Mitchell	9/20/08	87	Maine
	Joe Elrod / Antoine Lee	9/17/94	87 at UConn
4. Buster O'Brien / Walker Gillette	10/28/67	83	at Virginia Tech
5. Greg Lilly / Rod Boothes	9/12/92	82	James Madison
6. Chad Grier / Marvin Hargrove	9/26/87	81	at Delaware
7. Eric Ward / Kevin Grayson	8/30/08	80	at Elon
	D'Arcy Wills / Boyd Ouden	10/26/02	80 Rhode Island
	Steve Krainock / Kevin Jackson	9/19/81	80 at Arkansas State
9. Kevin Johnson / Brian Brown	12/3/16	79	at North Dakota
	Kyle Lauletta / Brian Brown	10/24/15	79 at James Madison
	Stacy Tutt / Josh Vaughan	9/17/05	79 at Maine

## Interceptions

Game	5	Nick Hicks at New Hampshire	10/9/10
	5	Ronnie Smith at Syracuse	11/16/63
Season	18	Bob Bleier	1986
Career	56	Bob Bleier	1983-86

## Completion Percentage (Min. 20 completions)

Game	91.2	Aaron Corp (31-of-34) at Towson	2011
Season	73.4	Reece Udinski (378-of-515)	2022
	66.3	Michael Strauss (240-of-362)	2014
	65.4	Michael Strauss (333-of-509)	2013
	64.9	Kyle Lauletta (281-of-433)	2017
	64.4	Michael Strauss (125-of-194)	2012
	64.1	Eric Ward (230-of-359)	2008
	63.7	Aaron Corp (248-of-388)	2011
	63.0	Kyle Lauletta (220-of-349)	2016
Career	65.5	Michael Strauss (698-of-1,065)	2012-14
	63.5	Kyle Lauletta (758-of-1,194)	2013-17
	62.0	Eric Ward (784-of-1264)	2006-09
	61.4	Aaron Corp (314-of-511)	2010-11
	57.7	Stacy Tutt (359-of-622)	2004-05
	57.5	Bob Bleier (672-of-1169)	1983-1986



# RECEIVING RECORDS

## Reception Yardage

GAME	Name	Date	Rec	TD	Yds	Opponent
1.	Walker Gillette	9/20/69	16	0	264	at Mississippi St.
2.	Walker Gillette	12/27/68	20	1	242	vs. Ohio
3.	John Henry	9/13/86	13	0	214	at Massachusetts
4.	Keyston Fuller	9/14/19	7	1	208	vs. #25 Elon
	Leland Melvin	9/1/84	10	1	208	at J. Madison
6.	Cortrelle Simpson	09/01/17	7	1	204	at Sam Houst St.
	Brian Brown	10/24/15	7	1	204	at James Madison
8.	Walker Gillette	10/19/68	5	3	198	Furman
9.	Rod Boothes	9/12/92	5	2	197	James Madison
10.	Tre Gray	9/24/11	16	0	194	New Hampshire

SEASON	Name	Year	Rec	TD	Yds
1.	Brian Brown	2016	81	11	1,485
2.	Brian Brown	2015	76	5	1,450
3.	Stephen Barnette	2013	76	5	1,189
4.	Tre Gray	2011	95	4	1,187
5.	Reggie Diggs	2014	85	7	1,157
6.	Rod Boothes	1992	47	10	1,115
7.	Walker Gillette	1969	57	11	1,090
8.	Brian Brown	2014	79	4	1,089
9.	Cortrelle Simpson	2017	60	6	1,019
10.	Kevin Grayson	2007	68	7	970

CAREER	Name	Years	Rec	TD	Yds
1.	Brian Brown	2013-16	247	23	4,203
2.	Tre Gray	2008-11	243	14	3,101
3.	Stephen Barnette	2010-14	197	17	2,844
4.	Leland Melvin	1982-85	198	16	2,669
5.	Walker Gillette	1967-69	158	22	2,649
6.	Kevin Grayson	2007-10	196	13	2,558
7.	Reggie Diggs	2012-15	191	13	2,542
8.	Ben Edwards	2010-13	208	15	2,202
9.	Tyler Wilkins	2015-18	149	13	2,128
10.	Sterling Brown	1989-92	144	8	2,104

## Receptions

GAME	Name	Date	No.	Opponent
1.	Walker Gillette	12/27/68	20	vs. Ohio
2.	Tre Gray	9/24/11	16	New Hampshire
	Walker Gillette	9/20/69	16	at Mississippi State
4.	Ben Edwards	9/28/13	14	Maine
	Arman Shields	10/22/05	14	Hofstra
6.	Ben Edwards	11/9/13	13	at Stony Brook
	Ben Edwards	10/12/13	13	at James Madison
	Ben Edwards	11/17/12	13	at William & Mary
	Harry Wilson	10/9/04	13	Maine
	John Henry	9/13/86	13	at Massachusetts

SEASON	Name	Year	No.
1.	Tre Gray	2011	95
2.	Reggie Diggs	2014	85
3.	Jasiah Williams	2022	82
4.	Brian Brown	2016	81
5.	Ben Edwards	2012	80
6.	Brian Brown	2014	79
7.	Brian Brown	2015	79
8.	Jakob Herres	2022	77
9.	Stephen Barnette	2013	76
10.	Ben Edwards	2013	74

CAREER	Name	Years	No.
1.	Brian Brown	2013-16	247
2.	Tre Gray	2008-11	243
3.	Ben Edwards	2010-13	208
4.	Leland Melvin	1982-85	198
5.	Stephen Barnette	2010-14	197
6.	Kevin Grayson	2007-10	196
7.	Arman Shields	2003-07	160
8.	Walker Gillette	1967-69	158
9.	Tyler Wilkins	2015-18	148
	Dwaune Jones	1996-99	148

## Touchdown Receptions

GAME	Name	Date	No.	Opponent
1.	Nick DeGennaro	10/07/23	3	Maine
	Kevin Finney	10/20/12	3	James Madison
	Jerry Haynes	10/24/70	3	East Carolina
	Walker Gillette	11/1/69	3	The Citadel
	Walker Gillette	11/23/68	3	William & Mary
	Walker Gillette	10/19/68	3	Furman

SEASON	Name	Year	No.
1.	Nick DeGennaro	2023	11
	Brian Brown	2016	11
	Walker Gillette	1969	11
4.	Leroy Henley Jr.	2022	10
	Keyston Fuller	2019	10
	Rod Boothes	1992	10
7.	Dwaune Jones	1999	9
8.	Walker Gillette	1968	8

Leland Melvin	1985	8
10. Reggie Diggs	2014	7
Kevin Grayson	2007	7
Boyd Ouden	2002	7
Muneer Moore	1999	7
Jerry Haynes	1970	7

CAREER	Name	Years	No.
1.	Brian Brown	2013-16	23
2.	Walker Gillette	1967-69	22
3.	Rod Boothes	1990-93	18
4.	Stephen Barnette	2010-14	17
	Jim Livesay	1968-70	17
6.	Boyd Ouden	2000-03	16
	Leland Melvin	1982-85	16
8.	Ben Edwards	2010-13	15
	Dwaune Jones	1996-99	15
10.	Leroy Henley	2020-22	14
	Tre Gray	2008-11	14
	John Hilton	1961-62, 64	14

## 100-Yard Receiving Performances

(By Date - Since 1949)	Name	Date	Rec-Yds	Opponent
	Landon Ellis	11/9/24	7-101	at Campbell
	Jerry Garcia Jr.	11/2/24	4-110	Towson
	Nick DeGennaro	10/26/24	7-162	at Bryant
	Landon Ellis	9/21/24	7-131	at Delaware State
	Nick DeGennaro	12/02/23	13-120	at #5 UAlbany
	Nick DeGennaro	10/14/23	6-132	at #22 Rhode Island
	Nick DeGennaro	10/07/23	8-113	vs. Maine
	Leroy Henley	11/19/22	9-100	#8 William & Mary
	Leroy Henley	11/5/22	7-106	#17 New Hampshire
	Jakob Herres	10/29/22	8-174	at Maine
	Leroy Henley	10/29/22	6-199	at Maine
	Jakob Herres	10/22/22	7-109	at Hampton
	Jakob Herres	10/01/22	12-174	at #23 Elon
	Jasiah Williams	09/24/22	10-112	Stony Brook
	Leroy Henley	09/17/22	9-127	Stony Brook
	Charlie Fessler	11/2/19	11-147	#20 Stony Brook
	Keyston Fuller	10/26/19	8-161	at #19 Delaware
	Keyston Fuller	10/12/19	3-127	at #18 Maine
	Charlie Fessler	9/28/19	8-150	at Fordham
	Keyston Fuller	9/14/19	7-208	#25 Elon
	Caleb Drake	10/20/18	3-109	at Elon
	Cortrelle Simpson	10/13/18	9-112	at Albany
	Cortrelle Simpson	10/06/18	8-220	Delaware
	Tyler Wilkins	10/06/18	8-175	Delaware
	Cortrelle Simpson	09/22/18	5-122	at Stony Brook
	Dejon Brissett	09/13/18	9-104	at Saint Francis
	Dejon Brissett	09/08/18	4-173	Fordham
	Cortrelle Simpson	11/18/17	3-121	William & Mary
	Tyler Wilkins	11/1/17	12-180	at James Madison
	Tyler Wilkins	10/28/17	9-112	Stony Brook
	Dejon Brissett	10/14/17	7-101	at Towson
	Dejon Brissett	09/22/17	8-169	Elon
	Cortrelle Simpson	09/22/17	10-192	Elon
	Dejon Brissett	09/09/17	11-145	at Colgate
	Dejon Brissett	09/01/17	9-172	at Sam Houston State
	Cortrelle Simpson	09/01/17	7-204	at Sam Houston State
	Brian Brown	12/03/16	7-187	at North Dakota
	Brian Brown	11/12/16	6-139	Delaware
	Brian Brown	11/05/16	5-126	James Madison
	Brian Brown	10/22/16	8-100	at Elon
	Brian Brown	10/15/16	7-120	Villanova
	Brian Brown	09/24/16	7-148	Colgate
	Tyler Wilkins	09/17/16	6-109	at Stony Brook
	Brian Brown	09/17/16	9-153	at Stony Brook
	Brian Brown	12/11/15	5-141	at Illinois State
	Brian Brown	11/21/15	7-101	William & Mary
	Brian Brown	11/07/15	8-108	at New Hampshire
	Brian Brown	10/31/15	8-178	Albany
	Reggie Diggs	10/24/15	6-128	at James Madison
	Brian Brown	10/24/15	7-204	at James Madison
	Reggie Diggs	10/17/15	9-142	at Rhode Island
	Brian Brown	10/03/15	7-177	Maine
	Brian Brown	09/12/15	8-106	at Hampton
	Brian Brown	12/6/14	8-181	at Coastal Carolina
	Reggie Diggs	12/6/14	8-140	at Coastal Carolina
	Reggie Diggs	11/29/14	8-132	Morgan State
	Brian Brown	11/1/14	8-119	Villanova
	Stephen Barnette	10/11/14	9-109	at Albany
	Brian Brown	10/4/14	9-125	at Liberty
	Brian Brown	9/20/14	12-139	New Hampshire
	Rashad Ponder	9/20/14	7-109	New Hampshire
	Stephen Barnette	9/6/14	10-124	at Virginia
	Rashad Ponder	9/6/14	8-100	at Virginia
	Brian Brown	8/30/14	5-110	Morehead State
	Rashad Ponder	11/16/13	9-175	at Delaware
	Stephen Barnette	11/16/13	8-127	at Delaware
	Brian Brown	11/16/13	3-109	at Delaware
	Ben Edwards	11/9/13	13-150	at Stony Brook
	Stephen Barnette	11/9/13	7-115	at Stony Brook
	Stephen Barnette	10/26/13	11-148	Towson
	Reggie Diggs	10/12/13	8-136	at James Madison
	Stephen Barnette	9/28/13	7-132	Maine
	Ben Edwards	9/28/13	14-126	Maine
	Stephen Barnette	9/14/13	11-174	at Gardner-Webb
	Stephen Barnette	10/20/12	9-144	James Madison
	Ben Edwards	10/13/12	10-125	at New Hampshire
	Stephen Barnette	10/6/12	5-110	at Villanova
	Ben Edwards	9/29/12	11-182	Old Dominion

Ben Edwards	9/15/12	11-122	at VMI
Tre Gray	11/12/11	9-126	at Delaware
Tre Gray	10/29/11	10-105	Massachusetts
Tre Gray	10/22/11	12-128	Maine
Tre Gray	10/8/11	10-141	at Towson
Tre Gray	9/24/11	16-194	New Hampshire
Tre Gray	9/3/11	8-129	at Duke
Donte Boston	9/26/09	7-125	vs. VMI
Tre Gray	9/26/09	6-112	vs. VMI
Kevin Grayson	11/29/08	5-107	Eastern Kentucky
Jordan Mitchell	9/20/08	4-139	Maine
Kevin Grayson	8/30/08	7-121	at Elon
Kevin Grayson	12/7/07	7-122	at Appalachian State
Kevin Grayson	11/10/07	11-111	at Delaware
Kevin Grayson	9/29/07	10-111	New Hampshire
Kevin Grayson	9/22/07	6-118	at Bucknell
Arman Shields	9/17/07	12-110	at Vanderbilt
Arman Shields	11/4/06	8-124	at Villanova
Matt Hale	10/7/06	6-102	at New Hampshire
Arman Shields	11/5/05	6-131	vs. VMI
Arman Shields	10/22/05	14-147	vs. Hofstra
Matt Hale	10/22/05	9-112	vs. Hofstra
Arman Shields	10/15/05	9-106	vs. Delaware
Arman Shields	10/8/05	5-100	vs. Villanova
Arman Shields	9/24/05	8-116	at Vanderbilt
Harry Wilson	11/6/04	5-122	vs. Towson
Harry Wilson	10/9/04	13-146	vs. Maine
Harry Wilson	9/11/04	6-104	at VMI
Boyd Ouden	10/18/03	8-138	New Hampshire
Stacy Tutt	9/13/03	7-101	at Delaware
Boyd Ouden	11/16/02	7-145	vs. Maine
Boyd Ouden	9/26/02	3-116	at Rhode Island
Boyd Ouden	9/7/02	7-162	vs. Delaware
Ryan Tolhurst	9/1/01	6-117	at Virginia
Ryan Tolhurst	10/14/00	4-149	at New Hampshire
Ryan Tolhurst	9/16/00	3-119	Massachusetts
Dwaune Jones	9/11/99	9-136	Villanova
Muneer Moore	9/12/98	9-120	Massachusetts
Dwaune Jones	9/6/97	9-166	at Colgate
Jason Rydaldh	9/25/93	4-119	Villanova
Rod Boothes	11/14/92	7-190	Delaware
Rod Boothes	10/31/92	6-113	at Connecticut
Rod Boothes	10/24/92	3-102	VMI
Rod Boothes	10/17/92	7-131	at Boston University



# TOTAL OFFENSE / ALL-PURPOSE RECORDS

## Total Offense

### GAME

Name	Date	Run	Pass	Total	Opponent
1. Joe Mancuso	10/06/18	71	489	560	Delaware
2. Michael Strauss	11/16/13	12	543	555	at Delaware
3. Kyle Lauletta	09/01/17	4	546	550	at SHSU
4. Kyle Lauletta	09/22/17	8	497	505	Elon
5. Buster O'Brien	12/27/68	39	447	486	vs. Ohio
6. Stacy Tutt	10/22/05	74	376	450	Hofstra
7. Kyle Lauletta	10/24/15	18	415	433	at JMU
8. Kyle Lauletta	09/17/16	3	411	414	at Stony Brook
9. Kyle Lauletta	11/05/16	-20	433	413	JMU
10. Michael Strauss	10/12/13	-13	423	410	at JMU

### SEASON

Name	Year	Run	Pass	Total
1. Kyle Lauletta	2017	90	3,737	3,827
2. Michael Strauss	2013	-40	3,808	3,768
3. Kyle Lauletta	2015	116	3,598	3,714
4. Reece Udinski	2022	-10	3,614	3,604
5. Eric Ward	2008	440	2,808	3,248
6. Stacy Tutt	2005	828	2,219	3,047
7. Kyle Lauletta	2016	-28	3,022	2,994
8. Michael Strauss	2014	-51	2,876	2,825
9. Eric Ward	2007	476	2,817	2,817
10. Eric Ward	2009	360	2,396	2,756

### CAREER

Name	Years	Run	Pass	Total
1. Kyle Lauletta	2013-17	196	10,465	10,661
2. Eric Ward	2006-09	1,406	8,969	10,375
3. Bob Bleier	1983-86	-66	8,057	7,991
4. Michael Strauss	2012-14	-88	7,853	7,765
5. Joe Mancuso	2016-21	1,541	5,617	7,237
6. Stacy Tutt	2002-05	1,554	5,318	6,872
7. Greg Lilly	1990-93	-308	6,703	6,395
8. Jimmie Miles	1996-99	1,684	3,886	5,570
9. Charlie Richards	1968-70	258	4,473	4,731
10. Buster O'Brien	1966-68	-122	4,424	4,302

## Total Plays

### GAME

Name	Date	Run	Pass	Total	Opponent
1. Stacy Tutt	10/22/05	27	50	77	Hofstra
2. Michael Strauss	10/12/13	4	64	68	at JMU
3. Buster O'Brien	12/27/68	7	58	65	vs. Ohio
4. Kyle Lauletta	09/01/17	8	56	64	at SHSU
Reece Udinski	10/01/22	6	58	64	at #23 Elon
5. Aaron Corp	9/24/11	12	50	62	New Hamp.
6. John Laub	10/13/12	17	44	61	at UNH
7. Charlie Richards	9/20/69	13	47	60	at Miss. St.
8. John Laub	9/29/12	14	44	58	ODU
Charlie Richards	11/15/69	11	47	58	at West Va.
10. Kyle Lauletta	10/28/17	5	52	57	Stony Brook
Greg Lilly	11/10/90	20	37	57	Delaware
Charlie Richards	10/4/69	15	42	57	Va. Tech

### SEASON

Name	Year	Run	Pass	Total
1. Reece Udinski	2022	72	515	587
1. Michael Strauss	2013	55	509	564
2. Eric Ward	2008	152	359	511
3. Jimmie Miles	1999	186	289	475
4. Stacy Tutt	2005	175	297	472
5. Stacy Tutt	2004	141	325	466
6. Eric Ward	2007	108	353	461
7. Charlie Richards	1969	99	356	455
8. Aaron Corp	2011	54	388	442
9. Eric Ward	2009	103	331	434
10. Joe Mancuso	2019	136	259	395

### CAREER

Name	Year	Run	Pass	Total
1. Eric Ward	2006-09	420	1,644	1,684
2. Kyle Lauletta	2013-17	198	1,194*	1,394
3. Bob Bleier	1983-86	144	1,169	1,313
4. Stacy Tutt	2002-05	443	754	1,197
5. Michael Strauss	2012-14	94	1,065	1,159
6. Greg Lilly	1990-93	303	855	1,158
7. Joe Mancuso	2016-21	324	739	1,066
8. Jimmie Miles	1996-99	426	597	1,023
9. Buster O'Brien	1966-68	225	688	913
10. Charlie Richards	1968-70	226	641	867

\* Lauletta had two pass receptions in career.

^ Mancuso had three pass receptions in career.

## All-Purpose Yardage

### GAME

Name	Date	Run	Rec	PR	KR	Int	Ttl	Opp
1. E. Matthews	9/19/87	159	65	0	141	0	365	UMass
2. Earl Stoudt	11/23/61	194	44	25	76	18	357	W&M
3. T. Hightower	9/22/07	295	20	0	0	0	315	Bucknell
3. Earl Stoudt	10/22/60	77	21	125	62	25	310	Dvdsn

### SEASON

Name	Year	Run	Rec	PR	KR	Int	Total
1. Tim Hightower	2007	1,924	228	0	0	0	2,152
2. Jacobi Green	2015	1,595	359	6	68	0	2,028
3. Josh Vaughan	2008	1,884	67	0	0	0	1,951
4. Erwin Matthews	1987	1,234	132	0	529	0	1,895
5. Barry Redden	1981	1,629	107	0	0	0	1,736

6. Jarvis Jennings	1983	1,163	30	0	386	0	1,579
7. Brian Brown	2016	54	1,485	0	0	0	1,539
8. Rod Boothes	1992	0	1,115	0	389	0	1,504
9. Brian Brown	2015	52	1,450	0	0	0	1,502
10. Uly Scott	1992	1,318	84	0	0	0	1,402
Erwin Matthews	1986	551	77	0	774	0	1,402

### CAREER

Name	Years	Run	Rec	PR	KR	Int	Total
1. Tim Hightower	2004-07	3,712	818	0	30	0	4,560
2. Aaron Dykes	2018-22	1,969	750	0	1,802	0	4,521
3. Brian Brown	2013-16	168	4,203	0	109	0	4,480
4. Jacobi Green	2012-15	2,969	704	19	637	0	4,329
5. E. Matthews	1985-88	2,197	291	0	1,512	0	4,000
6. Uly Scott	1991-94	3,520	446	0	0	0	3,966
7. Rod Boothes	1990-93	19	1,900	163	1,854	0	3,936
8. Josh Vaughan	2005-08	3,393	369	0	94	0	3,856
9. T. Turner	1997-00	2,603	112	0	1,103	0	3,818
10. Eric Hopkins	1987-90	2,318	429	0	1,029	0	3,776



# SCORING & SPECIAL TEAMS RECORDS



## Points Scored

GAME	Name	Date	TD	EP	Tot	Opponent
1.	Erwin Matthews	9/19/87	6	0	36	Massachusetts
2.	Jacobi Green	10/24/14	5	0	30	at JMU
	Jimmie Miles	11/21/98	5	0	30	Wm. & Mary
	Henry Dohrman	11/3/28	5	0	30	Lynchburg
	William Ziegler	11/25/20	5	0	30	Rand.-Macon
6.	Earl Stoudt	11/23/61	4	2	26	Wm. & Mary
7.	Jacobi Green	12/11/15	4	0	24	at Illinois State
	Seth Fisher	10/4/14	4	0	24	at Liberty
	Kendall Gaskins	9/8/12	4	0	24	Gardner-Webb
	Tyler Kirchoff	10/2/10	4	0	24	Coastal Carolina
	Tim Hightower	9/29/07	4	0	24	New Hampshire
	Tim Hightower	9/22/07	4	0	24	at Bucknell
	Tim Hightower	9/8/07	4	0	24	at Northeastern
	Jimmie Miles	9/4/99	4	0	24	Va. Military
	W.T. Jeffers	10/20/45	4	0	24	at Guilford
	Pierce Simpson	11/24/17	4	0	24	Rand.-Macon

## SEASON

Name	Year	TD	EP1	EP2	FG	Total	
1.	Tim Hightower	2007	23	0	0	138	
2.	Jacobi Green	1015	22	0	2	134	
3.	Josh Vaughan	2008	20	0	0	120	
4.	Griffin Trau	2016	0	42	0	23	111
5.	Andrew Howard	2008	0	59	0	17	110
6.	Andrew Howard	2007	0	58	0	15	103
7.	Seth Fisher	2014	16	0	0	0	96
	Kendall Gaskins	2012	16	0	0	0	96
9.	Peter Yoder	2014	0	36	0	19	93
10.	Greg Grooms	1984	15	0	0	0	90

## CAREER

Name	Years	TD	EP1	EP2	FG	Total	
1.	Andrew Howard	2006-09	0	195	0	55	360
2.	Griffin Trau	2014-18	0	107	0	47	248
3.	Tim Hightower	2004-07	39	0	0	0	234
4.	Kendall Gaskins	2009-12	38	0	0	0	228
5.	Josh Vaughan	2005-08	35	0	0	0	210
6.	Jacobi Green	2012-15	34	0	1	0	206
7.	Doug Kirchner	1999-02	0	91	0	33	190
8.	Rob Courter	1987-90	0	65	0	41	188
9.	Peter Yoder	2013-15	0	79	0	32	175
10.	Uly Scott	1991-94	29	0	0	0	174

## Touchdowns

GAME	Name	Date	No.	Opponent
1.	Erwin Matthews	9/19/87	6	Massachusetts
2.	Jacobi Green	10/24/15	5	at James Madison
	Jimmie Miles	11/21/98	5	William & Mary
	Henry Dohrman	11/3/28	5	Lynchburg
	William Ziegler	11/25/20	5	Randolph-Macon
6.	Jacobi Green	12/11/15	4	at Illinois State
	Seth Fisher	10/4/14	4	at Liberty
	Kendall Gaskins	9/8/12	4	Gardner-Webb
	Tyler Kirchoff	10/2/10	4	Coastal Carolina
	Tim Hightower	9/29/07	4	New Hampshire
	Tim Hightower	9/22/07	4	at Bucknell
	Tim Hightower	9/8/07	4	at Northeastern
	Jimmie Miles	9/4/99	4	Virginia Military
	Earl Stoudt	11/23/61	4	William & Mary
	W.T. Jeffers	10/20/45	4	at Guilford
	Pierce Simpson	11/24/17	4	Randolph-Macon

## SEASON

Name	Year	No.	
1.	Tim Hightower	2007	23
2.	Jacobi Green	2015	22
3.	Josh Vaughan	2008	20
4.	Seth Fisher	2014	16
	Kendall Gaskins	2012	16
6.	Greg Grooms	1984	15
7.	Barty Smith	1973	14
8.	Uly Scott	1992	13
	Erwin Matthews	1987	13
10.	Stacy Tutt	2005	12
	Jimmie Miles	1998	12
	Danny Holly	1985	12

## CAREER

Name	Years	No.	
1.	Tim Hightower	2004-07	39
2.	Kendall Gaskins	2009-12	38
3.	Josh Vaughan	2005-08	35
4.	Jacobi Green	2012-15	34
5.	Seth Fisher	2011-15	29
	Uly Scott	1991-94	29
7.	Stacy Tutt	2002-05	26
8.	Jimmie Miles	1996-99	24
9.	Brian Brown	2013-16	23
	Eric Ward	2006-09	23
	Greg Grooms	1983-86	23

## Points Scored Kicking

GAME	Name	Date	EP1	FG Tot	Opponent	
1.	Sean O'Haire	10/2/24	2	5	17	Towson
	R. Hinshaw	9/15/12	5	4	17	at VMI
2.	Griffin Trau	11/26/16		15		N.C. A&T
	Peter Yoder	10/24/15		15		at JMU
4.	Andrew Howard	9/20/08	5	3	14	Maine
	Doug Kirchner	10/19/02	2	4	14	James Madison
6.	Peter Yoder	10/18/14	4	3	13	Rhode Island
	Brandon Jordi	11/1/13	1	4	13	Albany
	Brandon Jordi	10/12/13	1	4	13	at James Madison
	Wil Kamin	9/24/11	4	3	13	New Hampshire
	Andrew Howard	9/29/07	4	3	13	New Hampshire
	Brendan Toibin	10/12/85	4	3	13	at Maine

## SEASON

Name	Year	EP1 (Att.)	FG (Att.)	Total	
1.	Griffin Trau	2016	42 (42)	23 (26)	111
2.	Andrew Howard	2008	59 (61)	17 (27)	110
3.	Andrew Howard	2007	58 (58)	15 (22)	103
4.	Peter Yoder	2014	36 (38)	19 (27)	93
5.	Joseph Fore	2005	36 (39)	16 (20)	84
6.	Andrew Howard	2009	44 (46)	13 (22)	83
7.	Peter Yoder	2015	43 (47)	13 (17)	82
	Brandon Jordi	2013	28 (32)	18 (23)	82
9.	R. Hinshaw	2012	36 (42)	15 (22)	81
10.	Andrew Lopez	2023	43 (46)	11 (17)	76

## CAREER

Name	Years	EP1 (Att.)	FG (Att.)	Total	
1.	Andrew Howard	2006-09	195 (199)	55 (84)	360
2.	Griffin Trau	2014-18	107 (113)	47 (58)	248
3.	Rob Courter	1987-90	65 (67)	41 (62)	188
4.	Peter Yoder	2013-15	79 (85)	32 (44)	175
5.	Jake Larson	2019-22	87 (89)	41 (57)	169
6.	Brendan Toibin	1983-85	70 (78)	30 (51)	160
7.	Doug Kirchner	1999-02	72 (84)	25 (42)	147
8.	Joseph Fore	2002-05	58 (63)	22 (35)	124
9.	Scott Schramme	1979-81	49 (53)	22 (42)	115
10.	Terry Carter	1973-75	68 (73)	11 (23)	101
	Keith Clark	1970-72	56 (62)	15 (29)	101

## Extra Points Made

GAME	Name	Date	No.	Opponent
1.	Andrew Howard	10/4/08	8	at VMI
	Andrew Howard	9/16/06	8	VMI
	W.R. Broadus	11/25/20	8	Randolph-Macon
4.	Griffin Trau	09/16/17	7	Howard
	Andre Howard	11/14/09	7	at Georgetown
	Andrew Howard	9/8/07	7	at Northeastern
	Rob Courter	9/19/87	7	Massachusetts
	Mike Dussault	12/27/68	7	vs. Ohio
9.	Griffin Trau	12/05/15	6	William & Mary
	Peter Yoder	10/24/15	6	at James Madison
	Peter Yoder	10/3/15	6	Maine
	Peter Yoder	09/19/15	6	VMI
	Andrew Howard	09/19/09	6	Hofstra
	Andrew Howard	9/13/08	6	Towson
	Andrew Howard	11/10/07	6	at Delaware
	Andrew Howard	10/13/07	6	Stony Brook
	Andrew Howard	9/22/07	6	at Bucknell
	Andrew Howard	9/23/06	6	Bucknell
	Joseph Fore	11/12/05	6	at Towson
	Greyson Masters	9/2/95	6	Virginia Military
	Ned Ahnell	10/4/86	6	Boston University
	Steve Adams	9/30/78	6	Cincinnati
	Terry Carter	9/15/73	6	at Davidson
	Mike Bragg	10/14/67	6	at Furman
	George Gasser	10/13/43	6	Norfolk Marines

## SEASON

Name	Year	Made (Att.)	
1.	Andrew Howard	2008	59 (61)
2.	Andrew Howard	2007	58 (58)
3.	Andrew Howard	2009	44 (46)
4.	Peter Yoder	2015	43 (47)
5.	Griffin Trau	2016	42 (42)
6.	Griffin Trau	2017	37 (41)
7.	Peter Yoder	2014	36 (38)
	Remington Hinshaw	2012	36 (42)
	Joseph Fore	2005	36 (39)
	Terry Carter	1973	36 (38)

## CAREER

Name	Years	Made (Att.)	
1.	Andrew Howard	2006-09	195 (199)
2.	Griffin Trau	2014-18	107 (113)
3.	Doug Kirchner	1999-02	91 (106)
4.	Jake Larson	2019-22	87 (89)
5.	Peter Yoder	2013-15	79 (85)
6.	Brendan Toibin	1983-85	70 (78)
	Terry Carter	1973-75	68 (73)
8.	Rob Courter	1987-90	65 (67)
9.	Mike Dussault	1968-69	59 (64)

10. Joseph Fore

2002-05

58 (63)

## Field Goals Made

GAME	Name	Date	No. (Att.)	Opponent
1.	Sean O'Haire	11/2/24	5(5)	Towson
	Griffin Trau	11/26/16	4(4)	N.C. A&T
	Brandon Jordi	11/1/13	4(5)	Albany
	Brandon Jordi	10/12/13	4(5)	at James Madison
	Remington Hinshaw	9/15/12	4(5)	at VMI
4.	Jake Larson	10/5/19	3(4)	vs. Albany
	Jake Larson	9/28/18	3(3)	at Fordham
	Griffin Trau	11/15/16	3(3)	Villanova
	Griffin Trau	10/08/16	3(3)	at Albany
	Peter Yoder	10/24/15	3(4)	at James Madison
	Peter Yoder	10/25/14	3(3)	at Elon
	Peter Yoder	10/18/14	3(4)	Rhode Island
	Wil Kamin	9/24/11	3(3)	New Hampshire
	Wil Kamin	10/23/10	3(3)	Towson
	Andrew Howard	11/28/09	3(4)	vs. Elon
	Andrew Howard	11/22/08	3(4)	at William & Mary
	Andrew Howard	9/20/08	3(3)	Maine
	Andrew Howard	9/29/07	3(4)	New Hampshire
	Todd Barton	11/14/92	3(3)	Delaware
	Rob Courter	11/3/90	3(3)	Massachusetts
	Rob Courter	11/5/88	3(3)	Massachusetts
	Rob Courter	11/14/87	3(3)	Villanova
	Brendan Toibin	10/12/85	3(4)	at Maine
	Scott Schramme	10/25/80	3(4)	Virginia Tech
	Terry Carter	11/9/74	3(4)	East Carolina

## SEASON

Name	Year	No. (Att.)	
1.	Griffin Trau	2016	23 (26)
	Peter Yoder	2014	19 (27)
2.	Brandon Jordi	2013	18 (23)
	Rob Courter	1988	18 (24)
4.	Jake Larson	2019	17 (22)
	Andrew Howard	2008	17 (27)
6.	Joseph Fore	2005	16 (20)
7.	Remington Hinshaw	2012	15 (22)
	Andrew Howard	2007	15 (22)
9.	Peter Yoder	2015	13 (17)
	Andrew Howard	2009	13 (22)
	Andrew Slater	1996	13 (18)

## CAREER

Name	Years	No. (Att.)	
1.	Andrew Howard	2006-09	55 (84)
2.	Griffin Trau	2014-18	47 (58)
3.	Rob Courter	1987-90	41 (62)
4.	Jake Larson	2019-22	37 (49)
5.	Doug Kirchner	1999-02	33 (56)
	Peter Yoder	2013-15	32 (44)
7.	Brendan Toibin	1983-85	30 (51)
8.	Joseph Fore	2002-05	22 (35)
	Scott Schramme	1979-81	22 (42)
10.	Wil Kamin	2009-12	19 (23)

## Longest Field Goals

Name	Date	Yds	Opponent
1.	Johnnie Jones	10/25/75	56 at Appalachian State
2.	Andrew Howard	11/8/08	53 at Hofstra
	Scott Schramme	10/6/79	53 Arkansas State
4.	Brendan Toibin	9/3/83	52 at Southern Miss.
	Johnnie Jones	10/30/76	52 Chattanooga
6.	Ricky Seagers	11/19/16	51 at William & Mary
7.	Jake Larson	10/5/19	50 Albany
	Ricky Seagers	09/03/16	50 at Virginia
9.	Mike White	9/6/97	49 at Colgate
10.	Jake Larson	10/5/19	48 Albany
	Peter Yoder	10/24/15	48 at James Madison



# SPECIAL TEAMS RECORDS



## Field Goals Attempted

Game	Yds	Opponent
5	Sean O'Haire v. Towson, 11/2/24	
5	Jake Larson vs. Elon, 10/1/22	
5	Brandon Jordi vs. Albany, 11/1/13	
5	Brandon Jordi at James Madison, 11/1/13	
5	Remington Hinshaw at VMI, 9/15/12	
4	Jake Larson vs. Albany, 10/5/19	
4	Griffin Trau vs. N.C. A&T, 11/26/16	
4	Peter Yoder at James Madison, 10/24/15	
4	Peter Yoder vs. Rhode Island, 10/18/14	
4	Peter Yoder at Liberty, 10/04/14	
4	Remington Henshaw vs. Delaware, 11/10/12	
4	Remington Hinshaw at New Hampshire,	
10/13/12		
4	Andrew Howard vs. Elon, 11/28/09	
4	Andrew Howard vs. William & Mary, 11/21/09	
4	Andrew Howard at William & Mary, 11/22/08	
4	Andrew Howard vs. New Hampshire, 9/29/07	
4	Terry Carter vs. East Carolina, 11/9/74	
4	Steve Adams at Wisconsin, 9/16/78	
4	Scott Schramme vs. Virginia Tech, 10/25/80	
4	Brendan Toibin at Maine, 10/12/85	
Season	27	Peter Yoder, 2014
		Andrew Howard, 2008
Career	84	Andrew Howard, 2006-09

## Extra Points Attempted

Game	9W.R. Broadus vs. Randolph-Macon, 11/25/20
Season	61 Andrew Howard, 2008
Career	199 Andrew Howard, 2006-09

## Consecutive Extra Points Made

Andrew Howard	2006-08	121
---------------	---------	-----

## Kickoff Return Yardage

GAME	Name	Date	No	Yds	Avg	Opponent
1.	Aaron Dykes	10/26/19	4	226	56.5	at Delaware
2.	Justin Rogers	9/29/07	5	222	44.4	New Hampshire
3.	Justin Rogers	12/7/07	8	217	27.1	at App. State
4.	Jesse Williams	9/27/80	5	215	43.0	at West Virginia
5.	Justin Rogers	9/1/07	5	201	40.2	at Vanderbilt
6.	Jeremiah Hamlin	11/15/14	10	192	19.2	James Madison
7.	Cordell Roane	10/2/99	4	189	47.3	at Delaware
8.	Dejon Brissett	09/13/18	3	182	60.7	at St. Francis
9.	Wayne Pettus	9/24/11	4	159	39.8	New Hampshire
10.	Erwin Matthews	11/8/86	4	156	39.0	Virginia Tech

## SEASON

Name	Year	No	Yds	Avg	
1.	Aaron Dykes	2021	16	492	30.8
2.	Justin Rogers	2007	33	1,002	30.4
3.	Aaron Dykes	2019	23	623	24.4
4.	Rod Boothes	1991	33	813	24.6
5.	Erwin Matthews	1986	32	774	24.2
6.	Wayne Pettus	2011	32	714	22.3
7.	Justin Rogers	2008	34	702	20.6
8.	Eric Hopkins	1990	37	696	18.8
9.	Jesse Williams	1977	28	652	23.3
10.	Jeremiah Hamlin	2014	29	647	22.3

## CAREER

Name	Years	No	Yds	Avg	
1.	Justin Rogers	2007-10	112	2,561	22.9
2.	Rod Boothes	1990-93	82	1,854	22.6
3.	Aaron Dykes	2018-22	74	1,802	24.5
4.	Jesse Williams	1977-80	79	1,773	22.4
5.	Erwin Matthews	1985-88	67	1,512	22.6
6.	Jeremiah Hamlin	2014-15	38	834	21.9
7.	TyRonne Turner	1997-00	54	1,103	20.4
8.	Clement Johnson	2000-04	52	1,076	20.7
9.	Eric Hopkins	1987-90	53	1,029	19.4
10.	Billy Starke	1981-82	44	873	19.8

## Punt Return Yardage

GAME	Name	Date	No	Yds	Opponent
1.	Perry Schulz	11/29/34	--	222	William & Mary
2.	Jeff Nixon	9/16/78	7	160	at Wisconsin

3.	Derek Hatcher	10/13/07	5	141	Stony Brook
4.	Derek Hatcher	9/20/08	7	133	Maine
	Ed Elliott	9/17/55	--	133	Randolph-Macon
6.	John Armstrong	11/2/85	4	126	at Boston University
7.	Earl Stoudt	10/22/60	--	125	Davidson
8.	Brian Jordan	9/24/88	2	103	Delaware
	John Armstrong	9/14/85	6	103	Massachusetts

## SEASON

Name	Year	No	Yds	Avg	
1.	Winston October	1998	41	539	13.1
2.	John Armstrong	1985	19	391	20.5
3.	Jeff Nixon	1978	34	342	10.1
4.	Derek Hatcher	2008	31	334	10.8
5.	Brian Jordan	1988	23	333	14.5
6.	Derek Hatcher	2009	28	286	10.2
7.	Winston October	1995	37	284	7.7
8.	Sean Gustus	1999	29	279	9.6
9.	Derek Hatcher	2007	23	276	12.0
	Brian Jordan	1987	26	276	10.6

## CAREER

Name	Years	No	Yds	Avg	
1.	Winston October	1995-98	112	1,097	9.8
2.	Derek Hatcher	2006-09	82	896	10.9
3.	Brian Jordan	1986-88	60	692	11.5
4.	David Ames	1955-57, 59	36	609	16.9
5.	Earl Stoudt	1958-61	49	499	10.2
6.	John Armstrong	1984-85	33	472	14.3
7.	Ryan Mace	2004-06	43	399	9.3
8.	Sean Gustus	1998-01	39	381	9.8
9.	Mike Bixiones	1967-68	45	379	8.4
10.	Justin Rogers	2007-10	26	351	6.8

## Longest Kickoff Returns

Name	Date	Yds	Opponent
1.	Reggie Evans	9/15/79	100 at Virginia Military
	Jesse Williams	10/7/78	100 at Villanova
	Ed Kreilis	10/18/75	100 Virginia Military
4.	John Armstrong	11/3/84	99 Colgate
5.	Aaron Dykes	10/26/19	98 at Delaware
6.	Dejon Brissett	09/13/18	94 at St. Francis
	Tremayne Graham	11/14/09	94 at Georgetown
	Rod Boothes	9/19/92	94 at Villanova
	Jesse Williams	9/27/80	94 at West Virginia
	Demetri Kornegay	10/15/77	94 at East Carolina
	Earl Stoudt	11/14/59	94 Furman
	Art D'Arrigo	10/26/57	94 at Rutgers

## Longest Punt Returns

Name	Date	Yds	Opponent
1.	Dejon Brissett	11/26/16	92 N.C. A&T
	Arthur Jones	10/15/38	92 Virginia Military
3.	Derek Hatcher	10/17/09	90 at Maine
4.	John Armstrong	9/14/85	86 Massachusetts
5.	Walt Bolen	10/10/47	85 at Maryland
6.	Brian Jordan	9/24/88	84 Delaware
	Mike Marinkov	11/22/56	84 William & Mary
8.	Earl Stoudt	10/22/60	80 Davidson
	Ed Elliott	9/18/53	80 Randolph-Macon
10.	Art D'Arrigo	9/20/58	76 at West Virginia

## Longest Field Goals

Name	Date	Yds	Opponent
1.	Johnnie Jones	10/25/75	56 at Appalachian State
2.	Andrew Howard	11/8/08	53 at Hofstra
	Scott Schramme	10/6/79	53 Arkansas State
4.	Brendan Toibin	9/3/83	52 at Southern Miss.
	Johnnie Jones	10/30/76	52 Chattanooga
6.	Ricky Seagers	11/19/16	51 at William & Mary
7.	Ricky Seagers	09/03/16	50 at Virginia
8.	Mike White	9/6/97	49 at Colgate
9.	Peter Yoder	10/24/15	48 at James Madison
	Brandon Jordi	11/1/13	48 Albany
	Andrew Howard	11/21/09	48 William & Mary

## Most Punts

Game	25	Jack Dobson vs. William & Mary, 11/29/34
Season	82	Mike White, 1996
Career	229	Mike White, 1994-97

## Most Punt Returns

Game	8	Jim Crenshaw vs. The Citadel, 11/11/67
Season	41	Winston October, 1998
Career	112	Winston October, 1995-1998

## Most Punt Returns For Touchdown

Game	No	Player
1	1	Many players
		Last: Savon Smith vs Wofford, 9/7/24
Season	2	John Armstrong, 1985
Career	2	Derek Hatcher, 2005-09
		Jonathan Mayfield, 2006-09
		Arthur Jones, 1938-40
		Mickey Marinkov, 1955-58
		John Armstrong, 1984-85

## Most Kickoff Returns

Game	10	Jeremiah Hamlin vs. James Madison, 11/15/14
Season	37	Eric Hopkins, 1990
Career	112	Justin Rodgers, 2006-10

## Most Kickoff Returns For Touchdown

Game	2	Aaron Dykes (10/26/19 at Delaware)
Season	2	Aaron Dykes, 2019
		Justin Rogers, 2007
		Erwin Matthews, 1986
Career	3	Aaron Dykes (2018-21)
		Erwin Matthews, 1986-88

## Punting Average

GAME	Name	Date	Avg	Opponent
1.	Aaron Trusler	11/2/24	52.75	vs North Carolina A&T
2.	Brian Radford	11/8/8	52.0	at Hofstra
3.	Mark Philp	9/2/78	51.5	Southern Mississippi
4.	Mike Bragg	10/30/65	51.3	The Citadel
5.	Mike Bragg	10/14/67	50.8	at Furman
6.	Bruce Allen	11/6/76	50.8	East Carolina
7.	Kevin Wolfe	10/21/78	50.8	East Carolina
8.	Joe Gulli, Jr.	10/26/13	49.2	Towson
9.	D.J. Helkowski	09/12/15	48.0	at Hampton
10.	Joe Gulli, Jr.	9/21/13	47.7	Liberty

## SEASON

Name	Year	Avg	
1.	Kevin Wolfe	1978	43.9
2.	Bruce Allen	1976	42.9
3.	Mike Bragg	1966	42.8
4.	Bruce Allen	1975	41.9
5.	Mike Bragg	1965	41.7
6.	Aaron Trusler	2023	41.5
7.	Mike Bragg	1967	41.4
8.	Wil Kamin	2010	41.1
9.	Arthur Jones	1940	41.0
10.	Jeff Olivo	1988	40.8

## CAREER

Name	Years	Avg	
1.	Mike Bragg	1965-67	41.9
2.	Wil Kamin	2009-12	41.1
3.	Bruce Allen	1975-77	40.1
4.	Jay Jones	1971-73	39.8
5.	Kevin Wolfe	1978-80	39.6
6.	Joe Gulli Jr.	2013	39.2
7.	Nick Hicks	2009-12	38.7
8.	D.J. Helkowski	2014-17	38.5
9.	Chris Radford	2002-05	38.3
10.	Brett Weigand	2007-09	37.7

## Longest Punts

Name	Date	Yds	Opponent
1.	Jack Dobson	10/13/34	85 vs. Emory & Henry
2.	Ron Gordon	11/7/64	80 at Buffalo
3.	Bruce Allen	11/6/76	79 East Carolina
	Arthur Jones	10/5/40	79 at Virginia Tech
5.	Jack Dobson	11/24/32	78 William & Mary
6.	Aaron Trusler	11/18/23	76 at William & Mary
	Mike White	11/1/97	76 Northeastern
8.	Aaron Trusler	10/5/24	75 North Carolina A&T
9.	Aaron Trusler	9/14/24	74 Charleston Southern
	Jeff Olivo	9/2/89	74 Villanova



# DEFENSIVE RECORDS

## Interceptions

GAME	Name	Date	No.	Opponent
1.	David Jones	10/31/15	4	Albany
2.	Seth Williams	12/6/08	3	at Appalachian State
	Scott Burton	9/28/91	3	Virginia Military
	Brian Jordan	10/17/87	3	at Maine
	Mark Aucker	10/18/86	3	Virginia Military
	Mike London	11/13/82	3	North Texas State
	Louis Wacker	11/6/54	3	Wake Forest
	Marion Timberlake	9/28/46	3	Virginia Military

SEASON	Name	Year	No.
1.	David Jones	2015	9
2.	Jeff Nixon	1976	8
3.	Justin Rogers	2008	7
	Taylor Lackey	1985	7
	Jeff Nixon	1978	7
6.	Winston October	1998	6
	Mike London	1982	6
	Bob Loprete	1972	6
	Ray Easterling	1970	6
10.	Wayne Pettus	2013	5
	Darryl Hamilton	2012	5
	Doug Howell	2012	5
	Ramon Richeson	2002	5
	Maurice Glenn	1993	5
	Scott Burton	1992	5
	Scott Burton	1991	5
	James Smith	1989	5
	Mark Aucker	1986	5

CAREER	Name	Years	No.
1.	Jeff Nixon	1975-78	23
2.	Scott Burton	1991-94	16
3.	David Jones	2012-16	14
4.	Justin Rogers	2007-10	12
	Winston October	1995-98	12
	Taylor Lackey	1982-85	12
7.	Maurice Glenn	1991-94	11
	Brian Jordan	1986-88	11
9.	Patrick Weldon	2007-10	10
	Bob Loprete	1971-73	10
	Ray Easterling	1969-71	10

## Longest Interception Return

Name	Date	No.	Opponent	
1. David Jones	12/05/15	100	William & Mary	
2. Tom Theodose	11/5/55	95	Davidson	
3. Michael Ireland	10/24/09	91	Massachusetts	
4. Jabril Hayes	11/2/24	90	Towson	
	Wayne Tosh	10/24/70	83	East Carolina
5. Wayne Galloway	09/23/23	81	Delaware State	
	J.M. Stoneburner	11/3/45	81	Oceana Air Base
6. Bob Loprete	10/21/72	80	at Furman	
7. Dale Matthews Jr.	09/01/18	72	at Virginia	
	Bob Longacre	9/18/43	72	Richmond Air Base
9. Hobson Snead	10/1/21	70	Catholic	
10. Joe Stromick	10/3/64	67	at So. Mississippi	

## Interception Return Yards Gained

Game	100	David Jones vs. William & Mary, 12/5/15
Season	171	Jeff Nixon, 1978
Career	379	Jeff Nixon, 1975-78

## Interception Returns For Touchdown

Game	1	Many players
		Last: Jabril Hayes vs. Charleston Southern (9/14/24)
Season	2	Wayne Galloway, 2023
		Justin Rogers, 2008
		Derek Hatcher, 2008
		Jeff Nixon, 1978
		Ray Easterling, 1970
		Buddy Davis, 1958
		Marion Timberlake, 1946
		Victor Chaltain, 1931
		Hobson Snead, 1921
Career	3	Justin Rogers, 2007-10
	2	Derek Hatcher, 2006-09
		Shawn Barber, 1994-97
		Scott Burton, 1991-94
		Jeff Nixon, 1975-78
		Bob Loprete, 1971-73
		Ray Easterling, 1969-71
		Buddy Davis, 1955-58
		Marion Timberlake, 1946

Victor Chaltain, 1931-33  
Hobson Snead, 1919-22

## Tackles

SEASON	Name	Years	No.
1.	Larry Braun	1978	186
2.	Eric Johnson	1991	179
3.	Eric Johnson	1990	173
	Eric Johnson	1992	173
5.	James Smith	1990	150
6.	Damon Miller	1986	145
7.	Troy Gray	1986	144
8.	Omar Howard	2015	136
9.	Darius McMillan	2011	133
	Larry Braun	1979	133

## CAREER

Name	Years	No.
1. Eric Johnson	1989-92	643
2. Tristan Wheeler	2018-23	487
3. Eric McBride	2007-10	446
4. Larry Braun	1977-80	429
5. Maurice Glenn	1991-94	424
6. Adam Goloboski	2003-06	406
7. Tristan Wheeler	2018-23	403
8. Lamont Neal	1994-97	401
9. Troy Gray	1982-84	389
10. Damon Miller	1984-86	353

## Sacks

SEASON	Name	Year	No.
1.	Marc Megna	1997	14.0
2.	Marc Megna	1998	13.0
3.	Jeremiah Grant	2024	11.5
	Lawrence Sidbury Jr.	2008	11.5
4.	Sherman Logan	2005	11.0
5.	Maurice Jackson	2018	10.0
	Steve Boyer	2002	10.0
7.	Darius Reynolds	2021	9.5
	Jon Wilfong	2001	9.5
9.	Tracy Parker	1991	9.0
10.	Tom Coles	1987	8.0
	Tom Coles	1988	8.0
	Edmond Mintah	1994	8.0
	Steve Quander	1997	8.0
	Justin Oravitz	1997	8.0

## CAREER

Name	Years	No.	
1. Marc Megna	1994-98	32.0	
2. Andrew Clyde	2014-18	25.0	
	Steve Quander	1994-97	25.0
4. Tom Coles	1986-88	24.5	
5. Darius Reynolds	2016-21	20.0	
	Lawrence Sidbury Jr.	2004-08	20.0
	Sherman Logan	2003-08	20.0
	Shawn Barber	1994-97	20.0
	Justin Oravetz	1995-97	20.0
10. Jeremiah Grant	2021-24	19.5	
	Maurice Jackson	2016-19	19.5
	Jonathan Wilfong	1997-01	19.5

## Fewest Rushing First Downs Allowed

Game	1	Elon, 10/25/14
		Delaware, 11/15/08
		Furman, 11/8/69
Season	56	2001

## Fewest Rushing Yards Allowed

Game	-27	at James Madison, 10/25/97
Season	958	2001
Per Game	79.0	2009

## Fewest Passing First Downs Allowed

Game	0	Georgetown, 10/25/08
		at VMI, 10/4/08
		at Virginia Tech, 9/27/75
Season	31	1958

## Fewest Passing Yards Allowed

Game	-2	at Northeast Louisiana, 10/27/73
Season	363	1953
Per Game	40.3	1953

## Most Interceptions

Game	8	at Hampden-Sydney, 10/8/38
Season	29	2008

## Most Interception Return Yards

Game	133	Cincinnati, 9/30/78
Season	475	2008

## Most Interception Returns For TD

Game	2	Towson, 9/13/08
		at Boston University, 9/28/96
		Cincinnati, 9/30/78
Season	4	2008
		1946

## Most Opponent Fumbles

Game	11	vs. East Carolina, 10/21/78
Season	44	1978

## DEFENSIVE TEAM RECORDS

### Fewest Points Allowed

Season	20	1939
--------	----	------

### Fewest Touchdowns Allowed

Season	3	1939
--------	---	------

### Most Shutouts of Opponents

Season	7	1939
--------	---	------

### Fewest First Downs Allowed

Game	3	Delaware, 11/15/08
		Furman, 11/8/69
Season	105	1962

### Fewest Total Offense Yards Allowed

Game	53	Delaware, 11/15/08
Season	1,569	1954
Per Game	174.3	1954



# TEAM RECORDS

## Scoring

GAME	Opponent	Date	TD	EP1	EP2	FG	Tot	Score
1.	Randolph-Macon	11/24/17	12	8	0	0	80	80-0
2.	Norfolk Marines	10/13/43	11	8	0	0	74	74-7
3.	Howard	09/16/17	10	8	0	0	68	68-21
4.	Randolph-Macon	11/25/20	9	8	0	0	62	62-7
5.	James Madison	10/24/15	7	6	1	3	59	59-49
6.	VMI	9/16/06	8	8	0	0	58	58-7
7.	at VMI	10/4/08	8	8	0	0	56	56-16
	VMI	9/20/97	8	6	1	0	56	56-3
9.	Boston Univ.	10/4/86	8	6	1	0	56	56-15
10.	Morehead State	8/30/14	7	5	1	2	55	55-10
	Colgate	11/3/84	7	7	0	2	55	55-24

SEASON	Year	G	TD	EP1	EP2	FG	SF	Tot	Avg
1.	2008	16	64	62	0	0	0	506	31.6
2.	2007	14	63	58	4	15	0	489	34.9
3.	2015	14	61	51	3	13	0	462	33.0
4.	2014	14	54	46	4	19	0	435	31.1
5.	2016	14	47	42	1	25	0	401	28.6
6.	2009	13	47	44	2	13	1	389	29.9
7.	2012	11	47	38	0	15	0	365	33.2
8.	2005	13	44	37	0	16	0	349	26.8
9.	2017	11	44	38	0	12	1	340	30.9
10.	1992	11	46	24	5	8	1	338	30.7

## Total Offense

GAME	Opponent	Date	Run	Pass	Yds
1.	at James Madison	10/24/15	305	415	720
2.	at Delaware	11/16/13	137	543	680
3.	at Sam Houston State	09/01/17	106	546	652
4.	Morehead State	8/30/14	235	408	643
5.	at Northeastern	9/8/07	443	199	642
6.	Howard	09/16/17	301	321	622
7.	at Bucknell	9/22/07	405	207	612
8.	Elon	09/22/17	91	497	588
9.	James Madison	9/12/92	272	313	585
10.	VMI	11/5/05	273	300	573

SEASON	Year	G	Run	Pass	Yds
1.	2014	14	2,060	4,393	6,453
2.	2015	14	2,892	3,653	6,236
3.	2008	16	2,992	2,877	5,869
4.	2016	14	2,302	3,801	5,739
5.	2007	14	3,545	2,391	5,689
6.	2013	12	1,358	3,939	5,297
7.	2017	11	1,229	3,751	4,980
8.	2005	13	2,465	2,492	4,957
9.	1992	11	1,944	2,817	4,761
10.	2009	13	2,065	2,532	4,597

## Passes Attempted

GAME	Name	Date	Att
1.	at James Madison	10/12/13	64
2.	at #23 Elon	10/01/22	59
3.	vs. Ohio	12/27/68	58
4.	at New Hampshire	10/13/12	57
5.	at Sam Houston State	09/01/17	56
6.	Stony Brook	10/28/17	53
	at Coastal Carolina	12/6/14	53
	VMI	10/25/41	53
9.	Massachusetts	10/29/11	52
10.	New Hampshire	9/24/11	50
	at Villanova	11/4/06	50
	Hofstra	10/22/05	50

SEASON	Year	G	Att	Avg
1.	2014	14	575	41.1
2.	2013	12	533	44.4
3.	2012	11	441	40.1
4.	2017	11	436	39.6
5.	2016	14	436	31.1
6.	2011	11	410	37.3
7.	2015	14	402	28.7
8.	2005	13	378	29.1
9.	1969	10	373	37.3
10.	2008	16	371	23.2

## Passes Completed

GAME	Opponent	Date	No
1.	at James Madison	10/12/13	41
2.	vs. Ohio	12/27/68	39
3.	vs Stony Brook	09/24/22	37
4.	at Sam Houston State	09/01/17	36
	Towson	10/26/13	36
6.	at Albany	10/11/14	35
	at Liberty	10/4/14	35
	at Delaware	11/16/13	35
	New Hampshire	9/24/11	35
10.	Stony Brook	10/28/17	34
	at Villanova	11/4/06	34

SEASON	Year	G	No	Avg
1.	2014	14	360	25.7
2.	2013	12	350	29.2
3.	2017	11	283	25.7
4.	2012	11	274	24.9
5.	2016	14	272	19.4
6.	2011	11	256	23.3
7.	2015	14	245	17.5
8.	2008	16	234	14.6
9.	2007	14	218	15.6
10.	2009	13	216	16.6

## Passing Yardage

GAME	Opponent	Date	Att	Cmp	Yds	TDs
1.	at Sam Houston	09/01/17	36	56	546	5
2.	at Delaware	11/16/13	46	35	543	5
3.	Elon	09/22/17	27	47	497	3
4.	vs. Ohio	12/27/68	58	39	447	4
5.	James Madison	11/5/16	28	43	435	5
6.	at Villanova	11/4/06	34	50	425	2
7.	at James Madison	10/12/13	64	41	423	2
8.	at James Madison	10/24/15	19	31	415	2
9.	Morehead State	8/30/14	41	28	408	4
10.	at Coastal Carolina	12/6/14	53	27	402	2

SEASON	Year	G	Att	Cmp	Int	Pct	Yds	Avg	TDs
1.	2014	14	575	360	22	62.6	4,393	313.8	27
2.	2013	12	533	350	9	65.7	3,939	328.3	28
3.	2016	14	436	272	11	62.3	3,801	271.5	27
4.	2017	11	436	282	12	64.7	3,751	341.0	28
5.	2015	14	402	245	15	60.9	3,653	260.9	19
6.	2012	11	441	274	4	62.1	2,983	271.2	18
7.	2008	16	371	234	7	.631	2,877	179.8	18
8.	2011	11	410	256	14	.624	2,822	256.5	17
9.	1992	11	286	171	12	.598	2,817	256.1	19
10.	1969	10	373	185	16	.496	2,651	265.1	23

## Rushes

GAME	Opponent	Date	No
1.	East Carolina	11/17/56	88
2.	James Madison	10/13/01	80
3.	Hampden-Sydney	10/27/34	79
4.	The Citadel	10/12/56	78
5.	at Villanova	10/28/00	77

SEASON	Year	G	No	Avg
1.	2008	16	670	41.9
2.	2000	11	669	60.8
3.	2001	11	637	57.9
4.	1996	11	608	55.2
5.	1978	11	601	54.6
6.	1995	11	590	53.6
7.	2007	14	589	42.1
8.	1975	11	588	53.3
9.	1976	11	566	51.5
10.	1992	11	558	50.7

## Rushing Yards

GAME	Opponent	Date	Yds	TD
1.	at Northeastern	9/8/07	443	6
2.	at Villanova	10/28/00	430	4
3.	at Bucknell	9/22/07	405	6
4.	Randolph-Macon	9/21/46	400	5
	Hampden-Sydney	9/24/54	400	3
6.	Randolph-Macon	9/20/47	398	4
7.	at UMass	11/23/21	386	4
8.	at Arkansas State	9/30/00	382	4
9.	Randolph-Macon	9/21/56	376	6
10.	at VMI	10/29/83	373	3

SEASON	Year	G	Att	Yds	YPC	YPG	TD
1.	2007	14	589	3,298	5.6	235.6	39
2.	2008	16	670	2,992	4.5	187.0	40
3.	2000	11	669	2,932	4.4	266.5	22
4.	2001	11	637	2,748	4.3	249.8	20
5.	1998	11	553	2,676	4.8	243.3	26
6.	2015	14	554	2,673	4.8	190.9	39
6.	2005	13	540	2,465	4.6	189.6	26
7.	1981	11	552	2,329	4.2	211.7	17
8.	1995	11	590	2,315	3.9	210.5	19
9.	2002	11	555	2,185	3.9	198.6	16
10.	1987	11	554	2,180	3.9	198.2	19

## First Downs

GAME	Opponent	Date	Run	Pass	Pen	Tot
1.	Hofstra	10/22/05	13	19	3	35
2.	vs. Ohio	12/27/68	8	24	0	32
	James Madison	11/5/83	17	14	1	32
4.	at James Madison	10/24/15	12	15	4	31
	Morehead State	8/30/14	8	23	0	31
	at Delaware	11/16/13	9	20	2	31
	at Rhode Island	12/1/84	17	13	1	31
	New Hampshire	10/10/92	10	16	5	31
9.	at Sam Houston	09/01/17	8	19	2	29
	at New Hampshire	10/13/12	9	17	3	29
	VMI	9/26/09	8	20	1	29
	VMI	11/5/05	15	13	1	29
	at William & Mary	11/17/73	19	8	2	29
	at Virginia Tech	9/7/85	14	13	2	29

SEASON	Year	G	Run	Rec	Pen	Tot	Avg
1.	2014	14	98	213	21	332	23.7
2.	2008	16	166	125	18	309	19.3
3.	2013	12	93	188	18	299	24.9
4.	2007	14	156	121	8	285	20.4
5.	2005	13	138	114	14	266	20.5



# BOWL GAMES

## 1968 Tangerine Bowl

**Richmond 49, Ohio 42**

December 28, 1968

Tangerine Bowl (16,114) - Orlando, Fla.

**ORLANDO, Fla.** - Richmond entered the 1968 Tangerine Bowl as decided underdog to 17th-ranked Ohio University, one of three major unbeaten and untied football teams in the nation. But, as the Bobcats would soon learn, sometimes the worst bite is that of an upset-minded Spider.

Quarterback Buster O'Brien threw for a school-record 447 yards on 38-of-58 passing, split end Walker Gillette reeled in 20 passes for 242 yards and safety Jimmy Altis grabbed one interception and recovered two fumbles in leading Richmond to a 49-42 win at Orlando, Fla.

"It is the biggest thing I have ever been associated with," Spider head coach Frank Jones said. "I know it is the biggest athletic victory for the University of Richmond."

Ohio took the early lead when quarterback Cleve Brown fired a 48-yard touchdown strike to Todd Snyder, the first of three scores for the fleet receiver. Richmond knotted the score on O'Brien's scoring pass to Jim Livesay. Minutes later, O'Brien scored on a 31-yard touchdown run, putting the Spiders in front for good.

"I've played football a long time, but this is the greatest," O'Brien said after the game. "It's something we've been working on since spring practice."

### SCORING SUMMARY

	1	2	3	4	Final
<b>Richmond</b>	7	21	14	7	49
<b>Ohio</b>	7	14	13	8	42

- 10:51 (1st) OU - Snyder 49 yd pass from Bryant (Pataki kick)
- 02:51 (1st) UR - Livesay 24 yd pass from O'Brien (Dussault kick)
- 12:59 (2nd) UR - O'Brien 31 yd run (Dussault kick)
- 10:37 (2nd) OU - Bryant 7 yd run (Pataki kick)
- 08:39 (2nd) UR - Kellum 1 yd run (Dussault kick)
- 04:50 (2nd) UR - Gillette 5 yd pass from O'Brien (Dussault kick)
- 00:33 (2nd) OU - Snyder 3 yd pass from Bryant (Pataki kick)
- 10:22 (3rd) OU - Snyder 45 yd pass from Bryant (Pataki kick)
- 04:06 (3rd) UR - Kellum 4 yd run (Dussault kick)
- 01:30 (3rd) UR - Crenshaw 12 yd pass from O'Brien (Dussault kick)
- OU - LeVeck 2 yd run (run failed)
- 05:29 (4th) UR - Livesay 15 yd pass from O'Brien (Dussault kick)
- 01:33 (4th) OU - Houmard 3 yd pass from Bryant (LeVeck run)

### INDIVIDUAL STATISTICS

#### RICHMOND

Rushing (Att-Yds): Kellum 15-36, O'Brien 7-39, Crenshaw 4-19, Morris 2-7, Olejack 2-4, Mauro 2-4  
 Passing (Comp-Att-Int-Yds): O'Brien 39-58-1-447-4TD  
 Receiving (Rec-Yds): Gillette 20-242, Livesay 10-127, Crenshaw 4-31, Olejack 2-28, England 1-10, Kellum 1-9, Morris 1-0

#### OHIO

Rushing (Att-Yds): LeVeck 20-85, Bryant 17-74, Houmard 5-19, Mitchell 1-(-2)  
 Passing (Comp-Att-Int-Yds): Bryant 17-33-2-223-4TD, LeVeck 1-1-0-46  
 Receiving (Rec-Yds): Snyder 11-214, Swindell 3-28, LeVeck 2-33, Houmard 2-14



Jim Livesay caught 10 passes for 127 yards and scored two touchdowns in the Spiders' 49-42 win in the 1968 Tangerine Bowl.

## 1971 Tangerine Bowl

**Toledo 28, Richmond 3**

December 28, 1971

Tangerine Bowl (16,750) - Orlando, Fla.

**ORLANDO, Fla.** - By beating William & Mary 21-19, the Spiders won the Southern Conference Championship and an automatic bid to the Tangerine Bowl, where Richmond met the undefeated and highly-ranked University of Toledo Rockets. The Rockets brought a 34-game winning streak into the contest. Barty Smith represented the Spiders' offense on the day with 10 carries for 51 yards. Richmond was overwhelmed by the tenacious Rocket defense which allowed Spider quarterback Ken Nichols just two completions and forced two interceptions and one fumble in a 28-3 defeat.

Richmond grabbed the lead with a 27-yard field goal by Keith Clark midway through the first quarter. Toledo took the lead for good early in the second quarter when All-America defensive end Mel Long recovered Nichols' fumble in the end zone. The Rockets scored once more before halftime and twice in the fourth quarter to win their 35th consecutive game. Toledo out-gained the Spiders on offense 395 to 138 in total yards.

### SCORING SUMMARY

	1	2	3	4	Final
<b>Richmond</b>	3	0	0	0	3
<b>Toledo</b>	0	0	14	0	14

- 06:50 (1st) UR - Keith Clark 27 yd field goal
- (2nd) UT - Mel Long fumble recovery in end zone (Keim kick)
- (2nd) UT - Schwartz 1 yd run (Keim kick)
- (4th) UT - Ealey 1 yd run (Keim kick)
- (4th) UT - Schwartz 3 yd run (Keim kick)


### INDIVIDUAL STATISTICS

#### RICHMOND

Rushing (Att-Yds): Meyers 13-32, Smith 10-51, Nichols 8-14, Edwards 4-17  
 Passing (Comp-Att-Int-Yds): Nichols 2-11-2-24  
 Receiving (Rec-Yds): Popovich 1-12, Smith 1-12

#### TOLEDO

Rushing (Att-Yds): Schwartz 20-51, Ealey 12-38, Moorman 4-48, Keim 6-30  
 Passing (Comp-Att-Int-Yds): Ealey 14-23-0-176, Arthur 1-1-0-13  
 Receiving (Rec-Yds): Fair 8-100, Baker 2-37, Calabrese 2-29, Schwartz 2-18, Downey 1-5



Barty Smith rushed for 51 yards on 10 carries and caught one pass for 12 yards in Richmond's 28-3 loss to Toledo in the 1971 Tangerine Bowl.



# NCAA PLAYOFF GAMES

## 1984 I-AA First Round

### #12 Richmond 35, Boston U. 33

November 24, 1984

UR Stadium (11,236) • Richmond, Va.

**RICHMOND, Va.** - This first round Division I-AA playoff game was a great offensive show for both teams. Richmond gained a total of 430 yards, 205 rushing and 225 passing. Boston University totaled 374 yards with 196 of them on the ground and 178 in the air. Richmond's Greg Grooms and David Bayer each scored two touchdowns, while each gained more than 100 total yards. Boston U's Paul Lewis scored two touchdowns while rushing for 156 yards, and Bill Brooks scored three fourth-quarter touchdowns and totaled 112 yards receiving.

Boston got on the board first with an 11-yard run by Lewis with 6:05 remaining in the opening quarter. Lewis was the key to the drive, rushing four times for 65 yards. Richmond answered with its own touchdown at the 41-second mark. Bob Bleier hooked up with Grooms for a 21-yard scoring pass. The big play was a 56-yard pass to Leland Melvin.

Richmond took the lead for good on its next possession. Grooms scored again on a six-yard run at 8:43 of the second quarter. The drive was 12 plays for 65 yards. The Spiders scored again on their third consecutive drive when Bayer ran it in from nine yards out. This score resulted from a Spider reception by Don Miller. The drive accumulated 44 yards on six plays at the 5:24 mark of the second quarter. The Spiders survived a late comeback effort by the Terriers to advance to the second round.

#### SCORING SUMMARY

	1	2	3	4	Final	
Boston		7	7	0	19	33
#12 Richmond	7	14	0	14	35	

- 06:05 (1st) BU - Paul Lewis 11 yd run (Green kick)
- 00:41 (1st) UR - Greg Grooms 21 yd pass from Bleier (Toibin kick)
- 08:43 (2nd) UR - Greg Grooms 6 yd run (Toibin kick)
- 05:21 (2nd) UR - David Bayer 9 yd run (Toibin kick)
- 02:15 (2nd) BU - Paul Lewis 4 yd run (Green kick)
- 13:30 (4th) UR - David Bayer 8 yd run (Toibin kick)
- 10:41 (4th) UR - James Church 27 yd pass from Bleier (Toibin kick)
- 08:57 (4th) BU - Bill Brooks 34 yd pass from Mancini (kick failed)
- 05:39 (4th) BU - Bill Brooks 18 yd pass from Mancini (run failed)
- 02:11 (4th) BU - Bill Brooks 4 yd pass from Mancini (Green kick)

#### INDIVIDUAL STATISTICS

##### RICHMOND

Rushing (Att-Yds): Grooms 21-109, Bayer 14-67, Holly 2-9, Bleier 3-2, Bensley 1-6, Melvin 1-12  
Passing (Comp-Att-Int-Yds): Bleier 15-31-1-225  
Receiving (Rec-Yds): Melvin 6-120, Grooms 5-46, Henry 3-32, Church 1-27

##### BOSTON

Rushing (Att-Yds): Lewis 25-156, Pettus 9-41, Mancini 3-(-10), Wilcox 2-5, Graham 2-3  
Passing (Comp-Att-Int-Yds): Mancini 14-37-1-178  
Receiving (Rec-Yds): Brooks 7-112, Gadbois 4-48, Bleskoski 1-8, Lewis 1-5, Pettus 1-5



Bob Bleier completed 15 of 31 passes for 225 yards and two touchdowns as the Spiders topped Boston University in their first-ever appearance in the NCAA I-AA Playoffs.

## 1984 I-AA Quarterfinals

### Rhode Island 23, #12 Richmond 17

December 1, 1984

Meade Stadium (10,446) • Kingston, R.I.

**KINGSTON, R.I.** - This Division I-AA quarterfinal playoff game was similar to Richmond's first round game in that it was an offensive battle. The two teams combined for almost 900 total yards. Richmond gained 491 and Rhode Island 402. The Spiders passed for 278 yards and rushed for 213. The story for Rhode Island was Tom Ehrhardt passing for 389 yards and three touchdowns. The most critical aspect of the game was the Spiders missing three first-half field goal attempts.

Richmond opened the scoring by converting a 25-yard field goal by Brendan Toibin with :53 remaining in the opening period. Rhode Island answered quickly on its next possession. Bob Donfield caught a two-yard pass from Ehrhardt at the 11:28 mark of the second quarter. Ehrhardt was the key, completing all eight attempts for 57 of the 58 yards the drive consumed.

The Spiders came back to take a 10-7 lead by scoring on a 12-yard pass from Bob Bleier to Leland Melvin with 4:15 left in the first half. Once again, the Rams came right back. This time Ehrhardt threw a two-yard touchdown pass to Dameon Reilly with 1:07 left in the half. The drive went 70 yards on nine plays to make the halftime score 14-10 Rhode Island.

The Rams held a 23-10 lead heading into the fourth quarter when the Spiders tightened the game at 23-17. David Bayer scored from one yard out to cap a 10-yard play, 68-yard drive. Richmond could not muster another scoring drive. The game ended with the Rams advancing to the semifinals.

#### SCORING SUMMARY

	1	2	3	4	Final
#12 Richmond	3	7	0	7	17
Rhode Island		0	14	9	23

- 00:53 (2nd) UR - Brendan Toibin 25 yard field goal
- 11:28 (2nd) URI - Bob Donfield 2 yd pass from Ehrhardt (Stringfellow kick)
- 04:15 (2nd) UR - Leland Melvin 12 yd pass from Bleier (Toibin kick)
- 01:07 (2nd) URI - Dameon Reilly 2 yd pass from Ehrhardt (Stringfellow kick)
- 09:50 (3rd) URI - Brian Forster 25 yd pass from Ehrhardt (kick failed)
- 03:21 (3rd) URI - Paul Stringfellow 26 yd field goal
- 03:31 (4th) UR - David Bayer 1 yd run (Toibin kick)


#### INDIVIDUAL STATISTICS

##### RICHMOND

Rushing (Att-Yds): Bayer 32-139, Grooms 21-82, Bleier 5-2, Bensley 1-1, Kees 2-(-11)  
Passing (Comp-Att-Int-Yds): Bleier 21-37-2-265, Kees 1-3-0-13, Melvin 0-1-0-0  
Receiving (Rec-Yds): Melvin 10-132, Grooms 4-28, Shields 3-60, Church 3-42, Henry 2-16

##### RHODE ISLAND

Rushing (Att-Yds): Ehrhardt 4-8, Kelley 6-4, Sanders 1-1  
Passing (Comp-Att-Int-Yds): Ehrhardt 34-53-1-389  
Receiving (Rec-Yds): Forster 18-252, Reilly 4-47, Donfield 3-27, Kelley 3-26, Sanders 3-21, Civitella 3-16



Leland Melvin, now a NASA astronaut, caught 10 passes for 132 yards and scored one TD as Richmond fell to Rhode Island, 23-17, in its first-ever NCAA Quarterfinal game.



# NCAA PLAYOFF GAMES

## 1987 I-AA First Round

### Appalachian State 20, #17 Richmond 3

November 28, 1987

Conrad Stadium (4,138) • Boone, N.C.

**BOONE, N.C.** - The first round match-up between Richmond and Appalachian State was played in cold and rainy conditions. The game itself was closer than the score shows. The offensive statistics show Richmond having the better part of the game. The total net yards were Richmond 262 and Appalachian State 193.

The story of the game was turnovers. Richmond lost four fumbles, one interception and had a punt blocked, leading to ASU's first 13 points. ASU threw no interceptions and lost two fumbles, one that led to the Spiders' only three points.

Appalachian State scored first, converting a 32-yard field goal by Bjorn Nittmo with 8:31 remaining in the opening quarter. The drive only gained three yards on four plays, but benefited from great field position. ASU's defense blocked a Richmond punt and recovered it on the Spiders' 17-yard line.

Richmond answered at the 1:59 mark with a 41-yard field goal by Rob Courter. This score came after an ASU fumble was recovered by Jack Henrietta for the Spiders.

Appalachian State took the lead for good at the 8:45 mark of the second quarter when Tim Sanders scored from five yards out. The decisive score capped a three-play, 30-yard drive.

#### SCORING SUMMARY

	1	2	3	4	Final
#17 Richmond	3	0	0	0	3
Appalachian State	3	10	0	7	20

- 08:31 (1st) ASU - Bjorn Nittmo 32 yd field goal
- 01:59 (1st) UR - Rob Courter 41 yd field goal
- 08:45 (2nd) ASU - Tim Sanders 5 yd run (Nittmo kick)
- 06:30 (2nd) ASU - Bjorn Nittmo 27 yd field goal
- 07:10 (4th) ASU - Doug Beaty 1 yd run (Nittmo kick)

#### INDIVIDUAL STATISTICS

##### RICHMOND

Rushing (Att-Yds): Matthews 29-93, Morgan 7-27, Grier 2-1, Neuhooff 2-(-30), Hawley 1-(-15), Yaffa 1-3, Robinson 2-8, Snead 1-1  
Passing (Comp-Att-Int-Yds): Grier 6-13-0-54, Neuhooff 5-7-1-48, Snead 2-6-0-72  
Receiving (Rec-Yds): Ealey 5-82, Matthews 4-14, Hargrove 2-66, Cerick 2-12

##### APPALACHIAN STATE

Rushing (Att-Yds): Melchor 6-10, Fuller 4-2, Sanders 5-5, Beaty 25-94, Dawson 3-15, Armstrong 3-9  
Passing (Comp-Att-Int-Yds): Fuller 6-14-0-51, Payton 1-1-0-7  
Receiving (Rec-Yds): Melchor 3-13, Wesley 1-8, Beaty 1-23, Young 1-7, Briggs 1-7



Erwin Matthews rushed for 93 yards on 29 carries and caught four passes for 14 yards in Richmond's 20-3 loss to Appalachian State in the 1987 NCAA I-AA First Round.

## 1998 I-AA First Round

### #14 Lehigh 24, #5 Richmond 23

November 29, 1998

UR Stadium (10,254) • Richmond, Va.

**RICHMOND, Va.** - Riding the momentum of a nine-game winning streak and making its first postseason appearance since 1987, the third-seeded Spiders dropped a 24-23 decision to No. 14 seed and undefeated Lehigh in first round action.

The Spiders jumped out to an early 14-0 advantage after a pair of 70-yard scoring drives. Tailback Jasper Pendergrass put the Spiders on the board first, barreling to a 19-yard touchdown run in the first quarter. Quarterback Jimmie Miles extended Richmond's advantage, finding the end zone on a four-yard run in the early stages of the second quarter. Miles was one of the Spiders' most effective offensive weapons on the day, rushing for 80 yards on 24 carries.

Lehigh narrowed the Spiders' advantage to 14-7 after fullback Jeff Snyder scored from six yards out. The two teams went to halftime tied at 14-14 when Mountain Hawks quarterback Phil Stambaugh connected with Rick Moore on a 45-yard scoring play at the 5:32 mark.

A 25-yard scoring run by Lehigh running back Ronald Jean gave the Mountain Hawks a 21-14 lead to open the fourth quarter. Richmond responded with a Jeff Falkowski 38-yard field goal with 1:53 showing on the clock. The Spiders took a 23-21 lead after Pendergrass burst to paydirt with 1:18 remaining in the game.

After Richmond's PAT failed, Lehigh continued to employ a short passing game that had been effective all day to march into Spiders' territory. The Mountain Hawks converted a crucial fourth and three play on Richmond's 45-yard line. Two plays later, Lehigh kicker Jaron Taaffe connected on a 30-yard game-winning field goal with three seconds to go.

#### SCORING SUMMARY

	1	2	3	4	Final
#14 Lehigh	0	14	0	10	24
#5 Richmond	7	7	0	9	23

- 09:48 (1st) UR - Jasper Pendergrass 19 yd run (Falkowski kick)
- 11:24 (2nd) UR - Jimmie Miles 4 yd run (Falkowski kick)
- 09:19 (2nd) LU - Brett Snyder 6 yd run (Taaffe kick)
- 05:32 (2nd) LU - Moore 45 yd pass from Phil Stambaugh (Taaffe kick)
- 13:23 (4th) LU - Ron Jean 25 yd run (Taaffe kick)
- 07:53 (4th) UR - Jeff Falkowski 38 yd field goal
- 01:18 (4th) UR - Jasper Pendergrass 5 yd run (kick failed)
- 00:03 (4th) LU - Jaron Taaffe 30 yd field goal

#### INDIVIDUAL STATISTICS

##### RICHMOND

Rushing (Att-Yds): Pendergrass 28-152, Miles 24-111, Snider 5-33, Turner 6-13, Jones 1-4  
Passing (Comp-Att-Int-Yds): Miles 8-15-0-98  
Receiving (Rec-Yds): Moore 5-56, Jones 2-33, Pendergrass 1-9

##### LEHIGH

Rushing (Att-Yds): Jean 17-92, Snyder 3-12, Stambaugh 6-4  
Passing (Comp-Att-Int-Yds): Stambaugh 26-37-0-281, Braswell 1-1-0-27  
Receiving (Rec-Yds): Braswell 8-108, Moore 5-82, Fedorchka 5-39, Jean 4-32, Falzone 2-11, Stambaugh 1-27, Snyder 1-6, Person 1-3



Jimmie Miles rushed for 111 yards and a touchdown on 24 carries, while throwing for 98 yards (8-of-15), in the Spiders' 24-23 loss to Lehigh in the 1998 NCAA I-AA First Round.



# NCAA PLAYOFF GAMES

## 2000 I-AA First Round

### #6 Richmond 10, #9 Youngstown State 3

November 25, 2000

UR Stadium (5,484) • Richmond, Va.

**RICHMOND, Va.** - Sophomore Doug Kirchner nailed a 24-yard field goal that tied the game with 2:47 left and junior cornerback Jason Hill returned an interception 44 yards for a touchdown with 1:22 remaining to give the Spiders a 10-3 victory over the Youngstown State Penguins in the first round of the NCAA I-AA Playoffs at UR Stadium.

On a cold, wet afternoon, the teams played a scoreless first half. Freshman Jake Stewart missed a pair of field goals for the Penguins that could have put them on the scoreboard first. He missed a 37-yarder early in the first quarter and a 41-yard attempt on the final play of the second period. Youngstown State moved to the Richmond seven on its first possession of the third quarter, with 58 yards coming on a pass from junior quarterback Jeff Ryan to junior wideout Sean Guerriero. That aerial set up a 24-yard field goal by Stewart that put the Penguins on top 3-0.

Later in the third period, the Spiders moved to the Youngstown State 21, but Kirchner missed a 38-yard field goal. Richmond put together its most impressive drive of the afternoon in the fourth quarter. The Spiders moved 71 yards in 18 plays in 9:24, advancing to the Youngstown State seven, where Kirchner hit a 24-yard field goal with 2:47 remaining to tie the game at 3-3. On the ensuing possession, the Penguins picked up a first down and moved to their own 37, where Ryan was picked off by Hill at the Youngstown State 44. Hill took the ball down the sideline to the end zone to put Richmond in front 10-3 with 1:22 left.

Senior cornerback Harold Hill, older brother of Jason, intercepted Ryan with 0:41 remaining to secure the win for the Spiders. Richmond's defense held the Penguins to 94 yards rushing, 95 yards passing, 189 yards of total offense and eight first downs.

#### SCORING SUMMARY

	1	2	3	4	Final
#9 Youngstown State	0	0	3	0	3
#6 Richmond	0	0	0	10	10

09:50 (3rd) YSU - Stewart 24 yd field goal

02:47 (4th) UR - Kirchner 24 yd field goal

01:22 (4th) UR - J. Hill 44 yd interception return (Kirchner kick)


#### INDIVIDUAL STATISTICS

##### RICHMOND

Rushing (Att-Yds): Wills 14-77, Turner 10-34, Fulton 7-27, Diggs 5-17, Gustus 2-15, Purnell 10-11, Tolhurst 1-3, team 2-(-4)  
Passing (Comp-Att-Int-Yds): Wills 7-4-0-21  
Receiving (Rec-Yds): Fulton 2-13, Ouden 1-4, Tolhurst 1-4

##### YOUNGSTOWN STATE

Rushing (Att-Yds): Ryan 21-50, Mays 15-35, Lockhart 4-9, Doby 1-0  
Passing (Comp-Att-Int-Yds): Ryan 14-7-2-95  
Receiving (Rec-Yds): Lockhart 3-16, Guerriero 2-63, Burley 2-16



Jason Hill returned a 44-yard interception for a TD with 1:22 left in the fourth quarter against Youngstown State to give the Spiders a 10-3 win in the 2000 NCAA I-AA First

## 2000 I-AA Quarterfinals

### #1 Montana 34, #6 Richmond 20

December 2, 2000

Grizzly Stadium (17,345) • Missoula, Mont.

**MISSOULA, Mont.** - Senior quarterback Drew Miller threw for 381 yards and three touchdowns as the top-ranked Montana Grizzlies defeated the eighth-seeded Richmond Spiders 34-20 in Missoula. The Spiders held Montana on its first drive, but Richmond began its initial possession on its own four. After failing to pick up a first down, the Spiders punted and Montana began on the Richmond 23. After a two-yard pass, junior running back Yo Humphery ran 21 yards for a touchdown. The Spiders were stopped on their second drive, and Miller hit junior Etu Molden with a 10-yard scoring toss to give the Grizzlies a 13-0 lead.

Richmond then put together a 72-yard drive in 11 plays and reached the end zone late in the first quarter on a two-yard run by quarterback Sean Gustus to make the score 13-6. Miller hit senior Jimmy Farris with a pair of touchdown passes in the second quarter (65 and 20 yards) as the Grizzlies took a 27-6 lead. Gustus crossed the goal line from one yard out later in the second period and Montana had a 27-12 lead at intermission.

Following a scoreless third quarter, Humphery has a five-yard touchdown run early in the fourth period to give Montana a 34-12 lead. Gustus scored from eight yards out late in the game to make the final score 34-20.

#### SCORING SUMMARY

	1	2	3	4	Final
#6 Richmond	6	6	0	8	20
#1 Montana	13	14	0	7	34

09:55 (1st) UM - Humphery 21 yd run (Snyder kick)

05:06 (1st) UM - Molden 10 yd pass from Miller (kick failed)

01:00 (1st) UR - Gustus 2 yd run (kick failed)

14:43 (2nd) UM - Farris 65 yd pass from Miller (Snyder kick)

10:10 (2nd) UM - Farris 20 yd pass from Miller (Snyder kick)

04:19 (2nd) UR - Gustus 1 yd run (kick failed)

13:22 (4th) UM - Humphery 5 yd run (Snyder kick)

01:26 (4th) UR - Gustus 8 yd run (Purnell run)


#### INDIVIDUAL STATISTICS

##### RICHMOND

Rushing (Att-Yds): Gustus 24-66, Purnell 11-60, Tolhurst 1-51, Fulton 7-35, Diggs 5-23, Turner 10-22  
Passing (Comp-Att-Int-Yds): Gustus 7-4-0-51  
Receiving (Rec-Yds): Tolhurst 2-26, Millard 1-21, Purnell 1-4

##### MONTANA

Rushing (Att-Yds): Humphery 20-84, Drinkwalter 2-8, Malcom 2-3, Miller 3-(-20)  
Passing (Comp-Att-Int-Yds): Miller 41-28-1-381, Edwards 1-1-0-10  
Receiving (Rec-Yds): Molden 9-82, Farris 7-188, Hancock 4-39, Frederick 3-23, Humphery 2-15, Oelkers 2-11, Fitzgerald 1-18, Drinkwalter 1-15



Sean Gustus scored three rushing TDs, tallied 66 yards on the ground and completed four passes for 51 yards in the Spiders' 34-20 loss to Montana in the 2000 Quarterfinals.



# NCAA PLAYOFF GAMES

## 2005 I-AA First Round

### #12 Richmond 38, #2 Hampton 10

November 26, 2005

Armstrong Stadium (5,343) • Hampton, Va.

## 2005 I-AA Quarterfinals

### #3 Furman 24, #12 Richmond 20

December 3, 2005

UR Stadium (6,603) • Richmond, Va.

**HAMPTON, Va.** - David Freeman and Tim Hightower each scored a pair of rushing touchdowns and A-10 Defensive Rookie of the Year Sherman Logan registered three sacks as Richmond defeated third-seeded Hampton, 38-10, on Saturday evening in the opening round of the 2005 NCAA I-AA playoffs.

The win marked the first for the Spiders in the I-AA playoffs since, 2000, when it defeated Youngstown State, 10-3. Hampton (11-1) entered the game as the lone unbeaten team in I-AA and boasted a 12-game home winning streak, the third longest in the nation.

After holding Hampton to three-and-out on the opening possession of the game, Richmond junior Ryan Mace's muffed punt was recovered by Jahiri Jones of HU at the Spiders' 29-yard line. On the ensuing play, however, UR senior defensive back Joe Mallory intercepted his second pass of the season inside the five-yard line to keep Hampton off the scoreboard.

When Pirates' placekicker Andrew Paterini missed a 20-yard field goal, Richmond drove 80 yards on 10 plays, capped off by a one-yard scoring run by senior quarterback Stacy Tutt, his 11th of the season, to give the Spiders a 7-0 lead with 2:58 to play in the opening quarter. Nine of the 10 plays on the drive for Richmond were runs, totaling 69 yards.

Hampton then went 69 yards on nine plays and opened the second quarter with a 44-yard field goal by Paterini to climb within 7-3 at the 14:48 mark.

After a Chris Radford punt, Hampton drove down the Spiders' seven-yard line before Antwan Smith hit Onrea Jones on a slant pass to give the Pirates a 10-7 lead with 7:58 to go in the opening half. Richmond answered right back, however, going 62 yards in 12 plays with senior Joseph Fore's 22-yard field goal at the 2:48 mark tying the score at 10-10.

After Richmond was forced to punt on its opening series of the third quarter, junior Ryan Mace returned a Hampton punt 25 yards to the Spiders' 49-yard line at the 7:52 mark. It marked Mace's longest return of the season. Richmond capitalized on the return by going 51 yards in five plays, with Hightower going in untouched from three yards out to put the Spiders ahead, 17-10, with 6:11 to play in the third quarter. The drive featured several nifty runs by UR senior quarterback Stacy Tutt, who used an assortment of scrambles and designed bootlegs to move Richmond down the field.

The Spiders then followed up Tutt's touchdown by recovering an onside kick, their second successful attempt in as many weeks, to take over possession at the Hampton 37 yard line. UR capitalized just 1:32 later as Freeman barreled in on a two-yard run with 4:39 remaining in the third quarter to give the Spiders a 24-10 advantage.

An eight-yard run by Hightower extended Richmond's lead to 31-10 at the 10:28 mark of the fourth quarter before junior Johnny Campbell's first career interception set up a two-yard scoring run by Freeman with 3:17 remaining in the game. Freeman finished with a game-high 117 yards on 21 carries, while Hightower added 73 yards.

#### SCORING SUMMARY

	1	2	3	4	Final
Richmond (9-3)	7	3	14	14	38
Hampton (11-1)	0	10	0	0	10

02:58 (1st) UR - Stacy Tutt 1 yd run (Joseph Fore kick)  
 14:48 (2nd) HAM - Andrew Paterini 44 yd field goal  
 07:58 (2nd) HAM - Onrea Jones 7 yd pass from Antwan Smith (Andrew Paterini kick)  
 02:48 (2nd) UR - Joseph Fore 22 yd field goal  
 06:11 (3rd) UR - Tim Hightower 3 yd run (Joseph Fore kick)  
 04:39 (3rd) UR - David Freeman 2 yd run (Joseph Fore kick)  
 10:28 (4th) UR - Tim Hightower 8 yd run (Joseph Fore kick)  
 03:17 (4th) UR - David Freeman 2 yd run (Joseph Fore kick)

#### INDIVIDUAL STATISTICS

**RICHMOND**  
 Rushing (Att-Yds): Freeman 21-117-2TD, Hightower 15-73-2TD, Tutt 15-61-1TD  
 Passing (Comp-Att-Int-Yds): Tutt 12-19-2-102  
 Receiving (Rec-Yds): Shields 6-55, Desriveaux 3-19, Freeman 2-27, Crone 1-1  
 Interceptions (No-Yds): Mallory 1-20, Campbell 1-37

**HAMPTON**  
 Rushing (Att-Yds): Coleman 14-34, Shepherd 10-34, Smith 9-20, Daniels 6-12  
 Passing (Comp-Att-Int-Yds): Smith 15-27-1-221-1TD, Shepherd 6-8-1-37  
 Receiving (Rec-Yds): Jones 11-192-1TD, Daniels 5-19, McDaniel 3-26, Lomax 1-13, James 1-8  
 Interceptions (No-Yds): Dougan 1-0, Foye 1-7



David Freeman rushed for 117 yards and two touchdowns and caught two passes for 27 yards in the Spiders' 38-10 win over Hampton in the 2005 NCAA I-AA First Round.

**RICHMOND, Va.** - Sophomore fullback Jerome Felton rushed for a pair of touchdowns and Richmond quarterback Stacy Tutt's fourth down pass in Furman territory with just over a minute remaining fell incomplete as the Paladins edged UR, 24-20, in the quarterfinals of the NCAA I-AA playoffs.

Felton rushed for a team-high 92 yards on 20 carries while senior quarterback Ingle Martin passed for 249 yards and a touchdown. Eleven of Martin's 17 completions went to junior wideout Justin Stepp, who finished with 143 receiving yards.

Richmond struck quickly on its opening possession as senior quarterback Stacy Tutt found freshman tight end Joe Stewart for his first career scoring reception just 2:02 into the contest to give the Spiders a 7-0 lead. Richmond's 66-yard drive was highlighted by a 42-yard scamper by Tutt before the senior quarterback found Stewart from 18 yards out.

Furman answered right back as Ingle Martin hooked up with senior running back Daric Carter for an 18-yard touchdown pass with 9:39 remaining the opening quarter. Tutt then engineered a 10-play, 60-yard drive that was capped off with the senior signal caller going into the end zone untouched from four yards out to put Richmond ahead, 14-7, at the 4:09 mark of the first quarter.

The Paladins drove into Spiders' territory at the start of the second quarter and had first-and-goal at the Richmond nine-yard line. However, a 17-yard sack by UR junior defensive tackle Johnny Campbell on third down and a missed field goal by Scott Beckler from 38 yard out kept the score at 14-7.

A two-yard run by Felton at the 6:10 mark of the second quarter knotted the score at 14-14 before Beckler's 36-yard field goal with 1:07 remaining in the half gave Furman a 17-14 advantage as the teams headed to the locker room.

On the opening possession of the third quarter, Furman drove deep into UR territory before a fumble by Felton was recovered by Richmond senior defensive tackle Dan Mangiero at its own 26-yard line. However, the Spiders went three-and-out and the Paladins drove 63 yards in four plays, capped off by a one-yard plunge by Felton, to take a 24-14 lead at the 8:19 mark of the third quarter.

Richmond climbed to within 24-20 with 8:20 left in the fourth quarter as Tutt hit senior tight end Ben Teufel with a 10-yard touchdown pass. The Spiders went 79 yards on 13 plays in 8:20 but UR could not convert the extra-point attempt.

Furman gained possession at its own 26-yard line on its opening series of the fourth quarter. Forced to punt after driving into Richmond territory, the Spiders gained possession at their own 15-yard line with 3:47 remaining in the game.

A 13-yard scramble by Tutt moved Richmond down to the Furman 30-yard line with 1:14 to play. Faced with fourth down and seven following a timeout, the Paladins were whistled for offsides, giving the Spiders a fourth and two with 1:09 on the clock. Tutt scrambled to his left but his pass fell incomplete, securing the Paladins' first appearance in the I-AA semifinals since 2001.

#### SCORING SUMMARY

	1	2	3	4	Final
Furman (11-2)	7	10	7	0	24
Richmond (9-4)	14	0	0	6	20

12:58 (1st) UR - Joe Stewart 15 yd pass from Stacy Tutt (Joseph Fore kick)  
 09:39 (1st) FUR - Daric Carter 18 yd pass from Ingle Martin (Scott Beckler kick)  
 04:09 (1st) UR - Stacy Tutt 4 yd run (Joseph Fore kick)  
 06:10 (2nd) FUR - Jerome Felton 2 yd run (Scott Beckler kick)  
 01:07 (2nd) FUR - Scott Beckler 36 yd field goal  
 08:19 (3rd) FUR - Jerome Felton 1 yd run (Scott Beckler kick)  
 08:20 (4th) UR - Ben Teufel 10 yd pass from Stacy Tutt (Joseph Fore kick)

#### INDIVIDUAL STATISTICS

**RICHMOND**  
 Rushing (Att-Yds): Tutt 18-102-1TD, Hightower 15-90, Freeman 1-3  
 Passing (Comp-Att-Int-Yds): Tutt 15-30-0-153-2TD  
 Receiving (Rec-Yds): Shields 5-63, Desriveaux 3-33, Stewart 2-29-1TD, Hale 2-16, Hightower 2-2, Teufel 1-10-1TD  
 Interceptions (No-Yds): None

**FURMAN**  
 Rushing (Att-Yds): Felton 20-92-2TD, Carter 7-46, Gipson 12-37, Mays 3-17, Brigham 1-9, Martin 5-1, TEAM 3-(-8)  
 Passing (Comp-Att-Int-Yds): Martin 17-25-0-249-1TD  
 Receiving (Rec-Yds): Stepp 11-143, Sprague 3-52, Carter 3-44-1TD  
 Interceptions (No-Yds): None



Stacy Tutt threw for 153 yards and two touchdowns and ran for 102 yards and a touchdown in Richmond's 24-20 loss to Furman in the 2005 NCAA I-AA Quarterfinals.



# NCAA PLAYOFF GAMES

## 2007 FCS First Round

### #6 Richmond 31, #9 Eastern Kentucky 14

November 24, 2007

UR Stadium (3,253) • Richmond, Va.

**RICHMOND, Va.** -- Tim Hightower rushed for 180 yards and a touchdown and Eric Ward threw for another, leading Richmond past Eastern Kentucky 31-14 in the first round of the football championship subdivision playoffs.

The Spiders (10-2) head to Wofford and make a quarterfinal appearance for the second time since 2005. Eastern Kentucky, outgained 417-288, finished 9-3.

Ward was 13-for-18 for 139 yards and the Spiders' defense helped out with a pair of interceptions and two fumble recoveries. Richmond did not turn the ball over, becoming the first team this season not to commit a giveaway against the Colonels.

Hightower scored on a 2-yard run to give Richmond a 14-0 lead, capping a drive set up by David Horton's interception. Hightower also had a 30-yard burst on Richmond's opening drive, which ended with Andrew Howard's 25-yard field goal.

Ward's 9-yard scoring run made it 17-0 3:23 before halftime. Josh Vaughan added a 40-yard touchdown run and Ward hit Kevin Grayson for a 5-yard touchdown after halftime.

Eastern Kentucky's points came on a 2-yard run by Bobby Washington and a pass from Josh Greco to Quinton Williams, the latter on the first play of the fourth quarter.

The Spiders rushed for 278 yards, the Colonels just 54 yards.

#### SCORING SUMMARY

	1	2	3	4	Final
Eastern Kentucky (9-3)	0	7	0	7	14
<b>Richmond (10-2)</b>	<b>3</b>	<b>14</b>	<b>7</b>	<b>7</b>	<b>31</b>

- 05:03 (1st) UR - Andrew Howard 25 yd field goal
- 14:55 (2nd) UR - Tim Hightower 2 yd run (Andrew Howard kick)
- 03:23 (2nd) UR - Eric Ward 9 yd run (Andrew Howard kick)
- 00:43 (2nd) EKU - Bobby Washington 2 yd run (Taylor Long kick)
- 03:35 (3rd) UR - Josh Vaughan 40 yd run (Andrew Howard kick)
- 14:55 (4th) EKU - Quinton Williams 6 yd pass from Josh Greco (Taylor Long kick)
- 11:13 (4th) UR - Kevin Grayson 6 yd pass from Eric Ward (Andrew Howard kick)

#### INDIVIDUAL STATISTICS

##### RICHMOND

Rushing (Att-Yds): Hightower 31-180-1TD; Vaughan 9-85-1TD; Ward 9-17-1TD; TEAM 2-minus 4.

Passing (Comp-Att-Int-Yds): Eric Ward 13-18-0-139-1TD

Receiving (Rec-Yds): Grayson 4-61-1TD; Crone 3-40; Hightower 3-14; Vaughan 2-9; Riddell 1-15.

Interceptions (No-Yds): Harris (1-0); Horton (1-14)

##### EASTERN KENTUCKY

Rushing (Att-Yds): Washington (8-23-1TD); Dunn (7-15); Holland (5-11); Walker (1-4); Watts (1-1); Greco (6-0)

Passing (Comp-Att-Int-Yds): Greco (12-23-1-206-1TD); Holland (5-12-1-28)

Receiving (Rec-Yds): Washington (5-82); Barber (4-62); Williams (3-52-1TD); Cromer (3-27); Phelps (1-7); Dunn (1-4)

Interceptions (No-Yds): None



The Richmond defense gave EKU no where to run and no where to hide, forcing four turnovers and holding the Colonels to just 54 rushing yards in the NCAA first-round win.

## 2007 FCS Quarterfinals

### #6 Richmond 21, #11 Wofford 10

December 1, 2007

Gibbs Stadium (8,500) • Spartanburg, S.C.

**SPARTANBURG, S.C.** -- Tim Hightower rushed for two second-half touchdowns to lead Richmond to its first-ever spot in the Football Championship Subdivision semifinals in a 21-10 victory at Wofford.

The Spiders (11-2) set a school mark for wins this season when Hightower found the end zone.

He had an 18-yard run to the Wofford 1, then followed with his first touchdown to put Richmond ahead 14-10 with 11:55 to play.

The Spiders got the ball back three minutes later when safety Michael Ireland picked up a botched punt attempt -- the only one tried by either team -- and ran it back to the Terriers' 1. Hightower scored one play later and Richmond was up 21-10.

Hightower was held to 88 yards, nearly 100 fewer than the 180 he put up in the opening playoff victory over Eastern Kentucky last week.

The road won't get easier for the Colonial Athletic Association co-champs -- the Spiders will likely travel to face two-time defending NCAA FCS winners, Appalachian State in the semis.

Wofford (9-4) had beaten the Mountaineers in September, three games after Appalachian's stunning victory at Michigan. The Terriers had hoped to face their Southern Conference brothers once again with a spot in the national finals on the line.

But they couldn't get past Hightower and the Spiders.

#### SCORING SUMMARY

	1	2	3	4	Final
<b>Richmond (11-2)</b>	<b>0</b>	<b>7</b>	<b>0</b>	<b>14</b>	<b>21</b>
Wofford (9-4)	0	3	7	0	10

- 07:47 (2nd) WOF - Patrick Muga 22 yd field goal
- 04:19 (1st) UR - Joe Stewart 10 yd pass from Eric Ward (Andrew Howard kick)
- 03:34 (3rd) WOF - Michael Hobbs 1 yd run (Patrick Muga kick)
- 11:55 (4th) UR - Tim Hightower 1 yd run (Andrew Howard kick)
- 08:40 (4th) UR - Tim Hightower 1 yd run (Andrew Howard kick)

#### INDIVIDUAL STATISTICS

##### RICHMOND

Rushing (Att-Yds): Hightower 23-88-2TD; Ward 7-25; Vaughan 3-21; TEAM 3-minus 6

Passing (Comp-Att-Int-Yds): Ward 20-30-1-181-1TD

Receiving (Rec-Yds): Grayson 8-92; Mitchell 3-29; Riddell 3-24; Stewart 2-18-1TD; Rogers 1-7; Vaughan 1-6; Hightower 1-3; Crone 1-2

Interceptions (No-Yds): Ireland 1-21

##### WOFFORD

Rushing (Att-Yds): Johnson 16-89; Romero 8-73; Hobbs 10-47-1TD; Marshall 6-25; Whitehurst 2-8; Strickland 1-3; Young 2-3; Collier 12-minus 1; Joslin 2-minus 19; Tommie 1-minus 33

Passing (Comp-Att-Int-Yds): Collier 9-15-1-112

Receiving (Rec-Yds): Strickland 6-98; Joslin 1-7; Smith 1-5; Dane Romero 1-2

Interceptions (No-Yds): Dawkins 1-0



Tim Hightower scored a pair of TDs in the fourth quarter, sending the Spiders to the NCAA Semifinals for the first time in history and clinching Richmond's eighth-straight win.



# NCAA PLAYOFF GAMES

## 2007 FCS Semifinals

### #5 Appalachian State 55, #6 Richmond 35

December 7, 2007

Kidd Brewer Stadium (24,140) • Boone, N.C.

**BOONE, N.C.** -- Appalachian State began the season by stunning Michigan and will end it playing for a record third straight national championship.

The Mountaineers can thank their elusive and versatile quarterback for their latest victory.

Armanti Edwards rushed for 313 yards and four touchdowns and threw for 182 yards and three more scores as Appalachian State advanced to the Football Championship Subdivision title game with a 55-35 win over Richmond.

Edwards, a sophomore, dominated on the ground as the Mountaineers built a 21-point lead. After Richmond rallied to tie, Edwards went to the air to put it away.

His 29-yard TD pass to tight end Nic Cardwell with 10 minutes left made it 49-35. His 13-yard TD pass to Cardwell with 5:27 left iced it.

Edwards' rushing yards were the most by a quarterback in FCS - formerly Division I-AA - history, and 18 shy of the playoff rushing record. He also completed 14 of 16 passes in a nearly flawless performance that ended with the fans tearing down the goal posts, the same way they did when the Mountaineers won at Michigan in September.

Behind Edwards' shiftiness and quick bursts of speed, Appalachian State (12-2) won its fifth straight game and plays Delaware for the title in Chattanooga, Tenn. (ASU went on to beat Delaware, 49-21, and claim its third consecutive national championship.)

Eric Ward threw for 208 yards and three touchdowns and ran for two more scores for Richmond (12-3), which had its eight-game winning streak snapped in its first FCS semifinal appearance.

Spiders career-rushing leader Tim Hightower finished with 97 yards on 22 carries.

#### SCORING SUMMARY

	1	2	3	4	Final
Richmond (11-3)	7	14	14	0	35
Appalachian State (12-2)	14	7	13		55

- 09:34 (1st) ASU - Dexter Jackson 52 yd pass from Armanti Edwards (Julian Rauch kick)
- 06:29 (1st) ASU - Armanti Edwards 7 yd run (Julian Rauch kick)
- 03:35 (1st) UR - Kevin Grayson 29 yd pass from Eric Ward (Andrew Howard kick)
- 00:29 (1st) ASU - Armanti Edwards 9 yd run (Julian Rauch kick)
- 14:41 (2nd) ASU - Armanti Edwards 36 yd run (Julian Rauch kick)
- 13:42 (2nd) UR - Kevin Grayson 26 yd pass from Eric Ward (Andrew Howard kick)
- 10:36 (2nd) ASU - Armanti Edwards 3 yd run (Julian Rauch kick)
- 00:21 (2nd) UR - Eric Ward 37 yd run (Andrew Howard kick)
- 11:57 (3rd) UR - Joe Stewart 17 yd pass from Eric Ward (Andrew Howard kick)
- 09:02 (3rd) UR - Eric Ward 5 yd run (Andrew Howard kick)
- 04:41 (3rd) ASU - Kevin Richardson 3 yd run (Julian Rauch kick)
- 10:11 (4th) ASU - Nic Cardwell 29 yd pass from Armanti Edwards (Julian Rauch kick)
- 05:27 (4th) ASU - Nic Cardwell 13 yd pass from Armanti Edwards (Julian Rauch kick)

#### INDIVIDUAL STATISTICS

##### RICHMOND

Rushing (Att-Yds): Hightower 22-95; Ward 11-79-2TD; Vaughan 3-12; Healy 1-8  
Passing (Comp-Att-Int-Yds): Ward 14-30-1-208-3TD; Healy 0-1-0-0  
Receiving (Rec-Yds): Grayson 7-122; Mitchell 2-28; Stewart 2-27; Hightower 1-17; Riddell 1-12; Crone 1-2  
Interceptions (No-Yds): None

##### APPALACHIAN STATE

Rushing (Att-Yds): Edwards 31-313-4TD; Richardson 15-76-1TD; Elder 2-28; Washington 3-14; Moore 2-5; TEAM 1-minus 1  
Passing (Comp-Att-Int-Yds): Edwards 14-16-0-182-3TD  
Receiving (Rec-Yds): Batichon 7-60; Cardwell 2-42-2TD; Jackson 1-52-1TD; Courman 1-24; Johnson 1-7; Hillary 1-2; Richardson 1-minus 5  
Interceptions (No-Yds): Lynch 1-2



Richmond stunned the Appalachian State sell-out crowd of 24,140 with three straight TDs to tie the game at 35-35, before the eventual National Champs pulled away late.

## 2008 FCS First Round

### #7 Richmond 38, #21 Eastern Kentucky 10

November 29, 2008

UR Stadium (2,994) • Richmond, Va.

**RICHMOND, Va.** -- Eric Ward threw for 245 yards, Tre Gray had a pair of touchdown receptions and Richmond took advantage of four turnovers to defeat Eastern Kentucky 38-10 in the first round of the Football Championship Series playoffs.

The Spiders (10-3) advanced to play at Appalachian State in the quarterfinals next Saturday. The Colonels (8-4) had a seven-game winning streak snapped and dropped their 13th straight non-conference road game.

Ward was 16 of 23, completing seven passes to Gray for 87 yards. Kevin Grayson caught five passes for 107 yards. Richmond's Josh Vaughan rushed for 90 yards on 23 carries.

The Spiders broke a 10-10 halftime tie by scoring on their first four possessions of the second half.

After Shawn White returned a short kickoff to the Eastern Kentucky 34, a pair of catches gave the Spiders a first-and-goal on the 9, and Vaughan scored on an 11-yard run around the left side.

The next drive began on the 20 following Patrick Weldon's interception. Ward and Gray connected on a 14-yard score.

Gray's leaping, 23-yard touchdown catch pushed the Spiders' lead to 31-10 with 13:38 remaining in the game.

The Colonels failed on a fourth-and-4 from their 38 setting up the Spiders' final scoring drive. Vaughan then scored on a 17-yard run.

The teams traded turnovers in a scoreless first quarter with each quarterback throwing an interception and the Spiders losing a fumbled punt.

The Colonels had a second fumble recovery deep in Richmond territory negated by a penalty for roughing the punt receiver.

The Colonels began a drive on their 20 late in the first quarter and Cody Watts replaced Allan Holland as quarterback. The new-look offense was successful, moving 48 yards before stalling for a 49-yard field goal by Taylor Long.

Richmond took the lead on a 45-yard pass from Ward to Grayson.

Eastern Kentucky capped a 92-yard scoring drive with Holland's 1-yard run. The Colonels began with 2:07 left and Holland completed six straight passes, the last a 48-yarder to Garnett Phelps to Richmond's 1.

The Spiders retaliated with Andrew Howard's 26-yard field goal after Ward had completed passes of 27 and 19 yards. The Colonels stuffed Richmond's running attack in the first half, holding the Spiders to 30 yards on 16 carries.

The Spiders finished with 412 yards, controlling the ball for 36:09, 12:35 in the fourth quarter.

Eastern Kentucky was limited to 84 yards rushing, the sixth straight game the Spiders have held their opponents to less than 100 yards rushing. Holland was 20 for 35 for 181 yards.

#### SCORING SUMMARY

	1	2	3	4	Final
Eastern Kentucky (8-4)	0	10	0	0	10
Richmond (10-3)	0	10	14	14	38

- 13:13 (2nd) EKU - Taylor Long 49 yd field goal
- 05:21 (2nd) UR - Kevin Grayson 45 yd pass from Eric Ward (Andrew Howard kick)
- 00:30 (2nd) EKU - Allan Holland 1 yd run (Taylor Long kick)
- 00:00 (2nd) UR - Andrew Howard 27 yd field goal
- 11:19 (3rd) UR - Josh Vaughan 11 yd run (Andrew Howard kick)
- 06:04 (3rd) UR - Tre Gray 14 yd pass from Eric Ward (Andrew Howard kick)
- 13:38 (4th) UR - Tre Gray 23 yd pass from Eric Ward (Andrew Howard kick)
- 09:58 (4th) UR - Josh Vaughan 17 yd run (Andrew Howard kick)

#### INDIVIDUAL STATISTICS

##### RICHMOND

Rushing (Att-Yds): Vaughan 23-90-2TD; Wilkins 10-41; Mitchell 1-7; Ward 8-4; Healy 3-3.  
Passing (Comp-Att-Int-Yds): Ward 16-23-1-245; Healy 1-2-0-22; Grayson 0-1-0-0.  
Receiving (Rec-Yds): Gray 7-87-2TD; Grayson 5-107-1TD; Vaughan 2-12; Prokell 1-22; Monteverde 1-20; Stewart 1-19.  
Interceptions (No-Yds): Weldon 1-18; Hatcher 1-10.

##### EASTERN KENTUCKY

Rushing (Att-Yds): Watts 6-35; Walker 5-27; Bradley 5-21; Fuqua 1-3; Holland 4-minus 2-1TD.  
Passing (Comp-Att-Int-Yds): Holland 20-35-2-181; Watts 1-1-0-4.  
Receiving (Rec-Yds): Bradley 5-21; Fuqua 4-44; Phelps 3-62; Watts 2-19; Davis 2-14; Sizemore 2-12;  
Walker 2-9; Cromer 1-4.  
Interceptions (No-Yds): Caldwell 1-2.



Tre Gray, who led the Spiders in receiving yards for three of four 2008 NCAA Playoff games, scores one of his two TDs in the Eastern Kentucky win.



# NCAA PLAYOFF GAMES

## 2008 FCS Quarterfinals

### #7 Richmond 33, #2 Appalachian State 13

December 6, 2008

Kidd Brewer Stadium (15,215) • Boone, N.C.

**BOONE, N.C.** -- Josh Vaughan ran for 133 yards and three touchdowns to help Richmond upset defending national champion Appalachian State 33-13 on Saturday in the Football Championship Subdivision playoffs.

The Spiders (11-3) advance to the FCS -- formerly Division 1-AA -- semifinals for the second consecutive year and face Northern Iowa, which defeated New Hampshire 36-34.

Armanti Edwards threw for 323 yards and one touchdown and ran for another score for the three-time FCS champion Mountaineers (11-3). But Edwards also threw a career-worst five interceptions in the second half, leading to four Richmond scores.

Eric Ward also had a rushing score, and Andrew Howard and Brian Radford both added field goals for the Spiders.

Appalachian State took a 7-0 lead late in the first quarter, driving 95 yards -- aided by a 15-yard face mask call, and a pass interference in the end zone on Richmond -- before Edwards scored on a 2-yard run with 2:58 left.

The Spiders had a chance to tie the game with Vaughan scoring on a 13-yard run with 4:2 seconds left in the first quarter to pull the score to 7-6. Howard bounced his extra-point attempt off the right upright.

Richmond then took the lead on Howard's 36-yard field goal with 9:05 left in the third quarter, with back-to-back interceptions by Seth Williams to set up TD runs of 1 yard by Vaughan and 5 yards by Ward to put the Spiders ahead 23-7.

The Mountaineers pulled within 23-13 on Edwards' 4-yard touchdown pass to T.J. Courman with 1:51 left in the third quarter, but Richmond took advantage of two more interceptions to add a 27-yard field goal by Radford and a 1-yard Vaughan TD run.

#### SCORING SUMMARY

	1	2	3	4	Final
<b>Richmond (11-3)</b>	6	0	17	10	33
Appalachian State (11-3) 7	0	0	6	0	13

- 02:58 (1st) ASU - Armanti Edwards 2 yd run (Jason Vitaris kick)
- 00:04 (1st) UR - Josh Vaughan 13 yd run (Andrew Howard kick failed)
- 09:05 (3rd) UR - Andrew Howard 36 yd field goal
- 07:21 (3rd) UR - Josh Vaughan 1 yd run (Andrew Howard kick)
- 05:46 (3rd) UR - Eric Ward 5 yd run (Andrew Howard kick)
- 01:51 (3rd) ASU - T.J. Courman 4 yd pass from Armanti Edwards (Armanti Edwards pass failed)
- 10:10 (4th) UR - Brian Radford 27 yd field goal
- 01:38 (4th) UR - Josh Vaughan 1 yd run (Andrew Howard kick)

#### INDIVIDUAL STATISTICS

##### RICHMOND

Rushing (Att-Yds): Vaughan 32-133-3TD; Ward 16-91-1TD; Wilkins 1-20; TEAM 3-minus 6.  
Passing (Comp-Att-Int-Yds): Ward 10-24-0-121.  
Receiving (Rec-Yds): Grayson 5-48; Stewart 2-20; Wilkins 1-27; Bischoff 1-17; Gray 1-9.  
Interceptions (No-Yds): Williams 3-74; Ireland 1-33; Rogers 1-0.

##### APPALACHIAN STATE

Rushing (Att-Yds): Radford 7-11; Cline 1-8; Hillary 1-8; Welton 4-8; Edwards 8-3-1TD; Presley 2-1.  
Passing (Comp-Att-Int-Yds): Edwards 26-41-5-323; Hillary 0-1-0-0.  
Receiving (Rec-Yds): Courman 7-63-1TD; Quick 6-94; Hillary 5-41; Elder 3-48; Cline 3-25; Jordan 2-52.  
Interceptions (No-Yds): None.



Josh Vaughan rushed for three touchdowns as the Spiders rolled over Appalachian State to end the

## 2008 FCS Semifinals

### #7 Richmond 21, #4 Northern Iowa 20

December 13, 2008

UNI-Dome (12,062) • Cedar Falls, Iowa.

**CEDAR FALLS, Iowa** -- Eric Ward and the Richmond Spiders never doubted, never wavered.

Down 20-7 going into the fourth quarter? Well, get some stops on defense and start moving on offense.

Which is just what they did.

Eric Ward threw a 13-yard touchdown pass to Joe Stewart with 14 seconds left and Andrew Howard kicked the extra point, giving Richmond a 21-20 victory over Northern Iowa on Saturday and sending the Spiders to the Football Championship Subdivision title game.

Richmond (12-3) reached the final for the first time and will play Montana in Chattanooga, Tenn., on Friday night. The 12 victories are a school record for the Spiders, who lost to Appalachian State 55-35 in last year's national semifinals.

The unseeded Spiders beat second-seeded Appalachian State in the quarterfinals before knocking off third-seeded Northern Iowa (12-3), which was seeking its second trip to the championship game in four years.

Richmond started the winning drive at its own 38 with 1:44 remaining and no timeouts left. Ward completed six passes in the march, including a 4-yarder to Shawn White on fourth-and-2 at the UNI 26 -- White's only catch of the game.

Two plays later, Ward hit Stewart in the end zone.

Ward also threw a 40-yard touchdown pass to Kevin Grayson and scored on a 1-yard sneak that drew the Spiders to 20-14 with 11:16 left. He finished 28-of-35 for a career-high 280 yards and no interceptions.

Pat Grace's two third-quarter touchdown passes helped the Panthers build their 20-7 lead, but after stopping the Spiders on fourth-and-1 with 2:13 to play, they couldn't come up with another big stop in the final drive.

Grace was 19-of-28 for 224 yards, including touchdown passes of 4 yards to Ryan Mahaffey and 10 yards to Jarred Herring. But Grace overthrew Herring and Schuyler Oordt on what would have been sure touchdowns and dropped a throwback pass when he had four blockers and an open field in front of him.

The Panthers stalled four times on good drives and had to settle for Billy Hallgren's field-goal attempts. Hallgren connected from 35 and 25 yards, but missed from 42 and 51 yards.

Late in the game, when Northern Iowa had a chance to run out the clock, Farley went conservative on third-and-8 at his own 44. Grace ran for 2 yards, the Panthers punted and Derek Hatcher returned it 26 yards, giving the Spiders decent field position for their winning drive.

#### SCORING SUMMARY

	1	2	3	4	Final
<b>Richmond (12-3)</b>	0	7	0	14	21
Northern Iowa (12-3)	3	0	17	0	20

- 03:38 (1st) UNI - Billy Hallgren 35 yd field goal
- 06:50 (2nd) UR - Kevin Grayson 40 yd pass from Eric Ward (Andrew Howard kick)
- 10:05 (3rd) UNI - Ryan Mahaffey 4 yd pass from Pat Grace (Billy Hallgren kick)
- 08:27 (3rd) UNI - Jarred Herring 10 yd pass from Pat Grace (Billy Hallgren kick)
- 00:24 (3rd) UNI - Billy Hallgren 25 yd field goal
- 11:16 (4th) UR - Eric Ward 1 yd run (Andrew Howard kick)
- 00:14 (4th) UR - Joe Stewart 13 yd pass from Eric Ward (Andrew Howard kick)

#### INDIVIDUAL STATISTICS

##### RICHMOND

Rushing (Att-Yds): Vaughan 17-86; Ward 9-33-1TD; Wilkins 1-6; Mitchell 1-6; Crone 1-3.  
Passing (Comp-Att-Int-Yds): Ward 28-35-0-280.  
Receiving (Rec-Yds): Gray 6-68; Stewart 5-71-1TD; Boston 4-39; Vaughan 4-18; Grayson 3-51-1TD; Crone 3-12; Mitchell 2-17; White 1-4.  
Interceptions (No-Yds): None.

##### NORTHERN IOWA

Rushing (Att-Yds): Lewis 12-77; Law 13-53; Grace 8-15; Herring 1-1.  
Passing (Comp-Att-Int-Yds): Grace 19-28-0-224; Eyman 0-1-0-0  
Receiving (Rec-Yds): Collins 6-46; Turner 4-67; Law 2-30; Herring 2-19-1TD; Oordt 1-49; Eyman 1-8; Hord 1-7; Mahaffey 1-4-1TD; Lewis 1-2; Grace 0-minus 8.  
Interceptions (No-Yds): None.



Joe Stewart celebrates his game-tying touchdown in the final seconds at UNI. Andrew Howard booted the



# NCAA PLAYOFF GAMES

## 2008 NCAA DIVISION-I CHAMPIONSHIP GAME

### #7 Richmond 24, #5 Montana 7

December 19, 2008

Finley Stadium (17,823) • Chattanooga, Tenn.



### The Comeback Kids

On their way to their first title, the unseeded Spiders beat the second, third and fourth seeds in the Division I Football Championship. They trailed in each of their first three games.

#### Richmond's Path To FCS Championship

Opponent	Deficit
First round, def. No. 21 Eastern Kentucky	3
Quarterfinals, def. No. 2 Appalachian State	7
Semifinals, def. No. 3 Northern Iowa	13
Final, def. No. 4 Montana	0

### TEAM STATS

	Montana	Richmond
FIRST DOWNS	15	16
RUSHES-YARDS (NET)	25-39	39-208
PASSING YDS (NET)	267	119
Passes Att-Comp-Int	38-19-1	19-13-0
TOTAL OFFENSE PLAYS-YARDS	63-306	58-327
Fumble Returns-Yards	0-0	1--2
Punt Returns-Yards	1-8	3-37
Kickoff Returns-Yards	5-82	1-20
Interception Returns-Yards	0-0	1-21
Punts (Number-Avg)	5-35.0	5-38.0
Fumbles-Lost	1-1	0-0
Penalties-Yards	5-57	3-40
Possession Time	28:59	31:01
Third-Down Conversions	5 of 14	5 of 12
Fourth-Down Conversions	1 of 2	1 of 1
Red-Zone Scores-Chances	1-2	2-3
Sacks By: Number-Yards	1-8	7-34

**CHATTANOOGA, Tenn.** -- Richmond coach Mike London heard talk from Montana fans expecting an easy national championship win. After all, his Spiders lost three of their first seven games.

Turns out it was Richmond that got the easy win.

Eric Ward caught a touchdown pass and threw for another score, Josh Vaughan ran for 162 yards and a touchdown and the Spiders dominated Montana 24-7 on Friday night for the school's first Football Championship Subdivision national championship.

"I guess the only ones who believed we could do this thing were the people inside the Richmond program," said London, in his first season in charge at his alma mater.

The team held a players-only meeting on Oct. 12 after a loss to James Madison and pledged not to give up on making a playoff run.

Richmond (13-3) won its next eight games behind the calm coaching of London, who replaced Dave Clawson after two seasons as defensive coordinator at Virginia. The Spiders went on to upset defending national champion Appalachian State in the playoff quarterfinals and hung on to beat Northern Iowa before topping two-time national champion Montana.

A crowd of mostly Richmond fans rushed the field in Chattanooga, surrounding the players as they accepted the championship trophy.

The Grizzlies (14-2), who lost the 2004 championship to James Madison and were making their fifth trip to the title game, found themselves in a 21-0 hole by halftime.

"We picked a really bad day not to show up," Montana safety Colt Anderson said.

Ward struck first when he pitched the ball to fullback John Crone just a few minutes into the game. The quarterback took off toward the end zone and Crone hit him from 23 yards out -- his first touchdown pass and Ward's first touchdown reception.

"I began giggling when it was called, because I never thought we would run it," Crone said. "It happened in slow motion and when I saw him open, I knew I had to hit him or I would never hear the end of it."

Montana moved quickly downfield in an attempt to answer, but the drive stalled at the 11 and Brody McKnight missed a 34-year field goal attempt.

Little would go right for the Grizzlies the rest of the half.

Cole Bergquist threw a 15-yard pass to Steven Pfahler deep in Montana territory, but a penalty for an illegal block erased the play and another drive stalled.

Richmond took over at the Montana 34 and, three players later, Vaughan bounced a run outside and scored from 5 yards out to make it 14-0 with 11:29 left in the first half.

Ward's 13-yard touchdown pass to Garrett Wilkins with 2:13 to go before halftime capped a 12-play, 75-yard drive that took up nearly 7 minutes.

Bergquist was sacked seven times in the game, with Lawrence Sidbury responsible for four of them. The Montana quarterback completed 19 of 36 passes for 267 yards and an interception.

"We did nothing special," Sidbury said. "We just did what we are coached to do. We were able to get pressure on them."

Marc Mariani caught seven passes for 172 yards for the Grizzlies.

Montana didn't reach the end zone until 11:56 left in the game, when Chase Reynolds plowed in from 4 yards out. But Eric McBride picked off Bergquist moments later, and Brian Radford's 39-yard field goal with 6:54 left in the game dashed any hopes of a Montana comeback.

"The did a really nice job, doing to us what we've been doing to people we've played lately," Montana coach Bobby Hauck said. "They gave a great effort. They got out to a good start and held on. They played great defense and didn't let us back in the game."

#### SCORING SUMMARY

	1	2	3	4	Final
Montana (14-2)	0	0	0	7	7
<b>Richmond (13-3)</b>	<b>7</b>	<b>14</b>	<b>0</b>	<b>3</b>	<b>24</b>

09:02 (1st) UR - Eric Ward 23 yd pass from John Crone (Andrew Howard kick)

11:29 (2nd) UR - Josh Vaughan 5 yd run (Andrew Howard kick)

02:13 (2nd) UR - Garrett Wilkins 13 yd pass from Eric Ward (Andrew Howard kick)

11:56 (4th) UM - Chase Reynolds 4 yd run (Brody McKnight kick)

06:54 (4th) UR - Brian Radford 39 yd field goal

#### INDIVIDUAL STATISTICS

##### RICHMOND

Rushing (Att-Yds): Vaughan 23-162--1TD; Ward 12-46; Crone 2-4; TEAM 2-minus 4.

Passing (Comp-Att-Int-Yds): Ward 12-18-0-96; Crone 1-1-0-23.

Receiving (Rec-Yds): Gray 6-44; Grayson 2-25; Ward 1-23-1TD; Wilkins 1-13-1TD; Crone 1-7; Vaughan 1-4; Mitchell 1-3.

Interceptions (No-Yds): McBride 1-21.



# NCAA PLAYOFF GAMES



## 2009 FCS First Round

### #4 Richmond 16, #9 Elon 13

November 28, 2009

UR Stadium (6,143) • Richmond, Va.

**RICHMOND, Va.** -- Senior QB Eric Ward racked up 276 yards of total offense but No. 4 Richmond needed to dodge a pair of missed field goals by No. 9 Elon in the final 90 seconds and held on to win 16-13 in an NCAA First Round playoff game at UR Stadium.

Richmond (11-1) improved to 6-2 all-time in NCAA First Round games, advancing past the opening-round in three consecutive seasons and four of the last five.

Of Ward's 276 yards, a career-best 136 came on the ground as the senior became just the 34th player in FCS history to surpass the 10,000-yard total offense mark in a career.

He chewed off 74 yards on one play as he sprinted through the Elon defensive line, got key blocking downfield by his receivers and ran virtually untouched into the end zone to put the Spiders up 10-0 early in the second quarter.

Senior kicker Andrew Howard booted two field goals before the break and the Spiders led 13-3 at the half. Elon (9-3) and Richmond traded second-half field goals before the Phoenix struck for a 22-yard touchdown pass from Scott Riddle to Terrell Hudgins with 9:04 left to make the score 16-13.

That's when another dramatic UR Stadium finish unfolded before a crowd of 6,143 - Richmond's largest NCAA First Round crowd at home since 1998.

Howard, who drilled his first three field goals of the game from 27 yards, 33 and 42 yards, misfired wide left on a 46-yard kick with 3:43 remaining.

That missed kicked ended a clock-eating 10-play drive that consumed 5:21, but gave the Phoenix good field position at the 29. Riddle moved his team downfield in six plays - three completions to Hudgins - and took two shots to the end zone to Aaron Mellette and Hudgins, but settled for a 27-yard attempt by Shreiner on fourth-and-three, which was pushed wide right.

The Spiders went three-and-out and punted back to Elon with 25 seconds left and no timeouts.

Riddle found Lance Camp for 16 yards, Hudgins for eight and Camp for six more, before spiking the ball with seven seconds left.

Staring down a 48-yarder that would send the game to overtime, Shreiner had his game-tying attempt blocked by senior NG Parker Miles as the clock expired.

The Spiders trademark "Stonewall Defense" yielded just 27 yards rushing and was at its best with Elon in the Red Zone, limiting the Phoenix to a pair of field goals after the visitors had the ball at the seven in the second quarter, and a pivotal defensive stand in the third quarter after a first-and-goal at the one.

#### SCORING SUMMARY

	1	2	3	4	Final
Elon (9-3)	0	3	3	7	13
<b>Richmond (11-1)</b>	<b>3</b>	<b>10</b>	<b>0</b>	<b>3</b>	<b>16</b>

- 03:43 (1st) UR - Andrew Howard 27 yd field goal
- 14:49 (2nd) UR - Eric Ward 74 yd run (Andrew Howard kick)
- 09:43 (2nd) EL - Adam Shreiner 24 yd field goal
- 06:31 (2nd) UR - Andrew Howard 33 yd field goal
- 10:12 (3rd) EL - Adam Shreiner 18 yd field goal
- 12:19 (4th) UR - Andrew Howard 42 yd field goal
- 09:04 (4th) EL - Terrell Hudgins 22 yd pass from Scott Riddle (Adam Shreiner kick)

#### INDIVIDUAL STATISTICS

**ELON**  
 Rushing (Att-Yds): Harris 8-22; Newsome 8-20; Riddle 4-0; Camp 1 (-1); TEAM 1 (-14).  
 Passing (Comp-Att-Int-Yds): Riddle 25-42-0-309; TEAM 0-2-0-0.  
 Receiving (Rec-Yds): Hudgins 12-167; Camp 7-109; Labinowicz 3-23; Newsome 1-6; Peterson 1-6; Harris 1 (-2).  
 Interceptions (No-Yds): Wilson 2-0; Sullivan 1-0.

**RICHMOND**  
 Rushing (Att-Yds): Ward 10-136; Forte 25-96; Grayson 1-15; Gaskins 2-6; Keating 1-4; Wilkins 3-3.  
 Passing (Comp-Att-Int-Yds): Ward 14-26-3-140.  
 Receiving (Rec-Yds): Grayson 6-50; Forte 3-45; Boston 2-11; Gray 1-17; Mitchell 1-10; Wilkins 1-7.  
 Interceptions (No-Yds): None.



Eric Ward threw for 140 yards and rushed for 136 yards, including a 74-yard TD run, as Richmond downed Elon, 16-13, in the 2009 NCAA First Round.

## 2009 FCS Quarterfinals

### #5 Appalachian State 35, #4 Richmond 31

December 5, 2009

UR Stadium (7,272) • Richmond, Va.

**RICHMOND, Va.** -- Junior LB Eric McBride's eight-yard fumble return for touchdown gave No. 4 Richmond the lead with less than four minutes remaining, but Appalachian State QB Armanti Edwards engineered a game-winning drive that lifted his Mountaineers past the Spiders, 35-31, in the NCAA Quarterfinals at UR Stadium.

Edwards threw a four-yard touchdown pass to Matt Cline with 10 seconds to play, capping a wild last few minutes and giving Appalachian State (11-2) the victory over the defending champion Spiders (11-2) in the last-ever Richmond Football game at venerable UR Stadium.

The finish was wild, beginning with McBride's strip with 3:26 left that looked like it might rescue the Spiders, who had not trailed in the game until the fourth quarter.

On the play, the Spiders punted and Travaris Cadet fielded it inside his 10 for the Mountaineers. While he was trying to return it, McBride stripped the ball from his arms and took it eight yards into the end zone -- a critical play that gave Richmond the lead back at 31-28.

But the Mountaineers had plenty of time, and used almost all of it in driving 70 yards before Edwards rifled the third-down pass to Cline, just out of the diving reach of Michael Ireland.

The touchdown capped a 21-point fourth quarter for the Mountaineers, who hadn't led until Edwards' second scoring run with 4:27 remaining that gave them a 28-24 edge.

Earlier in the quarter, Devon Moore had capped a three-play, 64-yard drive with a five-yard run, and then started a 73-yard drive with runs of 15, 11 and 22 yards.

Moore, who finished with 175 yards on 22 carries, also had a six-yard burst to set up a first-and-goal from the three, and Edwards faked the handoff to Moore on the next play and scampered untouched for the TD.

Like at the start of the game, both teams scored on their first possession after half-time. Appalachian State needed to go just 43 yards after Devin Radford's career-best 46-yard kickoff return. The drive included a four-yard run by Moore on a fourth-and-two from the Richmond 35, and the game was tied at 14 three plays later when Moore ran it in from the 19.

The Spiders needed 14 plays to regain the lead. Kendall Gaskins had a 2-yard run on fourth-and-one from the Mountaineers' 36 and Richmond quarterback Eric Ward had an 18-yard run on third-and-13 from the 22. Gaskins ran it in from the one to make it 21-14 three plays later.

Richmond had two chances to extend its lead, but settled for field goal tries both times. Andrew Howard missed the first, from 29 yards, but made the second from 27 with 9:23 left.

Ward, who played his final game as a Spider, capped his brilliant career with a 17-of-31 effort through the air for 202 yards and a TD. He also rushed 11 times for 51 yards. It marked his fourth 200-yard passing games in the Playoffs.

#### SCORING SUMMARY

	1	2	3	4	Final
Appalachian State (11-2)	7	0	7	21	35
<b>Richmond (11-2)</b>	<b>7</b>	<b>7</b>	<b>7</b>	<b>10</b>	<b>31</b>

- 09:06 (1st) UR - Ben Keating 2 yd run (Andrew Howard kick)
- 07:04 (1st) ASU - Armanti Edwards 16 yd run (Jason Vitaris kick)
- 08:17 (2nd) UR - Tre Gray 19 yd pass from Eric Ward (Andrew Howard kick)
- 12:04 (3rd) ASU - Devon Moore 17 yd run (Jason Vitaris kick)
- 04:22 (3rd) UR - Kendall Gaskins 1 yd run (Andrew Howard kick)
- 09:23 (4th) UR - Andrew Howard 27 yd field goal
- 08:38 (4th) ASU - Devon Moore 5 yd run (Jason Vitaris kick)
- 04:27 (4th) ASU - Armanti Edwards 3 yd run (Jason Vitaris kick)
- 03:26 (4th) UR - Eric McBride 8 yd fumble recovery (Andrew Howard kick)
- 00:10 (4th) ASU - Matt Cline 4 yd pass from Armanti Edwards (Jason Vitaris kick)

#### INDIVIDUAL STATISTICS

**APPALACHIAN STATE**  
 Rushing (Att-Yds): Moore 22-175; Edwards 12-51; Radford 1-3; Cline 1(-1).  
 Passing (Comp-Att-Int-Yds): Edwards 21-33-0-216  
 Receiving (Rec-Yds): Cline 9-87; Elder 4-64; Quick 2-28; Jordan 2-14; Moore 2(-10); Frazier 1-27;  
 Washington 1-6.  
 Interceptions (No-Yds): None.

**RICHMOND**  
 Rushing (Att-Yds): Forte 18-58; Ward 11-51; Wilkins 3-22; Gaskins 6-10; Keating 1-2; Gray 1-2.  
 Passing (Comp-Att-Int-Yds): Ward 17-31-0-202.  
 Receiving (Rec-Yds): Gray 5-91; Grayson 4-51; Prokell 2-37; Mitchell 2-16; Wilkins 2-1; Boston



Tre Gray turned in another big postseason game with 91 yards and a TD, but Richmond's late-season magic ran out in last-ever UR football game played at UR



# NCAA PLAYOFF GAMES

## 2014 FCS First Round

### #18 Richmond 46, Morgan State 24

November 29, 2014

Robins Stadium (4,126) • Richmond, Va.

**RICHMOND, Va.** -- The No. 16/18 Richmond Spiders defeated the Morgan State Bears, 46-24, on Saturday afternoon at Robins Stadium to advance to the second round of the FCS Playoffs.

With the victory, the Spiders advance to the second round of the FCS Playoffs and will face the No. 6 Coastal Carolina Chanticleers on Saturday in Conway, S.C. at 1 p.m.

Richmond QB Michael Strauss had four touchdown passes on the day, while RB Seth Fisher accounted for three scores in the win. WR Reggie Diggs finished with eight receptions for 132 yards and two TDs.

Defensively, DL Evan Kelly had three tackles, a sack and a forced fumble, while DB Justin Grant had eight stops and an interception. LB Eric Wright and DB Tafon Mainsah also had one interception each in the victory.

The Spiders seized control of the contest early, scoring the game's first 22 points to take a commanding lead after the first quarter. Strauss connected with Diggs on a 16-yard TD to open the scoring, while Fisher added a pair of 1-yard touchdown runs to take the 22-0 advantage.

After Morgan State scored the next 10 points, Diggs' second touchdown reception pushed the lead back to 19. Strauss notched his third TD pass of the game to begin the third quarter, connecting with Fisher on a 22-yard score.

Leading 36-17 midway through the third quarter, K Peter Yoder connected on a 42-yard field goal -- setting the Richmond school record with 19 field goals made this season. Strauss put an exclamation point on the team's win in the fourth quarter, hitting WR Rashad Ponder on a 38-yard touchdown. Morgan State added a late score, but it would not be nearly enough as Richmond defeated the Bears, 46-24.

The 46 points scored for the Spiders on Saturday is the most in the team's 18-game FCS Playoff history.

Defensively, the Spiders continued to force turnovers. After forcing the William & Mary Tribe in to three turnovers last week, UR was back at it again, forcing the Bears to turn it over three times as well.

LB Omar Howard had a team-high eight tackles, while four Spiders tallied six tackles a piece.

#### SCORING SUMMARY

	1	2	3	4	Final
Morgan State (7-6)	0	10	7	7	24
<b>Richmond (9-4)</b>	<b>22</b>	<b>7</b>	<b>10</b>	<b>7</b>	<b>46</b>

- 12:03 (1st) UR - Reggie Diggs 16 yd pass from Michael Strauss (Peter Yoder kick)
- 07:06 (1st) UR - Seth Fisher 1 yd run (Brian Brown pass from Michael Strauss)
- 00:51 (1st) UR - Seth Fisher 1 yd run (Peter Yoder kick)
- 12:41 (2nd) MSU - Chris Moller 29 yd field goal, 8-52 3:10, MSU 3 - RICHMOND 22
- 09:10 (2nd) MSU - Moses Skillon 3 yd run (Chris Moller kick)
- 00:20 (2nd) RICHMOND - Reggie Diggs 11 yd pass from Michael Strauss (Peter Yoder kick)
- 13:22 (3rd) RICHMOND - Seth Fisher 22 yd pass from Michael Strauss (Peter Yoder kick)
- 05:40 (3rd) MSU - Andrew King 46 yd pass from Moses Skillon (Chris Moller kick)
- 00:24 (3rd) RICHMOND - Peter Yoder 42 yd field goal
- 08:29 (4th) RICHMOND - Rashad Ponder 38 yd pass from Michael Strauss (Peter Yoder kick)
- 04:26 (4th) MSU - L. Spearman 8 yd pass from Moses Skillon (Chris Moller kick)

#### INDIVIDUAL STATISTICS

##### Morgan State

Rushing (Att-Yds): Walker, Jr. 21-120; Skillon 10-36; Johnson 2-10; Fisk 1-9.  
Passing (Comp-Att-Int-Yds): Skillon 23-45-3-285.  
Receiving (Rec-Yds): King 5-80; Malbrough 5-48; Martin 4-43; Walker, Jr. 4-37; Spearman 3-63; Gillus III 2-14.  
Interceptions (No-Yds): Summers 1-2; Janvier 1-0.

##### RICHMOND

Rushing (Att-Yds): Hamlin 10-51; Fisher 14-47; Green 10-45; Broadus 2-16; Abell 3-7; Rocco 1-2; TEAM 1(-1); Michael Strauss 1(-3).  
Passing (Comp-Att-Int-Yds): Strauss 22-32-1-272; Rocco 1-2-1-27.  
Receiving (Rec-Yds): Diggs 8-132; Brown 6-35; Green 4-51; Ponder 2-51; Fisher 1-22; Mc-Combs 1-4; Bevels 1-4.  
Interceptions (No-Yds): Grant 1-6; Wright 1-0; Mainsah 1-0.



Michael Strauss threw for 272 yards and four touchdowns, as Richmond downed Morgan State, 46-24, in the 2014 NCAA First Round.

## 2014 FCS Second Round

### #6 Coastal Carolina 36, #18 Richmond 15

December 6, 2014

Brooks Stadium (5,601) • Conway, S.C.

**RICHMOND, Va.** -- The No. 16/18 Richmond Spiders fell to the No. 6 Coastal Carolina Chanticleers, 36-15, on Saturday afternoon in Conway, S.C. in the second round of the FCS Playoffs.

QB Michael Strauss passed for a season-high 402 yards and two touchdowns, while WR Brian Brown had eight receptions for a career-high 181 yards and two scores. WR Reggie Diggs had eight catches for 140 yards, while WR Rashad Ponder had nine receptions for 82 yards.

Defensively, LB Omar Howard had a game-high 12 tackles, while DB Justin Grant had 10 stops. DL Winston Craig has six tackles, including a sack, while DB Tafon Mainsah had two stops and three pass breakups.

In a defensive first half, Coastal Carolina was able to take a 14-0 lead in to the break. After pushing their lead to 21-0, Richmond got on the board with a 76-yard touchdown strike from Strauss to Brown -- a career long for both players. After a two-point conversion, the lead was trimmed to 13, 21-8.

Coastal was not to be denied, however, as the Chanticleers responded with 15 unanswered points to seize control of the game in the third quarter.

In the fourth, Brown and Strauss would connect on a 15-yard touchdown, but it would not be enough as Coastal would advance to the FCS Playoff Quarterfinals, 36-15.

With the loss, Richmond's terrific 2014 season comes to an end. The Spiders won nine games in a season for the first time since 2009 and also reached the playoffs for the first time in five years.

#### SCORING SUMMARY

	1	2	3	4	Final
Richmond (9-5)	0	0	8	7	15
<b>Coastal Carolina (12-1) 3</b>	<b>11</b>	<b>22</b>	<b>0</b>	<b>0</b>	<b>36</b>

- 01:11 (1st) CCU - Alex Catron 32 yd field goal
- 07:59 (2nd) CCU - Alex Catron 27 yd field goal
- 00:33 (2nd) CCU - Craig Weick 13 yd pass from Alex Ross (Austin Cain rush)
- 12:13 (3rd) CCU - Andre Johnson 9 yd run (Alex Catron kick)
- 11:11 (3rd) UR - Brian Brown 76 yd pass from Michael Strauss (Brian Brown pass from Michael Strauss)
- 09:15 (3rd) CCU - D. Henderson 50 yd run (Alex Ross pass from Chris Jones)
- 00:12 (3rd) CCU - Alex Ross 1 yd run (Alex Catron kick)
- 02:32 (4th) UR - Brian Brown 15 yd pass from Michael Strauss (Peter Yoder kick)

#### INDIVIDUAL STATISTICS

##### COASTAL CAROLINA

Rushing (Att-Yds): Henderson 19-134; Johnson 13-58; Ross 12-52; Abercrombie 5-43; Daniels 2-30; Aiken, Aaron 2-5; TEAM 1(-6).  
Passing (Comp-Att-Int-Yds): Ross 22-41-0-171.  
Receiving (Rec-Yds): Mapp 7-59; Henderson 4-18; Weick 3-31; Wheat 2-23; Blanks 2-14; Abercrombie 2-7; Israel 1-11; Brown 1-8.  
Interceptions (No-Yds): Summers 1-18; Thompson 1-0.

##### RICHMOND

Rushing (Att-Yds): Green 7-31; Hamlin 1-14; Fisher 8-13; Broadus 1-7; Abell 1-0; Strauss 1(-11).  
Passing (Comp-Att-Int-Yds): Strauss 27-53-2-402.  
Receiving (Rec-Yds): Ponder 9-82; Brown 8-181; Diggs 8-140; Fitzpatrick 1-3; Seth Fisher 1(-4).  
Interceptions (No-Yds): None.



Brian Brown reeled in eight receptions for 181 yards and a pair of touchdowns, but Richmond's great 2014 season would end in Conway, S.C. to the Coastal Carolina



# NCAA PLAYOFF GAMES

## 2015 FCS Second Round

### #12 Richmond 48, # 13 William & Mary 13

December 5, 2015

Robins Stadium (4,126) • Richmond, Va.

## 2015 FCS Quarterfinals

### #12 Richmond 39, #2 Illinois State 27

December 11, 2015

Hancock Stadium (13,391) • Normal, Ill.

**RICHMOND, Va.** -- The University of Richmond football team (9-3, 6-2 CAA) was dominant on Saturday afternoon, burying Capital Cup rival William & Mary (9-4, 6-2), 48-13, at Robins Stadium to claim a second round win in the FCS Playoffs and earn the right to advance to the quarterfinals for the first time since 2009.

All-Conference running back Jacobi Green collected 141 yards in the game and three rushing scores on 25 carries to pace the offense while QB Kyle Lauletta threw for 146 yards and rushed for two scores. Lauletta completed 12 passes on a season-low 17 attempts and spread the ball around. Brian Brown led the team with four catches for 41 yards with James Pavik picking up three catches for 44 yards. Reggie Diggs also caught three balls and totaled 40 yards. Lauletta became just the second QB in Richmond football history to surpass the 3,000-yard mark during the game.

With his effort on Saturday, Green now has 1,426 yards for the season, which places him fourth all-time in the single-season record books. His 18 touchdowns rank third-all time behind Josh Vaughan and Tim Hightower who each collected 20 rushing scores in separate seasons.

Richmond DB David Jones was spectacular again opposite William & Mary. He began the afternoon with a 50-yard punt return that set up a score for the Spiders. It is the longest return for the Spiders this season and the longest since Justin Rogers had a 54-yard return in 2010. Jones also broke two records with one play in the second quarter. The junior picked off Steve Cluley in the end zone to set a new single-season interception record (9) and took it 100 yards to the house to register the longest interception return in Richmond football history.

#### SCORING SUMMARY

	1	2	3	4	Final
William & Mary (8-4)	3	7	3	0	13
<b>Richmond (9-3)</b>	<b>14</b>	<b>14</b>	<b>7</b>	<b>13</b>	<b>48</b>

- 1st 11:36 RICHMOND - Jacobi Green 3 yd run (Griffin Trau kick)
- 1st 05:52 WM - Nick Dorka 22 yd field goal
- 1st 00:41 RICHMOND - Jacobi Green 1 yd run (Griffin Trau kick)
- 2nd 09:38 RICHMOND - David Jones 100 yd interception (Griffin Trau kick)
- 2nd 04:58 WM - K. Anderson 6 yd run (Nick Dorka kick)
- 2nd 00:23 RICHMOND - Kyle Lauletta 10 yd run (Griffin Trau kick)
- 3rd 11:31 WM - Nick Dorka 23 yd field goal
- 3rd 06:10 RICHMOND - Kyle Lauletta 3 yd run (Griffin Trau kick)
- 4th 14:21 RICHMOND - Jacobi Green 1 yd run (Griffin Trau kick)
- 4th 00:39 RICHMOND - David Broadus 1 yd run (Griffin Trau kick failed)

#### INDIVIDUAL STATISTICS

##### William & Mary

Rushing (Att-Yds): K. Anderson 14-63; M. Abdul-Saboor 8-31; Tommy McKee 1-2; TEAM 1-minus 2; DeVonte Dedmon 2-minus 2.  
Passing (Comp-Att-Int-Yds): Steve Cluley 9-20-3-79; Tommy McKee 3-3-0-43  
Receiving (Rec-Yds): Jack Armstrong 3-52; M. Abdul-Saboor 3-43; K. Anderson 3-9; DeVonte Dedmon 1-7; Andrew Caskin 1-6; Daniel Kuzjak 1-5.  
Interceptions (No-Yds): Ian Haislip 1-29; Trey Reed 1-0.

##### RICHMOND

Rushing (Att-Yds): Jacobi Green 25-141; David Broadus 9-60; Kyle Lauletta 7-35; Gordon Collins 11-35; Caleb Drake 2-16; Seth Fisher 5-15.  
Passing (Comp-Att-Int-Yds): Kyle Lauletta 12-17-2-146.  
Receiving (Rec-Yds): Brian Brown 4-41; James Pavik 3-44; Reggie Diggs 3-40; Garrett Hudson 1-19; Tyler Wilkins 1-2.  
Interceptions (No-Yds): David Jones 1-100; Ayo Ogunniyi 1-0; Jarriel Jordan 1-0.



David Jones picked off Steve Cluley in the end zone to set a new single-season interception record (9) and took it 100 yards to the house to register the longest interception return

**NORMAL, Ill.** -- The University of Richmond football (10-3) team will continue its pursuit of a national championship thanks to a 39-27 defeat of No. 2 seed Illinois State on the road. Jacobi Green rushed for 137 yards and three scores with a receiving score mixed him to give him four for the game as he guided the Spiders to the victory down the stretch. With the win the Spiders snapped a 19-game home winning streak for the Redbirds.

Brian Brown had a banner day with a 141 yards receiving on just five catches while Kyle Lauletta was 18-30 for 369 yards through the air, his fourth 300+ yard game of the season. Reggie Diggs caught five balls for 80 yards, putting him north of 900 yards for the second-straight season. Peter Yoder was 2-2 on field goal tries, hitting from 19 and 24 yards.

The defense held All-American running back Marshaun Coprich to just 30 yards rushing and limited the high-powered offense of Illinois State to just 89 yards in the first half. LB Trevor Jones led the team with nine tackles and Omar Howard came up with the second interception of his career.

#### SCORING SUMMARY

	1	2	3	4	Final
<b>Richmond (10-3)</b>		<b>10</b>	<b>9</b>	<b>6</b>	<b>14</b>
Illinois State (10-3)		<b>0</b>	<b>7</b>	<b>7</b>	<b>13</b>

- 1st 10:08 RICHMOND - Peter Yoder 19 yd field goal
- 04:33 RICHMOND - David Broadus 13 yd run (Peter Yoder kick)
- 06:59 RICHMOND - Peter Yoder 24 yd field goal
- 00:16 RICHMOND - Jacobi Green 2 yd run (Peter Yoder kick blocked)
- 3rd 05:36 ILS - Coprich,Marshau 5 yd run (Slattery,Sean kick)
- 02:41 RICHMOND - Jacobi Green 35 yd pass from Kyle Lauletta (Peter Yoder kick failed)
- 4th 10:00 RICHMOND - Jacobi Green 27 yd run (Peter Yoder kick)
- 06:39 ILS - Coprich,Marshau 12 yd pass from Roberson,Tre (Slattery,Sean kick)
- 03:23 ILS - Kolbe,Jake 17 yd run (Roberson,Tre rush failed)
- 02:19 RICHMOND - Jacobi Green 28 yd run (Peter Yoder kick)

#### INDIVIDUAL STATISTICS

##### RICHMOND

Rushing (Att-Yds): Jacobi Green 20-137; David Broadus 6-28; Seth Fisher 1-4; TEAM 3-minus 6; Kyle Lauletta 5-minus 6.  
Passing (Comp-Att-Int-Yds): Kyle Lauletta 18-30-1-369; David Broadus 1-1-0-30.  
Receiving (Rec-Yds): Brian Brown 5-141; Reggie Diggs 5-80; Garrett Hudson 2-24; Porter Abell 1-35; Jacobi Green 1-35; Stephon Jacob 1-30; Tyler Wilkins 1-24; Seth Fisher 1-17; Gordon Collins 1-13; Kyle Lauletta 1-0  
Interceptions (No-Yds): Omar Howard 1-21

##### Illinois State

Rushing (Att-Yds): Roberson,Tre 10-36; Coprich,Marshau 14-30; Kolbe,Jake 1-17; Jefferson,Bryce 1-minus 5.  
Passing (Comp-Att-Int-Yds): Roberson,Tre 25-45-1-370.  
Receiving (Rec-Yds): Warrum,Anthony 9-152; Gibbs,Christian 8-96; Jefferson,Bryce 3-58; Coprich,Marshau 3-37; Fowler,Anthony 1-15; Anderson,J. 1-12.  
Interceptions (No-Yds): None.



Running back Jacobi Green rushed for 137 yards and three scores with a receiving score mixed him to give him four for the game as he guided the Spiders to



# NCAA PLAYOFF GAMES

## 2015 FCS Semifinals

### #2 North Dakota State 33, #12 Richmond 7

December 18, 2015

Fargo Dome (19,000) • Fargo, N.D.

**FARGO, N.D.** -- The University of Richmond football team (10-4, 6-2 CAA) was unable to continue its historic season on Friday night, as the four-time defending National Champion North Dakota State Bison (12-2, 7-1 MVC) brought the Spiders' campaign to a close in the form of a 33-7 result at the Fargodome.

The Richmond offense was stymied into just 209 yards of total offense while the Bison were able to collect 282 yards on the ground to control the pace throughout in an effort that advanced the program to a fifth-consecutive national title game appearance.

Richmond's third appearance in the FCS semifinal came in a season at the beginning of which the program was picked to finish fifth in the CAA preseason poll. The Spiders rolled out a seven-game win streak, claimed a fourth CAA title and had multiple individuals set single-season records, some that had stood for nearly a decade.

#### SCORING SUMMARY

	1	2	3	4	Final
Richmond (10-4)	0	0	7	0	7
<b>North Dakota St. (12-2) 13</b>	<b>13</b>	<b>0</b>	<b>0</b>	<b>7</b>	<b>33</b>

1st 10:33 NDSU - King Frazier 2 yd run (TEAM kick failed)  
 00:01 NDSU - Chase Morlock 27 yd pass from Easton Stick (Cam Pedersen kick)  
 2nd 06:04 NDSU - Zach Vraa 12 yd pass from Easton Stick (Ben LeCompte kick)  
 01:31 NDSU - Eric Perkins 88 yd punt return (Ben LeCompte kick failed)  
 3rd 11:50 RICHMOND - Garrett Hudson 55 yd pass from Kyle Lauletta (Peter Yoder kick)  
 4th 06:11 NDSU - King Frazier 2 yd run (Cam Pedersen kick)

#### INDIVIDUAL STATISTICS

##### RICHMOND

Rushing (Att-Yds): Jacobi Green 11-32; David Broadus 3-7; Seth Fisher 3-3; Kyle Lauletta 4-minus 4.  
 Passing (Comp-Att-Int-Yds): Kyle Lauletta 12-26-2-171.  
 Receiving (Rec-Yds): Brian Brown 5-88; Jacobi Green 4-17; Garrett Hudson 1-55; Dashon Tibbs 1-6;  
 Tyler Wilkins 1-5.  
 Interceptions (No-Yds): Trevor Jones 1-0.

##### NORTH DAKOTA STATE

Rushing (Att-Yds): King Frazier 20-121; Bruce Anderson 7-59; Lance Dunn 10-54; Chase Morlock 9-29;  
 Easton Stick 5-21; TEAM 1-minus 2.  
 Passing (Comp-Att-Int-Yds): Easton Stick 13-20-1-136.  
 Receiving (Rec-Yds): Zach Vraa 4-47; Chase Morlock 2-37; Bruce Anderson 2-20; Luke Albers 2-16; D. Shepherd 1-7; RJ Urzudowski 1-6; Andrew Bonnet 1-3.  
 Interceptions (No-Yds): CJ Smith 1-26; Tre Dempsey 1-1.



Kyle Lauletta threw a 55-yard touchdown pass to Garrett Hudson for the Spiders' lone score against North Dakota State.

## 2016 FCS First Round

### #12 Richmond 39, North Carolina A&T 10

November 26, 2016

Robins Stadium (4,126) • Richmond, Va.

**RICHMOND, Va.** -- It doesn't matter what sport it is, the postseason is a time when new stars emerge.

That new star for the University of Richmond football team came in the form of sophomore Kevin Johnson, who took off his own redshirt to play in the Spiders' FCS Playoff game against North Carolina A&T on Saturday.

Johnson tossed for 315 yards and a touchdown to lead Richmond past the Aggies, 39-10, for their fourth playoff win in the past three seasons. The Spiders are one of just five schools in the country with a playoff win in each of the past three years.

In his first career start, Johnson went 15-of-23 for 315 yards and his first career passing TDs. He also added 22 yards on the ground and a rushing TD.

Senior Brian Brown added to his illustrious career with three catches for 75 and a TD. The TD tied the all-time program record with 22, equaling Walker Gillette's (1967-99) total. His 3,972 career receiving yards rank him 15th all-time in FCS history.

Redshirt freshman Deontez Thompson finished with 24 carries for 98 yards and his ninth rushing TD of the season. He also three catches for 31 yards. Junior TE Garrett Hudson finished with a career-best 92 yards receiving on the day.

#### SCORING SUMMARY

	1	2	3	4	Final
N.C. A&T ( )	7	0	3	0	10
<b>Richmond ( )</b>	<b>14</b>	<b>9</b>	<b>9</b>	<b>7</b>	<b>39</b>

1st 09:16 NCAT - KEYES,Denzel 12 yd pass from BAMIRO,Oluwafemi (JONES,Cody kick)  
 06:22 RICHMOND - Deontez Thompson 2 yd run (Griffin Trau kick)  
 04:10 RICHMOND - Dejon Brissett 92 yd punt return (Griffin Trau kick)  
 2nd 14:16 RICHMOND - Griffin Trau 39 yd field goal  
 08:08 RICHMOND - Griffin Trau 33 yd field goal  
 00:26 RICHMOND - Griffin Trau 34 yd field goal  
 3rd 13:01 NCAT - JONES,Cody 28 yd field goal  
 10:59 RICHMOND - Griffin Trau 28 yd field goal  
 00:31 RICHMOND - Brian Brown 32 yd pass from Kevin Johnson (Kevin Johnson pass failed)  
 4th 08:44 RICHMOND - Kevin Johnson 7 yd run (Griffin Trau kick)

#### INDIVIDUAL STATISTICS

##### N.C. A&T

Rushing (Att-Yds): COHEN,Tarik 13-70; CARTWRIGHT,Marquell 5-6; BAMIRO,Oluwafemi 2-5; HICKLIN,Isaiah  
 1-2; FAIRLEY,Demetrius 1-2; TEAM 1-minus 2; BELL,Elijah 1-minus 10.  
 Passing (Comp-Att-Int-Yds): BAMIRO,Oluwafemi 13-28-2-87; HICKLIN,Isaiah 1-2-0-66; BELL,Elijah 0-0-0-0.  
 Receiving (Rec-Yds): COHEN,Tarik 4-0; KEYES,Denzel 3-41; GARDIN,Khris 3-18; BELL,Elijah 2-77;  
 HILL,Leroy 1-10; GRIFFIN,Xavier 1-7.  
 Interceptions (No-Yds): None.

##### RICHMOND

Rushing (Att-Yds): Deontez Thompson 24-98; Brian Brown 4-37; Kevin Johnson 9-22; Jay Palmer 10-17; Reid Chenault 1-2.  
 Passing (Comp-Att-Int-Yds): Kevin Johnson 15-23-0-315.  
 Receiving (Rec-Yds): Garrett Hudson 3-92; Brian Brown 3-75; Deontez Thompson 3-31; Tyler Wilkins 2-34; Stephen Jacob 2-22; Jarmal Bevels 1-47; James Pavik 1-14.  
 Interceptions (No-Yds): Lemond Johnson 1-34; Charles Mack 1-27.



Kevin Johnson tossed for 315 yards and a touchdown to lead Richmond past the Aggies, 39-10.



# NCAA PLAYOFF GAMES

## 2016 FCS Second Round

### #12 Richmond 27, #8 North Dakota 24

December 3, 2016

Alerus Center (12,283) • Grand Forks, N.D.

**GRAND FORKS, N.D.** -- You want a definition of resiliency? You want a definition of toughness? Look no further than the 2016 Richmond football team.

It was all about the late game magic on Saturday in North Dakota. Richmond overcame a 17-point deficit to defeat #7 North Dakota, 27-24, to a secure a spot in the FCS Quarterfinals for the second consecutive season.

"I can't be more proud of this football team. The toughness they put on display tonight was phenomenal. I can't say enough about them," Head Coach Danny Rocco said.

In just his second start, sophomore Kevin Johnson tossed for 260 yards on 12-of-19 passing with two TDs, while senior Brian Brown finished with six catches for 171 yards and a TD.

Defensively, junior Brendan Coniker finished with a team-high 10 tackles, while the Spider defense was in the UND backfield all day long, finishing with six tackles for a loss.

Sophomore Griffin Trau added to his incredible season with the game-winning FG as time expired, while senior Will McCombs made perhaps the biggest play of the afternoon with a blocked punt in the fourth quarter.

#### SCORING SUMMARY

	1	2	3	4	Final
<b>RICHMOND (10-3)</b>	7	0	7	13	27
<b>NORTH DAKOTA (9-3)</b>	7	10	7	0	24

- 1st 03:25 UND - Brady Oliveira 4 yd run (Reid Taubenheim kick)
- 02:22 RICHMOND - Brian Brown 79 yd pass from Kevin Johnson (Griffin Trau kick)
- 2nd 08:06 UND - De'mun Mercer 69 yd pass from Keaton Studsrud (Reid Taubenheim kick)
- 00:38 UND - Reid Taubenheim 43 yd field goal
- 3rd 10:10 UND - De'mun Mercer 16 yd pass from Keaton Studsrud (Reid Taubenheim kick)
- 00:23 RICHMOND - Kevin Johnson 9 yd run (Griffin Trau kick)
- 4th 10:25 RICHMOND - Griffin Trau 37 yd field goal
- 05:24 RICHMOND - Garrett Hudson 8 yd pass from Kevin Johnson (Griffin Trau kick)
- 00:00 RICHMOND - Griffin Trau 18 yd field goal

#### INDIVIDUAL STATISTICS

**RICHMOND**  
 Rushing (Att-Yds): Deontez Thompson 21-68; Kevin Johnson 12-22; Garrett Hudson 1-5; Brian Brown 1-minus 6.  
 Passing (Comp-Att-Int-Yds): Kevin Johnson 15-22-0-289.  
 Receiving (Rec-Yds): Brian Brown 7-187; Garrett Hudson 2-16; Deontez Thompson 2-6; Tyler Wilkins 1-54; Nick Holloway 1-13; Jarmal Bevels 1-8; Dashon Tibbs 1-5.  
 Interceptions (No-Yds): None

**NORTH DAKOTA**  
 Rushing (Att-Yds): Brady Oliveira 12-60; John Santiago 18-59; Kyle Norberg 2-10; De'mun Mercer 3-minus 4; Keaton Studsrud 2-minus 12.  
 Passing (Comp-Att-Int-Yds): Keaton Studsrud 13-26-0-211.  
 Receiving (Rec-Yds): De'mun Mercer 5-122; Luke Fiedler 2-29; Noah Wanzek 2-25; Travis Toivonen 2-21; John Santiago 1-7; Alex Cloyd 1-7.  
 Interceptions (No-Yds): None



Brian Brown finished with seven catches for 187 yards, including a 79-yard pass in the first half.

## 2016 FCS Quarterfinals

### #3 Eastern Washington 38, #12 Richmond 0

December 10, 2016

Roos Field (8,700) • Cheney, Wash.

**CHEYNEY, Wash.** -- Many years from now, Spider fans will be telling their children about this year's University of Richmond football team.

But for now, the incredible 2016 season came to a close after a second straight trip to the FCS Quarterfinals and a second straight season with 10 wins came to a close with a tough 38-0 defeat at the hands of #2 Eastern Washington on a cold, snow-covered Saturday at Roos Field.

"We're obviously very disappointed in today's outcome and how we played, but I'm incredibly proud of the resiliency and toughness this group of young men showed throughout this entire season," Head Coach Danny Rocco said.

Senior Brian Brown finished his rewriting of the Richmond record books with four catches for 44 yards. He concludes his career as the program's all-time leader in career yards (4,203), single-season receiving yards (1,485), single-season receiving TDs (11), career receiving TDs (22) and catches (247). He also will finish with the eight-most career receiving yards in FCS history with 4,203.

Freshman Deontez Thompson wrapped up his incredible season with 1,001 yards, the most-ever by a Richmond freshman. In the loss, Thompson had 21 carries for 74 yards. He is just the 12th player in program history to reach 1,000 yards in a single-season.

Senior LB Omar Howard concludes his illustrious career with 349 tackles, the ninth-most in program history.

#### SCORING SUMMARY

	1	2	3	4	Final
<b>Richmond (10-4)</b>	0	0	0	0	0
<b>EWU (12-1)</b>	7	14	10	7	38

- 1st 05:33 EWU - Nsimba Webster 7 yd pass from Gage Gubrud (R. Alcobendas kick)
- 2nd 07:45 EWU - Cooper Kupp 20 yd pass from Gage Gubrud (R. Alcobendas kick)
- 05:28 EWU - Shaq Hill 23 yd pass from Gage Gubrud (R. Alcobendas kick)
- 3rd 11:32 EWU - Jabari Wilson 20 yd run (R. Alcobendas kick)
- 04:58 EWU - R. Alcobendas 27 yd field goal
- 4th 10:02 EWU - Antoine Custer 9 yd run (R. Alcobendas kick)

#### INDIVIDUAL STATISTICS

**RICHMOND**  
 Rushing (Att-Yds): Deontez Thompson 21-74; Jarmal Bevels 1-9; Winston Craig 1-2; Brian Brown 1-minus 3; TEAM 1-minus 7; Kevin Johnson 12-minus 27.  
 Passing (Comp-Att-Int-Yds): Kevin Johnson 20-31-1-157; Brian Brown 0-1-0-0.  
 Receiving (Rec-Yds): Brian Brown 4-44; Deontez Thompson 4-38; Stephen Jacob 4-29; Jarmal Bevels 2-17;  
 Tyler Wilkins 2-12; Garrett Hudson 2-10; Nick Holloway 1-6; Lemond Johnson 1-1.  
 Interceptions (No-Yds): Kieran Gregory 1-1.

**EASTERN WASHINGTON**  
 Rushing (Att-Yds): Antoine Custer 10-50; Tamarick Pierce 6-29; Gage Gubrud 3-27; Sam McPherson 7-22; Jabari Wilson 2-20; Shaq Hill 1-4; Kendrick Bourne 1-4; Nic Sblendorio 1-0; Stu Stiles 1-minus 1; Team 1-minus 1.  
 Passing (Comp-Att-Int-Yds): Gage Gubrud 21-32-1-287; R. Hennessey 1-2-0-10.  
 Receiving (Rec-Yds): Cooper Kupp 6-128; Shaq Hill 3-35; Sam McPherson 3-13; Nic Sblendorio 2-37; Kendrick Bourne 2-31; Antoine Custer 2-17; Stu Stiles 1-12; Jabari Wilson 1-10; Tamarick Pierce 1-7; Nsimba Webster 1-7.  
 Interceptions (No-Yds): Samson Ebukam 1-7.



Kevin Johnson made his third-straight start in the FCS playoffs on a frigid afternoon in Cheney, Washington.



## 2022 FCS First Round

### #13/14 Richmond 41, Davidson 0

Nov. 26, 2022  
Robins Stadium (3,000) • Richmond, Va.

**RICHMOND, VA.** — Richmond (9-3) jumped to a convincing lead early and never looked back as it routed Davidson for the team's first-ever playoff shutout and first in any game since 2017.

The Spiders excelled in all phases, with the Richmond offense picking up 482 yards while the defense limited Davidson to just 226. Reece Udinski (North Wales, Pa.) was nearly perfect, connecting on 29 of 32 pass attempts for his highest completion percentage (90.3%) of the season.

Tristan Wheeler led the Spiders with eight tackles including 2.0 for loss (-5) Tristan Wheeler (Bethlehem, Pa.) eclipsed the 100 tackles mark on the season, making it his third-consecutive full season of football with over 100 tackles.

#### SCORING SUMMARY

	1	2	3	4	Final
<b>RICHMOND (9-3)</b>	<b>10</b>	<b>17</b>	<b>7</b>	<b>7</b>	<b>41</b>
<b>DAVIDSON (8-4)</b>	0	0	0	0	0

- 1st 08:44 RIC - Dykes, Aaron 12 yd run (Lopez, Andrew kick)
- 1st 05:18 RIC - Lopez, Andrew 35 yd field goal
- 2nd 09:41 RIC - Herres, Jakob 25 yd pass from Udinski, Reece (Lopez, Andrew kick)
- 2nd 02:57 RIC - Garcia Jr., Jerry 30 yd pass from Udinski, Reece (Lopez, Andrew kick)
- 2nd 00:00 RIC - Larson, Jake 46 yd field goal
- 3rd 11:25 RIC - Howard, Milan 4 yd run (Lopez, Andrew kick)
- 4th 12:50 RIC - Howard, Milan 5 yd run (Lopez, Andrew kick)

#### INDIVIDUAL STATISTICS

##### RICHMOND

Rushing (Att-Yds): Milan Howard (12-73); Aaron Dykes (10-70); Jacob Huhn (8-36); Dante Black (4-20); Kyle Wickersham (3-19); Reece Udinski (3-4); Savon Smith (2-7)  
 Passing (Comp-Att-Int-Yds): Reece Udinski (28-32-0-246); Kyle Wickersham (1-1-0-21)  
 Receiving (Rec-Yds): Nick DeGennaro (6-62); Jakob Herres (5-50); Jerry Garcia Jr. (3-45); Leroy Henley (4-37); Jasiah Williams (5-34); Noah Washington (1-21); Ja'Vion Griffin (2-11); Aaron Dykes (3-7)  
 Interceptions (No-Yds): Matei Fitz (1-0)

##### DAVIDSON

Rushing (Att-Yds): Dylan Sparks (15-38); Aaron Maione (4-32); Aris Hilliard (3-18); Jayden Waddell (8-17); Coy Williams (4-12); Bernard Turner Jr. (2-9); Bradyn Oakley (2-2); Mason Sheron (1-1)  
 Passing (Comp-Att-Int-Yds): Jayden Waddell (7-13-1-103)  
 Receiving (Rec-Yds): Aaron Maione (1-47); Maxwell Weaver (4-26); Mark McCurdy (1-21); Brody Reina (1-9)  
 Interceptions (No-Yds): None



Tristan Wheeler and the Spider defense held the nation's No. 1 rushing offense to just 123 yards in the shutout victory. Prior to the game, the Wildcats averaged 350.5 ground yards per game.



## 2022 FCS Second Round

### #13/14 Richmond 31, #2 Sacramento State 38

Dec. 3, 2022  
Hornet Stadium (9,136) • Sacramento, Calif.

**RICHMOND, VA.** — Playing in the program's first game in California, the Spiders met the Hornets for the first time, battling each other through a torrential downpour that lasted all game. While the rainy conditions brought on 41 incomplete passes, four interceptions and two fumbles in the contest, both teams went back-and-forth trading scores, but it would be timely touchdowns from the second-seeded Hornets that made the difference.

A scoop and score from Aaron Banks just before the break would have made the score 28-10 at the half, but the touchdown call was overturned as the play causing the ball to come loose deep in Richmond territory was deemed an incomplete pass rather than a forced fumble. With the score at 21-10, Sacramento State scored on a one-yard rush to make it 21-17, then took the lead after the Hornets returned the opening kick of the second half for a 95-yard return touchdown and Richmond would be forced to fight back from there.

The Spiders evened the score twice after that, but with the game at 31 apiece, Sacramento state aired out a 51-yard touchdown pass with 6:28 left in the game to close the door on Richmond's playoff dreams.

Quarterback Reece Udinski went 21-for-39 and 216 yards in the steady rain, while Sacramento State's unique two-quarterback system accounted for 400 passing yards.

Aaron Dykes tallied a career-high day rushing, carrying the ball 20 times for 109 yards. Richmond's defense was led by redshirt-freshman Donovan Hoilette who filled in for an injured Philip O'Connor and racked up 11 tackles including two for loss (-4) and a pass breakup.

#### SCORING SUMMARY

	1	2	3	4	Final
<b>RICHMOND (9-4)</b>	14	7	10	0	31
<b>SAC STATE (12-0)</b>	7	10	7	14	38

- 1st 08:17 SAC - Martin, Marshel 5 yd pass from O'Hara, Asher (Sentkowski, Kyle kick)
- 1st 04:52 RIC - Williams, Jasiah 25 yd pass from Udinski, Reece (Lopez, Andrew kick)
- 1st 00:59 RIC - Smith, Savon 1 yd run (Lopez, Andrew kick)
- 2nd 10:43 RIC - Henley, Leroy 24 yd pass from Udinski, Reece (Lopez, Andrew kick)
- 2nd 07:27 SAC - Sentkowski, Kyle 24 yd field goal
- 2nd 00:19 SAC - Fulcher, Marcus 1 yd run (Sentkowski, Kyle kick)
- 3rd 14:45 SAC - Tau-Tolliver, Elijah 95 yd kickoff return
- 3rd 11:19 RIC - Lopez, Andrew 26 yd field goal
- 3rd 04:53 RIC - Henley, Leroy 21 yd pass from Udinski, Reece (Lopez, Andrew kick)
- 4th 14:00 SAC - Martin, Marshel 19 yd pass from Dunniway, Jake
- 4th 06:28 SAC - Williams, Pierre 51 yd pass from O'Hara, Asher (Sentkowski, Kyle kick)

#### INDIVIDUAL STATISTICS

##### RICHMOND

Rushing (Att-Yds): Aaron Dykes (20-109); Savon Smith (13-75); Milan Howard (3-9); Jasiah Williams (1-2); Reece Udinski (5-14)  
 Passing (Comp-Att-Int-Yds): Reece Udinski (21-39-1-216)  
 Receiving (Rec-Yds): Leroy Henley (7-84); Jakob Herres (7-58); Jasiah Williams (2-30); Aaron Dykes (1-25); Savon Smith (3-17); Nick DeGennaro (1-2)  
 Interceptions (No-Yds): Tyrek Funderburk (2-0); Aamir Hall (1-0)

##### SACRAMENTO STATE

Rushing (Att-Yds): Asher O'Hara (15-53); Cameron Skattebo (9-21); Marcus Fulcher (5-7); Elijah Tau-Tolliver (0-1); Jake Dunniway (4-6)  
 Passing (Comp-Att-Int-Yds): Jake Dunniway (19-31-7); Asher O'Hara (5-83)  
 Receiving (Rec-Yds): Martin Marshel (10-148); Pierre Williams (4-107); Devin Gandy (3-60); Jared Gipson (2-35); Parker Clayton (2-25); Cameron Skattebo (1-14); Carlos Hill (1-8); Marcus Fulcher (1-3)  
 Interceptions (No-Yds): Cameron Broussard (1-0)



Filling in for an injured Phil O'Connor who went down in the first quarter with a knee injury, redshirt freshman Donovan Hoilette led the Richmond defense with 11 tackles including two for loss (-4) and a pass breakup.



# 2023 FCS First Round

## #22/25 Richmond 49, #13/16 N.C. Central 27

Nov. 25, 2023

Robins Stadium (4,103) • Richmond, Va.

# 2023 FCS Second Round

## #22/25 Richmond 13, #5 UAlbany 41

Dec. 2, 2023

Tom & Mary Casey Stadium (2,652) • Albany, N.Y.

**RICHMOND, VA.** — An offensive explosion led Richmond into the second round of the FCS playoffs for a second straight season as the Spiders defeated first-time opponent North Carolina Central, 49-27.

Three different Spiders combined for seven touchdowns as Richmond recorded its most points in a postseason game since the 1968 Tangerine Bowl, when Richmond defeated Ohio, 49-42.

After trailing the Eagles, 20-7, shortly before the half, Richmond outscored Central, 42-7.

Defensively, Richmond was lead by Wayne Galloway with 11 tackles including 1.5 for loss, and Marlem Louis came up big with a career-high three sacks.

The game marked Richmond's seventh straight game, its longest win streak since winning seven in a row during the 2015 season.

### SCORING SUMMARY

	1	2	3	4	Final
<b>RICHMOND (9-3)</b>	<b>7</b>	<b>7</b>	<b>14</b>	<b>21</b>	<b>49</b>
<b>N.C. CENTRAL (8-4)</b>	<b>13</b>	<b>7</b>	<b>0</b>	<b>7</b>	<b>27</b>

- 1st 13:50 RIC - DeGennaro,Nick 35 yd pass from Wickersham,Kyle (Lopez,Andrew kick)
- 2nd 00:09 RIC - DeGennaro,Nick 10 yd pass from Wickersham,Kyle (Lopez,Andrew kick)
- 3rd 10:07 RIC - Smith,Savon 14 yd run (Lopez,Andrew kick)
- 3rd 00:29 RIC - Smith,Savon 65 yd punt return (Lopez,Andrew kick)
- 4th 13:38 RIC - Garcia Jr.,Jerry 71 yd pass from Wickersham,Kyle (Lopez,Andrew kick)
- 4th 06:08 RIC - Garcia Jr.,Jerry 6 yd run (Lopez,Andrew kick)
- 4th 03:33 RIC -Smith,Savon 24 yd run (Lopez,Andrew kick)

### INDIVIDUAL STATISTICS

#### RICHMOND

Rushing (Att-Yds): Savon Smith (15-78); Kyle Wickersham (13-86); Fonnae Webb (4-68); Jerry Garcia Jr. (1-6); Owen Laughlin (1-2)  
 Passing (Comp-Att-Int-Yds): Kyle Wickersham (16-23-0-291)  
 Receiving (Rec-Yds): Jerry Garcia Jr. (5-107); Ja'Vion Griffin (3-85); Nick DeGennaro (4-82); Savon Smith (3-19)  
 Interceptions (No-Yds): Aaron Banks (1-0)

#### NORTH CAROLINA CENTRAL

Rushing (Att-Yds): Davius Richard (18-79); J'Mari Taylor (4-23); Latrell Collier (8-9); Walker Harris (1-8)  
 Passing (Comp-Att-Int-Yds): Davius Richard (16-27-1-262); Harris Walker (0-1-0-0)  
 Receiving (Rec-Yds): Devin Smith (6-202); Joaquin Davis (3-27); Twan Flip Jr. (2-18); Quentin McCall (2-15); Latrell Collier (2-0); Darryl Taylor (1-0)  
 Interceptions (No-Yds): None



Savon Smith carried the ball 15 times for 78 yards and two rushing touchdowns and took a punt return 65 yards to the house for the firstpunt return touchdown of his career and first for any Spider since Nov. 26, 2016 when Dejon Brissett took a 92-yard punt return all the way. Brisett's punt return touchdown also came in an FCS First Round Playoff game against a team from North Carolina (North Carolina A&T). Smith's three touchdowns match a single-game career-high set this season.

**ALBANY, NY.** — The Great Danes silenced the Richmond run game, holding the Spiders to just 38 ground yards and jumped to a 27-0 lead before Nick DeGennaro scored his 11th touchdown of the season with one second left in the first half off an 11-yard pass from Camden Coleman.

With the touchdown, DeGennaro tied the program record for most receiving touchdowns in a season set by Brian Brown (2016) and Walker Gillette (1969). DeGennaro finished the day with a career-high 13 receptions as well as 120 yards for his third 100-plus yard receiving game this season.

Richmond's second and final score of the day came at the 6:31 mark of the fourth quarter with the score at 41-7 when Jerry Garcia Jr. caught a three-yard pass in the flat from Coleman and ran it in for his fifth touchdown of the season.

The Spiders were lead defensively by Tristan Wheeler who came up with 12 tackles and finishes his career as Richmond's second all-time tackler with 487.

### SCORING SUMMARY

	1	2	3	4	Final
<b>RICHMOND (9-4)</b>	<b>0</b>	<b>7</b>	<b>0</b>	<b>6</b>	<b>13</b>
<b>UALBANY (10-3)</b>	<b>14</b>	<b>13</b>	<b>14</b>	<b>0</b>	<b>41</b>

- 1st 04:37 ALB - Woodell,Griffin 9 yd run (Opalko,John kick)
- 1st 00:20 ALB - Dietz,MarQeese 7 yd pass from Poffenbarger,Reese (Opalko,John kick)
- 2nd 07:37 ALB - Poffenbarger,Reese 19 yd run (Opalko, John miss)
- 2nd 03:25 ALB - Hackett,Bill 71 yd interception (Opalko,John kick)
- 2nd 00:01 RIC - DeGennaro,Nick 11 yd pass from Coleman,Camden (Lopez,Andrew kick)
- 3rd 05:25 ALB - Poffenbarger,Reese 9 yd run (Opalko,John kick)
- 3rd 00:39 ALB - Easton,Brevin 12 yd pass from Poffenbarger,Reese (Opalko,John kick)
- 4th 06:21 RMD - Garcia Jr.,Jerry 3 yd pass from Coleman,Camden (Lopez,Andrew blocked)

### INDIVIDUAL STATISTICS

#### RICHMOND

Rushing (Att-Yds): Savon Smith (12-23); Milan Howard (3-12); Fonnae Webb (2-10); Jackson Hardy (2-10); Jerry Garcia Jr. (1-3); Dante Black (1-1); Kyle Wickersham (14-25); Jamaal Brown (1--3); Camden Coleman (3--8)  
 Passing (Comp-Att-Int-Yds): Camden Coleman (15-20-0-186); Kyle Wickersham (12-21-2-76); Jackson Hardy (2-3-0-9); Savon Smith (1-2-0-5)  
 Receiving (Rec-Yds): Nick DeGennaro (13-120); Jerry Garcia Jr. (2-50); Savon Smith (5-38); Landon Ellis (4-30); Quanye Veney (3-15); Jasiah Williams (2-12); Brooks Heagarty (1-10); Milan Howard (1-1)  
 Interceptions (No-Yds): Bryson Parker (1-0)

#### UALBANY

Rushing (Att-Yds): Griffin Woodell (13-96); Faysal Aden (5-18); Reese Poffenbarger (5-16); Roy Alexander (1-6); Nate Larkins (1-5)  
 Passing (Comp-Att-Int-Yds): Reese Poffenbarger (12-23-1-170)  
 Receiving (Rec-Yds): Julian Hicks (5-61); Levi Wentz (1-42); Ian Renninger (1-30); Roy Alexander (2-17); Brevin Easton (2-13); Marquese Dietz (1-7)  
 Interceptions (No-Yds): Aamir Hall (1-0); Bill Hackett (1-71)



Nick DeGennaro caught the ball 13 times for 120 yards in the loss, marking his third game of the season with over 100+ receiving yards. While the Spiders ultimately outgained the Great Danes, 314-311, and ran nearly double the plays (85 compared to UAlbany's 48) the Danes proved more opportunistic with their offensive attempts and silenced the Spiders run game. Richmond picked up just 38 yards off 39 attempts all game.



# ALL-TIME RESULTS

## 1881 (2-0)

Coach: M.C. Taylor  
 Captain: George W. Quick  
 Dec. 3 at Randolph-Macon W 3-0  
 Dec. 17 Randolph-Macon W 3-0

## 1882 (1-0)

Coach: C.M. Hazen  
 Captain: W. Wythe Davis  
 Dec. 9 Randolph-Macon W 5-1

## 1883

Rain cancelled game vs. Randolph-Macon

## 1884

No Games Scheduled

## 1885 (1-1)

Coach: C.M. Hazen  
 Captain: William A. Harris  
 Nov. 12 Randolph-Macon W 3-1  
 Nov. 12 Randolph-Macon L 1-2

## 1886 (1-1)

Coach: C.M. Hazen  
 Captain: Herbert H. Harris  
 Oct. 21 Randolph-Macon L 0-1  
 Nov. 20 at Randolph-Macon W 3-1

## 1887 (1-1)

Coach: H.R. Hundley  
 Captain: H.R. Hundley  
 Nov. 12 at McCabe Univ. L 0-57  
 Nov. 24 Randolph-Macon W 14-13

## 1888 (1-2)

Coach: C.M. Hazen  
 Captain: Cecil H. Baker  
 Nov. 12 at Randolph-Macon W 11-0  
 Nov. 29 Petersburg A.C. L 0-6  
 Dec. 9 McCabe University L 0-6

## 1889 (1-2)

Coach: Frank Johnson  
 Captain: Frank Johnson  
 Nov. 28 Petersburg A.C. L 0-6  
 Dec. 10 Wake Forest L 14-32  
 Dec. 16 Randolph-Macon W 42-0

## 1890 (0-3)

Coach: C.T. Taylor  
 Captain: Dana H. Rucker  
 Nov. 1 at Randolph-Macon L 4-6  
 Nov. 22 at Washington & Lee L 6-28  
 Nov. 27 Randolph-Macon L 0-4

## 1891 (0-2)

Coach: Dana Rucker  
 Captain: Frank W. Duke  
 Nov. 9 Randolph-Macon L 4-12  
 Nov. 23 Keswick School L 4-12

## 1892 (2-3)

Coach: Penwick Shelton  
 Captain: Frank W. Duke  
 Oct. 15 Washington & Lee L 6-8  
 Oct. 21 North Carolina L 0-40  
 Oct. 24 Wake Forest L 0-16  
 Nov. 24 at Hampden-Sydney W 24-0  
 Dec. 19 at Randolph-Macon W 16-0

## 1893 (3-2)

Coach: Dana Rucker  
 Captain: Frank W. Duke  
 Sept. 30 Capitol City A.C. W 22-0  
 Oct. 9 at Virginia L 4-28  
 Nov. 10 at VMI L 0-34  
 Nov. 13 at Allegheny Institute W 24-4  
 Nov. 18 Randolph-Macon W 12-0

## 1894 (0-4-2)

Coach: Dana Rucker  
 Captain: Roger W. Harrison  
 Oct. 2 at Virginia L 0-48  
 Oct. 18 Virginia L 0-28  
 Nov. 3 at Norfolk (YMCA) T 4-4  
 Nov. 10 at North Carolina L 0-28  
 Nov. 17 at Georgetown L 0-34  
 Dec. 1 at Hampden-Sydney T 0-0

## 1895 (0-5-1)

Coach: Dana Rucker  
 Captain: Joseph Sallade  
 Oct. 10 Hampton A.C. L 4-16  
 Nov. 2 Hampden-Sydney T 0-0  
 Nov. 11 at VMI L 0-44  
 Nov. 12 at Virginia L 0-60  
 Nov. 18 at North Carolina St. L 0-40  
 Nov. 19 at North Carolina L 0-34

## 1896

No University football team

## 1897 (3-5)

Coach: Bill Wertenbaker  
 Captain: J.W.T. McNeil  
 Oct. 2 Richmond A.C. L 0-26  
 Oct. 9 at Hampton A.C. L 0-32  
 Oct. 16 Randolph-Macon W 6-4  
 Oct. 30 at Petersburg YMCA W 26-0  
 Nov. 2 Hampden-Sydney W 8-6  
 Nov. 5 George Washington L 0-22  
 Nov. 9 St. Albans L 0-20  
 Nov. 13 Virginia Tech L 0-26

## 1898 (3-3-1)

Coach: O.L. Owen  
 Captain: Burnel Lankford  
 Oct. 15 at Randolph-Macon W 15-0  
 Oct. 25 Hampden-Sydney T 6-6  
 Oct. 29 at VMI L 0-16  
 Nov. 1 at Washington & Lee L 0-6  
 Nov. 14 Washington & Lee W 10-0  
 Nov. 19 William & Mary W 15-0  
 Nov. 24 at Newport News A.C.L 0-11

## 1899 (2-2)

Coach: Julian Hill  
 Captain: C.M. Stone  
 Oct. 14 at Portsmouth A.C. L 0-16  
 Oct. 19 Pantops Academy W 17-0  
 Oct. 21 William & Mary W 41-0  
 Oct. 28 Hampden-Sydney L 5-34

## 1900 (3-4)

Coach: Edward Kenna  
 Captain: B. West Tabb  
 Oct. 10 at Virginia L 0-51  
 Oct. 15 Randolph-Macon W 5-0  
 Oct. 20 Fredericksburg W 11-0  
 Oct. 27 Woodberry Forest L 0-16  
 Oct. 31 at Georgetown L 0-84  
 Nov. 13 at Randolph-Macon W 11-6  
 Nov. 15 Hampden-Sydney L 0-34

## 1901 (1-5)

Coach: Garnett Neilson  
 Captain: Menalucus Lankford  
 Oct. 10 Randolph-Macon L 0-6  
 Oct. 26 at Washington & Lee L 0-39  
 Oct. 28 at VMI L 0-79  
 Nov. 2 Hampden-Sydney L 0-70  
 Nov. 9 at William & Mary W 27-11  
 Nov. 20 at Randolph-Macon L 0-11

## 1902 (3-3)

Coach: Graham Hobson  
 Captain: Menalucus Lankford  
 Oct. 18 Randolph-Macon W 30-0  
 Oct. 25 at VMI L 0-33  
 Nov. 8 Hoge Academy W 50-0  
 Nov. 15 Hampden-Sydney W 23-11  
 Nov. 22 at Washington & Lee L 0-29  
 Nov. 27 at NC State L 5-30

## 1903 (6-3-1)

Coach: Fred Vail  
 Captain: Hiram M. Smith Jr.  
 Oct. 3 Petersburg YMCA W 38-0  
 Oct. 10 Fredericksburg W 34-0  
 Oct. 19 Washington & Lee L 0-11  
 Oct. 26 Danville Mil. Inst. T 6-6  
 Oct. 31 Hampden-Sydney ! W 23-0  
 Nov. 7 George Washington W 22-6  
 Nov. 12 North Carolina State L 0-53  
 Nov. 14 William & Mary W 24-0  
 Nov. 21 Randolph-Macon W 16-0  
 Nov. 26 at Tulane L 5-18

## 1904 (1-5)

Coach: Harry Wall  
 Captain: J.B. Webster  
 Oct. 1 at Virginia Tech L 0-18  
 Oct. 8 Norfolk High School W 34-0  
 Oct. 15 at George Washington L 0-17  
 Oct. 22 Fort Monroe L 0-32  
 Nov. 4 at William & Mary L 6-15  
 Nov. 12 Randolph-Macon L 5-16

## 1905 (3-4-2)

Coach: E.A. Dunlop Jr.  
 Captain: H.A. Mench  
 Oct. 3 at Washington & Lee L 0-34  
 Oct. 7 Randolph-Macon L 0-35  
 Oct. 11 William & Mary T 0-0  
 Oct. 18 Virginia Boat Club W 13-5  
 Oct. 18 William & Mary L 0-4  
 Oct. 21 at St. John's L 0-10  
 Oct. 28 Richmond Indians W 5-0  
 Nov. 8 William & Mary W 23-4  
 Nov. 11 Randolph-Macon T 18-18

## 1906 (5-5-1)

Coach: E.A. Dunlop Jr.  
 Captain: Oscar Ludwell Bowen  
 Sept. 29 Woodberry Forest L 0-12  
 Oct. 3 at Virginia L 0-22  
 Oct. 6 Randolph-Macon L 0-6  
 Oct. 11 at NC State T 0-0  
 Oct. 12 at North Carolina L 0-12  
 Oct. 17 Hampden-Sydney W 1-0<sup>12</sup>  
 Oct. 27 at Virginia L 6-12  
 Nov. 3 at William & Mary W 24-0  
 Nov. 17 VMI W 6-4  
 Nov. 24 Randolph-Macon W 17-0  
 Nov. 28 William & Mary !<sup>01</sup> W 6-0 forfeit

## 1907 (3-6)

Coach: E.A. Dunlop Jr.  
 Captain: O.R. Thraves  
 Oct. 2 at Virginia L 0-38  
 Oct. 5 Maryland W 11-5  
 Oct. 12 NC State L 4-7  
 Oct. 19 Randolph-Macon L 11-12  
 Oct. 26 at NC State L 0-11  
 Nov. 9 Hampden-Sydney W 38-0  
 Nov. 16 at North Carolina L 11-13  
 Nov. 28 William & Mary ! W 48-0  
 Dec. 13 Randolph-Macon L 10-14

## 1908 (3-5)

Coach: E.A. Dunlop Jr.  
 Captains: G.B. Wright, A. Langford  
 Oct. 3 Maryland W 22-0  
 Oct. 10 Randolph-Macon L 0-16  
 Oct. 17 Washington & Lee L 5-33  
 Oct. 24 Gallaudet W 16-12  
 Oct. 31 at North Carolina L 12-17  
 Nov. 7 Hampden-Sydney L 17-18  
 Nov. 21 William & Mary L 18-21  
 Nov. 28 Randolph-Macon W 12-2

## 1909 (3-5-2)

Coach: E.A. Dunlop Jr.  
 Captain: E.P. Stringfellow  
 Oct. 2 Maryland W 12-0  
 Oct. 5 Virginia Boat Club T 0-0  
 Oct. 9 Randolph-Macon T 0-0  
 Oct. 16 Georgetown L 0-17  
 Oct. 23 Virginia Tech L 0-52  
 Oct. 30 at North Carolina L 0-22  
 Nov. 5 at Wake Forest W 5-0  
 Nov. 13 Hampden-Sydney W 6-0  
 Nov. 20 William & Mary L 0-17  
 Nov. 26 Randolph-Macon L 3-29

## 1910 (1-6-1)

Coach: E.V. Long  
 Captain: George W. Stadler  
 Oct. 1 Maryland L 0-20  
 Oct. 8 Randolph-Macon W 5-0  
 Oct. 15 Rock Hill College T 0-0  
 Oct. 29 George Washington L 15-21  
 Nov. 5 at Hampden-Sydney L 0-18  
 Nov. 12 at NC State L 0-52  
 Nov. 19 William & Mary L 6-18  
 Nov. 26 Randolph-Macon L 6-11

## 1911 (0-6-2)

Coach: Sam Honaker  
 Captain: Henry M. Taylor  
 Sept. 30 Maryland T 0-0  
 Oct. 7 Fredericksburg T 0-0  
 Oct. 14 Randolph-Macon L 0-13  
 Oct. 21 Georgetown L 0-65  
 Oct. 28 Hampden-Sydney L 0-3  
 Nov. 4 at VMI L 0-38  
 Nov. 11 at William & Mary L 0-3  
 Nov. 25 Randolph-Macon L 0-9

## 1912 (1-7)

Coach: E.A. Dunlop Jr.  
 Captain: Robert C. Duval Jr.  
 Oct. 5 Maryland L 0-46  
 Oct. 12 Randolph-Macon L 0-21  
 Oct. 19 Richmond Blues L 7-14  
 Oct. 26 at Roanoke L 0-21  
 Nov. 2 at Hampden-Sydney L 0-13  
 Nov. 9 William & Mary W 20-0  
 Nov. 16 Rock Hill College L 7-14  
 Nov. 23 Randolph-Macon L 0-28

## 1913 (5-3-1)

Coach: Frank Dobson  
 Captain: John A. George  
 Sept. 27 Richmond Blues T 0-0  
 Oct. 4 at Maryland L 0-45  
 Oct. 11 Gallaudet L 0-6  
 Oct. 18 at Wake Forest W 14-13  
 Oct. 25 Randolph-Macon L 7-14  
 Nov. 1 Hampden-Sydney W 21-20  
 Nov. 8 William & Mary ! W 20-13  
 Nov. 15 Randolph-Macon W 20-14  
 Nov. 22 at William & Mary W 20-13

## 1914 (5-4)

Coach: Frank Dobson  
 Captain: Newton R. Ancarrow  
 Sept. 29 at North Carolina L 0-41  
 Oct. 3 at VMI L 0-10  
 Oct. 10 at Virginia L 0-62  
 Oct. 17 at Hampden-Sydney W 26-9  
 Oct. 24 at William & Mary W 7-3  
 Oct. 31 Randolph-Macon L 8-13  
 Nov. 7 Hampden-Sydney W 28-14  
 Nov. 21 William & Mary W 32-0  
 Nov. 28 Randolph-Macon W 13-0

## 1915 (4-4-1)

Coach: Frank Dobson  
 Captain: John T. Coburn  
 Oct. 2 Richmond Blues W 14-7  
 Oct. 9 at Virginia L 0-74  
 Oct. 16 at VMI L 6-13  
 Oct. 23 at William & Mary W 28-0  
 Oct. 30 Hampden-Sydney L 6-7  
 Nov. 6 Randolph-Macon W 7-6  
 Nov. 13 at Hampden-Sydney L 8-15  
 Nov. 20 William & Mary W 40-0  
 Nov. 27 Randolph-Macon T 0-0

## 1916 (5-4-2)

Coach: Frank Dobson  
 Captain: Bertram Lee Robins  
 Sept. 30 at Virginia Tech L 0-13  
 Oct. 7 at Catholic L 6-34  
 Oct. 11 Richmond Blues W 12-0  
 Oct. 14 at Virginia L 0-21  
 Oct. 21 Hampden-Sydney W 13-2  
 Oct. 28 William & Mary W 48-0  
 Nov. 4 Randolph-Macon W 32-13  
 Nov. 11 at Hampden-Sydney L 0-8  
 Nov. 18 at William & Mary T 0-0  
 Dec. 2 Randolph-Macon W 19-0  
 Dec. 9 Hampden-Sydney T 0-0

## 1917 (4-2-1)

Coach: Frank Dobson  
 Captain: Robert Whittett Jr.  
 Oct. 13 William & Mary W 28-0  
 Oct. 20 Hampden-Sydney L 0-12  
 Oct. 27 Randolph-Macon W 27-0  
 Nov. 3 at Washington & Lee L 0-43  
 Nov. 10 at Hampden-Sydney T 0-0  
 Nov. 17 at William & Mary W 19-0  
 Nov. 24 Randolph-Macon W 80-0

## 1918 (3-1-1)

Coach: Robert Marshall  
 Captain: G. Keith Taylor  
 Nov. 9 Randolph-Macon T 0-0  
 Nov. 16 Hampden-Sydney L 0-13  
 Nov. 22 Fulton Aviators W 7-0  
 Nov. 30 at William & Mary W 7-0  
 Dec. 7 Randolph-Macon W 8-6

## 1919 (5-2-2)

Coach: Frank Dobson  
 Captain: Henry Carter  
 Oct. 4 at Virginia T 0-0  
 Oct. 11 at Virginia Tech L 0-21  
 Oct. 18 at William & Mary L 0-7  
 Oct. 26 Hampden-Sydney W 7-0  
 Nov. 1 Randolph-Macon W 27-7  
 Nov. 8 William & Mary W 17-0  
 Nov. 15 at Hampden-Sydney T 0-0  
 Nov. 22 Randolph-Macon W 22-0  
 Nov. 28 William & Mary W 21-0

## 1920 (6-2)

Coach: Frank Dobson  
 Captain: W.R. Broadus  
 Oct. 2 Lynchburg W 27-0  
 Oct. 9 at Catholic W 10-7  
 Oct. 16 Hampden-Sydney W 28-0  
 Oct. 23 Davidson L 0-7  
 Oct. 20 at William & Mary W 13-0  
 Nov. 6 Virginia Tech L 0-21  
 Nov. 13 Wake Forest W 20-7  
 Nov. 25 Randolph-Macon W 62-7

## 1921 (4-3-1)

Coach: Frank Dobson  
 Captain: R. Tyler Price  
 Oct. 1 Catholic W 14-0  
 Oct. 8 at Virginia L 0-14  
 Oct. 15 Virginia Tech L 0-34  
 Oct. 22 Hampden-Sydney L 5-7  
 Oct. 29 Davidson T 14-14  
 Nov. 5 Wake Forest W 41-0  
 Nov. 12 Randolph-Macon W 49-0  
 Nov. 24 William & Mary W 17-7

## 1922 (6-2-1)

Coach: Frank Dobson  
 Captain: Waverly E. Jones  
 Sept. 30 at Lafayette L 0-33  
 Oct. 7 Maryland T 0-0  
 Oct. 14 at Virginia L 6-14  
 Oct. 21 Roanoke W 6-0  
 Oct. 28 at Furman W 13-0  
 Nov. 4 Randolph-Macon W 43-13  
 Nov. 11 at Lynchburg W 45-0  
 Nov. 18 Hampden-Sydney W 34-0  
 Nov. 30 William & Mary W 13-3

## 1923 (3-5)

Coach: Frank Dobson  
 Captain: Ralph C. Bethel  
 Oct. 4 at Virginia L 0-9  
 Oct. 11 Maryland # L 0-23  
 Oct. 18 Lynchburg W 7-6  
 Oct. 25 Furman L 7-22  
 Nov. 3 Randolph-Macon W 12-0  
 Nov. 10 at Rutgers L 0-53  
 Nov. 17 Hampden-Sydney W 7-6  
 Nov. 29 William & Mary L 6-27

## 1924 (2-6-1)

Coach: Frank Dobson  
 Captain: C.F. Reams  
 Sept. 27 at Virginia Tech L 0-28  
 Oct. 4 at Davidson L 0-7  
 Oct. 11 Maryland L 0-38  
 Oct. 18 Duke L 0-14  
 Oct. 25 Randolph-Macon W 25-0  
 Nov. 1 St. John's W 9-7  
 Nov. 8 Roanoke L 0-9  
 Nov. 15 Hampden-Sydney T 0-0  
 Nov. 27 William & Mary L 6-20

## 1925 (3-6)

Coach: Frank Dobson  
 Captain: David M. Miller  
 Sept. 25 at NC State L 0-20  
 Oct. 3 Lynchburg W 7-5  
 Oct. 10 at Virginia L 0-19  
 Oct. 17 at Johns Hopkins L 0-7  
 Oct. 23 Randolph-Macon W 22-0  
 Oct. 31 at Duke L 0-10  
 Nov. 7 at Roanoke L 0-6  
 Nov. 14 Hampden-Sydney W 12-0  
 Nov. 25 William & Mary L 0-14

## 1926 (2-7)

Coach: Frank Dobson  
 Captain: T. Ryland Sanford Jr.  
 Sept. 25 at VMI L 0-10  
 Oct. 2 Duke W 9-7  
 Oct. 9 at Navy L 0-26  
 Oct. 16 at Johns Hopkins L 3-7  
 Oct. 23 at Randolph-Macon W 28-0  
 Oct. 30 Roanoke L 0-6  
 Nov. 6 St. John's \$ L 7-10  
 Nov. 13 Hampden-Sydney L 7-20  
 Nov. 25 William & Mary L 0-14

## 1927 (4-4-1)

Coach: Frank Dobson  
 Captain: Jesse W. Dillon  
 Sept. 24 at VMI L 0-22  
 Oct. 2 at Johns Hopkins W 6-2  
 Oct. 9 at Cornell L 0-53  
 Oct. 15 at Duke L 0-72  
 Oct. 21 Randolph-Macon W 12-0  
 Oct. 28 Roanoke L 6-7  
 Nov. 5 at Lynchburg W 19-6  
 Nov. 12 Hampden-Sydney W 7-6  
 Nov. 23 William & Mary T 0-0

## 1928 (3-4-2)

Coach: Frank Dobson  
 Captain: Taylor Sanford  
 Sept. 29 at VMI T 6-6  
 Oct. 6 at Johns Hopkins L 13-14  
 Oct. 13 Emory & Henry L 0-7  
 Oct. 20 at Elon W 34-0  
 Oct. 27 Roanoke % T 13-13  
 Nov. 3 Lynchburg W 50-16  
 Nov. 10 Randolph-Macon W 30-0  
 Nov. 17 Hampden-Sydney L 0-13  
 Nov. 19 William & Mary L 0-7



# ALL-TIME RESULTS

## 1929 (3-5-1)

**Coach: Frank Dobson**  
**Captain: Douglas Gunter**

Sept. 28	at VMI	L	0-40
Oct. 5	Wake Forest	L	0-19
Oct. 12	Johns Hopkins	W	31-7
Oct. 19	at Lynchburg	W	19-6
Oct. 26	at Emory & Henry	L	0-26
Nov. 2	Roanoke	T	6-6
Nov. 9	Randolph-Macon	W	9-0
Nov. 16	Hampden-Sydney	L	8-13
Nov. 28	William & Mary	L	0-25

## 1930 (2-4-2)

**Coach: Frank Dobson**  
**Cap: J. Belcher, B. Miller, H. Dorchman**

Sept. 27	at VMI	L	0-12
Oct. 4	Washington & Lee	L	0-14
Oct. 11	Lynchburg	W	27-0
Oct. 18	at Roanoke	T	0-0
Nov. 1	Emory & Henry	L	0-6
Nov. 8	Randolph-Macon	W	18-6
Nov. 19	Hampden-Sydney	T	0-0
Nov. 24	William & Mary	L	0-19

## 1931 (4-5)

**Coach: Frank Dobson**  
**Captain: Watt Fugate**

Sept. 26	at VMI	W	7-0
Oct. 3	Emory & Henry	L	7-13
Oct. 10	at Cornell	L	0-27
Oct. 17	at Furman	L	6-34
Oct. 24	at Delaware	L	0-7
Oct. 31	Roanoke	W	7-2
Nov. 7	Randolph-Macon	L	6-14
Nov. 14	Hampden-Sydney	W	9-0
Nov. 26	William & Mary	W	6-2

## 1932 (4-2-2)

**Coach: Frank Dobson**  
**Captain: Edward Perkowski**

Oct. 1	North Carolina State	L	0-9
Oct. 8	at Cornell	L	0-28
Oct. 15	at Emory & Henry	W	6-0
Oct. 22	Hampden-Sydney	T	0-0
Oct. 29	at Roanoke	W	7-0
Nov. 5	Randolph-Macon	T	6-6
Nov. 12	VMI	W	7-0
Nov. 24	William & Mary	W	18-7

## 1933 (5-4)

**Coach: Frank Dobson**  
**Captain: George G. Hope**

Sept. 3	Furman	L	6-14
Oct. 7	at Cornell	L	7-27
Oct. 14	Virginia Tech	L	0-7
Oct. 21	Emory & Henry	W	13-0
Oct. 28	Roanoke	W	19-0
Nov. 4	Randolph-Macon	W	27-0
Nov. 14	Hampden-Sydney	W	13-0
Nov. 18	VMI	W	15-0
Nov. 26	William & Mary	L	0-6

## 1934 (8-1)

**Coach: Glenn Thistlethwaite**  
**Captain: W.S. Morris**

Sept. 29	Roanoke	W	27-0
Oct. 6	at Cornell	W	6-0
Oct. 13	Emory & Henry	L	0-13
Oct. 20	VMI	W	7-0
Oct. 27	Hampden-Sydney	W	20-0
Nov. 3	Georgetown	W	14-13
Nov. 10	Davis & Elkins	W	7-0
Nov. 17	Wake Forest & W	39-6	
Nov. 29	William & Mary	W	6-0

## 1935 (3-3-3)

**Coach: Glenn Thistlethwaite**  
**Captains: G. Lacy, E. Schaaf**

Sept. 28	Randolph-Macon	T	6-6
Oct. 5	at Roanoke	W	12-7
Oct. 12	at VMI	W	13-6
Oct. 19	Emory & Henry	L	6-14
Oct. 26	Franklin & Marshall	T	6-6
Nov. 2	Georgetown	L	0-7
Nov. 9	Hampden-Sydney	W	15-7
Nov. 16	North Carolina State	L	0-6
Nov. 28	William & Mary	T	6-6

## 1936 (4-4-2)

**Coach: Glenn Thistlethwaite**  
**Captain: Micheal W. West**

Sept. 18	at Newport News App.W	6-0	
Sept. 26	Randolph-Macon	T	7-7
Oct. 3	Roanoke	T	0-0
Oct. 10	at Franklin & Marshall	L	0-13
Oct. 17	Emory & Henry	W	20-6
Oct. 24	VMI	L	0-20
Oct. 31	at Virginia Tech	L	7-20
Nov. 7	Maryland	L	0-12
Nov. 14	Hampden-Sydney	W	14-3
Nov. 26	William & Mary	W	7-0

## 1937 (5-4-1)

**Coach: Glenn Thistlethwaite**  
**Captain: Charles E. Siddall**

Sept. 17	at Newport News App. T	6-6	
Sept. 24	Randolph-Macon	W	6-0
Oct. 2	at Washington & Lee	L	0-6
Oct. 9	at Roanoke	W	22-13
Oct. 16	VMI	L	7-21
Oct. 22	at The Citadel	L	0-26
Oct. 29	at Duquesne	L	0-24
Nov. 6	Virginia Tech	W	12-7
Nov. 13	Hampden-Sydney	W	19-0
Nov. 25	William & Mary	W	6-0

## 1938 (6-3-1)

**Coach: Glenn Thistlethwaite**  
**Captain: Avon B. Marchant**

Sept. 16	at Newport News App.W	6-0	
Sept. 24	at Maryland	W	19-6
Oct. 1	Randolph-Macon	W	12-7
Oct. 8	at Hampden-Sydney	W	26-7
Oct. 15	VMI	L	6-13
Oct. 22	Roanoke	L	6-13
Oct. 29	Washington & Lee	W	6-0
Nov. 5	at The Citadel	L	0-6
Nov. 11	Virginia Tech	T	0-0
Nov. 24	William & Mary	W	10-7

## 1939 (7-1-2)

**Coach: Glenn Thistlethwaite**  
**Captain: Edwin J. Merrick**

Sept. 23	at Newport News App.W	37-0	
Sept. 30	Randolph-Macon	W	26-0
Oct. 7	at Washington & Lee	W	7-0
Oct. 14	at Rutgers	T	6-6
Oct. 21	Gettysburg	W	21-0
Oct. 28	The Citadel	W	19-0
Nov. 4	VMI	T	0-0
Nov. 11	Virginia Tech	W	13-0
Nov. 18	Hampden-Sydney	W	26-7
Nov. 25	William & Mary	L	0-7

## 1940 (6-3)

**Coach: Glenn Thistlethwaite**  
**Captain: Harold McVay**

Sept. 20	at Newport News App.W	38-0	
Sept. 28	Randolph-Macon	W	28-0
Oct. 5	at Virginia Tech	W	13-7
Oct. 12	at Franklin & Marshall	L	0-21
Oct. 19	Washington & Lee	L	0-3
Oct. 26	VMI	W	9-7
Nov. 2	Hampden-Sydney	W	39-13
Nov. 9	North Carolina	W	14-13
Nov. 21	William & Mary	L	0-16

## 1941 (2-7)

**Coach: Glenn Thistlethwaite**  
**Captain: Bert Milling**

Sept. 20	at NC State	L	7-14
Sept. 27	Randolph-Macon	W	26-0
Oct. 11	at Virginia	L	0-44
Oct. 18	Washington & Lee	L	0-21
Oct. 25	VMI	L	7-25
Nov. 1	Hampden-Sydney	W	14-7
Nov. 8	North Carolina	L	0-27
Nov. 20	William & Mary	L	3-33
Nov. 29	at Virginia Tech	L	0-13

## 1942 (3-6-1)

**Coach: John Fenlon**  
**Captains: Warren Pace, Maxwell Katz**

Sept. 19	Camp Pickett	W	27-0
Sept. 26	at NC State	L	0-13
Oct. 3	at GW	L	0-27
Oct. 10	Randolph-Macon	L	0-6
Oct. 17	Virginia	T	7-7
Oct. 24	VMI	L	6-20
Oct. 31	Washington & Lee	W	8-6
Nov. 7	Virginia Tech	L	7-16
Nov. 14	at Hampden-Sydney	W	26-0
Nov. 26	William & Mary	L	0-10

## 1943 (6-1)

**Coach: Malcolm Pitt**  
**Captains: Game Captains**

Sept. 18	Richmond Air Base	W	45-0
Sept. 25	at Duke	L	0-61
Oct. 2	Curtis Bay C. Guard	W	13-3
Oct. 9	at Virginia	W	16-7
Oct. 16	at Volk	W	27-0
Oct. 13	Norfolk Marines	W	74-7
Oct. 25	Charleston C. Guard	W	29-6

## 1944 (2-6)

**Coach: Malcolm Pitt**  
**Cap: John Greer Wood, Orvis Milner**

Sept. 23	at Duke	L	7-61
Sept. 30	Richmond Air Base	W	34-0
Oct. 7	VMI	L	20-26
Oct. 14	Hampden-Sydney	W	18-0
Nov. 4	Portsmouth Fleet	L	0-19
Nov. 11	Virginia	L	0-39
Nov. 18	at NC State	L	0-39
Nov. 30	William & Mary	L	0-40

## 1945 (2-6)

**Coach: George Hope**  
**Captain: Jack Null**

Sept. 29	VMI	L	6-40
Oct. 6	at Maryland	L	0-21
Oct. 20	at Guilford	W	40-0
Oct. 27	at Catawba	L	7-21
Nov. 3	Oceana Naval Base	W	28-12
Nov. 11	at Virginia	L	0-45
Nov. 18	at Virginia Tech	L	6-44
Nov. 22	William & Mary	L	0-33

## 1946 (6-2-2)

**Coach: John Fenlon**  
**Captains: F. Laurinaitis, H. Sizer**

Sept. 21	Randolph-Macon	W	46-0
Sept. 28	VMI	T	7-7
Oct. 5	at Maryland	W	37-7
Oct. 12	Hampden-Sydney	W	33-6
Oct. 19	at Duke	L	0-41
Oct. 26	at Washington & Lee	W	20-0
Nov. 2	Virginia	W	19-7
Nov. 9	at Davidson	W	26-7
Nov. 16	Virginia Tech	T	7-7
Nov. 28	William & Mary	L	0-40

## 1947 (3-7)

**Coach: John Fenlon**  
**Captains: Joe LaLuna, Carroll Richard**

Sept. 20	Randolph-Macon	W	28-7
Sept. 27	Washington & Lee	L	3-16
Oct. 4	at Rollins	L	7-20
Oct. 10	at Maryland	L	6-18
Oct. 18	VMI	W	21-20
Oct. 25	Hampden-Sydney	W	20-0
Nov. 1	at Virginia	L	0-34
Nov. 8	Davidson	L	7-13
Nov. 15	at Virginia Tech	L	14-26
Nov. 27	William & Mary	L	0-35

## 1948 (5-3-2)

**Coach: Karl Esleek**  
**Captains: Edward Ralston, Harry Bode**

Sept. 18	Randolph-Macon	W	35-0
Sept. 25	Maryland	L	0-19
Oct. 8	at Furman	W	7-0
Oct. 16	VMI	L	0-9
Oct. 23	Hampden-Sydney	W	28-7
Oct. 30	at William & Mary	L	6-14
Nov. 6	at Davidson	W	6-0
Nov. 13	Virginia Tech	T	7-7
Nov. 25	Washington & Lee	W	14-12
Dec. 5	at Rollins	T	27-27

## 1949 (3-7)

**Coach: Karl Esleek**  
**Captain: Wes Curtier**

Sept. 17	Randolph-Macon	W	27-0
Sept. 24	at Duke	L	0-67
Oct. 1	at Delaware	L	7-21
Oct. 8	Furman	W	12-0
Oct. 15	VMI	L	7-14
Oct. 22	at Davidson	W	28-7
Oct. 29	William & Mary	L	0-34
Nov. 5	at NC State	L	6-20
Nov. 12	Virginia Tech	L	13-28
Nov. 24	Washington & Lee	L	14-35

## 1950 (2-8)

**Coach: Karl Esleek**  
**Captain: D. MacLachlan, J. Thomas**

Sept. 23	Randolph-Macon	W	20-6
Sept. 30	at Wake Forest	L	0-43
Oct. 7	VMI	L	14-26
Oct. 14	at West Virginia	L	7-46
Oct. 21	Duke	L	0-41
Nov. 4	NC State	L	0-7
Nov. 11	at Virginia Tech	W	32-12
Nov. 18	Davidson	L	0-39
Nov. 23	Washington & Lee	L	7-67
Dec. 2	at William & Mary	L	6-40

## 1951 (3-8)

**Coach: Ed Merrick**  
**Captain: Johnny Mac Brown**

Sept. 22	Randolph-Macon	W	13-6
Sept. 29	VMI	L	0-34
Oct. 6	at Wake Forest	L	6-56
Oct. 13	at West Virginia	L	0-24
Oct. 20	Davidson	W	25-6
Oct. 27	William & Mary	L	14-20
Nov. 2	at Boston College	L	7-21
Nov. 10	at Stetson	L	14-19
Nov. 17	at Virginia Tech	L	14-20
Nov. 22	Washington & Lee	L	7-39
Nov. 30	at GW	W	20-19

## 1952 (1-9)

**Coach: Ed Merrick**  
**Captain: Al Pecuch**

Sept. 20	Randolph-Macon	W	34-19
Sept. 26	at Boston College	L	7-14
Oct. 4	at VMI	L	14-28
Oct. 11	Washington & Lee	L	20-21
Oct. 17	at Miami (Fla.)	L	6-41
Oct. 24	at William & Mary	L	13-42
Nov. 1	Virginia Tech	L	2-20
Nov. 8	at Davidson	L	19-38
Nov. 15	at Virginia	L	0-49
Nov. 22	George Washington	L	7-29

## 1953 (5-3-1)

**Coach: Ed Merrick**  
**Captains: Al Pecuch, Corky Johns**

Sept. 18	Randolph-Macon	W	28-0
Sept. 26	Davidson	W	16-0
Oct. 3	VMI	W	13-7
Oct. 10	at Virginia Tech	L	7-21
Oct. 17	at Washington & Lee	W	27-19
Oct. 24	Wake Forest	T	13-13
Oct. 31	at Boston College	W	14-0
Nov. 14	William & Mary	L	



# ALL-TIME RESULTS

## 1966 (2-8) 2-4 SoCon: 7th

Coach: Frank Jones

Captains: Larry Zunic, Larry Pew

Sept. 17	at Dayton	L	0-23
Sept. 24	at The Citadel	L	6-24
Oct. 1	at Mississippi State	L	0-20
Oct. 7	VMI	L	20-34
Oct. 15	at West Texas State	L	7-41
Oct. 22	Davidson	W	23-17
Oct. 29	at Southern Miss	L	0-27
Nov. 5	Furman	W	24-14
Nov. 12	at East Carolina	L	16-28
Nov. 19	William & Mary	L	19-35

## 1967 (5-5) 5-2 SoCon: 3rd

Coach: Frank Jones

Captains: Barty Smith, Pat Kelly

Sept. 16	West Virginia	L	6-27
Sept. 23	East Carolina	L	7-23
Sept. 30	VMI	W	3-0
Oct. 7	at Davidson	W	24-17
Oct. 14	at Furman	W	42-14
Oct. 28	at Virginia Tech	L	14-45
Nov. 4	at Southern Miss	L	7-19
Nov. 11	The Citadel	W	20-3
Nov. 19	at William & Mary	W	16-7
Nov. 26	Parsons	L	0-23

## 1968 (8-3) 6-0 SoCon: 1st

SOUTHERN CONFERENCE CHAMPIONS

TANGERINE BOWL

Coach: Frank Jones

Cap: B. O'Brien, M. Bixiones, T. Johnson

Sept. 14	at Toledo	L	14-31
Sept. 21	at West Virginia	L	0-17
Sept. 28	Davidson	W	24-14
Oct. 12	at The Citadel	W	21-16
Oct. 19	Furman	W	34-0
Oct. 26	at East Carolina	W	31-7
Nov. 2	VMI	W	35-0
Nov. 9	at Virginia Tech	L	18-31
Nov. 16	at Southern Miss	W	33-7
Nov. 23	William & Mary	W	31-6

TANGERINE BOWL (Orlando, Fla.)

Dec. 27 Ohio University W 49-42

## 1969 (6-4) 5-1 SoCon: 1st

SOUTHERN CONFERENCE CHAMPIONS

Coach: Frank Jones

Captains: J. Crenshaw, B. Montsinger

Sept. 20	at Mississippi State	L	14-17
Sept. 27	at VMI	W	20-0
Oct. 4	Virginia Tech	W	17-10
Oct. 11	at Davidson	L	7-37
Oct. 18	East Carolina	W	24-7
Oct. 25	at Southern Miss	L	28-31
Nov. 1	The Citadel	W	45-18
Nov. 8	Furman	W	37-0
Nov. 15	at West Virginia	L	21-33
Nov. 22	at William & Mary	W	28-17

## 1970 (4-6) 3-3 SoCon: 4th

Coach: Frank Jones

Captains: John Barelli, Charlie Richards

Sept. 12	North Carolina State	W	21-6
Sept. 19	at West Virginia	L	10-49
Sept. 26	Davidson	L	5-14
Oct. 3	at Southern Miss	L	21-43
Oct. 10	at Furman	L	9-23
Oct. 17	at Florida	L	0-20
Oct. 24	East Carolina	W	38-12
Oct. 31	at The Citadel	W	31-14
Nov. 14	VMI	W	40-17
Nov. 21	William & Mary	L	33-34

## 1971 (5-6) 5-1 SoCon: 1st

SOUTHERN CONFERENCE CHAMPIONS

TANGERINE BOWL

Coach: Frank Jones

Cap: R. Easterling, B. Conrad, J. Haynes

Sept. 11	North Carolina	L	0-28
Sept. 25	West Virginia	L	3-16
Oct. 2	Boston College	L	0-24
Oct. 9	at East Carolina	W	14-7
Oct. 16	VMI	W	21-6
Oct. 23	Furman	W	20-0
Oct. 30	at Southern Miss	L	24-31
Nov. 6	The Citadel	L	11-21
Nov. 13	Davidson	W	14-7
Nov. 20	at William & Mary	W	21-19

TANGERINE BOWL (Orlando, Fla.)

Dec. 28 Toledo L 3-28

## 1972 (6-4) 5-1 SoCon: 2nd

Coach: Frank Jones

Captains: Billy Meyers, John Nugent

Sept. 9	at North Carolina	L	18-28
Sept. 16	at West Virginia	L	7-28
Sept. 23	NE Louisiana	W	17-0
Sept. 30	VMI	W	34-15
Oct. 7	East Carolina	L	0-21
Oct. 14	Southern Miss	L	9-34
Oct. 21	at Furman	W	37-0
Nov. 4	at The Citadel	W	21-7
Nov. 11	Davidson	W	20-14
Nov. 18	William & Mary	W	20-3

## 1973 (8-2) 5-1 SoCon: 2nd

Coach: Frank Jones

Captains: Barty Smith, Pat Kelly

Sept. 15	at Davidson	W	42-0
Sept. 22	VMI	W	35-0
Sept. 29	Wake Forest	W	41-0
Oct. 6	at Furman	W	20-17
Oct. 13	Southern Mississippi	W	42-20
Oct. 20	West Virginia	W	38-17
Oct. 27	at Northeast La.	L	8-14
Nov. 3	The Citadel	W	27-0
Nov. 10	at East Carolina	L	14-44
Nov. 17	at William & Mary	W	31-0

## 1974 (5-5) 3-3 SoCon: t-3rd

Coach: Jim Tait

Captains: H. Knight, R. Perez, A. Owens

Sept. 7	Villanova	W	14-13
Sept. 14	at West Virginia	W	29-25
Sept. 28	at The Citadel	W	27-24
Oct. 5	Furman	L	14-24
Oct. 12	at Ball State	L	23-38
Oct. 26	at Virginia Tech	L	7-41
Nov. 2	VMI	W	17-14
Nov. 9	East Carolina	W	28-24
Nov. 16	Appalachian State	L	13-14
Nov. 23	William & Mary	L	12-54

## 1975 (5-6) 5-1 SoCon: 1st

SOUTHERN CONFERENCE CHAMPIONS

Coach: Jim Tait

Captains: Rodney Elam, John Palazeti

Sept. 13	at Cincinnati	L	6-19
Sept. 20	Furman	W	27-21
Sept. 27	at Virginia Tech	L	9-21
Oct. 4	at East Carolina	W	17-14
Oct. 11	Ball State	L	14-25
Oct. 18	VMI	W	24-19
Oct. 25	at Appalachian St	W	24-17
Nov. 1	at Georgia	L	24-28
Nov. 8	The Citadel	W	7-0
Nov. 15	West Virginia	L	13-31
Nov. 22	at William & Mary	L	21-31

## 1976 (5-6) 5-1 SoCon: 1st

Coach: Jim Tait

Captains: Gary Edwards, Doug McGee

Sept. 4	at Tulsa	L	7-22
Sept. 11	at Maryland	L	7-31
Sept. 25	VMI	W	43-0
Oct. 2	at West Virginia	L	6-9
Oct. 9	at Villanova	W	24-7
Oct. 16	at The Citadel	L	13-20
Oct. 23	at Furman	W	13-9
Oct. 30	UT-Chattanooga	L	19-28
Nov. 6	East Carolina	L	10-20
Nov. 13	Virginia Tech	W	16-0
Nov. 20	William & Mary	W	21-10

## 1977 (3-8) 3-5 SoCon: 5th

Coach: Jim Tait

Captains: David Taylor, Lou Bonato

Sept. 10	at West Virginia	L	0-36
Sept. 17	at North Carolina	L	0-31
Sept. 21	Appalachian State	W	21-13
Oct. 1	North Texas State	L	14-47
Oct. 8	at VMI	L	0-25
Oct. 15	at East Carolina	L	14-35
Oct. 22	Virginia Tech	W	17-14
Oct. 29	at Georgia	L	7-23
Nov. 5	Furman	W	19-13
Nov. 12	Maryland	L	24-27
Nov. 19	at William & Mary	L	13-29

## 1978 (3-8) 3-5 SoCon: 5th

Coach: Jim Tait

Captains: Jeff Nixon, Ray Chase

Sept. 2	Southern Miss	L	7-10
Sept. 9	at West Virginia	L	12-14
Sept. 16	at Wisconsin	L	6-7
Sept. 23	at Appalachian St	L	19-24
Sept. 30	Cincinnati	W	51-28
Oct. 7	at Villanova	L	14-17
Oct. 14	VMI	L	6-23
Oct. 21	East Carolina	L	14-21
Nov. 4	North Carolina	W	27-18
Nov. 11	at Tennessee Chatt.	L	3-18
Nov. 18	William & Mary	W	17-3

## 1979 (0-11) 0-11 SoCon: 11th

Coach: Jim Tait

Captains: Jim Coppola, Ken Gilliam

Sept. 8	at Virginia Tech	L	0-31
Sept. 15	at VMI	L	7-17
Sept. 22	at Wyoming	L	7-9
Sept. 29	West Virginia	L	18-20
Oct. 6	Arkansas State	L	3-24
Oct. 13	Duke	L	7-34
Oct. 20	at Virginia Tech	L	0-34
Oct. 27	at Cincinnati	L	14-17
Nov. 3	Villanova	L	3-9
Nov. 10	at East Carolina	L	10-52
Nov. 17	at William & Mary	L	10-24

## 1980 (5-6) 5-1 SoCon: 2nd

Coach: Dal Shealy

Captains: Dal Shealy

Sept. 6	Bowling Green	W	20-17
Sept. 13	at Villanova	W	21-7
Sept. 20	at Wyoming	L	14-35
Sept. 27	at West Virginia	L	28-31
Oct. 4	at Auburn	L	16-55
Oct. 11	East Carolina	L	22-24
Oct. 18	VMI	L	17-22
Oct. 25	Virginia Tech	W	18-7
Nov. 1	Cincinnati	W	24-10
Nov. 15	at Southern Miss	L	12-33
Nov. 22	William & Mary	W	26-14

## 1981 (4-7) 4-3 SoCon: 4th

Coach: Dal Shealy

Captains: Dal Shealy

Sept. 5	at NC State	L	21-27
Sept. 12	at Virginia Tech	L	12-28
Sept. 19	at Arkansas State	W	24-20
Sept. 26	Southern Mississippi	L	10-17
Oct. 3	James Madison	W	24-7
Oct. 10	East Carolina	L	13-17
Oct. 17	at Cincinnati	L	18-27
Nov. 7	at VMI	W	45-14
Nov. 14	Wake Forest	L	22-34
Nov. 21	at William & Mary	L	21-35
Nov. 26	Pennsylvania	W	18-12

## 1982 (0-10) 0-10 SoCon: 10th

Coach: Dal Shealy

Captains: E. Ransom, M. London, J. Brown

Sept. 4	Virginia Tech	L	9-20
Sept. 11	at South Carolina	L	10-30
Sept. 18	at Ohio University	L	14-23
Sept. 25	at West Virginia	L	10-43
Oct. 2	at East Carolina	L	14-35
Oct. 16	at Louisville	L	0-35
Oct. 23	VMI	L	0-14
Oct. 30	Rutgers	L	14-20
Nov. 13	North Texas State	L	13-22
Nov. 20	William & Mary	L	17-28

## 1983 (3-8) 3-5 SoCon: 5th

Coach: Dal Shealy

Cap: Brown, Gillespie, Jennings, Peace

Sept. 3	at Southern Miss	L	3-32
Sept. 10	Ohio U.	L	10-17
Sept. 17	Toledo	L	6-31
Sept. 24	Wake Forest	L	6-31
Oct. 8	Boston U.	L	17-26
Oct. 15	Central Florida	W	31-26
Oct. 22	at Virginia Tech	L	0-38
Oct. 29	at VMI	W	35-19
Nov. 5	James Madison	W	32-0
Nov. 12	at Colgate	L	14-43
Nov. 19	at William & Mary	L	15-24

## 1984 (8-4) 8-4 SoCon: 4th

Coach: Dal Shealy

Captains: G. Hasty, B. Starke, D. Worrell

Sept. 1	at James Madison	W	43-12
Sept. 8	at Bowling Green	L	28-55
Sept. 15	Maine	W	30-13
Sept. 22	at Virginia Tech	L	13-21
Oct. 6	Wake Forest	L	16-29
Oct. 13	at Massachusetts	W	24-7
Oct. 27	VMI	W	45-3
Nov. 3	Colgate	W	55-24
Nov. 10	at Northeastern	W	19-8
Nov. 17	William & Mary	W	33-31

## 1985 (8-3) 8-3 SoCon: 3rd

Coach: Dal Shealy

Captains: D. Bayer, T. Lackey, L. Melvin

Sept. 7	at Virginia Tech	W	24-14
Sept. 14	Massachusetts	W	19-14
Sept. 21	at VMI	W	28-14
Sept. 28	Western Illinois	W	38-20
Oct. 5	James Madison +	W	38-15
Oct. 12	at Maine	W	37-24
Oct. 19	Northeastern	W	31-3
Oct. 26	at Rutgers	L	17-20
Nov. 2	at Boston U.	L	13-24
Nov. 9	Brown	W	29-13
Nov. 16	at William & Mary	L	17-28

## 1986 (4-7) 4-3 Yankee: t-5th

Coach: Dal Shealy

Captains: Troy Gray

Sept. 6	New Hampshire	W	38-12
Sept. 13	at Massachusetts	L	21-24
Sept. 20	at Connecticut	L	22-29
Sept. 27	Delaware	L	19-20
Oct. 4	Boston U.	W	56-15
Oct. 18	VMI	W	40-9
Oct. 25	at Rhode Island	W	28-14
Nov. 1	at Georgia	L	13-28
Nov. 8	Virginia Tech	L	10-17
Nov. 15	Maine	L	11-26
Nov. 22	William & Mary	L	14-21

## 1987 (7-5) 7-5 Yankee: t-1st



# ALL-TIME RESULTS

**1997 (6-5)** 4-4 A-10; t-4th in div.  
Coach: Jim Reid

Cap: Barber, Goodwin, Neal, Streeter

Aug. 30	at Massachusetts	W	21-6
Sept. 6	at Colgate	W	23-7
Sept. 13	at Virginia	L	7-26
Sept. 20	VMI	W	56-3
Oct. 4	Maine	W	17-14
Oct. 11	at Delaware	L	7-24
Oct. 18	<sup>2</sup> Villanova	L	29-40
Oct. 25	at James Madison	W	26-21
Nov. 1	Northeastern	L	17-21
Nov. 8	Rhode Island	W	27-11
Nov. 15	at William & Mary	L	7-10

**1998 (9-3)** 7-1 A-10; 1st in div.  
ATLANTIC 10 CHAMPIONS  
NCAA FIRST ROUND  
Final Rank #9/9  
Coach: Jim Reid

Cap: E. King, M. Megna, W. October

Sept. 5	at Rutgers	L	6-7
Sept. 12	Massachusetts	L	17-22
Sept. 19	at Rhode Island	W	20-17+
Sept. 26	at Pennsylvania	W	34-18
Oct. 3	James Madison	W	28-7
Oct. 10	at New Hampshire	W	22-13
Oct. 17	at Maine	W	35-10
Oct. 24	at Northeastern	W	21-20
Nov. 7	at Villanova	W	28-14
Nov. 14	<sup>12</sup> Delaware	W	45-6
Nov. 21	<sup>13</sup> William & Mary	W	42-17

DIVISION I-AA PLAYOFFS

Nov. 28	<sup>14</sup> Lehigh	L	23-24
---------	----------------------	---	-------

**1999 (5-6)** 3-5 A-10; t-8th  
Coach: Jim Reid

Cap: Anderson, Davis, Lenon, Miles

Sept. 4	VMI	W	42-6
Sept. 11	Villanova	L	30-35
Sept. 18	at Maine	L	14-21
Sept. 25	New Hampshire	W	27-17
Oct. 2	at Delaware	L	33-41
Oct. 9	Rhode Island	W	41-38
Oct. 16	at Hofstra	W	31-21
Oct. 30	at Connecticut	W	28-21
Nov. 6	<sup>17</sup> Massachusetts	L	6-33
Nov. 13	at James Madison	L	13-31
Nov. 20	William & Mary	L	14-31

**2000 (10-3)** 7-1 A-10; t-1st  
ATLANTIC 10 CHAMPIONS  
NCAA QUARTERFINALS  
Final Rank #6  
Coach: Jim Reid

Captains: E. Beatty, H. Hill, M. Janney

Sept. 2	Bucknell	W	10-7
Sept. 9	at Virginia	L	6-34
Sept. 16	<sup>3</sup> Massachusetts	W	31-24
Sept. 30	at Arkansas State	W	30-27
Oct. 7	<sup>2</sup> Delaware	L	17-24
Oct. 14	at New Hampshire	W	31-10
Oct. 21	Maine	W	17-6
Oct. 28	at Villanova	W	28-18
Nov. 4	at Rhode Island	W	13-10+
Nov. 11	<sup>17</sup> James Madison	W	21-2
Nov. 18	at William & Mary	W	21-18

DIVISION I-AA PLAYOFFS

Nov. 25	<sup>9</sup> Youngstown State	W	10-3
Dec. 2	at Montana	L	20-34

**2001 (3-8)** 3-6 A-10; t-8th  
Coach: Jim Reid

Cap: D. Giles, J. Spraker, S. Gustus

Sept. 1	at Virginia	L	16-17
Sept. 22	at Vanderbilt	L	22-28
Sept. 29	<sup>14</sup> Villanova	L	30-31
Oct. 6	at Maine	L	3-14
Oct. 13	at James Madison	W	20-17
Oct. 20	at Northeastern	L	0-7
Oct. 27	<sup>4</sup> Rhode Island	W	28-0
Nov. 3	<sup>4</sup> Hofstra	L	21-35
Nov. 10	at Delaware	L	6-10
Nov. 17	<sup>25</sup> William & Mary	L	20-23
Nov. 23	at Massachusetts	W	35-7

**2002 (4-7)** 4-5 A-10; t-6th  
Coach: Jim Reid

Cap: Archie, Boyer, Richeson, West

Aug. 29	at Temple	L	7-34
Sept. 7	<sup>2</sup> Delaware	W	15-13
Sept. 21	<sup>7</sup> Furman	L	7-17
Oct. 5	Massachusetts	L	13-34
Oct. 12	at New Hampshire	L	19-20
Oct. 19	James Madison	W	26-0
Oct. 26	at Rhode Island	W	26-0
Nov. 2	<sup>20</sup> Northeastern	L	21-24
Nov. 9	at Hofstra	L	16-26
Nov. 16	<sup>11</sup> Maine	L	14-21
Nov. 23	at William & Mary	W	35-13

**2003 (2-9)** 1-8 A-10; 11th  
Coach: Jim Reid

Captains: Joe Wilson, Jon Wilson

Sept. 13	at Delaware	L	14-44
Sept. 20	at Furman	L	17-31
Sept. 27	Rhode Island	L	13-17
Oct. 4	at Maine	L	10-20
Oct. 11	at James Madison	L	14-34
Oct. 18	New Hampshire	W	35-23
Oct. 25	VMI	W	35-25
Nov. 1	<sup>7</sup> Villanova	L	13-42
Nov. 8	at Massachusetts	L	17-30
Nov. 15	<sup>27</sup> Northeastern	L	0-45
Nov. 22	William & Mary	L	21-59

**2004 (3-8)** 2-6 A-10; 5th South  
Coach: Dave Clawson

Cap: B. Neuman, M. Rogers, S. Tutt

Sept. 4	at NC State	L	0-42
Sept. 11	at VMI	W	34-7
Sept. 18	at Massachusetts	W	24-14
Sept. 25	Lafayette	L	16-21
Oct. 9	<sup>12</sup> Maine	L	25-29
Oct. 16	at Villanova	L	10-49
Oct. 23	at James Madison	L	20-26
Oct. 30	at Hofstra	L	17-48
Nov. 6	Towson	W	24-0
Nov. 13	<sup>11</sup> Delaware	L	14-23
Nov. 20	at William & Mary	L	14-38

**2005 (9-4)** 7-1 A-10; 1st South  
ATLANTIC 10 CHAMPIONS  
NCAA QUARTERFINALS  
Final Rank #8  
Coach: Dave Clawson

Cap: Burnette, Freeman, Gromin, Tutt

Sept. 1	<sup>15</sup> Massachusetts	L	6-19
Sept. 10	at Lafayette	L	0-7
Sept. 17	at Maine	W	26-21
Sept. 24	at Vanderbilt	L	13-37
Oct. 8	Villanova	W	38-20
Oct. 15	<sup>23</sup> Delaware	W	20-10
Oct. 22	<sup>23</sup> Hofstra (2ot)	W	43-37
Oct. 29	at James Madison	W	18-15
Nov. 5	VMI	W	38-3
Nov. 12	at Towson	W	48-21
Nov. 19	William & Mary	W	41-7

DIVISION I-AA PLAYOFFS

Nov. 26	at Hampton	W	38-10
Dec. 3	<sup>3</sup> Furman	L	20-24

**2006 (6-5)** 3-5 A-10; T4th South  
Coach: Dave Clawson

Cap: Altman, Campbell, Gray, McCallum

Sept. 2	at Duke	W	13-0
Sept. 16	VMI	W	58-7
Sept. 23	Bucknell	W	48-21
Sept. 30	Northeastern	W	12-7
Oct. 7	at New Hampshire	L	17-27
Oct. 14	at Rhode Island	W	31-6
Oct. 21	Delaware	L	24-28
Oct. 28	<sup>5</sup> James Madison	L	10-27
Nov. 4	at Villanova	L	21-31
Nov. 11	Towson	L	7-31
Nov. 18	at William & Mary	W	31-14

**2007 (11-3)** 7-1 CAA; 1st South  
CAA CHAMPIONS  
NCAA SEMIFINALS  
Final Rank #4  
Coach: Dave Clawson

Cap: Tim Hightower, Stephen Howell

Sept. 1	at Vanderbilt	L	17-41
Sept. 8	at Northeastern	W	49-14
Sept. 22	at Bucknell	W	45-14
Sept. 29	<sup>11</sup> New Hampshire	W	45-38
Oct. 6	at Towson	L	21-23
Oct. 13	Stony Brook	W	42-0
Oct. 20	Rhode Island	W	38-6
Oct. 27	at James Madison	W	17-16
Nov. 3	<sup>23</sup> Villanova	W	35-27
Nov. 10	at Delaware (5ot)	W	62-56
Nov. 17	William & Mary	W	31-20

NCAA FCS PLAYOFFS

Nov. 24	<sup>9</sup> Eastern Kentucky	W	31-14
Dec. 1	at <sup>11</sup> Wofford	W	21-10
Dec. 7	at <sup>5</sup> Appalachian St.	L	35-55

**2008 (13-3)** 6-2 CAA/3rd South  
NCAA NATIONAL CHAMPIONS  
Final Rank #1  
Coach: Mike London

Cap: Crone, Sidbury, Logan, Healy

Aug. 30	at Elon	W	28-10
Sept. 6	at Virginia	L	0-16
Sept. 13	Towson	W	45-14
Sept. 20	Maine	W	44-17
Sept. 27	at Villanova	L	20-26
Oct. 4	at VMI	W	56-16
Oct. 11	<sup>1</sup> James Madison	L	31-38
Oct. 18	at Massachusetts	W	30-15
Oct. 25	Georgetown	W	48-0
Nov. 8	at Hofstra	W	34-14
Nov. 15	Delaware	W	31-14
Nov. 22	at William & Mary (ot)	W	23-20

NCAA FCS PLAYOFFS

Nov. 29	<sup>21</sup> Eastern Kentucky	W	38-10
Dec. 6	at Appalachian State	W	33-13
Dec. 13	at Northern Iowa	W	21-20

FCS CHAMPIONSHIP  
CHATTANOOGA, TENN.

Dec. 19	<sup>3</sup> Montana	W	24-7
---------	----------------------	---	------

**2009 (11-2)** 7-1 CAA; 1st South  
CAA CHAMPIONS  
NCAA QUARTERFINALS  
Final Rank #5  
Coach: Mike London

Cap: Ward, McConaghy, McCracken, Williams

Sept. 5	at Duke	W	24-16
Sept. 12	at Delaware	W	16-15
Sept. 19	Hofstra	W	47-0
Sept. 26	VMI	W	38-28
Oct. 10	at James Madison	W	21-17
Oct. 17	at Maine	W	38-21
Oct. 24	<sup>14</sup> Massachusetts	W	34-12
Oct. 31	at Towson	W	42-14
Nov. 7	<sup>4</sup> Villanova	L	20-21
Nov. 14	at Georgetown	W	49-10
Nov. 21	<sup>5</sup> William & Mary	W	13-10

NCAA FCS PLAYOFFS

Nov. 28	<sup>9</sup> Elon	W	16-13
Dec. 5	<sup>9</sup> Appalachian State	L	15-31

**2010 (6-5)** 4-4 CAA; T5th  
Coach: Latrell Scott

Cap: Parker, McBride, Lachenmayer

Sept. 4	at Virginia	L	13-34
Sept. 18	<sup>1</sup> Elon (ot)	W	27-21
Sept. 25	<sup>2</sup> Delaware	L	13-34
Oct. 2	Coastal Carolina	W	41-19
Oct. 9	at New Hampshire	L	0-17
Oct. 16	at Massachusetts	W	11-10
Oct. 23	Towson	W	28-6
Oct. 30	at Villanova	L	7-28
Nov. 6	<sup>21</sup> James Madison (ot)	W	13-10
Nov. 13	Rhode Island	W	15-6
Nov. 20	at William & Mary	L	3-41

**2011 (3-8)** 0-8 CAA; 10th  
Coach: Wayne Lineburg (Interim)

Cap: Corp, Gray, Jackson, Goss, Graham

Sept. 3	at Duke	W	23-21
Sept. 10	Wagner	W	21-6
Sept. 17	VMI	W	34-19
Sept. 24	<sup>11</sup> New Hampshire	L	43-45
Oct. 1	at James Madison	L	7-31
Oct. 8	at Towson	L	28-31
Oct. 22	<sup>9</sup> Maine	L	22-23
Oct. 29	Massachusetts	L	7-28
Nov. 5	at Old Dominion	L	28-42
Nov. 12	at Delaware	L	10-24
Nov. 19	William & Mary	L	23-25

**2012 (8-3)** 6-2 CAA; T-1st  
CAA CHAMPIONS  
Final Rank #18/18  
Coach: Danny Rocco

Cap: Laub, Taylor, Gaskins, McMillan, Gund

Sept. 1	at Virginia	L	19-43
Sept. 8	Gardner-Webb	W	41-8
Sept. 15	at VMI	W	47-6
Sept. 22	at Georgia State	W	35-14
Sept. 29	<sup>4</sup> Old Dominion	L	37-45
Oct. 6	at Villanova	W	28-17
Oct. 13	at New Hampshire	L	40-44
Oct. 20	<sup>12</sup> James Madison	W	35-29
Nov. 3	Rhode Island	W	39-0
Nov. 10	Delaware	W	23-17
Nov. 17	at William & Mary	W	21-14

**2013 (6-6)** 4-4 CAA; T-5th  
Coach: Danny Rocco

Cap: Edwards, Gund, Pierce, Roller, Scott, Wynn

Aug. 31	VMI	W	34-0
Sept. 7	at N.C. State	L	21-23
Sept. 14	at Gardner-Webb	L	10-12
Sept. 21	Liberty	W	30-21
Sept. 28	Maine	L	21-28
Oct. 12	at James Madison	L	31-38
Oct. 19	at Rhode Island	L	10-12
Oct. 26	<sup>8</sup> Towson	L	32-48
Nov. 2	Albany	W	27-10
Nov. 9	Stony Brook	W	39-31
Nov. 16	at Delaware	W	46-43
Nov. 23	<sup>13</sup> William & Mary	W	31-20

**2014 (9-5)** 5-3 CAA; 3rd  
NCAA SECOND ROUND  
Final Rank #16  
Coach: Danny Rocco

Cap: Gund, R. Barnette, Roane, Strauss, Wright, Williamson

Aug. 30	Morehead State	W	55-10
Sept. 6	at Virginia	L	13-45
Sept. 13	Hampton	W	42-17
Sept. 20	<sup>2</sup> New Hampshire	L	26-29
Oct. 4	at Liberty (2ot)	W	46-39
Oct. 11	at Albany	W	41-28
Oct. 18	Rhode Island	W	37-0
Oct. 25	at Elon	W	30-10
Nov. 1	<sup>4</sup> Villanova	W	10-9
Nov. 8	at Maine	L	20-33
Nov. 15	<sup>22</sup> James Madison	L	20-55
Nov. 22	at William & Mary	W	34-20

NCAA FCS PLAYOFFS

Nov. 29	Morgan State	W	46-24
Dec. 6	at Coastal Carolina	L	15-36

**2015 (10-4)** 6-2 CAA; t-1st  
CAA Champions  
NCAA SEMIFINALS  
Final Rank #3  
Coach: Danny Rocco

Cap: Mays, McClain, Mays, Turner, Tyler, Dressler, McCannell

Sept. 5	at Maryland	L	21-50
Sept. 12	at Hampton	W	31-28
Sept. 19	VMI	W	42-10
Oct. 3	Maine	W	48-17
Oct. 10	Elon	W	27-14
Oct. 17	at Rhode Island	W	37-12
Oct. 24	at James Madison	W	59-49
Oct. 31	Albany	W	38-31
Nov. 7	at New Hampshire	L	25-30
Nov. 14	at Villanova	L	20-21
Nov. 21	<sup>7</sup> William & Mary	W	20-9

NCAA FCS PLAYOFFS

Dec. 5	<sup>13</sup> William & Mary	W	48-13
Dec. 11	at Illinois State	W	39-27
D. 18	at NDSU	L	7-33

**2016 (10-4)** 5-3 CAA; t-4th  
NCAA QUARTERFINALS  
Final Rank #8  
Coach: Danny Rocco

Cap: Mays, McClain, Mays, Turner, Tyler, Dressler, McCannell

Sept. 3	at Virginia	W	37-20
Sept. 10	Norfolk State	W	34-0
Sept. 17	at Stony Brook	L	14-42
Sept. 24	<sup>21</sup> Colgate	W	38-31
Oct. 1	Towson	W	31-28
Oct. 8	at Albany	W	36-30
Oct. 15	<sup>13</sup> Villanova	W	23-0
Oct. 22	at Elon	W	35-7
Nov. 5	James Madison	L	43-47
Nov. 12	Delaware	W	31-17
Nov. 19	at William & Mary	L	13-34

NCAA FCS PLAYOFFS

Nov. 26	N.C. A&T	W	39-10
Dec. 3	at North Dakota	W	27-24
Dec. 10	at EWU	L	0-38

**2017 (6-5)** 4-4 CAA; 6th  
Coach: Russ Huesman

Cap: Ryan Coll, Marlem Louis, Tristan Wheeler

Sept. 1	at SHSU	L	34-48
Sept. 9	at Colgate	W	20-17
Sept. 16	Howard	W	68-21
Sept. 22	Elon	L	33-36
Oct. 7			



# SERIES RECORDS

## Alabama (0-1)

Date	Site	Result	Series
11/11/1961	Tuscaloosa, Ala.	L 0 66	0-1

Home: 0-0 • Away: 0-1

Total Points: Richmond: 0 • Alabama: 66

## Albany (7-1)

Date	Site	Result	Series
11/2/2013	Richmond, Va.	W 27 10	1-0
10/11/2014	Albany, N.Y.	W 41 28	2-0
10/31/2015	Richmond, Va.	W 38 31	3-0
10/08/2016	Albany, N.Y.	W 36 30	4-0
10/07/2017	Richmond, Va. (OT)	W 41 38	5-0
10/13/2018	Albany, N.Y.	W 27 24	6-0
10/05/2019	Richmond, Va.	W 23 20	7-0
12/02/2023	Albany, N.Y.	L 41 13	7-1

Home: 4-0 • Away: 3-1

Total Points: Richmond: 246 • Albany: 222

## Appalachian State (3-5)

Date	Site	Result	Series
11/16/1974	Richmond, Va.	L 13 14	0-1
10/25/1975	Boone, N.C.	W 24 17	1-1
9/21/1977	Richmond, Va.	W 21 13	2-1
9/23/1978	Boone, N.C.	L 19 24	2-2
11/28/1987	Boone, N.C. (NCAA)	L 3 20	2-3
12/7/2007	Boone, N.C. (NCAA)	L 35 55	2-4
12/6/2008	Boone, N.C. (NCAA)	W 33 13	3-4
12/5/2009	Richmond, Va. (NCAA)	L 31 35	3-5

Home: 1-2 • Away: 2-3

Total Points: Richmond: 179 • App. State: 180

## Arkansas State (2-1)

Date	Site	Result	Series
10/6/1979	Richmond, Va.	L 3 24	0-1
9/19/1981	Jonesboro, Ark	W 24 20	1-1
9/30/2000	Jonesboro, Ark.	W 30 27	2-1

Home: 0-1 • Away: 2-0

Total Points: Richmond: 57 • Arkansas State: 71

## Army (0-1)

Date	Site	Result	Series
9/23/1961	West Point, N.Y.	L 6 24	0-1

Home: 0-0 • Away: 0-1

Total Points: Richmond: 6 • Army: 24

## Auburn (0-1)

Date	Site	Result	Series
10/4/1980	Auburn, Ala.	L 16 55	0-1

Home: 0-0 • Away: 0-1

Total Points: Richmond: 16 • Auburn: 55

## Ball State (0-2)

Date	Site	Result	Series
10/12/1974	Muncie, Ind.	L 23 38	0-1
10/11/1975	Richmond, Va.	L 14 25	0-2

Home: 0-1 • Away: 0-1

Total Points: Richmond: 37 • Ball State: 63

## Boston College (1-5)

Date	Site	Result	Series
11/2/1951	Chestnut Hill, Mass.	L 7 21	0-1
9/26/1952	Chestnut Hill, Mass.	L 7 14	0-2
11/24/1984	Chestnut Hill, Mass.	W 14 0	1-2
10/23/1965	Chestnut Hill, Mass.	L 7 38	1-3
10/2/1971	Richmond, Va.	L 0 24	1-4
09/07/2019	Chestnut Hill, Mass.	L 13 45	1-5

Home: 0-1 • Away: 1-4

Total Points: Richmond: 48 • Boston College: 142

## Boston University (9-6)

Date	Site	Result	Series
10/20/1962	Boston, Mass.	W 14 7	1-0
10/8/1983	Richmond, Va.	L 17 26	1-1
11/24/1984	Richmond, Va. (NCAA)	W 35 33	2-1
11/2/1985	Boston, Ma.	L 13 24	2-2
10/4/1986	Richmond, Va	W 56 15	3-2
10/29/1987	Boston, Ma.	W 33 24	4-2
10/16/1988	London, England	W 20 17	5-2

10/7/1989	Richmond, Va.	L 0 35	5-3
10/13/1990	Boston, Mass.	L 14 28	5-4
10/19/1991	Richmond, Va.	W 32 18	6-4
10/17/1992	Boston, Mass.	W 37 27	7-4
10/16/1993	Richmond, Va.	L 14 44	7-5
10/22/1994	Boston, Mass.	L 24 40	7-6
9/30/1995	Richmond, Va.	W 21 6	8-6
9/28/1996	Boston, Mass.	W 37 7	9-6

Home: 4-3 • Away: 4-3 • Neutral: 1-0

Total Points: Richmond: 367 • Boston University: 351

## Bowling Green (1-1)

Date	Site	Result	Series
9/6/1980	Richmond, Va.	W 20 17	1-0
9/8/1984	Bowling Green, Ohio	L 28 55	1-1

Home: 1-0 • Away: 0-1

Total Points: Richmond: 48 • Bowling Green: 72

## Brown (1-0)

Date	Site	Result	Series
11/9/1985	Richmond, Va.	W 29 13	1-0

Home: 1-0 • Away: 0-0

Total Points: Richmond: 29 • Brown: 13

## Bryant (1-0)

Date	Site	Result	Series
10/26/24	Smithfield, R.I.	W 44 14	1-0

Home: 0-0 • Away: 1-0

Total Points: Richmond: 44 • Bryant: 14

## Bucknell (2-0)

Date	Site	Result	Series
9/2/2000	Richmond, Va.	W 10 7	1-0
9/23/2006	Lewisburg, Pa.	W 48 21	2-0

Home: 1-0 • Away: 1-0

Total Points: Richmond: 50 • Bucknell: 28

## Buffalo (0-2)

Date	Site	Result	Series
11/7/1964	Buffalo, N.Y.	L 13 28	0-1
10/16/1965	Buffalo, N.Y.	L 0 24	0-2

Home: 0-0 • Away: 0-2

Total Points: Richmond: 13 • Buffalo: 52

## Campbell (2-0)

Date	Site	Result	Series
10/28/2023	Richmond, Va.	W 44 13	1-0
11/9/2024	Buies Creek, N.C.	W 27 24	2-0

Home: 1-0 • Away: 1-0

Total Points: Richmond: 71 • Campbell: 37

## Central Florida (1-0)

Date	Site	Result	Series
10/15/1983	Richmond, Va.	W 31 26	1-0

Home: 1-0 • Away: 0-0

Total Points: Richmond: 31 • Central Florida: 26

## Charleston Southern (1-0)

Date	Site	Result	Series
9/14/2024	Richmond, Va.	W 38 0	1-0

Home: 1-0 • Away: 0-0

Total Points: Richmond: 38 • Charleston So.: 0

## Chattanooga (0-2)

Date	Site	Result	Series
10/30/1976	Richmond, Va.	L 19 28	0-1
11/11/1978	Chattanooga, Tenn.	L 3 18	0-2

Home: 0-1 • Away: 0-1

Total Points: Richmond: 22 • Chattanooga: 46

## Cincinnati (3-3)

Date	Site	Result	Series
10/27/1962	Cincinnati, Ohio	W 21 20	1-0
9/13/1975	Cincinnati, Ohio	L 6 19	1-1
9/30/1978	Richmond, Va.	W 51 28	2-1
10/27/1979	Cincinnati, Ohio	L 14 17	2-2
11/1/1980	Richmond, Va.	W 24 10	3-2
10/17/1981	Cincinnati, Ohio	L 18 27	3-3

Home: 2-0 • Away: 1-3

Total Points: Richmond: 135 • Cincinnati: 121

## The Citadel (14-13)

Date	Site	Result	Series
10/22/1937	Charleston, S.C.	L 0 26	0-1
11/5/1938	Charleston, S.C.	L 0 6	0-2
10/28/1939	Richmond, Va.	W 19 0	1-2
10/9/1954	Charleston, S.C.	W 26 0	2-2
10/7/1955	Richmond, Va.	L 12 14	2-3
10/12/1956	Richmond, Va.	W 7 3	3-3
10/19/1957	Charleston, S.C.	L 0 26	3-4
11/1/1958	Richmond, Va.	W 20 0	4-4
10/17/1959	Charleston, S.C.	L 7 8	4-5
10/15/1960	Richmond, Va.	L 12 24	4-6
10/7/1961	Charleston, S.C.	L 6 24	4-7
11/9/1963	Charleston, S.C.	W 26 6	5-7
10/10/1964	Charleston, S.C.	L 0 33	5-8
10/30/1965	Richmond, Va.	L 0 24	5-9
9/24/1966	Charleston, S.C.	L 6 24	5-10
11/11/1967	Richmond, Va.	W 20 3	6-10
10/12/1968	Charleston, S.C.	W 21 16	7-10
11/1/1969	Richmond, Va.	W 45 18	8-10
10/31/1970	Charleston, S.C.	W 31 14	9-10
11/6/1971	Richmond, Va.	L 11 21	9-11
11/4/1972	Charleston, S.C.	W 21 7	10-11
11/3/1973	Richmond, Va.	W 27 0	11-11
9/28/1974	Charleston, S.C.	W 27 24	12-11
11/8/1975	Richmond, Va.	W 7 0	13-11
10/16/1976	Charleston, SC	L 13 20	13-12
9/16/1995	Richmond, Va.	W 17 13	14-12
9/14/1996	Charleston, SC	L 10 13	14-13

Home: 8-4 • Away: 6-9

Total Points: Richmond: 391 • The Citadel: 367

## Coastal Carolina (1-1)

Date	Site	Result	Series
10/2/2010	Richmond, Va.	W 41 19	1-0
12/6/2014	Conway, S.C. (NCAA)	L 15 36	1-1

Home: 1-0 • Away: 0-1

Total Points: Richmond: 56 • Coastal Carolina: 55

## Colgate (5-1)

Date	Site	Result	Series
11/3/1983	Hamilton, N.Y.	L 14 43	0-1
11/3/1984	Richmond, Va.	W 55 24	1-1
9/7/1996	Richmond, Va.	W 13 0	2-1
9/6/1997	Hamilton, N.Y.	W 23 7	3-1
09/24/2016	Richmond, Va.	W 38 31	5-1
09/09/2017	Hamilton, N.Y.	W 20 17	4-1

Home: 3-0 • Away: 2-1

Total Points: Richmond: 163 • Colgate: 122

## Connecticut (1-9)

Date	Site	Result	Series
9/20/1986	Storrs, Conn.	L 22 29	0-1
10/3/1987	Richmond, Va.	L 14 21	0-2
9/10/1988	Storrs, Conn.	L 12 35	0-3
10/28/1989	Richmond, Va.	L 3 13	0-4
10/27/1990	Storrs, Conn.	L 24 42	0-5
11/2/1991	Richmond, Va.	L 34 35	0-6
10/31/1992	Storrs, Conn.	L 28 30	0-7
10/30/1993	Richmond, Va.	L 3 21	0-8
9/17/1994	Storrs, Conn.	L 21 36	0-9
10/30/1999	Storrs, Conn.	W 28 21	1-9

Home: 0-5 • Away: 1-4

Total Points: Richmond: 189 • Connecticut: 283

## Cornell (1-4)

Date	Site	Result	Series
10/9/1927	Ithaca, N.Y.	L 0 53	0-1
10/10/1931	Ithaca, N.Y.	L 0 27	0-2
10/8/1932	Ithaca, N.Y.	W 0 28	0-3
10/7/1933	Ithaca, N.Y.	L 7 27	0-4

Home: 0-0 • Away: 1-4

Total Points: Richmond: 13 • Cornell: 135

## Davidson (19-9-1)

Date	Site	Result	Series
10/23/1920	Richmond, Va.	L 0 7	0-1
10/29/1921	Richmond, Va.	T 14 14	0-1-1
10/4/1924	Davidson, N.C.	L 0 7	0-2-1
11/9/1946	Davidson, N.C.	W 26 7	1-2-1
11/8/1947	Richmond, Va.	L 7 13	1-3-1
11/6/1948	Davidson, N.C.	W 6 0	2-3-1
10/22/1949	Davidson, N.C.	W 28 7	3-3-1
11/18/1950	Richmond, Va.	L 0 39	3-4-1
10/20/			



Total Points: Richmond: 773 • Delaware: 887

### Delaware State (2-0)

Date	Site	Result	Series
9/14/24	Dover, Del.	W38-24	2-0
9/16/23	Richmond, Va.	W38-6	1-0

Home: 2-0 • Away: 0-0

Total Points: Richmond: 76 • Delaware State: 30

### Duke (4-9)

Date	Site	Result	Series
10/18/1924	Richmond, Va.	L 0 14	0-1
10/31/1925	Durham, N.C.	L 0 10	0-2
10/2/1926	Richmond, Va.	W 9 7	1-2
10/15/1927	Durham, N.C.	L 0 72	1-3
9/25/1943	Durham, N.C.	L 0 61	1-4
9/23/1944	Durham, N.C.	L 7 61	1-5
10/19/1946	Durham, N.C.	L 0 41	1-6
9/24/1949	Durham, N.C.	L 0 67	1-7
10/21/1950	Richmond, Va.	L 0 41	1-8
10/13/1979	Richmond, Va.	L 7 34	1-9
9/2/2006	Durham, N.C.	W 13 0	2-9
9/5/2009	Durham, N.C.	W 24 16	3-9
9/3/2011	Durham, N.C.	W 23 21	4-9

Home: 1-2 • Away: 3-7

Total Points: Richmond: 70 • Duke: 445

### Duquesne (0-1)

Date	Site	Result	Series
10/29/1937	Pittsburgh, Pa.	L 0 24	0-1

Home: 0-0 • Away: 0-1

Total Points: Richmond: 0 • Duquesne: 24

### East Carolina (11-13)

Date	Site	Result	Series
11/17/1956	Richmond, Va.	W 45 7	1-0
9/14/1957	Portsmouth, Va.	W 40 7	2-0
11/19/1960	Greenville, N.C.	L 7 22	2-1
9/15/1962	Richmond, Va.	W 27 26	3-1
9/14/1963	Richmond, Va.	W 10 7	4-1
10/24/1964	Greenville, N.C.	W 22 20	5-1
10/9/1965	Richmond, Va.	L 13 34	5-2
11/12/1966	Greenville, N.C.	L 16 28	5-3
9/23/1967	Richmond, Va.	L 7 23	5-4
10/26/1968	Greenville, N.C.	W 31 7	6-4
10/18/1969	Richmond, Va.	W 24 7	7-4
10/24/1970	Richmond, Va.	W 38 12	8-4
10/9/1971	Greenville, N.C.	W 14 7	9-4
10/7/1972	Richmond, Va.	L 0 21	9-5
11/10/1973	Greenville, N.C.	L 14 44	9-6
11/9/1974	Richmond, Va.	W 28 24	10-6
10/4/1975	Greenville, N.C.	W 17 14	11-6
11/6/1976	Richmond, Va.	L 10 20	11-7
10/15/1977	Greenville, N.C.	L 14 35	11-8
10/21/1978	Norfolk, Va.	L 14 21	11-9
11/10/1979	Greenville, N.C.	L 10 52	11-10
10/11/1980	Richmond, Va.	L 22 24	11-11
10/10/1981	Richmond, Va.	L 13 17	11-12
10/9/1982	Greenville, N.C.	L 14 35	11-13

Home: 6-6 • Away: 4-6 • Neutral: 1-1

Total Points: Richmond: 423 • East Carolina: 511

### Eastern Washington (0-1)

Date	Site	Result	Series
12/10/2016	Cheyney, Wash.	L 0 38	0-1

Home: 0-0 • Away: 0-1

Total Points: Richmond: 0 • Eastern Washington: 38

### Elon (11-5)

Date	Site	Result	Series
10/20/1928	Elon, N.C.	W 34 0	1-0
8/30/2008	Elon, N.C.	W 28 10	2-0
11/28/2009	Richmond, Va. (NCAA)	W16 13	3-0
9/18/2010	Richmond, Va. (ot)	W 27 21	4-0
10/25/2014	Elon, N.C.	W 30 10	5-0
10/10/2015	Richmond, Va	W 27 14	6-0
10/22/2016	Elon, N.C.	W 35 7	7-0
09/22/2017	Richmond, Va.	L 33 36	7-1

# SERIES RECORDS

10/20/2018	Elon, N.C.	L 28 38	7-2
09/14/2019	Richmond, Va.	L 20 42	7-3
03/13/2021	Elon, N.C.	W 38 14	8-3
03/27/2021	Richmond, Va.	W 31 17	9-3
10/02/2021	Richmond, Va.	L 17 20	9-4
10/01/2022	Elon, N.C.	L 30 27	9-5
11/11/2023	Richmond, Va.	W 38 24	10-5
9/28/24	Elon, N.C.	W 27-17	11-5

Home: 5-3 • Away: 6-2

Total Points: Richmond: 449 • Elon: 310

### Florida (0-2)

Date	Site	Result	Series
10/5/1963	Gainesville, Fla.	L 28 35	0-1
10/17/1970	Gainesville, Fla.	L 0 20	0-2

Home: 0-0 • Away: 0-2

Total Points: Richmond: 28 • Florida: 55

### Florida State (0-3)

Date	Site	Result	Series
10/24/1959	Tallahassee, Fla.	L 6 22	0-1
9/17/1960	Tallahassee, Fla.	L 0 28	0-2
10/21/1961	Tallahassee, Fla.	L 7 13	0-3

Home: 0-0 • Away: 0-3

Total Points: Richmond: 13 • Florida State: 63

### Fordham (1-1-1)

Date	Site	Result	Series
10/21/1995	Bronx, N.Y.	T 3 3	0-0-1
09/08/2018	Richmond, Va.	W 52 7	1-0-1
09/28/2019	Bronx, N.Y.	L 16 23	1-1-1

Home: 1-0 • Away: 0-1-1

Total Points: Richmond: 71 • Fordham: 33

### Furman (15-10)

Date	Site	Result	Series
10/28/1922	Greenville, S.C.	W 13 0	1-0
10/25/1923	Richmond, Va.	L 7 22	1-1
10/17/1931	Greenville, S.C.	L 6 34	1-2
9/3/1933	Richmond, Va.	L 6 14	1-3
10/8/1948	Greenville, S.C.	W 7 0	2-3
10/8/1949	Richmond, Va.	W 12 0	3-3
11/14/1959	Richmond, Va.	W 48 14	4-3
11/11/1960	Richmond, Va.	W 35 28	5-3
11/14/1964	Richmond, Va.	L 18 19	5-4
11/13/1965	Greenville, S.C.	L 0 14	5-5
11/5/1966	Richmond, Va.	W 24 14	6-5
10/14/1967	Greenville, S.C.	W 42 14	7-5
10/19/1968	Richmond, Va.	W 34 0	8-5
11/8/1969	Richmond, Va.	W 37 0	9-5
10/10/1970	Greenville, S.C.	L 9 23	9-6
10/23/1971	Richmond, Va.	W 20 0	10-6
10/21/1972	Greenville, S.C.	W 37 0	11-6
10/6/1973	Greenville, S.C.	W 20 17	12-6
10/5/1974	Richmond, Va.	L 14 24	12-7
9/20/1975	Richmond, Va.	W 27 21	13-7
10/23/1976	Greenville, S.C.	W 13 9	14-7
11/5/1977	Richmond, Va.	W 19 13	15-7
9/21/2002	Richmond, Va.	L 7 17	15-8
9/20/2003	Greenville, S.C.	L 17 31	15-9
12/3/2005	Richmond, Va. (NCAA)	L20 24	15-10

Home: 9-6 • Away: 6-4

Total Points: Richmond: 490 • Furman: 331

### Gardner-Webb (1-1)

Date	Site	Result	Series
9/8/2012	Richmond, Va.	W 41 8	1-0
9/14/2013	Boiling Spring, N.C.	L 10 12	1-1

Home: 1-0 • Away: 0-1

Total Points: Richmond: 51 • Gardner-Webb: 20

### George Washington (9-8)

Date	Site	Result	Series
11/5/1897	Richmond, Va.	L 0 22	0-1
11/7/1903	Richmond, Va.	W 22 6	1-1
10/15/1904	Washington, D.C.	L 0 17	1-2
10/29/1910	Richmond, Va.	L 15 21	1-3
10/3/1942	Washington, D.C.	L 0 27	1-4
11/30/1951	Washington, D.C.	W 20 19	2-4
11/22/1952	Richmond, Va.	L 7 29	2-5

11/21/1953	Washington, D.C.	L 7 35	2-6
10/29/1954	Washington, D.C.	W 7 0	3-6
11/12/1955	Richmond, Va.	W 7 0	4-6
11/9/1956	Washington, D.C.	L 6 32	4-7
11/9/1957	Richmond, Va.	W 13 6	5-7
10/17/1958	Washington, D.C.	W 26 6	6-7
11/7/1959	Richmond, Va.	W 26 0	7-7
11/4/1960	Washington, D.C.	L 0 16	7-8
10/14/1961	Richmond, Va.	W 16 15	8-8
11/2/1962	Washington, D.C.	W 17 14	9-8

Home: 5-3 • Away: 4-5

Total Points: Richmond: 189 • Geo Wash: 265

### Georgetown (3-5)

Date	Site	Result	Series
11/17/1894	Washington, D.C.	L 0 34	0-1
10/31/1900	Washington, D.C.	L 0 64	0-2
10/16/1909	Richmond, Va.	L 0 17	0-3
10/21/1911	Richmond, Va.	L 0 65	0-4
11/3/1934	Richmond, Va.	W 14 13	1-4
11/2/1935	Richmond, Va.	L 0 7	1-5
10/25/2008	Richmond, Va.	W 48 0	2-5
11/14/2009	Washington, D.C.	W 49 10	3-5

Home: 2-3 • Away: 1-2

Total Points: Richmond: 111, Georgetown: 210

### Georgia (0-3)

Date	Site	Result	Series
11/1/1975	Athens, Ga.	L 24 28	0-1
10/29/1977	Athens, Ga.	L 7 23	0-2
11/1/1986	Athens, Ga.	L 13 28	0-3

Home: 0-0 • Away: 0-3

Total Points: Richmond: 44 • Georgia: 79

### Georgia State (1-0)

Date	Site	Result	Series
9/22/2012	Atlanta, Ga.	W 35 14	1-0

Home: 0-0 • Away: 1-0

Total Points: Richmond: 35 • Georgia State: 14

### Hampton (4-1)

Date	Site	Result	Series
11/26/2005	Hampton, Va. (NCAA)	W38 10	1-0
9/13/2014	Richmond, Va.	W 42 17	2-0
09/12/2015	Hampton, Va.	W 31 28	3-0
10/22/2022	Hampton, Va.	W 41 10	4-0
9/20/2023	Richmond, Va.	L 31 14	4-1

Home: 1-1 • Away: 3-0

Total Points: Richmond: 176 • Hampton: 96

### Hofstra (4-3)

Date	Site	Result	Series
10/16/1999	Hempstead, N.Y.	W 31 21	1-0
11/3/2001	Richmond, Va.	L 21 35	1-1
11/9/2002	Hempstead, N.Y.	L 16 26	1-2
10/30/2004	Hempstead, N.Y.	L 17 48	1-3
10/22/2005	Richmond, Va. (2ot)	W 43 37	2-3
11/8/2008	Hempstead, N.Y.	W 34 14	3-3
9/19/2009	Richmond, Va.	W 47 0	4-3

Home: 2-1 • Away: 2-2

Total Points: Richmond: 209 • Hofstra: 181

### Holy Cross (0-1)

Date	Site	Result	Series
10/31/1964	Worcester, Mass.	L 22 36	0-1

Home: 0-0 • Away: 0-1

Total Points: Richmond: 22 • Holy Cross: 36

### Howard (2-0)

Date	Site	Result	Series
09/16/2017	Richmond, Va.	W 68 21	1-0
09/04/2021	Richmond, Va.	W 38 14	2-0

Home: 2-0 • Away: 0-0

Total Points: Richmond: 106 • Howard: 35

### Illinois State (1-0)

Date	Site	Result	Series
12/11/2015	Bloomington, Ill.	W 39 27	1-0

Home: 0-0 • Away: 1-0

Total Points: Richmond: 39 • Illinois State: 27



### Jacksonville (1-0)

Date	Site	Result	Series
08/29/19	Richmond, Va.	W 38 19	1-0

Home: 1-0

Total Points: Richmond: 38 • Jacksonville: 19

### James Madison (18-21)

Date	Site	Result	Series
10/3/1981	Richmond, Va.	W 24 7	1-0
11/5/1983	Richmond, Va.	W 32 0	2-0
9/1/1984	Harrisonburg, Va.	W 43 12	3-0
10/5/1985	# Norfolk, Va.	W 38 15	4-0
10/10/1987	Harrisonburg, Va.	L 3 41	4-1
11/12/1988	Richmond, Va.	L 13 25	4-2
9/16/1989	Harrisonburg, Va.	L 0 31	4-3
9/22/1990	Richmond, Va.	W 10 29	4-4
10/26/1991	Harrisonburg, Va.	L 42 47	4-5
9/12/1992	Richmond, Va.	W 49 40	5-5
9/11/1993	Harrisonburg, Va.		



# SERIES RECORDS

## Maine (16-14)

Date	Site	Result	Series
9/15/1984	Richmond, Va.	W 30 13	1-0
10/12/1985	Orono, Maine	W 37 24	2-0
11/15/1986	Richmond, Va.	L 11 26	2-1
10/17/1987	Orono, Maine	W 17 7	3-1
10/1/1988	Richmond, Va.	L 3 17	3-2
9/30/1989	Orono, Maine	L 16 41	3-3
9/29/1990	Richmond, Va.	W 24 16	4-3
10/5/1991	Orono, Maine	L 15 19	4-4
10/3/1992	Richmond, Va.	W 28 6	5-4
10/9/1993	Orono, Maine	W 17 14	6-4
10/8/1994	Richmond, Va.	L 10 24	6-5
10/4/1997	Richmond, Va.	W 17 14	7-5
10/17/1998	Orono, Maine	W 35 10	8-5
9/18/1999	Orono, Maine	L 14 21	8-6
10/21/2000	Richmond, Va.	W 17 6	9-6
10/6/2001	Orono, Maine	L 3 14	9-7
11/16/2002	Richmond, Va.	L 14 21	9-8
10/4/2003	Orono, Maine	L 10 20	9-9
10/9/2004	Richmond, Va.	L 25 29	9-10
9/17/2005	Orono, Maine	W 36 21	10-10
9/20/2008	Richmond, Va.	W 44 17	11-10
10/17/2009	Orono, Maine	W 38 21	12-10
10/22/2011	Richmond, Va.	L 22 23	12-11
9/28/2013	Richmond, Va.	L 21 28	12-12
11/8/2014	Orono, Maine	L 20 33	12-13
10/03/2015	Richmond, Va.	W 48 17	13-13
11/10/2018	Richmond, Va.	L 9 28	13-14
10/12/2019	Orono, Maine	W 24 17	14-14
10/29/2022	Orono, Maine	W 31 21	15-14
10/07/2023	Richmond, Va.	W 42 31	16-14

Home: 8-8 • Away: 8-6

Total Points: Richmond: 568 • Maine: 599

## Maryland (4-13-2)

Date	Site	Result	Series
10/5/1907	Richmond, Va.	W 11 5	1-0
10/3/1908	Richmond, Va.	W 22 0	2-0
10/2/1909	Richmond, Va.	L 0 12	2-1
10/1/1910	Richmond, Va.	L 0 20	2-2
9/30/1911	Richmond, Va.	T 0 0	2-2-1
10/5/1912	Richmond, Va.	L 0 46	2-3-1
10/13/1913	College Park, Md.	L 0 45	2-4-1
10/7/1922	Richmond, Va.	T 0 0	2-4-2
10/11/1923	Washington, D.C.	L 0 23	2-5-2
10/11/1924	Richmond, Va.	L 0 38	2-6-2
11/7/1936	Richmond, Va.	L 0 12	2-7-2
9/24/1938	College Park, Md.	W 19 6	3-7-2
10/6/1945	College Park, Md.	L 0 21	3-8-2
10/5/1946	College Park, Md.	W 37 7	4-8-2
10/10/1947	College Park, Md.	L 6 18	4-9-2
9/25/1948	Richmond, Va.	L 0 19	4-10-2
9/11/1976	College Park, Md.	L 7 31	4-11-2
11/12/1977	Richmond, Va.	L 24 27	4-12-2
09/05/2015	College Park, Md.	L 21 50	4-13-2

Home: 2-7-2 • Away: 2-5 • Neutral: 0-1

Total Points: Richmond: 147 • Maryland: 361

## Massachusetts (12-14)

Date	Site	Result	Series
10/13/1984	Amherst, Mass.	W 24 7	1-0
9/14/1985	Richmond, Va.	W 19 14	2-0
9/13/1986	Amherst, Mass.	L 21 24	2-1
9/19/1987	Richmond, Va. (4ot)	W 52 51	3-1
11/5/1988	Richmond, Va.	L 16 26	3-2
11/4/1989	Amherst, Mass.	L 14 17	3-3
11/3/1990	Richmond, Va.	L 9 26	3-4
11/9/1991	Amherst, Mass.	L 14 42	3-5
11/7/1992	Richmond, Va.	L 13 17	3-6
11/6/1993	Amherst, Mass.	L 24 29	3-7
9/10/1994	Richmond, Va.	W 14 13	4-7
9/9/1995	Amherst, Mass.	W 21 7	5-7
9/21/1996	Richmond, Va. (ot)	L 17 23	5-8
8/30/1997	Amherst, Mass.	W 21 6	6-8
9/12/1998	Richmond, Va.	L 17 22	6-9
11/6/1999	Richmond, Va.	L 6 33	6-10
9/16/2000	Richmond, Va.	W 31 24	7-10

11/23/2001	Amherst, Mass.	W 35 7	8-10
10/5/2002	Richmond, Va.	L 13 34	8-11
11/8/2003	Amherst, Mass.	L 17 30	8-12
9/18/2004	Amherst, Mass.	W 24 14	9-12
9/1/2005	Richmond, Va.	L 6 19	9-13
10/18/2008	Amherst, Mass.	W 30 15	10-13
10/24/2009	Richmond, Va.	W 34 12	11-13
10/16/2010	Amherst, Mass.	W 11 10	12-13
10/29/2011	Richmond, Va.	L 7 28	12-14

Home: 5-9 • Away: 7-5

Total Points: Richmond: 520, Massachusetts: 536

## Miami, Fla. (0-1)

Date	Site	Result	Series
10/17/1952	Miami, Fla.	L 6 41	0-1

Home: 0-0 • Away: 0-1

Total Points: Richmond: 6 • Miami: 41

## Michigan State (0-1)

Date	Site	Result	Series
09/09/23	East Lansing, Mich.	L45-14	0-1

Home: 0-0 • Away: 0-1

Total Points: Richmond: 14 • Miami: 45

## Mississippi State (0-2)

Date	Site	Result	Series
10/1/1966	Starkville, Miss.	L 0 20	0-1
9/20/1969	Starkville, Miss.	L 14 17	0-2

Home: 0-0 • Away: 0-2

Total Points: Richmond: 14 • Mississippi State: 37

## Morehead State (1-0)

Date	Site	Result	Series
8/30/2014	Richmond, Va.	W 55 10	1-0

Home: 1-0 • Away: 0-0

Total Points: Richmond: 55 • Morehead State: 10

## Morgan State (1-1)

Date	Site	Result	Series
11/29/2014	Richmond, Va. (NCAA)	W46-24	1-0
09/02/2023	Richmond, Va.	L17-10	1-1

Home: 1-1 • Away: 0-0

Total Points: Richmond: 56 • Morgan State: 41

## Montana (1-1)

Date	Site	Result	Series
12/2/2000	Missoula, Mont. NCAA	L 20 34	0-1
12/19/2008	Chattanooga, Tenn. NCAA	W 24 7	1-1

Home: 0-0 • Away: 0-1 • Neutral: 1-0

Total Points: Richmond: 44 • Montana: 41

## Navy (0-2)

Date	Site	Result	Series
10/9/1926	Annapolis, Md.	L 0 26	0-1
9/8/1990	Annapolis, Md.	L 17 28	0-2

Home: 0-0 • Away: 0-2

Total Points: Richmond: 17 • Navy: 54

## New Hampshire (12-13)

Date	Site	Result	Series
9/6/1986	Richmond, Va.	W 38 12	1-0
9/5/1987	Durham, N.H.	W 14 7	2-0
10/8/1988	Richmond, Va. (ot)	W 23 17	3-0
10/21/1989	Durham, NH	L 7 21	3-1
10/6/1990	Richmond, Va.	L 0 19	3-2
10/12/1991	Durham, N.H.	L 0 34	3-3
10/10/1992	Richmond, Va.	W 15 7	4-3
9/18/1993	Durham, N.H.	L 20 31	4-4
11/5/1994	Richmond, Va.	L 14 42	4-5
11/4/1995	Richmond, Va.	W 7 3	5-5
11/2/1996	Durham, N.H.	L 13 14	5-6
10/10/1998	Durham, N.H.	W 22 13	6-6
9/25/1999	Richmond, Va.	W 27 17	7-6
10/14/2000	Durham, N.H.	W 31 10	8-6
10/12/2002	Durham, N.H.	L 19 20	8-7
10/18/2004	Richmond, Va.	W 35 23	9-7
10/7/2006	Durham, N.H.	L 17 27	9-8

9/29/2007	Richmond, Va.	W 45 38	10-8
10/9/2010	Durham, N.C.	L 0 17	10-9
9/24/2011	Richmond, Va.	L 43 45	10-10
10/13/2012	Durham, N.H.	L 40 44	10-11
9/20/2014	Richmond, Va.	L 26 29	10-12
11/07/2015	Durham, N.H.	L 25 30	10-13
10/30/2021	Durham, N.H.	W 35 21	11-13
11/05/22	Richmond, Va.	W 40 34	12-13

Home: 8-4 • Away: 4-9

Total Points: Richmond: 556 • UNH: 585

## Norfolk State (1-0)

Date	Site	Result	Series
09/10/2016	Richmond, Va.	W 34 0	1-0

Home: 1-0 • Away: 0-0

Total Points: Richmond: 34 • Norfolk State: 0

## North Carolina (2-12)

Date	Site	Result	Series
10/21/1892	Chapel Hill, N.C.	L 0 40	0-1
11/10/1894	Chapel Hill, N.C.	L 0 28	0-2
11/19/1895	Chapel Hill, N.C.	L 0 34	0-3
10/12/1906	Chapel Hill, N.C.	L 0 12	0-4
11/16/1907	Chapel Hill, N.C.	L 11 13	0-5
10/31/1908	Chapel Hill, N.C.	L 12 17	0-6
10/30/1909	Chapel Hill, N.C.	L 0 22	0-7
9/29/1914	Chapel Hill, N.C.	L 0 41	0-8
11/9/1940	Richmond, Va.	W 14 13	1-8
11/8/1941	Richmond, Va.	L 0 27	1-9
9/11/1971	Richmond, Va.	L 0 28	1-10
9/9/1972	Chapel Hill, N.C.	L 18 28	1-11
9/17/1977	Chapel Hill, N.C.	L 0 31	1-12
11/4/1978	Richmond, Va.	W 27 18	2-10

Home: 2-2 • Away: 0-10

Total Points: Richmond: 82 • North Carolina: 352

## North Carolina A&T(3-0)

Date	Site	Result	Series
11/26/2016	Richmond, Va.	W 39 10	1-0
10/21/2023	Greensboro, Va.	W 33 10	2-0
10/5/2024	Richmond, Va.	W 20 17	3-0

Home: 2-0 • Away: 1-0

Total Points: Richmond: 92 • N.C. A&T: 37

## North Carolina Central (1-0)

Date	Site	Result	Series
11/25/2023	Richmond, Va.	W 49 27	1-0

Home: 1-0 • Away: 0-0

Total Points: Richmond: 49 • N.C. Central: 27

## North Carolina State (1-18-1)

Date	Site	Result	Series
11/18/1895	Raleigh, N.C.	L 0 40	0-1
11/27/1902	Raleigh, N.C.	L 5 30	0-2
11/12/1903	Richmond, Va.	L 0 53	0-3
10/11/1906	Raleigh, N.C.	T 0 0	0-3-1
10/12/1907	Richmond, Va.	L 4 7	0-4-1
10/26/1907	Raleigh, N.C.	L 0 11	0-5-1
11/12/1910	Raleigh, N.C.	L 0 52	0-6-1
9/25/1925	Raleigh, N.C.	L 0 20	0-7-1
10/1/1932	Richmond, Va.	L 0 9	0-8-1
11/16/1935	Richmond, Va.	L 0 6	0-9-1
9/20/1941	Raleigh, N.C.	L 7 14	0-10-1
9/26/1942	Raleigh, N.C.	L 0 13	0-11-1
11/18/1944	Raleigh, N.C.	L 0 39	0-12-1
11/5/1949	Raleigh, N.C.	L 6 20	0-13-1
11/4/1950	Richmond, Va.	L 0 7	0-14-1
11/13/1954	Raleigh, N.C.	L 6 14	0-15-1
9/12/1970	Richmond, Va.	W 21 6	1-15-1
9/5/1981	Raleigh, N.C.	L 21 27	1-16-1
9/4/2004	Raleigh, N.C.	L 0 42	1-17-1
9/7/2013	Raleigh, N.C.	L 21 23	1-18-1

Home: 1-6 • Away: 0-12-1

Total Points: Richmond: 97 • N.C. State: 427

## North Dakota (1-0)

Date	Site	Result	Series
12/03/2016	Grand Forks, N.D.	W 27 24	1-0

Home: 0-0 • Away: 1-0

Total Points: Richmond: 27 • North Dakota: 24

## North Dakota State (0-1)

Date	Site	Result	Series
12/18/2015	Fargo, N.D.	L 7 33	0-1

Home: 0-0 • Away: 0-1

Total Points: Richmond: 7 • North Dakota State: 33

## North Texas (0-2)

Date	Site	Result	Series
10/1/1977	Richmond, Va.	L 14 42	0-1
11/13/1982	Richmond, Va.	L 13 22	0-2

Home: 0-2 • Away: 0-0

Total Points: Richmond: 27 • North Texas: 64

## Northeast Louisiana (1-1)

Date	Site	Result	Series
9/23/1972	Richmond, Va.	W 17 0	1-0
10/27/1973	Monroe, La.	L 8 14	1-1

Home: 1-0 • Away: 0-1

Total Points: Richmond: 25 • Northeast Louisiana: 14



# SERIES RECORDS

10/24/1987	Richmond, Va.	W 27	14	2-1
10/22/1988	Kingston, R.I.	L 10	14	2-2
9/9/1989	Richmond, Va.	L 14	45	2-3
9/15/1990	Kingston, R.I.	L 0	37	2-4
9/14/1991	Richmond, Va.	W 19	10	3-4
9/26/1992	Kingston, R.I.	W 46	14	4-4
11/8/1997	Richmond, Va.	W 27	11	5-4
9/19/1998	Kingston, R.I. (ot)	W 20	17	6-4
10/9/1999	Richmond, Va.	W 41	38	7-4
11/4/2000	Kingston, R.I. (ot)	W 13	10	8-4
10/27/2001	Richmond, Va.	W 28	0	9-4
10/26/2002	Kingston, R.I.	W 26	0	10-4
9/27/2003	Richmond, Va.	L 13	17	10-5
10/14/2006	Kingston, R.I.	W 31	6	11-5
10/20/2007	Richmond, Va.	W 38	6	12-5
11/13/2010	Richmond, Va.	W 15	6	13-5
11/3/2012	Richmond, Va.	W 39	0	14-5
10/19/2013	Kingston, R.I.	L 10	12	14-6
10/18/2014	Richmond, Va.	W 37	0	15-6
10/17/2015	Kingston, R.I.	W 37	12	16-6
10/14/2023	Kingston, R.I.	W 24	17	17-6

Home: 9-2 • Away: 8-4

Total Points: Richmond: 560 • Rhode Island: 323

## Rutgers (0-6-1)

Date	Site	Result	Series	
11/10/1923	New Brunswick, N.J.L	0 53	0-1	
10/14/1939	New Brunswick, N.J.T	6 6	0-1-1	
10/26/1957	New Brunswick, N.J.L	13 26	0-2-1	
10/11/1958	New Brunswick, N.J.L	12 23	0-3-1	
10/30/1982	Richmond, Va.	L 14	20	0-4-1
10/26/1985	New Brunswick, N.J.L	17 20	0-5-1	
9/5/1998	New Brunswick, N.J.L	6 7	0-6-1	

Home: 0-1 • Away: 0-5-1

Total Points: Richmond: 68 • Rutgers: 155

## Sacramento State (0-1)

Date	Site	Result	Series
12/3/2022	Sacramento, Calif.	L 38-31	0-1

Home: 0-0 • Away: 0-1

Total Points: Richmond: 66 • Saint Francis 48

## Saint Francis (2-0)

Date	Site	Result	Series
09/13/2018	Loretto, Pa.	W 35 27	1-0
09/10/2022	Richmond, Va.	W 31-21	2-0

Home: 1-0 • Away: 1-0

Total Points: Richmond: 66 • Saint Francis 48

## Sam Houston State (0-1)

Date	Site	Result	Series
09/01/2017	Huntsville, Texas	L 34 48	0-1

Home: 0-0 • Away: 0-1

Total Points: Richmond: 34 • Sam Houston

State: 48

## South Carolina (0-1)

Date	Site	Result	Series
9/11/1982	Columbia, S.C.	L 10 30	0-1

Home: 0-0 • Away: 0-1

Total Points: Richmond: 10 • South Carolina: 30

## Southern Mississippi (2-14)

Date	Site	Result	Series
9/22/1962	Hattiesburg, Miss.	L 0 29	0-1
10/12/1963	Hattiesburg, Miss.	L 0 7	0-2
10/3/1964	Hattiesburg, Miss.	L 9 14	0-3
10/2/1965	Hattiesburg, Miss.	L 7 28	0-4
10/29/1966	Hattiesburg, Miss.	L 0 27	0-5
11/4/1967	Hattiesburg, Miss.	L 7 19	0-6
11/16/1968	Hattiesburg, Miss.	W 33 7	1-6
10/25/1969	Hattiesburg, Miss.	L 28 31	1-7
10/3/1970	Hattiesburg, Miss.	L 21 43	1-8
10/30/1971	Hattiesburg, Miss.	L 24 31	1-9
10/14/1972	Richmond, Va.	L 9 32	1-10
10/13/1973	Richmond, Va.	W 42 20	2-10
9/2/1978	Richmond, Va.	L 7 10	2-11
11/15/1980	Hattiesburg, Miss.	L 12 33	2-12
9/26/1981	Richmond, Va.	L 10 17	2-13
9/3/1983	Hattiesburg, Miss.	L 3 32	2-14

Home: 1-3 • Away: 1-11

Total Points: Richmond: 212 • Southern Miss.: 380

## Stetson (0-1)

Date	Site	Result	Series
11/10/1951	Deland, Fla.	L 14 19	0-1

Home: 0-0 • Away: 0-1

Total Points: Richmond: 14 • Stetson: 19

## Stony Brook (5-4)

Date	Site	Result	Series
10/13/2007	Richmond, Va.	W 42 0	1-0
11/9/2013	Stony Brook, N.Y.	W 39 31	2-0
09/17/2016	Stony Brook, N.Y.	L 14 42	2-1
10/28/2017	Richmond, Va.	L 24 27	2-2
09/22/2018	Stony Brook, N.Y.	L 10 36	2-3
11/02/2019	Richmond, Va.	W 30 10	3-3
10/21/2021	Stony Brook, N.Y.	L 14 27	3-4
09/24/2022	Richmond, Va.	W 51-7	4-4
09/23/2023	Stony Brook, N.Y.	W 20-10	5-4

Home: 3-1 • Away: 2-3

Total Points: Richmond: 244 • Stony Brook 199

## Syracuse (0-1)

Date	Site	Result	Series
11/16/1963	Syracuse, N.Y.	L 0 50	0-1

Home: 0-0 • Away: 0-1

Total Points: Richmond: 0 • Syracuse: 50

## Temple (0-1)

Date	Site	Result	Series
8/29/2002	Philadelphia, Pa.	L 7 34	0-1

Home: 0-0 • Away: 0-1

Total Points: Richmond: 7 • Temple: 34

## Tennessee (0-1)

Date	Site	Result	Series
9/21/1963	Knoxville, Tenn.	L 6 34	0-1

Home: 0-0 • Away: 0-1

Total Points: Richmond: 6 • Tennessee: 34

## Toledo (0-3)

Date	Site	Result	Series
9/14/1968	Toledo, Ohio	L 14 31	0-1
12/28/1971	Orlando, Fla.	L 3 28	0-2
9/17/1983	Richmond, Va.	L 6 31	0-1

Home: 0-1 • Away: 0-1 • Neutral: 0-1

Total Points: Richmond: 23 • Toledo: 82

## Towson (9-4)

Date	Site	Result	Series
11/6/2004	Richmond, Va.	W 24 0	1-0
11/12/2005	Towson, Md.	W 48 21	2-0
11/11/2006	Richmond, Va.	L 7 31	2-1
10/6/2007	Towson, Md.	L 21 23	2-2
9/13/2008	Richmond, Va.	W 45 14	3-2
10/31/2009	Towson, Md.	W 42 14	4-2
10/23/2010	Richmond, Va.	W 28 6	5-2
10/8/2011	Towson, Md.	L 28 31	5-3
10/26/2013	Richmond, Va.	L 32 48	5-4
10/01/2016	Richmond, Va.	W 31 28	6-4
10/14/2017	Towson, Md.	W 23 3	7-4
11/06/2021	Richmond, Va.	W 28 17	8-4
11/02/2024	Richmond, Va.	W 35 24	9-4

Home: 6-2 • Away: 3-2

Total Points: Richmond: 372 • Towson: 270

## Tulane (0-1)

Date	Site	Result	Series
11/26/1903	New Orleans, La.	L 5 18	0-1

Home: 0-1 • Away: 0-0

Total Points: Richmond: 5 • Tulane: 18

## Tulsa (0-1)

Date	Site	Result	Series
9/4/1976	Tulsa, Okla.	L 7 22	0-1

Home: 0-0 • Away: 0-1

Total Points: Richmond: 7 • Tulsa: 22

## Vanderbilt (0-3)

Date	Site	Result	Series
9/22/2001	Nashville, Tenn.	L 22 28	0-1
9/24/2005	Nashville, Tenn.	L 13 37	0-2
9/1/2007	Nashville, Tenn.	L 17 41	0-3

Home: 0-0 • Away: 0-2

Total Points: Richmond: 52 • Vanderbilt: 106

## Villanova (14-25)

Date	Site	Result	Series
10/29/1955	Villanova, Pa.	L 14 16	0-1
10/25/1958	Villanova, Pa.	L 6 13	0-2
9/7/1974	Richmond, Va.	W 14 13	1-2
10/9/1976	Villanova, Pa.	W 24 7	2-2
10/7/1978	Villanova, Pa.	L 14 17	2-3
11/3/1979	Richmond, Va.	L 3 9	2-4
9/13/1980	Villanova, Pa.	W 21 7	3-4
11/14/1987	Richmond, Va.	W 38 35	4-4
10/29/1988	Villanova, Pa.	L 6 45	4-5
9/2/1989	Richmond, Va.	L 17 20	4-6
10/19/1990	Villanova, Pa.	L 10 24	4-7
9/21/1991	Richmond, Va.	L 3 35	4-8
9/19/1992	Villanova, Pa.	L 33 36	4-9
9/25/1993	Richmond, Va.	W 21 7	5-9
10/1/1994	Villanova, Pa.	L 6 38	5-10
11/18/1995	Villanova, Pa.	L 0 28	5-11
10/26/1996	Richmond, Va.	L 3 20	5-12
10/18/1997	Richmond, Va.	L 29 40	5-13
11/7/1998	Villanova, Pa.	W 28 14	6-13
9/11/1999	Richmond, Va.	L 30 35	6-14
10/28/2000	Villanova, Pa.	W 28 18	7-14
9/29/2001	Richmond, Va.	L 30 31	7-15
11/1/2003	Richmond, Va.	L 13 42	7-16
10/16/2004	Villanova, Pa.	L 10 49	7-17
10/8/2005	Richmond, Va.	W 38 20	8-17
11/4/2006	Villanova, Pa.	L 21 31	8-18
11/3/2007	Richmond, Va.	W 35 27	9-18
9/27/2008	Villanova, Pa.	L 26 20	9-19
11/7/2009	Richmond, Va.	W 20 21	9-20
10/30/2010	Villanova, Pa.	L 7 28	9-21
10/6/2012	Villanova, Pa.	W 28 17	10-21
11/1/2014	Richmond, Va.	W 10 9	11-21
11/14/2015	Villanova, Pa.	L 20 21	11-22
10/15/2016	Richmond, Va.	W 23 0	12-22
11/04/2017	Villanova, Pa.	W 22 0	13-22
11/03/2018	Richmond, Va.	L 21 45	13-23
11/09/2019	Villanova, Pa.	L 28 35	13-24
09/18/2021	Villanova, Pa.	L 27 34	13-25
10/14/2022	Villanova, Pa.	W 20 10	14-25

Home: 8-10 • Away: 6-15

Total Points: Richmond: 739 • Villanova: 928

## Virginia (3-31-2)

Date	Site	Result	Series
10/9/1893	Charlottesville, Va.	L 4 34	0-1
10/2/1894	Charlottesville, Va.	L 0 48	0-2
10/18/1894	Richmond, Va.	L 0 28	0-3
11/12/1895	Charlottesville, Va.	L 0 60	0-4
10/10/1900	Charlottesville, Va.	L 0 51	0-5
10/3/1906	Charlottesville, Va.	L 0 22	0-6
10/27/1906	Charlottesville, Va.	L 6 12	0-7
10/2/1907	Charlottesville, Va.	L 0 38	0-8
10/10/1914	Charlottesville, Va.	L 0 62	0-9
10/9/1915	Charlottesville, Va.	L 0 74	0-10
10/14/1916	Charlottesville, Va.	L 0 21	0-11
10/4/1919	Charlottesville, Va.	T 0 0	0-11-1
10/8/1921	Charlottesville, Va.	L 0 14	0-12-1
10/14/1922	Charlottesville, Va.	L 6 14	0-13-1
10/4/1923	Charlottesville, Va.	L 0 9	0-14-1
10/10/1925	Charlottesville, Va.	L 0 19	0-15-1
10/11/1941	Charlottesville, Va.	L 0 44	0-16-1
10/17/1942	Richmond, Va.	T 7 7	0-16-2
10/9/1943	Charlottesville, Va.	W 16 7	1-16-2
11/11/1944	Richmond, Va.	L 0 39	1-17-2
11/11/1945	Charlottesville, Va.	L 0 45	1-18-2
11/2/1946	Richmond, Va.	W 19 7	2-18-2
11/1/1947	Charlottesville, Va.	L 0 34	2-19-2
11/15/1952	Charlottesville, Va.	L 0 49	2-20-2

9/8/1979	Charlottesville, Va.	L 0 31	2-21-2
9/13/1997	Charlottesville, Va.	L 7 26	2-22-2
9/9/2000	Charlottesville, Va.	L 6 34	2-23-2
9/1/2001	Charlottesville, Va.	L 16 17	2-24-2
9/6/2008	Charlottesville, Va.	L 0 16	2-25-2
9/4/2010	Charlottesville, Va.	L 13 34	2-26-2
9/1/2012	Charlottesville, Va.	L 19 43	2-27-2
9/6/2014	Charlottesville, Va.	L 13 45	2-28-2
9/03/2016	Charlottesville, Va.	W 37 20	3-28-2
9/01/2018	Charlottesville, Va.	L 13 42	3-29-2
09/03/2022	Charlottesville, Va.	L 34 17	3-30-2
08/31/2024	Charlottesville, Va.	L 34 13	3-31-2

Home: 1-2-1 • Away: 2-29-1

Total Points: Richmond: 212 • Virginia: 1114

## VMI (45-40-5)

Date	Site	Result	Series
11/10/1893	Lexington, Va.	L 0 34	0-1
11/11/1895	Lexington, Va.	L 0 44	0-2
10/29/1898	Lexington, Va.	L 0 16	0-3
10/28/1901	Lexington, Va.	L 0 79	0-4
10/25/1902	Lexington, Va.	L 0 33	0-5
11/17/1906	Richmond, Va.	W 6 4	1-5
11/4/1911	Lexington, Va.	L 0 38	1-6
10/3/1914	Lexington, Va.	L 0 10	1-7
10/16/1915	Lexington, Va.	L 6 13	1-8
9/25/1926	Lexington, Va		



# SERIES RECORDS

10/8/1980	Richmond, Va.	L	17	22	22-37-5
11/7/1981	Lexington, Va.	W	45	14	23-37-5
10/23/1982	Richmond, Va.	L	0	14	23-38-5
10/29/1983	Lexington, Va.	W	35	19	24-38-5
10/27/1984	Richmond, Va.	W	45	3	25-38-5
9/21/1985	Lexington, Va.	W	28	14	26-38-5
10/18/1986	Richmond, Va.	W	40	9	27-38-5
9/17/1988	Lexington, Va.	W	14	13	28-38-5
9/23/1989	Richmond, Va.	W	27	22	29-38-5
9/28/1991	Richmond, Va.	L	27	38	29-39-5
10/24/1992	Norfolk, Va. OYSTER BOWL	W	14	18	30-39-5
9/4/1993	Richmond, Va.	W	38	14	31-39-5
9/3/1994	Lexington, Va.	W	34	31	32-39-5
9/2/1995	Richmond, Va.	W	51	28	33-39-5
11/9/1996	Lexington, Va.	L	7	20	33-40-5
9/20/1997	Richmond, Va.	W	56	3	34-40-5
9/4/1999	Richmond, Va.	W	42	6	35-40-5
10/25/2003	Richmond, Va.	W	35	25	36-40-5
9/11/2005	Lexington, Va.	W	34	7	37-40-5
11/5/2005	Richmond, Va.	W	38	3	38-40-5
9/16/2006	Richmond, Va.	W	58	7	39-40-5
10/4/2008	Lexington, Va.	W	56	16	40-40-5
9/26/2009	Richmond, Va.	W	38	28	41-40-5
9/17/2011	Richmond, Va.	W	34	19	42-40-5
9/15/2012	Lexington, Va.	W	47	6	43-40-5
8/31/2013	Richmond, Va.	W	34	0	44-40-5
09/19/2015	Richmond, Va.	W	42	10	45-40-5

**Home: 33-21-3 • Away: 11-19-2 • Neutral: 1-0**  
**Total Points: Richmond: 1626 • VMI: 1470**

## Virginia Tech (8-39-4)

Date	Site	Result	Series
11/13/1897	Richmond, Va.	L	0 26 0-1
10/1/1904	Blacksburg, Va.	L	0 18 0-2
10/23/1909	Richmond, Va.	L	0 52 0-3
9/30/1916	Blacksburg, Va.	L	0 13 0-4
10/11/1919	Blacksburg, Va.	L	0 21 0-5
11/6/1920	Blacksburg, Va.	L	0 21 0-6
10/15/1921	Richmond, Va.	L	0 34 0-7
9/27/1924	Blacksburg, Va.	L	0 28 0-8
10/14/1933	Richmond, Va.	L	0 7 0-9
10/31/1936	Blacksburg, Va.	L	7 20 0-10
11/6/1937	Richmond, Va.	W	12 7 1-10
11/11/1938	Richmond, Va.	T	0 0 1-10-1
11/11/1939	Richmond, Va.	W	13 0 2-10-1
10/5/1940	Blacksburg, Va.	L	0 7 2-11-1
11/29/1941	Blacksburg, Va.	L	0 13 2-12-1
11/7/1942	Richmond, Va.	L	7 16 2-13-1
11/18/1945	Blacksburg, Va.	L	6 44 2-14-1
11/16/1946	Richmond, Va.	T	7 7 2-14-2
11/15/1947	Blacksburg, Va.	L	14 26 2-15-2
11/13/1948	Richmond, Va.	T	7 7 2-15-3
11/12/1949	Richmond, Va.	L	13 28 2-16-3
11/11/1950	Blacksburg, Va.	W	32 12 3-16-3
11/17/1951	Blacksburg, Va.	L	14 20 3-17-3
11/1/1952	Richmond, Va.	L	2 20 3-18-3
10/10/1953	Blacksburg, Va.	L	7 21 3-19-3
10/16/1954	Richmond, Va.	L	12 19 3-20-3
10/15/1955	Blacksburg, Va.	T	7 7 3-20-4
10/20/1956	Richmond, Va.	L	14 46 3-21-4
11/2/1957	Blacksburg, Va.	L	7 42 3-22-4
11/8/1958	Blacksburg, Va.	L	23 27 3-23-4
10/31/1959	Blacksburg, Va.	L	29 51 3-24-4
10/29/1960	Richmond, Va.	L	0 20 3-25-4
11/4/1961	Richmond, Va.	W	11 0 4-25-4
10/13/1962	Blacksburg, Va.	L	7 13 3-26-4
11/2/1963	Richmond, Va.	L	13 14 3-27-4
9/25/1965	Richmond, Va.	L	7 25 3-28-4
10/2/1967	Blacksburg, Va.	L	14 45 3-29-4
11/9/1968	Blacksburg, Va.	L	18 31 3-30-4
10/4/1969	Richmond, Va.	W	17 10 4-30-4
10/26/1974	Blacksburg, Va.	L	7 41 4-31-4
9/27/1975	Blacksburg, Va.	L	9 21 4-32-4
11/13/1976	Richmond, Va.	W	16 0 5-32-4
10/22/1977	Richmond, Va.	W	17 14 6-32-4
10/20/1979	Blacksburg, Va.	L	0 34 6-33-4
10/25/1980	Richmond, Va.	W	18 7 7-33-4
9/12/1981	Blacksburg, Va.	L	12 28 7-34-4
9/4/1982	Richmond, Va.	L	9 20 7-35-4
10/22/1983	Blacksburg, Va.	L	0 38 7-36-4

9/22/1984	Blacksburg, Va.	L	13	21	7-37-4
9/7/1985	Blacksburg, Va.	W	24	14	8-37-4
11/8/1986	Richmond, Va.	L	10	17	8-38-4
09/25/2021	Blacksburg, Va.	L	10	23	8-39-4

**Home: 7-14-3 • Away: 2-25-1**

**Total Points: Richmond: 465 • VT: 1094**

## Wagner (1-0)

Date	Site	Result	Series
9/10/2011	Richmond, Va.	W	21 6 1-0

**Home: 1-0 • Away: 0-0**

**Total Points: Richmond: 21 • Wagner: 6**

## Wake Forest (6-10-1)

Date	Site	Result	Series
12/10/1889	Richmond, Va.	L	14 32 0-1
10/24/1892	Richmond, Va.	L	0 16 0-2
11/5/1909	Winston-Salem, N.C.	W	5 0 1-2
10/18/1913	Winston-Salem, N.C.	W	14 13 2-2
11/13/1920	Richmond, Va.	W	20 7 3-2
11/5/1921	Richmond, Va.	W	41 0 4-2
10/6/1928	Richmond, Va.	L	13 14 4-3
10/5/1929	Richmond, Va.	L	0 19 4-3
11/19/1934	Charlotte, N.C.	W	39 6 5-3
9/30/1950	Winston-Salem, N.C.	L	0 43 5-4
10/6/1951	Winston-Salem, N.C.	L	6 56 5-5
10/24/1954	Richmond, Va.	T	13 13 5-5-1
11/6/1954	Richmond, Va.	L	13 0 5-6-1
9/29/1973	Richmond, Va.	W	41 0 6-6-1
11/14/1981	Richmond, Va.	L	22 34 6-7-1
9/24/1983	Richmond, Va.	L	6 31 6-8-1
10/6/1984	Richmond, Va.	L	16 29 6-9-1
9/12/1987	Winston-Salem, N.C.	L	0 24 6-10-1

**Home: 3-7-1 • Away: 2-3 • Neutral: 1-0**

**Total Points: Richmond: 237 • Wake Forest: 310**

## West Virginia (3-21-1)

Date	Site	Result	Series
10/14/1950	Morgantown, W.Va.	L	7 46 0-1
10/13/1951	Morgantown, W.Va.	L	0 24 0-2
9/24/1955	Morgantown, W.Va.	L	12 33 0-3
9/29/1956	Morgantown, W.Va.	L	6 30 0-4
9/20/1958	Morgantown, W.Va.	L	22 66 0-5
9/26/1959	Morgantown, W.Va.	L	7 10 0-6
10/8/1960	Morgantown, W.Va.	T	6 6 0-6-1
9/16/1961	Morgantown, W.Va.	W	35 26 1-6-1
9/19/1964	Richmond, Va.	L	10 20 1-7-1
9/18/1965	Morgantown, W.Va.	L	0 56 1-8-1
9/16/1967	Richmond, Va.	L	6 27 1-9-1
9/21/1968	Morgantown, W.Va.	L	0 17 1-10-1
11/15/1969	Morgantown, W.Va.	L	21 33 1-11-1
9/19/1970	Morgantown, W.Va.	L	10 49 1-12-1
9/25/1971	Richmond, Va.	L	3 16 1-13-1
9/16/1972	Morgantown, W.Va.	L	7 28 1-14-1
10/20/1973	Richmond, Va.	W	38 17 2-14-1
9/14/1974	Morgantown, W.Va.	W	29 25 3-14-1
11/15/1975	Richmond, Va.	L	13 31 3-15-1
10/2/1976	Morgantown, W.Va.	L	6 9 3-16-1
9/10/1977	Morgantown, W.Va.	L	0 36 3-17-1
9/9/1978	Morgantown, W.Va.	L	12 14 3-18-1
9/29/1979	Richmond, Va.	L	18 20 3-19-1
9/27/1980	Morgantown, W.Va.	L	28 31 3-20-1
9/25/1982	Morgantown, W.Va.	L	10 43 3-21-1

**Home: 1-5 • Away: 2-17-1**

**Total Points: Richmond: 306 • West Virginia: 713**

## Western Illinois (1-0)

Date	Site	Result	Series
9/28/1985	Richmond, Va.	W	38 20 1-0

**Home: 1-0 • Away: 0-0**

**Total Points: Richmond: 38 • Western Illinois: 20**

## William & Mary (65-64-5)

**"The Oldest Rivalry in the South"**

Date	Site	Result	Series
11/19/1898	Richmond, Va.	W	15 0 1-0
10/21/1899	Richmond, Va.	W	41 0 2-0
11/9/1901	Williamsburg, Va.	W	27 11 3-0
11/14/1903	Richmond, Va.	W	24 0 4-0
11/4/1904	Williamsburg, Va.	L	6 15 4-1

10/11/1905	Richmond, Va.	T	0 0 4-1-1
10/18/1905	Richmond, Va.	L	0 4 4-2-1
11/8/1905	Richmond, Va.	W	23 4 5-2-1
11/3/1906	Williamsburg, Va.	W	24 0 6-2-1
11/28/1906	Newport News, Va.	W	6 0 7-2-1
11/28/1907	Newport News, Va.	W	48 0 8-2-1
11/21/1908	Richmond, Va.	L	18 21 8-3-1
11/20/1909	Richmond, Va.	L	0 17 8-4-1
11/19/1910	Richmond, Va.	L	6 18 8-5-1
11/11/1911	Williamsburg, Va.	L	0 3 8-6-1
11/9/1912	Richmond, Va.	W	20 0 9-6-1
11/8/1913	Newport News, Va.	W	20 13 10-6-1
11/22/1913	Williamsburg, Va.	W	20 13 11-6-1
10/24/1914	Williamsburg, Va.	W	7 3 12-6-1
11/21/1914	Richmond, Va.	W	32 0 13-6-1
10/23/1915	Williamsburg, Va.	W	28 0 14-6-1
11/20/1915	Richmond, Va.	W	40 0 15-6-1
10/28/1916	Richmond, Va.	W	48 0 16-6-1
11/18/1916	Williamsburg, Va.	T	0 0 16-6-2
10/13/1917	Richmond, Va.	W	28 0 17-6-2
11/17/1917	Williamsburg, Va.	W	19 0 18-6-2
11/30/1918	Williamsburg, Va.	W	7 0 19-6-2
10/18/1919	Williamsburg, Va.	L	0 7 19-7-2
11/8/1919	Richmond, Va.	W	17 0 20-7-2
11/28/1919	Richmond, Va.	W	21 0 21-7-2
10/20/1920	Williamsburg, Va.	W	13 0 22-7-2
11/24/1921	Richmond, Va.	W	17 7 23-7-2
11/30/1922	Richmond, Va.	W	13 3 24-7-2
11/29/1923	Richmond, Va.	L	6 27 24-8-2
11/27/1924	Richmond, Va.	L	6 20 24-9-2
11/25/1925	Richmond, Va.	L	0 14 24-10-2
11/25/1926	Richmond, Va.	L	0 14 24-11-2
11/23/1927	Richmond, Va.	T	0 0 24-11-3
11/19/1928	Richmond, Va.	L	0 7 24-12-3
11/28/1929	Richmond, Va.	L	0 25 24-13-3
11/24/1930	Richmond, Va.	L	0 19 24-14-3
11/26/1931	Richmond, Va.	W	6 2 25-14-3
11/24/1932	Richmond, Va.	W	18 7 26-14-3
11/26/1933	Richmond, Va.	L	0 6 26-15-3
11/29/1934	Richmond, Va.	W	6 0 27-15-3
11/28/1935	Richmond, Va.	T	6 6 27-15-4
11/26/1936	Richmond, Va.	W	7 0 28-15-4
11/25/1937	Richmond, Va.	W	6 0 29-15-4
11/24/1938	Richmond, Va.	W	10 7 30-15-4
11/25/1939	Richmond, Va.	L	0 7 30-16-4
11/21/1940	Richmond, Va.	L	0 16 30-17-4
11/20/1941	Richmond, Va.	L	3 33 30-18-4
11/26/1942	Richmond, Va.	L	0 10 30-19-4
11/30/1944	Richmond, Va.	L	0 40 30-20-4
11/22/1945	Richmond, Va.	L	0 33 30-21-4
11/28/1946	Richmond, Va.	L	0 40 30-22-4
11/27/1947	Richmond, Va.	L	0 35 30-23-4
10/30/1948	Williamsburg, Va.	L	6 14 30-24-4
10/29/1949	Richmond, Va.	L	0 34 30-25-4
12/2/1950	Williamsburg, Va.	L	6 40 30-26-4
10/27/1951	Richmond, Va.	L	14 20 30-27-4
10/24/1952	Williamsburg, Va.	L	13 42 30-28-4
11/14/1953	Richmond, Va.	L	0 21 30-29-4
11/25/1954	Richmond, Va.	L	0 2 30-30-4
11/24/1955	Richmond, Va.	T	6 6 30-30-5
11/22/1956	Richmond, Va.	W	6 0 31-30-5
11/28/1957	Richmond, Va.	W	12 7 32-30-5
11/27/1958	Richmond, Va.	L	15 18 32-31-5
11/21/1959	Richmond, Va.	W	20 12 33-31-5
11/24/1960	Richmond, Va.	W	19 0 34-31-5
11/23/1961	Richmond, Va.	W	36 18 35-31-5
11/22/1962	Williamsburg, Va.	W	15 3 36-31-5
11/23/1963	Richmond, Va.	L	6 29 36-32-5
11/26/1964	Richmond, Va.	L	13 33 36-33-5
11/20/1965	Richmond, Va.	L	0 21 36-34-5
11/19/1966	Richmond, Va.	L	19 35 36-35-5
11/19/1967	Williamsburg, Va.	W	16 7 37-35-5
11/23/1968	Richmond, Va.	W	31 6 38-35-5
11/22/1969	Williamsburg, Va.	W	28 17 39-35-5
11/21/1970	Richmond, Va.	L	33 34 39-36-5
11/20/1971	Williamsburg, Va.	W	21 19 40-36-5
11/18/1972	Richmond, Va.	W	20 3 41-36-5
11/17/1973	Williamsburg, Va.	W	



# RECORD VERSUS ALL OPPONENTS

Team	Gm	First	Last	W	L	T	Georgia State	1	2012	2012	1	0	0	Richmond Blues	4	1912	1916	2	1	1
Alabama	1	1961	1961	0	1	0	Guilford	1	1945	1945	1	0	0	Richmond Indians	1	1905	1905	1	0	0
Albany	8	2013	2023	8	0	0	Hampden Sydney	59	1892	1954	34	16	9	Roanoke	17	1912	1938	7	6	4
Allegheny Institute	1	1893	1893	1	0	0	Hampton	4	2005	2023	4	1	0	Rock Hill College	2	1910	1912	0	1	1
Appalachian State	8	1974	2009	3	5	0	Hampton A.C.	2	1895	1897	0	2	0	Rollins	2	1947	1948	0	1	1
Apprentice	5	1936	1940	4	0	1	Hofstra	7	1999	2009	4	3	0	Team	Gm	First	Last	W	L	T
Arkansas State	3	1979	2000	2	1	0	Hoge Academy	1	1902	1902	1	0	0	Rutgers	7	1923	1998	0	6	1
Army	1	1961	1961	0	1	0	Holy Cross	1	1964	1964	0	1	0	Sacramento State	1	2022	2022	0	1	0
Auburn	1	1980	1980	0	1	0	Howard	2	2017	2021	2	0	0	St. Alban's	1	1897	1897	0	1	0
Ball State	2	1974	1975	0	2	0	Illinois State	1	2015	2015	1	0	0	St. Francis	2	2018	2022	2	0	0
Boston College	6	1951	2019	1	5	0	Jacksonville	1	2019	2019	1	0	0	St. John's	3	1905	1926	1	2	0
Boston University	15	1962	1996	9	6	0	James Madison	39	1981	2021	18	21	0	Sam Houston State	1	2017	2017	0	1	0
Bowling Green	2	1980	1984	1	1	0	Johns Hopkins	5	1925	1929	2	3	0	South Carolina	1	1982	1982	0	1	0
Brown	1	1985	1985	1	0	0	Keswick School	1	1891	1891	0	1	0	Southern Miss	16	1962	1983	2	14	0
Bryant	1	2024	2024	1	0	0	Lafayette	3	1922	2005	0	3	0	Stony Brook	9	2007	2023	5	4	0
Bucknell	3	2000	2007	3	0	0	Lehigh	3	1998	2022	2	1	0	Stetson	1	1951	1951	0	1	0
Buffalo	2	1964	1965	0	2	0	Liberty	2	2013	2014	2	0	0	Syracuse	1	1963	1963	0	1	0
Camp Pickett	1	1942	1942	1	0	0	Louisville	1	1982	1982	0	1	0	Temple	1	2002	2002	0	1	0
Campbell	2	2023	2024	2	0	0	Lynchburg	8	1920	1930	8	0	0	Tennessee	1	1963	1963	0	1	0
Capital City A.C.	1	1893	1893	1	0	0	McCabe	2	1887	1888	0	2	0	Toledo	3	1968	1983	0	3	0
Catawba	1	1945	1945	0	1	0	Maine	30	1984	2023	16	14	0	Towson	13	2004	2024	9	4	0
Catholic	3	1916	1921	2	1	0	Maryland	19	1907	2015	4	13	2	Tulane	1	1903	1903	0	1	0
Central Florida	1	1983	1983	1	0	0	Massachusetts	26	1984	2011	12	14	0	Tulsa	1	1976	1976	0	1	0
Charleston Coast Guard	1	1943	1943	1	0	0	Miami	1	1952	1952	0	1	0	Vanderbilt	3	2001	2007	0	3	0
Charleston Southern	1	2024	2024	1	0	0	Michigan State	1	2023	2023	0	1	0	Villanova	39	1955	2022	14	25	0
Chattanooga	2	1976	1978	0	2	0	Mississippi State	2	1966	1969	0	2	0	Virginia	36	1893	2024	3	31	2
Cincinnati	6	1962	1981	3	3	0	Montana	2	2000	2008	1	1	0	Virginia Boat Club	2	1905	1909	1	0	1
Citadel	27	1937	1996	14	13	0	Morehead State	1	2014	2014	1	0	0	VMI	90	1893	2015	45	40	5
Coastal Carolina	2	2010	2014	1	1	0	Morgan State	2	2014	2023	1	1	0	Virginia Tech	52	1897	2021	10	38	4
Colgate	6	1983	2017	5	1	0	Navy	2	1926	1990	0	2	0	Wagner	1	2011	2011	1	0	0
Connecticut	10	1986	1999	1	9	0	New Hampshire	25	1986	2021	12	13	0	Wake Forest	17	1889	1987	7	9	1
Cornell	5	1927	1934	1	4	0	Newport News A. C.	1	1898	1898	0	1	0	Washington & Lee	25	1890	1953	7	18	0
Curtis Bay Coast Guard	1	1943	1943	1	0	0	Norfolk High	1	1904	1904	1	0	0	Western Illinois	1	1985	1985	1	0	0
Danville Military Acad.	1	1903	1903	0	0	1	Norfolk Marines	1	1943	1943	1	0	0	West Texas State	1	1966	1966	0	1	0
Davis & Elkins	1	1934	1934	1	0	0	Norfolk State	1	2016	2016	1	0	0	West Virginia	25	1950	1982	3	21	1
Davidson	29	1920	1973	19	9	1	Norfolk YMCA	1	1894	1894	0	0	1	William & Mary	134	1898	2023	65	64	5
Dayton	4	1957	1966	0	4	0	North Carolina	14	1892	1978	2	12	0	Wisconsin	1	1978	1978	0	1	0
Delaware	37	1931	2024	15	22	0	North Carolina A&T	3	2016	2024	3	0	0	Wofford	2	2007	2024	1	1	0
Delaware State	2	2023	2024	2	0	0	N.C. Central	1	2023	2023	1	0	0	Woodberry Forest	2	1900	1906	0	2	0
Duke	13	1924	2011	4	9	0	North Carolina State	20	1895	2013	1	18	1	Wyoming	2	1979	1980	0	2	0
Duquesne	1	1937	1937	0	1	0	North Dakota	1	2016	2016	1	0	0	Yale	1	2019	2019	0	1	0
East Carolina	24	1956	1982	11	13	0	North Dakota State	1	2015	2015	0	1	0	Youngstown State	1	2000	2000	1	0	0
Eastern Kentucky	2	2007	2008	2	0	0	North Texas	2	1977	1982	0	2	0							
Eastern Washington	1	2016	2016	0	1	0	Northeast Louisiana	2	1972	1973	1	1	0							
Elon	16	1928	2024	11	5	0	Northeastern	13	1984	2007	8	5	0							
Emory & Henry	9	1928	1936	3	6	0	Northern Iowa	1	2008	2008	1	0	0							
Florida	2	1963	1970	0	2	0	Oceana Naval Air Base	1	1945	1945	1	0	0							
Florida State	3	1959	1961	0	3	0	Old Dominion	2	2011	2012	0	2	0							
Fordham	3	1995	2019	1	1	1	Ohio University	3	1968	1983	1	2	0							
Fort Monroe	1	1904	1904	0	1	0	Pantops Academy	1	1899	1899	1	0	0							
Franklin & Marshall	3	1935	1940	0	2	1	Parsons	1	1967	1967	0	1	0							
Fredericksburg College	3	1900	1911	2	0	1	Pennsylvania	2	1981	1998	2	0	0							
Fulton Aviators	1	1918	1918	1	0	0	Petersburg A.C.	2	1888	1889	0	2	0							
Furman	25	1922	2005	15	10	0	Petersburg YMCA	2	1897	1903	2	0	0							
Gallaudet	2	1908	1913	1	1	0	Portsmouth A.C.	1	1899	1899	0	1	0							
Gardner-Webb	2	2012	2013	1	1	0	Portsmouth Fleet	1	1944	1944	0	1	0							
Gettysburg	1	1939	1939	1	0	0	Randolph Macon	87	1881	1957	57	23	7							
Georgetown	8	1894	2009	3	5	0	Rhode Island	23	1984	2023	17	6	0							
George Washington	17	1897	1962	9	8	0	Richmond A.C.	1	1897	1897	0	1	0							
Georgia	3	1975	1986	0	3	0	Richmond Air Base	2	1943	1944	2	0	0							

Totals	
Number of Games	1,323
Wins	592
Losses	678
Ties	53
Winning Percentage	.444



# TOP 25 / HOMECOMING RESULTS



## UR VS. THE TOP 25

(61-74 all-time - Since 1995)

Rank		UR Op		Opponent		UR Op	
Date	UR Op	Opponent	UR Op				
09/09/95	-- 19	at Massachusetts	W 21	7			
09/30/95	17 21	Boston Univ.	W 21	6			
10/14/95	12 8	at Delaware	L 0	15			
10/28/95	19 15	at James Madison	W 34	33			
11/11/95	13 25	at William & Mary	L 7	27			
10/12/96	-- 11	Delaware	L 7	14			
10/19/96	-- 13	James Madison	L 27	31			
10/26/96	-- 17	Villanova	L 3	20			
11/02/96	-- 20	at New Hampshire	L 13	14			
11/16/96	-- 7	William & Mary	L 13	28			
10/11/97	-- 6	at Delaware	L 7	24			
10/18/97	-- 3	Villanova	L 29	40			
11/14/98	11 12	Delaware	W 45	6			
11/21/98	6 13	William & Mary	W 42	17			
11/28/98	5 14	Lehigh NCAA	L 23	24			
10/02/99	-- 14	at Delaware	L 33	41			
10/16/99	-- 3	at Hofstra	W 31	21			
11/06/99	-- 17	Massachusetts	L 6	33			
11/03/99	-- 14	at James Madison	L 13	31			
09/16/00	-- 3	Massachusetts	W 31	24			
10/07/00	-- 7	Delaware	L 17	24			
10/28/00	-- 18	at Villanova	W 28	18			
11/11/00	-- 17	at James Madison	W 21	2			
11/25/00	-- 9	Youngstown State NCAA	W 10	3			
12/02/00	-- 1	at Montana NCAA	L 20	34			
09/29/01	13 14	Villanova	L 30	31			
10/25/01	-- 4	Rhode Island	W 28	0			
11/03/01	-- 5	Hofstra	L 21	35			
11/17/01	-- 25	William & Mary	L 20	23			
09/07/02	-- 9	Delaware	W 15	13			
09/21/02	22 7	Furman	L 7	17			
11/02/02	-- 20	Northeastern	L 21	24			
11/16/02	-- 11	Maine	L 14	21			
11/23/02	-- 24	at William & Mary	W 35	13			
09/13/03	-- 9	at Delaware	L 14	44			
09/20/03	-- 9	at Furman	L 17	31			
10/04/03	-- 23	at Maine	L 10	20			
11/01/03	-- 7	Villanova	L 13	42			
11/08/03	-- 4	at Massachusetts	L 17	30			
11/15/03	-- 23	at Northeastern	L 0	45			
09/18/04	-- 9	at Massachusetts	W 24	14			
10/09/04	-- 12	Maine	L 25	29			
10/16/04	-- 24	at Villanova	L 10	49			
10/23/04	-- 13	James Madison	L 20	26			
11/13/04	-- 11	Delaware	L 14	23			
11/20/04	-- 6	at William & Mary	L 14	38			
09/01/05	-- 15	Massachusetts	L 6	19			
10/15/05	-- 22	Delaware	W 20	10			
10/22/05	-- 23	Hofstra	(2OT) W 43	37			
10/29/05	-- 17	at James Madison	W 18	15			
11/26/05	12 2	at Hampton NCAA	W 38	10			
12/03/05	12 3	Furman NCAA	L 20	24			
10/07/06	7 1	at New Hampshire	L 17	27			
10/28/06	13 5	James Madison	L 10	27			
09/29/07	25 11	New Hampshire	W 45	38			
10/27/07	14 6	at James Madison	W 17	16			
11/03/07	11 23	Villanova	W 35	27			
11/10/07	8 6	at Delaware	(5OT) W 62	56			
11/17/07	7 --	William & Mary	W 31	20			
11/24/07	6 9	Eastern Kentucky NCAA	W 31	14			
12/01/07	6 11	at Wofford NCAA	W 21	10			
12/08/07	6 5	at Appalachian State NCAA	L 35	55			
8/30/08	4 15	at Elon	W 28	10			
9/6/08	3 --	at Virginia	L 0	16			
9/13/08	4 --	Towson	W 45	14			
9/20/08	2 --	Maine	W 44	17			
9/27/08	1 19	at Villanova	L 20	26			
10/4/08	6 --	at VMI	W 57	16			
10/11/08	5 1	James Madison	L 31	38			
10/18/08	9 10	at Massachusetts	W 30	15			
10/25/08	9 --	Georgetown	W 48	0			
11/8/08	7 --	at Hofstra	W 34	14			
11/15/08	7 --	Delaware	W 31	14			
11/22/08	7 16	at William & Mary	W 23	20			
11/29/08	7 21	Eastern Kentucky NCAA	W 38	10			

12/6/08	7 2	at Appalachian State NCAA	W 33	13
12/13/08	7 4	at Northern Iowa NCAA	W 21	20
12/19/08	7 5	vs Montana NCAA CHAMPIONSHIP	W 24	7
10/10/09	1 13	at James Madison	W 21	17
10/24/09	1 24	Massachusetts	W 34	12
11/7/09	1 4	Villanova	L 20	21
11/21/09	4 5	William & Mary	W 13	10
11/28/09	4 9	Elon NCAA	W 16	13
12/5/09	4 5	Appalachian State NCAA	L 31	35
9/18/10	9 7	Elon	(OT) W 27	21
9/25/10	7 7	Delaware	L 13	34
10/9/10	11 22	at New Hampshire	L 0	17
10/16/10	20 8	at Massachusetts	W 11	10
10/30/10	14 5	at Villanova	L 7	28
11/6/10	20 22	James Madison	(OT) W 13	10
11/20/10	18 6	at William & Mary	L 3	41
9/24/11	5 11	New Hampshire	L 43	45
10/1/11	9 9	at James Madison	L 7	31
10/8/11	14 25	at Towson	L 28	31
10/22/11	18 9	Maine	L 22	23
11/5/11	-- 12	at Old Dominion	L 28	42
11/12/11	-- 15	at Delaware	L 10	24
9/29/12	-- 4	Old Dominion	L 37	45
10/13/12	-- 12	at New Hampshire	L 40	44
10/20/12	-- 2	James Madison	W 35	29
10/12/13	-- 21	at James Madison	L 31	38
10/26/13	-- 8	Towson	L 32	48
11/16/13	-- 21	at Delaware	W 46	43
11/23/13	-- 19	William & Mary	W 31	20
9/20/14	17 7	New Hampshire	L 26	29
11/1/14	13 4	Villanova	W 10	9
11/15/14	14 25	James Madison	L 20	55
11/22/14	21 22	William & Mary	W 34	20
12/6/14	18 6	Coastal Carolina NCAA	L 15	36
10/24/15	11 4	at James Madison	W 59	49
11/14/15	14 7	William & Mary	W 20	9
12/5/15	12 13	William & Mary	W 48	13
12/11/15	12 2	at Illinois State	W 39	27
12/18/15	12 2	at North Dakota State	L 7	33
09/24/15	7 21	Colgate	W 38	31
10/08/16	6 16	at Albany	W 36	30
10/15/16	6 13	Villanova	W 23	0
12/03/16	12 8	at North Dakota	W 27	24
12/10/16	12 3	at Eastern Washington	W 0	38
09/01/17	7 3	at Sam Houston State	L 34	48
09/09/17	9 25	at Colgate	W 20	17
10/07/17	14 24	Albany	W 41	38
10/28/17	17 22	Stony Brook	L 24	27
11/04/17	-- 20	at Villanova	W 22	0
11/11/17	-- 1	at James Madison	L 13	20
09/22/18	-- 19	at Stony Brook	L 10	36
09/29/18	-- 2	Delaware	L 10	63
10/20/18	-- 11	at Elon	L 28	38
11/10/18	-- 16	Maine	L 9	28
09/14/19	-- 25	Elon	L 20	42
10/12/19	-- 18	at Maine	W 24	17
10/26/19	-- 19	at Delaware	W 35	25
11/02/19	-- 20	Stony Brook	W 30	10
11/09/19	-- 18	at Villanova	L 28	35
11/16/19	-- 2	at James Madison	L 6	48
04/17/21	-- 1	at James Madison	L 6	23
09/18/21	18 9	at Villanova	L 27	34
10/16/21	-- 7	James Madison	L 3	19
10/1/22	22 23	Elon	L 27	30
10/15/22	16 21	Villanova	W 20	10
11/05/22	14 17	New Hampshire	W 40	34
11/19/22	11 8	William & Mary	L 37	26
10/14/23	-- 22	Rhode Island	W 24	17
12/2/23	22 5	UAlbany NCAA	L 41	13

## UR AS A TOP 25 TEAM

(113-59-1 Since 1995)

Rank		UR Op		Opponent		UR Op	
Date	UR Op	Opponent	UR Op				
09/16/95	20 --	The Citadel	W 17	13			
09/30/95	17 21	Boston University	W 21	6			
10/07/95	12 --	Northeastern	(2OT) W 26	23			
10/14/95	12 8	at Delaware	L 0	15			
10/21/95	16 --	at Fordham	T 3	3			
10/28/95	19 15	at James Madison	W 34	33			
11/04/95	16 --	New Hampshire	W 7	3			
11/11/95	13 25	at William & Mary	L 7	27			
11/18/95	18 --	at Villanova	L 0	28			
09/05/98	20 --	at Rutgers	L 6	7			
11/07/98	20 --	at Villanova	W 28	14			
11/14/98	11 12	Delaware	W 45	6			
11/21/98	6 13	William & Mary	W 42	17			
11/28/98	5 14	Lehigh NCAA	L 23	24			
09/30/00	20 --	at Arkansas State	W 30	27			
10/07/00	16 7	Delaware	L 17	24			
10/14/00	19 --	at New Hampshire	W 31	10			
10/21/00	19 --	Maine	W 17	6			
10/28/00	16 18	at Villanova	W 28	18			
11/04/00	13 --	at Rhode Island	(OT) W 13	10			
11/11/00	11 17	James Madison	W 21	2			
11/18/00	10 --	at William & Mary	W 21	18			
11/25/00	10 9	Youngstown State NCAA	W 10	3			
12/02/00	6 1	at Montana NCAA	L 20	34			
09/01/01	14 --	at Virginia	L 16	17			
09/22/01	13 --	at Vanderbilt	L 22	28			
09/29/01	13 14	Villanova	L 30	31			
10/06/01	24 --	at Maine	L 3	14			
09/21/02	22 7	Furman	L 7	17			
11/05/05	23 --	VMI	W 38	3			
11/12/05	18 --	at Towson	W 48	21			
11/19/05	17 --	William & Mary	W 41	7			
11/26/05	12 2	at Hampton NCAA	W 38	10			
12/03/05	12 3	Furman NCAA	L 20	24			
09/02/06	15 --	at Duke	W 13	0			
09/16/06	8 --	VMI	W 58	7			
09/23/06	7 --	Bucknell	W 48	21			
09/30/06	7 --	Northeastern	W 12	7			
10/07/06	7 1	at New Hampshire	L 17	27			
10/14/06	10 --	at Rhode Island	W 31	6			
10/21/06	10 --	Delaware	L 24	28			
10/28/06	13 5	James Madison	L 10	27			
11/04/06	15 --	at Villanova	L 21	31			
11/11/06	25 --	Towson	L 7	31			
09/29/07	25 11	New Hampshire	W 45	38			
10/06/07	14 --	at Towson	L 21	23			
10/13/07	20 --	Stony Brook	W 42	0			
10/20/07	18 --	Rhode Island	W 38	6			
10/27/07	14 6	at James Madison	W 17	16			
11/03/07	11 23	Villanova	W 35	27			
11/10/07	8 6	at Delaware	(5OT) W 62	56			
11/17/07	7 --	William & Mary	W 31	20			
11/24/07	6 9	Eastern Kentucky NCAA	W 31	14			
12/01/07	6 11	at Wofford NCAA	W 21	10			
12/08/07	6 5	at Appalachian State NCAA	L 35	55			
8/30/08	4 15	at Elon	W 28	10			
9/6/08	3 --	at Virginia	L 0	16			
9/13/08	4 --	Towson	W 45	14			
9/20/08	2 --	Maine	W 44	17			
9/27/08	1 19	at Villanova	L 20	26			
10/4/08	6 --	at VMI	W 57	16			



# TOP 25 / HOMECOMING RESULTS

11/29/08	7	21	Eastern Kentucky NCAA	W	38	10
12/6/08	7	2	at Appalachian State NCAA	W	33	13
12/13/08	7	4	at Northern Iowa NCAA	W	21	20
12/19/08	7	5	vs Montana NCAA CHAMPIONSHIP	W	24	7
9/6/09	2	--	at Duke	W	24	16
9/12/09	1	--	at Delaware	W	16	15
9/19/09	1	--	Hofstra	W	47	0
9/26/09	1	--	VMI	W	38	28
10/10/09	1	13	at James Madison	W	21	17
10/17/09	1	--	at Maine	W	38	21
10/24/09	1	24	Massachusetts	W	34	12
10/31/09	1	--	at Towson	W	42	14
11/7/09	1	4	Villanova	L	20	21
11/14/09	4	--	at Georgetown	W	49	10
11/21/09	4	5	William & Mary	W	13	10
11/28/09	4	9	Elon NCAA	W	16	13
12/5/09	4	5	Appalachian State NCAA	L	31	35
9/4/10	6	--	at Virginia	L	13	34
9/18/10	9	7	Elon <sup>(OT)</sup>	W	27	21
9/25/10	7	7	Delaware	L	13	34
10/2/10	11	--	Coastal Carolina	W	41	19
10/9/10	11	22	at New Hampshire	L	0	17
10/16/10	20	8	at Massachusetts	W	11	10
10/23/10	16	--	Towson	W	28	6
10/30/10	14	5	at Villanova	L	7	28
11/6/10	20	22	James Madison <sup>(OT)</sup>	W	13	10
11/13/10	21	--	Rhode Island	W	15	6
11/20/10	18	6	at William & Mary	L	3	41
9/3/11	16	--	at Duke	W	23	21
9/10/11	9	--	Wagner	W	21	6
9/17/11	6	--	VMI	W	34	19
9/24/11	5	11	New Hampshire	L	43	45
10/1/11	10	9	at James Madison	L	7	31
10/8/11	14	25	at Towson	L	28	31
10/22/11	18	9	Maine	L	22	23
11/3/12	22	--	Rhode Island	W	39	0
11/10/12	20	--	Delaware	W	23	17
11/17/12	20	--	at William & Mary	W	21	14
8/31/13	15	--	VMI	W	34	0
9/7/13	15	--	at N.C. State	L	21	23
9/14/13	15	--	at Gardner-Webb	L	10	12
9/21/13	23	--	Liberty	W	30	21
9/28/13	22	--	Maine	L	21	28
8/30/14	20	--	Morehead State	W	55	10
9/6/14	17	--	at Virginia	L	13	45
9/13/14	18	--	Hampton	W	42	17
9/20/14	17	7	New Hampshire	L	26	29
10/4/14	20	--	at Liberty (2ot)	W	46	39
10/11/14	22	--	at Albany	W	41	28
10/18/14	19	--	Rhode Island	W	37	0
10/25/14	16	--	at Elon	W	30	10
11/1/14	13	4	Villanova	W	10	9
11/8/14	8	--	at Maine	L	20	33
11/15/14	14	25	James Madison	L	20	55
11/22/14	21	22	at William & Mary	W	34	20
11/29/14	18	--	Morgan State NCAA	W	46	24
12/6/14	18	6	at Coastal Carolina NCAA	L	15	36
09/05/15	18	--	at Maryland	L	21	50
09/12/15	22	--	Hampton	W	31	28
09/19/15	22	--	VMI	W	42	10
10/03/15	19	--	Maine	W	48	17
10/10/15	16	--	Elon	W	27	14
10/17/15	13	--	at Rhode Island	W	37	12
10/24/15	11	4	at James Madison	W	59	49
10/31/15	6	--	Albany	W	38	31
11/07/15	5	--	at New Hampshire	L	25	30
11/14/15	9	--	at Villanova	L	20	21
11/21/15	14	7	William & Mary	W	20	9
12/5/15	12	13	William & Mary	W	48	13
12/11/15	12	2	at Illinois State	W	39	27
12/18/15	12	2	at North Dakota State	L	7	33
09/03/16	3	--	at Virginia	W	37	20

09/10/16	2	--	Norfolk State	W	34	0
09/17/16	2	--	at Stony Brook	L	14	42
09/24/16	7	21	Colgate	W	38	31
10/01/16	6	--	Towson	W	31	28
10/08/16	6	16	at Albany	W	36	30
10/15/16	6	13	Villanova	W	23	0
10/22/16	6	--	at Elon	W	35	7
11/05/16	6	--	James Madison	L	43	47
11/12/16	8	--	Delaware	W	31	17
11/19/16	8	--	at William & Mary	L	13	34
11/26/16	12	--	N.C. A&T	W	39	10
12/03/16	12	8	at North Dakota	W	27	24
12/10/16	12	3	at Eastern Washington	L	0	38
09/01/17	7	3	at Sam Houston State	L	34	48
09/09/17	9	25	at Colgate	W	20	17
09/16/17	6	--	Howard	W	68	21
09/22/17	6	--	Elon	L	33	36
10/7/17	14	24	Albany	W	41	38
10/14/17	13	--	at Towson	W	23	3
10/21/17	10	--	at Delaware	L	35	42
10/28/17	17	22	Stony Brook	L	24	27
09/04/21	22	--	Howard	W	38	14
09/11/21	22	--	Lehigh	W	31	3
09/18/21	18	9	at Villanova	L	27	34
09/25/21	21	--	at Virginia Tech	L	10	21
10/02/21	21	--	Elon	L	7	20
09/03/22	24	--	Virginia	L	34	17
09/24/22	22	--	Stony Brook	W	50	7
10/1/22	22	23	Elon	L	27	30
10/15/22	16	21	Villanova	W	20	10
10/22/22	19	--	Hampton	W	41	10
10/29/22	17	--	Maine	W	31	21
11/05/22	14	17	New Hampshire	W	40	34
11/19/22	11	8	William & Mary	L	37	26
12/03/23	13	2	at Sacramento State	L	38	31
09/02/23	16	-	Morgan State	L	17	10
11/25/23	22	13	North Carolina Central	W	49	27
12/2/23	22	5	UAlbany NCAA	L	41	13
8/31/24	12	-	Virginia	L	34	13
9/14/24	15	-	Wofford	L	26	19
9/28/24	23	-	Elon	W	27	17
10/5/24	21	-	North Carolina A&T	W	20	17
10/19/24	15	-	Delaware	W	28	9
10/26/24	13	-	at Bryant	W	41	14
11/2/24	12	-	Towson	W	35	24
11/9/24	9	-	Campbell	W	27	24

1951	William & Mary	L	14	20
1952	Virginia Tech	L	2	20
1953	William & Mary	L	0	21
1954	Wake Forest	W	13	0
1955	Davidson	W	19	0
1956	Virginia Tech	L	14	46
1957	George Washington	W	13	7
1958	The Citadel	W	20	0
1959	George Washington	W	26	0
1960	The Citadel	L	12	24
1961	Virginia Tech	W	11	0
1962	William & Mary	W	15	3
1963	Virginia Tech	L	13	14
1964	Furman	L	18	19
1965	The Citadel	L	0	24
1966	Furman	W	24	14
1967	The Citadel	W	20	3
1968	VMI	W	35	0
1969	The Citadel	W	45	18
1970	VMI	W	40	17
1971	Furman	W	20	0
1972	Davidson	W	20	14
1973	West Virginia	W	38	17
1974	VMI	W	17	14
1975	The Citadel	W	7	0
1976	East Carolina	L	10	20
1977	Virginia Tech	W	17	14
1978	North Carolina	W	27	18
1979	West Virginia	L	18	20
1980	VMI	L	17	22
1981	Wake Forest	L	22	34
1982	Rutgers	L	14	20
1983	Boston University	L	17	26
1984	VMI	W	45	3
1985	Northeastern	W	31	3
1986	VMI	W	40	9
1987	Rhode Island	W	27	14
1988	James Madison	L	13	25
1989	Connecticut	L	3	13
1990	Delaware	L	25	32
1991	Boston University	W	32	18
1992	Delaware	W	29	21
1993	Boston University	L	14	44
1994	James Madison	L	16	29
1995	New Hampshire	W	7	3
1996	James Madison	L	27	31
1997	Maine	W	17	14
1998	Delaware	W	45	6
1999	Massachusetts	L	6	33
2000	Maine	W	17	6
2001	Rhode Island	W	28	0
2002	James Madison	W	26	0
2003	VMI	W	35	25
2004	James Madison	L	20	26
2005	VMI	W	38	3
2006	James Madison	L	10	27
2007	Villanova	W	35	27
2008	Georgetown	W	48	0
2009	Villanova	L	20	21
2010	Towson	W	28	6
2011	Maine	L	22	23
2012	Rhode Island	W	39	0
2013	Albany	W	27	10
2014	Rhode Island	W	37	0
2015	Albany	W	38	31
2016	Villanova	W	23	0
2017	Stony Brook	L	24	27
2018	Villanova	L	9	28
2019	Stony Brook	W	30	10
2021	Towson	W	28	17
2022	New Hampshire	W	40	34
2023	Campbell	W	44	13
2024	Towson	W	35	24

## ON HOMECOMING

All-Time Record: 50-36-6 (.544)

Year	Opponent	Result
1929	Hampden-Sydney	L 8 13
1930	Hampden-Sydney	T 0 0
1931	Hampden-Sydney	W 9 0
1932	Hampden-Sydney	T 0 0
1933	Virginia Tech	L 0 7
1934	VMI	W 7 0
1935	Franklin & Marshall	T 6 6
1936	VMI	L 0 20
1937	VMI	L 7 21
1938	Washington & Lee	W 6 0
1939	VMI	T 0 0
1940	Washington & Lee	L 0 3
1941	Washington & Lee	L 0 21
1942	Virginia	T 7 7
1945	William & Mary	L 0 33
1946	Virginia	W 19 7
1947	VMI	W 21 20
1948	Virginia Tech	T 7 7
1949	William & Mary	L 0 34
1950	North Carolina State	L 0 7



# SPIDERS IN PRO FOOTBALL



**Bruce Allen, P**

Baltimore Colts, 1978

**David Ames, RB**

Denver Broncos, 1961

**Adrian Archie, LB**

Montreal Alouettes, 2003-04  
Atlanta Falcons, 2005

**John Armstrong, DB**

Buffalo Bills, 1987

**Shawn Barber, LB**

Washington Redskins, 1998-01  
Philadelphia Eagles, 2002, 2006  
Kansas City Chiefs, 2003-05  
Houston Texans, 2007

**Ian Beckstead, TE**

Ottawa Rough Riders, 1981-82  
Toronto Argonauts, 1983-85, 1987-92

**Joe Biscaha, WR**

New York Giants, 1959  
New England Patriots, 1960

**Bob Bleier, QB**

New England Patriots, 1987

**Chuck Boone, C**

Los Angeles Chargers, 1960

**Mike Bragg, P**

Washington Redskins, 1968-80  
Baltimore Colts, 1980-81

**Orlandus Branch, LB**

Dallas Cowboys, 1978

**Dejon Brissett, WR**

Toronto Argonauts, 2021

**Brian Brown, WR**

Dallas Cowboys, 2017  
Detroit Lions, 2018

**Carmen Cavalli, DE**

Oakland Raiders, 1960  
Philadelphia Eagles, 1961

**Ray Chase, DE**

Dallas Cowboys, 1979  
Washington Redskins, 1980

**Erik Christensen, E**

Washington Redskins, 1956

**Don "Red" Christman, C**

Boston Patriots

**Glenn Cook, DB**

Ottawa Rough Riders, 1980-81

**Bob Coolbaugh, WR**

Oakland Raiders, 1961

**Winston Craig, DL**

Philadelphia Eagles, 2017-18  
Pittsburgh Steelers, 2019

**Buddy Davis**

Detroit Lions, 1959

**Danny Desriveaux, WR**

Montreal Alouettes, 2007-11

**Claude Diggs, FB**

Green Bay Packers, 2003

**Reggie Diggs, WR**

Washington Redskins, 2016

**Bob Dunnington, RB**

New York Titans (Jets)

**Ray Easterling, DB**

Atlanta Falcons, 1972-79

**Ed Elliott, RB**

San Francisco 49ers

**Pete Emelianchick, WR**

Philadelphia Eagles, 1967

**Reggie Evans, RB**

Washington Redskins, 1982-84

**Ken Farrar, OL**

Baltimore Ravens, 2002

**Wayne Fowler, C**

Buffalo Bills, 1970

**Al Fronczek, T**

Brooklyn Dodgers

**Frank Gagliano, QB**

Hamilton Tiger Cats, 1960

**Kendall Gaskins, RB**

Buffalo Bills, 2013

Tennessee Titans, 2013  
New York Giants, 2014

San Francisco 49ers, 2014-15

**Walker Gillette, WR**

San Diego Chargers, 1970-71  
St. Louis Cardinals, 1972-74  
New York Giants, 1974-77

**Maurice Glenn, DB**

Miami Dolphins, 1995

**Bruce Gossett, K**

Los Angeles Rams, 1964-69  
San Francisco 49ers, 1970-74

**Lyle Graham, C**

Philadelphia Eagles, 1941

**Marvin Hargrove, WR**

Philadelphia Eagles, 1990  
Raleigh-Durham Skyhawks (WL),  
1991  
London Monarchs (WL), 1992

**Tim Hightower**

Arizona Cardinals, 2007-10  
Washington Redskins, 2011-12

**John Hilton, TE**

Pittsburgh Steelers, 1965-69  
Minnesota Vikings, 1970

Green Bay Packers, 1970

Detroit Lions, 1972-73

Orlando Blazers (WL), 1974

Chicago Bears (Coach), 1975-77

Washington Redskins (Coach),  
1978-80

**Dick Humbert, WR**

Philadelphia Eagles, 1941; 1945-50

**Dick Irvin, G**

Montreal Alouettes, 1970

**Art Jones, RB**

Pittsburgh Steelers, 1941; 1945

**David Jones, S**

New England Patriots, 2017-18  
Detroit Lions, 2019

**Dwaune Jones, WR**

Cleveland Browns, 2000  
Seattle Seahawks, 2001  
Berlin Thunder, 2001  
Houston Texans, 2002-04

**Brian Jordan, DB**

Buffalo Bills, 1989  
Atlanta Falcons, 1989-91

**Matt Joyce, DL-OL**

Dallas Cowboys, 1994  
Seattle Seahawks, 1995-96  
Arizona Cardinals, 1996-2000  
Detroit Lions, 2001-04

**Pat Kelly, LB**

Baltimore Colts, 1974

**Joe Kessel, G**

Hamilton Tiger Cats, 1963

**Eric King, OL**

Kansas City Chiefs, 1999-2000  
Seattle Seahawks, 2000  
Scotland Claymores, 2001

**Harry Knight, QB**

Oakland Raiders  
Winnipeg Blue Bombers, 1975-81

**Kirk Kressler, TE**

Pittsburgh Steelers, 1965

**Taylor Lackey, DB**

San Francisco 49ers, 1986

**Pat Lamberti, LB**

Denver Broncos, 1961  
New York Jets, 1961

**Kyle Lauletta, QB**

New York Giants, 2018-19  
Philadelphia Eagles, 2019  
Atlanta Falcons, 2020-21  
Cleveland Browns, 2021

**Fritz Laurinaitis, G**

Brooklyn Dodgers

**Paris Lenon, LB**

Carolina Panthers, 2000

Green Bay Packers, 2001-05

Detroit Lions, 2006-08

New England Patriots, 2008-09

Arizona Cardinals, 2010-12

Denver Broncos, 2013

**Alex Light, OL**

Green Bay Packers, 2018-20  
Dallas Cowboys, 2020

**Jim Livesay, WR**

St. Louis Cardinals, 1971

**Mike Mahoney, WR**

New York Giants, 1975

**Tafon Mainsah, CB**

Ottawa Redblacks, 2018-19

**Fred Mancuso, G**

New York Jets, 1963

**Erwin Matthews, RB**

New York Jets, 1989  
Toronto Argonauts, 1991

**Justin McElfish, OL**

Washington Redskins, 2003

**Doug McGee, OG**

Ottawa Rough Riders, 1977-81

**Jim McGinnis**

Washington Redskins

**Marc Megna, LB**

New York Jets, 1999  
New England Patriots, 1999-2000  
Cincinnati Bengals, 2000  
Barcelona Dragons, 2000  
Berlin Thunder, 2001  
Montreal Alouettes, 2002-04

**Leland Melvin, WR**

Detroit Lions, 1986  
Toronto Argonauts, 1987  
Dallas Cowboys, 1987

**Al Milling, OG**

Philadelphia Eagles, 1942

**Buzz Montsinger, DE**

Dallas Cowboys, 1970

**Muneer Moore, WR**

Denver Broncos, 2000-01

**Jeff Nixon, DB**

Buffalo Bills, 1979-84

**Buster O'Brien, QB**

San Francisco 49ers, 1969

**Winston October, CB**

Montreal Alouettes, 1999-2000  
Washington Redskins, 2001  
Edmonton Eskimos, 2002-04

**Ace Owens, DT**

Winnipeg Blue Bombers, 1976-77

**Frank Pajaczkowski, RB**



# SPIDERS IN PRO FOOTBALL

San Francisco 49ers

**John Palazeti, RB**

Ottawa Rough Riders, 1976-81

**Martin Parker, DT**

New York Giants, 2011-12

**Lee Pearson, E**

New York Jets

**Mark Philp, P**

Ottawa Rough Riders, 1980-81

**George Rapp, E**

New York Jets

**Barry Redden, RB**

Los Angeles Rams, 1982-86  
San Diego Chargers, 1987-88  
Cleveland Browns, 1989-90

**Charlie Richards, QB**

Los Angeles Rams, 1971

**Justin Rogers, CB**

Buffalo Bills, 2010-13  
Houston Texans, 2013  
Kansas City Chiefs, 2013  
Washington Redskins, 2014-15

**Michael Rogers, OL**

New England Patriots, 2005

**Jacob Ruby, OL**

Montreal Alouettes, 2015-16  
Edmonton Eskimos, 2017-20  
Ottawa RedBlacks, 2021

**Mark Seale, DT**

Ottawa Rough Riders, 1982-88

**Arman Shields, WR**

Oakland Raiders, 2007-08

**Lawrence Sidbury, DE**

Atlanta Falcons, 2008-12  
Indianapolis Colts, 2013  
Tampa Bay Buccaneers, 2014-15

**Cortrell Simpson, WR**

Tampa Bay Buccaneers, 2019

**Barty Smith, RB**

Green Bay Packers, 1974-80

**James Smith, DB**

Houston Oilers, 1991  
Baltimore Stallions, 1994

**Ron Smith, QB**

Los Angeles Rams, 1965  
Pittsburgh Steelers, 1966

**Matt Snider, FB**

Green Bay Packers, 1999-2000  
Houston Texans, 2001-02

**Rick Sowieta, LB**

Toronto Argonauts 1977-78  
Ottawa Roughriders, 1979

**Bryson Spinner, QB**

Jacksonville Jaguars, 2004  
Washington Redskins, 2005

**Earl Stoudt, RB**

Hamilton Tiger Cats, 1962

**Rahmaan Streater, DL**

Washington Redskins, 1998-99  
Jacksonville Jaguars, 1999-2000  
Seattle Seahawks, 2000

**Cooper Taylor, DB**

New York Giants, 2013-present

**Don Thompson, T**

Baltimore Colts, 1962-63  
Philadelphia Eagles, 1964

**Mark Thompson, LB**

Montreal Alouettes, 2003-04

**Brendan Toibin, PK**

Washington Redskins, 1987

**Ryan Tolhurst**

Carolina Panthers, 2002-03  
Montreal Alouettes, 2004

**Wayne Tosh, S**

Ottawa Rough Riders, 1972-74

**Kobie Turner, DL**

Los Angeles Rams, 2023

**Reuben Turner, DB**

Ottawa Roughriders, 1981

**Stacy Tutt, HB**

New York Jets, 2006-07

**Reece Udinski, QB**

Montreal Allouettes, 2022

**Josh Vaughan, RB**

Tampa Bay Buccaneers, 2008-09  
Carolina Panthers, 2010-11  
Atlanta Falcons, 2012-13

**Bill Ventura, DE**

Baltimore Colts, 1963-64

**Louis Wacker, B**

Detroit Lions

**Eric Ward, QB**

Edmonton Eskimos, 2011

**Rafe Wilkinson, LB**

Denver Broncos, 1988  
Raleigh Skyhawks (WLAFL), 1991

**Seth Williams, CB**

New York Giants, 2010-11

**Kerry Wynn, DL**

New York Giants, 2014-18  
Cincinnati Bengals, 2019-20

**Sam Yaffa, RB**

Chicago Bears, 1991

## SPIDERS IN THE NFL DRAFT

No.	Year	Name	Pos.	Round	Pick	Team
1.	1941	Art Jones	B	1st	11	Philadelphia Eagles
2.	1944	Courtney Lawlor	B	24th	252	Boston Yanks
3.	1947	Ulysses S. Savage	E	12th	99	Washington Redskins
4.	1947	Tom Nichols	B	18th	159	Washington Redskins
5.	1950	Wes Curtier	T	29th	378	Philadelphia Eagles
6.	1954	Ed Elliott	B	15th	178	Los Angeles Rams
7.	1955	Erik Christensen	E	7th	76	Washington Redskins
8.	1956	Frank Pajaczkowski	B	4th	40	San Francisco 49ers
9.	1956	Lou Wacker	B	11th	122	Detroit Lions
10.	1958	Dick Eaton	C	17th	197	Chicago Bears
11.	1958	Fred Wilt	T	17th	198	Washington Redskins
12.	1959	Pat Lamberti	E	13th	146	Chicago Cardinals
13.	1959	Buddy Davis	B	21st	245	Detroit Lions
14.	1959	Joe Biscaha	E	27th	323	New York Giants
15.	1960	David Ames	B	16th	186	Pittsburgh Steelers
16.	1961	Bob Coolbaugh	E	12th	157	Washington Redskins
17.	1962	Mel Rideout	QB	18th	247	Baltimore Colts
18.	1963	Bill Ventura	T	5th	61	Baltimore Colts
19.	1964	John Hilton	TE	6th	76	Detroit Lions
20.	1964	Ron Smith	QB	10th	131	Los Angeles Rams
21.	1968	Mike Bragg	P	5th	117	Washington Redskins
22.	1969	Buster O'Brien	QB	17th	425	Denver Broncos
23.	1970	Walker Gillette	WR	1st	15	San Diego Chargers
24.	1970	Wayne Fowler	T	7th	161	Buffalo Bills
25.	1971	Jim Livesay	WR	3rd	61	St. Louis Cardinals
26.	1971	Charlie Richards	QB	11th	280	Los Angeles Rams
27.	1972	Ray Easterling	DB	9th	223	Atlanta Falcons
28.	1974	Barty Smith	RB	1st	12	Green Bay Packers
29.	1974	Pat Kelly	LB	15th	369	Baltimore Colts
30.	1975	Mike Mahoney	WR	9th	210	New York Giants
31.	1975	Harry Knight	QB	9th	232	Oakland Raiders
32.	1978	Bruce Allen	P	12th	329	Baltimore Colts
33.	1979	Jeff Nixon	DB	4th	87	Buffalo Bills
34.	1982	Barry Redden	RB	1st	14	Los Angeles Rams
35.	1982	Mark Seale	DT	12th	323	New York Giants
36.	1986	John Armstrong	WR	11th	286	Minnesota Vikings
37.	1986	Leland Melvin	WR	11th	290	Detroit Lions
38.	1987	Rafe Wilkinson	LB	10th	278	Denver Broncos
39.	1989	Brian Jordan	DB	7th	173	Buffalo Bills
40.	1991	James Smith	DB	11th	294	Houston Oilers
41.	1998	Shawn Barber	LB	4th	113	Washington Redskins
42.	1999	Marc Megna	LB	6th	183	New York Jets
43.	1999	Eric King	OG	7th	220	Kansas City Chiefs
44.	2000	Muneer Moore	WR	5th	154	Denver Broncos
45.	2008	Arman Shields	WR	4th	125	Oakland Raiders
46.	2008	Tim Hightower	RB	5th	149	Arizona Cardinals
47.	2009	Lawrence Sidbury	DE	4th	125	Atlanta Falcons
48.	2010	Justin Rogers	CB	7th	206	Buffalo Bills
49.	2013	Cooper Taylor	DB	5th	152	New York Giants
50.	2018	Kyle Lauletta	QB	4th	108	New York Giants

**John Yarbrough, OL**

Chicago Bears, 1919  
Hamilton Tiger-Cats, 2021  
Houston Gamblers (USFL), 2022  
Houston Roughnecks (XFL), 2023

**Larry Zunich, HB**

St. Louis Cardinals, 1967-68  
Pittsburgh Steelers, 1966



# COACHING RECORDS

## Cumulative Coaching Records

Name	Seasons	Yrs	Gms	W	L	T	Pct.
M.C. Taylor	1881	1	2	2	0	0	1.000
C.M. Hazen	1882-88	4	8	4	4	0	.500
H.R. Hundley	1887	1	2	1	1	0	.500
Frank Johnson	1889	1	3	1	2	0	.333
C.T. Taylor	1890	1	3	0	3	0	.000
Dana Rucker	1891, 1893-95	4	19	3	13	3	.188
Penwick Shelton	1892	1	5	2	3	0	.400
Bill Wertenbaker	1897	1	8	3	5	0	.375
O.L. Owen	1898	1	7	3	3	1	.500
Julian Hill	1899	1	4	2	2	0	.500
Edward Kenna	1900	1	7	3	4	0	.429
Garnett Nelson	1901	1	6	1	5	0	.167
Graham Hobson	1902	1	6	3	3	0	.500
Fred Vail	1903	1	10	6	3	1	.600
Harry Wall	1904	1	6	1	5	0	.167
E.A. Dunlop, Jr.	1905-09, 1912	6	55	18	32	5	.373
E.V. Long	1910	1	8	1	6	1	.143
Sam Honaker	1911	1	8	0	6	2	.000
Frank Dobson	1913-17, 1919-33	20	175	79	78	18	.503
Robert Marshall	1918	1	5	3	1	1	.750
Glenn Thistlethwaite	1934-41	8	76	41	26	9	.586
John Fenlon	1942, 1946-47	3	30	12	15	3	.444
Malcolm Pitt	1943-44	2	15	8	7	0	.533
George Hope	1945	1	8	2	6	0	.250
Karl Esleeck	1948-50	3	30	10	18	2	.357
Edwin Merrick	1951-65	15	146	53	87	6	.379
Frank Jones	1966-73	8	82	44	38	0	.537
Jim Tait	1974-79	6	65	21	44	0	.323
Dal Shealy	1980-88	9	100	43	57	0	.430
Jim Marshall	1989-94	6	66	19	47	0	.288
Jim Reid	1995-2003	9	102	48	53	1	.475
Dave Clawson	2004-2007	4	49	29	20	0	.592
Mike London	2008-2009	2	29	24	5	0	.828
Latrell Scott	2010	1	11	6	5	0	.545
Wayne Lineburg (Int)	2011	1	11	3	8	0	.273
Danny Rocco	2012-16	5	65	43	22	0	.662
Russ Huesman	2017-Present	8	85	50	35	0	.513
<b>1881-Present</b>	<b>143*</b>	<b>1,323</b>	<b>592</b>	<b>678</b>	<b>53</b>	<b>.444</b>	

\*141 seasons of football have been played since 1881 (no games were played in 1883, 1884, and 1896)

## Best One-Season Improvements


Improvement	Coach	Previous Year	Next Year	Season Note
+6 wins	Dave Clawson	3-8 2004	9-4 2005	NCAA Quarterfinals
+5 win	Danny Rocco	3-8 2011	8-3 2012	CAA Champions
	Dave Clawson	6-5 2006	11-3 2007	NCAA Semifinals
	Jim Reid	5-6 1999	10-3 2000	NCAA Quarterfinals
	Jim Marshall	2-9 1991	7-4 1992	Coach of the Year
	Dal Shealy	3-8 1983	8-4 1984	NCAA Quarterfinals



**Dal Shealy** helped engineer a five-game turnaround



**Ed Merrick** coached 15 Spiders that were drafted in the NFL.



Legendary UR coach **Frank Jones**, who passed away in July 2009 at the age of 90, led the Spiders to a win in the 1968 Tangerine Bowl.

## Best Single-Season Coaching Record

Year	Coach	W	L	T	Pct.
1. 1934	Glenn Thistlethwaite	8	1	0	.889
2. 1943	Malcolm Pitt	6	1	0	.857
3. 2009	Mike London	11	2	0	.846
4. 2008	Mike London	13	3	0	.813
5. 1939	Glenn Thistlethwaite	7	1	2	.800
	1973 Frank Jones	8	2	0	.800
7. 2007	Dave Clawson	11	3	0	.786
8. 2000	Jim Reid	10	3	0	.769
9. 1998	Jim Reid	9	3	0	.750
10. 1920	Frank Dobson	6	2	0	.750
11. 2012	Danny Rocco	8	3	0	.727
	1968 Frank Jones	8	3	0	.727



# ALL-TIME ROSTER

## A

Aaron, John..... 1985-1987  
 Abate, James..... 2017  
 Abell, Porter..... 2013-17  
 Abramowitz, Adam..... 2006-2008  
 Adams, Britt..... 1988  
 Adams, Dick..... 1975-1978  
 Adams, Steve..... 1977  
 Adams, Vidal..... 1990  
 Agnis, Brian..... 2006-2009  
 Ahnell, Ned..... 1985  
 Ahrens, Will..... 2019-21^  
 Albright, Bob..... 1964  
 Aldridge, Norris..... 1962-1963  
 Alkebu-Lan, Warith..... 1998-2002  
 Allanson, Dick..... 1966-1967  
 Allen, Bob..... 1972-1975  
 Allen, Bruce..... 1975-1977  
 Allen, James..... 1944  
 Allen, Noel..... 1891-1893  
 Alper, Daniel..... 2007-08  
 Alsheskie, Jayden..... 2021!  
 Altis, Jim..... 1968-1969  
 Altman, Judd..... 2002-2006  
 Altman, Rory..... 1990  
 Ames, David R..... 1955-1957  
 Amrhein, Ed..... 1972-1973  
 Amrhein, Jim..... 1970-1973  
 Amrhein, Joseph..... 1939-1941  
 Ancarrow, Edward..... 1910-1912  
 Ancarrow, Newton..... 1913-1914  
 Anderson, Chris..... 1995-1999  
 Anderson, Don..... 1948  
 Anderson, Emory..... 1927-1928  
 Anderson, Jordan..... 2004-2007  
 Anderson, Joshua..... 2015-17  
 Anderson, Keith..... 1986-1989  
 Anderson, Kevin..... 1993-1994  
 Anderton, Oscar..... 1902-1903  
 Anderson, Sam..... 1964-1965  
 Andress, Justin..... 1991  
 Andrews, Bob..... 1964-1965  
 Andrews, Mark..... 1927  
 Andrews, Tripp..... 1990-1992  
 Androconis, Leo J..... 1952-1954  
 Andrus, Mike..... 1974-1976  
 Antonucci, Leo E..... 1949-1951  
 Archie, Adrian..... 1998-2002  
 Arcudi, Joseph F..... 1958  
 Arey, Donald E..... 1951-1954  
 Arhein, Jim..... 1972-1973  
 Ariail, Jay..... 1993  
 Armstrong, John..... 1984  
 Arvai, Jay..... 1978  
 Ashe, Jonathan..... 2006-2009  
 Athey, Thomas..... 1890  
 Atkins, Presley..... 1907-1908  
 Attaway, Don..... 1965  
 Atwell, Paul A..... 1949-1950  
 Aucker, Mark..... 1985-1988  
 Austin, Dionte..... 2018-2019  
 Avoli, Gianfranco..... 1971-74

## B

Bagby, John..... 1898  
 Bagby, John H..... 1891  
 Bagby, John R., Jr..... 1887-1988  
 Bagby, L.R..... 1881  
 Bagby, Richard..... 2003  
 Bailey, Ken..... 1976  
 Baker, Cecil..... 1886-1888  
 Baker, Frank, Jr..... 1939-1941  
 Balam, Jim..... 1991  
 Baldwin, Jack..... 1970-1971  
 Ball, Carter..... 2004-2005  
 Ball, Dave..... 1976  
 Ballard, Wilmer..... 1928  
 Ballowe, Greg..... 1991-1993  
 Banks, Aaron..... 2018-2021^  
 Banks, Omar..... 1993-1995  
 Barber, Shawn..... 1994-1997  
 Barelli, John..... 1968-1970  
 Barham, Chuck..... 1978-1979  
 Barkley, Matt..... 1998-2002  
 Barkocy, Eugene J..... 1956-1957  
 Barnes, Eddie..... 1967-1969  
 Barnes, Rodney..... 2011-2012  
 Barnett, R.J..... 2010-2011  
 Barnett, Zander..... 2021-21  
 Barnette, Reggie..... 2010-14  
 Barnette, Stephen..... 2010-14  
 Barnhard, Roger..... 1977  
 Barton, Todd..... 1991-1992  
 Basham, Bobby..... 1998-1999  
 Bass, Marvin..... 1943  
 Battle, Nicholas..... 2005-2009  
 Bauder, William H., Jr..... 1951,  
 ..... 1953-54  
 Bayer, David..... 1981-1984  
 Beach, Brian..... 2002  
 Beadles, Walter..... 1918  
 Beagle, Mike..... 1978-1979  
 Beatty, Eric..... 1996-2000  
 Beazley, James..... 1909  
 Beck, James Harvey..... 1955-1956  
 Beckstead, Ian..... 1977-1979  
 Beers, Ryan..... 2002-2006  
 Beilein, Mark..... 2003  
 Belcher, Joseph..... 1928-1930  
 Bell, Calvin..... 1982-1984  
 Bell, Mark..... 1985-1988  
 Belli, Rob..... 1995-1996  
 Bellis, Charles..... 1941-1942  
 Bellissimo, Mike..... 1981-1984  
 Bellovay, Edward..... 1947  
 Bensley, Glenn..... 1984  
 Bente, William..... 1928  
 Bentley, W..... 1924  
 Benton, F.M..... 1910-1911  
 Berger, Clarence..... 1912  
 Berkowitz, Jeff..... 1987  
 Berry, Donald..... 1946-1947  
 Bertont, Robert West, Jr.... 1951-1954  
 Bethel, Ralph..... 1920-1923  
 Bevels, Jarmal..... 2014-18

Biemer, Drew..... 2000  
 Billingsley, Thomas..... 1946-1947  
 Binford, Jesse..... 1894-1895  
 Bingham, William..... 1941  
 Bischoff, Steve..... 1972  
 Bischoff, William..... 2005-2009  
 Biscaha, Joseph D..... 1956-1958  
 Bises, Joe..... 1968-1969  
 Bixiones, Mike..... 1967-1968  
 Black, Dante..... 2021-21^  
 Blackstock, Chad..... 1997-2001  
 Blake, Logan..... 2016  
 Blanchard, Art..... 1993-1996  
 Blankingship, Alexando..... 1919  
 Bleier, Bob..... 1985-1986  
 Blomquist, Dennis..... 1976-1977  
 Bloxom, Winfrey..... 1931  
 Bloxton, Benjamin..... 1897-1898  
 Bloxton, Percy..... 1894-1895  
 Blue, Walter..... 1997-2001  
 Blueford, Mylon..... 2011-2014  
 Blume, George..... 1911-1912  
 Bode, Harry..... 1945-1948  
 Boggess, Wheeler..... 1890  
 Boggs, John F..... 1958-1960  
 Bogle, Andrew..... 1997-2001  
 Bolen, Walter..... 1946-1948  
 Bolger, John..... 1971  
 Bonato, Lou..... 1974-1977  
 Bonser, Brandon..... 1988-1991  
 Booker, Andre..... 2015-18  
 Booker, Russell..... 1920-1923  
 Booker, Toby..... 1996-1999  
 Boone, Charles..... 1956-1960  
 Boothes, Rod..... 1990-1993  
 Borum, William..... 1886  
 Borum, George..... 1984  
 Boshier, Edwin..... 1895  
 Boshier, Percy..... 1891-1893  
 Bostick, Benjamin..... 1884-1885  
 Bostic, Pfffer..... 1899  
 Boston, Donte..... 2007-2009  
 Boston, George..... 2010-13  
 Bouilloux, Alex..... 2008-2009  
 Bounds, James..... 1997-1998  
 Bowen, Courtney..... 1940-1941  
 Bowen, Ron..... 1970  
 Bowens, Rodney..... 1992-1995  
 Bowler, Jack..... 2021!  
 Bowman, Phil..... 1968-1969  
 Boyd, Jack..... 1994  
 Boyer, Chase..... 2009-2012  
 Boyer, Chuck..... 1985-1988  
 Boyer, Steve..... 1998-2002  
 Boyle, Bill..... 1982  
 Boyle, Jeff..... 1980-1981  
 Bradshaw, Joel..... 1904  
 Bragg, Edward..... 1938-1939  
 Bragg, Mike..... 1965-1967  
 Bragg, Stanford..... 1901  
 Branch, Garland..... 1974-1975  
 Branch, Orlandus..... 1974-1977  
 Brandt, Ryan..... 2002-2006

Braun, Larry..... 1977-1980  
 Brayton, Ted..... 1987-1990  
 Breckenridge, Micah..... 2018-2019  
 Brent, Vann..... 1961  
 Bricker, Carl D..... 1951-1954  
 Brier, James Roy..... 1951-1954  
 Briggs, Joseph..... 1935  
 Brimm, Graham..... 1947-1948  
 Brinkley, Myron..... 1995  
 Brinkman, Bart..... 1982-1984  
 Brissett, Dejon..... 2015-18  
 Britton, Brian..... 1969-1970  
 Britton, Pete..... 1963  
 Broaddus, Charlie..... 2013  
 Broaddus, John..... 1899-1901  
 Broadus, David..... 2012-16  
 Brocato, Joe..... 1971-1972  
 Brooks, Caleb..... 2017-2021^  
 Brooks, Ernest..... 1935  
 Brooks, Mike..... 1995  
 Brotzman, Lloyd..... 1954  
 Brown, Andrew..... 2010-2012  
 Brown, Brian..... 2013-16  
 Brown, Chris..... 1993  
 Brown, F.W..... 1948  
 Brown, Isaac..... 2018-2021^  
 Brown, Jeremiah..... 2018-2019  
 Brown, J. Luther..... 1881-1885  
 Brown, Jeff..... 1980-1982  
 Brown, Jeremiah..... 2017  
 Brown, John R..... 1949-1951  
 Brown, Levi..... 2005-2006  
 Brown, L.H..... 1911  
 Brown, Pat..... 1985-1988  
 Brown, Ricky..... 1973-1976  
 Brown, Sterling..... 1990-1993  
 Browne, Jay..... 1979-1982  
 Browning, Reynold W..... 1953-1954  
 Bryer, Ben..... 2007-2011  
 Budd, Nkosi..... 2021!  
 Buffman, Robert J..... 1957-1960  
 Buhler, Chip..... 1988-1990  
 Bundick, George..... 1881  
 Burge, William..... 1937-1939  
 Burgess, John..... 1980-1982  
 Burgess, Scooter..... 1971  
 Burkhead, Mike..... 1985  
 Burnett, Charles..... 1893  
 Burnett, Ellis..... 1883-1884  
 Burnett, Henry..... 1892-1893  
 Burnette, Brian..... 2001-2005  
 Burnette, Josh..... 1999-2003  
 Burnley, Harden..... 1890  
 Burns, James J..... 1952  
 Burroughs, Mark..... 2004  
 Burton, Scott..... 1991-1994  
 Bush, T. Greene..... 1888  
 Butcher, Edward..... 1938-1939  
 Butkovich, Brad..... 1991-1994  
 Butler, Tony..... 1985-1988

## C

Calveric, Ethan..... 2021!  
 Cameron, Ryan..... 2002-2006  
 Cammach, John..... 1898-1900  
 Campbell, Devin..... 2016-2019  
 Campbell, Johnny..... 2002-2006  
 Campos, Joel..... 2018-2019  
 Canada, Kevin..... 1979-1980  
 Cannady, Jordan..... 2016-2018  
 Caprio, L.J..... 2006  
 Carayiannis, Jamie..... 1976-1978  
 Carbajal, Gabriel..... 2021!  
 Carey, Dickie..... 1975-1976  
 Carlton, Graham..... 1921-1922  
 Carmichael, Darrian..... 2009-2012  
 Carney, David..... 1995  
 Carney, Tom..... 1982-1984  
 Carovetta, Frederick D. 1957-1958  
 Carroll, Pat..... 2004, 2006-2007  
 Carson, Charles..... 1931  
 Carson, John..... 1911  
 Carswell, Robert..... 1935  
 Carter, Ashby..... 1910-1913  
 Carter, Harry..... 1915-1916,  
 ..... 1919-1920  
 Carter, Terry..... 1973-1975  
 Cash, Richard..... 1938  
 Castellano, Ben..... 2019-21^  
 Castro, Roberto..... 2015  
 Catanzarite, Brian..... 2021!  
 Catlett, Steve..... 1979-1981  
 Caughell, Billy..... 2015-2019  
 Cavalli, Carmen A..... 1956-1958  
 Cavanagh, Jason..... 1990-1993  
 Caverlee, Robert..... 1919  
 Cazalet, Ryan..... 2003  
 Cece, John..... 1983-1984  
 Celedonia, Gary..... 1979-1982  
 Cerick, Mike..... 1985-1988  
 Challenger, Brooks..... 1989-1991  
 Chamberlin, Luther..... 1906  
 Chambers, Merritt..... 1908  
 Chaltain, Victor..... 1931-1933  
 Chapman, David..... 1967-1971  
 Charles, Tony..... 2001  
 Charmock, Roger..... 1933  
 Chase, Joseph J..... 1952  
 Chase, Ray..... 1975-1977  
 Chenault, Reid..... 2016-2019  
 Chenault, Rodney..... 1988-1990  
 Chereson, John..... 2017  
 Cheshire, Bill..... 1976-1977  
 Childress, Cabell..... 1994  
 Childress, Dick..... 1975-1976  
 Childrey, Joseph..... 1891  
 Church, James..... 1983-1986  
 Christensen, Eric R., Jr.. 1951-1955  
 Christman, Don..... 1959-1960  
 Ciampoli, Anthony..... 1997-2000  
 Clark, Keith..... 1970-1972  
 Clement, Charles..... 1889-1892  
 Clise, Jake..... 2016  
 Close, Avery..... 2019-21^  
 Cloud, Cameron..... 2019-21^



# ALL-TIME ROSTER

Clyde, Andrew .....2014-2018  
 Cobbs, Andre .....2001-2003  
 Coburn, John ..... 1912-1915  
 Coco, Michael..... 1946  
 Coker, Clifton.....2000-2004  
 Coker, Jared .....2014-2015  
 Cole, D.B..... 1911-1912  
 Cole, Tyler .....2016-18  
 Coles, Malcolm ..... 1887  
 Coles, Tom ..... 1986-1988  
 Coleman, Jasmonn ..... 1994-1997  
 Coleman, John ..... 1985-1988  
 Coleman, Tim .....2017-2021^  
 Coleman, William..... 1907  
 Coleman, York..... 1904  
 Coll, Ryan..... 2019-21^  
 Collier, Chris ..... 1998-2002  
 Collier, C.L..... 1901  
 Colligans, Mike ..... 1984  
 Collins, Gordon.....2014-2018  
 Collins, Logan.....2005-2006  
 Collins, Vincent ..... 1939-1941  
 Collins, Wayne..... 1966  
 Cones, James..... 1974-1975  
 Coniker, Brendan .....2013-2017  
 Conklin, Christian .....2010-2014  
 Conrad, Bob ..... 1970-1971  
 Conrad, Steward ..... 1933  
 Conti, Tony ..... 1998-2002  
 Conway, Lance..... 1993-1995  
 Cooch, Chris..... 1975  
 Cooley, Casey.....2006-2009  
 Cook, Devin ..... 2015  
 Cook, Glenn ..... 1977-1978  
 Cook, Steve ..... 1993  
 Coolbaugh, Robert I. .... 1958-1960  
 Cooney, David..... 1994-1996  
 Copenhagen, Robert ..... 1918  
 Copley, Mike ..... 1974-1976  
 Coppola, Jim..... 1976-1978  
 Corey, Harry ..... 1887-1890  
 Corey, Rick ..... 1982-1983  
 Cornwell, Matthew ..... 1991-1994  
 Corp, Aaron.....2010-2011  
 Cosby, Anderson ..... 1914-1915  
 Cosgrove, Bryan ..... 2010  
 Costello, Tom ..... 1972-1973  
 Courter, Rob ..... 1988-1990  
 Cox, Christopher ..... 1915  
 Cox, William ..... 1881  
 Craft, Mike ..... 1983-1984  
 Craig, Carol..... 1975  
 Craig, Jon..... 1993-1995  
 Craig, Winston.....2013-2016  
 Craigie, Cormac..... 2011  
 Crawford, Ricky..... 1975-1976  
 Crawford, Robert ..... 1940-1941  
 Crenshaw, Jim..... 1967-1969  
 Crittenden, Christopher ..... 1892  
 Criswell, Don ..... 1967-1969  
 Crocker, T.J..... 1991-1993  
 Crocker, Travis ..... 1987-1988  
 Crockett, Albert..... 1904

Crone, John.....2004-2008  
 Croom, Russ..... 1969-1971  
 Crossman, George..... 1973-1974  
 Crum, Terry..... 1965-1967  
 Cunningham, Don..... 1995-1997  
 Curley, Philip J..... 1952-1955  
 Curtier, Wesley ..... 1946-1949  
 Curtis, Chaz..... 2001-2005  
 Cutler, Robert..... 1884-1887  
 Czirjak, William A. .... 1952-1953

## D

Dabney, Anthony.....2002-2006  
 Daly, Brian ..... 1991-1993  
 Daniel, Bill..... 1974  
 Daniel, Harry Lee.....2008-2009  
 Daniel, Mike ..... 1970  
 Dantzler, Kenny ..... 1999-2003  
 D'Arrigo, Arthur Guy .... 1957-1960  
 Darden, Fred..... 1883  
 Darden, Elton ..... 1883  
 Darney, Eddie.....2002-2005  
 Darrah, Merle ..... 1947  
 Daugherty..... 1960  
 Davenport, Tom ..... 1937  
 David, Jeff..... 1985-1988  
 Davidson, Ben .....2002-2005  
 Davis, Al..... 1979-1982  
 Davis, Ben ..... 1960  
 Davis, Charles..... 1895  
 Davis, Doug ..... 1965  
 Davis, Matt ..... 1995-1999  
 Davis, Mike..... 1989-1992  
 Davis, R.J. .... 1993  
 Davis, Vinny..... 1967-1971  
 Davis, Buddy..... 1955-1958  
 Davis, W. Hersey ..... 1908-1909  
 Davis, W. Wythe ..... 1881-1886  
 Day, Madison..... 2014-17  
 Dean, Dusty ..... 2005-2008  
 Deane, Ernest C. Jr., ..... 1955-1957  
 Dearing, Will ..... 2015  
 Decker, Jared.....2005-2009  
 Decker, John..... 1909-1911  
 Deco, Larry ..... 1961-1962  
 Deegan, John .....  
 Deeter, John ..... 1962-1963  
 Delgado, Dave ..... 1966-1968  
 DeMoss, Bryan.....2003-2007  
 DeMotte, Joseph..... 1923-1926  
 DeNoia, Mike..... 1966-1968  
 Denmead, Edward P..... 1957  
 Denton, Howard ..... 1935  
 Desriveaux, Danny .....2005-2006  
 Deveney, Connor .....2021-21^  
 DeVito, Rich ..... 1966-1967  
 DeWald, John ..... 2003-2006  
 Dexter, Richard ..... 1989-1990  
 Diaz, Gerry..... 1987-1988  
 Dickerson, J. Ben ..... 1929  
 Dickinson, Albert..... 1882-1885  
 Dickinson, Enders ..... 1932-1939  
 Dickinson, S.W. .... 1901

Diedrich, John..... 1932-1934  
 Diedrich, Robert..... 1933  
 Diggs, Claude..... 1998-2002  
 Diggs, Reggie .....2012-2015  
 Dillard, Greg..... 1989-1990  
 Dillon, Charles..... 1924  
 Dillon, Jesse..... 1925-1927  
 Di Servio, Anthony ..... 1945  
 Dixon, Grant .....2015-2017  
 Dobrucky, T.J. .... 2012-2013  
 Dobson, John..... 1932-1934  
 Dobyms, Casey .....2010-2011  
 Dodd, Steve ..... 1975  
 Doherty, Jack.....2017-2018  
 Dohrman, Henry ..... 1928-1930  
 Doley, John ..... 1931-1933  
 Dooley, Keith ..... 1971  
 Doolittle, Mike ..... 1970  
 Dorsey, Clark..... 1916-1917  
 Doughtrey, W. Bonnie .. 1893-1897  
 Douglas, Joe ..... 1994-1998  
 Drake, Caleb .....2014-2018  
 Dressler, Tyler .....2017-2021^  
 Drew, Bryan ..... 1982-1984  
 Drobney, Bob ..... 1961-1962  
 Dryden, James ..... 1944  
 Dubois, Napoleon ..... 1982-1984  
 Duch, Bobby..... 1970  
 Duke, Frank..... 1890-1894  
 Duke, Fred ..... 1898  
 Duke, William ..... 1891-1894  
 Dumas, Alphonse ..... 1987  
 Dunnington, Robert E. .... 1957-1958  
 Durell III, Edward C. .... 1967-1971  
 Durham, Nate..... 1995-1996  
 Durham, Terry ..... 1909  
 Durham, Walter ..... 1914-1915  
 Dussault, Mike ..... 1967-1969  
 Dustin, Chip..... 1985-1988  
 Duty, Larry ..... 1962  
 Duval, Robert, Jr. .... 1910-1912  
 Drew, Bryan ..... 1981  
 Dubois, Napoleon ..... 1981  
 Dunn, T.J..... 2016  
 Dykes, Aaron .....2018-2021^  
 Dzedziak, Donald D. .... 1955-1956

## E

Ealey, Johnnie ..... 1985-1987  
 Easterling, Ray..... 1969-1971  
 Eaton, Richard John ..... 1955-1957  
 Ebrecht, James..... 1997-1999  
 Edmiston, Jeff ..... 1991-1994  
 Edwards, Ben..... 2010-2013  
 Edwards, Christian.....2008-2009  
 Edwards, Chuck..... 1978  
 Edwards, David..... 1999-2003  
 Edwards, Weldon ..... 1971-1973  
 Edwards, Gary ..... 1976  
 Ehlers, Doug ..... 1982-1984  
 Ehmke, Konrad .....2021-21^  
 Ejoni, Gershom .....2015-2019  
 Ekwughalu, Prince..... 2021!

Elam, Rodney ..... 1973-1975  
 Eldridge, Ray..... 2018-2021^  
 Elia, Tom ..... 2019-21^  
 Elliott, Edward L., III ..... 1951-1954  
 Elliott, Rowland ..... 1943  
 Ellyson, Douglas..... 1898-1900  
 Ellyson, Henry, Jr. .... 1894-1895  
 Elmore, J. Laurens..... 1904-1906  
 Elrod, Joe ..... 1993-1996  
 Emelianchik, Pete ..... 1963-1964  
 England, Tommy ..... 1967  
 Engledove, Dustin ..... 2009  
 English, Beau..... 2019-21^  
 Enweze, Lawrence..... 2007-2009  
 Erickson, Robert ..... 1940-1942  
 Erickson, Tor..... 1993-1995  
 Essex, Homer..... 1931-1933  
 Eubank, Clay..... 1972-1974  
 Eubanks, Dutch ..... 1895  
 Evans, Bobi R. .... 1953-1954  
 Evans, Reggie..... 1978-1980  
 Evans, Thomas .....2012-2016  
 Everett, Don ..... 1966  
 Ey, Jeff ..... 1986-1988

## F

Fahnestock, Howard..... 1985-1987  
 Fahy, Chris ..... 1996-1997  
 Fairley, Nate ..... 2002-2004  
 Falls, Victor V. .... 1950  
 Faris, Wilson ..... 1937-1939  
 Farley, Adam..... 2011-2014  
 Farmer, Matt ..... 1993-1994  
 Farmer, William C. .... 1949  
 Farrar, Ken..... 1997-2001  
 Farris, William E. .... 1949-1950  
 Fazioli, Bill ..... 1968-1970  
 Feamster, Brandon ..... 2019  
 Feeley, Mike ..... 1973  
 Fenlon, Patrick ..... 1942-1946  
 Fenlon, Robert ..... 1941  
 Fessler, Charlie ..... 2019  
 Fick, Dorsey..... 1924  
 Field, James ..... 1881-1882  
 Field, Maxie..... 1881-1883  
 Fields, Chris..... 2000-2004  
 Figao, Thaos ..... 2021!  
 Finney, Kevin .....2009-2012  
 Finnigan, Brian.....2001-2002  
 Fisher, George ..... 1966  
 Fisher, Richard..... 1942  
 Fisher, Seth..... 2011-2015  
 Fitz, Dan ..... 1983-1984  
 Fitzgerald, Franklin..... 1995-1999  
 Fitzgerald, John ..... 2021-21  
 Fitzgerald, Lemual..... 1939-1941  
 Fitzhugh, William ..... 1939-1940  
 Fitzpatrick, Sean ..... 2013-14  
 Fleming, Herman ..... 1898-1899  
 Flood, Milton L. .... 1952  
 Flora, Joe..... 1972  
 Flynn, John..... 1983-1985  
 Folk, Carey..... 1886

Forbes, Jeff ..... 1988-1990  
 Ford, Robert..... 1946-1948  
 Fore, Joseph..... 2002-2005  
 Forte, Justin ..... 2005-2009  
 Fortunato, Joseph ..... 1940-1942  
 Foster, Zachary ..... 2007-2010  
 Foutz, Dick..... 1962  
 Fowler, Brad ..... 1995  
 Fowler, Newton O., Jr. .... 1950-1951  
 Fowler, Wayne..... 1968-1969  
 Fox, Clarence E., Jr..... 1958  
 Frazer, Goodwin ..... 1899-1901  
 Frazer, John ..... 1897-1898  
 Frazer, S.D. .... 1899  
 Francisco, Clyde..... 1936-1938  
 Franklin, James ..... 1892-1893  
 Fray, John..... 1921-1923  
 Freeman, David ..... 2001-2005  
 Freeman, Eric..... 1989-1991  
 Freeman, Jack ..... 1943  
 Frick, Virt ..... 1976-79  
 Frohbose, Fred..... 1939-1940  
 Fronczek, Andrew..... 1938-1940  
 Frostick, Douglas S. .... 1953-1956  
 Fugate, Watkins ..... 1929-1931  
 Fuller, David ..... 1959-1962  
 Fuller, Keyston..... 2019  
 Fullum, Terrence..... 2011-14  
 Fulton, Scott ..... 1998-2001  
 Funderburk, Tyrek ..... 2018-2021^  
 Frye, James Marion, Jr. .... 1952

## G

Gabrels, Jason..... 1992-1995  
 Gaghano, Francis X. .... 1958  
 Gallihugh, Dan ..... 1978-1981  
 Galloway, Wayne..... 2021-21^  
 Garcia Jr., Jerry..... 2021!  
 Garcia, Jocko ..... 1973-1974  
 Garcia, Walter T. .... 1951-1954  
 Gardner, Charles ..... 1881  
 Garnett, Rueben..... 1881  
 Garrett, E. Edwin ..... 1887-1888  
 Gaskins, Kendall ..... 2009-2012  
 Gasser, George..... 1943  
 Gaston, Fernando ..... 2014-2015  
 Gastrock, Jason ..... 2016  
 Gavlick, John F. .... 1951-1954  
 Gay, Jim ..... 1978-1981  
 Gaylord, William ..... 1935  
 Gaymon, Jamie..... 1995-1997  
 Gee, Alex ..... 2012-2013  
 Geoffroy, Ray ..... 1991-1994  
 George, John ..... 1910, 1912-1913  
 Geraghty, Will ..... 2015-2018  
 Gerdon, Steve ..... 1980-1981  
 Gerson, Jacob ..... 2011  
 Gibson, Frederick..... 1918  
 Gibson, William..... 1925  
 Gilchrist, Pat ..... 1994-1995  
 Giles, David ..... 1997-2001  
 Gill, Pettus ..... 1911  
 Gill, Ray ..... 1985



# ALL-TIME ROSTER

Gill, Robert ..... 1940-1942  
 Gill, Spencer ..... 1909  
 Gillespie, Kim ..... 1982  
 Gillette, Walker ..... 1967-1969  
 Gilliam, Ken ..... 1977-1978  
 Gilliam, Herbert ..... 1910  
 Gilliam, R.W., Jr. .... 1901-1902  
 Giska, Jason ..... 1994-1997  
 Gleason, John ..... 1942  
 Glenn, Maurice ..... 1991-1994  
 Gluhaich, Grant ..... 2018  
 Goad, Mike ..... 2009  
 Goddard, Deashawn ..... 1998-2002  
 Godsey, J. Cornelius ..... 1934-1936  
 Goetz, Eric ..... 1985  
 Goff, Ronnie ..... 1966  
 Goloboski, Adam ..... 2003-2006  
 Gonet, Cole ..... 2009-2012  
 Goodall, Xavier ..... 2016-2019  
 Goode, Eric ..... 1994-1997  
 Goode, Virgil ..... 1924-1925  
 Goodwin, Cary ..... 1994-1997  
 Gooch, Stanley ..... 1905-1906  
 Gordon, Milan ..... 1987  
 Gordon, Ronnie ..... 1963-1964  
 Gore, Arthur ..... 1936  
 Gorton, Frank ..... 1899  
 Goss, Ryan ..... 2007-2011  
 Gossett, Bruce ..... 1963  
 Gouveia, Keith ..... 2021!  
 Gracia, David ..... 2001-2004  
 Gragnani, L.R. .... 1945  
 Graham, Ellison ..... 1982-1983  
 Graham, Joseph ..... 1904  
 Graham, Khalil ..... 2005-2007  
 Graham, Lyle ..... 1934-1935  
 Graham, Paul ..... 1941-1942  
 Graham, Tremayne ..... 2007-2011  
 Grahovac, Chad ..... 1997-1998  
 Grant, Jeremiah ..... 2021-21^  
 Granuzzo, Mike ..... 1987  
 Grant, Justin ..... 2011-2014  
 Grant, Taylor ..... 2011-2012  
 Graves, Chance ..... 2021-21^  
 Graves, Charles ..... 1894  
 Gray, Cody ..... 2016-2018  
 Gray, Lance ..... 2002-2006  
 Gray, Troy ..... 1982-1984  
 Gray, Tre ..... 2007-2011  
 Grayson, Kevin ..... 2006-2009  
 Greaser, Ray ..... 1977  
 Gredell, Jason ..... 1991-1994  
 Green, Jacobi ..... 2012-2015  
 Greene, Guy ..... 1979-1981  
 Gregory, Donald R. .... 1956  
 Gregory, Greg ..... 1977-1978  
 Gregory, Kieran ..... 2013-2016  
 Griffin, Ja'Vion ..... 2021!  
 Griffin, John ..... 1940-1946  
 Grigg, Percy ..... 1923  
 Grooms, Greg ..... 1985  
 Gromin, John ..... 2001-2005  
 Grove, William ..... 1891-92, 94

Grubbs, Ronnie ..... 1963-1964  
 Gulick, Russell ..... 1946  
 Gulli, Jr., Joe ..... 2013  
 Gund, Austin ..... 2011-2014  
 Gunter, B.T., Jr. .... 1885-1887, 1890  
 Gunter, W. Fred ..... 1881-1884  
 Gunther, E. Douglas ..... 1927-1929  
 Gustus, Sean ..... 1998-2001  
 Guy, Luther ..... 1909

## H

Haddock, Edward ..... 1933  
 Haggerty, Bob ..... 1965-1966  
 Hairfield, Wade ..... 1973-1975  
 Hale, Matt ..... 2004-2006  
 Haley, Littleberry, Jr. .... 1883-1885  
 Hall, Aamir ..... 2021-21^  
 Hall, Arthur ..... 1898  
 Hall, Chuck ..... 1969-1970  
 Hallinan, Robert D. .... 1952-1954  
 Hamilton, Darryl ..... 2008-2012  
 Hamilton, Jerome ..... 1944  
 Hamlin, Jeremiah ..... 2014  
 Handy, S. Speiden ..... 1887-1889  
 Hanes, Fred ..... 1998-2001  
 Hanson, Jeff ..... 1969-1970  
 Hardy, Brad ..... 1983-1984  
 Hardy, Jackson ..... 2021-21^  
 Hargrove, Jeremiah ..... 2003-2004  
 Hargrove, Marvin ..... 1986-1989  
 Harper, Randy ..... 1984  
 Harrington, Ames ..... 1936  
 Harris, Andrew ..... 2003-2007  
 Harris, Ashbury ..... 1911  
 Harris, Bill ..... 1972  
 Harris, Brantley ..... 1988-1989  
 Harris, Campbell ..... 1944  
 Harris, George ..... 1892-1893  
 Harris, H. Herbert, Jr. .... 1882-1886  
 Harris, Nile ..... 2018-2021^  
 Harris, William ..... 1880-1885  
 Harrison, Edmund, Jr. .... 1891-1892  
 Harrison, Roger ..... 1891-1894  
 Harrison, Surry ..... 1943  
 Hart, Alan ..... 1912-1913  
 Hartley, Cole ..... 2017  
 Hassell, Doug ..... 1970  
 Hasty, Greg ..... 1982-1984  
 Hatcher, Derek ..... 2005-2009  
 Hatcher, Eldridge ..... 1884-1885  
 Haught, Denver ..... 1993-1994  
 Hawley, Rex ..... 1986-1989  
 Hayden, Josh ..... 1995-1998  
 Hayes, Jabril ..... 2021-21  
 Hayes, Justin ..... 2016-2017  
 Hayes, Warren ..... 1963  
 Haynes, Jerry ..... 1969-1971  
 Haynie, Dave ..... 1976-1977  
 Hayo, Bill ..... 1965  
 Hazen, Charles ..... 1882, 1889,  
 1892, 1894  
 Hazlett, Albert ..... 1909  
 Heagarty, Brooks ..... 2021-21^

Healy, Will ..... 2004-2008  
 Heath, Charles M. .... 1949-1950  
 Hedgepeth, Todd ..... 1984-1986  
 Hedrick, Sam ..... 2021!  
 Heffernan, Jim ..... 1942  
 Heggie, Brook ..... 1994-1997  
 Helkowski, D.J. .... 2014-2017  
 Helsel, Mike ..... 1993  
 Helton, Trae ..... 2004  
 Helvin, Jim ..... 1961-1962  
 Henderson, Jack ..... 2013-2014  
 Henderson, Mike ..... 1990-1993  
 Henderson, Robert ..... 1916  
 Henkes, Stephen ..... 1947-1948  
 Henley, Gilbert ..... 1945  
 Henley, Leroy ..... 2021-21^  
 Henrietta, Jack ..... 1984-1986  
 Henry, James ..... 1930-1931  
 Henry, John ..... 1983-1986  
 Hensley, David ..... 1946, 1948-1949  
 Herbert, Kyle ..... 1993  
 Herlocker, David ..... 2012-2015  
 Herock, Shaun ..... 1990-1993  
 Hess, Josh ..... 2012-15  
 Hews, Will ..... 2003-2004  
 Hicks, Nick ..... 2008-2012  
 Higgason, Edgar ..... 1894-1895  
 High, Caleb ..... 2011-2015  
 Hightower, Tim ..... 2004-2007  
 Hill, Albert ..... 1883-1886  
 Hill, Harold ..... 1996-2000  
 Hill, Jason ..... 1997-2001  
 Hill, Z.Y. .... 1926-1927  
 Hillegise, Donald A. .... 1955-1956  
 Hilton, John ..... 1961-1963  
 Hingst, Gannon ..... 2014-2017  
 Hingst, Gary ..... 1985-1987  
 Hinshaw, Remington ..... 2011-2012  
 Hite, Doug ..... 1984-1985  
 Hodge, Selton ..... 2012-2016  
 Hodges, George ..... 1946-1947  
 Hodges, Yewell ..... 1921-1922  
 Hodsdon, Dick ..... 1963-1964  
 Hofbauer, John ..... 1946-1948  
 Hoffman, James E. .... 1955-1957  
 Hogan, Terry ..... 1971-1972  
 Hohmann, Cornelius E. .... 1947-1950  
 Hoilette, Donovan ..... 2021!  
 Holladay, William ..... 1929  
 Holloway, Nick ..... 2013-2016  
 Holly, Danny ..... 1982-1985  
 Holmes, DeShawn ..... 2010-2014  
 Holmes, Noah ..... 2019-21\*  
 Holtorf, Brian ..... 1994-1996  
 Hood, Norman E. .... 1952-1954  
 Hoover, Milton ..... 1889-1893  
 Hope, George ..... 1931-1933  
 Hopkins, Eric ..... 1987-1990  
 Horan, Michael ..... 2016-2017  
 Horne, Mike ..... 1972-1975  
 Horner, Kyle ..... 1989-1990  
 Horsley, Bert ..... 1996-1999  
 Horton, David ..... 2005-2009

Hoskins, Stuart ..... 1937-1939  
 House, John C., Jr. .... 1949  
 Houston, Jason ..... 1999-2003  
 Howard, Andrew ..... 2006-2009  
 Howard, Milan ..... 2018-2021^  
 Howard, Omar ..... 2012-2016  
 Howe, Murrell ..... 1934-1935  
 Howell, Doug ..... 2008-2012  
 Howell, Frank ..... 2008-2011  
 Howell, Doug ..... 2008-2012  
 Howell, Frank ..... 2008-2011  
 Howell, Stephen ..... 2003-2007  
 Howell, William K. .... 1950-1952  
 Hubbell, Jay ..... 1904  
 Huddleston, Mike ..... 1976  
 Hudgins, Robert ..... 1900-1902  
 Hudgins, Edward ..... 1901-1904  
 Hudson, Garrett ..... 2015-2017  
 Huff, Francis ..... 1918  
 Huffman, Dick ..... 1960  
 Hughes, Braxton ..... 2018-2021^  
 Hughes, Todd ..... 2001  
 Huhn, Jacob ..... 2019-21^  
 Hulmes, Bobby ..... 2002-2004  
 Humbert, Dick ..... 1938-1940  
 Humphries, Ural ..... 1933-1934  
 Hundley, Henry ..... 1886-1887  
 Hunt, John ..... 1945  
 Hunter, Darren ..... 2000  
 Hurlburt, Chris ..... 2008-2009  
 Hurlburt, Josh ..... 2016-2019  
 Hurley, John ..... 1975  
 Hurt, G. William ..... 1881-1882  
 Hutchinson, Francis ..... 1912-1914

## I

Iamunno, Mike ..... 2016  
 Ignatius, Milt ..... 1970-1971  
 Imbornone, Elio ..... 1994-1997  
 Imobisa, Irabor ..... 2011  
 Ingle, Will ..... 2015-2017  
 Ireland, Michael ..... 2005-2009  
 Irvin, Dick ..... 1967-1969  
 Irvin, Mike ..... 1980-1981

## J

Jackson, Buster ..... 1974-1977  
 Jackson, Corey ..... 2007-2011  
 Jackson, Kameron ..... 2015  
 Jackson, Kevin ..... 1981-1982  
 Jackson, Maurice ..... 2016-2019  
 Jacob, Stephon ..... 2014-2018  
 Jacobs, Alexander ..... 1940, 1942  
 Jacobs, Bud ..... 1973  
 Jaffee, Harry ..... 1935  
 James, Chris ..... 2008-2009  
 James, Talon ..... 2018-2021\*  
 Janney, Mac ..... 1996-2000  
 Janney, Philip ..... 2000-2003  
 Jaques, Dan ..... 2018-2019  
 Jarrett, Edwin ..... 1944  
 Jasaitis, Victor ..... 1947  
 Jasper, Justin ..... 2018-21^

Jefferies, Quintarius ..... 2021-21^  
 Jeffers, William ..... 1945  
 Jefferson, Curtis ..... 1987-1990  
 Jenkins, Ricky ..... 1977-1979  
 Jennings, Jarvis ..... 1981-1982  
 Jeter, Bobby ..... 1989-1990  
 Jeter, Charles ..... 1930-1931  
 Johns, George Gerard .. 1951-1952  
 Johnson, Bobby ..... 1945-1947  
 Johnson, Brad ..... 1983  
 Johnson, Clement ..... 2000-2004  
 Johnson, Edward ..... 1942  
 Johnson, Eric ..... 1989-1992  
 Johnson, Frank ..... 1887-1890  
 Johnson, Henry ..... 1921-1923  
 Johnson, Jackie ..... 1976  
 Johnson, J. Newton ..... 1888-1889  
 Johnson, James ..... 1942-1944  
 Johnson, Jonathan ..... 2021-21^  
 Johnson, John W. .... 1909-1910,  
 ..... 1912  
 Johnson, Karl ..... 1990  
 Johnson, Kevin ..... 2015-2018  
 Johnson, Lesmond ..... 2015-2017  
 Johnson, Tommy ..... 1966-1967  
 Jones, Art ..... 1938-1940  
 Jones, Arthur ..... 1905  
 Jones, Barry ..... 1966  
 Jones, Callom, Jr. .... 1907  
 Jones, Catesby ..... 1913  
 Jones, Chapman ..... 1888-1889  
 Jones, Daniel ..... 2016-2019  
 Jones, David ..... 2012-2016  
 Jones, Dinky ..... 1973-1974  
 Jones, Dwaune ..... 1995-1999  
 Jones, Frank ..... 1978-1979  
 Jones, Frederick ..... 1908-1910,  
 ..... 1912  
 Jones, Harvey ..... 1976-1977  
 Jones, Hayden ..... 1888-1889  
 Jones, Jack H. .... 1946-1947  
 Jones, James S. .... 1907-1908  
 Jones, Jay ..... 1971-1973  
 Jones, Johnny ..... 1973-1975  
 Jones, Kieno ..... 2012-15  
 Jones, Lamont ..... 2001-2004  
 Jones, M. Ashby ..... 1886  
 Jones, Stan ..... 1979-1982  
 Jones, Trevor ..... 2011-2015  
 Jones, Waverley ..... 1918-1922  
 Jolliff, Jones ..... 1916  
 Jordan, Brian ..... 1986-1988  
 Jordan, Jarriel ..... 2014-2017  
 Jordan, Jimmy ..... 1978-1981  
 Jordi, Brandon ..... 2013  
 Josefowicz, Joseph ..... 1945  
 Joseph, Evan ..... 2008-2010  
 Joseph, Jared ..... 2021-21^  
 Josten, Pete ..... 1935  
 Joyce, Harold ..... 1931, 1933  
 Joyce, Matt ..... 1990-1993  
 Joyner, Joseph ..... 1891  
 Judge, Dan ..... 2009



# ALL-TIME ROSTER

## K

Kamin, Will .....2009-2012  
 Kanto, Dritte .....1989-1991  
 Kapusky, Albert J. ....1952  
 Karkutt, Jeff.....1983-1986  
 Karvala, Chris.....1987-1988  
 Kasarda, Bruce .....1968-1970  
 Kassebaum, Matthew ..2013-2014  
 Katz, Howard.....1945  
 Katz, Maxwell.....1940-1942  
 Kaufman, John.....1897  
 Kaufman, Sam.....1995-1998  
 Kauffman, Jim.....1982  
 Kay, Craig.....1983  
 Kaye, Jason.....1999  
 Keating, Ben .....2006, 2008-2009  
 Keel, Jeff.....1987-1988  
 Keels, Micah.....2015-2018  
 Kees, Danny .....1982-1983  
 Keihn, Melvin .....2018  
 Kelley, Brendon .....1993  
 Kelley, Charles.....1948-1951  
 Kelly, Evan .....2010-2014  
 Kelly, Pat.....1971-1973  
 Kelly, Ray.....1976-1977  
 Kelly, Sean .....2002-2006  
 Kellum, Joe.....1967  
 Kennedy, Jack .....1936-1938  
 Kenney, J. Walter .....1903  
 Kennon, Charlie.....1990  
 Kerfoot, A.M.....1901  
 Kerfoot, Daniel.....1883-1884  
 Kerfoot, Franklin .....1901  
 Kern, Cleveland .....1935  
 Kershaw, Arthur.....1909  
 Kessel, Joe .....1961-1962  
 Kesslering, Randy .....1990  
 Keville, Clarence H.....1952-1955  
 Keyser, Charles.....1894-1895  
 Kick, Francis .....1951  
 Kidd, Gates.....1917, 1919  
 Kielpinski, Leonard.....1935-1937  
 Kienzle, Randy .....1983-1984  
 Kilpatrick, Robert.....1944  
 Kincannon, Charles.....1888-1889  
 King, Eric .....1994-1998  
 King, Joseph .....1881  
 King, Nick.....2019  
 King, Waverly.....1913  
 Kippis, Rex .....1975-1976  
 Kirchner, Doug.....1999-2002  
 Kirchoff, Tyler.....2006-2009  
 Kivett, Noah .....2002  
 Kizzar, Don .....1972-1973  
 Klaren, Bob.....1978  
 Klevesahl, Albert .....1918-1921  
 Klevesahl, Raymond .....1913  
 Kliebert, Patrick .....2013-17  
 Knick, Raymond L.....1951-1953  
 Knight, Harry .....1972-1974  
 Koblichke, Frank.....1975  
 Kohl, Billy .....1980-1982

## L

Lachemayer, Drew .....2006-2009  
 Lacey, Tanner (Ryan).....2016  
 Lacy, George Byron.....1933-1935  
 Laing, Jack.....1956  
 Laird, Edmund .....1890  
 Lamberti, Pat.....1955-1957  
 Lambie, Glenn.....1990-1991  
 Lamp, Gavin.....2019-21^  
 Landers, Okey M., Jr. ....1952  
 Landess, Joey .....2010-2014  
 Landis, Gerald W.....1956-1958  
 Lane, James Lester .....1919  
 Lane, Teryle .....1988  
 Lankford, Arthur.....1907-1908  
 Lankford, Burnley .....1897-1898  
 Lankford, Livius, Jr .....1910-1911  
 Lankford, Menalcius.....1900-1903  
 La Luna, Generoso .....1942,  
 1946-1947  
 Landrum, John .....1927-29,1931  
 Lansdale, John E.....1967-1971  
 Larson, Jake .....2019-21^  
 Latham, Graham .....2014-2017  
 Laub, John.....2008-2012  
 Laughlin, Kevin.....2017-2021^  
 Laughlin, Owen .....2021!  
 Lauletta, Kyle.....2013-2017  
 Laurinaitis, Francis.....1941-1942,  
 1946  
 Lawler, Courtney.....1941-1943  
 Lawless, W.P.....1936-1938  
 Lee, Antione .....1992-1995  
 Lee, George Meade.....1929-1931  
 Lee, Augustus.....2017-2018  
 Lee, Kenneth .....1926  
 Lehatto, Andy.....2003-2006  
 Lehner, Evan .....2004-2008  
 Leibrand, Bryan .....1992-1995  
 Lemon, Charles W.....1893  
 Lenon, Paris .....1995-1999  
 Lesho, Jack.....1975  
 Lester, Hardy.....2013  
 Lester, Steve.....1982-1983  
 Leverton, Roger.....1932-1934

Lewandoski, David .....1996-2000  
 Lewis, Dan .....2008-2009  
 Lewis, William F.....1886  
 Liebich, Wayne A.....1952-1954  
 Light, Alex .....2014-2017  
 Lilly, Greg.....1990-1993  
 Lilly, Matt .....1993-1996  
 Lilly, Tim .....1996-1999  
 Lilly, Trip .....1993  
 Lindjhem, C.J.....1991-1994  
 Lindner, Dave .....1976-1978  
 Lindsey, Donnie.....1999  
 Lineberry, Berlin, Jr.....1945  
 Linn, Jan .....1963-1965  
 Little, Jevaris .....2016  
 Little, Lewis .....2000-2004  
 Livesay, Gerald.....1961-1962  
 Livesay, Jim .....1968-1970  
 Lloyd, John E. ....1892-1893  
 Lloyd, Lynton B. ....1894-1895  
 Locket, Robert E. ....1893  
 Logan, John, Jr. ....1914  
 Logan, Sherman.....2003-2008  
 Loehr, Paul M. ....1951  
 Lofstead, Gerald.....1961-1962  
 London, Mike .....1979-1982  
 Long, Jerry .....1984  
 Long, William Evans .....1946-1949  
 Long, William F.....1893  
 Longacre, Kevin.....1993  
 Longacre, Robert F. ....1943  
 Lopez, Andrew.....2021-21^  
 Loprete, Bob .....1972-1973  
 Lorenz, Gary.....1976  
 Loughnane, Eric .....2008-2011  
 Loughran, Dennis.....1977  
 Louis, Marlem.....2019-21^  
 Louthan, Alexander .....1890-1892  
 Louthan, Elijah.....1905-1907  
 Love, Adam .....2006  
 Lowe, Thomas H.....1949  
 Lowry, Keith.....1949  
 Lubas, Alan.....1972  
 Lucas, Trey .....2017  
 Luttrell, Hugh M. ....1890-1891  
 Lunsford, Abner .....1893-1895  
 Lumpkin, James .....1945  
 Lutz, Francis Earl.....1910  
 Lyle, Brian .....1990-1994  
 Lyles, Jimmy.....1980-1982  
 Lyons, Ken .....1980-1982

## M

MacDonald, John B. ....1944  
 MacLachlan, Douglas..1947-1950  
 Mace, Ryan .....2002-2006  
 Mack, Charles.....2013-2016  
 Mack, Joseph Henry ....1939-1941  
 Maddox, Xander.....2012-2014  
 Maffe, Ben .....2017-2019  
 Maggs, Kevin .....1996-2000  
 Mahaney, Wilbur Lee....1921-1923  
 Mahone, Scott.....1989-1991

Mahoney, Mike.....1972-1974  
 Mahony, Tom.....1999-2000  
 Mainsah, Tafon.....2013-17  
 Malinay, Jerome .....1982  
 Mallory, Joe.....2001-2005  
 Mancuso, Fred .....1961-1962  
 Mancuso, Joe .....2016-2021^  
 Maner, Dan.....1972  
 Mangiero, Dan .....2001-2005  
 Manwaring, Tim .....1975-1976  
 Marchant, Avalon B.....1936-1938  
 Marchese, Jimmy .....2019  
 Marchetti, Joe .....1975  
 Marinkov, Michael F. ....1955-1958  
 Markham, Blane .....2014-2017  
 Marovick, Jason .....2000  
 Marsden, Connor .....1995-1999  
 Marshall, Xavier .....2019-21^  
 Marstella, John A. ....1891  
 Martin, Blenus.....1981-1984  
 Martin, Eddie.....1982-1984  
 Massie, Pierce.....1900  
 Masters, Greyson .....1994-1995  
 Mathis, Larry .....1970  
 Mathias, Joseph Emory1945-1946  
 Matthews Jr., Dale .....2014-2018  
 Matthews, Don .....1964  
 Matthews, Erwin .....1985-1988  
 Mattox, Guy Douglas.....1926  
 Mauro, Jerry.....1968-1970  
 May, Walton Alfred .....1929  
 May, David A.....1955-1956  
 Mayfield, Jonathan.....2006-2009  
 Mayo, Derek.....2008-2011  
 McBride, Chovez .....1993  
 McBride, Eric.....2006-2009  
 McBride, Nils-Tomas .....2003-2004  
 McCain, Carlos .....1991-1994  
 McCall, Mac.....2014  
 McCallum, Damien.....2002-2006  
 McCoig, Jim .....1977-1980  
 McComb, Jack.....1946  
 McCombs, Will .....2012-2016  
 McConaghy, Collin .....2005-2009  
 McConnel, Strubbs.....1900  
 McConnell, Clayton....2017-2021^  
 McCorkle, William.....1923  
 McCracken, Matthew ..2005-2009  
 McCray, Devin .....2021-21^  
 McDonough, Demot .....2019-21^  
 McDonough, Edward.....2021!  
 McElfish, Justin .....1998-2002  
 McFall, Chuck.....1998  
 McGee, Art .....1958-1961  
 McGee, Doug .....1974-1976  
 McGinnis, Jim .....1959-1960  
 McGuill, Owen .....1994  
 McFarlane, Edward L. ....1909  
 McKenna, Jim .....1965-1966  
 McKinney, James .....2010-2012  
 McLaughlin, Van .....1981-1982  
 McLean, Jeff.....1983-1986  
 McMahan, Connor.....2006-2008

McMillan, Darrius.....2008-2012  
 McMillan, Elijah .....2021!  
 McNair, Dan .....1998-2002  
 McNally, T.J. ....1993-1995  
 McNeil, John W.T. ....1893-96,  
 .....1898-01  
 McPherson, Austin .....2003-2004  
 McRae, John A. ....1905  
 McShay, Todd .....1995  
 McSorley, Rick.....1987-1990  
 McVay, T. Harold .....1938-1940  
 Medved, Mel.....1967-1969  
 Megna, Marc.....1994-1998  
 Melvin, Leland .....1982-1984  
 Mench, Hudson .....1903-1906  
 Mench, J.S.....1903  
 Mercer, J. Herbert .....1891  
 Meredith, Algjenon.....1908-1910  
 Merkle, George G.....1893  
 Merrick, Edward J. ....1937-1939  
 Messmacher, Santiago..2019-21^  
 Metcalf, Robert B. ....1927-1929  
 Meyers, Bill .....1971-1972  
 Middleton, Keith.....1994-1996  
 Middgett, Matt .....1996-1997  
 Milbourne, Harvey Lee 1916-1917  
 Miles, Jimmie.....1995-1999  
 Miles, Steve .....  
 Miles, Parker .....2005-2009  
 Millard, Mike.....1997-2001  
 Miller, Aaron .....2004-2007  
 Miller, B.....1927-1930  
 Miller, Damon.....1984-1986  
 Miller, David Morris.....1923-1925  
 Miller, Dominique.....2011-2015  
 Miller, Don.....1982-1986  
 Miller, Hardson C.....1905-1906  
 Miller, Jack.....2010-2012  
 Miller, Louis.....1942  
 Miller, Rob .....1995  
 Miller, Theo.....2003  
 Miller, Thomas Royal....1916-1917  
 Milling, Bert W.....1939-1941  
 Mills, Wm. Haydon.....1909  
 Milner, Orvis.....1944  
 Mintah, Ed .....1991-1994  
 Minter, Lee Wood.....1924  
 Mitchell, Al .....1961-1962  
 Mitchell, Greg.....1976-1977  
 Mitchell, Jordan.....2005-2009  
 Mock, Billy .....1972-1973  
 Moffet, A. Landon.....1891  
 Montana, Louis.....2019-21^  
 Monteverde, Joe .....2004-2008  
 Montgomery, Alfred .....1907  
 Montgomery, Alfred Jr.....1937  
 Montsinger, Buzz .....1967-1969  
 Moody, James Noel.....1944  
 Moon, T.J. ....2012-2015  
 Moore, Clinton.....1940  
 Moore, Curtis.....1990-1992  
 Moore, Gary.....1971



Moore, J. Arthur..... 1939  
 Moore, Jesse..... 1977-1979  
 Moore, Muneer..... 1995-1999  
 Moore, Peter..... 1987-1988  
 Moore, Powell..... 1950  
 Moore, Roger..... 1963-1964  
 Moore, Thomas V..... 1989-1901  
 Moore, Trey..... 2014-2017  
 Moorehead, Steve..... 1972-1973  
 Moran, Mike..... 1980-1981  
 More, Joe..... 2018-2021^  
 Morgan, R.D..... 1901-1902  
 Morgan, T.J..... 1986-1988  
 Morgan, Vernon T..... 1947  
 Morris, Alexander G..... 1947  
 Morris, Nick..... 1965-1966  
 Morris, Pat..... 1968-1970  
 Morris, Thomas H..... 1933-1934  
 Morrison, R. Kyle..... 1900  
 Morrison, William E..... 1936-1938  
 Morton, Jeremiah..... 2017  
 Morton, Micah..... 2012  
 Moser, Hal..... 1980-1981  
 Moyer, Vick..... 1971-1973  
 Muench, Matt..... 1998-2001  
 Muench, Steve..... 1995-1998  
 Muldrow, Richard..... 2010-2011  
 Mulherrin, Mike..... 1986-1987  
 Munday, J.S..... 1936  
 Muntz, Chris..... 2000-2003  
 Murray, Aidan..... 2018-2021^  
 Murray, Josh..... 2012-2014  
 Murray, Vinnie..... 1999-2001  
 Muse, DeAnthony..... 2014-2016  
 Mustain, Scott..... 1972-1973  
 Mustapha, Malik..... 2021\*  
 Mutascio, Pete..... 1984-1986

**N**

Neal, Lamont..... 1994-1997  
 Neal, Marcus..... 1996-2000  
 Neathery, Robert W..... 1897  
 Neblett, Orison Trine..... 1933  
 Nelms, Walter L..... 1949-1950  
 Nelson, E Robert..... 1890  
 Nelson, Joe..... 2016  
 Newby, Al..... 1974-1975  
 Newcomb, Alfred P..... 1924-1926  
 Neuhoff, Austin..... 1987-1988  
 Neuman, Brandon..... 2000-2004  
 Newbill, Maurice..... 1998-2002  
 Newhouse, William R... 1947-1950  
 Newsome, Antoine..... 2000-2004  
 Newsome, Keevon..... 2011  
 Newton, James A..... 1912-1914  
 Ngatuvai, Teo..... 1992-1993  
 Nichols, Ken..... 1970-1971  
 Nichols, Thomas W..... 1941-1942  
 Nicholson, Noah..... 2017-2021^  
 Nightengale, Lawrence 1992-1994  
 Nix, Billy..... 1960  
 Nixon, Allen H..... 1935  
 Nixon, Jeff..... 1975-1977

Norman, Dyke..... 1943  
 Nooris, David..... 2015-18  
 Norris, Harry..... 1968-1970  
 Norvell, Forrest..... 1936-1938  
 Nowicki, Roger..... 1963  
 Nuchols, Hodgdon C..... 1931  
 Nuchols, J. Roland..... 1935  
 Nuchols, Randolph W..... 1920  
 Nugent, John..... 1970-1972  
 Null, Jack..... 1943-1946

**O**

Oakes, Ollie A..... 1914-1916  
 O'Bryant, Gary..... 1982-1984  
 O'Brien, Buster..... 1966-1968  
 O'Connor, Philip..... 2018-2021^  
 October, Winston..... 1994-1998  
 Odell, John D. Jr..... 1944  
 Ogunniyi, Ayo..... 2012-2015  
 Olejack, Frank..... 1968-1970  
 Olivo, Jeff..... 1986-1989  
 O'Neal, Frank E..... 1912  
 Opalenick, Joe..... 1965-70  
 Opstad, Phil..... 1981-1982  
 Oravetz, Justin..... 1995-1997  
 Ortwein, Bernie..... 1964  
 Ouden, Boyd..... 1999-2003  
 Overstreet, Grayson..... 2018  
 Owen, Joey..... 1969-1971  
 Owen, W. Russell..... 1899-1900  
 Owens, Ace..... 1972-1974  
 Owens, Chris..... 1991-1994  
 Owens, Jimmy..... 1991  
 Owens, Lee..... 1995-1996  
 Owens, R.V..... 1977

**P**

Pace, Warren..... 1940-1942  
 Packett, Adam..... 2002-2005  
 Padalino, Paul..... 2015-2018  
 Pajaczowski, Frank..... 1952-1955  
 Palazeti, Joe..... 1974-1975  
 Palazeti, John..... 1972-1975  
 Palmer, Jay..... 2015-2018  
 Palyo, Mark..... 1981-1984  
 Papera, Steve..... 1998  
 Parke, A. Winfield..... 1897  
 Parker, Bryson..... 2021!  
 Parker, Christian..... 2010-2012  
 Parker, Clyde N..... 1924  
 Parker, Martin..... 2006-2009  
 Parker, Michael..... 2007-2009  
 Parker, Tracy..... 1988-1991  
 Parry, Will..... 1994  
 Parziale, Pete..... 2002-2006  
 Pastore, Pete N..... 1929  
 Patterson, Ron..... 1996-1999  
 Paulette, Roy Baker..... 1949  
 Paulson, Forrest..... 1977-1979  
 Pausic, Joey..... 1986-1988  
 Pavik, James..... 2012-2016  
 Payne, Jordan..... 2017-2019  
 Payne, Rich..... 1964-1965

Peace, Howard..... 1980-1982  
 Peacock, Tom..... 1961-1962  
 Pearson, Lee..... 1971-1973  
 Pearson, Walter E..... 1893  
 Pecuch, Albert C..... 1951-1954  
 Pehanick, Colin..... 2007-2011  
 Pendergrass, Jasper..... 1994-1998  
 Pendleton, Clyde F..... 1936-1937  
 Penna, Scott..... 1998  
 Percy, Stewart..... 1960  
 Perdikis, Alex..... 1994-1995  
 Perez, Ramon..... 1972-1973  
 Perkins, Charles S..... 1912  
 Perkins, Mike..... 1979-1981  
 Perlowski, Edward L..... 1930-1932  
 Perry, Devon..... 2017-2019  
 Perry, George..... 1974-1975  
 Perry, Herman..... 1969  
 Perez, Ramon..... 1974  
 Pesansky, Joseph..... 1959-1961  
 Peterson, Herbert A..... 1925-1927  
 Pettus, Kim..... 1983-1986  
 Pettus, Wayne..... 2010-2013  
 Pew, Larry..... 1964-1965  
 Philp, Mark..... 1977-1979  
 Philips, Richard..... 1988-1991  
 Phipps, Jeffrey..... 2015-2016  
 Pierce, Jacob..... 2009-2013  
 Pierce, Willard Reed..... 1929-1931  
 Pilcher, Edwin M..... 1886  
 Pilcher, William..... 1891  
 Pitt, Malcolm U..... 1916-1917  
 Pitt, Malcolm, U, Jr..... 1941  
 Plaskin, Grant..... 1981-1983  
 Pleasants, Ben..... 2006  
 Plunkett, Chris..... 1993-1995  
 Pochucha, Larry..... 1970-1971  
 Poff, Lewis M..... 1915  
 Pollard, Oliver A..... 1913-1914  
 Ponder, Rashad..... 2011-2014  
 Pope, Newit H..... 1897-1898  
 Poplaski, Mike..... 2009-2012  
 Poplinger, Herbert..... 1943  
 Popovich, Ken..... 1970-1971  
 Potts, Allen..... 1885  
 Potts, Larry..... 1967  
 Powell, Anthonie..... 2017-2019  
 Powell, James L., Jr..... 1902-1903  
 Powell, Mitch..... 1980-1981  
 Powell, Reed..... 2019  
 Powell, Wallace..... 1897-1898  
 Powers, John F..... 1937-1939  
 Price, Bruce..... 1948-1950  
 Price, Robert T..... 1919-1922  
 Prillaman, Walt..... 1971-1972  
 Prince, Bob..... 1964  
 Pritchard, Cubby..... 1974-1977  
 Pritchard, Will..... 1994  
 Pritchett, Jon..... 1992-1995  
 Pritchett, Kaiden..... 2021-21^  
 Pritchett, Ronwyn..... 2009  
 Privott, Howard..... 1913-1915  
 Prokell, Max..... 2006-2009

Propst, Tom..... 1998-2001  
 Provence, Ernest..... 1900  
 Pruden, J.R..... 1996-1997  
 Purinai, Joseph N.....  
 Purnell, J.R..... 1997-2001  
 Puryear, Frank..... 1881-1883  
 Pustynlik, David..... 1997-2001

**Q**

Quander, Steve..... 1994-1997  
 Quattrini, Justin..... 1999  
 Quezada, Shaun..... 2008-2011  
 Quick, George W..... 1881-1884  
 Quillen, Ira M..... 1881-1884  
 Quillen, Milligan W..... 1893  
 Quinn, Kyle..... 2006

**R**

Raccioppo, Anthony M. 1949-1951  
 Radford, Brian..... 2005-2009  
 Radford, Chris..... 2002-2005  
 Rafferty, Mike..... 1973-1975  
 Ralston, Edward E..... 1946-1948  
 Ralston, Ken..... 2000-2004  
 Ramey-Lackey, Taylor... 1982-1985  
 Rankin Jr., Angelo..... 2021!  
 Ransome, Albert T, Jr... 1908-1909  
 Ransome, Eddie..... 1980-1982  
 Rapp, George..... 1960-1961  
 Ratcliff, Davis Tyree..... 1921-1923  
 Ratliff, Earl..... 1949-1951  
 Ray, Steve..... 1980-1982  
 Raymond, Steve..... 1982-1984  
 Rayner, Artie..... 2000-2003  
 Read, John H..... 1891  
 Reams, Claude Edsom. 1921-1924  
 Recker, Austin..... 2007-2009  
 Redden, Barry..... 1978-1981  
 Reese, Page N..... 1918-1923  
 Regan, Pat..... 1985  
 Reiley, Robert J..... 1951  
 Remine, P. Gordon..... 1939-1941  
 Reynolds, Darius..... 2016-2021^  
 Reynolds, John..... 1947-1949  
 Reynolds, William..... 1952-1955  
 Rhodes, Clint..... 1999-2002  
 Rhodes, Edward..... 1943  
 Rich, Andy..... 1982-1984  
 Richard, Carroll..... 1942-1947  
 Richards, Charlie..... 1967-1970  
 Richardson, John..... 2001-2004  
 Richardson, Marc..... 1988  
 Richardson, Olin M..... 1906  
 Richeson, Ramon..... 1998-2002  
 Richins, Dennis..... 1985-1987  
 Riddell, Scot..... 2005-2009  
 Ridenhour, Ron..... 1960  
 Rideout, Mel..... 1960-1962  
 Riggs, George M..... 1955-1956  
 Rigney, Pierce..... 2012  
 Riley, Frank..... 1914  
 Riker, Daniel..... 1948  
 Ring, Bob..... 1964

Ripper, Nathan..... 2012  
 Ritch, Jeff..... 2001-2005  
 Ritcher, Nick..... 2011-2015  
 Ritten Colby..... 2016-2021^  
 Rivera, Ben..... 1996-1999  
 Roach, John..... 1978-1981  
 Roane, Aaron..... 2011-14  
 Roane, Cordell..... 1998  
 Roberson, Erriel..... 1986-1988  
 Roberson, Jacob..... 2015-2018  
 Roberts, Bill..... 1966  
 Robins, Bertram Lee..... 1913-1916  
 Robins, Hubel..... 1919-1922  
 Robins, Roland..... 1924-1927  
 Robinson, Brian..... 1986-1988  
 Robertson, A. Willis..... 1905-1907  
 Robertson, David, Jr..... 1939-1941  
 Robertson, William, Jr.. 1934-1936  
 Robinson, Ellyson, Jr..... 1917  
 Robinson, S. Straughan..... 1898  
 Robinson, William..... 1937  
 Robochik, Mike..... 1965  
 Rocco, Michael..... 2013-2014  
 Rock, Pitman..... 1974  
 Roden, William, Jr..... 1914-1915  
 Rodgers, Bill..... 1975  
 Rodgers, Minoso..... 1992-1996  
 Rogers, Duncan..... 2016-2018  
 Rogers, Gilbert..... 1944  
 Rogers, Justin..... 2006-2009  
 Rogers, Michael..... 2000-2004  
 Rolfe, Robert..... 2019-21^  
 Roller, Sam..... 2009-2013  
 Rollins, James H..... 1903  
 Roscia, Pete..... 1970-1971  
 Rose, Lee..... 2008-2009  
 Rosenblum, Jack..... 2013  
 Rosser, Aubrey J..... 1946-1949  
 Rossetti, Joseph P..... 1956-1957  
 Rowe, Arthur C..... 1957  
 Rowe, John H..... 1900-1902  
 Rozum, Dennis..... 1960-61  
 Rubin, Justin..... 2015-2018  
 Ruby, Jacob..... 2010-2014  
 Rucker, Dana H..... 1887, 1989,  
 ..... 1991, 1893  
 Rucker, Edmund..... 1917  
 Rucker, William H..... 1921-1923  
 Ruffin, Milton..... 1976-1977  
 Ryan, Sean..... 2010-2014  
 Rydalch, Jason..... 1993-1994  
 Ryland, James F..... 1894

**S**

Saenz, Manuel..... 1991-1993  
 Sanford, Filmore H..... 1932-1933  
 Santoro, Edwin Errol..... 1952-1953  
 Sadewater, Addison..... 2008-2009  
 Sadler, George W..... 1908-1910  
 Saecker, John..... 1970  
 Safferwich, Yogi..... 1983  
 Sahn, Adam..... 2013-2016  
 Sakoian, Jason..... 2007-2010



Sallade, Jacob ..... 1892-1895  
 Salyers, Cade ..... 2019-21^  
 Samee, Adam ..... 2016-2017  
 Samman, Mark ..... 1995-1998  
 Samuel, Ronald ..... 1997-2001  
 Sands, Conway R. .... 1881  
 Sanford, John D. .... 1936  
 Sanford, Robert N. .... 1926-1928  
 Sanford, Richard P. .... 1915-1917  
 Sanford, Taylor ..... 1925-1928  
 Sanford, Thomas R. .... 1899-1901  
 Sanford, Thomas R., Jr. 1924-1926  
 Sanni, Ike ..... 1999-2003  
 Sarria, Ulisses ..... 2021-21^  
 Satyshur, Jeff ..... 1973-1974  
 Saunders, Bob ..... 1972-1974  
 Saunders, L.L. .... 1912  
 Saunders, William F. .... 1906-1908  
 Savage, Shane ..... 2013  
 Savage, Ullyses S. .... 1941-1946  
 Saval, Reuben ..... 1995-1996  
 Savell, Joel F. .... 1887  
 Saville, Robert Lamb ..... 1908  
 Savory, Edwin W. .... 1923-1924  
 Scafedi, Tony Louis ..... 1945  
 Scanlan, Patrick ..... 2005  
 Scarpo, Ralph Jr. .... 1952-1954  
 Schaaf, Behle ..... 1973-1975  
 Schaaf, Edward M., Jr. 1934-1936  
 Scheerer, William F. .... 1942-1946  
 Schenke, Scott ..... 2019-21\*  
 Scherer, Matt ..... 2010-2012  
 Scherer, Rich ..... 1979-1982  
 Schmitz, Kurt ..... 2010-2012  
 Schneck, Axel ..... 1935  
 Schneider, D. Ahern ..... 1999-2001  
 Schools, Jake ..... 2000-2004  
 Schramme, Scott ..... 1979-1981  
 Schreiberfeder, David. .... 1963-1965  
 Schrider, Ben ..... 2015  
 Schulefand, Jordan ..... 2019  
 Schulla, Donald ..... 1948-1950  
 Schultz, Perry Kenneth. 1932-1934  
 Scordato, Sam ..... 2006  
 Scott, B.J. .... 2009-2013  
 Scott, Charles M. .... 1897-1898  
 Scott, Uly ..... 1990-1994  
 Seale, Mark ..... 1978-1981  
 Sedergren, Logan ..... 2014-2-15  
 Seekford, Kris ..... 2018-2019  
 Segers, Ricky ..... 2016  
 Seigler, Gio ..... 2019-21^  
 Sempes, Manuel ..... 1955  
 Semkew, Mark ..... 1974  
 Settepani, Seyoum ..... 2016-2021^  
 Seyler, Lawrence ..... 1945  
 Sgro, Robert L. .... 1951-1954  
 Sgroi, Joe ..... 1971-1973  
 Shannon, Mat ..... 1995-1997  
 Shansky, Bill ..... 1998  
 Sharp, G.H. .... 1924  
 Shaw, Larry ..... 1975-1976  
 Shealy, Lance ..... 1985-1988

Shelton, Mark ..... 1971-1973  
 Shelton, Marshall ..... 1977-1978  
 Shepherd, Clyde ..... 1916-1919  
 Sheranek, John ..... 1961-1962  
 Sheridan, Joseph P. .... 1951-1952  
 Shields, Arman ..... 2003-2007  
 Shields, Brian ..... 1983-1986  
 Shields, Chris ..... 2007-2009  
 Shields, Will ..... 2009  
 Shifflet, Tommy ..... 1971-1973  
 Shoemaker, Ralph B. .... 1950  
 Shoop, Jordan ..... 2006-2009  
 Short, James ..... 1977-1979  
 Shotwell, Larry ..... 1965  
 Sibold, Robert N. .... 1925-1927  
 Sidbury, Lawrence Jr. .... 2004-2008  
 Siddal, Charles ..... 1935-1937  
 Sigut, Brad ..... 1990  
 Silva, Michael ..... 2006-2009  
 Silver, Tim ..... 2003-2008  
 Silvi, Bill ..... 1962-1963  
 Simpson, Cortrelle ..... 2017-2018  
 Simpson, Hervey P. .... 1917  
 Simpson, Liam ..... 2019-21^  
 Sinar, Edward S. .... 1937-1939  
 Singleton, Foster ..... 2018-2019  
 Singleton, Jeremy ..... 2021-21^  
 Sink, Stuart ..... 1989-1990  
 Sipe, James R. .... 1950-1951  
 Sizer, Houston ..... 1941-1942, 1946  
 Sizer, Robert Lee ..... 1957-1959  
 Skinner, Mark ..... 1969  
 Slade, Jermaine ..... 1998-2002  
 Slater, Andrew ..... 1996  
 Slaydon, Claude A. .... 1931-1933  
 Smaugh, J'Nnamdi ..... 2006-2009  
 Smelser, Mike ..... 1962-1963  
 Smith, Aaron ..... 1984-1985  
 Smith, A.J. .... 2021!  
 Smith, Alfred Tate ..... 1909-1910  
 Smith, Barty ..... 1971-1973  
 Smith, Cornelius ..... 2002-2005  
 Smith, Hiram M., Jr. .... 1901-1903  
 Smith, James ..... 1988-1990  
 Smith, Jovan ..... 2009-2012  
 Smith, Marvin ..... 1974  
 Smith, Melvin ..... 1979-1982  
 Smith, Pete ..... 1979-1981  
 Smith, Preston ..... 1979  
 Smith, Rashad ..... 1999-2003  
 Smith, Ronnie ..... 1963  
 Smith, Ronnie ..... 1968-1970  
 Smith, Savon ..... 2019-21^  
 Smith, Terry ..... 1964  
 Smith, William R.L., Jr. 1907-1908  
 Snavely, James ..... 2018-2021^  
 Snead, Burwell C. .... 1903-1906  
 Snead, E. Hobson ..... 1919-1922  
 Snead, Jeff ..... 1988  
 Sneath, Austin ..... 2009  
 Snider, Matt ..... 1994-1998  
 Solomon, Bob ..... 1964  
 Sommers, Bill ..... 1962

Sorrells, Steve ..... 1995-1998  
 Sousa, Peter ..... 1995-1997  
 Southern, Frank G. .... 1908  
 Sowell, Sidney ..... 1899  
 Sowder, Dave ..... 1974  
 Soweita, Rick ..... 1973-1976  
 Sowers, John S. .... 1886-1887  
 Sparks, Walt ..... 2010-2013  
 Spear, Tony ..... 1995  
 Spears, George H. .... 1936-38  
 Speir, Mark ..... 2009-2013  
 Spencer, Burley ..... 1919  
 Spencer, Howard C. .... 1917  
 Spencer, Reid Madison ..... 1943,  
 ..... 1946-1947  
 Speros, Chris ..... 2009-2013  
 Speros, Jimmy ..... 2009-2013  
 Spiers, John A. .... 1936  
 Spillman, Moffett ..... 1902-1903  
 Spinner, Bryson ..... 2003  
 Spinner, Tyree ..... 2002-2003  
 Sponsler, Harold J. .... 1949  
 Spraker, Josh ..... 1998-2001  
 Spriggs, Tim ..... 1977-1979  
 Springer, Jason ..... 1993  
 Springer, Troy ..... 2014  
 Springs, Samari ..... 2017-2018  
 Squire, John Ernest ..... 1930  
 Sswak, Stephen ..... 1947  
 St. Clair, Nelson, Jr. .... 1955-1957  
 Stanton, Rob ..... 2006  
 Stapleton, Ben ..... 2016  
 Starke, Billy ..... 1981-1984  
 Starr, Mark ..... 1977-1979  
 Stasolla, Patrick ..... 1984-1985  
 Stearnes, Ovren Lewis. 1881-1885  
 Stearns, Romer C. .... 1882-1884  
 Stein, Matt ..... 2003-2006  
 Steigmuller, Louis A. .... 1923  
 Stergar, Gary ..... 1982-1985  
 Stevens, Alex ..... 1995-1998  
 Stevenson, Stevie ..... 1959-1962  
 Stewart, Joe ..... 2004-2008  
 Stewart, Troy ..... 1990-1993  
 Still, Ken ..... 1980-1981  
 Stitt, Brian ..... 2002  
 Stocklinski, Carsen ..... 2021!  
 Stofflet, Doug ..... 1995-1997  
 Stone, Samuel M. .... 1897-1899  
 Stoneburner, John M. .... 1944-1945  
 Stoneburner, R.G. .... 1936  
 Story, Tre ..... 2017  
 Stoudt, Derek ..... 2003-2007  
 Stoudt, Earl ..... 1958-1960  
 Stoudt, Kenny ..... 1962-1963  
 St. Pierre, Bobby ..... 1993-1995  
 Stockunas, Brain ..... 1997-2000  
 Strahensky, Jon ..... 1991-1994  
 Straughan, Joe M. .... 1937  
 Strauss, Michael ..... 2011-2014  
 Streater, Rahmaan ..... 1994-1997  
 Strickland, W.D. .... 1964  
 Stringfellow, Ewing P. ... 1906-1909

Stringfellow, James L. .... 1908  
 Stromick, Joe ..... 1962-1963  
 Strong, James D. .... 1931-1933  
 Stottlemeyer, Rich ..... 1979-1981  
 Sullivan, Matt ..... 2016-2017  
 Sullivan, Robert ..... 1956-1959  
 Sullivan, Russell ..... 1997-2000  
 Sullivan, Tyler ..... 2006-2009  
 Sumpter, Tazle ..... 2016-2021^  
 Surface, Henry H. .... 1918  
 Sutherland, Leroy ..... 1902-1904  
 Sutherland, Sidney ..... 1909-1910  
 Suttentfield, Charlie M. 1944-1948  
 Sutton, Clay ..... 2004  
 Sutton, James H. .... 1934-1935  
 Sweeney, Brian ..... 2005-2006  
 Sweeney, Robert ..... 1988  
 Sweeney, Ryan ..... 2007-2010  
 Swegheimer, Jay ..... 2018  
 Swenson, Andrew ..... 2001  
 Sylvester, Dave ..... 1975  
 Synan, Todd ..... 2001-02  
 Szetela, Bob ..... 1968-1969

**T**

Tabb, B. West ..... 1899-1900  
 Takas, Jordan ..... 1996-1999  
 Talley, Warren W. .... 1881-1883  
 Tallman, Andrew ..... 2011-2014  
 Tapp, Stephen ..... 2013-2014  
 Tarasovic, George ..... 1983-1985  
 Tarquinio, Adrian ..... 1993  
 Tate, Chris ..... 1984-1986  
 Tate, Ray ..... 1964-1965  
 Taylor, Charles T. .... 1889  
 Taylor, Cooper ..... 2011-2012  
 Taylor, Euburn ..... 1986-1988  
 Taylor, Ken ..... 1970-1972  
 Taylor, Dave ..... 1976-1977  
 Taylor, George ..... 1917-1918  
 Taylor, Henry ..... 1909-1911  
 Teefey, Joe ..... 1959-1960  
 Templeton, Dave ..... 1975  
 Tenore, Bartholomew ..... 1935  
 Teufel, Ben ..... 2001-2005  
 Thacker, James F. .... 1956  
 Thacker, Tim ..... 1976-1977  
 Thacker, Maurice W. .... 1952-1954  
 Thacker, William, Jr. .... 1951-1954  
 Thalacker, David ..... 1990-1993  
 Thalman, Robert J. .... 1946  
 Thayer, Louis Ray ..... 1949-1950  
 Theodose, Thomas G. .... 1952-1955  
 Thieret, Joe ..... 2009  
 Thomas, Albert Lee, Jr. 1950-1952  
 Thomas, Andrew J. .... 1917  
 Thomas, Gabe ..... 2016-2019  
 Thomas, John L. .... 1949-1950  
 Thomas, Maurice W. .... 1888-1889  
 Thomas, Tim ..... 2012-2015  
 Thompson, Brent ..... 1978  
 Thompson, Claiborne ..... 1919  
 Thompson, Deontez ..... 2015-2018

Thompson, Don ..... 1960-1961  
 Thompson, Frank ..... 1946-1947  
 Thompson, Jon ..... 2009-2010  
 Thompson, Mark ..... 1998-2002  
 Thornley, Doug ..... 2001-2003  
 Thraves, Oscar R. .... 1904-1907  
 Thraves, William .. 1897-1898, 1901  
 Throckmorton, Luther .....  
 ..... 1905-1906, 1911  
 Tibbs, Dashon ..... 2013-2017  
 Tiller, Robert P. .... 1949  
 Tilman, John ..... 1906-1907  
 Timberlake, Marion ..... 1946  
 Tobias, Arthur Lois ..... 1935  
 Todd, Richard L. .... 1935-1936  
 Todd, Thomas D. .... 1934-1936  
 Toibin, Brendan ..... 1982-1985  
 Tolhurst, Ryan ..... 1997-2001  
 Toombs, Fred S. .... 1902-1903  
 Tosh, Wayne ..... 1968-1970  
 Towill, Thurman B. .... 1919-1922  
 Townsend, Roth ..... 1995-1998  
 Trau, Duncan ..... 2018-2021\*  
 Trau, Griffin ..... 2014-2018  
 Trimmer, James M. .... 1925-1926  
 Trolan, Douglas M. .... 1926  
 Trumbo, Charles G. .... 1888-1890  
 Trusler, Aaron ..... 2021!  
 Tryens, Drew ..... 1971-1973  
 Tsangeos, Andrew ..... 2016-2019  
 Tuck, Parker ..... 2009-2013  
 Tucker, Leon ..... 1953-1955  
 Tuft, Brian ..... 1983-1986  
 Tully, Chris ..... 1986  
 Turchetta, Pat ..... 1967-1969  
 Turnachik, James E. .... 1947  
 Turner, Garrett ..... 2010-2011  
 Turner, Harry ..... 1948  
 Turner, Joseph A. .... 1892-1893  
 Turner, Kobie ..... 2017-2021^  
 Turner, Pierre ..... 2005-2009  
 Turner, Reuben ..... 1977-1979  
 Turner, TyRonne ..... 1996-2000  
 Tutt, Stacy ..... 2001-2005  
 Tuttle, Barblitt M ..... 1911  
 Tweedy, Ken ..... 1977-1979  
 Tyler, Dorsey G. .... 1909-1911  
 Tyler, Robert B. .... 1950-1952  
 Tysinger, Charlie ..... 1968-1969  
 Tyson, Jamie ..... 1995-1996

**U**

Ulloa, Rene ..... 1982-1984  
 Umansky, Dave ..... 1934-1935  
 Underwood, Oma ..... 1969-1970  
 Usher, Mike ..... 1977  
 Ussery, Ben ..... 1968

**V**

Valentine, Mann S., Jr. .... 1899  
 Van Buskirk, Bruce ..... 1937-1939  
 Van Galde, Gene ..... 1967



Van Hoozer, Jon..... 1988  
 Vann, Brent ..... 1959-1960  
 Vass, John P., Jr..... 1957-1958  
 Vaughn, Frederick ..... 1933-1935  
 Vaughan, Josh..... 2005-2008  
 Vaughn, Robert ..... 1934-1936  
 Vecchio, Frank A..... 1957-1958  
 Velardo, Nick..... 2012-2016  
 Venable, Gary..... 1980-1981  
 Venable, Tim..... 1979-1981  
 Veney, Torrey ..... 1994-1998  
 Ventura, Bill..... 1961-1962  
 Ventura, Bill..... 1991  
 Venuti, Brian ..... 1995-1996  
 Vergos, Nicholas..... 2012-2016  
 Versprille, Jacob P. .... 1945  
 Via, William..... 1935-1937  
 Vick, Peter..... 2002-2004  
 Vinson, Mark..... 2017-2019  
 Vitsky, Meyer ..... 1924-1925  
 Von Schuch, Ben ..... 1999-2003

**W**

Wacker, Louis A..... 1952-54-55  
 Wagner, David C..... 1956-1957  
 Wagner, Ty.....  
 Waite, George T. .... 1905-1907  
 Waldrop, Keith ..... 1975-1976  
 Walker, Jackson ..... 2019-21 ^  
 Walker, Robert C..... 1944  
 Walker, Robert L..... 1953  
 Waller, Brandon..... 2013-2017  
 Waller, Terry ..... 1980-1982  
 Walton, Chalmers ..... 1934-1936  
 Ward, Eric..... 2005-2009  
 Warren, Connor ..... 2013  
 Warren, Lewis B. .... 1891  
 Warren, Terry ..... 1988-1990  
 Warren, Travis..... 2004-2007  
 Washington, Noah ..... 2021-21 ^  
 Washington, Phil..... 1999  
 Watkins, Cecil Jere..... 1949  
 Watkins, Norman ..... 1971  
 Watson, J.J..... 1898  
 Watson, Lewis ..... 2003  
 Watson, Seth ..... 1995  
 Webb, Fonnae ..... 2021-21 ^  
 Webb, Tyler ..... 2003-2005, 2006  
 Webb, Wilbur..... 1906  
 Weber, Mitchell..... 1970-1974  
 Webster, James B. .... 1901-1904  
 Weigand, Brett ..... 2007-2009  
 Weldon, Patrick ..... 2006-2009  
 Weninger, Ryan ..... 1995-1996  
 Wenk, Scott..... 1989-1993  
 Werle, Allan..... 1973-1976  
 Wershbale, Bob ..... 1993  
 West, James C ..... 1933-1934  
 West, Michael W. .... 1934-1936  
 West, Randy ..... 2000-2002  
 West, T. Leigh..... 1881  
 West, William ..... 1889-1890  
 Westervelt, Kevin ..... 2007-2009

Westfall, Hunter..... 2011-2014  
 Whalen, Russel M..... 1930-1931  
 Wheeler, Tristan ..... 2019-21 ^  
 Whitaker, Derek..... 1989-1992  
 White, Bob..... 1965  
 White, Clayton ..... 1979-1982  
 White, Leroy..... 1927-1928  
 White, Mike..... 1994-1997  
 White, Montel ..... 2010-2013  
 White, Roy ..... 1895-99-00  
 White, Shawn ..... 2004-2008  
 White, Tom ..... 1988-1991  
 Whitehead, Joseph ..... 1888-1889  
 Whitehead, Winston .... 1967-1969  
 Whitten, E.H..... 1915-1917  
 Whittet, Robert Jr..... 1915-1917  
 Wholey, Walter D..... 1939-1941  
 Wicker, J. Caldwell ..... 1913-1916  
 Wicker, John J, Jr..... 1911-1914  
 Wickersham, Kyle..... 2021!  
 Wickes, Harry..... 1889-1890  
 Wiggins, Chad..... 2014-2017  
 Wilborn, Field..... 1894-1895  
 Wilbourne, Jack B. .... 1942-1947  
 Wilbourne, Ken..... 1962  
 Wilbur, Robert A..... 1884-1885  
 Wilcosz, Marion ..... 1947-1950  
 Wiley, Dennis..... 1966  
 Wilfong, Jonathan ..... 1997-2001  
 Wilkins, Garrett..... 2008-2009  
 Wilkins, Tyler..... 2015-2018  
 Wilkinson, Rafe..... 1983-1986  
 Willard, Arthur ..... 1967  
 Williamowsky, Adam .... 1995-1998  
 Williams, Carlyle..... 1945  
 Williams, Courtney ..... 1984-1987  
 Williams, Jasiah..... 2021-21 ^  
 Williams, Jesse ..... 1977-1979  
 Williams, Joe..... 1981-1982  
 Williams, Lee..... 2001-2003  
 Williams, Kolby ..... 2015-2018  
 Williams, Price ..... 1990-1993  
 Williams, Robert E..... 1901  
 Williams, Robert L..... 1897  
 Williams, Rolan ..... 2019  
 Williams, Trent..... 2016-2019  
 Williams, Seth..... 2005-2009  
 Williams, Wilmer W. .... 1918  
 Williamson, Justin..... 2011-14  
 Willingham, Edward B..... 1919  
 Willis, George ..... 1952  
 Willis, John H. .... 1886  
 Wills, D'Arcy ..... 1998-2002  
 Wills, Carl ..... 1988-1989  
 Wills, Davis B..... 1893-95-96  
 Wilson, Brent..... 2000  
 Wilson, Harry ..... 2001-2005  
 Wilson, Jack A. .... 1955  
 Wilson, Joe ..... 1999-2003  
 Wilson, Jon..... 1999-2003  
 Wilson, Keith..... 1988  
 Wilson, Todd..... 1989  
 Wilson, W.R..... 1912

Wilt, Dennis..... 1983  
 Wilt, Frederick Lee ..... 1955-1957  
 Winn, Russell Munford..... 1951  
 Winston, Peter ..... 1891  
 Winston, Geddes..... 1892-1893  
 Winston, Geddes H. .... 1892-1893  
 Wirtz, Troy..... 1982  
 Witham, Randy ..... 1997-2001  
 Wolan, Art..... 1947-1950  
 Wolfe, Kevin ..... 1978-1979  
 Womack, Micah..... 2002-2005  
 Wood, John G., Jr..... 1944-1945  
 Wood, Matthew L. .... 1881  
 Woodfin, Paul Phillip ..... 1903  
 Woodle, Buddy ..... 1969-1971  
 Woods, Pete..... 1991-1993  
 Woodson, Thomas..... 1888  
 Woodward, Arthur ..... 1899-1900  
 Woodward, Tom..... 1996-1999  
 Woolfolk, Clarence A. .... 1885  
 Worrell, Danny ..... 1980-1983  
 Worth, Robin ..... 1965-1967  
 Wortham, Gary ..... 2014  
 Wright, Eric..... 2011-14  
 Wright, George B. .... 1906-1908  
 Wright, John S..... 1903-1908  
 Wright, John W. .... 1937  
 Wyman, Seth ..... 1995-1997  
 Wynn, Kerry ..... 2009-2013  
 Wynn, Pierre ..... 2008-2010  
 Wysocki, Bannon ..... 1990

**Y**

Yaffa, Andy .....  
 Yaffa, Jack ..... 1961  
 Yaffa, Sam ..... 1986-1988  
 Yagla, Tim ..... 1995-1997  
 Yarbrough, John..... 2015-18  
 Yates, J.L. .... 1918  
 Yoder, Peter..... 2013-15  
 York, Brooks ..... 2004-2008  
 Young, Danny..... 2000-2003  
 Young, G.W..... 1881  
 Young, Marius ..... 2014-17  
 Young, Sedale ..... 2011-2013  
 Younger, James ..... 1996-1999  
 Yount, Dave..... 1972-1974

**Z**

Zawicki, Jeff ..... 2006-2008  
 Ziegler, William A. .... 1919-1922  
 Zizac, John R. .... 1945-1948  
 Zunich, Larry ..... 1964-1965  
 Zupicich, John Henry .. 1951-55-56  
 Zydiak, Bob ..... 1972

**NOTE:**

Due to the COVID-19 pandemic, the 2020 season as postponed and Richmond played a four-game season in the 2021 spring.

^ *Played in both spring and fall 2021*

\* *Played in spring 2021 only*  
 ! *Played in fall 2021 only*

**Editor's Note:**  
 The preceding is a list of current and former University of Richmond football players dating from 1881-2018. If any names or dates have been omitted please contact the Athletic Public Relations office at (804) 287-6313 or by email at cgravius@richmond.edu.