



2023-24 SCHEDULE

NOVEMBER

Nov. 6	VMI (ESPN+, MASN2)	W, 93-75
Nov. 11	Siena (ESPN+)	W, 90-48
Nov. 15	at Boston College (ACC Network Extra) ..L, 68-61	
Nov. 20	vs #18 Colorado# (CBS Sports Network) ..L, 64-59	
Nov. 21	vs UNLV# (FloHoops).....	W, 82-65
Nov. 25	Queens (ESPN+, MASN)	W, 90-61
Nov. 29	at Wichita St (ESPN+)	L, 80-68

DECEMBER

Dec. 2	William & Mary (ESPN+, Monumental) ..W, 88-69	
Dec. 6	at Northern Iowa (ESPN+)	L, 78-73
Dec. 9	vs Florida^ (SEC Network)	L, 87-76
Dec. 16	Charlotte (ESPN+, MASN).....	W, 64-56
Dec. 21	Buffalo (ESPN+, MASN/2)	W, 72-66
Dec. 30	Lafayette (ESPN+, Monumental).....	W, 59-38

JANUARY

Jan. 6	St. Bonaventure (ESPN+, Monumental) ..W, 65-54	
Jan. 9	at Loyola Chicago (ESPN+).....	W, 58-56
Jan. 13	George Mason (ESPN+, MASN)....	W, 77-70
Jan. 16	at Duquesne (ESPN+, MASN)	W, 63-61
Jan. 20	at Davidson (ESPN+).....	W, 69-64 (OT)
Jan. 24	George Washington (NBC Sports app)	7p
Jan. 27	Dayton (CBS Sports Network).....	6p
Jan. 31	at Fordham (ESPN+)	7p

FEBRUARY

Feb. 3	at VCU* (ESPNU).....	4p
Feb. 10	La Salle (ESPN+, Monumental).....	2p
Feb. 14	Massachusetts (ESPN+, MASN/2)	7p
Feb. 17	at George Washington (USA Network) ...	12:30p
Feb. 21	at Rhode Island (ESPN+).....	7p
Feb. 24	Davidson (ESPN+, MASN/2)	6p
Feb. 28	at Saint Louis (ESPN+)	8p

MARCH

March 2	VCU (CBS Sports Network).....	6p
March 6	Saint Joseph's (ESPN+, MASN/2).....	7p
March 9	at George Mason (USA Network).....	2:30p
March 12-17	Atlantic 10 Championship.....	

Sunshine Slam (Daytona Beach, Fla.)

^ Orange Bowl Classic (Sunrise, Fla.)

* Richmond Area Honda Dealers Capital City Classic



RICHMOND SPIDERS (13-5, 5-0) vs GW REVOLUTIONARIES (14-4, 3-2)

• The Spiders have won eight straight games, their longest single-season win streak since winning nine in a row while capturing the A-10 Championship and advancing to the Sweet 16 in 2011. UR's eight straight wins are tied for the sixth-longest active streak in Division I.

• Richmond is 5-0 in A-10 play for the second time since joining the conference in 2011 (also started 5-0 in 2016-17). The last time UR opened conference play 6-0 or better was in 1988-89, when the Spiders went 13-1 in the CAA after winning their first eight conference games.

• The Spiders are 9-0 at home this season, matching the longest single-season home winning streak in program history (2009-10 and 1997-98). With a win Wednesday, UR will win 10 straight home games in a season for first time since the program's inception in 1913.

• Richmond and GW split a pair of games last season, with the Spiders winning 73-63 at the Robins Center on January 4 and falling 107-105 in double overtime on the road on February 8, a loss that snapped UR's six-game win streak in the series. The 105 points scored by UR in that game are the most in a loss in program history.

• Richmond has held each of its last eight opponents to no more than 70 points, its longest streak of games allowing 70 or fewer points since 2014-15 (nine straight). The Spiders are allowing 64.4 points this season, second best in the A-10 and 27th in Division I.

• Jordan King scored 13 of Richmond's final 16 points, including all seven in OT, in UR's 69-64 win at Davidson Saturday. King is averaging 18.3 points per game this season, second best in the A-10.

• Isaiah Bigelow finished with 10 points and a game-high 13 rebounds at Davidson. Bigelow, who recorded two double-doubles in his first 109 career games, now has four double-doubles in his last seven outings. He ranks third in the A-10 in defensive rebounding percentage (22.9), per KenPom.

• The Spiders will host Dayton Saturday at 6p on CBS Sports Network. Regardless of Wednesday's results, the winner of that game will be in first place in the Atlantic 10.

WITH A WIN ...

• UR would be 10-0 at home this season, the longest single-season home win streak in program history.

• UR would be 6-0 in the A-10 for the first time ever and 6-0 in conference play for the first time since 1988-89 (opened 8-0 in the CAA).

• UR would extend its win streak to nine games, its longest in a season since 2010-11.

• UR would win its sixth straight home game vs GW and improve to 7-1 in its last eight overall games vs GW.

THE MATCHUP

ALL-TIME SERIES LEADER.....	GW, 64-43
CURRENT STREAK	GW W1
RICHMOND AT HOME	24-27
RICHMOND ON ROAD	15-34
RICHMOND AT NEUTRAL SITE	4-3
LAST GAME.....	2/8/2023 (GW, 107-105 [2 OT])
FIRST GAME	1/11/1926 (GW, 28-23)



CHRIS MOONEY

RICHMOND SPIDERS HEAD COACH

SEASONS at RICHMOND:..... 19th
W-L at RICHMOND: 338*-263
W-L in DIVISION I: 356-275
W-L vs OPPONENT: 18-13
* Most wins in Richmond history

WATCH

STREAMING ON



NBC SPORTS APP & NBCSPORTS.com

PxP: Ahmed Fareed Analyst: Matt McCall

LISTEN



ESPN RICHMOND

PxP: Bob Black Analyst: Greg Beckwith

FOLLOW

@SpiderMBB @SpiderMBB

f Richmond Spiders Men's Basketball

RichmondSpiders.com



QUICK FACTS

University Information

Location Richmond, VA 23173
 Founded 1830
 Total Enrollment 3,890
 Nickname Spiders
 Colors Red and Blue
 Arena Robins Center
 Opened 1972 (52nd season)
 Capacity 7,201
 President Kevin F. Hallock
 Athletics Director John Hardt

Team Information

Conference Atlantic 10
 2022-23 Record 15-18
 Letterwinners Returning/Lost 8/8
 Starters Returning/Lost 1/4
 Newcomers 8

Program History

First Season 1913-14 (111th season)
 All-Time Record Entering 2023-24 1,466-1,262
 NCAA Appearances/W-L 10/9-10
 (1984, '86, '88, '90-91, '98, 2004, '10-11, '22)
 NIT Appearances/W-L 10/11-10
 Conference Championships 7
 (1984, '88, '90-91, '98, 2011, '22)

Coaching Staff

Head Coach Chris Mooney, 19th season
 Alma Mater Princeton (1994)
 W-L at Richmond entering 2023-24 325-258
 Career D-I W-L/Yrs entering 2023-24 343-270/18
 Associate Coach Peter Thomas, 2nd season
 Alma Mater Richmond (2007)
 Assistant Coach David Boyden, 2nd season
 Alma Mater Western Kentucky (2003)
 Assistant Coach Will Gipe, 8th season
 Alma Mater Virginia Tech (2014)
 Asst Coach/Operations Mark McGonigal, 8th season
 Alma Mater Richmond (2009)
 Asst Coach/Development Jack Fahed, 2nd season
 Alma Mater James Madison (2021)
 Video Coordinator Darian Dollar, 1st season
 Alma Mater South Florida (2020)

Support Staff

Athletic Trainer Andy McPherson
 Strength Coach Jay DeMayo
 Director of Academics Courtney Hughes
 Athletics Web Site RichmondSpiders.com
 Athletics Dept Phone (804) 289-8363
 PR Director Jason Vida
 Cell Phone (267) 566-2130
 Office Phone (804) 289-8320
 Email jvida@richmond.edu

ROSTER & PRONUNCIATION GUIDE

No.	Name	Pos	Year	Ht	Wt	Hometown (High School/Previous School)
1	Trevor Smith	G	FR	6'0"	165	Newport News, Va. (Woodside)
2	Jordan King	G	GR	6'0"	175	Albany, N.Y. (Christian Brothers/Siena/ETSU)
3	DeLonnie Hunt	G	SR	6'0"	175	Upper Marlboro, Md. (Rock Creek Christian/Wagner)
4	Dji Bailey	G	SR	6'5"	195	Wilson, N.C. (Greenfield School)
5	Collin Tanner	G	FR	6'6"	195	Creedmoor, N.C. (Combine Academy)
9	Tyler Harris	F	GR	6'7"	205	Charlotte, N.C. (Independence/Western Carolina)
10	Liam Weaver	G	JR	6'2"	190	Shawnee, Kan. (Pembroke Hill (Mo.))
11	Jason Roche	G	JR	6'5"	200	Berkeley, Calif. (St. Mary's College High/Citadel)
12	Mikkel Tyne	G	FR	5'10"	180	Toronto, Ontario (Bishop Walsh (Md.))
13	Jack Graham	G	FR	6'3"	185	Smithfield, R.I. (Milton Academy (Mass.))
16	Ryan Soulis	F	FR	6'10"	215	Athens, Greece (Asheville School (N.C.))
21	Mike Walz	C	SO	6'11"	250	Berwyn, Pa. (Conestoga)
24	Isaiah Bigelow	F	GR	6'7"	205	Greensboro, N.C. (Ben L. Smith/Wofford)
25	Quentin Southall	G	SR	6'3"	195	Alexandria, Va. (Georgetown Prep (Md.))
32	Neal Quinn	C	SR	7'0"	260	Allendale, N.J. (Ramapo/Lafayette)
35	Aidan Noyes	F	R-SO	6'7"	195	Cincinnati, Ohio (Archbishop Moeller)

PRONUNCIATION GUIDE

Dji Bailey	Jai (rhymes with fly)
Isaiah Bigelow	BIG-eh-loh
Jack Fahed	fay-HED
Aidan Noyes	noise
Jason Roche	roach
Ryan Soulis	SOO-liss
Mikkel Tyne	mik-KELL tine (rhymes with sign)
Michael Walz	walls

BREAKDOWN BY CLASS

Freshmen (5): Graham, Smith, Soulis, Tanner, Tyne
 Sophomores (2): Noyes, Walz
 Juniors (2): Roche, Weaver
 Seniors (4): Bailey*, Hunt*, Quinn, Southall*
 Grad Students (3): Bigelow, Harris, King
 * Has additional season of eligibility beyond 2023-24 season

BREAKDOWN BY STATE/COUNTRY

California (1): Roche
 CANADA (1): Tyne
 GREECE (1): Soulis
 Maryland (1): Hunt
 Missouri (1): Weaver
 North Carolina (4): Bailey, Bigelow, Harris, Tanner
 New Jersey (1): Quinn
 New York (1): King
 Ohio (1): Noyes
 Pennsylvania (1): Walz
 Rhode Island (1): Graham
 Virginia (2): Smith, Southall



THE OPPONENT

MEETINGS LAST 50 YEARS GW LEADS, 64-43

Date	Site	W/L	Score	Series
1/15/1975	A	L	80-101	15-43
12/20/1975	H	L	77-84	15-44
11/27/1976	H	W	64-62	16-44
2/7/1977	A	W	81-80	17-44
11/30/1977	H	L	54-60	17-45
2/10/1979	A	L	77-99	17-46
12/22/1979	H	L	78-86	17-47
12/3/1980	A	W	92-69	18-47
2/15/1993	A	L	77-79 (OT)	18-48
12/11/1994	H	W	78-74	19-48
12/9/2000	A	W	84-80 (OT)	20-48
1/30/2002	H	W	61-53	21-48
2/23/2002	A	L	49-53	21-49
1/21/2003	H	W	63-57	22-49
2/16/2003	A	L	50-64	22-50
1/31/2004	H	W	72-65	23-50
2/28/2004	A	W	75-67	24-50
1/22/2005	H	W	70-59	25-50
2/12/2005	A	L	63-80	25-51
2/5/2006	A	L	55-80	25-52
2/18/2006	H	L	51-64	25-53
1/17/2007	H	L	58-63	25-54
2/21/2007	A	L	49-68	25-55
2/23/2008	A	L	53-59	25-56
1/10/2009	A	W	60-48	26-56
2/28/2009	H	L	57-66	26-57
1/23/2010	A	W	62-57	27-57
2/20/2010	H	W	74-70	28-57
1/19/2011	H	W	68-58	29-57
2/9/2011	A	W	69-65	30-57
1/18/2012	A	L	65-83	30-58
2/11/2012	H	L	67-69	30-59
2/27/2013	H	W	73-64	31-59
2/18/2014	H	L	65-73	31-60
1/15/2015	A	L	70-73 (2OT)	31-61
2/21/2015	H	W	56-48	32-61
1/28/2016	A	W	98-90 (2OT)	33-61
2/24/2016	H	L	61-73	33-62
1/8/2017	A	W	77-70	34-62
2/4/2017	H	W	84-75	35-62
3/10/2017	N	W	70-67	36-62
1/13/2018	H	W	78-68	37-62
2/21/2018	A	L	77-103	37-63
1/12/2019	A	W	76-56	38-63
2/9/2019	H	W	89-63	39-63
2/1/2020	H	W	76-54	40-63
2/26/2020	A	W	73-70	41-63
2/22/2022	A	W	84-71	42-63
1/4/2023	H	W	73-63	43-63
2/8/2023	A	L	105-107 (2OT)	43-64
Home: 24-27 (Robins Center: 15-10)				
Away: 15-34 Neutral: 4-3				

LAST MEETING - 2/8/2023

GEORGE WASHINGTON 107, RICHMOND 105 (2 OT)

Richmond - 105

Record: 12-13 (5-7)

NO. Name	Min	FG M-A	3P M-A	FT M-A	Rebounds OR DR TOT	Fouls PF FD	TP	AS	TO	ST	Blocks BS BA	+/-
15 Tyler Burton	F 36:19	4-16	1-7	6-8	3 3 6	2 5	15	3	2	1	0 0	-10
13 Matt Grace	F 40:47	10-17	5-9	3-4	0 5 5	1 3	28	2	1	1	1 1	-1
32 Neal Quinn	C 25:20	4-8	1-1	4-6	2 3 5	2 8	13	4	1	0	0 0	-5
4 Dji Bailey	G 29:31	2-3	0-1	2-3	1 2 3	5 3	6	1	2	2	0 0	7
22 Andre Gustavson	G 45:38	3-4	1-2	2-2	0 1 1	5 1	9	2	0	1	0 0	0
11 Jason Roche	17:42	4-8	1-4	0-0	1 0 1	0 1	9	1	0	0	0 0	-2
24 Isaiah Bigelow	35:06	7-9	2-4	2-2	3 6 9	3 2	18	3	0	2	1 0	8
1 Jason Nelson	10:09	1-3	1-3	0-0	0 1 1	2 0	3	0	0	0	0 0	-8
2 Marcus Randolph	09:28	2-4	0-1	0-0	0 0 0	0 0	4	0	0	0	1 1	1
Team					0 0 0		0		1			
Totals		37-72	12-32	19-25	10 21 31	20 23	105	16	7	7	3 2	-2

Technical Fouls: NONE

Shooting By Period		
1st FG%	14-29	48.3%
3PT%	6-12	50.0%
FT%	3-5	60%
2nd FG%	16-28	57.1%
3PT%	4-11	36.4%
FT%	9-10	90%
OT FG%	7-15	46.7%
3PT%	2-9	22.2%
FT%	7-10	70%
GM FG%	37-72	51.4%
3PT%	12-32	37.5%
FT%	19-25	76.0%

Dead Ball Rebounds: 0, 0

George Washington - 107

Record: 12-12 (6-5)

NO. Name	Min	FG M-A	3P M-A	FT M-A	Rebounds OR DR TOT	Fouls PF FD	TP	AS	TO	ST	Blocks BS BA	+/-
4 Ricky Lindo Jr.	F 46:00	7-12	0-1	4-8	4 9 13	4 6	18	2	1	0	0 0	0
13 Hunter Dean	F 18:06	4-5	0-0	0-0	1 3 4	5 0	8	2	0	1	0 1	-2
2 Maximus Edwards	G 43:01	3-11	3-8	2-6	1 15 16	2 4	11	1	2	1	0 0	3
10 Brendan Adams	G 47:30	12-18	9-12	2-2	0 0 0	2 2	35	6	4	0	0 0	3
11 James Bishop	G 46:00	13-23	2-6	5-5	2 0 2	1 8	33	10	5	1	0 2	-1
3 Amir Harris	24:46	0-1	0-1	0-0	0 1 1	5 0	0	1	0	1	0 0	2
21 Noel Brown	18:01	0-0	0-0	0-0	2 1 3	4 0	0	0	0	1	2 0	5
20 Owanzi Samuels	06:36	1-2	0-1	0-0	0 0 0	0 0	2	0	0	0	0 0	0
Team					3 2 5		0		0			
Totals		40-72	14-29	13-21	13 31 44	23 20	107	22	12	5	2 3	2

Technical Fouls: NONE

Shooting By Period		
1st FG%	15-27	55.6%
3PT%	2-11	18.2%
FT%	3-6	50%
2nd FG%	18-30	60.0%
3PT%	9-12	75.0%
FT%	2-2	100%
OT FG%	7-15	46.7%
3PT%	3-6	50.0%
FT%	8-13	61.5%
GM FG%	40-72	55.6%
3PT%	14-29	48.3%
FT%	13-21	61.9%

Dead Ball Rebounds: 6, 0

	UR	GW	Points from	UR	GW	Period by Period Scoring			
Biggest lead	5 (1st 2:55)	8 (2nd 8:17)	Turnovers	17	9	1st	2nd	OT1	OT2
Best Scoring Run	11 (2nd 2:31)	8 (1st OT 3:12)	Paint	44	46	UR	37	45	10
Lead Changes	9		Second Chance	13	20	OT2	13	105	
Times Tied	8		Fast Breaks	9	3	GW	35	47	10
Time with Lead	13:19	31:18	Bench	34	2		15	107	

WASHINGTON, D.C. – The Richmond Spiders fell to George Washington in a double overtime slugfest Wednesday at the Smith Center, ultimately ending up on the wrong side of 107-105 final in a game where both teams seemed to be on the verge of securing a win on multiple occasions.

Richmond trailed by seven points in the first half, overcame a pair of seven-point deficits in the second half, and was down five in the first overtime period. The Spiders rallied to take a lead at halftime, rallied to take a five-point lead in the final minute of regulation, and rallied to have a chance to win in the first overtime before finally falling in double OT.

"There were so many positive things, starting with how hard we fought," said Spiders Head Coach Chris Mooney. "We came back in the first half. We came back in second half. There are a lot of positives to take from this. I'm really proud of our effort."

The Spiders were led by Matt Grace for a second straight game. After setting a career high with 21 points in Sunday's win vs Fordham, Grace set a new career high with 28 points Wednesday evening.

"Matt was just tremendous. I thought he played a great game on Sunday and he was even better today. Just an incredible game," said Mooney.

Grace's scoring effort wasn't enough to offset GW's starting backcourt, which combined for 68 points: 35 from Brendan Adams and 33 from James Bishop.

"We have a good defensive backcourt and they were just a little bit too much for us. They both had incredible games," said Mooney.

Richmond seemed to be on its way to a win in regulation after the Spiders used a 14-2 run to turn a seven-point deficit into a five-point lead with just over a minute remaining.

But a three-pointer from Edwards cut the lead to two with 42 seconds on the clock. 16 seconds later, a high-arching three from Bishop cut GW's deficit to one, at 80-79. Following a pair of free throws from Andre Gustavson, Bishop scored at the rim and was fouled by Gustavson, converting the And-1 to tie the game at 82 with 17 seconds left. Tyler Burton's layup attempt bounced off the rim just before the buzzer, sending the game to overtime.

"At the end of regulation, they made really, really, really hard shots," said Mooney of Bishop and Edwards. "They're super talented guards. They made extremely hard shots. They were deep. They were contested. [It's a] credit obviously to them and their level of ability."

"We scored 82 in regulation. I think we've got to win a game like that," said Grace. "Our defense has to be good enough. When we score 82 points and we're playing that well offensively, we've got to win those games."

Richmond trailed by five with less than two minutes remaining in the first overtime when Burton hit a three-pointer to cut the score to 91-89. With just over a minute left, Isaiah Bigelow nailed a three from the right wing to tie the game at 92.

After a stop on the defensive end, the Spiders worked the ball down low to Neal Quinn, who spun to the basket and attempted a left-handed layup in traffic. The ball wouldn't go down, sending the game to a second overtime, Richmond's first double OT game since January 28, 2016 (also at GW).

A pair of three-pointers from Adams sandwiched around an old-fashioned three-point play from Bishop gave George Washington a 101-94 lead in the second overtime, and the Spiders couldn't get any closer than two points down the stretch.

The loss, Richmond's first in its last seven games vs GW, dropped the Spiders to 12-13 on the season and 5-7 in the Atlantic 10.



THE BIG PICTURE

FLIP THE SCRIPT

Half of the members of the 2023-24 Spiders are new to Richmond, a group that includes three transfers and five freshmen and ties the most newcomers (8) Chris Mooney has ever had in his 19 seasons with the Spiders.

UR added a pair of All-Conference performers from the transfer portal this offseason. Jordan King, who led East Tennessee State with 15.6 points per game in 2022-23, was a 2023 Third Team All-Southern Conference selection. DeLonnie Hunt, the 2021 NEC Rookie of the Year, led Wagner with 11.1 points per game last season and was a 2023 Third Team All-NEC honoree. Tyler Harris also transferred to UR after starting 77 games at Western Carolina over the last four seasons.

After accepting just seven incoming transfers during his first 17 years at Richmond, Chris Mooney has now brought in six transfers over the last two seasons.

Also new to Richmond are five true freshmen, including Trevor Smith, the reigning Class 5 Virginia State Player of the Year, and Collin Tanner, rated as the No. 2 recruit in North Carolina's Class of 2023 by some scouting services.

WHO'S BACK

Richmond returns eight players from last year's roster, UR's second-fewest returners ever during Chris Mooney's tenure (7 in 2006-07), and one starter, matching the fewest under Mooney (also 1 in 2011-12).

Last season, center Neal Quinn finished first on the team with 2.9 assists per game, second with 9.5 points per game, and third with 4.5 rebounds per game while shooting 54.2 percent from the field, ninth best in the A-10 among qualifiers.

Quinn, whose father was born in Ireland, spent part of his summer competing with the Irish National Team at the FIBA EuroBasket 2025 Pre-Qualifiers. Quinn averaged 8.0 points, 4.8 rebounds, and 3.8 assists per game as Ireland went 2-2.

RATE OF RETURN

Richmond's eight returning players accounted for 38 percent of UR's scoring and 36% of the team's total minutes played last year. Quinn ranked second on the team in scoring, while Isaiah Bigelow ranked fifth (7.9 PPG) and Jason Roche ranked sixth (6.3 PPG), giving UR three of their top six scorers back from last year.

Richmond Entering This Season		
	Returning	Departing
Minutes	36%	64%
Points	38%	62%
Rebounds	44%	56%
Assists	39%	61%
Steals	31%	69%
Blocks	42%	58%

STAFF STEPS UP

Chris Mooney was forced to step away from the team at the end of the 2022-23 season to undergo a heart procedure, which he did at UVA Medical Center on February 28. Mooney missed the final six games of the season and returned to the team fully in April.

During Mooney's absence, Peter Thomas served as Interim Head Coach. Thomas led the Spiders to a 15-point comeback win over preseason A-10 co-favorite Saint Louis in his first game in the interim role. In the opening round of the A-10 Championship, Thomas and the Spiders defeated UMass by 33 points, the second largest margin of victory in the history of the event. Thomas was promoted to Associate Head Coach in June 2023.

Thomas wasn't the only Spider staff member promoted

this offseason. Mark McGonigal was elevated to Assistant Coach/Operations and Jack Fahed was promoted to Assistant Coach/Development to take advantage of new NCAA rules allowing for five assistants.

Darian Dollar, a 2020 USF graduate, joined the staff as Video Coordinator.

PRESEASON POSITION

The Spiders were picked 11th in the Atlantic 10 Pre-season Poll, which was unveiled at A-10 Media Day at Barclays Center in Brooklyn, NY on October 17.

Atlantic 10 Preseason Poll	
	Points
1. Dayton (20)	370
2. VCU (3)	321
3. St. Bonaventure (1)	319
4. Duquesne	302
5. Saint Joseph's	257
6. Saint Louis	225
7. Fordham (1)	215
8. Loyola Chicago	177
9. George Washington	173
10. George Mason	146
11. Richmond	137
12. Davidson	118
13. Massachusetts	93
14. Rhode Island	76
15. La Salle	71
* 1st-place votes in parentheses	

MOONEY IS MONEY

Chris Mooney owns Richmond records for most total wins (325 entering 2023-24), most wins in a season (29 in 2010-11), most conference wins in a season (14 in 2019-20), highest NCAA Tournament seed (7th in 2010), higher NIT seed (1st overall in 2015), and highest A-10 Championship seed (2nd in 2020).

Mooney is one of 11 coaches ever to win multiple A-10 championships, and his two A-10 titles are tied for the fifth-most of any coach in conference history. Richmond and Saint Louis are the only A-10 schools with multiple A-10 titles and three or more NCAA Tournament wins during Mooney's tenure at UR (since 2005-06).

2023-24 is Mooney's 19th season with Richmond. The only coaches in A-10 history with a longer tenure at a single school are John Chaney (24 seasons at Temple) and Phil Martelli (24 seasons at Saint Joseph's).

UR's win vs St. Bonaventure on Jan. 6 was the 334th of Mooney's tenure at Richmond, moving him past former West Virginia coach Gale Catlett into third place on the list of most total wins by an Atlantic 10 coach. 10 days later, he coached in his 600th game at Richmond, leading the Spiders to a 63-61 win at Duquesne.

Mooney enters the 2023-24 season tied for the ninth-longest tenured coach in Division I. The only coaches who have been at their current schools longer than Mooney are Tom Izzo (Michigan State), Greg Kampe (Oakland), James Jones (Yale), Mark Few (Gonzaga), Randy Bennett (St. Mary's), Leonard Hamilton (Florida State), Bill Self (Kansas), and Scott Drew (Baylor).

Mooney signed an extension with UR after leading the Spiders to the 2022 Atlantic 10 title and a win over Big Ten champion Iowa in the 2022 NCAA Tournament. He is under contract through 2026-27.

SHOOT YOUR SHOT

Under Mooney, Richmond strives to schedule as many power-conference opponents as possible during the non-conference season, a task that has become more difficult in recent years.

The Spiders entered 2023-24 as one of just two A-10 teams (along with Rhode Island) with three guaranteed

THE LAST TIME

TEAM

Ranked in AP Top 25: 12/7/20 | #19 (highest since 1957)
Defeated Top 10 Team: 11/29/20 | #10 Kentucky, 76-64 (road)
Defeated Top 25 Team: 3/17/22 | #16 Iowa, 67-63 (neutral)
Defeated Top 25 Team, Home: 2/25/15 | #22 VCU, 67-63
Defeated Top 25 Team, Away: 11/29/20 | #10 Kentucky, 76-64
Defeated Top 25 Team, Neutral: 3/17/22 | #16 Iowa, 67-63
Scored 90+: 11/25/23 | vs Queens, W 90-61
Scored 100+: 2/8/23 | at GW, L 107-105 (2 OT)
Allowed Less Than 50: 12/30/23 | vs Lafayette, W 59-38
Allowed Less Than 40: 12/30/23 | vs Lafayette, W 59-38
Double-digit comeback win: 1/16/24 | at Duquesne, W 63-61 (10)
Shot Over 60% FG: 12/1/21 | at Wofford, W 73-64 (62.2)
Held Opp Under 35% FG: 12/30/23 | vs Lafayette, W 59-38 (25.0)
Allowed Fewer 10 pts, half: 12/13/22 | vs FDU, W 77-48 (9 - 1st)
Made 15+ 3PT FG: 2/21/23 | vs Saint Louis, W 81-78 (17)
Made 0 3PT FG: 1/25/16 | vs. Davidson, L 78-70 (0-15)
Made 35+ FT: 2/6/93 | vs. UNCW, W 91-69 (36)
50+ Rebounds: 3/6/20 | at Duquesne, W 73-62 (50)
25+ Assists: 11/22/21 | vs Hofstra, W 81-68 (26)
15+ Blocks: 1/13/10 | vs. UMass, W 70-63 (17, SR)
15+ Steals: 11/18/12 | at Minn, L 72-57 (15)
3 or fewer turnovers: 12/1/18 | vs. Wake Forest, W 84-74 (3)

INDIVIDUAL

6+ players in double digit scoring: 3/18/15 | vs. SFBK, W, 84-74
3 players, 20+ pts: 11/14/19 vs Vanderbilt |
Jacob Gilyard (26), Blake Francis (24), Nathan Cayo (20)
2 players, 25+ pts: 1/28/17 vs. Duquesne
(T.J. Cline 34, ShawnDre' Jones 30)
Scored 50+ pts: Bob McCurdy (53) vs. Appalachian St, 2/26/75
Scored 40-49: Bob McCurdy (46) vs West Virginia, 2/17/75
Scored 35-39: Tyler Burton (38) at Charleston, 11/14/22
Scored 30-34: Jordan King (31) vs George Mason, 1/13/24
Scored 25-29: Jordan King (29) vs William & Mary, 12/2/23
Made 6+ 3PT FG: Jordan King (6) vs George Mason, 1/13/24
Made 15+ FT: Terry Allen (17) vs. Cal, 11/27/15
Had 25+ Reb: George Grodzicki (25) vs. GW, 12/6/61
Had 15+ Reb: Tyler Burton (15) vs Syracuse, 11/21/22
2 players w/ 10+ reb: Burton (12), Cayo (11), & Golden (10) at SLU, 1/2/22
Had 15+ assists: Greg Beckwith (16) vs Navy, 2/25/86
Had 10+ assists: Jacob Gilyard (11) at George Mason, 2/9/22
Had 5+ steals: Jordan King (5) vs George Mason, 1/13/24
Had 5+ blocks: Grant Golden (6) vs George Mason, 2/27/19
Multiple players with double-double: Gilyard (17 Pts 10 Ast) & Burton (12 Pts 13 Reb) vs UMass, 1/5/22
Triple-Double: T.J. Cline (19 pts 11 reb 12 assists) vs. SLU, 3/4/17

SPIDERS W-L WHEN ...

	OVERALL	ATLANTIC 10
Scores 60 or more	11-4	4-0
Scores 70 or more	7-2	1-0
Scores 80 or more	5-0	--
Scores under 60	2-1	1-0
Allows under 60	5-0	2-0
Allows under 70	11-2	4-0
Allows 70 or more	2-3	1-0
Decided by 5 or less	3-2	3-0
Leading/tied, 5 min left	11-0	3-0
Trailing, 5 min left	2-5	2-0
Leading/tied, half	12-2	4-0
Trailing, half	1-3	1-0
Higher FG pct	12-3	5-0
Lower/Same FG pct	1-2	--
FG pct over 50	4-0	--
FG pct under 40	2-0	1-0
Outrebounded opponent	7-0	2-0
Outrebounded by opponent	6-5	3-0
Fewer/same turnovers	10-3	4-0
More turnovers	3-2	1-0
Fewer/same assists	3-4	2-0
More assists	10-1	3-0
Day (before 5p)	3-1	2-0
Night (5p or later)	10-4	3-0
White jersey	10-1	2-0
Blue jersey	2-3	2-0
Red jersey	1-1	1-0

THE BIG PICTURE

games against power-conference opponents: November 15 at Boston College, November 20 vs Colorado, and December 9 vs Florida.

Mooney has led the Spiders to 27 wins vs power-conference opponents during his tenure at UR.

#PROSPIDERS

Four members of Richmond's 2022 Atlantic 10 championship team have gone on to play professionally, part of the 28 pro players the Spiders have produced during Chris Mooney's tenure.

2022 A-10 Championship MOP Jacob Gilyard is currently playing for the Memphis Grizzlies in the NBA. As a member of the Memphis Hustle last season, Gilyard led the NBA G League in assists. Gilyard is the fourth Spider to play in the NBA. His 466 career steals remain the most in NCAA Division I history.

Grant Golden, the second-leading scorer in Richmond history, is playing for Cremona in Italy's Serie A after averaging 17.3 points, 10.9 rebounds, and 5.2 assists per game for the Grand Rapids Gold in the NBA G League last season.

Nathan Cayo played for the Memphis Hustle in the NBA G League this season, and Matt Grace is playing professionally in Cyprus.

Cayo was teamed with former Spider teammate Blake Francis (Class of 2021) on the CEBL's Montreal Alliance this summer. Francis is now playing for Medipolis Science City Jena in Germany.

VOICE OF THE SPIDERS

For the 41st straight season, Bob Black is handling play-by-play duties for Spider Men's Basketball broadcasts. Black also hosts an afternoon show on ESPN Richmond, the Spiders radio rights-holder.

In 2023, Black received the Atlantic 10's Bob Vetrone Media Award, which recognizes those whose service, professionalism and commitment have made a lasting contribution to the A-10's student-athletes and institutions. Last April, he was also recognized by Richmond Athletics for his 40 years of service as the recipient of the Distinguished Faculty/Staff Award.

Black is teamed with analyst Greg Beckwith, a member of the Richmond Athletics Hall of Fame who is second on UR's career assists and steals lists. Black and Beckwith have been paired together on Spider broadcasts for 21 seasons.

In addition to doing the ESPN Richmond radio broadcast for all Robins Center games on national TV, Black and Beckwith anchor the SpiderTV broadcast for all of Richmond's home games on regional TV. Those broadcasts are produced and directed by Richmond Athletics Video Specialist Blake Ellett.

OFFENSIVE FLOW

Richmond runs a fast-paced offensive system that requires every player on the court to handle the ball, pass, and cut – often on the same possession.

The Richmond offense embodies the concept of "position-less basketball." While shorter players will begin most possessions further away from the basket and taller players will begin most possessions on the wing or in the paint, they will rarely end up anywhere near where they started. Possessions are a frenzy of back-door cuts, entry passes to the high and low post, screens both on the ball and off the ball that, ideally, lead to an open high-percentage shot at the rim or from three-point range.

The Spiders often excel at finding teammates and taking care of the ball, but after ranking in the top 25 in the nation in assist-to-turnover ratio in four straight

seasons, UR slipped to 167th in 2022-23.

In terms of offensive efficiency, Richmond ranked in the top 100 in the nation in six of eight seasons from 2014-15 to 2021-22. Last season, the Spiders produced 103.5 points per 100 offensive possession (via KenPom), ranking 202nd in Division I, their lowest in any season since Chris Mooney's second season with the program in 2006-07.

MAN-TO-MAN 'D'

Richmond has played almost exclusively man-to-man defense in each of the previous four seasons after mostly relying on a match-up zone scheme for many years. Playing man-to-man, Richmond has ranked among D-I's top 120 defenses via KenPom's defensive efficiency metric in four straight seasons (including 117th in 2022-23) after finishing outside the top 200 in 2017-18 (234th) and 2018-19 (287th). Assistant Coach David Boyden oversees much of UR's defensive gameplan and strategy.

ATTENDANCE OVERLOAD

Richmond averaged 6,285 fans at its home games in 2022-23, nearly double the school's enrollment of undergraduate enrollment of 3,164. For the second straight season, Richmond was the smallest school in Division I to average at least 6,000 fans, narrowly edging out Siena (undergrad enrollment of 3,498).

The Spiders played before five capacity crowds of 7,201 in 2022-23, the program's most sellouts in a season since 2017-18.

UR has ranked among the top 80 D-I teams in average attendance in back-to-back seasons for the first time since 1991-93.

FAMILY BUSINESS

Several Spiders have family members who participated in college athletics.

- Trevor Smith's father Tim is the all-time leading scorer at East Tennessee State University, totaling 2,300 points for the Buccaneers during his career. He was named the 2006 Atlantic Sun Player of the Year in ETSU's first season in the conference after earning First Team All-Southern Conference honors in 2004 and 2005.

- Ryan Soulis' dad Vasilis played professionally for eight seasons, seven in Greek Basket League and one in EuroLeague with Olympiacos in 2000-01.

- Mikkel Tyne's older brother Malik played linebacker at Towson and with the Edmonton Elks in the CFL.

- Tyler Harris' cousin Oryend Fisher is a freshman defensive lineman on the West Virginia football team.

- Jason Roche's cousin Christine Cleary played basketball at Wisconsin, while another cousin Joe Cleary ran track for the Badgers.

- Quentin Southall is the son of Cornelius Southall, who played defensive back for Notre Dame and led the Irish to a national championship in 1988.

- Neal Quinn's dad William played college golf at St. John's University, and Liam Weaver's father Tim ran track at Tulsa.

SIGNING CLASS

Richmond added a pair of athletic forwards on signing day in November. Bryson McGlothlin, a 6'7" forward from Plano, Tex., is the No. 25 player in the Texas' Class of 2024, according to 247 Sports composite rankings. Jaylen Robinson, a 6'6" forward from Jacksonville, Fla., is the 20th-ranked player in Florida's Class of 2024, according to FloridaHoops.com.

BIG GAMES

20-POINT GAMES

NAME	CAREER	LAST
Jordan King	26 (18 before UR)	24 (Davidson, 1/20/24)
Neal Quinn	12 (7 at Lafayette)	23 (Buffalo, 12/21/23)
Jason Roche	7 (7 at Citadel)	23 (Citadel, 2/10/22)
DeLonnie Hunt	4 (4 at Wagner)	20 (SFPA, 1/13/24)
Isaiah Bigelow	1 (1 at Wofford)	28 (No. Greenville, 12/13/19)

DOUBLE-FIGURE SCORING GAMES

NAME	CAREER	LAST
Jordan King	79 (62 before UR)	24 (Davidson, 1/20/24)
Neal Quinn	65 (38 at Lafayette)	16 (Duchesne, 1/16/24)
Isaiah Bigelow	42 (19 at Wofford)	10 (Davidson, 1/20/24)
DeLonnie Hunt	39 (36 at Wagner)	11 (Mason, 1/13/24)
Jason Roche	27 (19 at Citadel)	11 (Duchesne, 1/16/24)
Tyler Harris	23 (23 at WCU)	14 (ETSU, 2/15/23)
Dji Bailey	11	10 (Davidson, 1/20/24)
Mikkel Tyne	2	10 (Lafayette, 12/30/23)
Mike Walz	1	12 (UNLV, 11/21/23)

DOUBLE-FIGURE REBOUNDING GAMES

NAME	CAREER	LAST
Isaiah Bigelow	9 (4 at Wofford)	13 (Davidson, 1/20/24)
Neal Quinn	9 (7 at Lafayette)	10 (VMI, 11/6/23)
Tyler Harris	4 (4 at WCU)	10 (Chattanooga, 2/9/22)

DOUBLE-FIGURE ASSIST GAMES

NAME	CAREER	LAST
Neal Quinn	1 (1 at Lafayette)	10 (NJIT, 12/5/21)

DOUBLE-DOUBLES

NAME	CAREER	LAST
Neal Quinn	7 (7 at Lafayette)	22 Pts 10 Reb (2/2/22)
Isaiah Bigelow	6 (1 at Wofford)	10 Pts 13 Reb (1/20/24)
Tyler Harris	1 (1 at WCU)	16 Pts 11 Reb (1/5/22)

SPIDERS IN OVERTIME

All-Time Record: 80-57

2023-24 OT Record: 1-0

Last OT Game: W at Davidson, 69-64, 1/20/24

Last OT Win: W at Davidson, 69-64, 1/20/24

Last OT Loss: L at GW, 107-105 (2 OT), 2/8/23

Double OT Record: 12-12

Last 2OT Game: L at GW, 107-105, 2/8/23

Triple OT Record: 8-1

Last 3OT Game: L, vs. Saint Louis, 85-72, 2/8/09

Home OT Record: 42-20

Last Home OT Game: W vs Vanderbilt, 93-92, 11/14/19

Road OT Record: 28-32

Last Road OT Game: W at Davidson, 69-64, 1/20/24

Neutral OT Record: 10-5

Last Neutral OT Game: L vs Syracuse, 74-71, 11/21/22

SPIDERS BY THE NUMBERS

10 NCAA Tournament Appearances

7 Conference Championships

9 NCAA Tournament Wins/2 Sweet Sixteens

9 NCAA tourney wins when seeded 12th or higher (3 more than any other school)

1st 15-seed to beat a 2-seed (1991 vs Syracuse)

28 Professional Players under Chris Mooney

15 Wins over Top 25 since 2008



WHERE THE SPIDERS DWELL

ROBINS CENTER

Built in 1972 through the generosity of the E. Claiborne Robins family, the Robins Center is in its 52nd season as one of the premier small-school college basketball arenas in the nation.

In its 51st season in 2022-23, an average crowd of 6,285 attended Richmond's home games, nearly double the school's enrollment of undergraduate enrollment of 3,164. For the second straight season, Richmond was the smallest school in Division I to average at least 6,000 fans, narrowly edging out Siena (undergrad enrollment of 3,498).

The Spiders played before five capacity crowds of 7,201 in 2022-23, the program's most sellouts in a season since 2017-18.

The facility is much more than a basketball arena, however. The Robins Center has been home to addresses by world leaders, University commencements, WTA Tour events, track competitions, water polo matches, concerts, a 1992 Presidential Debate, and more.

Renovations to the lower level of the building in 2018 resulted in the creation of the Blandford-Everett Student-Athlete Performance Center, which provides Richmond's student-athletes with the latest strength and conditioning equipment, access to a nutrition fueling center, and a state-of-the-art sports medicine facility.

The arena underwent a \$17 million renovation in 2013 that revamped the lighting system and installed four 33' x 15' video boards in the corner sections. The renovation also reduced the arena's capacity from more than 9,000 to its current 7,201.



Capacity	7,201
Season	52nd
1st Game	12/3/1972 (L vs Maryland)
All-Time Record	497-241 (9-0 this season)
2022-23 Average Attendance	6,285 (+214)
2022-23 D-I Attendance Rank	79th (2nd straight year in top 80)
2022-23 Sellouts	5 (Duquesne, VCU, Fordham, Loyola, GMU)
Most Home Wins In A Season	16 (2014-15)

QUEALLY ATHLETICS CENTER

The Queally Athletics Center is the everyday home of Spiders basketball.

Opened in October 2020 following 18 months of construction, the \$15 million practice facility's centerpiece is Breed Family Practice Court. The gym includes a replica of the Robins Center court plus two additional half-courts and two more retractable baskets on the sidelines of the main court, for a total of six in the facility. Steps from the court is a 20-seat theater that allows for instant review of practice film and diagramming of offensive and defensive schemes.

The Boggs Strength and Conditioning Room, used exclusively by the men's and women's basketball teams, abuts the court's endline and is separated only by a pair of see-through retractable overhead doors. A six-table Sports Medicine suite, a hydrotherapy room with two pools, and the Bugg Fueling Station all border the strength and conditioning area and form the Ball Family Training Center.

Locker rooms and lounges for the men's and women's teams are also located on the ground floor, while the second floor includes Spider Hall, the main entrance to the Queally Athletics Center. The space, which serves to engage fans and alumni in celebration of the proud tradition of Richmond Athletics, features a giant video board as well as entrances to Millhiser Gymnasium and the University's new Student Well-Being Center, which are both adjacent to the QAC.

Head coach Chris Mooney believes that the facility has a tremendous impact on his team. "The Queally Athletics Center has transformed our entire basketball program. Our student-athletes utilize the amenities of the physical structure each and everyday as prospective Spiders see the facility and anticipate their future at Richmond," said Mooney.

The facility is named for 1986 alumni Paul and Anne-Marie Queally, longtime supporters of the University of Richmond who contributed a \$7.5 million lead gift to launch the fundraising efforts for the center.



MILLHISER GYMNASIUM (MILL-high-zer)

Now in its second century, one of the most historic and celebrated buildings on the University of Richmond campus has been completely renovated and now houses the Millhiser Student-Athlete Development Center and offices for both the men's basketball and women's basketball staffs.

The newest version of Millhiser Gymnasium opened in fall 2020 after being refurbished as part of the University's construction of the Queally Athletics Center and the Student Well-Being Center. A mezzanine level was installed to provide office suites for Richmond's basketball programs while the first floor, which still includes the historic gymnasium court surface, is the site of the Student-Athlete Development Center. The Center includes study and meeting spaces for Richmond's student-athletes as well as offices for Richmond Athletics' Academic Services and Leadership Development departments.

Millhiser's entry hall includes a restored classroom that overlooks the Queally Athletic Center's practice court and a recruiting room with end-zone views of Robins Stadium.

As part of Richmond's commitment to a sensitive restoration of the facility, many of Millhiser's iconic arched windows, which had been bricked in for decades, were re-opened.

Millhiser Gymnasium opened in 1921 and was Richmond's home court between 1922 and 1946.



TEAM GAME-BY-GAME

				Total		3-Pointers		Free throws		Rebounds										
Opponent	Date	Score		FG-FGA	PCT	3FG-3FGA	PCT	FT-FTA	PCT	OFF	DEF	TOT	AVG	PF	A	TO	BLK	STL	PTS	AVG
VMI	11/06/2023	93-75	W	28-63	.444	13-37	.351	24-32	.750	10	31	41	41.0	12	16	7	3	11	93	93.0
Siena	11/11/2023	90-48	W	35-59	.593	10-18	.556	10-15	.667	6	23	29	35.0	13	21	8	1	14	90	91.5
at Boston College	11/15/2023	61-68	L	24-60	.400	5-19	.263	8-12	.667	7	24	31	33.7	15	10	5	6	6	61	81.3
vs Colorado	11/20/2023	59-64	L	23-51	.451	5-20	.250	8-11	.727	7	19	26	31.8	21	6	13	2	7	59	75.8
vs UNLV	11/21/2023	82-65	W	33-55	.600	9-14	.643	7-10	.700	4	27	31	31.6	10	20	9	8	4	82	77.0
Queens (NC)	11/25/2023	90-61	W	39-74	.527	8-25	.320	4-4	1.000	5	39	44	33.7	11	14	6	4	8	90	79.2
at Wichita St.	11/29/2023	68-80	L	30-66	.455	7-23	.304	1-3	.333	6	24	30	33.1	14	12	6	2	1	68	77.6
William & Mary	12/02/2023	88-69	W	34-62	.548	12-30	.400	8-11	.727	7	28	35	33.4	15	12	5	2	6	88	78.9
at UNI	12/06/2023	73-78	L	25-54	.463	6-18	.333	17-20	.850	5	25	30	33.0	15	9	14	1	6	73	78.2
vs Florida	12/09/2023	76-87	L	27-63	.429	11-22	.500	11-19	.579	5	25	30	32.7	20	17	8	1	9	76	78.0
Charlotte	12/16/2023	64-56	W	24-58	.414	3-17	.176	13-20	.650	7	28	35	32.9	12	9	5	3	10	64	76.7
Buffalo	12/21/2023	72-66	W	27-59	.458	5-19	.263	13-18	.722	4	40	44	33.8	10	14	9	3	2	72	76.3
Lafayette	12/30/2023	59-38	W	24-61	.393	9-27	.333	2-6	.333	10	35	45	34.7	13	14	14	3	7	59	75.0
St. Bonaventure	01/06/2024	65-54	W	24-55	.436	5-21	.238	12-18	.667	9	25	34	34.6	11	16	6	4	11	65	74.3
at Loyola Chicago	01/09/2024	58-56	W	22-57	.386	10-22	.455	4-8	.500	4	29	33	34.5	14	15	11	3	6	58	73.2
George Mason	01/13/2024	77-70	W	24-50	.480	10-20	.500	19-21	.905	4	22	26	34.0	14	10	7	2	7	77	73.4
at Duquesne	01/16/2024	63-61	W	24-50	.480	5-15	.333	10-14	.714	6	24	30	33.8	13	14	11	6	6	63	72.8
at Davidson	01/20/2024	69-64	Wot	24-60	.400	7-21	.333	14-16	.875	7	36	43	34.3	14	12	11	3	9	69	72.6
Total		1307		491-1057	.465	140-388	.361	185-258	.717	113	504	617	34.3	247	241	155	57	130	1307	72.6
Opponents		1160		421-1064	.396	130-438	.297	188-269	.699	179	491	670	37.2	263	208	213	49	85	1160	64.4

Richmond Averages

Games Played	Points/ game	FG Pct	3FG Pct	FT Pct	Rebounds/ game	Assists/ game	Turnovers/ game	Assist/Turnover ratio	Steals/ game	Blocks/ game
18	72.6	46.5	36.1	71.7	34.3	13.4	8.6	1.6	7.2	3.2

OPPONENT GAME-BY-GAME

			Total		3-Pointers		Free throws		Rebounds											
Opponent	Date	Score	FG-FGA	PCT	3FG-3FGA	PCT	FT-FTA	PCT	OFF	DEF	TOT	AVG	PF	A	TO	BLK	STL	PTS	AVG	
VMI	11/06/2023	93-75	W	29-65	.446	8-19	.421	9-14	.643	9	28	37	37.0	20	11	14	0	4	75	75.0
Siena	11/11/2023	90-48	W	20-50	.400	4-20	.200	4-11	.364	10	21	31	34.0	18	9	22	8	4	48	61.5
at Boston College	11/15/2023	61-68	L	22-59	.373	7-18	.389	17-19	.895	14	30	44	37.3	13	13	11	3	3	68	63.7
vs Colorado	11/20/2023	59-64	L	20-47	.426	3-10	.300	21-25	.840	10	22	32	36.0	11	9	12	2	7	64	63.8
vs UNLV	11/21/2023	82-65	W	24-62	.387	7-25	.280	10-12	.833	12	18	30	34.8	9	9	8	2	5	65	64.0
Queens (NC)	11/25/2023	90-61	W	23-72	.319	10-40	.250	5-10	.500	13	30	43	36.2	11	10	14	3	4	61	63.5
at Wichita St.	11/29/2023	68-80	L	32-62	.516	7-21	.333	9-17	.529	10	31	41	36.9	11	16	6	4	5	80	65.9
William & Mary	12/02/2023	88-69	W	24-62	.387	10-29	.345	11-16	.688	12	24	36	36.8	13	11	8	3	1	69	66.3
at UNI	12/06/2023	73-78	L	27-60	.450	12-29	.414	12-17	.706	10	26	36	36.7	20	17	11	2	9	78	67.6
vs Florida	12/09/2023	76-87	L	29-65	.446	9-29	.310	20-25	.800	13	36	49	37.9	16	14	12	5	4	87	69.5
Charlotte	12/16/2023	64-56	W	19-55	.345	10-35	.286	8-12	.667	10	30	40	38.1	18	13	14	3	3	56	68.3
Buffalo	12/21/2023	72-66	W	26-72	.361	7-37	.189	7-12	.583	9	29	38	38.1	14	13	6	1	2	66	68.1
Lafayette	12/30/2023	59-38	W	14-56	.250	1-20	.050	9-13	.692	9	30	39	38.2	12	6	15	4	10	38	65.8
St. Bonaventure	01/06/2024	65-54	W	19-49	.388	5-17	.294	11-14	.786	7	25	32	37.7	15	5	14	1	4	54	64.9
at Loyola Chicago	01/09/2024	58-56	W	20-52	.385	8-22	.364	8-14	.571	6	35	41	37.9	16	13	15	3	9	56	64.3
George Mason	01/13/2024	77-70	W	25-55	.455	8-22	.364	12-14	.857	9	23	32	37.6	20	14	11	1	3	70	64.7
at Duquesne	01/16/2024	63-61	W	24-57	.421	6-19	.316	7-11	.636	9	22	31	37.2	13	14	9	2	4	61	64.5
at Davidson	01/20/2024	69-64	Wot	24-64	.375	8-26	.308	8-13	.615	7	31	38	37.2	13	11	11	2	4	64	64.4
Total		1160		421-1064	.396	130-438	.297	188-269	.699	179	491	670	37.2	263	208	213	49	85	1160	64.4
Richmond		1307		491-1057	.465	140-388	.361	185-258	.717	113	504	617	34.3	247	241	155	57	130	1307	72.6

Opponents Averages

Games Played	Points/ game	FG Pct	3FG Pct	FT Pct	Rebounds/ game	Assists/ game	Turnovers/ game	Assist/Turnover ratio	Steals/ game	Blocks/ game
18	64.4	39.6	29.7	69.9	37.2	11.6	11.8	1.0	4.7	2.7



PTS-REB-AST

Opponent	Date	Score		1 SMITH,TREV	2 KING,JORDA	3 HUNT,DELON	4 BAILEY,DJI	5 TANNER,COL	9 HARRIS,TYL	10 WEAVER,LIA	11 ROCHE,JASO	12 TYNE,MIKKE	13 GRAHAM,JAC	16 SOULIS,RYA
VMI	11/06/2023	93-75	W	0-2-0	34-5-1	15-2-4	7-5-1	0-2-0	4-1-0	0-0-0	9-1-0	5-1-1	0-0-0	0-2-0
Siena	11/11/2023	90-48	W	0-1-0	10-1-4	11-2-4	14-3-1	2-0-0	4-2-1	0-0-0	9-1-0	2-1-3	0-0-0	DNP
at Boston College	11/15/2023	61-68	L	DNP	10-6-3	7-4-0	8-2-1	DNP	0-0-0	DNP	3-1-0	0-1-0	DNP	DNP
vs Colorado	11/20/2023	59-64	L	DNP	23-6-1	4-2-0	11-0-1	DNP	2-4-0	DNP	0-1-0	3-0-2	DNP	DNP
vs UNLV	11/21/2023	82-65	W	DNP	21-4-6	DNP	4-0-7	DNP	4-2-0	DNP	0-2-0	2-2-1	DNP	DNP
Queens (NC)	11/25/2023	90-61	W	0-0-0	24-2-2	DNP	8-5-1	0-0-0	3-3-1	3-0-0	3-2-1	6-6-4	0-0-0	DNP
at Wichita St.	11/29/2023	68-80	L	DNP	17-3-0	DNP	7-8-5	DNP	4-1-2	DNP	0-3-0	6-3-0	DNP	DNP
William & Mary	12/02/2023	88-69	W	0-1-0	29-6-1	DNP	12-4-0	0-0-0	2-0-2	DNP	14-2-0	5-1-0	0-0-0	0-0-0
at UNI	12/06/2023	73-78	L	DNP	20-4-1	DNP	6-5-3	DNP	2-0-0	DNP	0-0-1	9-1-1	DNP	DNP
vs Florida	12/09/2023	76-87	L	DNP	14-6-6	DNP	4-5-0	DNP	0-0-1	DNP	8-0-0	16-2-0	DNP	0-0-1
Charlotte	12/16/2023	64-56	W	DNP	14-4-1	DNP	12-3-3	DNP	4-3-0	DNP	3-0-0	8-6-2	DNP	DNP
Buffalo	12/21/2023	72-66	W	DNP	10-6-3	DNP	13-5-4	DNP	0-2-1	DNP	0-1-0	7-5-0	DNP	DNP
Lafayette	12/30/2023	59-38	W	2-2-0	5-7-5	DNP	10-6-2	2-1-0	6-3-0	DNP	6-1-0	10-5-2	0-0-0	DNP
St. Bonaventure	01/06/2024	65-54	W	DNP	18-3-3	DNP	13-4-3	DNP	0-2-0	DNP	2-1-0	5-6-2	DNP	DNP
at Loyola Chicago	01/09/2024	58-56	W	DNP	16-5-2	6-1-1	10-2-2	DNP	3-2-2	DNP	2-0-0	0-4-1	DNP	DNP
George Mason	01/13/2024	77-70	W	DNP	31-5-1	11-3-0	7-2-2	DNP	3-2-0	DNP	0-1-0	3-1-1	DNP	DNP
at Duquesne	01/16/2024	63-61	W	DNP	10-1-1	3-3-4	12-8-4	DNP	0-3-1	DNP	11-0-0	3-2-0	DNP	DNP
at Davidson	01/20/2024	69-64	Wot	DNP	24-2-2	7-7-4	10-5-1	DNP	6-4-0	DNP	0-1-0	2-0-2	DNP	DNP

Opponent	Date	Score		21 WALZ,MIKE	24 BIGELOW,IS	25 SOUTHALL,Q	32 QUINN,NEAL	35 NOYES,AIDA
VMI	11/06/2023	93-75	W	0-3-1	7-3-1	0-0-0	6-10-7	6-4-0
Siena	11/11/2023	90-48	W	7-5-4	17-1-0	0-1-0	9-4-4	5-4-0
at Boston College	11/15/2023	61-68	L	3-3-1	2-2-0	DNP	21-6-5	7-4-0
vs Colorado	11/20/2023	59-64	L	0-2-0	8-4-1	DNP	8-5-1	0-0-0
vs UNLV	11/21/2023	82-65	W	12-3-1	16-7-0	DNP	20-7-5	3-2-0
Queens (NC)	11/25/2023	90-61	W	6-3-0	11-9-1	0-2-1	21-5-3	5-6-0
at Wichita St.	11/29/2023	68-80	L	5-0-1	11-4-1	DNP	18-3-3	0-0-0
William & Mary	12/02/2023	88-69	W	1-0-3	8-1-0	DNP	10-8-5	7-8-1
at UNI	12/06/2023	73-78	L	0-1-2	17-6-0	DNP	11-8-1	8-4-0
vs Florida	12/09/2023	76-87	L	0-3-1	17-7-2	DNP	17-5-6	0-1-0
Charlotte	12/16/2023	64-56	W	0-1-0	12-9-0	DNP	11-7-3	0-0-0
Buffalo	12/21/2023	72-66	W	4-3-0	15-12-2	DNP	23-7-4	0-2-0
Lafayette	12/30/2023	59-38	W	0-4-2	14-10-1	DNP	4-4-2	0-1-0
St. Bonaventure	01/06/2024	65-54	W	4-4-2	13-13-2	DNP	10-1-4	DNP
at Loyola Chicago	01/09/2024	58-56	W	2-4-3	6-5-0	DNP	13-7-4	DNP
George Mason	01/13/2024	77-70	W	0-1-1	12-8-1	DNP	10-3-4	DNP
at Duquesne	01/16/2024	63-61	W	2-4-1	6-1-1	DNP	16-8-2	DNP
at Davidson	01/20/2024	69-64	Wot	2-4-0	10-13-0	DNP	8-5-3	DNP

SPECIALTY STATS

DATE	OPPONENT	PTS/TO	PAINT	2ND CHANCE	FAST BREAK	BENCH	TIES	LEAD CHANGES	LEADING	TRAILING	LEAD LOST/DEFICIT OVERCOME
11/6	VMI	17	26	11	12	25	1	1	37:49	1:39	Trailed by 5 (1st - 19:10)
11/11	Siena	31	50	5	13	38	0	0	39:44	--	--
11/15	Boston College	16	30	3	2	14	3	3	20:40	17:13	Led by 14 (1st - 7:11)
11/20	#18 Colorado	8	24	5	4	16	5	4	2:22	33:08	Led by 2 (2nd - 9:09)
11/21	UNLV	5	40	2	3	20	0	0	39:21	--	--
11/25	Queens	20	50	9	14	23	0	3	37:20	2:23	Trailed by 3 (1st - 19:43)
11/29	Wichita State	5	36	7	5	16	0	0	--	39:25	--
12/2	William & Mary	8	36	8	9	22	1	3	32:35	5:48	Trailed by 6 (1st - 14:00)
12/6	Northern Iowa	12	20	7	2	16	7	9	11:21	26:05	Led by 10 (1st - 5:38)
12/9	Florida	7	18	6	0	8	1	3	2:34	36:50	Led by 3 (1st - 19:24)
12/16	Charlotte	21	32	6	15	7	1	2	28:38	10:07	Trailed by 11 (1st - 4:54)
12/21	Buffalo	10	40	4	12	4	0	4	39:11	0:36	Trailed by 2 (1st - 16:02)
12/30	Lafayette	14	24	11	7	16	1	0	37:20	--	--
1/6	St. Bonaventure	19	30	7	13	6	2	2	31:54	5:54	Trailed by 8 (1st - 10:30)
1/9	Loyola Chicago	12	20	1	0	13	6	8	16:47	17:59	Trailed by 8 (2nd - 15:09)
1/13	George Mason	14	14	7	9	6	2	3	32:45	6:15	Trailed by 5 (1st - 17:20)
1/16	Duquesne	13	24	7	10	16	5	6	3:54	33:06	Trailed by 10 (1st - 7:54)
1/20	Davidson	10	24	7	15	10	9	9	32:11	5:18	Trailed by 3 (2nd - 2:15)



MOONEY AMONG A-10 LEADERS

MOST TOTAL WINS BY COACH ATLANTIC 10 HISTORY

	WINS	YEARS
1. John Chaney (Temple)	516	1982-2006
2. Phil Martelli (Saint Joseph's)	424	1995-2019
3. Chris Mooney (Richmond)	338	2005-pres.
3. Gale Catlett (West Virginia)	333	1978-95

MOST CONFERENCE WINS BY COACH ATLANTIC 10 HISTORY

	WINS	YEARS
1. John Chaney (Temple)	295	1982-2006
2. Phil Martelli (Saint Joseph's)	218	1995-2019
3. Gale Catlett (West Virginia)	180	1978-95
4. Chris Mooney (Richmond)	165	2005-pres.



UNIVERSITY OF RICHMOND FACTS

- Ranked 25th among "Best Liberal Arts Colleges"

- Ranked in top 25 each of last 7 years
(US News & World Report)

According to the Princeton Review:

- Ranked 1st for "Most Beautiful Campus"
- Ranked 7th for Best Athletic Facilities
- Ranked 3rd for "Best Classroom Experience"
- No. 3 "Best-Run" college in the country
- Ranked 9th for "Quality of Life"
- Ranked 10th for "Happiest Students"

Robins Business School ranked 18th in nation (Poets & Quants)

8:1 faculty-staff ratio; two-thirds of classes have < 20 students

University endowment valued at more than \$3.3 billion

Founded in 1830, sixth oldest school in Virginia

UNIVERSITY OF RICHMOND ALUMNI

Kenny Atkinson Former Brooklyn Nets Head Coach

Sean Casey Three-Time MLB All-Star, Yankees Hitting Coach

Joe Douglas New York Jets General Manager

Tim Finchem Former PGA TOUR Commissioner

Douglas Freeman Historian, 2-time Pulitzer Prize winner

Tim Hightower Former NFL Running Back

Melanie Healey Former Procter & Gamble President

Brian Jordan Former MLB & NFL Player

Todd McShay Former ESPN NFL Draft Analyst

Leland Melvin NASA Astronaut

Johnny Newman Former NBA Player (UR's all-time leading scorer)


Lil Dicky Rapper & star of FX's *Dave*



SPIDER BITES

With eight newcomers, tied for the most in Chris Mooney's 19 seasons at Richmond, getting to really know the 2023-24 Spiders is a tall task. Here's some help.

Their basketball skills are at a Division I level, but what other athletic talents do this year's Spiders possess? Four Spiders said their best sport other than basketball is golf, led by low single-digit handicapper Mike Walz. The same number said football, including Isaiah Bigelow, who played in high school. Baseball was just behind, with Collin Tanner and Jordan King saying the national pastime is their best sport outside of basketball. Aidan Noyes, an accomplished shortstop at Cincinnati's Archbishop Moeller High, whose baseball team produced Hall-of-Famers Ken Griffey Jr. and Barry Larkin, theoretically included baseball when he said his best sport outside of basketball was "everything." Ryan Soulis might have trouble finding a match on campus, as he's the only Spider to answer tennis. Soulis' love of tennis led to the name of the family's pet bunny, Roger – as in Federer.



Outside of Soulis, it's dogs or cats for every other Spiders pet-owner. Jack Graham, Jason Roche, and Mike Walz all have cats at home, while eight Spiders have dogs. Notably, Aidan Noyes' dog is named Votto after Reds first baseman Joey Votto. Isaiah Bigelow's dog, an Australian cattle dog officially named Jazzy Blue Healer but also known as Jazz, lives with him in Richmond and can often be found hanging out in the team's locker room.



In what time is left outside of school and basketball, the Spiders screen time is most likely to come via YouTube, the preferred streaming service of 10 of this year's 16 Spiders. (Netflix was picked by three players, the only other streaming service to receive multiple votes.) For podcasts, there's more of a variety of opinion among the team. Five Spiders picked The Joe Rogan Experience as their favorite podcast, while three went with Paul George's Podcast P. No other podcast received multiple votes. As kids, the Spiders were most likely to tune into SpongeBob SquarePants, the favorite children's TV show of a team-high four players. Phineas & Ferb (two), Drake & Josh (two), and Stranger Things (two) were also mentioned. Six players ID'd the Diary of a Wimpy Kid series as their favorite children's book. Percy Jackson The Lightning Thief, in which the main character learns he is the son of Poseidon, the Greek god of the ocean, was the choice of both Neal Quinn and Jason Roche.

Not surprisingly, Quinn was one of a team-high nine players to choose the ocean as his preferred body of water. Roche and five others would rather visit a lake. DeLonnie Hunt wants nothing to do with the wild water. Given the option of visiting an ocean, a lake, or a river, Hunt instead chose a pool. When it comes to holiday visits to home, 11 of the 16 Spiders said that Christmas was their favorite holiday, while four picked Thanksgiving. There's no such thing as a Halloween Break, which is undoubtedly a major disappointment to Jack Graham, the only Spider to choose October 31 as his favorite holiday.



As for the business of college basketball, a strong majority of the Spiders (13 of 16) prefer plane road trips to bus road trips, while Dji Bailey, Tyler Harris, and Jack Graham opt for four wheels instead of two wings. The group was far more divided on its favorite Spider uniform to play in. Three players (Aidan Noyes, Neal Quinn, and Ryan Soulis) chose Richmond's road blues, six picked UR's home whites, and a team-high seven players chose the alternate red jerseys, which the Spiders wore just twice last season. Pro basketball is also a contentious issue. Steph Curry was picked as the best current NBA player by a team-high four Spiders, while Nikola Jokic picked up three votes and Giannis Antetokounmpo and LeBron James each received two, the only other players to be picked more than once.

At chow time, the Spiders prefer chicken (11 votes) to beef (5 votes), and will pass on the pork (0 votes). If that chicken is in wing form, 11 Spiders would opt for a side of ranch instead of blue cheese (two votes). Three Spiders – Ryan Soulis, Mike Walz, and Liam Weaver – will skip the dressing altogether. More than half the team chose Chipotle (seven votes) or Chick-fil-A (four votes) as their favorite chain restaurant, but when it's time for the Spiders to do the cooking, it's most likely pasta on the menu. Eight players said the best thing they know how to cook is a type of pasta dish, ranging from the unrefined (Dji Bailey, Jason Roche, and Liam Weaver opted for a simple spaghetti) to the elevated (Quentin Southall claims he makes a mean shrimp scampi, and Mike Walz has mastered fettuccine alfredo with chicken). Ideally, Aidan Noyes and Neal Quinn are making the most their campus dining plans. The best thing they say they can prepare is peanut butter and jelly (Noyes) and popcorn (Quinn).



INDIVIDUAL GAME HIGHS

POINTS	34		Jordan King vs VMI (11/06/2023)
	31		Jordan King vs George Mason (01/13/2024)
	29		Jordan King vs William & Mary (12/02/2023)
	24		Jordan King at Davidson (01/20/2024)
	24		Jordan King vs Queens (NC) (11/25/2023)
FIELD GOALS MADE	11		Jordan King vs George Mason (01/13/2024)
	11		Jordan King vs William & Mary (12/02/2023)
	11		Jordan King vs VMI (11/06/2023)
FIELD GOAL ATTEMPTS	19		Jordan King vs Queens (NC) (11/25/2023)
	18		Jordan King at Davidson (01/20/2024)
	18		Jordan King vs VMI (11/06/2023)
FIELD GOAL PERCENTAGE (min 5 made)	.875	(7-8)	Isaiah Bigelow vs UNLV (N) (11/21/2023)
	.857	(6-7)	Dji Bailey vs Siena (11/11/2023)
3 PT FG MADE	6		Jordan King vs George Mason (01/13/2024)
	6		Jordan King vs VMI (11/06/2023)
3 PT FG ATTEMPTS	12		Jordan King vs VMI (11/06/2023)
	8		Jordan King at Davidson (01/20/2024)
	8		Jordan King vs George Mason (01/13/2024)
	8		Jordan King vs St. Bonaventure (01/06/2024)
	8		Jordan King vs William & Mary (12/02/2023)
	8		Jordan King vs Queens (NC) (11/25/2023)
3 PT FG PERCENTAGE (min 2 made)	1.000	(2-2)	Tyler Harris at Davidson (01/20/2024)
	1.000	(2-2)	Dji Bailey at Duquesne (01/16/2024)
	1.000	(2-2)	Tyler Harris vs Lafayette (12/30/2023)
	1.000	(2-2)	Aidan Noyes at UNI (12/06/2023)
	1.000	(2-2)	Mike Walz vs UNLV (N) (11/21/2023)
	1.000	(2-2)	Dji Bailey vs Siena (11/11/2023)
FREE THROWS MADE	8		Jordan King at UNI (12/06/2023)
	6		Jordan King vs Colorado (N) (11/20/2023)
	6		Isaiah Bigelow vs Siena (11/11/2023)
	6		Jordan King vs VMI (11/06/2023)
FREE THROW ATTEMPTS	9		Dji Bailey vs St. Bonaventure (01/06/2024)
	8		Neal Quinn vs Buffalo (12/21/2023)
	8		Jordan King at UNI (12/06/2023)
FREE THROW PERCENTAGE (min 3 made)	1.000	(8-8)	Jordan King at UNI (12/06/2023)
	1.000	(6-6)	Jordan King vs VMI (11/06/2023)
	1.000	(5-5)	Isaiah Bigelow vs George Mason (01/13/2024)
	1.000	(4-4)	Dji Bailey at Davidson (01/20/2024)
	1.000	(4-4)	Delonnie Hunt vs George Mason (01/13/2024)
	1.000	(4-4)	Neal Quinn vs George Mason (01/13/2024)
	1.000	(4-4)	Isaiah Bigelow vs St. Bonaventure (01/06/2024)
	1.000	(4-4)	Jordan King vs St. Bonaventure (01/06/2024)
	1.000	(4-4)	Neal Quinn vs VMI (11/06/2023)
	1.000	(3-3)	Isaiah Bigelow at Davidson (01/20/2024)
REBOUNDS	13		Isaiah Bigelow at Davidson (01/20/2024)
	13		Isaiah Bigelow vs St. Bonaventure (01/06/2024)
ASSISTS	7		Dji Bailey vs UNLV (N) (11/21/2023)
	7		Neal Quinn vs VMI (11/06/2023)
STEALS	6		Dji Bailey vs Florida (N) (12/09/2023)
	5		Jordan King vs George Mason (01/13/2024)
BLOCKED SHOTS	4		Neal Quinn vs UNLV (N) (11/21/2023)
	4		Neal Quinn at Boston College (11/15/2023)





CHRIS MOONEY

HEAD COACH

19th SEASON

PRINCETON, 1994

In his first 18 seasons at Richmond, Chris Mooney has led the Spiders to their only two Atlantic 10 championships, three NCAA Tournaments, seven 20-win seasons, and nine postseason appearances while amassing 325 wins, more than any other coach in program history.

Mooney ranks among the longest-tenured and most successful coaches in Atlantic 10 history. This is Mooney's 19th season with the Spiders, giving him the third-longest tenure by a coach at a single school in conference history (John Chaney - 24 seasons at Temple; Phil Martelli - 24 seasons at Saint Joseph's). Mooney is one of 11 coaches to ever win multiple A-10 titles, and only four coaches have won more A-10 championships than Mooney's two: John Chaney (6), John Calipari (5), Phil Martelli (3), and Fran Dunphy (3).

Mooney's season ended prematurely in 2022-23, when on February 17 he announced that he was stepping away from the program to have heart surgery. At the time of his announcement, the Spiders were 13-14 overall, with wins over NCAA Tournament teams Drake and FDU, and 6-8 in the Atlantic 10. Mooney underwent a successful procedure to remove an aortic aneurysm at the University of Virginia Medical Center on February 28 and was back in the office in April.

In 2021-22, Mooney and the Spiders captured the second A-10 title in program history and upset Big Ten champion Iowa in the First Round of the NCAA Tournament. Richmond won four games in four days to win the Atlantic 10, opening with a win against 11-seed Rhode Island and then defeating 3-seed VCU, 2-seed Dayton, and 1-seed Davidson. The Spiders overcame 15-point deficits against URI and Dayton, two of UR's six comeback wins of 14 or more points during the season, and defeated Davidson 64-62 in the A-10 final after trailing by six points with 90 seconds remaining. Richmond earned a 12 seed in the Midwest Region of the NCAA Tournament and a match up with Big Ten champion Iowa, a 5 seed, in the First Round. Days after being named Most Outstanding Player of the A-10 Tournament, Jacob Gilyard led all players with 24 points and six assists and Nathan Cayo recorded a pair of 'And-1's' in the final 90 seconds to lead UR to a 67-63 win and secure the sixth trip to the Second Round of the NCAA Tournament in program history. Richmond finished 24-13, the fourth-most wins ever by a Spiders team, and Mooney was named UR's Coach of the Year by the school's Student-Athlete Advisory Council (SAAC). After setting the NCAA Division I career steals record in December, Gilyard was a semifinalist for the Naismith National Defensive Player of the Year, a Lefty Driesell Defensive All-American, and the Virginia State Defensive Player of the Year. In April, he won the Senior CLASS Award as the top senior or graduate student-athlete in NCAA Division I Men's Basketball. Gilyard also earned A-10 All-Conference honors for a fourth straight season. Tyler Burton led Richmond in scoring and rebounding and was named Second Team All-Atlantic 10 by the conference and First Team All-Atlantic 10 by the NABC. Grant Golden was named to the A-10 All-Tournament Team and finished his Spiders career with the second-most points (2,246), third-most rebounds (1,015), and fourth-most assists (476) in Spiders history.

Mooney and the Spiders posted a 14-9 record in the COVID-shortened 2020-21 season and advanced to the quarterfinals of the NIT. In November, the Spiders beat 10th-ranked Kentucky for the program's first road win ever vs a team in the top 10 of the Associated Press Poll. UR rose as high as 19th in the AP Top 25 during its 4-0 start, the best ranking for the Spiders since December 1957. Richmond earned a 2-seed in the NIT and defeated MAC regular-season champion Toledo in the First Round despite playing without its two leading scorers, Blake Francis and Grant Golden, who were sidelined with injuries. Jacob Gilyard broke Richmond's career assists record while leading the nation in steals for a second straight season and being named a Lefty Driesell Defensive All-American. Tyler Burton earned the A-10's Chris Daniels Award, given to the conference's most improved player. He was one of four Spiders to earn A-10 honors, as Francis, Gilyard, and Golden landed on the league's All-Conference teams for a second straight season.

In 2019-20, Mooney led Richmond to one of the best regular seasons in program history and was on the verge of taking the Spiders to the NCAA Tournament when the postseason was canceled due to COVID-19. The Spiders went 24-7, tying the school record for regular-season wins, and posted three wins over power-conference opponents, including a victory over eventual Big Ten champion Wisconsin in the Legends Classic. Richmond went 14-4 in conference play, a program record for conference wins in a season, and finished second in the Atlantic 10, the highest regular-season finish for UR since joining the conference in 2001. Mooney's Spiders relied on a starting lineup comprised entirely of juniors, three of whom -- Jacob Gilyard, Blake Francis, and Grant Golden -- earned All-Atlantic 10 honors following the season. Gilyard was also named A-10 Defensive Player of the Year and was a semifinalist for the Naismith National Defensive Player of the Year Award after leading D-I with 99 steals. The Spiders received votes in the AP Top 25 six times, including a season-high six in the final poll of the season.

2009-10 and 2010-11 are remembered as two of the top seasons in Mooney's coaching career and in Spider Basketball history. In 2011, Richmond defeated Dayton in the A-10 championship game to earn Mooney's first conference championship, the Spiders first title since Richmond joined the Atlantic 10 in 2001. The Spiders would go on to the second Sweet 16 in program history by downing Vanderbilt and Morehead State in the NCAA Denver Subregional. Richmond finished 29-8, set a school record for wins, and finished 21st in the coaches poll.

In 2010, Richmond earned its first NCAA at-large bid since 2004, garnering a seven seed before falling in the first round of the tournament. Mooney was named the 2010 Sporting News Atlantic 10 Coach of the Year, and was a finalist for the 2010 Jim Phelan National Coach of the Year award. The Spiders finished the season ranked 24th in the final AP Top 25.

Mooney previously coached at Air Force for five seasons: three as an assistant, one as an associate head coach and his final season as head coach. In 2004-05, Mooney led the Falcons to an 18-12 record and votes in the national polls. His 18 victories were the most by a first-year head coach at Air Force.

Mooney began coaching at the high school level, taking a job at Lansdale Catholic High School in Lansdale, Pa., in 1994. His first college coaching experience came at Division III Beaver College, now known as Arcadia University. He spent two seasons there from 1998-2000. While at Beaver College, Mooney only coached part-time, spending much of his time as an event coordinator. He helped plan weddings and events while also serving as the team manager. Mooney is married to the former Lia Chomat, a Princeton graduate who also has a doctorate in psychology from Penn. The couple has two sons, Danny and Ryan.

COACHING HONORS

2022 Richmond Athletics Coach of the Year
2010 Sporting News Atlantic 10 Coach of the Year
2010 Jim Phelan National Coach of the Year Finalist

POSTSEASON ACCOMPLISHMENTS

2022 NCAA Second Round
2022 Atlantic 10 Champions
2021 NIT Quarterfinals
2017 NIT Quarterfinals
2015 NIT Quarterfinals
2013 CBI Quarterfinals
2011 NCAA Sweet 16
2011 Atlantic 10 Champions
2010 NCAA First Round
2009 CBI Semifinals
2008 CBI First Round

AS A D-I HEAD COACH

YEAR	SCHOOL	RECORD	CONF.	FINISH
2023-24	Richmond	13-5	5-0	--
2022-23	Richmond*	13-14	6-8	n/a
2021-22	Richmond	24-13	10-8	6th
2020-21	Richmond	14-9	6-5	8th
2019-20	Richmond	24-7	14-4	2nd
2018-19	Richmond	13-20	6-12	t-10th
2017-18	Richmond	12-20	9-9	t-5th
2016-17	Richmond	22-13	13-5	t-3rd
2015-16	Richmond	16-16	7-11	9th
2014-15	Richmond	21-14	12-4	4th
2013-14	Richmond	19-14	8-8	7th
2012-13	Richmond	19-15	8-8	t-8th
2011-12	Richmond	16-16	7-9	t-9th
2010-11	Richmond	29-8	13-3	3rd
2009-10	Richmond	26-9	13-3	3rd
2008-09	Richmond	20-16	9-7	t-5th
2007-08	Richmond	16-15	9-7	t-4th
2006-07	Richmond	8-22	4-12	t-12th
2005-06	Richmond	13-17	6-10	t-11th
2004-05	Air Force	18-12	9-5	3rd
Richmond (2005-pres.)		338-263 (.562)	165-135 (.550)	
Air Force (2004-05)		18-12 (.600)	9-5 (.643)	
Career Record (D-I only)		356-275 (.564)	174-140 (.554)	

* Left team on Feb. 17 to undergo heart surgery

Head Coach, Richmond, 2005-present
Head Coach, Air Force, 2004-05
Associate Head Coach, Air Force, 2003-04
Assistant Coach, Air Force, 2000-03
Head Coach, Arcadia University (Div III), 1997-00

AS A PLAYER

A 1994 graduate with a B.A. in English, Mooney led Princeton to two Ivy League titles. The four-year letterwinner amassed 1,071 points and started all 107 games in his career.





#1 TREVOR SMITH
G | FR | 6'0" | 165
NEWPORT NEWS, VA
WOODSIDE

HIGH SCHOOL

- 2023 Class 5 State Player of the Year in Virginia
- Led Woodside to 2023 Class 5 state championship, its first since 2005
- Scored game-high 17 points in 2023 Class 5 State Championship Final vs Patrick Henry
- 2023 All-Tidewater Basketball Player of the Year
- No. 5 recruit in Virginia, No. 30 point guard in Class of 2023 via 247sports.com
- Committed to Spiders in April 2022 after receiving several D-I offers, including Florida and Georgetown

PERSONAL

- Father Tim is the all-time leading scorer at East Tennessee State University, totaling 2,300 points for the Buccaneers during his career ... He was named the 2006 Atlantic Sun Player of the Year in ETSU's first season in the conference after earning First Team All-Southern Conference honors in 2004 and 2005.
- Born on April 25, 2004

CAREER HIGHS

Statistic	Value	
Points	2	vs Lafayette 12/30/23
Rebounds	2	vs VMI 11/06/23, vs Lafayette 12/30/23
Steals	2	vs VMI 11/06/23
FG Attempts	2	vs VMI 11/06/23, vs Queens (NC) 11/25/23
3FG Attempts	2	vs VMI 11/06/23
FT Made	2	vs Lafayette 12/30/23
FT Attempts	4	vs Lafayette 12/30/23

CAREER STATS

				Field Goals		3-Point		F-Throws		Rebounds								Scoring		
SEASON	TEAM	GP-GS	MIN/AVG	FG-FGA	FG%	3FG-3FGA	3FG%	FT-FTA	FT%	OFF	DEF	TOT	AVG	PF-FO	A	TO	BLK	STL	PTS	AVG
2023-24	UR	5-0	29/5.8	0-5	.000	0-4	.000	2-4	.500	0	6	6	1.2	3-0	0	2	0	2	2	0.4
TOTAL		5-0	29/5.8	0-5	.000	0-4	.000	2-4	.500	0	6	6	1.2	3-0	0	2	0	2	2	0.4

GAMELOGS

Opponent	Date	GS	MIN	Total		3-Pointers		Free throws		Rebounds											
				FG-FGA	PCT	3FG-3FGA	PCT	FT-FTA	PCT	OFF	DEF	TOT	AVG	PF	A	TO	BLK	STL	PTS	AVG	
VMI	11/06/2023		06:55	0-2	.000	0-2	.000	0-0	.000	0	2	2	2.0	3	0	1	0	2	0	0.0	
Siena	11/11/2023		07:33	0-0	.000	0-0	.000	0-0	.000	0	1	1	1.5	0	0	0	0	0	0	0.0	
Queens (NC)	11/25/2023		03:28	0-2	.000	0-1	.000	0-0	.000	0	0	0	1.0	0	0	0	0	0	0	0.0	
William & Mary	12/02/2023		03:32	0-0	.000	0-0	.000	0-0	.000	0	1	1	1.0	0	0	0	0	0	0	0.0	
Lafayette	12/30/2023		07:45	0-1	.000	0-1	.000	2-4	.500	0	2	2	1.2	0	0	1	0	0	2	0.4	
Totals		0	29:13	0-5	.000	0-4	.000	2-4	.500	0	6	6	1.2	3	0	2	0	2	2	0.4	





#2 JORDAN KING
G | GR | 6'0" | 175
ALBANY, NY
CHRISTIAN BROTHERS
SIENA/ETSU

GRAD STUDENT (2023-24)

- Scored 13 of UR's final 16 points, including all 7 in OT, at Davidson on Jan. 20
- Named A-10 Co-Player of the Week on Jan. 15 (23.5 PPG, 11-14 3pt FG in wins vs GMU and Loyola)
- Scored 23 of his game-high 31 points in 1st half vs George Mason on Jan. 13 ... Added a game-high 5 steals
- Shot 5-6 from three at Loyola on Jan. 9 ... Back-to-back threes put Richmond in lead with 4:53 to play
- Scored all 20 of his points in 2nd half at UNI on Dec. 6
- Led all players with 29 points vs William & Mary ... Scored 12 points in 3:15 during a 23-2 UR run in 1st half
- Led all players with 24 points vs Queens ... Shot 10-19 from the field, matching a career high for FG attempts
- Scored a game-high 21 points, matched a career high with 6 assists vs UNLV ...
- Named to Sunshine Slam All-Tournament Team after the game (22.0 PPG, 53% FGs, 5.0 RPG, 3.5 APG in 2 games)v
- Led UR with 23 points and 6 rebounds vs #18 Colorado
- Scored all 10 of his points vs Boston College in game's first 13 minutes as UR built a 28-14 lead
- Scored 34 points in his Richmond debut vs VMI on Nov. 16, the most by a Spider in a season opener since 1983 (John Newman - 35) ... Scored 27 points in 1st half, the most by a Spider in a half since Jacob Gilyard scored 27 in the 2nd half vs IUPUI on Nov. 16, 2018
- Committed to Richmond in April, the first member of UR's 2023 transfer class

SENIOR (2022-23 • ETSU)

- Third Team All-Southern Conference selection
- Led ETSU with 15.6 points per game (sixth in Southern Conference)
- Team leader in mins per game (35.9, second in SoCon) and assists per game (3.1, 10th in SoCon)
- Scored a career-high 42 points at Citadel on Jan. 11 (tied for third most in game in ETSU history)

JUNIOR (2021-22 • ETSU)

- Third Team All-Southern Conference selection
- Averaged 14.6 points per game (12th in SoCon)
- Led SoCon with 42.9 3-point FG pct (ninth highest in Division I)

SOPHOMORE (2020-21 • SIENA)

- Started all 17 games, helping Siena to 12-5 record and regular-season MAAC championship
- Averaged 12.2 points per game

FRESHMAN (2019-20 • SIENA)

- Appeared in all 30 games with two starts
- Averaged 4.7 points per game
- Helped team to 20-10 record and regular-season MAAC championship (conference tournament canceled due to COVID-19)

HIGH SCHOOL

- Averaged 24.1 points, 4.5 assists per game at Christian Brothers Academy as a senior
- 2019 Suburban Council Player of the Year

PERSONAL

- Born on March 2, 2001



CAREER HIGHS

Statistic	Value	
Points	42	at The Citadel 01/11/23
Rebounds	7	5 times
Assists	6	5 times
Steals	7	at The Citadel 01/11/23
Blocks	1	8 times
FG Made	14	at The Citadel 01/11/23
FG Attempts	19	6 times
3FG Made	8	at The Citadel 01/11/23
3FG Attempts	12	5 times
FT Made	10	at Western Caro. 02/15/23
FT Attempts	12	vs Little Rock 11/17/22

CAREER STATS

				Field Goals		3-Point		F-Throws		Rebounds				Scoring							
SEASON	TEAM	GP-GS	MIN/AVG	FG-FGA	FG%	3FG-3FGA	3FG%	FT-FTA	FT%	OFF	DEF	TOT	AVG	PF-FO	A	TO	BLK	STL	PTS	AVG	
2019-20	Siena	30-2	539/18.0	48-138	.348	34-92	.370	11-12	.917	8	30	38	1.3	44-1	21	21	1	14	141	4.7	
2020-21	Siena	17-17	573/33.7	64-155	.413	31-90	.344	48-58	.828	1	27	28	1.6	22-0	33	34	1	14	207	12.2	
2021-22	ETSU	32-31	1047/32.7	163-362	.450	97-226	.429	43-56	.768	12	93	105	3.3	45-0	73	63	2	24	466	14.6	
2022-23	ETSU	32-31	1149/35.9	174-436	.399	69-219	.315	81-95	.853	11	104	115	3.6	51-0	100	76	3	34	498	15.6	
2023-24	UR	18-18	618/34.3	120-252	.476	45-109	.413	45-55	.818	10	66	76	4.2	28-0	43	33	1	23	330	18.3	
TOTAL FOR UR		18-18	618/34.3	120-252	.476	45-109	.413	45-55	.818	10	66	76	4.2	28-0	43	33	1	23	330	18.3	
TOTAL		129-99	3925/30.4	569-1343	.424	276-736	.375	228-276	.826	42	320	362	2.8	190-1	270	227	8	109	1642	12.7	

GAMELOGS

Opponent	Date	GS	MIN	Total		3-Pointers		Free throws		Rebounds				PF	A	TO	BLK	STL	PTS	AVG	
				FG-FGA	PCT	3FG-3FGA	PCT	FT-FTA	PCT	OFF	DEF	TOT	AVG								
VMI	11/06/2023	*	24:24	11-18	.611	6-12	.500	6-6	1.000	2	3	5	5.0	1	1	1	0	1	34	34.0	
Siena	11/11/2023	*	19:21	4-7	.571	2-3	.667	0-0	.000	1	0	1	3.0	2	4	1	0	4	10	22.0	
at Boston College	11/15/2023	*	38:10	3-11	.273	1-2	.500	3-4	.750	2	4	6	4.0	1	3	0	0	1	10	18.0	
vs Colorado	11/20/2023	*	37:37	8-16	.500	1-6	.167	6-7	.857	1	5	6	4.5	2	1	2	0	1	23	19.3	
vs UNLV	11/21/2023	*	32:13	8-14	.571	4-5	.800	1-2	.500	1	3	4	4.4	3	6	2	1	0	21	19.6	
Queens (NC)	11/25/2023	*	29:30	10-19	.526	3-8	.375	1-1	1.000	0	2	2	4.0	1	2	0	0	2	24	20.3	
at Wichita St	11/29/2023	*	40:00	7-17	.412	3-6	.500	0-0	.000	1	2	3	3.9	1	0	2	0	0	17	19.9	
William & Mary	12/02/2023	*	34:18	11-15	.733	5-8	.625	2-3	.667	1	5	6	4.1	3	1	2	0	0	29	21.0	
at UNI	12/06/2023	*	38:11	6-17	.353	0-5	.000	8-8	1.000	0	4	4	4.1	2	1	5	0	1	20	20.9	
vs Florida	12/09/2023	*	39:18	6-15	.400	0-4	.000	2-3	.667	1	5	6	4.3	2	6	2	0	2	14	20.2	
Charlotte	12/16/2023	*	35:17	5-12	.417	1-4	.250	3-4	.750	0	4	4	4.3	4	1	2	0	1	14	19.6	
Buffalo	12/21/2023	*	35:59	4-10	.400	2-5	.400	0-0	.000	0	6	6	4.4	0	3	3	0	0	10	18.8	
Lafayette	12/30/2023	*	31:55	2-9	.222	1-7	.143	0-0	.000	0	7	7	4.6	0	5	3	0	0	5	17.8	
St. Bonaventure	01/06/2024	*	38:39	6-15	.400	2-8	.250	4-4	1.000	0	3	3	4.5	1	3	1	0	2	18	17.8	
at Loyola Chicago	01/09/2024	*	35:39	5-13	.385	5-6	.833	1-1	1.000	0	5	5	4.5	0	2	3	0	1	16	17.7	
George Mason	01/13/2024	*	35:13	11-15	.733	6-8	.750	3-4	.750	0	5	5	4.6	2	1	1	0	5	31	18.5	
at Duquesne	01/16/2024	*	36:04	5-11	.455	0-4	.000	0-2	.000	0	1	1	4.4	0	1	2	0	1	10	18.0	
at Davidson	01/20/2024	*	36:03	8-18	.444	3-8	.375	5-6	.833	0	2	2	4.2	3	2	1	0	1	24	18.3	
Totals			18	617:51	120-252	.476	45-109	.413	45-55	.818	10	66	76	4.2	28	43	33	1	23	330	18.3



#3 DELONNIE HUNT
G | SR | 6'0" | 175
ALBANY, NY
ROCK CREEK CHRISTIAN
WAGNER

GRAD STUDENT (2023-24)

- Returned to starting lineup for first time since Nov. 20 vs Colorado
- Returned to action after missing 10 games on Jan. 9 at Loyola Chicago ... Scored all six of his points in 2nd half
- Had surgery to fix left wrist fracture on Nov. 27
- Limited to 18 total minutes and 2 in the second half vs #18 Colorado after injuring his wrist on a fall in the first half
- Committed to Richmond in mid-May, the second member of Richmond's 2023 transfer class

JUNIOR (2022-23 • WAGNER)

- Third Team All-NEC selection
- Led Wagner with 11.1 points and 31.6 minutes per game
- 2.7 assists per game ranked second on team (13th in NEC)

SOPHOMORE (2021-22)

- Averaged 8.4 points and 2.6 assists per game
- Helped Wagner to a 21-6 record, including a 13-3 mark in the NEC

FRESHMAN (2020-21)

- NEC Rookie of the Year
- Started all 20 games, averaging 10.6 points per game
- Wagner went 13-5 in conference play, winning the NEC regular-season championship

HIGH SCHOOL

- Led Rock Creek Christian Academy to 2020 Maryland Private School state championship
- Named Fourth-Team All-Met by The Washington Post in 2020

PERSONAL

- Nickname is D-Low
- Born on October 26, 2001

CAREER HIGHS

Statistic	Value	
Points	24	vs Saint Francis (PA) 03/02/22
Rebounds	8	at Delaware St. 12/20/22
Assists	7	at FDU 02/13/21, at La Salle 11/12/22, at LIU 12/29/22
Steals	4	vs LIU 03/05/22, at Seton Hall 11/20/22, at Davidson 01/20/24
Blocks	2	vs Sacred Heart 12/22/20
FG Made	9	vs Saint Francis (PA) 03/02/22
FG Attempts	18	at Temple 11/07/22
3FG Made	4	4 times
3FG Attempts	10	vs LIU 01/14/21
FT Made	7	vs Stonehill 02/23/23
FT Attempts	8	vs Stonehill 02/23/23

CAREER STATS

				Field Goals		3-Point		F-Throws		Rebounds								Scoring		
SEASON	TEAM	GP-GS	MIN/AVG	FG-FGA	FG%	3FG-3FGA	3FG%	FT-FTA	FT%	OFF	DEF	TOT	AVG	PF-FO	A	TO	BLK	STL	PTS	AVG
2020-21	WC	20-20	683/34.1	77-204	.377	28-80	.350	30-46	.652	21	50	71	3.6	47-0	53	25	5	18	212	10.6
2021-22	WC	25-24	776/31.0	76-181	.420	26-84	.310	32-43	.744	26	42	68	2.7	53-1	65	26	0	27	210	8.4
2022-23	WC	28-28	885/31.6	108-296	.365	31-108	.287	63-86	.733	27	62	89	3.2	53-0	76	42	0	33	310	11.1
2023-24	UR	8-7	237/29.7	22-57	.386	5-15	.333	15-20	.750	3	21	24	3.0	15-0	17	6	1	9	64	8.0
TOTAL FOR UR		8-7	237/29.7	22-57	.386	5-15	.333	15-20	.750	3	21	24	3.0	15-0	17	6	1	9	64	8.0
TOTAL		81-79	2580/31.9	283-738	.383	90-287	.314	140-195	.718	77	175	252	3.1	168-1	211	99	6	87	796	9.8

GAMELOGS

Opponent	Date	GS	MIN	Total		3-Pointers		Free throws		Rebounds										
				FG-FGA	PCT	3FG-3FGA	PCT	FT-FTA	PCT	OFF	DEF	TOT	AVG	PF	A	TO	BLK	STL	PTS	AVG
VMI	11/06/2023	*	30:08	5-11	.455	1-5	.200	4-7	.571	1	1	2	2.0	0	4	0	0	2	15	15.0
Siena	11/11/2023	*	29:33	4-8	.500	1-1	1.000	2-2	1.000	0	2	2	2.0	3	4	1	0	0	11	13.0
at Boston College	11/15/2023	*	36:05	3-9	.333	1-3	.333	0-0	.000	0	4	4	2.7	1	0	1	1	1	7	11.0
vs Colorado	11/20/2023	*	17:42	1-4	.250	0-1	.000	2-2	1.000	0	2	2	2.5	0	0	0	0	0	4	9.3
at Loyola Chicago	01/09/2024		19:11	3-7	.429	0-1	.000	0-1	.000	0	1	1	2.2	3	1	0	0	0	6	8.6
George Mason	01/13/2024	*	31:12	3-6	.500	1-1	1.000	4-4	1.000	1	2	3	2.3	1	0	1	0	1	11	9.0
at Duquesne	01/16/2024	*	32:18	1-6	.167	0-1	.000	1-2	.500	1	2	3	2.4	3	4	1	0	1	3	8.1
at Davidson	01/20/2024	*	41:12	2-6	.333	1-2	.500	2-2	1.000	0	7	7	3.0	4	4	2	0	4	7	8.0
Totals			7	237:20	.386	5-15	.333	15-20	.750	3	21	24	3.0	15	17	6	1	9	64	8.0





#4 DJI BAILEY
G | SR | 6'5" | 195
WILSON, NC
GREENFIELD SCHOOL

CAREER HIGHS

Statistic	Value	
Points	14	vs Siena 11/11/23
Rebounds	8	vs VMI 11/07/22, at Wichita St. 11/29/23, at Duquesne 01/16/24
Assists	7	vs UNLV 11/21/23
Steals	6	vs Florida 12/09/23
Blocks	2	vs William & Mary 12/02/23
FG Made	6	vs Siena 11/11/23, vs Buffalo 12/21/23
FG Attempts	9	vs Buffalo 12/21/23
3FG Made	2	4 times
3FG Attempts	3	vs Saint Louis 02/21/23, vs St. Bonaventure 01/06/24, at Loyola Chicago 01/09/24
FT Made	4	vs St. Bonaventure 01/06/24, at Davidson 01/20/24
FT Attempts	9	vs St. Bonaventure 01/06/24

CAREER STATS

SEASON	TEAM	GP-GS	MIN	AVG	Field Goals	3-Point	F-Throws	Rebounds	PF	FO	A	TO	BLK	STL	PTS	AVG
2020-21	UR	9-0	68/7.6		7-12	.583	0-4	.000	2-4	.500	2	10	12	1.3	8-0	1 5 0 5 16 1.8
2021-22	UR	16-0	125/7.8		12-20	.600	0-5	.000	6-10	.600	4	7	11	0.7	11-0	4 7 1 6 30 1.9
2022-23	UR	20-7	287/14.4		22-52	.423	6-15	.400	10-15	.667	15	24	39	2.0	34-1	23 25 1 12 60 3.0
2023-24	UR	18-9	508/28.2		66-107	.617	8-21	.381	28-52	.538	11	61	72	4.0	30-0	41 20 5 35 168 9.3
TOTAL		63-16	988/15.7		107-191	.560	14-45	.311	46-81	.568	32	102	134	2.1	83-1	69 57 7 58 274 4.3

GAMELOGS

Opponent	Date	GS	MIN	Total	3-Pointers	Free throws	Rebounds	PF	A	TO	BLK	STL	PTS	AVG
VMI	11/06/2023		18:56	2-4	.500	0-0	.000	3-5	.600	3	2	5	5.0	1 1 0 0 3 7 7.0
Siena	11/11/2023		17:38	6-7	.857	2-2	1.000	0-2	.000	0	3	3	4.0	0 1 0 0 1 14 10.5
at Boston College	11/15/2023		25:57	3-4	.750	0-1	.000	2-2	1.000	0	2	2	3.3	1 1 0 0 1 8 9.7
vs Colorado	11/20/2023		26:37	5-6	.833	1-1	1.000	0-0	.000	0	0	0	2.5	2 1 3 0 1 11 10.0
vs UNLV	11/21/2023		27:15	1-3	.333	0-0	.000	2-4	.500	0	0	0	2.0	1 7 0 0 3 4 8.8
Queens (NC)	11/25/2023		25:00	4-8	.500	0-2	.000	0-0	.000	0	5	5	2.5	2 1 1 0 1 8 8.7
at Wichita St.	11/29/2023		32:04	3-5	.600	0-0	.000	1-3	.333	1	7	8	3.3	1 5 2 0 0 7 8.4
William & Mary	12/02/2023		21:51	5-7	.714	0-0	.000	2-3	.667	0	4	4	3.4	2 0 0 2 1 12 8.9
at UNI	12/06/2023		26:54	3-5	.600	0-0	.000	0-1	.000	1	4	5	3.6	0 3 0 0 2 6 8.6
vs Florida	12/09/2023	*	30:48	1-4	.250	0-1	.000	2-5	.400	1	4	5	3.7	3 0 0 0 6 4 8.1
Charlotte	12/16/2023	*	33:10	5-7	.714	0-1	.000	2-4	.500	1	2	3	3.6	3 3 0 0 4 12 8.5
Buffalo	12/21/2023	*	35:01	6-9	.667	0-2	.000	1-2	.500	0	5	5	3.8	2 4 2 0 1 13 8.8
Lafayette	12/30/2023	*	28:06	5-8	.625	0-1	.000	0-2	.000	0	6	6	3.9	4 2 3 1 1 10 8.9
St. Bonaventure	01/06/2024	*	33:17	4-8	.500	1-3	.333	4-9	.444	1	3	4	3.9	0 3 2 0 2 13 9.2
at Loyola Chicago	01/09/2024	*	29:42	4-5	.800	2-3	.667	0-0	.000	0	2	2	3.8	2 2 3 1 2 10 9.3
George Mason	01/13/2024	*	24:38	2-4	.500	0-1	.000	3-4	.750	1	1	2	3.7	3 2 2 0 1 7 9.1
at Duquesne	01/16/2024	*	31:49	4-5	.800	2-2	1.000	2-2	1.000	2	6	8	3.9	2 4 2 1 2 12 9.3
at Davidson	01/20/2024	*	39:21	3-8	.375	0-1	.000	4-4	1.000	0	5	5	4.0	1 1 0 0 3 10 9.3
Totals			9 508:03	66-107	.617	8-21	.381	28-52	.538	11	61	72	4.0	30 41 20 5 35 168 9.3

SENIOR (2023-24)

- Made game-winning basket at Duquesne on Jan. 16, a driving layup with 13 seconds to play ... matched a career-high with 8 rebounds
- Made his first start of the season vs Florida on Dec. 9 ... Registered a career-high six steals, the most by a Spider since NCAA all-time steals leader Jacob Gilyard had 6 vs URI in 2022 A-10 Tournament
- Led UR in rebounds (8) and assists (5) at Wichita State
- Shifted to backcourt from wing vs UNLV with DeLonnie Hunt sidelined by injury ... Registered a career-best and team-high 7 assists and no turnovers
- Led Richmond's bench with 11 points vs #18 Colorado ... reverse layup gave UR a 42-40 lead midway through 2nd half
- Scored a career-high 14 points on 6-7 shooting vs Siena on Nov. 11 to lead UR's bench
- Led UR with a career-high 3 steals vs VMI on Nov. 6

JUNIOR (2022-23)

- Appeared in 20 games with seven starts (sixth most starts of any Spider)
- Averaged 3.0 points, 2.0 rebounds, and 1.2 assists in 14.4 minutes per game
- Made first career start vs St. Bonaventure on February 1
- 40.0 three-point FG percentage tied for best on team (minimum 10 attempts)
- Broke a bone in his left hand on December 15 and missed the next eight games
- Suffered a bruised left knee on February 27 and missed the remainder of the season (four games)

SOPHOMORE (2021-22)

- Appeared in 16 games, averaging 1.9 points, 0.7 rebounds, and 0.4 steals in 7.8 minutes per game
- Shot 12-20 from the field, the highest FG pct on the team (.600)
- Ranked second on team in steals per 40 minutes (1.9)
- Scored a career-high 10 points vs Mississippi State at the Bahamas Championships
- Injured his ankle on January 13 and played in only two more games, registering seven minutes vs Dayton on March 1 and one minute vs Providence on March 19

FRESHMAN (2020-21)

- Appeared in nine games, averaging 1.8 points and 1.3 rebounds in 7.6 minutes per game
- Ranked second on team in steals per 40 minutes (3.0) and third in rebounds per 40 minutes (7.2) among players to play at least 10 minutes
- Shot 7-12 from the field, including 7-8 from two-point range
- Played career-high 19 minutes vs Mississippi State in NIT quarterfinals, registering five points and two rebounds
- Scored his first nine career points vs St. Mary's (MD) on February 14 ... Added 5 rebounds in 16 minutes
- Did not fully practice until mid-November after fracturing his wrist during a workout in June

HIGH SCHOOL

- Attended the Greenfield School ... Led team to North Carolina Independent Schools Athletic Association (NCISAA) 1A state title in 2019
- Averaged 17 points, nine rebounds, and eight assists per game as a senior
- NCISAA All-State selection, Wilson Times All-Area selection as a senior
- 2020 1A/2A Coastal Plain Independent Conference (CPIC) Player of the Year
- No. 15 recruit in North Carolina's Class of 2020 according to ESPN.com
- Released from commitment to Wake Forest in April 2020 after team fired coach Danny Manning
- Signed with Richmond on May 12, the final member of the Spiders Class of 2020





#5 COLLIN TANNER
G | FR | 6'6" | 195
CREEDMOOR, NC
COMBINE ACADEMY

HIGH SCHOOL

- Finished his prep career at Combine Academy in Lincolnton, N.C.
- Helped Combine Academy to a 35-7 record and Phenom Hoop State Championship in 2022-23
- Averaged 22 points and eight rebounds per game at Wayne Country Day School in 2021-22

- Led Wayne Country to a 25-8 record and berth in the NCISAA 2A semifinals in 2021-22
- No. 2 North Carolina recruit in Class of 2023, according to HoopSeen

PERSONAL

- Born on July 1, 2004

CAREER HIGHS

Statistic	Value	
Points	2	vs Siena 11/11/23, vs Lafayette 12/30/23
Rebounds	2	vs VMI 11/06/23
Steals	1	vs VMI 11/06/23, vs Siena 11/11/23
FG Made	1	vs Siena 11/11/23, vs Lafayette 12/30/23
FG Attempts	2	vs VMI 11/06/23, vs Lafayette 12/30/23
3FG Attempts	1	vs VMI 11/06/23

CAREER STATS

				Field Goals		3-Point		F-Throws		Rebounds									Scoring	
SEASON	TEAM	GP-GS	MIN/AVG	FG-FGA	FG%	3FG-3FGA	3FG%	FT-FTA	FT%	OFF	DEF	TOT	AVG	PF-FO	A	TO	BLK	STL	PTS	AVG
2023-24	UR	5-0	23/4.7	2-6	.333	0-1	.000	0-0	.000	2	1	3	0.6	3-0	0	0	0	2	4	0.8
TOTAL		5-0	23/4.7	2-6	.333	0-1	.000	0-0	.000	2	1	3	0.6	3-0	0	0	0	2	4	0.8

GAMELOGS

				Total		3-Pointers		Free throws		Rebounds											
Opponent	Date	GS	MIN	FG-FGA	PCT	3FG-3FGA	PCT	FT-FTA	PCT	OFF	DEF	TOT	AVG	PF	A	TO	BLK	STL	PTS	AVG	
VMI	11/06/2023		06:34	0-2	.000	0-1	.000	0-0	.000	1	1	2	2.0	1	0	0	0	1	0	0.0	
Siena	11/11/2023		03:56	1-1	1.000	0-0	.000	0-0	.000	0	0	0	1.0	1	0	0	0	1	2	1.0	
Queens (NC)	11/25/2023		03:28	0-1	.000	0-0	.000	0-0	.000	0	0	0	0.7	0	0	0	0	0	0	0.7	
William & Mary	12/02/2023		02:12	0-0	.000	0-0	.000	0-0	.000	0	0	0	0.5	0	0	0	0	0	0	0.5	
Lafayette	12/30/2023		07:13	1-2	.500	0-0	.000	0-0	.000	1	0	1	0.6	1	0	0	0	0	2	0.8	
Totals		0	23:23	2-6	.333	0-1	.000	0-0	.000	2	1	3	0.6	3	0	0	0	2	4	0.8	





#9 TYLER HARRIS
F | GR | 6'7" | 205
CHARLOTTE, NC
INDEPENDENCE HIGH
WESTERN CAROLINA

GRAD STUDENT (2023-24)

- Signed with Richmond in June, the third and final member of UR's transfer class of 2023

SENIOR (2022-23 • WESTERN CAROLINA)

- Appeared in all 34 games with 22 starts
- Averaged 5.1 points and 2.5 rebounds per game
- Second on team with 0.6 blocks per game, fourth with 0.6 steals per game
- Turnover rate of 11.3 percent was fourth-lowest in Southern Conference, via KenPom
- WCU finished 18-16 (program's first winning season since 2019-20)

JUNIOR (2021-22 • WESTERN CAROLINA)

- Appeared in 30 games with 29 starts
- Averaged a career-high 7.2 points per game

SOPHOMORE (2020-21 • WESTERN CAROLINA)

- Appeared in all 27 games with 20 starts
- Averaged 6.3 points and 4.6 rebounds per game (career high)

FRESHMAN (2019-20 • WESTERN CAROLINA)

- Appeared in all 31 games with six starts
- Averaged 4.3 points and 2.6 rebounds per game

HIGH SCHOOL

- Led Independence High to a Southwestern Conference title in 2019
- Helped Independence reach 4th Round of the NCHSAA 4A Men's Basketball Championship in 2019
- Began prep career at Northside Christian

PERSONAL

- Born on August 17, 2001

CAREER HIGHS

Statistic	Value	
Points	19	at N.C. A&T 12/12/20
Rebounds	11	vs ETSU 01/20/21, vs The Citadel 01/05/22
Assists	4	5 times
Steals	3	at Samford 01/18/21, at Samford 01/08/22
Blocks	3	vs ETSU 01/20/21, vs Wofford 01/18/23
FG Made	7	at N.C. A&T 12/12/20
FG Attempts	11	vs The Citadel 01/05/22, vs Samford 01/29/22, at VMI 02/04/22
3FG Made	6	at VMI 02/04/22
3FG Attempts	11	at VMI 02/04/22
FT Made	6	at ETSU 01/10/22
FT Attempts	8	at Mercer 01/16/21

CAREER STATS

				Field Goals		3-Point		F-Throws		Rebounds								Scoring		
SEASON	TEAM	GP-GS	MIN/AVG	FG-FGA	FG%	3FG-3FGA	3FG%	FT-FTA	FT%	OFF	DEF	TOT	AVG	PF-FO	A	TO	BLK	STL	PTS	AVG
2019-20	WCU	31-6	511/16.5	52-110	.473	8-29	.276	22-27	.815	21	61	82	2.6	42-1	20	28	14	12	134	4.3
2020-21	WCU	27-20	664/24.6	64-146	.438	19-64	.297	22-37	.595	33	92	125	4.6	59-3	34	46	17	17	169	6.3
2021-22	WCU	30-29	899/30.0	73-192	.380	40-124	.323	29-39	.744	30	92	122	4.1	67-3	33	43	12	20	215	7.2
2022-23	WCU	34-22	895/26.3	58-170	.341	39-133	.293	17-27	.630	15	69	84	2.5	60-1	30	19	22	20	172	5.1
2023-24	UR	18-0	239/13.3	18-38	.474	6-12	.500	5-5	1.000	6	28	34	1.9	16-0	11	6	5	9	47	2.6
TOTAL FOR UR		18-0	239/13.3	18-38	.474	6-12	.500	5-5	1.000	6	28	34	1.9	16-0	11	6	5	9	47	2.6
TOTAL		140-77	3208/22.9	265-656	.404	112-362	.309	95-135	.704	105	342	447	3.2	244-8	128	142	70	78	737	5.3

GAMELOGS

Opponent	Date	GS	MIN	Total		3-Pointers		Free throws		Rebounds				PF	A	TO	BLK	STL	PTS	AVG
				FG-FGA	PCT	3FG-3FGA	PCT	FT-FTA	PCT	OFF	DEF	TOT	AVG							
VMI	11/06/2023		05:56	1-1	1.000	0-0	.000	2-2	1.000	0	1	1	1.0	1	0	0	0	0	4	4.0
Siena	11/11/2023		08:56	2-3	.667	0-1	.000	0-0	.000	1	1	2	1.5	1	1	0	0	1	4	4.0
at Boston College	11/15/2023		06:31	0-2	.000	0-0	.000	0-0	.000	0	0	0	1.0	0	0	1	0	1	0	2.7
vs Colorado	11/20/2023		17:56	1-3	.333	0-1	.000	0-0	.000	0	4	4	1.8	2	0	1	0	1	2	2.5
vs UNLV	11/21/2023		16:56	2-2	1.000	0-0	.000	0-0	.000	0	2	2	1.8	2	0	1	0	0	4	2.8
Queens (NC)	11/25/2023		13:37	1-3	.333	0-0	.000	1-1	1.000	1	2	3	2.0	0	1	0	1	2	3	2.8
at Wichita St.	11/29/2023		19:59	2-5	.400	0-0	.000	0-0	.000	1	0	1	1.9	1	2	0	0	1	4	3.0
William & Mary	12/02/2023		11:04	1-1	1.000	0-0	.000	0-0	.000	0	0	0	1.6	1	2	0	0	0	2	2.9
at UNI	12/06/2023		07:25	1-1	1.000	0-0	.000	0-0	.000	0	0	0	1.4	2	0	1	0	1	2	2.8
vs Florida	12/09/2023		07:33	0-0	.000	0-0	.000	0-0	.000	0	0	0	1.3	1	1	0	1	0	0	2.5
Charlotte	12/16/2023		17:01	1-2	.500	0-1	.000	2-2	1.000	1	2	3	1.5	0	0	0	0	0	4	2.6
Buffalo	12/21/2023		19:47	0-2	.000	0-0	.000	0-0	.000	0	2	2	1.5	0	1	0	2	0	0	2.4
Lafayette	12/30/2023		16:15	2-3	.667	2-2	1.000	0-0	.000	0	3	3	1.6	1	0	1	1	1	6	2.7
St. Bonaventure	01/06/2024		14:07	0-1	.000	0-0	.000	0-0	.000	1	1	2	1.6	2	0	0	0	1	0	2.5
at Loyola Chicago	01/09/2024		11:45	1-4	.250	1-3	.333	0-0	.000	0	2	2	1.7	0	2	0	0	0	3	2.5
George Mason	01/13/2024		12:50	1-2	.500	1-2	.500	0-0	.000	0	2	2	1.7	0	0	1	0	0	3	2.6
at Duquesne	01/16/2024		13:30	0-0	.000	0-0	.000	0-0	.000	0	3	3	1.8	0	1	0	0	0	0	2.4
at Davidson	01/20/2024		18:09	2-3	.667	2-2	1.000	0-0	.000	1	3	4	1.9	2	0	0	0	0	6	2.6
Totals		0	239:17	18-38	.474	6-12	.500	5-5	1.000	6	28	34	1.9	16	11	6	5	9	47	2.6





#10 LIAM WEAVER
G | JR | 6'2" | 190
KANSAS CITY, MO
PEMBROKE HILL

JUNIOR (2023-24)

- Scored his first career points on a three-pointer from the left wing vs Queens on Nov. 25

SOPHOMORE (2022-23)

- Appeared in two games (Dec. 13 vs Fairleigh Dickinson, March 7 vs UMass)

FRESHMAN (2021-22)

- Did not appear in any games

HIGH SCHOOL

- 2021 Missouri Class 4 All-State selection
- Selected to 2021 DiRenna All-Star team as one of top players in Kansas City
- 3-time All-District selection
- Led Pembroke to 13-1 record and district championship as a senior
- 2021 McDonald's All-American nominee
- 3-year team captain at Pembroke Hill School
- 3-time All-State, 3-time All-Region, 4-time All-District soccer player at Pembroke Hill
- 2019 Missouri State Defender of the Year in soccer
- Committed to Richmond in February 2021

PERSONAL

- Son of Michelle and Tim ... Father Tim ran track at Tulsa
- Has a younger sister Elizabeth
- Won multiple academic awards at Pembroke Hill and graduated in top 10 percent of his class
- Born on August 6, 2002

CAREER HIGHS

Statistic	Value	
Points	3	vs Queens (NC) 11/25/23
FG Made	1	vs Queens (NC) 11/25/23
FG Attempts	1	vs Queens (NC) 11/25/23
3FG Made	1	vs Queens (NC) 11/25/23
3FG Attempts	1	vs Queens (NC) 11/25/23

CAREER STATS

				Field Goals		3-Point		F-Throws		Rebounds									Scoring	
SEASON	TEAM	GP-GS	MIN/AVG	FG-FGA	FG%	3FG-3FGA	3FG%	FT-FTA	FT%	OFF	DEF	TOT	AVG	PF-FO	A	TO	BLK	STL	PTS	AVG
2022-23	UR	2-0	2/1.1	0-0	.000	0-0	.000	0-0	.000	0	0	0	0.0	1-0	0	0	0	0	0	0.0
2023-24	UR	3-0	5/1.8	1-1	1.000	1-1	1.000	0-0	.000	0	0	0	0.0	1-0	0	0	0	0	3	1.0
TOTAL		5-0	8/1.5	1-1	1.000	1-1	1.000	0-0	.000	0	0	0	0.0	2-0	0	0	0	0	3	0.6

GAMELOGS

		Total			3-Pointers		Free throws		Rebounds											
Opponent	Date	GS	MIN	FG-FGA	PCT	3FG-3FGA	PCT	FT-FTA	PCT	OFF	DEF	TOT	AVG	PF	A	TO	BLK	STL	PTS	AVG
VMI	11/06/2023		02:34	0-0	.000	0-0	.000	0-0	.000	0	0	0	0.0	1	0	0	0	0	0	0.0
Siena	11/11/2023		01:14	0-0	.000	0-0	.000	0-0	.000	0	0	0	0.0	0	0	0	0	0	0	0.0
Queens (NC)	11/25/2023		01:40	1-1	1.000	1-1	1.000	0-0	.000	0	0	0	0.0	0	0	0	0	0	3	1.0
Totals		0	05:28	1-1	1.000	1-1	1.000	0-0	.000	0	0	0	0.0	1	0	0	0	0	3	1.0





#11 JASON ROCHE

G | JR | 6'5" | 200
BERKELEY, CA
ST. MARY'S HIGH
THE CITADEL

CAREER HIGHS

Statistic	Value	
Points	29	vs Samford 02/05/22
Rebounds	9	vs Morris 11/12/21
Assists	2	5 times
Steals	3	vs Morris 11/12/21, vs Coppin St. 12/28/22
Blocks	1	9 times
FG Made	10	vs Samford 02/05/22
FG Attempts	17	vs Samford 02/05/22
3FG Made	9	vs Samford 02/05/22
3FG Attempts	15	vs Samford 02/05/22
FT Made	9	at UNC Greensboro 02/10/22
FT Attempts	10	at UNC Greensboro 02/10/22

CAREER STATS

		Field Goals		3-Point		F-Throws		Rebounds				Scoring			
SEASON	TEAM	GP-GS	MIN/AVG	FG-FGA	FG%	3FG-3FGA	3FG%	FT-FTA	FT%	OFF	DEF	TOT	AVG	PF-FO	A TO BLK STL PTS AVG
2021-22	Cit	31-30	1121/36.2	124-309	.401	110-277	.397	50-55	.909	23	100	123	4.0	58-0	21 32 7 21 408 13.2
2022-23	UR	32-1	572/17.9	65-161	.404	52-135	.385	19-21	.905	13	38	51	1.6	35-0	5 13 2 8 201 6.3
2023-24	UR	18-2	256/14.2	21-63	.333	19-55	.345	9-11	.818	5	13	18	1.0	17-0	2 5 0 3 70 3.9
TOTAL FOR UR		50-3	828/16.6	86-224	.384	71-190	.374	28-32	.875	18	51	69	1.4	52-0	7 18 2 11 271 5.4
TOTAL		81-33	1950/24.1	210-533	.394	181-467	.388	78-87	.897	41	151	192	2.4	110-0	28 50 9 32 679 8.4

GAMELOGS

		Total		3-Pointers		Free throws		Rebounds				Scoring			
Opponent	Date	GS	MIN	FG-FGA	PCT	3FG-3FGA	PCT	FT-FTA	PCT	OFF	DEF	TOT	AVG	PF	A TO BLK STL PTS AVG
VMI	11/06/2023		15:35	2-5	.400	2-5	.400	3-4	.750	1	0	1	1.0	1	0 0 0 0 9 9.0
Siena	11/11/2023		14:59	3-4	.750	3-4	.750	0-0	.000	0	1	1	1.0	1	0 0 0 1 9 9.0
at Boston College	11/15/2023		15:18	1-8	.125	1-6	.167	0-0	.000	1	0	1	1.0	1	0 0 0 0 3 7.0
vs Colorado	11/20/2023		14:08	0-2	.000	0-2	.000	0-0	.000	0	1	1	1.0	1	0 1 0 0 0 5.3
vs UNLV	11/21/2023		12:58	0-2	.000	0-1	.000	0-0	.000	1	1	2	1.2	0	0 0 0 0 0 4.2
Queens (NC)	11/25/2023		18:06	1-4	.250	1-4	.250	0-0	.000	0	2	2	1.3	1	1 0 0 0 3 4.0
at Wichita St.	11/29/2023		13:03	0-2	.000	0-2	.000	0-0	.000	0	3	3	1.6	1	0 0 0 0 0 3.4
William & Mary	12/02/2023	*	25:01	5-7	.714	4-6	.667	0-0	.000	0	2	2	1.6	0	0 0 0 0 14 4.8
at UNI	12/06/2023	*	15:57	0-1	.000	0-1	.000	0-0	.000	0	0	0	1.4	0	1 0 0 0 0 4.2
vs Florida	12/09/2023		14:39	2-3	.667	2-3	.667	2-3	.667	0	0	0	1.3	2	0 0 0 0 8 4.6
Charlotte	12/16/2023		12:55	1-4	.250	1-4	.250	0-0	.000	0	0	0	1.2	2	0 1 0 0 3 4.5
Buffalo	12/21/2023		12:02	0-1	.000	0-1	.000	0-0	.000	0	1	1	1.2	1	0 0 0 0 0 4.1
Lafayette	12/30/2023		21:23	2-5	.400	2-4	.500	0-0	.000	0	1	1	1.2	3	0 2 0 2 6 4.2
St. Bonaventure	01/06/2024		09:28	1-3	.333	0-2	.000	0-0	.000	1	0	1	1.1	0	0 0 0 0 2 4.1
at Loyola Chicago	01/09/2024		08:41	0-1	.000	0-1	.000	2-2	1.000	0	0	0	1.1	1	0 0 0 0 2 3.9
George Mason	01/13/2024		11:52	0-2	.000	0-2	.000	0-0	.000	0	1	1	1.1	1	0 1 0 0 0 3.7
at Duquesne	01/16/2024		14:38	3-7	.429	3-5	.600	2-2	1.000	0	0	0	1.0	1	0 0 0 0 11 4.1
at Davidson	01/20/2024		05:42	0-2	.000	0-2	.000	0-0	.000	1	0	1	1.0	0	0 0 0 0 0 3.9
Totals		2	256:26	21-63	.333	19-55	.345	9-11	.818	5	13	18	1.0	17	2 5 0 3 70 3.9

JUNIOR (2023-24)

- Made three of UR's five three-pointer at Duquesne on 1/16
- Made his first start of the season vs William & Mary on December 2 ... Scored all 14 of his points in the 1st half as UR built a 16-point lead

SOPHOMORE (2022-23)

- Appeared in 32 games with one start (December 3 at William & Mary)
- Averaged 6.3 points and 1.6 rebounds per game
- Made 52 three-pointers coming off the bench, second most in the Atlantic 10
- 38.5 three-point field goal percentage ranked eighth in A-10 among those with at least 100 three-point attempts
- Lowest turnover rate (8.5 percent) in A-10, per KenPom
- Made game-winning three-pointer vs Duquesne with 7.7 seconds remaining to complete Richmond's 22-point comeback on Jan. 7
- Signed with the Spiders on April 26, 2022
- Was also offered by Missouri, Pittsburgh, Kansas State, St. Bonaventure, and San Diego after entering transfer portal

FRESHMAN (2021-22 • CITADEL)

- Named Southern Conference Rookie of the Year
- Averaged 13.2 points (second on team) and 4.0 rebounds (third on team) per game
- 110 three-pointers ranked ninth in Division I and first among freshmen
- Ranked third in Southern Conference and 39th in Division I in three-point FG pct, at 39.7
- Led Southern Conference with 36.2 minutes per game (28th in Division I)
- 1 of three Citadel players to appear in all 31 games ... made 30 starts
- Scored 27 points in his collegiate debut to lead Citadel to an upset of Pittsburgh
- Scored a career-high 29 points vs Samford on February 5

HIGH SCHOOL

- Finished his prep career playing under coach Rob Toste at Pomfret School in Connecticut
- Led St. Mary's College High School (Albany, California) to Division III California Co-Championship in 2020
- Averaged 23 points, six rebounds, and four assists per game as a senior
- Earned First Team All-League honors as a junior and senior

PERSONAL

- Son of Sandra & Patrick
- Cousin Christine Cleary played basketball at Wisconsin ... Cousin Joe Cleary was on the track team at Wisconsin
- Born on November 17, 2001
- Last name is pronounced ROACH





#12 MIKKEL TYNE
G | FR | 5'10" | 180
TORONTO, ONTARIO
BISHOP WALSH (MD)

FRESHMAN (2023-24)

- Recorded a layup, two assists, and a steal in final 68 seconds of 1st half to cap a 15-0 Spiders run vs Charlotte
- Scored a career-high 16 points vs Florida on Dec. 9, shooting 5-7 from three-point range ... First true freshman for UR to score 16 or more points since Jake Wojcik at So. Alabama on 12/29/2018 (22)
- Made consecutive threes to cut UR's deficit to three in 2nd half at Wichita St
- Career-high 4 assists vs Queens on Nov. 25 led all Spiders
- Made first career start vs UNLV on Nov. 21 with DeLonnie Hunt injured ... became first true freshman to start any game for Spiders since 2021 NIT and first to start a November game for Spiders since 2018
- Career-high 4 steals vs Siena on Nov. 11 were tied for most among Spiders

HIGH SCHOOL

- Finished his prep career at Bishop Walsh in Cumberland, Md.
- Coached by Dan Prete at Bishop Walsh, who coached Spiders legend and No. 2 all-time leading scorer Grant Golden in high school (at Saint James School in Hagerstown, Md.)
- No. 10 Class of 2023 recruit in Maryland, according to ESPN
- Attended Montverde Academy in Montverde, Fla. in 2021-22
- Represented Canada at FIBA U18 Americas Championship and FIBA U17 Basketball World Cup in 2022

PERSONAL

- Born on May 2, 2005
- First name is pronounced mick-KELL

CAREER HIGHS

Statistic	Value	
Points	16	vs Florida 12/09/23
Rebounds	6	vs Queens (NC) 11/25/23, vs Charlotte 12/16/23, vs St. Bonaventure 01/06/24
Assists	4	vs Queens (NC) 11/25/23
Steals	4	vs Siena 11/11/23
FG Made	5	vs Florida 12/09/23
FG Attempts	11	vs Lafayette 12/30/23
3FG Made	5	vs Florida 12/09/23
3FG Attempts	7	vs Florida 12/09/23
FT Made	2	4 times
FT Attempts	2	5 times

CAREER STATS

				Field Goals		3-Point		F-Throws		Rebounds									Scoring		
SEASON	TEAM	GP-GS	MIN	AVG	FG-FGA	FG%	3FG-3FGA	3FG%	FT-FTA	FT%	OFF	DEF	TOT	AVG	PF-FO	A	TO	BLK	STL	PTS	AVG
2023-24	UR	18-11	400	22.2	33-104	.317	16-56	.286	10-12	.833	6	41	47	2.6	27-1	22	13	0	14	92	5.1
TOTAL		18-11	400	22.2	33-104	.317	16-56	.286	10-12	.833	6	41	47	2.6	27-1	22	13	0	14	92	5.1

GAMELOGS

Opponent	Date	GS	MIN	Total		3-Pointers		Free throws		Rebounds				PF	A	TO	BLK	STL	PTS	AVG
				FG-FGA	PCT	3FG-3FGA	PCT	FT-FTA	PCT	OFF	DEF	TOT	AVG							
VMI	11/06/2023		12:15	2-5	.400	1-3	.333	0-0	.000	0	1	1	1.0	1	1	1	0	0	5	5.0
Siena	11/11/2023		20:44	1-5	.200	0-3	.000	0-0	.000	0	1	1	1.0	1	3	1	0	4	2	3.5
at Boston College	11/15/2023		05:45	0-2	.000	0-1	.000	0-0	.000	0	1	1	1.0	1	0	0	0	0	0	2.3
vs Colorado	11/20/2023		21:28	1-7	.143	1-5	.200	0-0	.000	0	0	0	0.8	5	2	0	0	2	3	2.5
vs UNLV	11/21/2023	*	26:25	1-4	.250	0-0	.000	0-0	.000	0	2	2	1.0	1	1	2	0	0	2	2.4
Queens (NC)	11/25/2023	*	23:41	2-3	.667	0-0	.000	2-2	1.000	1	5	6	1.8	2	4	0	0	1	6	3.0
at Wichita St.	11/29/2023	*	20:52	2-5	.400	2-5	.400	0-0	.000	0	3	3	2.0	2	0	0	0	0	6	3.4
William & Mary	12/02/2023	*	29:27	2-7	.286	1-5	.200	0-0	.000	0	1	1	1.9	2	0	0	0	1	5	3.6
at UNI	12/06/2023	*	25:12	3-6	.500	1-3	.333	2-2	1.000	0	1	1	1.8	3	1	1	0	0	9	4.2
vs Florida	12/09/2023	*	32:12	5-10	.500	5-7	.714	1-2	.500	0	2	2	1.8	2	0	2	0	1	16	5.4
Charlotte	12/16/2023	*	33:15	3-10	.300	0-4	.000	2-2	1.000	0	6	6	2.2	2	2	1	0	2	8	5.6
Buffalo	12/21/2023	*	27:26	2-7	.286	1-3	.333	2-2	1.000	1	4	5	2.4	1	0	0	0	0	7	5.8
Lafayette	12/30/2023	*	31:56	4-11	.364	2-5	.400	0-0	.000	3	2	5	2.6	1	2	1	0	1	10	6.1
St. Bonaventure	01/06/2024	*	32:16	2-7	.286	1-4	.250	0-1	.000	0	6	6	2.9	2	2	2	0	2	5	6.0
at Loyola Chicago	01/09/2024	*	25:10	0-4	.000	0-2	.000	0-0	.000	0	4	4	2.9	0	1	0	0	0	0	5.6
George Mason	01/13/2024		13:35	1-4	.250	1-3	.333	0-0	.000	0	1	1	2.8	1	1	0	0	0	3	5.4
at Duquesne	01/16/2024		09:15	1-3	.333	0-1	.000	1-1	1.000	1	1	2	2.8	0	0	2	0	0	3	5.3
at Davidson	01/20/2024		09:16	1-4	.250	0-2	.000	0-0	.000	0	0	0	2.6	0	2	0	0	0	2	5.1
Totals		11	400:10	33-104	.317	16-56	.286	10-12	.833	6	41	47	2.6	27	22	13	0	14	92	5.1





#13 JACK GRAHAM
G | FR | 6'3" | 185
SMITHFIELD, RI
MILTON ACADEMY (MA)

HIGH SCHOOL

- Led Milton Academy to a 24-2 record and Class A New England Preparatory School Athletic Council (NEPSAC) championship in 2023 (school's first since 1974)
- NEPSAC Class A Co-Player of the Year
- Helped Bishop Hendricken to Division I state title in Rhode Island in 2021
- Originally signed with High Point but was released from his Letter of Intent when the program underwent a coaching change
- No. 15 Massachusetts prospect in Class of 2023, according to New England Recruiting Report

PERSONAL

- Born on November 25, 2003

CAREER HIGHS

Statistic	Value	
FG Attempts	1	vs VMI 11/06/23, vs Siena 11/11/23
3FG Attempts	1	vs VMI 11/06/23, vs Siena 11/11/23

CAREER STATS

				Field Goals		3-Point		F-Throws		Rebounds								Scoring		
SEASON	TEAM	GP-GS	MIN/AVG	FG-FGA	FG%	3FG-3FGA	3FG%	FT-FTA	FT%	OFF	DEF	TOT	AVG	PF-FO	A	TO	BLK	STL	PTS	AVG
2023-24	UR	5-0	9/1.9	0-2	.000	0-2	.000	0-0	.000	0	0	0	0.0	0-0	0	0	0	0	0	0.0
TOTAL		5-0	9/1.9	0-2	.000	0-2	.000	0-0	.000	0	0	0	0.0	0-0	0	0	0	0	0	0.0

GAMELOGS

Opponent	Date	GS	MIN	Total		3-Pointers		Free throws		Rebounds				PF	A	TO	BLK	STL	PTS	AVG
				FG-FGA	PCT	3FG-3FGA	PCT	FT-FTA	PCT	OFF	DEF	TOT	AVG							
VMI	11/06/2023		03:44	0-1	.000	0-1	.000	0-0	.000	0	0	0	0.0	0	0	0	0	0	0	0.0
Siena	11/11/2023		02:49	0-1	.000	0-1	.000	0-0	.000	0	0	0	0.0	0	0	0	0	0	0	0.0
Queens (NC)	11/25/2023		00:56	0-0	.000	0-0	.000	0-0	.000	0	0	0	0.0	0	0	0	0	0	0	0.0
William & Mary	12/02/2023		00:21	0-0	.000	0-0	.000	0-0	.000	0	0	0	0.0	0	0	0	0	0	0	0.0
Lafayette	12/30/2023		01:35	0-0	.000	0-0	.000	0-0	.000	0	0	0	0.0	0	0	0	0	0	0	0.0
Totals		0	09:25	0-2	.000	0-2	.000	0-0	.000	0	0	0	0.0	0	0	0	0	0	0	0.0





#16 RYAN SOULIS
F | FR | 6'10" | 215
ATHENS, GREECE
ASHEVILLE SCHOOL (NC)

FRESHMAN (2023-24)

- Suffered a separate right foot injury in practice on December 20
- Suffered right foot injury vs VMI on Nov. 6 and missed next six games ... Returned to action vs William & Mary on Dec. 2

HIGH SCHOOL

- Averaged 12 points per game in his lone season at Asheville School in 2022-23
- Led Asheville to a 19-6 record and semifinals berth in NCISAA 3A State Championship
- Signed with Spiders in August 2023 and re-classified to Class of 2023
- Chose Richmond over several other D-I offers including St. John's and St. Mary's

PERSONAL

- Father Vasilis played professionally for eight seasons (seven in Greek Basket League, one in EuroLeague)

CAREER HIGHS

Statistic	Value	
Rebounds	2	vs VMI 11/06/23
Assists	1	vs Florida 12/09/23
Blocks	2	vs VMI 11/06/23
FG Attempts	1	vs VMI 11/06/23, vs William & Mary 12/02/23
3FG Attempts	1	vs William & Mary 12/02/23
FT Attempts	2	vs VMI 11/06/23

CAREER STATS

				Field Goals		3-Point		F-Throws		Rebounds										Scoring	
SEASON	TEAM	GP-GS	MIN/AVG	FG-FGA	FG%	3FG-3FGA	3FG%	FT-FTA	FT%	OFF	DEF	TOT	AVG	PF-FO	A	TO	BLK	STL	PTS	AVG	
2023-24	UR	3-0	10/3.4	0-2	.000	0-1	.000	0-2	.000	0	2	2	0.7	2-0	1	1	2	0	0	0.0	
TOTAL		3-0	10/3.4	0-2	.000	0-1	.000	0-2	.000	0	2	2	0.7	2-0	1	1	2	0	0	0.0	

GAMELOGS

Opponent	Date	GS	MIN	Total		3-Pointers		Free throws		Rebounds				PF	A	TO	BLK	STL	PTS	AVG
				FG-FGA	PCT	3FG-3FGA	PCT	FT-FTA	PCT	OFF	DEF	TOT	AVG							
VMI	11/06/2023		07:05	0-1	.000	0-0	.000	0-2	.000	0	2	2	2.0	1	0	1	2	0	0	0.0
William & Mary	12/02/2023		02:12	0-1	.000	0-1	.000	0-0	.000	0	0	0	1.0	1	0	0	0	0	0	0.0
vs Florida	12/09/2023		00:56	0-0	.000	0-0	.000	0-0	.000	0	0	0	0.7	0	1	0	0	0	0	0.0
Totals			0 10:13	0-2	.000	0-1	.000	0-2	.000	0	2	2	0.7	2	1	1	2	0	0	0.0





#21 MIKE WALZ
C | SO | 6'11" | 250
BERWYN, PA
CONESTOGA HIGH

CAREER HIGHS

Statistic	Value	
Points	12	vs UNLV 11/21/23
Rebounds	5	vs Siena 11/11/23
Assists	4	vs Siena 11/11/23
Steals	1	vs VMI 11/06/23, vs Charlotte 12/16/23
Blocks	2	at Duquesne 01/16/24
FG Made	4	vs UNLV 11/21/23
FG Attempts	5	vs Buffalo 12/21/23
3FG Made	2	vs UNLV 11/21/23
3FG Attempts	3	vs Buffalo 12/21/23
FT Made	2	vs Drake 12/10/22, vs UNLV 11/21/23
FT Attempts	2	vs Drake 12/10/22, vs William & Mary 12/02/23, vs UNLV 11/21/23

CAREER STATS

				Field Goals		3-Point		F-Throws		Rebounds									Scoring		
SEASON	TEAM	GP-GS	MIN	AVG	FG-FGA	FG%	3FG-3FGA	3FG%	FT-FTA	FT%	OFF	DEF	TOT	AVG	PF-FO	A	TO	BLK	STL	PTS	AVG
2022-23	UR	13-0	47	3.6	3-4	.750	0-0	.000	3-4	.750	3	10	13	1.0	4-0	5	9	1	0	9	0.7
2023-24	UR	18-0	214	11.9	20-41	.488	5-14	.357	3-5	.600	17	31	48	2.7	22-0	23	15	9	2	48	2.7
TOTAL		31-0	260	8.4	23-45	.511	5-14	.357	6-9	.667	20	41	61	2.0	26-0	28	24	10	2	57	1.8

GAMELOGS

SOPHOMORE (2023-24)

- Played 16 mins in 1st half at Duquesne on Jan. 16 (4 rebounds, 2 blocks, 2 points, 1 assist)
- Left game vs Lafayette on Dec. 30 with 13:06 to play after aggravating a groin injury and did not return ... collected 4 offensive rebounds in 10 minutes
- Led UR's bench with a career-high 12 points vs UNLV ... Made three-pointers on back-to-back possessions late in 1st half to stretch lead to 15 ... 4-4 from field
- Career-high 4 assists vs Siena on Nov. 11 were tied for most on team ... also added career-best 7 points and 5 rebounds

FRESHMAN (2022-23)

- Appeared in 13 games, totaling 13 rebounds, nine points, and five assists
- Recorded three assists, tied for most on team, while playing 7:17 vs Loyola Chicago on Feb. 11
- Missed five games after spraining his ankle during practice on Feb. 14

HIGH SCHOOL

- First Team All-Central League, First Team All-Main Line as a junior and senior for Conestoga Pioneers
- Averaged 14 points and 10.6 rebounds per game as a senior
- Averaged 9.5 points and 10 rebounds per game as a junior

			Total			3-Pointers		Free throws		Rebounds													
Opponent	Date	GS	MIN	FG-FGA	PCT	3FG-3FGA	PCT	FT-FTA	PCT	OFF	DEF	TOT	AVG	PF	A	TO	BLK	STL	PTS	AVG			
VMI	11/06/2023		11:47	0-1	.000	0-0	.000	0-0	.000	0	3	3	3.0	1	1	2	0	1	0	0.0			
Siena	11/11/2023		18:11	3-4	.750	1-1	1.000	0-1	.000	1	4	5	4.0	1	4	2	0	0	7	3.5			
at Boston College	11/15/2023		11:32	1-2	.500	1-2	.500	0-0	.000	1	2	3	3.7	1	1	1	1	0	3	3.3			
vs Colorado	11/20/2023		11:02	0-1	.000	0-0	.000	0-0	.000	2	0	2	3.3	1	0	0	1	0	0	2.5			
vs UNLV	11/21/2023		11:44	4-4	1.000	2-2	1.000	2-2	1.000	1	2	3	3.2	1	1	2	0	0	12	4.4			
Queens (NC)	11/25/2023		15:38	3-4	.750	0-0	.000	0-0	.000	1	2	3	3.2	3	0	1	1	0	6	4.7			
at Wichita St.	11/29/2023		17:01	2-3	.667	1-2	.500	0-0	.000	0	0	0	2.7	0	1	1	1	0	5	4.7			
William & Mary	12/02/2023		11:41	0-2	.000	0-1	.000	1-2	.500	0	0	0	2.4	1	3	1	0	0	1	4.3			
at UNI	12/06/2023		09:40	0-1	.000	0-0	.000	0-0	.000	1	0	1	2.2	0	2	1	0	0	0	3.8			
vs Florida	12/09/2023		07:42	0-1	.000	0-0	.000	0-0	.000	1	2	3	2.3	2	1	1	0	0	0	3.4			
Charlotte	12/16/2023		08:35	0-0	.000	0-0	.000	0-0	.000	0	1	1	2.2	0	0	1	0	1	0	3.1			
Buffalo	12/21/2023		11:55	2-5	.400	0-3	.000	0-0	.000	0	3	3	2.3	2	0	1	1	0	4	3.2			
Lafayette	12/30/2023		09:42	0-3	.000	0-1	.000	0-0	.000	4	0	4	2.4	2	2	1	0	0	0	2.9			
St. Bonaventure	01/06/2024		12:04	2-4	.500	0-1	.000	0-0	.000	2	2	4	2.5	0	2	0	1	0	4	3.0			
at Loyola Chicago	01/09/2024		09:33	1-2	.500	0-1	.000	0-0	.000	1	3	4	2.6	2	3	0	1	0	2	2.9			
George Mason	01/13/2024		08:49	0-0	.000	0-0	.000	0-0	.000	1	0	1	2.5	1	1	0	0	0	0	2.8			
at Duquesne	01/16/2024		16:18	1-2	.500	0-0	.000	0-0	.000	1	3	4	2.6	2	1	0	2	0	2	2.7			
at Davidson	01/20/2024		10:38	1-2	.500	0-0	.000	0-0	.000	0	4	4	2.7	2	0	0	0	0	2	2.7			
Totals		0	213:33	20-41	.488	5-14	.357	3-5	.600	17	31	48	2.7	22	23	15	9	2	48	2.7			





#24 ISAAH BIGELOW
F | GR | 6'7" | 205
GREENSBORO, NC
BEN L. SMITH
WOFFORD

GRADUATE STUDENT (2023-24)

- 13 rebounds (five more than any other player) as he secured his sixth career double-double at Davidson on Jan. 20
- Recorded a game-high 13 rebounds vs St. Bonaventure ... Became first Spider with three straight triple-doubles since Jan. 2017 (T.J. Cline)
- Led UR with 14 points and 10 rebounds vs Lafayette on Dec. 30 ... Collected his second straight double-double and fourth of his career
- Led all players with 12 rebounds (5 more than any other Spider) vs Buffalo on Dec. 21 ... Added 15 points for his third career double-double and first of the season
- Scored all 17 of his points in 1st half at UNI on Dec. 6 ... Went on a personal 10-0 run midway through half to give UR lead
- Made first 7 shots from field vs UNLV (finished 7-8 with 16 points)
- Limited to 14:42 of playing time vs #18 Colorado due to foul trouble
- Limited to 14:39 of playing time at BC due to foul trouble
- Led Richmond with 17 points (5-6 shooting) vs Siena on Nov. 11

GRADUATE STUDENT (2022-23)

- Appeared in 32 games with four starts, averaging 7.9 points and 5.7 rebounds per game
- Richmond's second-leading rebounder (ranked 18th in Atlantic 10) and fifth-leading scorer
- Free throw percentage of 85.3 ranked fifth in Atlantic 10 and was eighth highest in a season in Spiders history (minimum 50 attempts)
- Ranked second in A-10 (via KenPom) in defensive rebound percentage (25.5)
- Ranked ninth in A-10 with 4.6 defensive rebounds per game
- Fourth-lowest turnover percentage (via KenPom) in Atlantic 10 (11.4)
- Led Richmond with 204 total points off the bench (fourth most in Atlantic 10)
- Signed with the Spiders on April 15, 2022

SENIOR (2021-22 • WOFFORD)

- Averaged 8.3 points, 5.5 rebounds (second on team), and 1.4 assists per game while making 31 appearances with 16 starts
- Ranked fourth in total rebounding percentage (15.8) and second in defensive rebounding percentage (25.3) in Southern Conference (minimum 500 minutes)

JUNIOR (2020-21 • WOFFORD)

- Sat out the season after tearing the ACL in his knee

SOPHOMORE (2019-20 • WOFFORD)

- Averaged 5.4 points and 3.0 rebounds per game while appearing in all 35 games
- 38.8 three-point FG pct was third-highest on team (38-98)
- Scored a career-high 28 points vs North Greenville, shooting 7-8 from three-point range

FRESHMAN (2018-19 • WOFFORD)

- Redshirted

PERSONAL

- Son of Carla and Ricky
- Born on January 5, 2000

CAREER HIGHS

Statistic	Value	
Points	28	vs North Greenville 12/13/19
Rebounds	14	vs The Citadel 01/19/22
Assists	5	at Western Caro. 01/15/22
Steals	3	4 times
Blocks	3	at Mercer 02/29/20
FG Made	9	vs North Greenville 12/13/19
FG Attempts	19	vs Syracuse 11/21/22
3FG Made	7	vs North Greenville 12/13/19
3FG Attempts	10	at South Carolina 11/23/21, vs VMI 12/29/21, vs Wichita St. 11/17/22
FT Made	9	at St. Bonaventure 01/14/23
FT Attempts	10	at St. Bonaventure 01/14/23

CAREER STATS

				Field Goals		3-Point		F-Throws		Rebounds								Scoring		
SEASON	TEAM	GP-GS	MIN/AVG	FG-FGA	FG%	3FG-3FGA	3FG%	FT-FTA	FT%	OFF	DEF	TOT	AVG	PF-FO	A	TO	BLK	STL	PTS	AVG
2019-20	WOF	35-0	523/14.9	59-139	.424	38-98	.388	34-41	.829	15	90	105	3.0	58-0	14	23	15	10	190	5.4
2021-22	WOF	31-16	734/23.7	83-216	.384	40-135	.296	51-60	.850	36	134	170	5.5	70-0	42	33	6	13	257	8.3
2022-23	UR	32-4	690/21.6	79-211	.374	30-113	.265	64-75	.853	33	148	181	5.7	70-0	27	28	7	24	252	7.9
2023-24	UR	18-18	442/24.6	70-156	.449	24-62	.387	38-46	.826	19	96	115	6.4	39-1	13	14	6	16	202	11.2
TOTAL FOR UR		50-22	1132/22.6	149-367	.406	54-175	.309	102-121	.843	52	244	296	5.9	109-1	40	42	13	40	454	9.1
TOTAL		116-38	2389/20.6	291-722	.403	132-408	.324	187-222	.842	103	468	571	4.9	237-1	96	98	34	63	901	7.8

GAMELOGS

Opponent	Date	GS	MIN	Total		3-Pointers		Free throws		Rebounds				PF	A	TO	BLK	STL	PTS	AVG
				FG-FA	PCT	3FG-3FA	PCT	FT-FTA	PCT	OFF	DEF	TOT	AVG							
VMI	11/06/2023	*	15:33	2-6	.333	1-3	.333	2-2	1.000	1	2	3	3.0	0	1	0	0	7	7.0	
Siena	11/11/2023	*	18:09	5-6	.833	1-1	1.000	6-7	.857	0	1	1	2.0	1	0	0	0	17	12.0	
at Boston College	11/15/2023	*	14:39	1-3	.333	0-1	.000	0-0	.000	0	2	2	2.0	5	0	0	0	2	8.7	
vs Colorado	11/20/2023	*	14:42	3-5	.600	2-3	.667	0-2	.000	1	3	4	2.5	4	1	1	0	1	8	8.5
vs UNLV	11/21/2023	*	30:09	7-8	.875	2-3	.667	0-0	.000	0	7	7	3.4	0	0	2	0	1	16	10.0
Queens (NC)	11/25/2023	*	21:26	5-9	.556	1-4	.250	0-0	.000	1	8	9	4.3	2	1	2	0	1	11	10.2
at Wichita St.	11/29/2023	*	28:40	5-14	.357	1-5	.200	0-0	.000	0	4	4	4.3	4	1	1	0	0	11	10.3
William & Mary	12/02/2023	*	16:16	3-6	.500	1-3	.333	1-1	1.000	1	0	1	3.9	3	0	1	0	2	8	10.0
at UNI	12/06/2023	*	27:04	5-9	.556	3-5	.600	4-5	.800	1	5	6	4.1	3	0	2	0	1	17	10.8
vs Florida	12/09/2023	*	30:41	6-16	.375	3-6	.500	2-2	1.000	0	7	7	4.4	3	2	0	0	0	17	11.4
Charlotte	12/16/2023	*	23:54	5-14	.357	0-2	.000	2-3	.667	3	6	9	4.8	0	0	0	1	1	12	11.5
Buffalo	12/21/2023	*	26:41	4-10	.400	2-5	.400	5-6	.833	1	11	12	5.4	2	2	1	0	1	15	11.8
Lafayette	12/30/2023	*	27:49	6-13	.462	2-6	.333	0-0	.000	1	9	10	5.8	0	1	0	1	2	14	11.9
St. Bonaventure	01/06/2024	*	32:13	4-9	.444	1-2	.500	4-4	1.000	4	9	13	6.3	3	2	0	0	3	13	12.0
at Loyola Chicago	01/09/2024	*	29:57	2-6	.333	2-4	.500	0-1	.000	0	5	5	6.2	4	0	1	0	1	6	11.6
George Mason	01/13/2024	*	30:50	3-7	.429	1-3	.333	5-5	1.000	1	7	8	6.3	2	1	0	1	0	12	11.6
at Duquesne	01/16/2024	*	22:32	1-6	.167	0-2	.000	4-5	.800	0	1	1	6.0	2	1	1	1	1	6	11.3
at Davidson	01/20/2024	*	30:41	3-9	.333	1-4	.250	3-3	1.000	4	9	13	6.4	1	0	2	2	1	10	11.2
Totals		18	441:57	70-156	.449	24-62	.387	38-46	.826	19	96	115	6.4	39	13	14	6	16	202	11.2





#25 QUENTIN SOUTHALL
G | SR | 6'3" | 195
ALEXANDRIA, VA
GEORGETOWN PREP (MD)

JUNIOR (2022-23)

- Appeared in two games
- Recorded his first career points on a steal and breakaway dunk in final minute vs UMass in A-10 Tournament

SOPHOMORE (2021-22)

- Appeared in one game, playing final minute vs Bucknell ... Did not record any statistics

FRESHMAN (2020-21)

- Appeared in one game, playing final 1:38 vs St. Mary's (MD) ... Did not record any statistics

HIGH SCHOOL

- Attended Georgetown Prep in North Bethesda, Md.
- Team captain as a senior ... Averaged 8 points per game
- Honor Society member graduated with a 3.9 GPA

PERSONAL

- Son of Cornelius and Patricia
- Father Cornelius played defensive back for Notre Dame, winning a national championship in 1988 ... He served 27 years in the U.S. Secret Service and provided protection for every President from Richard Nixon to Donald Trump
- Born on November 9, 2001

CAREER HIGHS

Statistic	Value	
Points	2	vs Massachusetts 03/07/23
Rebounds	2	vs Queens (NC) 11/25/23
Assists	1	vs Queens (NC) 11/25/23
Steals	1	vs Massachusetts 03/07/23
Blocks	1	vs Queens (NC) 11/25/23
FG Made	1	vs Massachusetts 03/07/23
FG Attempts	1	5 times
3FG Attempts	1	vs VMI 11/06/23

CAREER STATS

SEASON	TEAM	GP-GS	MIN	AVG	FG-FGA	FG%	3FG-3FGA	3FG%	FT-FTA	FT%	OFF	DEF	TOT	AVG	PF	FO	A	TO	BLK	STL	PTS	AVG
2020-21	UR	1-0	2	1.6	0-0	.000	0-0	.000	0-0	.000	0	0	0	0.0	0-0	0	0	0	0	0	0	0.0
2021-22	UR	1-0	1	0.9	0-0	.000	0-0	.000	0-0	.000	0	0	0	0.0	0-0	0	0	0	0	0	0	0.0
2022-23	UR	2-0	2	1.1	1-2	.500	0-0	.000	0-0	.000	0	0	0	0.0	1-0	0	0	0	0	1	2	1.0
2023-24	UR	3-0	6	2.1	0-3	.000	0-1	.000	0-0	.000	1	2	3	1.0	0-0	1	1	1	1	0	0	0.0
TOTAL		7-0	11	1.6	1-5	.200	0-1	.000	0-0	.000	1	2	3	0.4	1-0	1	1	1	1	1	2	0.3

GAMELOGS

Opponent	Date	GS	MIN	Total		3-Pointers		Free throws		Rebounds				PF	A	TO	BLK	STL	PTS	AVG
				FG-FGA	PCT	3FG-3FGA	PCT	FT-FTA	PCT	OFF	DEF	TOT	AVG							
VMI	11/06/2023		02:34	0-1	.000	0-1	.000	0-0	.000	0	0	0	0.0	0	0	0	0	0	0	0.0
Siena	11/11/2023		02:00	0-1	.000	0-0	.000	0-0	.000	0	1	1	0.5	0	0	1	0	0	0	0.0
Queens (NC)	11/25/2023		01:40	0-1	.000	0-0	.000	0-0	.000	1	1	2	1.0	0	1	0	1	0	0	0.0
Totals		0	06:14	0-3	.000	0-1	.000	0-0	.000	1	2	3	1.0	0	1	1	1	0	0	0.0





#32 NEAL QUINN

C | SR | 7'0" | 260
ALLEDALE, NJ
RAMAPO
LAFAYETTE

FIFTH YEAR (2023-24)

- 12 points, 6 rebounds in 2nd half at Duquesne on Jan. 16 to lead UR comeback
- Limited to 13 minutes vs Lafayette on Dec. 30 due to an illness
- Led all players with 23 points vs Buffalo, his most in two seasons at Richmond
- Scored 21 points on 10-13 shooting from the field vs Queens ... 1st Spiders with a FG pct that high on 13 or more shots since Jan. 26, 2021 (Tyler Burton, 10-13 at SJU)
- Reached 20-point mark for second time in three games with 20 points vs UNLV ... Matched a career-high with 4 blocks
- Led UR in points (21), rebounds (6), assists (5), and blocks (4) at Boston College on Nov. 15 ... 2nd player to post those totals in road game vs a power-conference opponent in last 7 seasons (Duke's Jalen Johnson at Pittsburgh on Jan. 19, 2021) ... 4 blocks were a career best
- Competed with the Irish National Team in the FIBA EuroBasket 2025 Pre-Qualifiers ... Averaged 8.0 points, 4.8 rebounds, and 3.8 assists per game as Ireland went 2-2

SENIOR (2022-23)

- 1 of 3 Spiders to start all 33 games along with Tyler Burton and Andre Gustavson
- Averaged 9.5 points (second on team), 4.5 rebounds (third on team), and 2.9 assists (first on team, 14th in A-10) per game
- Led team with 0.7 blocks per game, second on team with 1.9 assist-to-turnover ratio (10th in A-10)
- 54.2 field goal percentage ranked ninth in A-10 among qualifiers, led team among those with at least 20 field goal attempts
- Fourth in Atlantic 10 in assist rate (30.6 percent), per KenPom
- Scored 1,000th career point on a free throw in second half at Saint Joseph's on March 1
- Signed with the Spiders on April 14, 2022 ... Was also recruited by Pitt, Penn State, Virginia Tech, and Loyola Chicago after entering transfer portal

JUNIOR (2021-22)

- Second Team All-Patriot League selection
- Led Lafayette in points (14.7 PPG), rebounds (7.4 RPG), assists (4.0 APG, second in Patriot League), and field goal pct (54.5, led Patriot League)
- 1 of three Division I players to average 14 points, seven rebounds and four assists per game (Lipscomb's Ahsan Asadullah, South Dakota State's Baylor Scheierman)
- 1 of four Lafayette players to appear in all 30 games ... Made 29 starts
- 1.37 blocked shots per game ranked second in Patriot League

SOPHOMORE (2020-21)

- Appeared in all 15 games (13 starts) during Lafayette's COVID-shortened season
- Averaged 10.6 points (third on team), 5.5 rebounds (led team), and 3.8 assists (led team) per game ... 55.3 FG pct led team (minimum 20 FG attempts)
- 2.94 Ast-TO ratio led Patriot League and ranked 14th in Division I

FRESHMAN (2019-20)

- Appeared in 30 games with 21 starts (fourth on team) ... Averaged 4.5 points and 2.7 rebounds per game ... Led team in FG pct (57.6)

HIGH SCHOOL

- Finished his career at Ramapo High, where he averaged 22 points, 13 rebounds, and six assists per game in 2018-19
- 2019 Third Team All-Group 3 selection ... Led Ramapo to its first sectional title in 14 years

PERSONAL

- Son of father William, mother Laura, and stepmother Yau Cheng ... Father William played golf at St. John's University
- Has two older brothers, Brandon and Ryan ... Born on May 31, 2001

CAREER HIGHS

Statistic	Value	
Points	24	at Bucknell 02/19/22
Rebounds	13	vs Cornell 11/12/21, vs Colgate 01/31/22, at American 01/24/22
Assists	10	vs NJIT 12/05/21
Steals	3	vs Army West Point 01/16/22, at Boston U. 02/23/22, vs Bucknell 03/01/22
Blocks	4	at Boston College 11/15/23, vs UNLV 11/21/23
FG Made	10	at Bucknell 02/19/22, vs Queens (NC) 11/25/23
FG Attempts	17	vs Princeton 12/11/21, vs Colgate 01/31/22
3FG Made	1	7 times
3FG Attempts	2	at Massachusetts 01/25/23, at Saint Joseph's 03/01/23, at UNI 12/06/23
FT Made	8	vs American 02/02/22
FT Attempts	13	vs Duquesne 01/07/23

CAREER STATS

				Field Goals		3-Point		F-Throws		Rebounds								Scoring		
SEASON	TEAM	GP-GS	MIN/AVG	FG-FGA	FG%	3FG-3FGA	3FG%	FT-FTA	FT%	OFF	DEF	TOT	AVG	PF-FO	A	TO	BLK	STL	PTS	AVG
2019-20	Laf	30-21	311/10.4	57-99	.576	0-2	.000	21-32	.656	26	55	81	2.7	35-1	24	19	15	4	135	4.5
2020-21	Laf	14-13	311/22.2	63-114	.553	0-0	.000	22-33	.667	27	50	77	5.5	30-0	53	18	14	2	148	10.6
2021-22	Laf	30-29	891/29.7	174-319	.545	2-5	.400	90-127	.709	74	147	221	7.4	56-0	119	67	41	28	440	14.7
2022-23	UR	33-33	746/22.6	128-236	.542	2-11	.182	56-87	.644	49	100	149	4.5	69-0	95	51	22	11	314	9.5
2023-24	UR	18-18	477/26.5	102-183	.557	3-10	.300	29-45	.644	15	88	103	5.7	34-0	66	28	24	10	236	13.1
TOTAL FOR UR		51-51	1223/24.0	230-419	.549	5-21	.238	85-132	.644	64	188	252	4.9	103-0	161	79	46	21	550	10.8
TOTAL		125-114	2736/21.9	524-951	.551	7-28	.250	218-324	.673	191	440	631	5.0	224-1	357	183	116	55	1273	10.2

GAMELOGS

Opponent	Date	GS	MIN	Total		3-Pointers		Free throws		Rebounds				PF	A	TO	BLK	STL	PTS	AVG	
				FG-FGA	PCT	3FG-3FGA	PCT	FT-FTA	PCT	OFF	DEF	TOT	AVG								
VMI	11/06/2023	*	21:08	1-1	1.000	0-0	.000	4-4	1.000	1	9	10	10.0	0	7	1	1	0	6	6.0	
Siena	11/11/2023	*	19:49	4-8	.500	0-0	.000	1-2	.500	0	4	4	7.0	2	4	1	1	1	9	7.5	
at Boston College	11/15/2023	*	28:24	9-15	.600	0-1	.000	3-6	.500	1	5	6	6.7	3	5	2	4	2	21	12.0	
vs Colorado	11/20/2023	*	28:26	4-6	.667	0-0	.000	0-0	.000	2	3	5	6.3	3	1	4	1	1	8	11.0	
vs UNLV	11/21/2023	*	28:16	9-16	.563	0-1	.000	2-2	1.000	1	6	7	6.4	2	5	0	4	0	20	12.8	
Queens (NC)	11/25/2023	*	22:42	10-13	.769	1-1	1.000	0-0	.000	0	5	5	6.2	0	3	1	1	0	21	14.2	
at Wichita St.	11/29/2023	*	22:59	9-13	.692	0-1	.000	0-0	.000	0	3	3	5.7	3	3	0	1	0	18	14.7	
William & Mary	12/02/2023	*	26:07	4-7	.571	0-0	.000	2-2	1.000	2	6	8	6.0	0	5	1	0	1	10	14.1	
at UNI	12/06/2023	*	30:15	4-11	.364	0-2	.000	3-4	.750	1	7	8	6.2	4	1	4	1	0	11	13.8	
vs Florida	12/09/2023	*	31:22	7-13	.538	1-1	1.000	2-4	.500	0	5	5	6.1	3	6	3	0	0	17	14.1	
Charlotte	12/16/2023	*	30:57	4-9	.444	1-1	1.000	2-5	.400	2	5	7	6.2	0	3	0	2	1	11	13.8	
Buffalo	12/21/2023	*	27:13	9-14	.643	0-0	.000	5-8	.625	2	5	7	6.3	2	4	0	0	0	23	14.6	
Lafayette	12/30/2023	*	12:48	2-6	.333	0-0	.000	0-0	.000	1	3	4	6.1	0	2	2	0	0	4	13.8	
St. Bonaventure	01/06/2024	*	27:56	5-8	.625	0-1	.000	0-0	.000	0	1	1	5.7	3	4	1	3	1	10	13.5	
at Loyola Chicago	01/09/2024	*	30:22	6-15	.400	0-1	.000	1-3	.333	1	6	7	5.8	2	4	4	1	2	13	13.5	
George Mason	01/13/2024	*	31:01	3-10	.300	0-0	.000	4-4	1.000	0	3	3	5.6	3	4	1	1	0	10	13.3	
at Duquesne	01/16/2024	*	23:36	8-10	.800	0-0	.000	0-0	.000	1	7	8	5.8	3	2	2	2	1	16	13.4	
at Davidson	01/20/2024	*	33:58	4-8	.500	0-0	.000	0-1	.000	0	5	5	5.7	1	3	1	1	0	8	13.1	
Totals			18	477:20	102-183	.557	3-10	.300	29-45	.644	15	88	103	5.7	34	66	28	24	10	236	13.1



#35 AIDAN NOYES
F | R-SO | 6'7" | 195
CINCINNATI, OH
ARCHBISHOP MOELLER

CAREER HIGHS

Statistic	Value
Points	9 at Saint Joseph's 03/01/23
Rebounds	8 vs William & Mary 12/02/23
Assists	1 vs William & Mary 12/02/23
Steals	1 7 times
Blocks	3 vs UNLV 11/21/23
FG Made	3 4 times
FG Attempts	9 vs William & Mary 12/02/23
3FG Made	2 vs FDU 12/13/22, vs VMI 11/06/23, at UNI 12/06/23
3FG Attempts	6 vs William & Mary 12/02/23
FT Made	2 at Saint Joseph's 03/01/23
FT Attempts	2 at Saint Joseph's 03/01/23

CAREER STATS

				Field Goals		3-Point		F-Throws		Rebounds								Scoring		
SEASON	TEAM	GP-GS	MIN/AVG	FG-FGA	FG%	3FG-3FGA	3FG%	FT-FTA	FT%	OFF	DEF	TOT	AVG	PF-FO	A	TO	BLK	STL	PTS	AVG
2022-23	UR	12-0	52/4.3	9-15	.600	4-7	.571	2-2	1.000	2	5	7	0.6	1-0	0	0	0	2	24	2.0
2023-24	UR	13-7	149/11.5	16-37	.432	8-24	.333	1-1	1.000	4	32	36	2.8	10-0	1	2	3	5	41	3.2
TOTAL		25-7	201/8.0	25-52	.481	12-31	.387	3-3	1.000	6	37	43	1.7	11-0	1	2	3	7	65	2.6

GAMELOGS

Opponent	Date	GS	MIN	Total		3-Pointers		Free throws		Rebounds				PF				PTS		AVG
				FG-FGA	PCT	3FG-3FGA	PCT	FT-FTA	PCT	OFF	DEF	TOT	AVG	PF	A	TO	BLK	STL	PTS	
VMI	11/06/2023	*	14:52	2-4	.500	2-4	.500	0-0	.000	0	4	4	4.0	0	0	0	0	1	6	6.0
Siena	11/11/2023	*	15:08	2-4	.500	0-1	.000	1-1	1.000	0	4	4	4.0	0	0	0	0	1	5	5.5
at Boston College	11/15/2023	*	17:37	3-4	.750	1-2	.500	0-0	.000	1	3	4	4.0	1	0	0	0	0	7	6.0
vs Colorado	11/20/2023	*	10:22	0-1	.000	0-1	.000	0-0	.000	0	0	0	3.0	1	0	0	0	0	0	4.5
vs UNLV	11/21/2023	*	14:04	1-2	.500	1-2	.500	0-0	.000	0	2	2	2.8	0	0	0	3	0	3	4.2
Queens (NC)	11/25/2023	*	19:08	2-6	.333	1-4	.250	0-0	.000	0	6	6	3.3	0	0	1	0	1	5	4.3
at Wichita St.	11/29/2023	*	05:22	0-2	.000	0-2	.000	0-0	.000	0	0	0	2.9	1	0	0	0	0	0	3.7
William & Mary	12/02/2023		15:58	3-9	.333	1-6	.167	0-0	.000	1	7	8	3.5	2	1	0	0	1	7	4.1
at UNI	12/06/2023		19:23	3-3	1.000	2-2	1.000	0-0	.000	1	3	4	3.6	1	0	0	0	1	8	4.6
vs Florida	12/09/2023		04:49	0-1	.000	0-0	.000	0-0	.000	1	0	1	3.3	2	0	0	0	0	0	4.1
Charlotte	12/16/2023		04:55	0-0	.000	0-0	.000	0-0	.000	0	0	0	3.0	1	0	0	0	0	0	3.7
Buffalo	12/21/2023		03:56	0-1	.000	0-0	.000	0-0	.000	0	2	2	2.9	0	0	1	0	0	0	3.4
Lafayette	12/30/2023		03:33	0-0	.000	0-0	.000	0-0	.000	0	1	1	2.8	1	0	0	0	0	0	3.2
Totals		7	149:07	16-37	.432	8-24	.333	1-1	1.000	4	32	36	2.8	10	1	2	3	5	41	3.2

REDSHIRT SOPHOMORE (2023-24)

- Missed 5 games between Jan. 6-20 (left ankle)
- Left game late in 1st half vs Lafayette on Dec. 30 after turning left ankle
- Scored all 8 points in 1st half at UNI on Dec. 6 to help give UR halftime lead
- Career-high 8 rebounds vs William & Mary were tied for most on UR ... Added his first career assist
- Recorded first 3 career blocks vs UNLV
- Made first career start vs VMI on Nov. 6 (6 Pts, 4 Reb)

REDSHIRT FRESHMAN (2022-23)

- Appeared in 12 games, averaging 2.0 points and 0.6 rebounds per game
- Shot 9-15 (.600) from the field, 4-7 (.571) from three-point range, and 2-2 from the foul line
- Scored career-high 9 points in 22 minutes at Saint Joseph's on March 1
- Soaring one-handed putback dunk at Saint Joseph's on March 1 was play No. 9 on that evening's SportsCenter Top 10

REDSHIRT (2021-22)

- Led Richmond's scout team while redshirting

HIGH SCHOOL

- Attended Archbishop Moeller, the same high school as current Richmond football coach Russ Huesman as well as Baseball Hall of Famers Ken Griffey Jr. and Barry Larkin
- Second Team Greater Catholic League South selection in 2021
- Averaged 12 points and 4.5 rebounds as a senior while shooting 47 percent from three-point range and 55 percent from the field
- Led team to 20-5 record and appearance in Division I state quarterfinals in 2021
- Key reserve as junior in 2020, when Moeller finished 26-1 and reached state quarterfinals before season was canceled due to COVID-19
- Received more than 15 Division I scholarship offers, including UR's A-10 rival VCU
- Committed to Richmond in October 2020
- No. 5 recruit in Ohio, No. 186 recruit nationally in Class of 2021 by 247Sports.com

PERSONAL

- Son of Katheryn and Brian
- Has a younger brother Talan
- Born on June 3, 2002



BOX SCORES

	Official Basketball Box Score - Final										Game Time: 7:00 PM	
	VMI at Richmond										Game Duration: 1:50	
	11/06/23 Robins Center, Richmond										Attendance: 5,176	
	2023-24 Men's Basketball											

VMI - 75		Record: 0-1													
NO.	Name	Min	FG M-A	3P M-A	FT M-A	Rebounds OR DR TOT	Fouls PF FF	TP	AS	TO	ST	Blocks BS BA	+/-		
42	DJ Nussbaum	C 23:10	4-6	0-0	2-2	0 2 2	2 1	10	2	1	0	0	-5		
1	Brennan Watkins	G 25:16	8-14	5-10	3-3	0 0 0	2 2	24	1	0	0	0	-6		
2	Taeshaud Jackson	G 21:54	1-6	0-2	0-0	2 9 11	1 1	2	1	1	0	1	-4		
4	Koree Cotton	G 19:46	2-5	1-2	2-3	0 3 3	3 1	7	2	6	1	0	9		
11	Devin Butler	G 18:38	1-2	1-2	0-0	2 2 4	0 0	3	1	0	1	0	-3		
0	Tyrann Cook	18:59	4-13	0-0	2-3	2 2 4	1 4	10	1	1	0	0	-27		
10	Stephen Olowoniyi	16:50	5-8	0-0	2-2	4 1 5	1 0	10	0	2	1	0	-13		
12	Corey Chesley	21:06	1-4	0-0	0-2	1 2 3	4 1	2	0	1	0	0	-13		
23	Maurice Wright, Jr.	15:59	2-6	1-3	0-1	0 4 4	2 2	5	3	1	0	0	-12		
32	Robert Peters	18:22	1-1	0-0	0-0	0 2 2	4 0	2	0	1	0	0	-16		
Team						0 0 0			0	0					
Totals			29-65	8-19	9-14	9 28 37	20 12	75	11	14	4	0	-18		
Technical Fouls: NONE															
<div>Shooting By Period</div> <div>1st FG 14/34 41.2% 3PT% 4/11 36.4% FT% 4/5 80.0% 2nd FG 15/31 48.4% 3PT% 4/8 50.0% FT% 5/9 55.6% GM FG% 29/65 44.6% 3PT% 8/19 42.1% FT% 9/14 64.3%</div> <div>Dead Ball Rebounds: 1-0</div>															

Richmond - 93		Record: 1-0											
NO.	Name	Min	FG M-A	3P M-A	FT M-A	Rebounds OR DR TOT	Fouls PF FF	TP P	AS	TO	ST	Blocks BS BA	+/-
24	Isaiah Bigelow	F 15:33	2-6	1-3	2-2	1 2 3	0 1	7	1	0	0	0	3
35	Aidan Noyes	F 14:52	2-4	2-4	0-0	0 4 4	0 0	6	0	0	1	0	16
32	Neal Quinn	C 21:08	1-1	0-0	4-4	1 9 10	0 2	6	7	1	0	1	19
2	Jordan King	G 24:24	11-18	6-12	6-6	2 3 5	1 4	34	1	1	1	0	30
3	Delonnie Hunt	G 30:08	5-11	1-5	4-7	1 1 2	0 4	15	4	0	2	0	27
4	DJ Bailey	18:56	2-4	0-0	3-5	3 2 5	1 3	7	1	0	3	0	20
11	Jason Roche	15:35	2-5	2-5	3-4	1 0 1	1 3	9	0	0	0	0	15
12	Mikkel Tyne	12:15	2-5	1-3	0-0	0 1 1	1 0	5	1	1	0	0	-2
21	Mike Walz	11:47	0-1	0-0	0-0	0 3 3	1 1	0	1	2	1	0	7
16	Ryan Soules	07:05	0-1	0-0	0-2	0 2 2	1 1	0	0	1	0	2	-8
1	Trevor Smith	06:55	0-2	0-2	0-0	0 2 2	3 0	0	0	1	2	0	-11
9	Tyler Harris	05:56	1-1	0-0	2-2	0 1 1	1 1	4	0	0	0	0	-8
5	Collin Tanner	06:34	0-2	0-1	0-0	1 1 2	1 0	0	0	0	0	0	-8
13	Jack Graham	03:44	0-1	0-1	0-0	0 0 0	0 0	0	0	0	0	0	-6
10	Liam Weaver	02:34	0-0	0-0	0-0	0 0 0	1 0	0	0	0	0	0	-2
25	Quentin Southall	02:34	0-1	0-1	0-0	0 0 0	0 0	0	0	0	0	0	-2
Team						0 0 0			0	0			
Totals		28:63	13-37	24-32	10 31 41	12 20	93	16	7	11	3	0	18
Shooting By Period													
1st FG%		17.35		48.6%									
3PT%		8.20		40.0%									
FT%		13.19		68.4%									
2nd FG%		11.28		39.3%									
3PT%		5.17		29.4%									
FT%		11.13		84.8%									
GM FG%		28.63		44.4%									
3PT%		13.37		35.1%									
FT%		24.32		75.0%									
Dead Ball Rebounds: 5.0													
Technical Fouls: NONE													

VMI		Rich		Points from		VMI		Rich		Period by Period Scoring	
Biggest lead		5 (1 st 19:10)		31 (2 nd 11:45)		Turnovers		12 17		1st 2nd TOT	
Best Scoring Run		10 (2 nd 2:02)		9 (1 st 7:42)		Paint		36 26		VMI 36 39 75	
Lead Changes		1		9 11		Second Chance		16 12		Rich 55 38 93	
Times Tied		1		16 12		Fast Breaks		29 25			
Time with Lead		01:39		37:49		Bench					

	Official Basketball Box Score - Final														Game Time: 8:00 PM Game Duration: 1:48 Attendance: 4,543	
	Siena at Richmond															
	11/11/23 Robins Center, Richmond															
	2023-24 Men's Basketball															
	Officials: Tony Henderson, Tommy Morrissey, Doug Simons															


Siena - 48		Record: 1-1												
NO.	Name	Min	FG M-A	3P M-A	FT M-A	Rebounds OR DR TOT	Fouls PF FF	TP	AS	TO	ST	Blocks BS BA	+/-	
5	Giovanni Emejuru	F 28:28	6-10	0-0	1-1	3 1 4	2 1	13	0	1	0	1	0	-25
11	Michael Ojo	F 22:40	1-5	1-4	2-4	3 0 3	3 4	5	0	1	2	1	0	-19
20	Killian Gribben	F 20:22	5-9	0-2	0-0	1 4 5	3 0	10	0	2	0	0	1	0
0	Zek Tekin	G 27:53	3-8	1-4	1-2	0 3 3	2 4	8	5	5	0	1	0	-23
2	Braylen Smith	G 27:31	3-9	1-5	0-1	1 4 5	2 1	7	2	2	0	1	1	-19
22	Michael Evbagharu	08:18	0-1	0-0	0-0	1 0 1	1 0	0	1	2	0	0	0	-13
34	Max Frazier	24:36	0-2	0-0	0-3	0 5 5	0 2	0	0	1	2	3	0	-13
15	Mason Courtney	15:27	2-3	1-1	0-0	0 1 1	0 0	5	0	3	0	0	0	-27
12	Sveinn Birgisson	05:56	0-0	0-0	0-0	0 0 0	0 0	1	0	0	1	0	0	-18
21	Brendan Coyle	14:53	0-3	0-3	0-0	0 0 0	4 1	0	1	2	0	0	0	-21
13	Kyle Winters	03:56	0-0	0-0	0-0	0 0 0	0 0	0	0	1	0	0	0	1
Team						1 3 4		0	1					
Totals		20:50	4-20	4-11	10 21 31	18 13	48	9	22	4	8	1	-42	
Technical Fouls: NONE														
<div>Shooting By Period</div> <div>1st FG% 9:25 36.0% 3PT% 1-11 9.1% FT% 3-5 60% 2nd FG% 11:25 44.0% 3PT% 3-9 33.3% FT% 1-6 16.7% GM FG% 20:50 40.0% 3PT% 4-20 20.0% FT% 4-11 36.4%</div> <div>Dead Ball Rebounds: 4-0</div>														

Richmond - 90			Record: 2-0															
NO.	Name	Min	FG		3P	FT		Rebounds		Fouls		TP	AS	TO	ST	Blocks		+/-
			M-A	M-A	M-A	OR	DR	OT	PF	FF	BS					BA		
24	Isaiah Bigelow	F 18:09	5-6	1-1	6-7	0	1	1	7	17	0	0	0	0	0	0	13	1 st FG%: 17-30 56.7% 3PT%: 4-7 57.1% FT%: 5-7 71.4%
35	Aidan Noyes	F 15:08	2-4	0-1	1-1	0	4	4	0	1	5	0	0	1	0	1	3	
32	Neal Quinn	C 19:49	4-8	0-0	1-2	0	4	4	2	1	9	4	1	1	1	1	13	
2	Jordan King	G 19:21	4-7	2-3	0-0	1	0	1	2	2	10	4	1	4	0	1	12	2 nd FG%: 18-29 62.1% 3PT%: 6-11 54.5% FT%: 5-8 62.5%
3	Delonnie Hunt	G 29:33	4-8	1-1	2-2	0	2	2	3	1	11	4	1	0	2	0	27	
4	DJ Bailey	17:38	6-7	2-2	0-2	0	3	3	0	1	14	1	0	1	0	1	31	
11	Jason Roche	14:59	3-4	3-4	0-0	0	1	1	1	1	9	0	0	0	0	1	26	GM FG%: 35-59 59.3% 3PT%: 10-18 55.6% FT%: 10-15 66.7%
12	Mikkel Tyne	20:44	1-5	0-3	0-0	0	1	1	0	2	3	1	4	0	1	30		
21	Mike Walz	18:11	3-4	1-1	0-1	1	4	5	1	3	7	4	2	0	0	1	29	
9	Tyler Harris	08:56	2-3	0-1	0-0	1	1	2	1	0	4	1	0	1	0	0	14	Dead Ball Rebounds: 2-0
1	Trevor Smith	07:33	0-0	0-0	0-0	0	1	1	0	1	0	0	0	0	0	0	5	
5	Collin Tanner	03:56	1-1	0-0	0-0	0	0	0	1	0	2	0	0	1	0	0	-1	
13	Jack Graham	02:49	0-1	0-1	0-0	0	0	0	0	0	0	0	0	0	0	0	0	
25	Quentin Southall	02:00	0-1	0-0	0-0	0	1	1	0	0	0	0	1	0	0	0	0	
10	Liam Weaver	01:14	0-0	0-0	0-0	0	0	0	0	0	0	0	0	0	0	0	-2	
Team						3	0	3			0	1						
Totals			35:59	10-18	10-15	6	23	29	13	18	90	21	8	14	1	8	42	
Technical Fouls: NONE																		

Siena		RICH		Points from		Siena		RICH		Period by Period Scoring	
Biggest lead		0 (1 st 20:00)		44 (2 nd 3:56)		Turnovers		4 31		1st 2nd TOT	
Best Scoring Run		5 (1 st 10:15)		12 (1 st 5:22)		Paint		26 50		Siena 22 26 48	
Lead Changes		0		9 5		Second Chance		4 13		RICH 43 47 90	
Times Tied		0		16 12		Fast Breaks		29 25			
Time with Lead		00:00		39:44		Bench					

--

BOX SCORES



Official Basketball Box Score - Final

UNLV at Richmond

11/2/23 Ocean Center, Daytona Beach

Sunshine Slam Presented by Discount Tire

Game Time: 6:30 PM

Game Duration: 1:38

Officials: Trey Styons, Kellen Miner, Jason Garrettson

UNLV - 65

Record: 2-3

NO. Name	Min	FG MA	3P MA	FT MA	Rebounds OR DR TOT	Fouls PF FD	TP	AS	TO	ST	Blocks BS BA	+/-
0 Isaiah Cottrell	F 12:13	0-5	0-2	0-0	0 2 2	2 0	0	0	2	0	0 0	-11
1 Jalen Hill	F 27:46	3-4	0-0	4-4	4 3 7	0 3	10	3	2	0	1 1	-15
2 Justin Webster	G 33:20	3-12	1-9	0-0	0 3 3	1 1	7	1	1	0	0 1	-15
11 Dedan Thomas Jr.	G 26:34	2-8	1-2	0-0	0 0 0	2 0	5	4	1	0	0 2	-10
15 Luis Rodriguez	G 29:41	3-11	0-5	2-4	2 4 6	2 2	8	0	0	1	0 2	-16
10 Kalib Boone	26:00	6-8	0-0	2-2	2 2 4	2 1	14	0	2	1	0 0	-8
5 Rob Whaley Jr.	06:40	1-3	0-0	0-0	0 1 1	0 1	2	0	0	0	0 1	-2
24 Jackie Johnson III	19:55	5-9	5-7	2-2	0 0 0	0 1	17	1	0	1	0 1	-1
13 Brooklyn Hicks	16:04	1-2	0-0	0-0	0 3 3	0 0	2	0	0	2	0 0	-9
22 Karl Jones	01:47	0-0	0-0	0-0	0 0 0	0 0	0	0	0	0	0 0	-2
Team					4 0 4	0 0	0	0				
Totals	24:62	7:25	10:12	12 18 30	9 9	65	9	8	5	2	8 17	

Technical Fouls: NONE


Richmond - 82

Record: 3-2

NO. Name	Min	FG MA	3P MA	FT MA	Rebounds OR DR TOT	Fouls PF FD	TP	AS	TO	ST	Blocks BS BA	+/-
24 Isaiah Bigelow	F 30:09	7-8	2-3	0-0	0 7 7	0 0	16	0	2	1	0 0	25
35 Aidan Noyes	F 14:04	1-2	1-2	0-0	0 2 2	0 0	3	0	0	0	3 0	16
32 Neal Quinn	C 28:16	9-16	0-1	2-2	1 6 7	2 2	20	5	0	0	4 0	12
2 Jordan King	G 32:13	8-14	4-5	1-2	3 3 4	3 2	21	6	2	0	1 0	17
12 Mikkel Tyne	G 26:25	1-4	0-0	0-0	0 2 2	1 1	2	1	2	0	0 1	18
4 Dji Bailey	27:15	1-3	0-0	2-4	0 0 0	1 3	4	7	0	3	0 1	1
21 Mike Walz	11:44	4-4	2-2	2-2	1 2 3	1 1	12	1	2	0	0 0	5
11 Jason Roche	12:58	0-2	0-1	0-1	1 2 0	0 0	0	0	0	0	0 0	-4
9 Tyler Harris	16:56	2-2	0-0	0-0	2 2 2	2 0	4	0	1	0	0 0	-5
Team					0 2 2	0 0	0	0				
Totals	33:55	9:14	7:10	4 27 31	10 9	82	20	9	4	8 2	17	

Technical Fouls: King 2nd 12:49

		UNLV	RICH	Points from		Period by Period Scoring		
		0 (1 st 20:00)	22 (2 nd 6:02)	Turnovers	7	5		
		6 (1 st 9:37)	11 (1 st 14:51)	Paint	28	40	1st	2nd
		0		Second Chance	14	2	23	42
		0		Fast Breaks	4	3	65	
		00:00	39:21	Bench	35	20	RICH	38 44 82



Official Basketball Box Score - Final

Queens (NC) at Richmond

11/25/23 Robins Center, Richmond

2023-24 Men's Basketball

Game Time: 7:00 PM

Game Duration: 1:41

Attendance: 4,953

Queens (NC) - 61

Record: 3-4

NO. Name	Min	FG M-A	3P M-A	FT M-A	Rebounds OR DR TOT	Fouls PF FD	TP	AS	TO	ST	Blocks BS BA	+/-
6 BJ McLaurin	F 14:15	2-9	2-7	0-0	0 3 3	3 0	6	0	0	0	0 0	-18
5 AJ McKee	G 34:14	3-19	1-11	3-6	4 4 8	2 3	10	3	2	2	0 2	-23
10 Bryce Cash	G 26:52	2-5	1-2	0-0	2 2 4	3 2	5	1	5	1	0 0	-12
11 Chris Ashby	G 31:54	4-13	4-13	0-0	0 0 0	1 0	12	0	0	0	0 1	-24
13 Dayton Albury	G 33:37	9-17	2-4	2-2	1 7 8	2 3	22	4	4	1	2 1	-13
0 Kobe George	08:30	0-0	0-0	0-0	0 2 2	0 1	0	1	1	0	0 0	-18
32 Malcolm Wilson	21:24	1-2	0-0	0-2	3 3 6	0 2	0	0	1	0	1 0	-9
22 Jaxon Pollard	17:29	0-3	0-3	0-0	0 5 5	0 0	0	0	1	0	0 0	-19
12 Logan Threatt	10:05	1-2	0-0	0-0	1 1 1	0 0	2	1	0	0	0 0	-8
8 Luke Krawczyk	01:40	1-2	0-0	0-0	1 1 2	0 0	2	0	0	0	0 0	-1
Team					2 2 4	0 0	0	0				
Totals	23:72	10:40	5:10	13 30 43	11 11	61	10	14	4	3	4 29	

Shooting By Period

1st FG% 9-34 26.5%

3PT% 5-20 25.0%

FT% 2-5 40%

2nd FG% 14-38 36.8%

3PT% 5-20 25.0%

FT% 2-5 40%

GM FG% 23-72 31.9%

3PT% 10-40 25.0%

FT% 5-10 50.0%

Dead Ball Rebounds: 2, 0

Richmond - 90

Record: 4-2

NO. Name	Min	FG M-A	3P M-A	FT M-A	Rebounds OR DR TOT	Fouls PF FD	TP	AS	TO	ST	Blocks BS BA	+/-
24 Isaiah Bigelow	F 21:26	5-9	1-4	0-0	1 8 9	2 1	11	1	2	1	0 0	40
35 Aidan Noyes	F 19:08	2-6	1-4	0-0	0 6 6	0 0	5	0	1	1	0 0	24
32 Neal Quinn	C 22:42	10-13	1-1	0-0	0 5 5	0 1	21	3	1	0	1 0	14
2 Jordan King	G 29:30	10-19	3-8	1-1	0 2 2	1 3	24	2	0	2	0 0	29
12 Mikkel Tyne	G 23:41	2-3	0-0	2-2	1 5 6	2 3	6	4	0	1	0 1	14
4 Dji Bailey	25:00	4-8	0-2	0-0	0 5 5	2 0	8	1	1	1	0 1	20
11 Jason Roche	18:06	1-4	1-4	0-0	0 2 2	1 3	3	1	0	0	0 0	-8
21 Mike Walz	15:38	3-4	0-0	0-0	1 2 3	3 1	6	0	1	0	1 0	14
9 Tyler Harris	13:37	1-3	0-0	1-1	1 2 3	0 2	3	1	0	2	1 0	-8
1 Trevor Smith	03:28	0-2	0-1	0-0	0 0 0	0 0	0	0	0	0	0 0	-2
5 Collin Tanner	03:28	0-1	0-0	0-0	0 0 0	0 0	0	0	0	0	0 1	2
10 Liam Weaver	01:40	1-1	1-1	0-0	0 0 0	0 0	3	0	0	0	0 0	1
25 Quentin Southall	01:40	0-1	0-0	0-0	1 1 2	0 0	0	1	0	0	1 0	1
13 Jack Graham	00:56	0-0	0-0	0-0	0 0 0	0 0	0	0	0	0	0 0	0
Team					0 1 1	0 0	0	0				
Totals	39:74	8:25	4:4	5 39 44	11 11	90	14	6	8	4	3 29	

Shooting By Period

1st FG% 20-35 57.1%

3PT% 5-13 38.5%

FT% 3-3 100%

2nd FG% 19-39 48.7%

3PT% 3-12 25.0%

FT% 1-1 100%

GM FG% 39-74 52.7%

3PT% 8-25 32.0%

FT% 4-4 100.0%

Dead Ball Rebounds: 0, 0

Technical Fouls: NONE

QUEENS

RICH

Biggest lead

3 (1st 19:43)

31 (2nd 1:13)

Best Scoring Run

5 (1st 12:46)

10 (1st 6:51)

Lead Changes

3

0

Times Tied

0

0

Time with Lead

02:23

37:20

Points from Turnovers

13

20

Second Chance

8

9

Fast Breaks

11

14

Bench

6

23

Period by Period Scoring

1st

2nd

TOT

QUEENS

26

35

61


RICH

48


42

90

BOX SCORES

															Official Basketball Box Score - Final															Game Time: 4:00 PM				
															Lafayette at Richmond															Game Duration: 1:38				
															12/30/23 Robins Center, Richmond															Attendance: 5,484				
															2023-24 Men's Basketball															Officials: Raymie Stynes, Leslie Jones, Chase Shaw				
Lafayette - 38															Record: 1-12																			
NO. Name		Min	FG M-A	3P M-A	FT M-A	Rebounds OR DR TOT	Fouls PF FD	TP	AS	TO	ST	Blocks BS BA	+/-	Shooting By Period																				
14	Kyle Jenkins	F 20:29	1-7	0-3	0-0	2 1 3	1 2	2	1	1	1	0	-11	1 st FG%	6-25	24.0%																		
15	Justin Vander Baan	C 20:56	2-7	0-2	2-2	0 5 5	2 2	6	1	3	0	3	-17	3PT%	0-12	0.0%																		
0	Ryan Pettit	G 16:10	0-4	0-3	0-0	0 2 2	3 0	0	0	1	1	0	-14	FT%	5-8	62.5%																		
5	Eric Sondberg	G 16:10	1-9	0-5	0-0	0 5 5	0 0	2	1	1	0	1	-16	2 nd FG%	8-31	25.8%																		
10	Mark Butler	G 24:47	2-2	0-0	2-4	1 2 3	2 3	6	1	2	1	0	-20	3PT%	1-8	12.5%																		
3	Devin Hines	C 13:09	1-5	0-3	0-0	0 2 2	1 0	2	0	1	1	0	-12	FT%	4-5	80%																		
13	Mike Bednostin	09:39	2-5	0-0	0-0	1 1 2	0 0	4	1	1	0	0	4	GM FG%	14-56	25.0%																		
4	Luke Rasmussen	18:13	0-2	0-1	2-2	0 1 1	1 2	2	1	0	2	0	-6	FT%	1-20	5.0%																		
23	Joshua Wyche	21:04	0-2	0-0	2-4	2 10 12	0 3	2	0	3	0	1	-8	3PT%	9-13	69.2%																		
22	Chris Rubayo	03:32	1-1	0-0	0-0	0 0 0	0 0	2	0	1	0	0	-2	Dead Ball Rebounds: 1, 0																				
1	Luka Savicevic	10:39	0-2	0-1	0-0	0 0 0	0 0	0	0	0	1	0	-2																					
2	Jon Brantley	04:57	1-3	0-1	0-0	0 0 0	2 0	2	0	0	0	0	2																					
21	Andrew Phillips	10:04	3-7	1-1	1-1	1 1 2	0 1	8	0	1	3	0	3																					
Team						2 0 2		0		0																								
Totals			14-56	1-20	9-13	9 30 39	12 13 38	6	15	10	4	3	-21																					

Richmond - 59										Record: 3-5										
NO.	Name	Min	FG M-A	3P M-A	FT M-A	Rebounds OR DR TOT	Fouls PF FD	TP	AS	TO	ST	Blocks BS BA	+/-	Shooting By Period						
24	Isaiah Bigelow	F 27:49	6-13	2-6	0-0	1	9	10	1	14	1	0	2	1	17	1 st FG%	18-38	47.4%		
32	Noel Quinn	C 12:48	2-6	0-0	0-0	1	3	4	0	2	4	2	0	1	6	3 ^{PT} %	8-18	44.4%		
2	Jordan King	C 31:55	2-9	1-7	0-0	0	7	7	0	4	5	3	0	0	22	FT%	0-0	0%		
4	Dij Bailey	C 28:06	5-8	0-1	0-2	0	6	6	4	2	10	2	3	1	1	19	2 nd FG%	6-23	26.1%	
12	Mikkel Tyne	C 31:56	4-11	2-5	0-0	3	2	5	1	10	10	2	1	1	0	21	3 ^{PT} %	1-9	11.1%	
21	Mike Walz	09:42	0-3	0-1	0-0	4	0	4	2	0	2	1	0	0	1	10	FT%	2-6	33.3%	
9	Tyler Harris	16:15	2-3	2-2	0-0	0	3	3	1	0	6	0	1	1	0	4	GM FG%	24-61	39.3%	
11	Aidan Roche	21:23	2-5	2-4	0-0	0	1	1	3	0	6	0	2	2	0	9	FT%	9-27	33.3%	
35	Jason Noyes	03:33	0-0	0-0	0-0	0	1	1	1	1	0	0	0	0	0	7	FT%	2-6	33.3%	
1	Trevor Smith	07:45	0-1	0-1	2-4	0	2	2	0	2	2	0	1	0	0	-7	Dead Ball Rebounds: 1, 1			
5	Collin Tanner	07:13	1-2	0-0	0-0	1	0	1	1	0	2	0	0	0	0	-3				
13	Jack Graham	01:35	0-0	0-0	0-0	0	0	0	0	0	0	0	0	0	0	0				
Team						0	1	1		0	0									
Totals			24-61	9-27	2-6	10	35	45	13	12	59	14	14	7	3	4	21	Technical Fouls: NONE		



Official Basketball Box Score - Final

St. Bonaventure at Richmond

01/06/24 Robins Center, Richmond

2023-24 Men's Basketball

Game Time: 4:00 PM

Game Duration: 1:55

Attendance: 6,619

Officials: Ron Tyburski, Michael Luckie, Trey Stynes


St. Bonaventure - 54

Record: 10-4 (1-1)

NO. Name	Min	FG	3P	FT	Rebounds			Fouls		TP	AS	TO	ST	Blocks	+/-	
		M-A	M-A	M-A	OR	DR	TOT	PF	FD					BS		
2 Assa Essamvov	F 30:43	2-5	1-3	0-0	0	7	7	3	3	0	1	0	0	0	-17	1st FG% 10-27 37.0%
32 Chad Venning	F 25:19	5-11	0-0	3-4	1	2	3	3	3	13	0	7	1	1	-17	
3 Mika Adams-Woods	G 31:47	3-8	0-2	0	1	2	3	0	6	1	2	0	0	2	-1	
5 Daryl Banks III	G 22:02	1-4	0-2	0-0	0	0	0	2	0	2	0	1	1	0	-18	2nd FG% 9-22 40.9%
7 Charles Pride	G 31:47	2-6	1-3	6-8	2	6	8	4	11	3	1	1	0	0	-1	
20 Noel Brown	14:33	1-3	0-0	0	1	1	2	0	2	2	0	2	0	0	-7	
4 Barry Evans	09:26	0-0	0-0	0	0	4	4	0	0	0	0	0	0	0	5	GM FG% 19-49 38.8%
0 Moses Flowers	26:11	5-9	3-6	2-2	0	2	2	5	2	15	0	0	1	0	-3	
1 Kyrell Luc	08:14	0-3	0-1	0-0	0	1	1	1	0	0	1	0	0	0	-10	
Team					2	0	2		0	0	0	0	0	0	-1	Dead Ball Rebounds: 1, 1
Totals		19-49	5-17	11-14	7	25	32	15	11	54	5	14	4	1	-11	
Technical Fouls: NONE																

Official Basketball Box Score - Final															Game Time: 7:00 PM																
Richmond at Loyola Chicago															Game Duration: 1:55																
01/09/24 Joseph J. Gerde Arena, Chicago															Attendance: 1,834																
2023-24 Men's Basketball															Officials: Tim Clougherty, Earl Walton, Steven Anderson																
Richmond - 58															Record: 10-5 (2-0)																
NO. Name	Min	FG M-A	3P M-A	FT M-A	Rebounds OR DR TOT	Fouls PF FD	TP	AS	TO	ST	Blocks BS BA	+/-																			
24 Isaiah Bigelow	29:57	4-9	1-2	4-4	4	9	13	3	4	2	0	3	0	0	1	1st FG% 12-32 37.5%															
32 Neal Quinn	30:22	6-15	5-8	0-1	0-0	1	1	3	3	10	4	1	1	3	0	2	3PT% 4-15 26.7%														
2 Jordan King	35:39	6-15	2-8	4-4	0	3	3	1	4	18	3	1	2	0	0	9	FT% 0-0 0%														
4 Dji Bailey	29:42	4-5	2-3	1-3	4-9	1	3	4	0	5	13	3	2	2	0	4	2nd FG% 12-23 52.2%														
12 Mikkel Tyne	25:10	2-7	1-4	0-1	0	6	6	2	2	5	2	2	2	0	0	9	3PT% 1-6 16.7%														
3 Delonnie Hunt	19:11	3-7	0-1	0-0	0-1	1	2	2	0	0	0	0	1	0	0	8	FT% 3-18 66.7%														
9 Tyler Harris	11:45	1-4	1-3	0-0	0-0	0	0	3	2	0	0	0	1	0	0	8	GM FG% 22-55 43.6%														
11 Jason Roche	09:28	1-3	0-2	0-0	1	0	1	0	0	2	0	0	0	0	0	13	3PT% 5-21 23.8%														
21 Mike Walz	12:04	2-4	0-1	0-0	2	2	4	0	0	4	2	0	0	1	1	9	FT% 12-18 66.7%														
Team																Dead Ball Rebounds: 2-0															
Totals		24-55		5-21		12-18		9		25		34		11		15		65		16		11		4		1		11		Technical Fouls: NONE	

BOX SCORES



Official Basketball Box Score - Final

Richmond at Duquesne

01/16/24 UPMC Cooper Fieldhouse, Pittsburgh, Pa.

2023-24 Men's Basketball

Game Time: 7:00 PM

Game Duration: 2:09

Attendance: 2,463

Richmond - 63

Record: 12-5 (4-0)

Officials: Jamie Luckie, Matt Potter, Justin Porterfield

NO. Name	Min	FG M-A	3P M-A	FT M-A	Rebounds OR DR TOT	Fouls PF FD	TP	AS	TO	ST	Blocks BS BA	+/-	Shooting By Period			
24 Isaiah Bigelow	F 22:32	1-6	0-2	4-5	0 1 1	2 3	6	1	1	1	1	2	3	1st FG%	12-30	40.0%
32 Neal Quinn	C 23:36	8-10	0-0	0-0	1 7 8	3 0	16	2	2	1	2	0	11	3PT%	3-12	25.0%
2 Jordan King	G 36:04	5-11	0-4	0-2	0 1 1	0 2	10	1	2	1	0	0	0	FT%	1-1	100%
3 Delonnie Hunt	G 32:18	1-6	0-1	1-2	1 2 3	3 1	3	4	1	1	0	0	14	2nd FG%	12-20	60.0%
4 Dji Bailey	G 31:49	4-5	2-2	2-2	2 6 8	2 3	12	4	2	2	1	0	-10	3PT%	2-3	66.7%
21 Mike Walz	16:18	1-2	0-0	0-0	1 3 4	2 1	2	1	0	0	2	0	-9	FT%	9-13	69.2%
12 Mikkel Tyne	09:15	1-3	0-1	1-1	1 1 2	0 2	3	0	2	0	0	0	-7	GM FG%	24-50	48.0%
9 Tyler Harris	13:30	0-0	0-0	0-0	0 3 3	0 0	0	1	0	0	0	0	4	3PT%	5-15	33.3%
11 Jason Roche	14:38	3-7	3-5	2-2	0 0 0	1 1	11	0	0	0	0	0	4	FT%	10-14	71.4%
Team					0 0 0	0	0	1						Dead Ball Rebounds: 2, 1		
Totals		24-50	5-15	10-14	6 24 30	13 13	63	14	11	6	2	2				

Technical Fouls: NONE


Duquesne - 61

Record: 9-7 (0-4)

NO. Name	Min	FG M-A	3P M-A	FT M-A	Rebounds OR DR TOT	Fouls PF FD	TP	AS	TO	ST	Blocks BS BA	+/-	Shooting By Period			
0 Dusan Mahoric	F 16:52	2-11	0-1	1-1	0 0 0	1 2	5	2	0	0	0	1	-1	1st FG%	13-29	44.8%
4 Tre Williams	F 22:50	3-6	0-0	0-0	1 5 6	2 2	6	0	1	0	0	1	-4	3PT%	2-8	25.0%
1 Jimmy Clark III	G 35:28	6-13	1-7	3-6	0 3 3	1 4	16	4	4	1	0	0	-4	FT%	5-7	71.4%
32 Kareem Rozier	G 28:39	3-5	2-3	0-0	0 1 1	5 2	8	2	1	0	0	0	0	2nd FG%	11-28	39.3%
44 Jake DiMichele	G 27:14	1-5	0-3	1-2	2 2 4	3 2	3	2	1	0	1	1	-10	3PT%	4-11	36.4%
2 David Dixon	23:08	5-9	0-0	2-2	1 5 6	1 1	12	1	1	1	0	2	-1	FT%	24	50%
14 Matus Hronsky	21:25	1-2	1-1	0-0	1 1 2	0 0	3	1	1	0	0	0	4	GM FG%	24-57	42.1%
34 Fousseyni Drame	17:10	3-5	2-3	0-0	1 2 3	0 0	8	2	0	2	1	1	2	3PT%	6-19	31.6%
7 Jakub Necas	07:15	0-1	0-1	0-0	0 2 2	0 0	0	0	0	0	0	0	4	FT%	7-11	63.6%
Team					3 1 4	0	0	0						Dead Ball Rebounds: 3, 0		
Totals		24-57	6-19	7-11	9 22 31	13 13	61	14	9	4	2	6	-2			

Technical Fouls: NONE

UR		DUQ		Points from		UR		DUQ		Period by Period Scoring		
Biggest lead		4 (1st 18:03) 10 (1st 7:54)		Turnovers		13		7		1st 2nd TOT		
Best Scoring Run		8 (1st 6:25) 7 (1st 12:58)		Paint		24		28		UR 28 35 63		
Lead Changes		6		Second Chance		7		3		DUQ 33 28 61		
Times Tied		5		Fast Breaks		10		8				
Time with Lead		03:54 33:06		Bench		16		23				



Official Basketball Box Score - Final

Richmond at Davidson

01/20/24 Bek Arena, Davidson

2023-24 Men's Basketball

Game Time: 4:00 PM

Game Duration: 2:14

Attendance: 4,235

Richmond - 69

Record: 13-5 (5-0)

NO. Name

Min

FG M-A

3P M-A

FT M-A

Rebounds OR DR TOT

Fouls PF FD

TP

AS

TO

ST

Blocks BS BA

+/-

24 Isaiah Bigelow

F 30:41

3-9

1-4

3-3

4 9 13

1 4

10

0

2

1

2

0

6

32 Neal Quinn

C 33:58

4-8

0-0

0-1

0 5 5

1 1

8

3

1

0

1

0

8

2 Jordan King

G 36:03

8-18

3-8

5-6

0 2 2

3 3

24

2

1

1

0

0

3

3 Delonnie Hunt

G 41:12

2-6

1-2

2-2

0 7 7

4 3

7

4

2

4

0

0

12

4 Dji Bailey

G 39:21

3-8

0-1

4-4

0 5 5

1 2

10

1

0

3

0

1

11

21 Mike Walz

10:38

1-2

0-0

0-0

0 4 4

2 0

2

0

0

0

0

-4

9 Tyler Harris

18:09

2-3

2-2

0-0

1 3 4

2 0

6

0

0

0

0

0

11 Jason Roche

05:42

0-2

0-2

0-0

1 0 1

0 0

0

0

0

0

0

-7

12 Mikkel Tyne

09:16

1-4

0-2

0-0

0 0 0

0 0

2

2

0

0

0

-4

Team

1 1 2

0

5

Totals

24-60

7-21

14-16

7 36 43

14 13

69

12

11

9

3

2

5

Shooting By Period

1st FG% 14-26 53.8%

3PT% 3-12 25.0%

FT% 3-4 75%

2nd FG% 8-26 30.8%

3PT% 3-8 37.5%

FT% 9-10 90%

OTFG% 2-8 25.0%

3PT% 1-1 100.0%

FT% 2-2 100%

GM FG% 24-60 40.0%

3PT% 7-21 33.3%

FT% 14-16 87.5%

Officials: Ron Tyburski, Adam Flore, Connor Mooney

Davidson - 64

Record: 11-7 (1-4)

NO. Name

Min

FG M-A

3P M-A

FT M-A

Rebounds OR DR TOT

Fouls PF FD

TP

AS

TO

ST

Blocks BS BA

+/-

1 Reed Bailey

F 25:48

0-6

0-3

2-2

0 2 2

1 1

2

1

0

0

0

0

-12

2 Bobby Durkin

F 31:28

2-6

1-3

0-0

1 5 6

1 0

5

0

2

0

0

0

-13

42 David Skogman

F 33:09

8-13

5-8

3-4

3 5 8

2 2

24

0

1

0

0

0

8

5 Grant Huffman

G 37:21

7-17

0-3

3-3

0 7 7

4 3

17

5

4

1

0

1

-5

23 Connor Kochera

G 21:54

2-4

1-1

0-0

0 3 3

2 1

5

2

1

2

0

0

2

15 Sean Logan

13:13

1-2

0-1

0-0

0 1 1

2 1

2

0

0

0

1

0

-15

3 Achille Spadone

12:43

0-4

0-1

0-0

0 2 2

0 2

0

2

0

0

1

1

8

12 Hunter Adam

17:50

2-4

1-2

0-0

1 3 4

0 0

5

0

1

0

0

0

0

0 Jarvis Moss

06:01

0-2

0-2

0-0

0 0 0

0 0

0

0

0

0

0

0

-3

4 Mike Loughnane

04:30

0-0

0-0

0-0

0 0 0

0 0

0

0

0

0

0

0

-7

14 Angelo Brizzi

21:03

2-6

0-2

0-4

1 2 3

1 4

4

1

2

1

0

1

3

Team

1 1 2

0

0

Totals

24-64

8-26

8-13

7 31 38

13 14

64

11

11

4

2

3

-5

Shooting By Period

1st FG% 10-29 34.5%

3PT% 4-13 30.8%

FT% 2-2 100%

2nd FG% 13-28 46.4%

3PT% 4-10 40.0%

FT% 6-9 66.7%

OTFG% 1-7 14.3%

3PT% 0-3 0.0%

FT% 0-2 0%

GM FG% 24-64 37.5%

3PT% 8-26 30.8%

FT% 8-13 61.5%

Technical Fouls: NONE

RIC

DAV

Biggest lead

11 (1st 1:39)

3 (2nd 2:15)

Best Scoring Run

12 (1st 1:39)

9 (2nd 3:50)

Lead Changes

9

Times Tied

9

Time with Lead

32:11

05:18

Points from Turnovers

19

Paint

24

Second Chance

7

Fast Breaks

15

Bench

10

Period by Period Scoring

1st

2nd

OT1

TOT

RIC

34

28

7

69

DAV

26

36

2

64

SPIDERS SEASON RANKS

TEAM RANKS

Statistic	National Rank	Conference Rank	Value
Assist/Turnover Ratio (351 ranked)	20	2	1.55
Assists Per Game (351 ranked)	177	9	13.4
Bench Points per game (351 ranked)	305	15	15.33
Blocks Per Game (351 ranked)	208	12	3.2
Effective FG pct (351 ranked)	100	7	0.531
Fastbreak Points (351 ranked)	261	12	8.06
Field Goal Percentage (351 ranked)	91	4	46.5
Field Goal Percentage Defense (351 ranked)	22	3	39.6
Fouls Per Game (351 ranked)	12	2	13.7
Free Throw Attempts Per Game (351 ranked)	341	15	14.3
Free Throw Percentage (351 ranked)	160	9	71.7
Free Throws Made Per Game (351 ranked)	334	15	10.3
Rebound Margin (351 ranked)	309	14	-2.9
Rebounds (Defensive) Per Game (351 ranked)	34	3	28.00
Rebounds (Offensive) Per Game (351 ranked)	349	15	6.28
Rebounds Per Game (351 ranked)	262	12	34.28
Scoring Defense (351 ranked)	27	2	64.4
Scoring Margin (351 ranked)	89	5	8.2
Scoring Offense (351 ranked)	234	14	72.6
Steals Per Game (351 ranked)	118	4	7.2
Three Point Attempts Per Game (351 ranked)	211	11	21.6
Three Point Percentage (351 ranked)	78	6	36.1
Three Point Percentage Defense (351 ranked)	30	1	29.7
Three Pointers Per Game (351 ranked)	149	11	7.8
Turnover Margin (351 ranked)	41	2	3.2
Turnovers Forced Per Game (351 ranked)	224	8	11.83
Turnovers Per Game (351 ranked)	3	1	8.6
Winning Percentage (350 ranked)	55	4	72.2

INDIVIDUAL RANKS

Statistic	Player	National Rank	Conference Rank	Value
Assist/Turnover Ratio (350 ranked)	Neal Quinn	87	8	2.36
Assists (337 ranked)	Neal Quinn	199	8	66
Assists Per Game (347 ranked)	Neal Quinn	199	10	3.7
Blocks (321 ranked)	Neal Quinn	138	9	24
Blocks Per Game (349 ranked)	Neal Quinn	132	9	1.33
Double Doubles (392 ranked)	Isaiah Bigelow	101	2	4
Field Goal Attempts (340 ranked)	Jordan King	84	1	252
Field Goal Percentage (349 ranked)	Neal Quinn	52	3	55.7
	Jordan King	176	11	47.6
Field Goals (334 ranked)	Jordan King	63	1	120
	Neal Quinn	193	5	102
Free Throw Attempts (332 ranked)				
Free Throw Percentage (350 ranked)	Jordan King	168	9	81.8
Free Throws (338 ranked)				
Minutes Per Game (350 ranked)	Jordan King	86	5	34:20
Points (344 ranked)	Jordan King	83	2	330
Points Per Game (345 ranked)	Jordan King	72	2	18.3
Rebounds (344 ranked)	Isaiah Bigelow	283	9	115
Rebounds (Defensive) Per Game (347 ranked)	Isaiah Bigelow	137	5	5.33
	Neal Quinn	200	9	4.89
Rebounds (Offensive) Per Game (350 ranked)				
Rebounds Per Game (349 ranked)	Isaiah Bigelow	264	11	6.4
Steals (335 ranked)	Dji Bailey	74	3	35
Steals Per Game (342 ranked)	Dji Bailey	69	3	1.94
Three Point Attempts (348 ranked)	Jordan King	163	5	109
Three Point Percentage (108 ranked)	Jordan King	34	3	41.3
Three Pointers Per Game (335 ranked)	Jordan King	97	4	2.50
Total 3-point FGM (325 ranked)	Jordan King	100	3	45
Triple Doubles (3 ranked)				



SPIDERS A-10 STATS

Game Records

Record	Overall	Home	Away	Neutral
ALL GAMES	5-0	2-0	3-0	0-0
CONFERENCE	5-0	2-0	3-0	0-0
NON-CONFERENCE	0-0	0-0	0-0	0-0

Score by Periods

Team	1st	2nd	OT	TOT
Richmond	156	169	7	332
Opponents	137	166	2	305

Team Box Score

No.	Player				Total		3-Point		F-Throw		Rebounds													
		GP-GS	MIN	AVG	FG-FGA	FG%	3FG-3FGA	3FG%	FT-FTA	FT%	OFF	DEF	TOT	AVG	PF	DQ	A	TO	BLK	STL	PTS	AVG		
2	KING, Jordan	5-5	181:38	36.3	35-72	.486	16-34	.471	13-17	.765	0	16	16	3.2	6	0	9	8	0	10	99	19.8		
32	QUINN, Neal	5-5	146:53	29.4	26-51	.510	0-2	.000	5-8	.625	2	22	24	4.8	12	0	17	9	8	4	57	11.4		
4	BAILEY, Dji	5-5	158:47	31.8	17-30	.567	5-10	.500	13-19	.684	4	17	21	4.2	8	0	12	9	2	10	52	10.4		
24	BIGELOW, Isaiah	5-5	146:13	29.2	13-37	.351	5-15	.333	16-18	.889	9	31	40	8.0	12	0	4	4	4	6	47	9.4		
3	HUNT, Delonnie	4-3	123:52	31.0	9-25	.360	2-5	.400	7-9	.778	2	12	14	3.5	11	0	9	4	0	6	27	6.8		
11	ROCHE, Jason	5-0	50:21	10.1	4-15	.267	3-12	.250	4-4	1.000	2	1	3	0.6	3	0	0	1	0	0	15	3.0		
12	TYNE, Mikkel	5-2	89:32	17.9	5-22	.227	2-12	.167	1-2	.500	1	12	13	2.6	3	0	6	4	0	2	13	2.6		
9	HARRIS, Tyler	5-0	70:21	14.1	4-10	.400	4-7	.571	0-0	.000	2	11	13	2.6	4	0	3	1	0	1	12	2.4		
21	WALZ, Mike	5-0	57:23	11.5	5-10	.500	0-2	.000	0-0	.000	5	12	17	3.4	7	0	7	0	4	0	10	2.0		
Team											3	2	5					6						
Total		5	1025		118-272	.434	37-99	.374	59-77	.766	30	136	166	33.2	66	0	67	46	18	39	332	66.4		
Opponents		5	1025		112-277	.404	35-106	.330	46-66	.697	38	136	174	34.8	77	3	57	60	9	24	305	61.0		

Team Statistics

	UR	OPP
Scoring	332	305
Points per game	66.4	61.0
Scoring margin	+5.4	-
Field goals-att	118-272	112-277
Field goal pct	.434	.404
3 point fg-att	37-99	35-106
3-point FG pct	.374	.330
3-pt FG made per game	7.4	7.0
Free throws-att	59-77	46-66
Free throw pct	.766	.697
F-Throws made per game	11.8	9.2
Rebounds	166	174
Rebounds per game	33.2	34.8
Rebounding margin	-1.6	-
Assists	67	57
Assists per game	13.4	11.4
Turnovers	46	60
Turnovers per game	9.2	12.0
Turnover margin	+2.8	-
Assist/turnover ratio	1.5	1.0
Steals	39	24
Steals per game	7.8	4.8
Blocks	18	9
Blocks per game	3.6	1.8
Winning streak	5	-
Home win streak	2	-
Attendance	12894	8532
Home games-Avg/Game	2-6447	3-2844
Neutral site-Avg/Game	-	0-0

Team Results

Date	Opponent		Score	Att.
01/06/2024	St. Bonaventure	W	65-54	6619
01/09/2024	at Loyola Chicago	W	58-56	1834
01/13/2024	George Mason	W	77-70	6275
01/16/2024	at Duquesne	W	63-61	2463
01/20/2024	at Davidson	Wot	69-64	4235



SPIDERS SEASON STATS

Game Records

Record	Overall	Home	Away	Neutral
ALL GAMES	13-5	9-0	3-3	1-2
CONFERENCE	5-0	2-0	3-0	0-0
NON-CONFERENCE	8-5	7-0	0-3	1-2

Score by Periods

Team	1st	2nd	OT	TOT
Richmond	664	636	7	1307
Opponents	520	638	2	1160

Team Box Score

No.	Player				Total		3-Point		F-Throw		Rebounds											
		GP-GS	MIN	AVG	FG-FGA	FG%	3FG-3FGA	3FG%	FT-FTA	FT%	OFF	DEF	TOT	AVG	PF	DQ	A	TO	BLK	STL	PTS	AVG
2	KING, Jordan	18-18	617:51	34.3	120-252	.476	45-109	.413	45-55	.818	10	66	76	4.2	28	0	43	33	1	23	330	18.3
32	QUINN, Neal	18-18	477:20	26.5	102-183	.557	3-10	.300	29-45	.644	15	88	103	5.7	34	0	66	28	24	10	236	13.1
24	BIGELOW, Isaiah	18-18	441:57	24.6	70-156	.449	24-62	.387	38-46	.826	19	96	115	6.4	39	1	13	14	6	16	202	11.2
4	BAILEY, Dji	18-9	508:03	28.2	66-107	.617	8-21	.381	28-52	.538	11	61	72	4.0	30	0	41	20	5	35	168	9.3
3	HUNT, Delonnie	8-7	237:20	29.7	22-57	.386	5-15	.333	15-20	.750	3	21	24	3.0	15	0	17	6	1	9	64	8.0
12	TYNE, Mikkel	18-11	400:10	22.2	33-104	.317	16-56	.286	10-12	.833	6	41	47	2.6	27	1	22	13	0	14	92	5.1
11	ROCHE, Jason	18-2	256:26	14.2	21-63	.333	19-55	.345	9-11	.818	5	13	18	1.0	17	0	2	5	0	3	70	3.9
35	NOYES, Aidan	13-7	149:07	11.5	16-37	.432	8-24	.333	1-1	1.000	4	32	36	2.8	10	0	1	2	3	5	41	3.2
21	WALZ, Mike	18-0	213:33	11.9	20-41	.488	5-14	.357	3-5	.600	17	31	48	2.7	22	0	23	15	9	2	48	2.7
9	HARRIS, Tyler	18-0	239:17	13.3	18-38	.474	6-12	.500	5-5	1.000	6	28	34	1.9	16	0	11	6	5	9	47	2.6
10	WEAVER, Liam	3-0	05:28	1.8	1-1	1.000	1-1	1.000	0-0	.000	0	0	0	0.0	1	0	0	0	0	0	3	1.0
5	TANNER, Collin	5-0	23:23	4.7	2-6	.333	0-1	.000	0-0	.000	2	1	3	0.6	3	0	0	0	0	2	4	0.8
1	SMITH, Trevor	5-0	29:13	5.8	0-5	.000	0-4	.000	2-4	.500	0	6	6	1.2	3	0	0	2	0	2	2	0.4
13	GRAHAM, Jack	5-0	09:25	1.9	0-2	.000	0-2	.000	0-0	.000	0	0	0	0.0	0	0	0	0	0	0	0	0.0
16	SOULIS, Ryan	3-0	10:13	3.4	0-2	.000	0-1	.000	0-2	.000	0	2	2	0.7	2	0	1	1	2	0	0	0.0
25	SOUTHALL, Quentin	3-0	06:14	2.1	0-3	.000	0-1	.000	0-0	.000	1	2	3	1.0	0	0	1	1	1	0	0	0.0
Team											14	16	30					9				
Total		18	3625		491-1057	.465	140-388	.361	185-258	.717	113	504	617	34.3	247	2	241	155	57	130	1307	72.6
Opponents		18	3625		421-1064	.396	130-438	.297	188-269	.699	179	491	670	37.2	263	4	208	213	49	85	1160	64.4

Team Statistics

	UR	OPP
Scoring	1307	1160
Points per game	72.6	64.4
Scoring margin	+8.2	-
Field goals-att	491-1057	421-1064
Field goal pct	.465	.396
3 point fg-att	140-388	130-438
3-point FG pct	.361	.297
3-pt FG made per game	7.8	7.2
Free throws-att	185-258	188-269
Free throw pct	.717	.699
F-Throws made per game	10.3	10.4
Rebounds	617	670
Rebounds per game	34.3	37.2
Rebounding margin	-2.9	-
Assists	241	208
Assists per game	13.4	11.6
Turnovers	155	213
Turnovers per game	8.6	11.8
Turnover margin	+3.2	-
Assist/turnover ratio	1.6	1.0
Steals	130	85
Steals per game	7.2	4.7
Blocks	57	49
Blocks per game	3.2	2.7
Winning streak	8	-
Home win streak	9	-
Attendance	48711	21766
Home games-Avg/Game	9-5412	6-3628
Neutral site-Avg/Game	-	3-3939

Team Results

Date	Opponent		Score	Att.
11/06/2023	VMI	W	93-75	5176
11/11/2023	Siena	W	90-48	4543
11/15/2023	at Boston College	L	61-68	3886
11/20/2023	vs Colorado	L	59-64	2153
11/21/2023	vs UNLV	W	82-65	1502
11/25/2023	Queens (NC)	W	90-61	4953
11/29/2023	at Wichita St.	L	68-80	6195
12/02/2023	William & Mary	W	88-69	5542
12/06/2023	at UNI	L	73-78	3153
12/09/2023	vs Florida	L	76-87	8162
12/16/2023	Charlotte	W	64-56	5222
12/21/2023	Buffalo	W	72-66	4897
12/30/2023	Lafayette	W	59-38	5484
01/06/2024	St. Bonaventure	W	65-54	6619
01/09/2024	at Loyola Chicago	W	58-56	1834
01/13/2024	George Mason	W	77-70	6275
01/16/2024	at Duquesne	W	63-61	2463
01/20/2024	at Davidson	Wot	69-64	4235



SPEED CHART



#2 JORDAN KING
G | GR | 6'0" | 175 | ALBANY, NY

PTS	REB	AST	STL	MIN
18.3	4.2	2.4	1.3	34.3

- 18.3 PPG ranks 2nd in A-10, 72nd in D-I
- Scored 13 of UR's final 16 pts, including all 7 in OT, in win at Davidson
- A-10 Co-Player of the Wk on 1/15 (23.5 PPG in wins vs GMU, LOY)
- Sunshine Slam All-Tournament Team selection (22 PPG, 5 RPG, 3.5 APG)
- 34 pts vs VMI (most by Spider in season opener since 1983 - John Newman)

CAREER HIGHS		LAST GAME	
PTS	REB	PTS	REB
42	7	24	2
AST	STL	AST	STL
6	7	2	1



#3 DELONNIE HUNT
G | SR | 6'0" | 175 | UPPER MARLBORO, MD

PTS	REB	AST	STL	MIN
8.0	3.0	2.1	1.1	29.7

- Matched career best with game-high 4 steals at Davidson
- Made 1st start since Nov. 20 vs George Mason on 1/13 (11 Pts, 3 Reb)
- Fractured left wrist vs Colorado on Nov. 20, missed next 10 games
- 2023 3rd Team All-NEC selection at Wagner
- Led Wagner with 11.1 points, 31.6 minutes per game last season

CAREER HIGHS		LAST GAME	
PTS	REB	PTS	REB
24	8	7	7
AST	STL	AST	STL
7	4	4	4



#4 DJI BAILEY
G | SR | 6'5" | 195 | WILSON, NC

PTS	REB	AST	STL	MIN
9.3	4.0	2.3	1.9	28.2

- 61.7 FG pct is 3rd best among D-I guards with at least 100 FG att this yr
- 1.9 steals per game ranks 3rd in A-10
- Game-winning drive & layup at Duquesne with 13.8 seconds left
- Scored 10+ pts in career-high 5 straight games from 12/16 to 1/9
- 6 stls vs Florida (most by UR since Jacob Gilyard in '22 A-10 Tournament)

CAREER HIGHS		LAST GAME	
PTS	REB	PTS	REB
14	8	10	5
AST	STL	AST	STL
7	6	1	3




#9 TYLER HARRIS
F | GR | 6'7" | 205 | CHARLOTTE, NC

PTS	REB	AST	STL	MIN
2.6	1.9	0.6	0.5	13.3

- 6-9 3-pt FG over last 6 games (0-3 3-pt FG in 1st 12 games)
- Charlotte-native matched season-high w 6 pts on pair of 3ptrs at Davidson
- Recorded 2 of UR's 3 blocks vs Buffalo on 12/21
- Averaged 5.1 points, 2.5 rebounds in 34 gms at Western Carolina last year
- Started 77 games for Western Carolina over previous four seasons

CAREER HIGHS		LAST GAME	
PTS	REB	PTS	REB
19	11	6	4
AST	STL	AST	STL
4	3	0	0



#11 JASON ROCHE
G | JR | 6'5" | 200 | BERKELEY, CA

PTS	REB	AST	STL	MIN
3.9	1.0	0.1	0.2	14.2

- 19 of 21 FG, 55 of 63 FG att this season are from three-point range
- 3-5 3pt FG at Duquesne (rest of UR: 2-10)
- 38.5 3-pt FG pct last season (8th in A-10, min. 100 3-pt FG attempts)
- 2022 Southern Conference Rookie of the Year at Citadel
- Last name is pronounced ROACH

CAREER HIGHS		LAST GAME	
PTS	REB	PTS	REB
29	9	0	1
AST	STL	AST	STL
2	3	0	0



#12 MIKKEL TYNE
G | FR | 5'10" | 180 | TORONTO, ON

PTS	REB	AST	STL	MIN
5.1	2.6	1.2	0.8	22.2

- Scored career-high 16 pts vs Florida on 12/9 (5-7 3pt FG)
- Made 11 starts in place of DeLonnie Hunt from 11/21 to 1/9
- Reclassified to Class of '23 this summer ... Youngest Spider turned 18 on May 2
- No. 10 Class of 2023 recruit in Maryland, according to ESPN
- First name is pronounced mik-KELL

CAREER HIGHS		LAST GAME	
PTS	REB	PTS	REB
16	6	2	0
AST	STL	AST	STL
4	4	2	0



#21 MIKE WALZ
C | SO | 6'11" | 250 | BERWYN, PA

PTS	REB	AST	BLK	MIN
2.7	2.7	1.3	0.5	11.9

- Leads UR rotation players in Off Rec pct (9.5) by wide margin
- Played 16 min in 1st half at Duquesne (4 Reb, 2 Pts, 2 blocks)
- Career-high 12 pts in just 12 mins vs UNLV on 11/21
- Appeared in 13 games, totaling 13 Reb, 9 points, 5 assists last year
- Missed 5 games after spraining his ankle on Feb. 14 last season

CAREER HIGHS		LAST GAME	
PTS	REB	PTS	REB
12	5	2	4
AST	BLK	AST	BLK
4	2	0	0



#24 ISAIAH BIGELOW
F | GR | 6'7" | 205 | GREENSBORO, NC

PTS	REB	AST	STL	MIN
11.2	6.4	0.7	0.9	24.6

- 10 pts, 13 Reb at Davidson (5 more Reb than any other player in game)
- 3 straight dbl-dbls from 12/21-1/6 (1st Spider since 2017 w/ 3 straight)
- 3rd in A-10 in Def Reb pct (22.9), via KenPom
- UR's 2nd-leading rebounder (18th in A-10), 5th-leading scorer last year
- 204 total points off bench were 1st on UR, 4th in A-10 last season

CAREER HIGHS		LAST GAME	
PTS	REB	PTS	REB
28	14	10	13
AST	STL	AST	STL
5	3	0	2




#32 NEAL QUINN
C | SR | 7'0" | 260 | ALLENDALE, NJ

PTS	REB	AST	BLK	MIN
13.1	5.7	3.7	1.3	26.5

- 55.7 FG pct ranks 3rd in A-10 among qualifiers
- 12 Pts, 6 Reb in 2nd half of comeback win at Duquesne
- Game-high 23 pts vs Buffalo on 12/21 (his most in 2 seasons at UR)
- Preseason 3rd Team All-Atlantic 10 selection
- 1st in Ast PG (2.9), 2nd in PPG (9.5), 3rd in RPG (4.5) at UR last season

CAREER HIGHS		LAST GAME	
PTS	REB	PTS	REB
24	13	8	5
AST	BLK	AST	BLK
10	4	3	1



#35 AIDAN NOYES
F | R-SO | 6'7" | 195 | CINCINNATI, OH

PTS	REB	AST	STL	MIN
3.2	2.8	0.1	0.4	11.5

- Did not play in last 5 gms after rolling left ankle vs Lafayette on 12/30
- Scored all 8 of his pts at No. Iowa in the 1st half (3-3 FG, 2-2 3pt FG)
- Career-high 8 Reb vs W&M (tied for most on team)
- Appeared in 12 games, averaging 2.0 pts, 0.6 reb last year
- Scored career-high 9 points in 22 mins at Saint Joseph's on March 1

CAREER HIGHS		LAST GAME	
PTS	REB	PTS	REB
9	8	--	--
AST	STL	AST	STL
1	1	--	--

