



2022-23 SCHEDULE

NOVEMBER

| | | |
|---------|---------------------------------|---------------|
| Nov. 7 | VMI (MASN2, ESPN+) | W, 69-48 |
| Nov. 11 | Northern Iowa (MASN2, ESPN+) .. | W, 68-55 |
| Nov. 14 | at Charleston (FloHoops) | L, 92-90 (OT) |
| Nov. 17 | Wichita State (MASN, ESPN+) | L, 56-53 |
| Nov. 21 | vs Syracuse# (ESPN2) | L, 74-71 (OT) |
| Nov. 22 | vs Temple# (ESPN2) | W, 61-49 |
| Nov. 30 | at Toledo (ESPN+) | L, 90-67 |

DECEMBER

| | | |
|---------|--------------------------------|----------|
| Dec. 3 | at William & Mary (FloHoops) | L, 58-57 |
| Dec. 10 | Drake (NBCSW, ESPN+) | W, 82-52 |
| Dec. 13 | FDU (MASN, ESPN+) | W, 77-48 |
| Dec. 17 | vs Clemson^ (TBD) | L, 85-57 |
| Dec. 21 | Bucknell (NBCSW, ESPN+) | W, 81-71 |
| Dec. 28 | Coppin State (CBS 6, ESPN+) | W, 83-65 |
| Dec. 31 | at George Mason (MASN2, ESPN+) | L, 62-58 |

JANUARY

| | | |
|---------|----------------------------------|----------|
| Jan. 4 | George Washington (ESPN+) | W, 73-63 |
| Jan. 7 | Duquesne (NBCSW, ESPN+) | W, 75-73 |
| Jan. 11 | at Davidson (ESPN+) | W, 61-57 |
| Jan. 14 | at St. Bonaventure (USA Network) | L, 71-63 |
| Jan. 17 | Rhode Island (MASN2, ESPN+) | W, 64-57 |
| Jan. 20 | VCU* (ESPN2) | L, 74-62 |
| Jan. 25 | at Massachusetts (NESN, ESPN+) | L, 85-76 |
| Jan. 28 | at Dayton (CBS Sports Network) | L, 86-60 |

FEBRUARY

| | | |
|---------|--------------------------------|----------|
| Feb. 1 | St. Bonaventure (MASN2, ESPN+) | L, 66-62 |
| Feb. 5 | Fordham (USA Network) | W, 68-58 |
| Feb. 8 | at George Washington (ESPN+) | 7p |
| Feb. 11 | Loyola Chicago (ESPNU) | 4p |
| Feb. 15 | at La Salle (ESPN+) | 7p |
| Feb. 21 | Saint Louis (MASN, ESPN+) | 7p |
| Feb. 24 | at VCU (ESPN2) | 7p |

MARCH

| | | |
|------------|----------------------------------|--------|
| March 1 | at Saint Joseph's (MASN2, ESPN+) | 7p |
| March 4 | George Mason (USA Network) | 12:30p |
| March 7-12 | Atlantic 10 Championship | TBD |

Empire Classic presented by Continental Tire (Brooklyn, NY)

^ Greenville Winter Invitational (Greenville, SC)

* Richmond Area Honda Dealers Capital City Classic



RICHMOND SPIDERS (12-12, 5-6) at GEORGE WASHINGTON (11-12, 5-5)

• These teams met in Richmond on January 4, with the Spiders winning 73-63. Tyler Burton scored a game-high 26 points, one more than GW's James Bishop, and Richmond held GW to 24 points on 31 percent shooting from the field in the second half.

• Richmond has won six straight games vs George Washington, its longest win streak ever vs the Colonials in rivalry that spans 106 games and 97 years. Richmond's six straight wins vs GW are tied for UR's third-longest active win streak vs any Division I opponent. (UR also has six straight wins vs Army and Loyola Maryland.) The only D-I opponents UR has a longer active win streak against are American (11) and Appalachian State (9).

• Matt Grace scored a career-high 21 points in Sunday's win vs Fordham while Tyler Burton added 18 points. Grace and Burton combined to score 19 of Richmond's final 23 points as the Spiders overcame an 11-point deficit in the second half. It was the first time Richmond won a game it trailed with five minutes remaining this season (1-9).

• Sunday was Richmond's 10th game holding its opponent under 60 points this season. That matches its total number of games holding its opponent under 60 points from 2020-21 (3) and 2021-22 (7) combined.

• Tyler Burton ranks second in the Atlantic 10 in scoring at 19.0 points per game, trailing only GW's James Bishop. Burton is also fourth in the conference with 7.7 rebounds per game. Burton and Dayton's DaRon Holmes are the only two players to rank in the top five in the Atlantic 10 in scoring and rebounding.

• Burton (1,464 points) needs 27 points to tie Terry Allen (1,491) and enter the top 15 on Richmond's career scoring list. Burton is already seventh on Richmond's career rebounding list, with 761.

• Half of Richmond's 12 losses this season have been by margins of four or fewer points. Only five D-I schools have more losses by four or fewer points this season: ETSU (8), Canisius (7), Davidson (7), Idaho State (7) and South Florida (7).

• Three members of the Richmond's 2022 A-10 championship team are now playing professionally. Jacob Gilyard, Richmond's all-time leader in steals, assists, and three-pointers, plays for the Memphis Hustle, NBA G League affiliate of the Grizzlies. Grant Golden, the second-leading scorer and third-leading rebounder in Spiders history, plays for the Grand Rapids Gold, G League affiliate of the Nuggets. Nathan Cayo plays for Astoria Bydgoszcz in Poland's EBL. They are three of the 27 former Spiders to play professionally during Chris Mooney's tenure.

WITH A WIN ...

• UR would win its seventh straight game vs GW, its third-longest active win streak vs a D-I opponent.

• Chris Mooney would win his 19th game vs GW at Richmond, tied for his most wins vs any opponent during his tenure (Fordham, 19-5).

• UR would win back-to-back games for the first time since a three-game win streak from Jan. 4-11.

• UR would have a winning record at 13-12 overall and be .500 in the Atlantic 10 at 6-6. It would be the 13th time in 18 seasons under Mooney Richmond has had a winning record through 25 games.

• UR would be 2-3 in its last five road games after starting the season 0-4 on the road.

THE MATCHUP

| | |
|--------------------------|-----------------------|
| ALL-TIME SERIES LEADER | GW, 63-43 |
| CURRENT STREAK | Richmond W6 |
| RICHMOND AT HOME | 24-27 |
| RICHMOND ON ROAD | 15-33 |
| RICHMOND AT NEUTRAL SITE | 4-3 |
| LAST GAME | 1/4/2023 (UR, 73-63) |
| FIRST GAME | 1/11/1926 (GW, 28-23) |



CHRIS MOONEY

RICHMOND SPIDERS HEAD COACH

SEASONS at RICHMOND: 18th
W-L at RICHMOND: 324*-256
W-L in DIVISION I: 342-268
W-L vs OPPONENT: 18-12
* Most wins in Richmond history

WATCH



ESPN PLUS

PxP: Byron Kerr Analyst: Jimmy Patsois

LISTEN



ESPN RICHMOND

PxP: Bob Black Analyst: Matt Smith

FOLLOW

@SpiderMBB @SpiderMBB

Richmond Spiders Men's Basketball

RichmondSpiders.com



QUICK FACTS

University Information

Location Richmond, VA 23173
 Founded 1830
 Total Enrollment 3,890
 Nickname Spiders
 Colors Red and Blue
 Arena Robins Center
 Opened 1972 (51st season)
 Capacity 7,201
 President Kevin F. Hallock
 Athletics Director John Hardt

Team Information

Conference Atlantic 10
 2021-22 Record 24-13 (A-10 Champions)
 Letterwinners Returning/Lost 12/8
 Starters Returning/Lost 2/3
 Newcomers 4

Program History

First Season 1913-14 (110th season)
 All-Time Record Entering 2022-23 1,451-1,244
 NCAA Appearances/W-L 10/9-10
 (1984, '86, '88, '90-91, '98, 2004, '10-11, '22)
 NIT Appearances/W-L 10/11-10
 Conference Championships 7
 (1984, '88, '90-91, '98, 2011, '22)

Coaching Staff

Head Coach Chris Mooney, 18th season
 Alma Mater Princeton (1994)
 W-L at Richmond entering 2022-23 312-244
 Career D-I W-L/Yrs entering 2022-23 330-256/17
 Assistant Coach David Boyden, 1st season
 Alma Mater Western Kentucky (2003)
 Assistant Coach Will Gipe, 7th season
 Alma Mater Virginia Tech (2014)
 Assistant Coach Peter Thomas, 1st season
 Alma Mater Richmond (2007)
 Dir of Operations Mark McGonigal, 7th season
 Alma Mater Richmond (2009)
 Dir Program Development... Darius Stokes, 2nd season
 Alma Mater Iowa (2014)
 Video Coordinator Jack Fahed, 1st season
 Alma Mater James Madison (2021)

Support Staff

Athletic Trainer Andy McPherson
 Strength Coach Jay DeMayo
 Director of Academics Courtney Hughes
 Athletics Web Site RichmondSpiders.com
 Athletics Dept Phone (804) 289-8363
 PR Director Jason Vida
 Cell Phone (267) 566-2130
 Office Phone (804) 289-8320
 Email jvida@richmond.edu

ROSTER & PRONUNCIATION GUIDE

| No. | Name | Pos | Year | Ht | Wt | Hometown (High School/Previous School) |
|-----|------------------|-----|------|-------|-----|--|
| 1 | Jason Nelson | G | R-FR | 5'10" | 175 | Richmond, VA (John Marshall) |
| 2 | Marcus Randolph | G | SO | 6'5" | 195 | Willingboro, NJ (Archbishop Wood (PA)) |
| 3 | Tyler Burton | F | SR | 6'7" | 215 | Uxbridge, MA (Marianapolis Prep (CT)) |
| 4 | Dji Bailey | G | JR | 6'5" | 180 | Wilson, NC (Greenfield School) |
| 5 | Connor Crabtree | G | GR | 6'6" | 200 | Hillsborough, NC (Hargrave Military (VA)/Tulane) |
| 10 | Liam Weaver | G | SO | 6'2" | 190 | Kansas City, MO (Pembroke Hill) |
| 11 | Jason Roche | G | SO | 6'5" | 180 | Berkeley, CA (St. Mary's High/Citadel) |
| 12 | Malcolm Dread | G | R-FR | 6'4" | 210 | Detroit, MI (Gonzaga High (DC)) |
| 15 | Matt Grace | F | GR | 6'9" | 230 | Hamilton, Ontario (TRC Academy) |
| 21 | Mike Walz | C | FR | 6'11" | 250 | Berwyn, PA (Conestoga) |
| 22 | Andre Gustavson | G | GR | 6'5" | 205 | Helsinki, Finland (Helsinki Basketball Academy) |
| 24 | Isaiah Bigelow | F | GR | 6'7" | 200 | Greensboro, NC (Ben L. Smith/Wofford) |
| 25 | Quentin Southall | G | JR | 6'3" | 180 | Alexandria, VA (Georgetown Prep) |
| 32 | Neal Quinn | C | SR | 7'0" | 250 | Allendale, NJ (Ramapo High/Lafayette) |
| 34 | Gabe Arizin | G | SR | 6'4" | 190 | West Chester, PA (St. Joseph's Prep) |
| 35 | Aidan Noyes | F | R-FR | 6'7" | 190 | Cincinnati, OH (Archbishop Moeller) |

PRONUNCIATION GUIDE

Gabe Arizin AIR-rizz-in
 Dji Bailey Jai (rhymes with fly)
 Isaiah Bigelow BIG-eh-loh
 Jack Fahed fay-HED
 Andre Gustavson GOOS-tahv-sun
 Aidan Noyes noise
 Jason Roche roach
 Michael Walz walls

BREAKDOWN BY CLASS

Freshmen (4): Dread, Nelson, Noyes, Walz
 Sophomores (3): Randolph, Roche, Weaver
 Juniors (2): Bailey, Southall
 Seniors (3): Arizin*, Burton*, Quinn*
 Grad Students (4): Bigelow*, Crabtree*, Grace, Gustavson
 * Has additional season of eligibility beyond 2022-23 season

BREAKDOWN BY STATE/COUNTRY

California (1): Roche
 CANADA (1): Grace
 FINLAND (1): Gustavson
 Massachusetts (1): Burton
 Michigan (1): Dread
 Missouri (1): Weaver
 North Carolina (3): Bailey, Bigelow, Crabtree
 New Jersey (2): Quinn, Randolph
 Ohio (1): Noyes
 Pennsylvania (2): Arizin, Walz
 Virginia (2): Nelson, Southall



THE OPPONENT

MEETINGS LAST 50 SEASONS

GW LEADS ALL-TIME SERIES, 63-43

| Date | Site | W/L | Score | Series |
|------------|------|-----|-------------|--------|
| 12/29/1973 | N | W | 68-67 | 15-42 |
| 1/15/1975 | A | L | 80-101 | 15-43 |
| 12/20/1975 | H | L | 77-84 | 15-44 |
| 11/27/1976 | H | W | 64-62 | 16-44 |
| 2/7/1977 | A | W | 81-80 | 17-44 |
| 11/30/1977 | H | L | 54-60 | 17-45 |
| 2/10/1979 | A | L | 77-99 | 17-46 |
| 12/22/1979 | H | L | 78-86 | 17-47 |
| 12/3/1980 | A | W | 92-69 | 18-47 |
| 2/15/1993 | A | L | 77-79 (OT) | 18-48 |
| 12/11/1994 | H | W | 78-74 | 19-48 |
| 12/9/2000 | A | W | 84-80 (OT) | 20-48 |
| 1/30/2002 | H | W | 61-53 | 21-48 |
| 2/23/2002 | A | L | 49-53 | 21-49 |
| 1/21/2003 | H | W | 63-57 | 22-49 |
| 2/16/2003 | A | L | 50-64 | 22-50 |
| 1/31/2004 | H | W | 72-65 | 23-50 |
| 2/28/2004 | A | W | 75-67 | 24-50 |
| 1/22/2005 | H | W | 70-59 | 25-50 |
| 2/12/2005 | A | L | 63-80 | 25-51 |
| 2/5/2006 | A | L | 55-80 | 25-52 |
| 2/18/2006 | H | L | 51-64 | 25-53 |
| 1/17/2007 | H | L | 58-63 | 25-54 |
| 2/21/2007 | A | L | 49-68 | 25-55 |
| 2/23/2008 | A | L | 53-59 | 25-56 |
| 1/10/2009 | A | W | 60-48 | 26-56 |
| 2/28/2009 | H | L | 57-66 | 26-57 |
| 1/23/2010 | A | W | 62-57 | 27-57 |
| 2/20/2010 | H | W | 74-70 | 28-57 |
| 1/19/2011 | H | W | 68-58 | 29-57 |
| 2/9/2011 | A | W | 69-65 | 30-57 |
| 1/18/2012 | A | L | 65-83 | 30-58 |
| 2/11/2012 | H | L | 67-69 | 30-59 |
| 2/27/2013 | H | W | 73-64 | 31-59 |
| 2/18/2014 | H | L | 65-73 | 31-60 |
| 1/15/2015 | A | L | 70-73 (2OT) | 31-61 |
| 2/21/2015 | H | W | 56-48 | 32-61 |
| 1/28/2016 | A | W | 98-90 (2OT) | 33-61 |
| 2/24/2016 | H | L | 61-73 | 33-62 |
| 1/8/2017 | A | W | 77-70 | 34-62 |
| 2/4/2017 | H | W | 84-75 | 35-62 |
| 3/10/2017 | N | W | 70-67 | 36-62 |
| 1/13/2018 | H | W | 78-68 | 37-62 |
| 2/21/2018 | A | L | 77-103 | 37-63 |
| 1/12/2019 | A | W | 76-56 | 38-63 |
| 2/9/2019 | H | W | 89-63 | 39-63 |
| 2/1/2020 | H | W | 76-54 | 40-63 |
| 2/26/2020 | A | W | 73-70 | 41-63 |
| 2/22/2022 | A | W | 84-71 | 42-63 |
| 1/4/2023 | H | W | 73-63 | 43-63 |

Home: 24-27 (Robins Center: 15-10)

Away: 15-33 Neutral: 4-3

LAST MEETING - 1/4/2023

RICHMOND 73, GEORGE WASHINGTON 63

George Washington - 63

Record: 7-8 (1-1)

| NO. | Name | Min | FG | 3P | FT | Rebounds | Fouls | TP | AS | TO | ST | Blocks | +/- |
|---------------|-----------------|---------|-------|------|-----|-----------|----------|----|----|----|----|--------|-----|
| | | | M-A | M-A | M-A | OR DR TOT | PF FD | | | | | BS BA | |
| 4 | Ricky Lindo Jr. | F 25:41 | 5-7 | 2-4 | 0-0 | 0 6 6 | 3 1 12 | 1 | 2 | 2 | 1 | 0 | -10 |
| 13 | Hunter Dean | F 26:15 | 4-4 | 0-0 | 0-0 | 0 3 3 | 4 0 8 | 0 | 0 | 3 | 0 | 0 | -9 |
| 2 | Maximus Edwards | G 33:19 | 3-11 | 1-5 | 0-1 | 3 6 9 | 3 4 7 | 1 | 1 | 0 | 0 | 0 | -12 |
| 10 | Brendan Adams | G 36:56 | 3-13 | 0-8 | 0-0 | 1 2 3 | 3 2 6 | 1 | 0 | 0 | 1 | 0 | -13 |
| 11 | James Bishop | G 39:04 | 9-22 | 1-7 | 6-6 | 1 0 1 | 1 6 25 | 5 | 3 | 0 | 0 | 0 | -10 |
| 3 | Amir Harris | 19:34 | 0-1 | 0-1 | 0-0 | 2 3 5 | 2 1 0 | 0 | 0 | 1 | 1 | 0 | -1 |
| 21 | Noel Brown | 10:51 | 0-1 | 0-0 | 0-0 | 1 0 1 | 4 0 0 | 1 | 1 | 0 | 0 | 0 | 3 |
| 20 | Qwanzi Samuels | 08:20 | 1-2 | 1-1 | 2-2 | 0 2 2 | 1 1 5 | 0 | 0 | 0 | 1 | 0 | 2 |
| Team | | | | | | 0 0 0 | | | | 1 | | | |
| Totals | | | 25-61 | 5-26 | 8-9 | 8 22 30 | 21 15 63 | 9 | 8 | 6 | 4 | 0 | -10 |

Technical Fouls::NONE

| Shooting By Period | | |
|--------------------|-------|-------|
| 1st FG% | 15-29 | 51.7% |
| 3PT% | 3-12 | 25.0% |
| FT% | 6-6 | 100% |
| 2nd FG% | 10-32 | 31.3% |
| 3PT% | 2-14 | 14.3% |
| FT% | 2-3 | 66.7% |
| GM FG% | 25-61 | 41.0% |
| 3PT% | 5-26 | 19.2% |
| FT% | 8-9 | 88.9% |

Dead Ball Rebounds: 0, 1

Richmond - 73

Record: 8-7 (1-1)

| | | | FG | 3P | FT | Rebounds | | | Fouls | TP | AS | TO | ST | Blocks | | +/- | |
|--------|-----------------|---------|-------|------|-------|----------|----|-----|-------|----|----|----|----|--------|----|-----|----|
| NO. | Name | Min | M-A | M-A | M-A | OR | DR | TOT | PF | FD | | | | BS | BA | | |
| 3 | Tyler Burton | F 40:00 | 9-19 | 1-4 | 7-8 | 1 | 6 | 7 | 2 | 6 | 26 | 2 | 1 | 4 | 0 | 1 | 10 |
| 15 | Matt Grace | F 28:08 | 2-4 | 0-0 | 1-1 | 1 | 4 | 5 | 3 | 1 | 5 | 3 | 3 | 1 | 0 | 1 | 13 |
| 32 | Neal Quinn | C 19:42 | 4-6 | 0-0 | 0-2 | 1 | 0 | 1 | 2 | 4 | 8 | 3 | 1 | 0 | 0 | 0 | 0 |
| 1 | Jason Nelson | G 31:49 | 3-8 | 2-5 | 3-4 | 1 | 4 | 5 | 2 | 2 | 11 | 0 | 5 | 1 | 0 | 1 | 14 |
| 22 | Andre Gustavson | G 32:09 | 1-2 | 0-0 | 4-4 | 0 | 4 | 4 | 0 | 2 | 6 | 2 | 0 | 0 | 0 | 0 | 15 |
| 2 | Marcus Randolph | 06:24 | 0-1 | 0-0 | 0-2 | 1 | 0 | 1 | 2 | 1 | 0 | 0 | 1 | 0 | 0 | 0 | -3 |
| 24 | Isaiah Bigelow | 23:10 | 1-3 | 1-2 | 6-6 | 0 | 8 | 8 | 3 | 3 | 9 | 0 | 0 | 0 | 0 | 1 | 6 |
| 11 | Jason Roche | 17:34 | 3-5 | 2-4 | 0-0 | 0 | 3 | 3 | 1 | 2 | 8 | 0 | 0 | 0 | 0 | 0 | -3 |
| 5 | Connor Crabtree | 01:04 | 0-0 | 0-0 | 0-0 | 0 | 0 | 0 | 0 | 0 | 0 | 0 | 0 | 0 | 0 | 0 | -2 |
| Team | | | | | | 0 | | | 0 | 0 | | 0 | | | | | |
| Totals | | | 23-48 | 6-15 | 21-27 | 5 | 29 | 34 | 15 | 21 | 73 | 10 | 11 | 6 | 0 | 4 | 10 |

Technical Fouls::NONE

| Shooting By Period | | |
|--------------------|-------|-------|
| 1st FG% | 12-26 | 46.2% |
| 3PT% | 4-11 | 36.4% |
| FT% | 9-9 | 100% |
| 2nd FG% | 11-22 | 50.0% |
| 3PT% | 2-4 | 50.0% |
| FT% | 12-18 | 66.7% |
| GM FG% | 23-48 | 47.9% |
| 3PT% | 6-15 | 40.0% |
| FT% | 21-27 | 77.8% |

Dead Ball Rebounds: 3, 0

| | GW | RICH | Points from | GW | RICH | Period by Period Scoring | | | | |
|------------------|---------------------------|---------------------------|---------------|----|------|--------------------------|------|-----|-----|----|
| Biggest lead | 5 (1 st 8:21) | 10 (2 nd 0:56) | Turnovers | 10 | 9 | GW | 1st | 2nd | TOT | |
| Best Scoring Run | 9 (1 st 16:10) | 7 (2 nd 13:54) | Paint | 40 | 32 | | 39 | 24 | 63 | |
| Lead Changes | | | Second Chance | 6 | 0 | | RICH | 37 | 36 | 73 |
| Times Tied | | 10 | Fast Breaks | 10 | 9 | | | | | |
| Time with Lead | 12:15 | 20:41 | Bench | 5 | 17 | | | | | |

RICHMOND, Va. – A strong defensive effort in the second half helped Richmond to a 73-63 win over George Washington in the Robins Center Wednesday as the Spiders improved to 8-7 on the season and 1-1 in the Atlantic 10.

Richmond held the Colonials to 24 points on 31 percent (10-32) shooting from the field in the second half after George Washington led 39-37 and made 52 percent (15-29) of its field goals over the game's first 20 minutes.

"We really defended great in the second half," said Spiders Head Coach Chris Mooney. "I've been saying that I think we could be a great defensive team and the second half tonight was another example of that. We made a few adjustments but more importantly we were just able to really focus our defense and make it difficult for GW to score."

"I think it was getting stops on the defensive side," said Spiders forward Isaiah Bigelow as to what allowed the Spiders to separate from the Colonials down the stretch. "Offense wasn't a problem the whole game, but we got to string together a couple of defensive stops and that got our lead up a little bit."

Tyler Burton, who entered the night as the second-leading scorer in the Atlantic 10, led Richmond with 26 points. GW's James Bishop, the A-10's leading scorer, finished with 25 points but was just 3-10 from the field in the second half.

"Our emphasis was to make somebody else beat us," said Bigelow of Bishop. "He started giving the ball up a little more in the late second half and that was our goal."

Burton has scored at least 20 points in five straight games, the longest streak by a Richmond Spider since Justin Harper during the 2010-11 season (also five games).

"He drove the ball so well off of the pass," said Mooney. "He's obviously so quick and gets to the basket so quickly. I thought that was really impressive. He put so much pressure on the rim with him driving in there all night."

But, Mooney added, it was a pass from Burton that impressed him the most Wednesday. "He threw a back-door layup. For me that, was the highlight," said Mooney of Burton's back-door pass to Andre Gustavson for a layup with 9:07 to play.

Richmond is now 7-1 at home this season and has won six straight games vs George Washington, its longest win streak in a series that spans 106 games and 98 years.

GW's largest lead came with 8:21 to play in the opening half, when a 7-0 spurt put the Colonials ahead 25-20. Richmond used a 7-0 run of its own to retake the lead for good early in the second half, when a jumper by Burton, a dunk by Neal Quinn, and a three-pointer from Jason Nelson put UR ahead 48-44 with just under 14 minutes to play.

A three-pointer from Jason Roche with 5:08 remaining was the Spiders last field goal, but Richmond shot 9-10 from the foul line down the stretch to seal the victory.

Nelson finished with 11 points for Richmond, while Isaiah Bigelow added nine points and a team-high eight rebounds.



THE BIG PICTURE

PRESEASON POSITION

The Spiders placed seventh in the Atlantic 10 Preseason Poll, which was released at the conference's media day in Brooklyn, NY on October 13. It is the fourth straight season the Spiders have placed in the top half of the A-10 Preseason Poll, tying UR's longest such streak (2013-16) since the conference eliminated divisions in 2005.

A-10 Men's Basketball Preseason Poll

| | |
|-----------------------|-----|
| 1. Dayton (22) | 428 |
| 2. Saint Louis (7) | 411 |
| 3. VCU | 370 |
| 4. Loyola Chicago | 315 |
| 5. George Mason | 300 |
| 6. Davidson | 294 |
| 7. Richmond | 276 |
| 8. Massachusetts | 228 |
| 9. Rhode Island | 203 |
| 10. St. Bonaventure | 194 |
| 11. Fordham | 119 |
| 12. George Washington | 110 |
| 13. Saint Joseph's | 107 |
| 14. La Salle | 63 |
| 15. Duquesne | 62 |

THE CHAMPS ARE HERE

Richmond is defending its 2022 Atlantic 10 championship, the second A-10 title in program history and first since 2011. The Spiders defeated four teams in four days to win the title at Capital One Arena in Washington, DC last season. UR opened the tournament with a win vs 11-seed Rhode Island (64-59) before knocking off the tournament's top three seeds: 3 VCU (75-64) in the quarterfinals, 2 Dayton (68-64) in the semifinals, and 1 Davidson (64-62) in the championship game.

Graduate student Jacob Gilyard was named the tournament's Most Outstanding Player after averaging 19.8 points, setting a tournament record with 16 steals, and playing all 160 minutes. Grad student Grant Golden (11.8 PPG, 4.8 RPG, 2.0 APG) was also named to the All-Tournament Team.

Matt Grace made the game-winning basket in both the semifinals and the finals. In the semis vs Dayton, Grace hit a three-pointer from the right wing to break a 59-59 tie with 1:40 to play, helping UR complete a 15-point comeback in the 2nd half. In the championship game vs Davidson, Grace's And-1 with 19 seconds to play turned a two-point Richmond deficit into a 1-point UR lead as the Spiders overcame a 6-point deficit in the final 90 seconds of regulation.

NCAA TOURNAMENT EXPERIENCE

Richmond was a 12 seed in the 2022 NCAA Tournament and drew 5 seed Iowa, the Big Ten champions, in the first round at KeyBank Arena in Buffalo, NY. The Spiders upset the Hawkeyes 67-63 behind a game-high 24 points from Jacob Gilyard and 18 points and 11 rebounds from Tyler Burton.

It was Richmond's ninth NCAA Tournament win when seeded 12th or higher, more than twice as many as any other school in the nation. UR also improved to a perfect 4-0 when facing 5 seeds in the NCAA Tournament.

It was Richmond's 24th win of the season, tied for the fourth-most in a season in program history. UR fell to 4 seed Providence in the second round.

MOONEY EXTENSION

The NCAA Tournament win vs Iowa was UR's 27th vs a power-conference opponent and 15th vs a top-25 team during Chris Mooney's tenure, giving Mooney half of the wins vs ranked opponents in school history (15 of 30).

Richmond announced a three-year contract extension with Mooney in June, keeping him under contract with the Spiders through the 2026-27 season.

At Richmond, Mooney owns program records for most total wins (312 entering 2022-23), most wins in a season (29 in 2010-11), most conference wins in a season (14 in 2019-20), highest NCAA Tournament seed (7th in 2010), higher NIT seed (1st overall in 2015), and highest A-10 Championship seed (2nd in 2010).

Mooney is one of 11 coaches ever to win multiple A-10 championships, and his two A-10 titles are tied for the fifth-most of any coach in conference history. Mooney and Mark Schmidt (St. Bonaventure) are the only active A-10 coaches with multiple conference championships, and Richmond and Saint Louis are the only A-10 schools with multiple A-10 titles and three or more NCAA Tournament wins during Mooney's tenure at UR (since 2005-06).

2022-23 is Mooney's 18th season with Richmond. The only coaches in A-10 history with a longer tenure at a single school are John Chaney (24 seasons at Temple) and Phil Martelli (24 seasons at Saint Joseph's).

FUTURE PRO

Tyler Burton, Richmond's leading scorer and rebounder last season, announced he was withdrawing from the NBA Draft to return to Richmond for his senior season on June 1.

Burton, who originally declared for the draft on April 6, participated in the NBA G League Elite Camp and worked out for 10 NBA teams last spring.

Burton was a Second Team All-Atlantic 10 pick and a First Team NABC All-Conference selection last season as he led Richmond with 16.1 points and 7.7 rebounds per game.

TRANSFERS

After accepting just seven incoming transfers during his first 17 years at Richmond, Chris Mooney brought in three transfers this offseason to replenish the Richmond roster.

Neal Quinn signed with UR on April 14, choosing the Spiders over Pitt, Penn State, Virginia Tech, and Loyola Chicago. He was Second Team All-Patriot League at Lafayette last season, leading the Panthers in points (14.7 PPG), rebounds (7.4 RPG), assists (4.0 APG, second in Patriot League), and field goal pct (54.5, led Patriot League).

Isaiah Bigelow signed with the Spiders on April 15. The Wofford graduate averaged 8.3 points and 5.5 rebounds for the Terriers last season.

Jason Roche signed with the Spiders on April 26 after entertaining offers from Missouri, Pitt, Kansas State, and St. Bonaventure after entering the transfer portal. Roche was the Southern Conference Rookie of the Year at Citadel last season. He made 110 three-pointers (ninth in D-I, first among freshmen) and led the SoCon with 36.2 minutes per game.

Quinn and Bigelow have two years of eligibility remaining, while Roche has three.

NEW BENCH

Richmond's three assistant coaches are all in their first year in that role with the Spiders.

David Boyden is a Richmond native who brings nearly 20 years of college coaching experience to UR. He was an assistant at UNCG last season following five seasons as an assistant at Radford.

Will Gipe was promoted to assistant coach after spending six years on the Richmond staff, including the three as the Director of Program Development. Gipe, 28, was the A-10's second-youngest assistant coach at the time of his promotion.

THE LAST TIME

TEAM

Ranked in AP Top 25: 12/7/20 | #19 (highest since 1957)
Defeated Top 10 Team: 11/29/20 | #10 Kentucky, 76-64 (road)
Defeated Top 25 Team: 3/17/22 | #16 Iowa, 67-63 (neutral)
Defeated Top 25 Team, Home: 2/25/15 | #22 VCU, 67-63
Defeated Top 25 Team, Away: 11/29/20 | #10 Kentucky, 76-64
Defeated Top 25 Team, Neutral: 3/17/22 | #16 Iowa, 67-63
Scored 90+: 11/14/22 | at Charleston, L 92-90 (OT)
Scored 100+: 11/8/19 | vs Saint Francis, W 100-98 (OT)
Allowed Less Than 50: 12/13/22 | vs FDU, W 77-48
Allowed Less Than 40: 11/12/10 | vs Citadel, W 79-37
Double-digit comeback win: 2/5/23 | vs Fordham, W 68-58 (11)
Shot Over 60% FG: 12/1/21 | at Wofford, W 73-64 (62.2)
Held Opp Under 35% FG: 12/13/22 | vs FDU, W 77-48 (31.1)
Allowed Fewer 10 pts, half: 12/13/22 | vs FDU, W 77-48 (9 - 1st)
Made 15+ 3PT FG: 11/16/21 | vs Georgia St, W 94-78 (16)
Made 0 3PT FG: 1/25/16 | vs Davidson, L 78-70 (0-15)
Made 35+ FT: 2/6/93 | vs UNCW, W 91-69 (36)
50+ Rebounds: 3/6/20 | at Duquesne, W 73-62 (50)
25+ Assists: 11/22/21 | vs Hofstra, W 81-68 (26)
15+ Blocks: 1/13/10 | vs UMass, W 70-63 (17, SR)
15+ Steals: 11/18/12 | at Minn, L 72-57 (15)
3 or fewer turnovers: 12/1/18 | vs Wake Forest, W 84-74 (3)

INDIVIDUAL

6+ players in double digit scoring: 3/18/15 | vs SFBK, W 84-74
3 players, 20+ pts: 11/14/19 | vs Vanderbilt |
Jacob Gilyard (26), Blake Francis (24), Nathan Cayo (20)
2 players, 25+ pts: 1/28/17 vs Duquesne
(T.J. Cline 34, ShawnDre' Jones 30)
Scored 50+ pts: Bob McCurdy (53) vs Appalachian St, 2/26/75
Scored 40-49: Bob McCurdy (46) vs West Virginia, 2/17/75
Scored 35-39: Tyler Burton (38) at Charleston, 11/14/22
Scored 30-34: Jacob Gilyard (32) vs VCU, 3/11/22
Scored 25-29: Tyler Burton (26) vs GW, 1/4/23
Made 6+ 3PT FG: Tyler Burton vs Bucknell, 12/21/22 (6-6)
Made 15+ FT: Terry Allen (17) vs Cal, 11/27/15
Had 25+ Reb: George Grodzicki (25) vs GW, 12/6/61
Had 15+ Reb: Tyler Burton (15) vs Syracuse, 11/21/22
2 players w/ 10+ reb: Burton (12), Cayo (11), & Golden (10) at SLU, 1/2/22
Had 15+ assists: Greg Beckwith (16) vs Navy, 2/25/86
Had 10+ assists: Jacob Gilyard (11) at George Mason, 2/9/22
Had 5+ steals: Tyler Burton (5) at Davidson, 1/11/23
Had 5+ blocks: Grant Golden (6) vs George Mason, 2/27/19
Multiple players with double-double: Gilyard (17 Pts 10 Ast) & Burton (12 Pts 13 Reb) vs UMass, 1/5/22
Triple-Double: T.J. Cline (19 pts 11 reb 12 assists) vs SLU, 3/4/17

SPIDERS W-L WHEN ...

| | OVERALL | ATLANTIC 10 |
|--------------------------|---------|-------------|
| Scores 60 or more | 12-8 | 5-5 |
| Scores 70 or more | 6-3 | 2-1 |
| Scores 80 or more | 3-1 | -- |
| Scores under 60 | 0-4 | 0-1 |
| Allows under 60 | 8-2 | 3-0 |
| Allows under 70 | 10-4 | 4-2 |
| Allows 70 or more | 2-8 | 1-4 |
| Decided by 5 or less | 2-6 | 2-2 |
| Leading/tied, 5 min left | 11-3 | 4-1 |
| Trailing, 5 min left | 1-9 | 1-5 |
| Leading/tied, half | 9-3 | 2-3 |
| Trailing, half | 3-9 | 3-3 |
| Higher FG pct | 11-1 | 4-1 |
| Lower/Same FG pct | 1-11 | 1-5 |
| FG pct over 50 | 2-0 | -- |
| FG pct under 40 | 0-6 | 0-4 |
| Outrebounded opponent | 8-2 | 3-1 |
| Outrebounded by opponent | 3-10 | 1-5 |
| Fewer/same turnovers | 7-5 | 3-3 |
| More turnovers | 5-7 | 2-3 |
| Fewer/same assists | 4-7 | 3-4 |
| More assists | 8-5 | 2-2 |
| Day (before 5p) | 2-3 | 1-3 |
| Night (5p or later) | 10-9 | 4-3 |
| White jersey | 11-5 | 4-2 |
| Blue jersey | 1-7 | 1-4 |
| Red jersey | -- | -- |

THE BIG PICTURE

Peter Thomas returns to Richmond after originally serving as the team's Director of Basketball Operations from 2008 to 2013. Thomas, a Spiders captain as a senior in 2006-07, spent the previous nine seasons at Campbell, including the last five as associate head coach.

From last year's staff, Kevin Hovde is an assistant at Florida, Maurice Joseph is an assistant at Butler, and Rob Jones is associate head coach at Liberty.

VOICE OF THE SPIDERS

For the 40th straight season, Bob Black is handling play-by-play duties for Spider men's basketball broadcasts. Black also hosts an afternoon show on ESPN Richmond, the Spiders radio rights-holder.

Black is teamed with analyst Greg Beckwith, a member of the Richmond Athletics Hall of Fame who is second on UR's career assists and steals lists.

In addition to doing the ESPN Richmond radio broadcast for all Robins Center games on national TV, Black and Beckwith anchor the SpiderTV broadcast for all of Richmond's home games on regional TV. Those broadcasts are produced and directed by Richmond Athletics Video Specialist Blake Ellett.

WHO'S BACK, WHO'S NOT

With six players electing to use their additional year of COVID-19 eligibility to return to Richmond last season, the Spiders roster swelled to 20 players. With the eligibility of those six players expiring and two players leaving via transfer, UR's roster is at 16 players for 2022-23.

| Richmond Entering This Season | | |
|-------------------------------|-----------|-----------|
| | Returning | Departing |
| Minutes | 39% | 61% |
| Points | 37% | 63% |
| Rebounds | 44% | 56% |
| Assists | 23% | 77% |
| Steals | 36% | 64% |
| Blocks | 51% | 49% |

GILYARD, GOLDEN GO OUT ON TOP

Among the eight players not returning from the 2021-22 team are four of the top 25 scorers in program history: Nathan Cayo (1,385 points), Nick Sherod (1,415 points), Jacob Gilyard (2,039 points), and Grant Golden (2,236 points).

Gilyard and Golden combined for eight A-10 All-Conference selections during their Richmond careers and are both among the school's all-time leaders in games played, points, and assists.

| All-Time Richmond Rivals | | |
|--------------------------|---------------|--------------|
| | Jacob Gilyard | Grant Golden |
| Games | 3rd | 1st |
| Points | 5th | 2nd |
| Assists | 1st | 4th |
| Field Goals | 6th | 2nd |

Golden also ranks third on Richmond's career rebounding list and is eighth in blocks.

Gilyard holds the NCAA D-I record for career steals (466), the A-10 record for career assists (782), and UR record for career three-pointers (332). Over the previous five seasons, Gilyard played 5,747 minutes for Richmond, over 500 more minutes than any other player in D-I over that span.

Following last season, Gilyard was given the Men's Basketball Senior CLASS Award, given to one senior or graduate student in recognition of his achievements in competition, character, the classroom, and one's community.

OFFENSIVE FLOW

Richmond runs a fast-paced offensive system that requires every player on the court to handle the ball, pass, and cut -- often on the same possession.

The Richmond offense embodies the concept of "position-less basketball." While shorter players will begin most possessions further away from the basket and taller players will begin most possessions on the wing or in the paint, they will rarely end up anywhere near where they started. Possessions are a frenzy of back-door cuts, entry passes to the high and low post, screens both on the ball and off the ball that, ideally, lead to an open high-percentage shot at the rim or from three-point range.

The Spiders excel at taking care of the ball, and have ranked in the top 25 in the nation in fewest turnovers per game in each of the previous four seasons (including ninth in 2021-22). Richmond has also ranked in the top 25 in D-I in assist-to-turnover ratio in each of the previous four seasons (including 16th in 2021-22) and in seven of the last eight seasons.

Richmond D-I Ranks

| | TO PG | Asst-TO Ratio |
|---------|-------|---------------|
| 2021-22 | 9th | 16th |
| 2020-21 | 11th | 23rd |
| 2019-20 | 21st | 9th |
| 2018-19 | 11th | 7th |

MAN-TO-MAN 'D'

Richmond has played almost exclusively man-to-man defense in each of the previous three seasons after mostly relying on a match-up zone scheme for many years. Playing man-to-man, Richmond has ranked among D-I's top 100 defenses via KenPom's defensive efficiency metric in each of the previous three seasons (including 94th in 2021-22) after finishing outside the top 200 in 2017-18 (234th) and 2018-19 (287th).

ATTENDANCE OVERLOAD

Richmond men's basketball's average attendance during the 2021-22 season ranked 78th across Division I, marking the first time the Spiders have finished in the top 80 in the nation since 1992-93. An average crowd of 6,072 attended Richmond's 15 home games last season.

Only two Atlantic 10 schools, Dayton and VCU, played in front of larger crowds than the Spiders in 2021-22. It's the first time Richmond has finished in the top three in the conference in attendance since 2017-18.

With a total enrollment of 4,002 last year, Richmond was the smallest school in the nation to average at least 6,000 fans in 2021-22, the 50th season of basketball at UR's Robins Center.

CLASS OF 2023

Richmond signed a pair of highly-recruited high school seniors in November.

Point guard Trevor Smith of Woodside High is the No. 4 recruit in the state of Virginia, according to 247 Sports' composite rankings. A top-200 national prospect and a top-30 national point guard recruit, Smith is Richmond's highest-rated recruit on record. His father Tim is the all-time leading scorer at East Tennessee State, totaling 2,300 points for the Buccaneers during his career.

Collin Tanner is a 6'6" guard from Creedmor, N.C. who preps at Combine Academy. He is the fifth-ranked recruit in North Carolina's Class of 2023, according to HoopSeen.com, and chose UR from a group of more than 10 Division I offers.

BIG GAMES

20-POINT GAMES

| NAME | CAREER | LAST |
|----------------|--------------------|-------------------------------|
| Tyler Burton | 23 | 22 (St. Bonaventure, 2/1/22) |
| Neal Quinn | 7 (7 at Lafayette) | 20 (Holy Cross, 2/21/22) |
| Jason Roche | 7 (7 at Citadel) | 23 (Citadel, 2/10/22) |
| Matt Grace | 2 | 21 (Fordham, 2/5/23) |
| Jason Nelson | 1 | 21 (UNI, 11/11/22) |
| Isaiah Bigelow | 1 (1 at Wofford) | 28 (No. Greenville, 12/13/19) |

DOUBLE-FIGURE SCORING GAMES

| NAME | CAREER | LAST |
|-----------------|----------------------|-------------------------------|
| Tyler Burton | 74 | 18 (Fordham, 2/5/23) |
| Neal Quinn | 47 (38 at Lafayette) | 10 (St. Bona, 2/1/22) |
| Isaiah Bigelow | 29 (19 at Wofford) | 19 (Dayton, 1/28/23) |
| Jason Roche | 23 (19 at Citadel) | 16 (Coppin St, 12/28/22) |
| Matt Grace | 11 | 21 (Fordham, 2/5/23) |
| Andre Gustavson | 11 | 10 (Toledo, 11/30/22) |
| Jason Nelson | 9 | 16 (Davidson, 1/11/23) |
| Dji Bailey | 1 | 10 (Mississippi St, 11/27/21) |

DOUBLE-FIGURE REBOUNDING GAMES

| NAME | CAREER | LAST |
|----------------|--------------------|-----------------------|
| Tyler Burton | 22 | 10 (UMass, 1/25/23) |
| Neal Quinn | 7 (7 at Lafayette) | 10 (American, 2/2/22) |
| Isaiah Bigelow | 5 (4 at Wofford) | 12 (GMU, 12/31/22) |

DOUBLE-FIGURE ASSIST GAMES

| NAME | CAREER | LAST |
|-----------------|--------------------|---------------------------|
| Neal Quinn | 1 (1 at Lafayette) | 10 (NJIT, 12/5/21) |
| Andre Gustavson | 1 | 10 (Georgetown, 11/28/18) |

DOUBLE-DOUBLES

| NAME | CAREER | LAST |
|----------------|--------------------|--------------------------|
| Tyler Burton | 21 | 20 Pts 10 Reb (1/25/23) |
| Neal Quinn | 7 (7 at Lafayette) | 22 Pts 10 Reb (2/2/22) |
| Isaiah Bigelow | 2 (1 at Wofford) | 16 Pts 11 Reb (11/17/22) |

SPIDERS IN OVERTIME

All-Time Record: 79-56
 2022-23 OT Record: 0-2
 Last OT Game: L vs Syracuse, 74-71, 11/21/22
 Last OT Win: W vs Vanderbilt, 93-92, 11/14/19
 Last OT Loss: L vs Syracuse, 74-71, 11/21/22
 Double OT Record: 12-11
 Last 2OT Game: W at GW, 98-90, 1/28/16
 Triple OT Record: 8-1
 Last 3OT Game: L, vs. Saint Louis, 85-72, 2/8/09
 Home OT Record: 42-20
 Last Home OT Game: W vs Vanderbilt, 93-92, 11/14/19
 Road OT Record: 27-31
 Last Road OT Game: L at Charleston, 92-90, 11/14/22
 Neutral OT Record: 10-5
 Last Neutral OT Game: L vs Syracuse, 74-71, 11/21/22

SPIDERS BY THE NUMBERS

- 10 NCAA Tournament Appearances
- 7 Conference Championships
- 9 NCAA Tournament Wins/2 Sweet Sixteens
- 9 NCAA tourney wins when seeded 12th or higher (more than twice as many as any other school)
- 1st 15-seed to beat a 2-seed (1991 vs Syracuse)
- 27 Professional Players under Chris Mooney
- 15 Wins over Top 25 since 2008



WHERE THE SPIDERS DWELL

ROBINS CENTER

Built in 1972 through the generosity of the E. Claiborne Robins family, the Robins Center is in its 51st season as one of the premier small-school college basketball arenas in the nation.

In its 50th season in 2021-2022, an average crowd of 6,072 attended Richmond's home games, which ranked 78th across Division I and marked the first time the Spiders have finished in the top 80 in average attendance in the nation since 1992-93. That year, an average crowd of 7,214 attended UR home games during legendary coach Dick Tarrant's final season.

Only two Atlantic 10 schools, Dayton and VCU, played in front of larger crowds than the Spiders in 2021-22. With a total enrollment of 4,002, Richmond was the smallest school in the nation to average at least 6,000 fans in 2021-22, the 50th season of basketball at UR's Robins Center.

The facility is much more than a basketball arena, however. The Robins Center has been home to addresses by world leaders, University commencements, WTA Tour events, track competitions, water polo matches, concerts, a 1992 Presidential Debate, and more.

Renovations to the lower level of the building in 2018 resulted in the creation of the Blandford-Everett Student-Athlete Performance Center, which provides Richmond's student-athletes with the latest strength and conditioning equipment, access to a nutrition fueling center, and a state-of-the-art sports medicine facility.

The arena underwent a \$17 million renovation in 2013 that revamped the lighting system and installed four 33' x 15' video boards in the corner sections. The renovation also reduced the arena's capacity from more than 9,000 to its current 7,201.

QUEALLY ATHLETICS CENTER

The Queally Athletics Center is the everyday home of Spiders basketball.

Opened in October 2020 following 18 months of construction, the \$15 million practice facility's centerpiece is the Breed Family Practice Court. The gym includes a replica of the Robins Center court plus two additional half-courts and two more retractable baskets on the sidelines of the main court, for a total of six in the facility. Steps from the court is a 20-seat theater that allows for instant review of practice film and diagramming of offensive and defensive schemes.

The Boggs Strength and Conditioning Room, used exclusively by the men's and women's basketball teams, abuts the court's endline and is separated only by a pair of see-through retractable overhead doors. A six-table Sports Medicine suite, a hydrotherapy room with two pools, and the Bugg Fueling Station all border the strength and conditioning area and form the Ball Family Training Center.

Locker rooms and lounges for the men's and women's teams are also located on the ground floor, while the second floor includes Spider Hall, the main entrance to the Queally Athletics Center. The space, which serves to engage fans and alumni in celebration of the proud tradition of Richmond Athletics, features a giant video board as well as entrances to Millhiser Gymnasium and the University's new Student Well-Being Center, which are both adjacent to the QAC.

Head coach Chris Mooney believes that the facility will have a tremendous impact on his team. "The Queally Athletic Center will transform our entire basketball program. Our student-athletes will utilize the amenities of the physical structure each and everyday as prospective Spiders see the facility and anticipate their future at Richmond," said Mooney.

The facility is named for 1986 alumni Paul and Anne-Marie Queally, longtime supporters of the University of Richmond who contributed a \$7.5 million lead gift to launch the fundraising efforts for the new center.

MILLHISER GYMNASIUM (MILL-high-zer)

As it enters its second century, one of the most historic and celebrated buildings on the University of Richmond campus has been completely renovated and now houses the Millhiser Student-Athlete Development Center and offices for both the men's basketball and women's basketball staffs.

The newest version of Millhiser Gymnasium opened in fall 2020 after being refurbished as part of the University's construction of the Queally Athletics Center and the Student Well-Being Center. A mezzanine level was installed to provide office suites for Richmond's basketball programs while the first floor, which still includes the historic gymnasium court surface, is the site of the Student-Athlete Development Center. The Center includes study and meeting spaces for Richmond's student-athletes as well as offices for Richmond Athletics' Academic Services and Leadership Development departments.


Millhiser's entry hall includes a restored classroom that overlooks the Queally Athletic Center's practice court and a recruiting room with end-zone views of Robins Stadium.

As part of Richmond's commitment to a sensitive restoration of the facility, many of Millhiser's iconic arched windows, which had been bricked in for decades, were re-opened.

Millhiser Gymnasium opened in 1921 and was Richmond's home court between 1922 and 1946.



| | |
|-----------------------------------|----------------------------|
| Capacity | 7,201 |
| Season | 51st |
| 1st Game | 12/3/1972 (L vs Maryland) |
| All-Time Record | 486-240 (10-3 this season) |
| 2021-22 Average Attendance | 6,072 (+71) |
| 2021-22 D-I Attendance Rank | 78th (best since 1992-93) |
| 2022-23 Sellouts | 3 (Duquesne, VCU, Fordham) |
| Most Home Wins In A Season | 16 (2014-15) |



TEAM GAME-BY-GAME

| | | | Total | | 3-Pointers | | Free throws | | Rebounds | | | | | | | | | | | | | | | |
|-----------------------|------------|-------|--------|----------|------------|---------|-------------|---------|----------|-----|-----|-----|------|-----|-----|-----|-----|-----|------|------|--|--|--|--|
| Opponent | Date | Score | FG-FGA | PCT | 3FG-3FGA | PCT | FT-FTA | PCT | OFF | DEF | TOT | AVG | PF | A | TO | BLK | STL | PTS | AVG | | | | | |
| VMI | 11/07/2022 | 69-48 | W | 23-51 | .451 | 7-28 | .250 | 16-29 | .552 | 9 | 35 | 44 | 44.0 | 16 | 13 | 10 | 5 | 5 | 69 | 69.0 | | | | |
| UNI | 11/11/2022 | 68-55 | W | 24-53 | .453 | 8-27 | .296 | 12-15 | .800 | 6 | 32 | 38 | 41.0 | 12 | 10 | 11 | 4 | 4 | 68 | 68.5 | | | | |
| at Col. of Charleston | 11/14/2022 | 90-92 | Lot | 28-63 | .444 | 11-26 | .423 | 23-27 | .852 | 8 | 30 | 38 | 40.0 | 19 | 13 | 15 | 3 | 7 | 90 | 75.7 | | | | |
| Wichita St. | 11/17/2022 | 53-56 | L | 20-53 | .377 | 8-29 | .276 | 5-7 | .714 | 7 | 22 | 29 | 37.3 | 17 | 13 | 13 | 1 | 6 | 53 | 70.0 | | | | |
| vs Syracuse | 11/21/2022 | 71-74 | Lot | 27-66 | .409 | 13-31 | .419 | 4-9 | .444 | 20 | 24 | 44 | 38.6 | 12 | 16 | 18 | 0 | 5 | 71 | 70.2 | | | | |
| vs Temple | 11/22/2022 | 61-49 | W | 23-53 | .434 | 7-19 | .368 | 8-12 | .667 | 9 | 23 | 32 | 37.5 | 11 | 13 | 10 | 3 | 8 | 61 | 68.7 | | | | |
| at Toledo | 11/30/2022 | 67-90 | L | 21-58 | .362 | 11-27 | .407 | 14-20 | .700 | 9 | 22 | 31 | 36.6 | 20 | 13 | 13 | 3 | 7 | 67 | 68.4 | | | | |
| at William & Mary | 12/03/2022 | 57-58 | L | 21-52 | .404 | 9-24 | .375 | 6-7 | .857 | 6 | 21 | 27 | 35.4 | 10 | 14 | 11 | 7 | 5 | 57 | 67.0 | | | | |
| Drake | 12/10/2022 | 82-52 | W | 30-55 | .545 | 5-18 | .278 | 17-22 | .773 | 3 | 38 | 41 | 36.0 | 19 | 9 | 15 | 2 | 7 | 82 | 68.7 | | | | |
| Fairleigh Dickinson | 12/13/2022 | 77-48 | W | 29-55 | .527 | 13-31 | .419 | 6-7 | .857 | 5 | 34 | 39 | 36.3 | 6 | 19 | 14 | 4 | 5 | 77 | 69.5 | | | | |
| vs Clemson | 12/17/2022 | 57-85 | L | 21-51 | .412 | 7-22 | .318 | 8-15 | .533 | 3 | 26 | 29 | 35.6 | 15 | 9 | 15 | 2 | 5 | 57 | 68.4 | | | | |
| Bucknell | 12/21/2022 | 81-71 | W | 30-60 | .500 | 14-26 | .538 | 7-9 | .778 | 5 | 19 | 24 | 34.7 | 14 | 17 | 6 | 1 | 6 | 81 | 69.4 | | | | |
| Coppin St. | 12/28/2022 | 83-65 | W | 27-54 | .500 | 11-28 | .393 | 18-24 | .750 | 5 | 28 | 33 | 34.5 | 13 | 19 | 9 | 2 | 8 | 83 | 70.5 | | | | |
| at George Mason | 12/31/2022 | 58-62 | L | 22-55 | .400 | 6-21 | .286 | 8-16 | .500 | 10 | 25 | 35 | 34.6 | 21 | 8 | 10 | 0 | 6 | 58 | 69.6 | | | | |
| George Washington | 01/04/2023 | 73-63 | W | 23-48 | .479 | 6-15 | .400 | 21-27 | .778 | 5 | 29 | 34 | 34.5 | 15 | 10 | 11 | 0 | 6 | 73 | 69.8 | | | | |
| Duquesne | 01/07/2023 | 75-73 | W | 24-57 | .421 | 7-25 | .280 | 20-30 | .667 | 14 | 23 | 37 | 34.7 | 16 | 14 | 7 | 1 | 2 | 75 | 70.1 | | | | |
| at Davidson | 01/11/2023 | 61-57 | W | 20-45 | .444 | 9-27 | .333 | 12-19 | .632 | 3 | 32 | 35 | 34.7 | 11 | 12 | 13 | 3 | 6 | 61 | 69.6 | | | | |
| at St. Bonaventure | 01/14/2023 | 63-71 | L | 19-50 | .380 | 8-28 | .286 | 17-21 | .810 | 6 | 26 | 32 | 34.6 | 20 | 12 | 15 | 3 | 4 | 63 | 69.2 | | | | |
| Rhode Island | 01/17/2023 | 64-57 | W | 24-55 | .436 | 4-19 | .211 | 12-14 | .857 | 8 | 28 | 36 | 34.6 | 9 | 5 | 11 | 4 | 8 | 64 | 68.9 | | | | |
| VCU | 01/20/2023 | 62-74 | L | 19-51 | .373 | 7-25 | .280 | 17-21 | .810 | 6 | 21 | 27 | 34.3 | 17 | 10 | 16 | 4 | 8 | 62 | 68.6 | | | | |
| at Massachusetts | 01/25/2023 | 76-85 | L | 22-57 | .386 | 11-30 | .367 | 21-25 | .840 | 8 | 24 | 32 | 34.1 | 20 | 15 | 8 | 0 | 5 | 76 | 69.0 | | | | |
| at Dayton | 01/28/2023 | 60-86 | L | 26-60 | .433 | 4-18 | .222 | 4-5 | .800 | 6 | 20 | 26 | 33.8 | 5 | 12 | 9 | 0 | 3 | 60 | 68.5 | | | | |
| St. Bonaventure | 02/01/2023 | 62-66 | L | 18-48 | .375 | 5-24 | .208 | 21-22 | .955 | 4 | 25 | 29 | 33.6 | 18 | 11 | 12 | 3 | 5 | 62 | 68.3 | | | | |
| Fordham | 02/05/2023 | 68-58 | W | 20-43 | .465 | 6-12 | .500 | 22-28 | .786 | 4 | 25 | 29 | 33.4 | 18 | 5 | 13 | 2 | 5 | 68 | 68.3 | | | | |
| Total | | 1638 | | 561-1293 | .434 | 197-580 | .340 | 319-431 | .740 | 169 | 632 | 801 | 33.4 | 354 | 292 | 285 | 57 | 136 | 1638 | 68.3 | | | | |
| Opponents | | 1595 | | 573-1367 | .419 | 187-563 | .332 | 262-363 | .722 | 201 | 612 | 813 | 33.9 | 419 | 282 | 271 | 75 | 149 | 1595 | 66.5 | | | | |

Richmond Averages

| Games Played | Points/ game | FG Pct | 3FG Pct | FT Pct | Rebounds/ game | Assists/ game | Turnovers/ game | Assist/Turnover ratio | Steals/ game | Blocks/ game |
|--------------|--------------|--------|---------|--------|----------------|---------------|-----------------|-----------------------|--------------|--------------|
| 24 | 68.3 | 43.4 | 34.0 | 74.0 | 33.4 | 12.2 | 11.9 | 1.0 | 5.7 | 2.4 |

OPPONENT GAME-BY-GAME

| Opponent | Date | Score | W | Total | | 3-Pointers | | Free throws | | Rebounds | | | | | | | | | | | |
|-----------------------|------------|-------|-----|----------|------|------------|------|-------------|-------|----------|-----|-----|------|-----|-----|-----|-----|-----|------|------|--|
| | | | | FG-FGA | PCT | 3FG-3FGA | PCT | FT-FTA | PCT | OFF | DEF | TOT | AVG | PF | A | TO | BLK | STL | PTS | AVG | |
| VMI | 11/07/2022 | 69-48 | W | 16-64 | .250 | 7-33 | .212 | 9-14 | .643 | 15 | 24 | 39 | 39.0 | 25 | 6 | 12 | 1 | 2 | 48 | 48.0 | |
| UNI | 11/11/2022 | 68-55 | W | 20-61 | .328 | 3-22 | .136 | 12-17 | .706 | 11 | 25 | 36 | 37.5 | 15 | 5 | 8 | 2 | 7 | 55 | 51.5 | |
| at Col. of Charleston | 11/14/2022 | 90-92 | Lot | 32-72 | .444 | 10-35 | .286 | 18-24 | .750 | 14 | 27 | 41 | 38.7 | 23 | 17 | 13 | 7 | 11 | 92 | 65.0 | |
| Wichita St. | 11/17/2022 | 53-56 | L | 20-48 | .417 | 4-17 | .235 | 12-18 | .667 | 9 | 27 | 36 | 38.0 | 13 | 6 | 13 | 1 | 8 | 56 | 62.8 | |
| vs Syracuse | 11/21/2022 | 71-74 | Lot | 30-63 | .476 | 7-18 | .389 | 7-11 | .636 | 9 | 18 | 27 | 35.8 | 12 | 11 | 6 | 9 | 10 | 74 | 65.0 | |
| vs Temple | 11/22/2022 | 61-49 | W | 18-49 | .367 | 10-27 | .370 | 3-7 | .429 | 9 | 24 | 33 | 35.3 | 18 | 15 | 16 | 5 | 1 | 49 | 62.3 | |
| at Toledo | 11/30/2022 | 67-90 | L | 31-63 | .492 | 9-22 | .409 | 19-23 | .826 | 10 | 33 | 43 | 36.4 | 18 | 19 | 9 | 4 | 11 | 90 | 66.3 | |
| at William & Mary | 12/03/2022 | 57-58 | L | 23-51 | .451 | 9-21 | .429 | 3-4 | .750 | 6 | 24 | 30 | 35.6 | 12 | 13 | 14 | 1 | 6 | 58 | 65.3 | |
| Drake | 12/10/2022 | 82-52 | W | 18-56 | .321 | 3-21 | .143 | 13-18 | .722 | 4 | 24 | 28 | 34.8 | 21 | 5 | 13 | 3 | 6 | 52 | 63.8 | |
| Fairleigh Dickinson | 12/13/2022 | 77-48 | W | 19-61 | .311 | 7-27 | .259 | 3-4 | .750 | 8 | 21 | 29 | 34.2 | 13 | 12 | 11 | 0 | 10 | 48 | 62.2 | |
| vs Clemson | 12/17/2022 | 57-85 | L | 32-66 | .485 | 12-26 | .462 | 9-13 | .692 | 12 | 28 | 40 | 34.7 | 13 | 20 | 8 | 5 | 9 | 85 | 64.3 | |
| Bucknell | 12/21/2022 | 81-71 | W | 25-51 | .490 | 11-23 | .478 | 10-18 | .556 | 8 | 25 | 33 | 34.6 | 13 | 13 | 15 | 3 | 3 | 71 | 64.8 | |
| Coppin St. | 12/28/2022 | 83-65 | W | 24-54 | .444 | 8-22 | .364 | 9-13 | .692 | 4 | 24 | 28 | 34.1 | 22 | 8 | 13 | 0 | 4 | 65 | 64.8 | |
| at George Mason | 12/31/2022 | 58-62 | L | 22-45 | .489 | 3-16 | .188 | 15-27 | .556 | 5 | 29 | 34 | 34.1 | 17 | 9 | 10 | 3 | 5 | 62 | 64.6 | |
| George Washington | 01/04/2023 | 73-63 | W | 25-61 | .410 | 5-26 | .192 | 8-9 | .889 | 8 | 22 | 30 | 33.8 | 21 | 9 | 8 | 4 | 6 | 63 | 64.5 | |
| Duquesne | 01/07/2023 | 75-73 | W | 27-62 | .435 | 11-31 | .355 | 8-9 | .889 | 11 | 25 | 36 | 33.9 | 25 | 14 | 10 | 2 | 2 | 73 | 65.1 | |
| at Davidson | 01/11/2023 | 61-57 | W | 20-56 | .357 | 7-27 | .259 | 10-14 | .714 | 7 | 28 | 35 | 34.0 | 16 | 10 | 9 | 1 | 5 | 57 | 64.6 | |
| at St. Bonaventure | 01/14/2023 | 63-71 | L | 22-58 | .379 | 8-21 | .381 | 19-23 | .826 | 8 | 26 | 34 | 34.0 | 18 | 7 | 8 | 3 | 6 | 71 | 64.9 | |
| Rhode Island | 01/17/2023 | 64-57 | W | 21-54 | .389 | 8-22 | .364 | 7-8 | .875 | 5 | 24 | 29 | 33.7 | 16 | 10 | 14 | 5 | 6 | 57 | 64.5 | |
| VCU | 01/20/2023 | 62-74 | L | 26-55 | .473 | 8-22 | .364 | 14-17 | .824 | 9 | 28 | 37 | 33.9 | 19 | 13 | 18 | 4 | 10 | 74 | 65.0 | |
| at Massachusetts | 01/25/2023 | 76-85 | L | 25-58 | .431 | 11-23 | .478 | 24-28 | .857 | 10 | 29 | 39 | 34.1 | 20 | 18 | 7 | 4 | 3 | 85 | 66.0 | |
| at Dayton | 01/28/2023 | 60-86 | L | 34-60 | .567 | 14-27 | .519 | 4-4 | 1.000 | 5 | 28 | 33 | 34.1 | 10 | 25 | 8 | 3 | 5 | 86 | 66.8 | |
| St. Bonaventure | 02/01/2023 | 62-66 | L | 22-47 | .468 | 8-16 | .500 | 14-22 | .636 | 5 | 27 | 32 | 34.0 | 15 | 10 | 14 | 3 | 5 | 66 | 66.6 | |
| Fordham | 02/05/2023 | 68-58 | W | 21-52 | .404 | 4-18 | .222 | 12-18 | .667 | 9 | 22 | 31 | 33.9 | 24 | 7 | 14 | 2 | 8 | 58 | 66.5 | |
| Total | | 1595 | | 573-1367 | .419 | 187-563 | .332 | 262-363 | .722 | 201 | 612 | 813 | 33.9 | 419 | 282 | 271 | 75 | 149 | 1595 | 66.5 | |
| Richmond | | 1638 | | 561-1293 | .434 | 197-580 | .340 | 319-431 | .740 | 169 | 632 | 801 | 33.4 | 354 | 292 | 285 | 57 | 136 | 1638 | 68.3 | |

Opponents Averages

| Games Played | Points/ game | FG Pct | 3FG Pct | FT Pct | Rebounds/ game | Assists/ game | Turnovers/ game | Assist/Turnover ratio | Steals/ game |
|--------------|--------------|--------|---------|--------|----------------|---------------|-----------------|-----------------------|--------------|
|--------------|--------------|--------|---------|--------|----------------|---------------|-----------------|-----------------------|--------------|

PTS-REB-AST

| Opponent | Date | Score | 1 NELSON,JAS | 2 RANDOLPH,M | 3 BURTON,TYL | 4 BAILEY,DJI | 5 CRABTREE,C | 10 WEAVER,LIA | 11 ROCHE,JASO | 12 DREAD,MALC | 15 GRACE,MATT | 21 WALZ,MIKE | 22 GUSTAVSON, |
|-----------------------|------------|-----------|-----------------|-----------------|-----------------|-----------------|-----------------|------------------|------------------|------------------|------------------|-----------------|------------------|
| VMI | 11/07/2022 | 69-48 W | 13-2-3 | 5-1-0 | 12-11-2 | 7-8-1 | DNP | DNP | 6-3-0 | DNP | 1-4-3 | 0-1-0 | 5-2-1 |
| UNI | 11/11/2022 | 68-55 W | 21-3-2 | 5-1-0 | 11-9-0 | 0-2-0 | DNP | DNP | 14-2-0 | 0-0-0 | 6-3-5 | 0-0-0 | 3-3-0 |
| at Col. of Charleston | 11/14/2022 | 90-92 Lot | 10-3-4 | 0-1-0 | 38-6-4 | 0-1-0 | DNP | DNP | 3-3-0 | DNP | 16-5-3 | DNP | 4-4-1 |
| Wichita St. | 11/17/2022 | 53-56 L | 7-4-7 | 0-0-0 | 15-8-1 | 1-0-2 | DNP | DNP | 6-2-0 | DNP | DNP | DNP | 2-1-1 |
| vs Syracuse | 11/21/2022 | 71-74 Lot | 14-4-6 | 0-0-0 | 13-15-2 | 5-4-2 | DNP | DNP | 12-5-1 | DNP | DNP | 0-0-0 | 2-1-3 |
| vs Temple | 11/22/2022 | 61-49 W | 13-4-2 | 3-3-3 | 18-6-3 | 0-1-0 | DNP | DNP | 6-2-0 | DNP | DNP | 0-0-0 | 12-6-2 |
| at Toledo | 11/30/2022 | 67-90 L | 5-2-2 | 3-3-0 | 15-9-2 | 5-2-4 | 0-0-0 | DNP | 14-1-0 | DNP | DNP | 0-0-0 | 10-2-1 |
| at William & Mary | 12/03/2022 | 57-58 L | 3-3-0 | 3-1-1 | 26-3-2 | 2-2-0 | DNP | DNP | 0-0-0 | DNP | 3-5-5 | DNP | 5-4-3 |
| Drake | 12/10/2022 | 82-52 W | 19-4-1 | 0-2-0 | 17-7-2 | 2-4-1 | 3-0-0 | DNP | 7-1-0 | DNP | 4-6-2 | 4-3-0 | 2-2-0 |
| Fairleigh Dickinson | 12/13/2022 | 77-48 W | 9-2-5 | 3-2-0 | 12-9-1 | 3-2-3 | 0-3-1 | 0-0-0 | 9-3-1 | 0-2-0 | 4-2-2 | 2-0-0 | 3-2-1 |
| vs Clemson | 12/17/2022 | 57-85 L | 0-2-2 | 6-0-1 | 21-7-1 | DNP | 2-1-0 | DNP | 6-2-0 | DNP | 0-4-1 | 0-2-1 | 2-1-0 |
| Bucknell | 12/21/2022 | 81-71 W | 12-2-2 | 0-0-0 | 29-5-3 | DNP | DNP | DNP | 7-2-1 | DNP | 20-4-3 | DNP | 7-4-4 |
| Coppin St. | 12/28/2022 | 83-65 W | 8-1-4 | 5-0-1 | 20-8-1 | DNP | 0-0-0 | DNP | 16-3-0 | DNP | 8-1-2 | 0-2-0 | 8-8-2 |
| at George Mason | 12/31/2022 | 58-62 L | 8-4-2 | 7-0-0 | 21-6-0 | DNP | 0-0-0 | DNP | 2-2-0 | DNP | 15-1-2 | DNP | 0-2-2 |
| George Washington | 01/04/2023 | 73-63 W | 11-5-0 | 0-1-0 | 26-7-2 | DNP | 0-0-0 | DNP | 8-3-0 | DNP | 5-5-3 | DNP | 6-4-2 |
| Duquesne | 01/07/2023 | 75-73 W | 8-3-2 | 2-1-0 | 23-8-0 | DNP | DNP | DNP | 5-1-0 | DNP | 5-6-4 | DNP | 7-0-1 |
| at Davidson | 01/11/2023 | 61-57 W | 16-3-0 | 5-0-1 | 17-12-1 | DNP | DNP | DNP | 3-0-1 | DNP | 3-4-2 | DNP | 5-2-0 |
| at St. Bonaventure | 01/14/2023 | 63-71 L | 6-4-2 | 0-1-3 | 15-5-2 | DNP | DNP | DNP | 9-0-0 | DNP | 16-5-1 | DNP | 0-4-1 |
| Rhode Island | 01/17/2023 | 64-57 W | 9-1-0 | 3-2-0 | 23-7-1 | 0-1-0 | DNP | DNP | 4-1-0 | DNP | 4-5-3 | DNP | 7-6-0 |
| VCU | 01/20/2023 | 62-74 L | 5-3-0 | 4-1-1 | 14-5-0 | 0-0-1 | DNP | DNP | 5-2-0 | DNP | 13-4-2 | 0-0-0 | 3-3-3 |
| at Massachusetts | 01/25/2023 | 76-85 L | 5-3-2 | 3-0-2 | 20-10-2 | DNP | DNP | DNP | 7-1-0 | DNP | 3-5-1 | DNP | 7-3-2 |
| at Dayton | 01/28/2023 | 60-86 L | 2-2-1 | 6-1-0 | 11-5-2 | 5-1-2 | DNP | DNP | DNP | DNP | 3-2-3 | 0-2-1 | 2-1-2 |
| St. Bonaventure | 02/01/2023 | 62-66 L | 2-1-2 | 2-0-0 | 22-9-1 | 5-1-3 | DNP | DNP | 3-0-0 | DNP | 7-4-2 | DNP | 4-5-0 |
| Fordham | 02/05/2023 | 68-58 W | 3-0-2 | 6-2-0 | 18-8-1 | 2-1-0 | DNP | DNP | 0-0-0 | DNP | 21-5-2 | DNP | 8-3-0 |

| Opponent | Date | Score | 24 BIGELOW,IS | 25 SOUTHALL,Q | 32 QUINN,NEAL | 34 ARIZIN,GAB | 35 NOYES,AIDA |
|-----------------------|------------|-----------|------------------|------------------|------------------|------------------|------------------|
| VMI | 11/07/2022 | 69-48 W | 11-4-0 | DNP | 7-7-3 | DNP | 2-0-0 |
| UNI | 11/11/2022 | 68-55 W | 0-7-0 | DNP | 8-5-3 | 0-1-0 | 0-0-0 |
| at Col. of Charleston | 11/14/2022 | 90-92 Lot | 15-8-1 | DNP | 4-2-0 | DNP | DNP |
| Wichita St. | 11/17/2022 | 53-56 L | 16-11-1 | DNP | 6-2-1 | DNP | DNP |
| vs Syracuse | 11/21/2022 | 71-74 Lot | 17-2-0 | DNP | 8-9-2 | DNP | DNP |
| vs Temple | 11/22/2022 | 61-49 W | 3-2-0 | DNP | 6-8-3 | DNP | DNP |
| at Toledo | 11/30/2022 | 67-90 L | 12-6-0 | DNP | 3-3-4 | DNP | 0-0-0 |
| at William & Mary | 12/03/2022 | 57-58 L | 5-6-0 | DNP | 10-1-3 | DNP | DNP |
| Drake | 12/10/2022 | 82-52 W | 7-5-0 | DNP | 17-6-3 | DNP | 0-1-0 |
| Fairleigh Dickinson | 12/13/2022 | 77-48 W | 17-6-2 | 0-0-0 | 9-5-3 | 0-0-0 | 6-1-0 |
| vs Clemson | 12/17/2022 | 57-85 L | 5-5-0 | DNP | 10-2-3 | DNP | 5-0-0 |
| Bucknell | 12/21/2022 | 81-71 W | 4-3-1 | DNP | 2-4-3 | DNP | DNP |
| Coppin St. | 12/28/2022 | 83-65 W | 4-6-2 | DNP | 14-4-7 | DNP | 0-0-0 |
| at George Mason | 12/31/2022 | 58-62 L | 1-12-0 | DNP | 4-2-2 | DNP | DNP |
| George Washington | 01/04/2023 | 73-63 W | 9-8-0 | DNP | 8-1-3 | DNP | DNP |
| Duquesne | 01/07/2023 | 75-73 W | 12-8-3 | DNP | 13-9-4 | DNP | DNP |
| at Davidson | 01/11/2023 | 61-57 W | 6-8-4 | DNP | 6-6-3 | DNP | DNP |
| at St. Bonaventure | 01/14/2023 | 63-71 L | 13-6-1 | DNP | 4-4-2 | DNP | DNP |
| Rhode Island | 01/17/2023 | 64-57 W | 0-7-0 | DNP | 14-5-1 | DNP | DNP |
| VCU | 01/20/2023 | 62-74 L | 8-3-1 | DNP | 8-5-2 | DNP | 2-1-0 |
| at Massachusetts | 01/25/2023 | 76-85 L | 12-3-0 | DNP | 19-5-6 | DNP | DNP |
| at Dayton | 01/28/2023 | 60-86 L | 19-4-0 | DNP | 12-4-1 | DNP | 0-1-0 |
| St. Bonaventure | 02/01/2023 | 62-66 L | 7-6-1 | DNP | 10-3-2 | DNP | DNP |
| Fordham | 02/05/2023 | 68-58 W | 4-6-0 | DNP | 6-3-0 | DNP | DNP |



SPECIALTY STATS

| DATE | OPPONENT | PTS/TO | PAINT | 2ND CHANCE | FAST BREAK | BENCH | TIES | LEAD CHANGES | LEADING | TRAILING | LEAD LOST/DEFICIT OVERCOME |
|-------|---------------------|--------|-------|------------|------------|-------|------|--------------|---------|----------|-----------------------------|
| 11/7 | VMI | 12 | 30 | 7 | 14 | 31 | 0 | 1 | 32:06 | 6:19 | Trailed by 5 (1st - 17:50) |
| 11/11 | Northern Iowa | 7 | 30 | 8 | 0 | 19 | 5 | 4 | 31:08 | 5:19 | Trailed by 4 (1st - 14:25) |
| 11/14 | Charleston | 11 | 30 | 7 | 7 | 18 | 4 | 2 | 6:01 | 36:59 | Led by 5 (OT - 2:44) |
| 11/17 | Wichita State | 14 | 18 | 6 | 11 | 7 | 1 | 6 | 4:47 | 32:48 | Led by 6 (2nd - 9:35) |
| 11/21 | Syracuse | 8 | 26 | 9 | 10 | 17 | 8 | 16 | 13:30 | 24:51 | Led by 5 (2nd - 5:54) |
| 11/22 | Temple | 16 | 26 | 11 | 4 | 9 | 2 | 5 | 25:17 | 13:27 | Trailed by 9 (1st - 8:59) |
| 11/30 | Toledo | 15 | 18 | 13 | 7 | 22 | 2 | 12 | 7:16 | 31:34 | Led by 3 (1st - 13:02) |
| 12/3 | William & Mary | 17 | 22 | 7 | 2 | 13 | 2 | 5 | 8:02 | 29:11 | Led by 6 (2nd - 4:22) |
| 12/10 | Drake | 16 | 46 | 4 | 12 | 23 | 0 | 0 | 38:28 | -- | -- |
| 12/13 | Fairleigh Dickinson | 19 | 32 | 8 | 0 | 40 | 0 | 0 | 39:34 | -- | -- |
| 12/17 | Clemson | 3 | 26 | 2 | 3 | 24 | 0 | 0 | -- | 39:17 | -- |
| 12/21 | Bucknell | 20 | 32 | 5 | 6 | 11 | 1 | 5 | 29:24 | 8:36 | Trailed by 5 (1st - 14:16) |
| 12/28 | Coppin State | 14 | 28 | 6 | 4 | 25 | 8 | 12 | 32:07 | 3:41 | Trailed by 4 (1st - 5:37) |
| 12/31 | George Mason | 6 | 20 | 9 | 0 | 10 | 6 | 8 | 17:21 | 17:44 | Led by 6 (1st - 12:37) |
| 1/4 | GW | 9 | 32 | 0 | 9 | 17 | 10 | 10 | 20:41 | 12:15 | Trailed by 5 (1st - 8:21) |
| 1/7 | Duquesne | 14 | 32 | 16 | 3 | 19 | 6 | 11 | 12:12 | 25:14 | Trailed by 22 (1st - 4:03) |
| 1/11 | Davidson | 8 | 22 | 3 | 11 | 14 | 0 | 1 | 35:08 | 3:17 | Trailed by 6 (1st - 17:15) |
| 1/14 | St. Bonaventure | 8 | 20 | 10 | 7 | 22 | 7 | 13 | 13:39 | 18:27 | Led by 8 (2nd - 19:42) |
| 1/17 | Rhode Island | 14 | 40 | 9 | 4 | 7 | 0 | 0 | 39:41 | -- | -- |
| 1/20 | VCU | 19 | 22 | 3 | 15 | 19 | 1 | 6 | 2:27 | 36:58 | Led by 3 (1st - 15:44) |
| 1/25 | Massachusetts | 8 | 20 | 10 | 12 | 22 | 12 | 14 | 16:20 | 19:05 | Led by 7 (1st - 4:14) |
| 1/28 | Dayton | 11 | 36 | 9 | 0 | 30 | 1 | 7 | 5:26 | 33:29 | Led by 3 (1st - 14:14) |
| 2/1 | St. Bonaventure | 15 | 24 | 5 | 5 | 14 | 4 | 4 | 2:20 | 34:55 | Led by 1 (2nd - 12:11) |
| 2/5 | Fordham | 12 | 20 | 6 | 6 | 13 | 5 | 4 | 10:28 | 26:30 | Trailed by 11 (2nd - 12:12) |

UNIVERSITY OF RICHMOND FACTS

- Ranked 18th among "Best Liberal Arts Colleges" (US News & World Report)

According to the Princeton Review:

- Ranked 3rd for "Most Beautiful Campus"
- Ranked 5th for Best Athletic Facilities
- No. 7 "Best-Run" college in the country
- Ranked 8th for "Best Classroom Experience"
- Ranked 10th for "Quality of Life"

Robins Business School ranked 18th in nation (Poets & Quants)

8:1 faculty-staff ratio; two-thirds of classes have < 20 students

University endowment valued at more than \$3.3 billion

Founded in 1830, sixth oldest school in Virginia

UNIVERSITY OF RICHMOND ALUMNI

Kenny Atkinson Former Brooklyn Nets Head Coach

Sean Casey Three-Time MLB All-Star

Joe Douglas New York Jets General Manager

Tim Finchem Former PGA TOUR Commissioner

Douglas Freeman Historian, 2-time Pulitzer Prize winner

Tim Hightower Former NFL Running Back

Melanie Healey Former Procter & Gamble President

Brian Jordan Former MLB & NFL Player

Todd McShay ESPN NFL Draft Analyst

Leland Melvin NASA Astronaut

Johnny Newman Former NBA Player (UR's all-time leading scorer)

Lil Dicky Rapper & star of FX's *Dave*



FAMILY BUSINESS

Several Spiders have family members who participated in college athletics.

Tyler Burton's father Quinton played at Providence and helped the Friars to a pair of NCAA Tournament appearances in 1989 and 1990. He scored 11.1 PPG as a senior. When he was being recruited, his final two schools were Providence and Richmond.

Gabe Arizin is the grandson of Basketball Hall-of-Famer Paul Arizin, a 10-time NBA All-Star who twice led the league in scoring. He attended Villanova and led the nation in scoring as a senior in 1950. His No. 11 jersey has been retired by the school. He was inducted into the College Basketball Hall of Fame in 2006. Gabe's father Mike played at William & Mary and La Salle. He earned All Southern-Conference honors following his freshman and sophomore seasons at W&M.

Jason Nelson's father Jason Nelson Sr. played basketball at Virginia Union University and was a member of the school's 2005 team that won the NCAA Division II National Championship. Malcolm Dread's brother Myles plays basketball at Penn State, and his father Aaron played basketball at Millersville University in Pennsylvania.

Connor Crabtree has had three members of his immediate family play college basketball. His dad Keith and his mom Carol played basketball at Longwood University. His older brother Keegan played at D-II Lees-McCrae College.


Andre Gustavson's younger brother Nikolas plays basketball at North Alabama in the Atlantic Sun conference. His mother Natali played for the Azerbaijan national women's basketball team.

Matt Grace's father Kelly played at Brock University in Canada, where he scored more than 1,500 points and collected more than 1,000 rebounds. Grace's younger brother Mike plays lacrosse at the Rochester Institute of Technology.

Jason Roche's cousin Christine Cleary played basketball at Wisconsin, while another cousin Joe Cleary ran track for the Badgers.

Quentin Southall is the son of Cornelius Southall, who played defensive back for Notre Dame and led the Irish to a national championship in 1988.

Neal Quinn's dad William played college golf at St. John's University, and Liam Weaver's father Tim ran track at Tulsa.



PAUL ARIZIN

SPIDER BITES

BASKETBALL (AND OTHER THINGS)

Who is the greatest basketball player of all time? More than half (9 of 16, or 56 percent) chose LeBron James. Michael Jordan, with four votes, was the only other player picked more than once. When it comes to athletic skills off the court, five Spiders (Dji Bailey, Isaiah Bigelow, Malcolm Dread, Jason Nelson, Marcus Randolph) named football as their best sport outside of basketball, edging out golf and baseball (three votes each) as the most popular answer. The choice was easy for Liam Weaver, a three-time All-State soccer selection in high school, and Canadian Matt Grace, who went with a national obsession in ice hockey. Tyler Burton chose tennis, while Neal Quinn said he excels at a different racket sport: badminton. When it comes to playing basketball for Richmond, half of the Spiders said they prefer to wear UR's home whites uniform, twice as many as both road blues and alternate reds (both 25 percent).



FOOD FOR THOUGHT

The Spiders recognize the need to load up on food that will give them the fuel needed to make it through the day. Broccoli is the favorite vegetable of a team-high five Spiders (31 percent), while pineapples, strawberries, and watermelons split the favorite fruit title, with three votes each. When that extra kick needs to come from more artificial sources, the Spiders are divided on a preferred caffeine source, with five players each choosing coffee, tea, and energy drinks. Of course, even the most healthy-minded college students can lose their way at times. When that happens, the Spiders prefer Chick-fil-A as their fast food restaurant of choice (7 of 16 votes, four more than any other restaurant) and will choose pepperoni on their pizza (the favorite topping for eight Spiders, five more than runner-up bacon). When the Spiders are forced to cook for themselves, their best bet seems to be pasta. Six of the 16 Spiders said the best dish they can cook involves some type of noodle, including everything from chicken alfredo (Isaiah Bigelow & Michael Walz) to the somewhat less-refined ramen noodles (Marcus Randolph).

STAGE FRIGHT

Overall, the Spiders are a brave bunch. 75 percent of them have no problems riding roller coasters (although Dji Bailey, Connor Crabtree, Malcolm Dread, and Aidan Noyes will pass). And six of them (38 percent) have braved the tattoo needle, with Mo Dread sporting a team-high eight tattoos. When forced to confess one thing they are afraid of, a team-high four players chose heights (Jason Nelson, Aidan Noyes, Jason Roche, Michael Walz). Other answers included clowns (Dji Bailey), cockroaches (Andre Gustavson), dolls (Quentin Southall), snakes (Neal Quinn), and -- incredibly -- Spiders, with Tyler Burton, Connor Crabtree, and Liam Weaver saying they are afraid of the UR mascot. Spider-Man is the favorite superhero of three Spiders (Isaiah Bigelow, Andre Gustavson, Quentin Southall), the second-most popular choice among the team but far behind Batman, the favorite superhero of 11 Spiders (69 percent).



LEISURE WEAR

The life of a Division I student-athlete doesn't allow for a great deal of leisure time, but when they do get some time for recreation and vacation, 11 of the 16 Spiders are more likely to head to the ocean rather than a lake (four) or river (one - Jason Nelson, a native of Richmond, Va. AKA River City). Opinions are more divided when it comes to the ideal climate, season, or place to travel. By a nine to seven margin, the Spiders say they would rather be cold than hot. But spring is the season of choice for a team-high seven Spiders, with summer, fall, and winter each receiving three votes. When it comes to international travel, Ireland would be the preferred destination for a team-high three Spiders (Malcolm Dread, Neal Quinn, Jason Roche). The other countries to receive multiple votes were Japan (Dji Bailey, Liam Weaver), Greece (Tyler Burton, Michael Walz), Italy (Connor Crabtree, Quentin Southall), and Burkina Faso (Gabe Arizin, Matt Grace). When vacation turns to staycation, the Spiders have opinions about how to fill their free time. A team-high five players say The Lion King is their favorite Disney movie, narrowly edging out Ratatouille (three votes). For a second-screen experience while watching Simba, the Spiders choose Instagram as their favorite social media app, with IG outpacing twitter nine votes to five. Two Spiders, Connor Crabtree and Malcolm Dread, opt for Tik Tok instead.



TURN ME UP

When it comes time to get ready for a game, a team-high five Spiders said Drake is the artist most likely to be on their headphones. Lil Baby (four), J-Cole (two), and Rod Wave (two) also received multiple votes. While all 16 Spiders chose rap as their preferred pregame music, their responses when they were asked about the first concert they ever attended were more varied. Gabe Arizin's first concert was a show by the Black-Eyed Peas, while Jason Roche's was country singer Luke Bryan. Liam Weaver (Train) and Matt Grace (Weezer) saw alternative rock acts at their first concerts, while Tyler Burton opted for something a little harder, attending a Marilyn Manson and Rob Zombie show. The least surprising answer came from Marcus Randolph, who said his first concert was a show by Robert Randolph and the Family Band. His father, Marcus Randolph Sr., is the drummer of the four-time Grammy-nominated blues/funk/gospel group.



INDIVIDUAL GAME HIGHS

| | | | |
|------------------------------------|-------|-------|--|
| POINTS | 38 | | Tyler Burton at Col. of Charleston (11/14/2022) |
| | 29 | | Tyler Burton vs Bucknell (12/21/2022) |
| | 26 | | Tyler Burton vs George Washington (01/04/2023) |
| | 26 | | Tyler Burton at William & Mary (12/03/2022) |
| | 23 | | Tyler Burton vs Rhode Island (01/17/2023) |
| | 23 | | Tyler Burton vs Duquesne (01/07/2023) |
| FIELD GOALS MADE | 13 | | Tyler Burton at Col. of Charleston (11/14/2022) |
| | 11 | | Tyler Burton vs Bucknell (12/21/2022) |
| FIELD GOAL ATTEMPTS | 21 | | Tyler Burton at William & Mary (12/03/2022) |
| | 20 | | Tyler Burton vs Rhode Island (01/17/2023) |
| | 20 | | Tyler Burton at Col. of Charleston (11/14/2022) |
| FIELD GOAL PERCENTAGE (min 5 made) | .889 | (8-9) | Neal Quinn vs Drake (12/10/2022) |
| | .875 | (7-8) | Neal Quinn vs Coppin St. (12/28/2022) |
| 3 PT FG MADE | 6 | | Tyler Burton vs Bucknell (12/21/2022) |
| | 4 | | Matt Grace at St. Bonaventure (01/14/2023) |
| | 4 | | Jason Nelson at Davidson (01/11/2023) |
| | 4 | | Jason Roche vs Coppin St. (12/28/2022) |
| | 4 | | Matt Grace vs Bucknell (12/21/2022) |
| | 4 | | Tyler Burton at William & Mary (12/03/2022) |
| | 4 | | Jason Roche at Toledo (11/30/2022) |
| | 4 | | Jason Nelson vs Syracuse (N) (11/21/2022) |
| | 4 | | Jason Roche vs Syracuse (N) (11/21/2022) |
| | 4 | | Tyler Burton at Col. of Charleston (11/14/2022) |
| 3 PT FG ATTEMPTS | 10 | | Isaiah Bigelow vs Wichita St. (11/17/2022) |
| | 9 | | Matt Grace at George Mason (12/31/2022) |
| | 9 | | Isaiah Bigelow vs Syracuse (N) (11/21/2022) |
| 3 PT FG PERCENTAGE (min 2 made) | 1.000 | (6-6) | Tyler Burton vs Bucknell (12/21/2022) |
| | 1.000 | (3-3) | Jason Nelson vs Drake (12/10/2022) |
| | 1.000 | (2-2) | Andre Gustavson vs Coppin St. (12/28/2022) |
| | 1.000 | (2-2) | Andre Gustavson at Toledo (11/30/2022) |
| | 1.000 | (2-2) | Matt Grace at Col. of Charleston (11/14/2022) |
| FREE THROWS MADE | 11 | | Tyler Burton vs St. Bonaventure (02/01/2023) |
| | 9 | | Matt Grace vs Fordham (02/05/2023) |
| | 9 | | Isaiah Bigelow at St. Bonaventure (01/14/2023) |
| | 9 | | Tyler Burton at Davidson (01/11/2023) |
| FREE THROW ATTEMPTS | 13 | | Neal Quinn vs Duquesne (01/07/2023) |
| | 12 | | Tyler Burton vs St. Bonaventure (02/01/2023) |
| | 12 | | Tyler Burton at Davidson (01/11/2023) |
| FREE THROW PERCENTAGE (min 3 made) | 1.000 | (8-8) | Tyler Burton at Col. of Charleston (11/14/2022) |
| | 1.000 | (6-6) | Matt Grace vs VCU (01/20/2023) |
| | 1.000 | (6-6) | Isaiah Bigelow vs George Washington (01/04/2023) |
| | 1.000 | (6-6) | Isaiah Bigelow at Col. of Charleston (11/14/2022) |
| | 1.000 | (4-4) | Isaiah Bigelow vs St. Bonaventure (02/01/2023) |
| | 1.000 | (4-4) | Isaiah Bigelow at Massachusetts (01/25/2023) |
| | 1.000 | (4-4) | Isaiah Bigelow vs VCU (01/20/2023) |
| | 1.000 | (4-4) | Tyler Burton vs Rhode Island (01/17/2023) |
| | 1.000 | (4-4) | Jason Nelson vs Rhode Island (01/17/2023) |
| | 1.000 | (4-4) | Andre Gustavson vs George Washington (01/04/2023) |
| | 1.000 | (4-4) | Jason Roche vs Coppin St. (12/28/2022) |
| | 1.000 | (4-4) | Neal Quinn at William & Mary (12/03/2022) |
| REBOUNDS | 15 | | Tyler Burton vs Syracuse (N) (11/21/2022) |
| | 12 | | Tyler Burton at Davidson (01/11/2023) |
| | 12 | | Isaiah Bigelow at George Mason (12/31/2022) |
| ASSISTS | 7 | | Neal Quinn vs Coppin St. (12/28/2022) |
| | 7 | | Jason Nelson vs Wichita St. (11/17/2022) |
| STEALS | 5 | | Tyler Burton at Davidson (01/11/2023) |
| | 4 | | Tyler Burton vs Rhode Island (01/17/2023) |
| | 4 | | Tyler Burton vs George Washington (01/04/2023) |
| BLOCKED SHOTS | 3 | | Neal Quinn vs Fairleigh Dickinson (12/13/2022) |
| | 3 | | Matt Grace at William & Mary (12/03/2022) |
| TURNOVERS | 6 | | Tyler Burton vs VCU (01/20/2023) |
| | 5 | | Neal Quinn vs St. Bonaventure (02/01/2023) |
| | 5 | | Tyler Burton at Davidson (01/11/2023) |
| | 5 | | Jason Nelson vs George Washington (01/04/2023) |
| | 5 | | Neal Quinn vs Clemson (N) (12/17/2022) |
| | 5 | | Jason Nelson vs Wichita St. (11/17/2022) |
| FOULS | 5 | | Tyler Burton at Col. of Charleston (11/14/2022) |
| | 5 | | Andre Gustavson at Col. of Charleston (11/14/2022) |





CHRIS MOONEY

HEAD COACH

18th SEASON

PRINCETON, 1994

In his first 17 seasons at Richmond, Chris Mooney led the Spiders to their only two Atlantic 10 championships, three NCAA Tournaments, seven 20-win seasons, and nine postseason appearances while amassing more wins than any other coach in program history (312 entering the 2022-23 season).

Mooney ranks among the longest-tenured and most successful coaches in Atlantic 10 history. The 2022-23 season is Mooney's 18th with the Spiders, giving him the third-longest tenure by a coach at a single school in conference history (John Chaney - 24 seasons at Temple; Phil Martelli - 24 seasons at Saint Joseph's). In his first 17 seasons, Mooney amassed 154 conference wins, the fourth most by a coach in A-10 history, and 312 total wins, the fifth most by a coach in A-10 history. Mooney is one of 11 coaches to ever win multiple A-10 titles, and only four coaches have won more A-10 championships than Mooney's two: John Chaney (6), John Calipari (5), Phil Martelli (3), and Fran Dunphy (3).

In 2021-22, Mooney and the Spiders captured the second A-10 title in program history and upset Big Ten champion Iowa in the First Round of the NCAA Tournament. Richmond won four games in four days to win the Atlantic 10, opening with a win against 11-seed Rhode Island and then defeating 3-seed VCU, 2-seed Dayton, and 1-seed Davidson. The Spiders overcame 15-point deficits against URI and Dayton, two of UR's six comeback wins of 14 or more points during the season, and defeated Davidson 64-62 in the A-10 final after trailin'g by six points with 90 seconds remaining. Richmond earned a 12 seed in the Midwest Region of the NCAA Tournament and a match up with Big Ten champion Iowa, a 5 seed, in the First Round. Days after being named Most Outstanding Player of the A-10 Tournament, Jacob Gilyard led all players with 24 points and six assists and Nathan Cayo recorded a pair of 'And-1's' in the final 90 seconds to lead UR to a 67-63 win and secure the sixth trip to the Second Round of the NCAA Tournament in program history. The win was Richmond's ninth NCAA Tournament win when seeded 12th or lower, more than twice as many as any other school in Tournament history. Richmond finished 24-13, the fourth-most wins ever by a Spiders team, and Mooney was named UR's Coach of the Year by the school's Student-Athlete Advisory Council (SAAC). After setting the NCAA Division I career steals record in December, Gilyard was a semifinalist for the Naismith National Defensive Player of the Year, a Lefty Driesell Defensive All-American, and the Virginia State Defensive Player of the Year. In April, he won the Senior CLASS Award as the top senior or graduate student-athlete in NCAA Division I Men's Basketball. Gilyard also earned A-10 All-Conference honors for a fourth straight season. Tyler Burton led Richmond in scoring and rebounding and was named Second Team All-Atlantic 10 by the conference and First Team All-Atlantic 10 by the NABC. Burton totaled the 14th-most points, 594, and the seventh-most rebounds, 285, in a season in program history. Grant Golden was named to the A-10 All-Tournament Team and finished his Spiders career with the second-most points (2,246), third-most rebounds (1,015), and fourth-most assists (476) in Spiders history.

Mooney and the Spiders posted a 14-9 record in the COVID-shortened 2020-21 season and advanced to the quarterfinals of the NIT. Richmond opened the season by winning the Bluegrass Showcase in Lexington, Ky. The Spiders beat 10th-ranked Kentucky in the final game for the program's first road win ever vs a team in the top 10 of the Associated Press Poll. UR rose as high as 19th in the AP Top 25 during its 4-0 start, the best ranking for the Spiders since December 1957. Richmond earned a 2-seed in the NIT and defeated MAC regular-season champion Toledo in the First Round despite playing without its two leading scorers, Blake Francis and Grant Golden, who were sidelined with injuries. Jacob Gilyard broke Richmond's career assists record while leading the nation in steals for a second straight season and being named a Lefty Driesell Defensive All-American. Tyler Burton earned the A-10's Chris Daniels Award, given to the conference's most improved player. He was one of four Spiders to earn A-10 honors, as Francis, Gilyard, and Golden landed on the league's All-Conference teams for a second straight season.

In 2019-20, Mooney led Richmond to one of the best regular seasons in program history and was on the verge of taking the Spiders to the NCAA Tournament when the postseason was canceled due to COVID-19. The Spiders went 24-7, tying the school record for regular-season wins, and posted three wins over power-conference opponents, including a victory over eventual Big Ten champion Wisconsin in the Legends Classic. Richmond went 14-4 in conference play, a program record for conference wins in a season, and finished second in the Atlantic 10, the highest regular-season finish for UR since joining the conference in 2001. Mooney's Spiders relied on a starting lineup comprised entirely of juniors, three of whom -- Jacob Gilyard, Blake Francis, and Grant Golden -- earned All-Atlantic 10 honors following the season. Gilyard was also named A-10 Defensive Player of the Year and was a semifinalist for the Naismith National Defensive Player of the Year Award after leading D-I with 99 steals, a single-season school record. The Spiders received votes in the AP Top 25 six times, including a season-high six in the final poll of the season.

2009-10 and 2010-11 are remembered as two of the top seasons in Mooney's coaching career and in Spider basketball history. In 2011, Richmond defeated Dayton in the A-10 championship game to earn Mooney's first conference championship, the Spiders first title since Richmond joined the Atlantic 10 in 2001. The Spiders would go on to the second Sweet 16 in program history by downing Vanderbilt and Morehead State in the NCAA Denver Subregional. Richmond finished 29-8, set a school record for wins, and finished 21st in the coaches poll.

In 2010, Richmond earned its first NCAA at-large bid since 2004, garnering a seven seed before falling in the first round of the tournament. Mooney was named the 2010 Sporting News Atlantic 10 Coach of the Year, and was a finalist for the 2010 Jim Phelan National Coach of the Year award. The Spiders finished the season ranked 24th in the final AP Top 25.

Mooney previously coached at Air Force for five seasons: three as an assistant, one as an associate head coach and his final season as head coach. In 2004-05, Mooney led the Falcons to an 18-12 record and votes in the national polls. His 18 victories were the most by a first-year head coach at Air Force.

Mooney began coaching at the high school level, taking a job at Lansdale Catholic High School in Lansdale, Pa., in 1994. His first college coaching experience came at Division III Beaver College, now known as Arcadia University. He spent two seasons there from 1998-2000. While at Beaver College, Mooney only coached part-time, spending much of his time as an event coordinator. He helped plan weddings and events while also serving as the team manager. Mooney is married to the former Lia Chomat, a Princeton graduate who also has a doctorate in psychology from Penn. The couple has two sons, Danny and Ryan.

COACHING HONORS

2022 Richmond Athletics Coach of the Year
2010 Sporting News Atlantic 10 Coach of the Year
2010 Jim Phelan National Coach of the Year Finalist

POSTSEASON ACCOMPLISHMENTS

2022 NCAA Second Round
2022 Atlantic 10 Champions
2021 NIT Quarterfinals
2017 NIT Quarterfinals
2015 NIT Quarterfinals
2013 CBI Quarterfinals
2011 NCAA Sweet 16
2011 Atlantic 10 Champions
2010 NCAA First Round
2009 CBI Semifinals
2008 CBI First Round

AS A D-I HEAD COACH

| YEAR | SCHOOL | RECORD | CONF. | FINISH |
|--------------------------|-----------|----------------|----------------|--------|
| 2022-23 | Richmond | 12-12 | 5-6 | -- |
| 2021-22 | Richmond | 24-13 | 10-8 | 6th |
| 2020-21 | Richmond | 14-9 | 6-5 | 8th |
| 2019-20 | Richmond | 24-7 | 14-4 | 2nd |
| 2018-19 | Richmond | 13-20 | 6-12 | t-10th |
| 2017-18 | Richmond | 12-20 | 9-9 | t-5th |
| 2016-17 | Richmond | 22-13 | 13-5 | t-3rd |
| 2015-16 | Richmond | 16-16 | 7-11 | 9th |
| 2014-15 | Richmond | 21-14 | 12-4 | 4th |
| 2013-14 | Richmond | 19-14 | 8-8 | 7th |
| 2012-13 | Richmond | 19-15 | 8-8 | t-8th |
| 2011-12 | Richmond | 16-16 | 7-9 | t-9th |
| 2010-11 | Richmond | 29-8 | 13-3 | 3rd |
| 2009-10 | Richmond | 26-9 | 13-3 | 3rd |
| 2008-09 | Richmond | 20-16 | 9-7 | t-5th |
| 2007-08 | Richmond | 16-15 | 9-7 | t-4th |
| 2006-07 | Richmond | 8-22 | 4-12 | t-12th |
| 2005-06 | Richmond | 13-17 | 6-10 | t-11th |
| 2004-05 | Air Force | 18-12 | 9-5 | 3rd |
| Richmond (2005-pres.) | | 324-256 (.559) | 159-133 (.545) | |
| Air Force (2004-05) | | 18-12 (.600) | 9-5 (.643) | |
| Career Record (D-I only) | | 342-268 (.561) | 168-138 (.549) | |

Head Coach, Richmond, 2005-present
Head Coach, Air Force, 2004-05
Associate Head Coach, Air Force, 2003-04
Assistant Coach, Air Force, 2000-03
Head Coach, Arcadia University (Div III), 1997-00

AS A PLAYER

A 1994 graduate with a B.A. in English, Mooney led Princeton to two Ivy League titles. The four-year letterwinner amassed 1,071 points and started all 107 games in his career.





#1 JASON NELSON

G | R-FR | 5'10" | 175
RICHMOND, VA
JOHN MARSHALL

REDSHIRT FRESHMAN (2022-23)

GAME-BY-GAME

1/17 vs Rhode Island - Scored all 9 of his points in the 2nd half ... 1/11 at Davidson - Led all players with 12 points in the 1st half, including four three-pointers ... 1/7 vs Duquesne - Scored all 8 of his points in 2nd half as UR erased a 22-point deficit to win ... 12/31 at George Mason - Scored all 8 of his points after halftime after being limited to 3 minutes due to foul trouble in the 1st half ... 12/12 - Named A-10 Rookie of the Week for his performance vs Drake ... Became 1st player to win award multiple times this season and first Spider to win award multiple times since Grant Golden in 2017-18 ... 12/10 vs Drake - Scored a game-high 19 points while shooting 3-3 from three-point range ... 11/21 vs Syracuse - Scored all 14 of his points in the 2nd half and OT ... 11/14 - Named A-10 Rookie of the Week after averaging a team-high 17 PPG in a pair of opening-week wins ... first Spider to win A-10 Rookie of the Week since Dec. 31, 2018 (Jake Wojcik) ... 11/11 vs UNI - Scored a game-high 21 points, the most by a UR freshman in a November game since Nov. 25, 2017 (Grant Golden vs Georgetown) ... 11/7 vs VMI - Led Richmond with 13 points in his first career start ... Scored all 13 of his points after halftime

REDSHIRT (2021-22)

- Led Richmond's scout team while redshirting

HIGH SCHOOL

- 2020 Virginia Class 2 Player of the Year ... averaged 17.3 points, 5.9 assists, 3.8 rebounds per game
- 2020 First Team All-Metro selection by the Richmond Times-Dispatch
- Led John Marshall High School to Virginia Class 2 state title in 2020
- Did not play as a high school senior due to COVID-19
- Played first two high school seasons at Varina High School ... Led team to 25-2 record and Class 5 state semifinals in 2019 and 26-2 record and Class 5 state title in 2018
- Won state titles for two different schools in his three high school seasons ... teams posted a combined record of 75-6
- Committed to Richmond in June 2020
- Chose Richmond after narrowing his options to UR and Vanderbilt ... Also received an offer from UR's A-10 rival VCU
- No. 12 recruit in Virginia's Class of 2021 by 247Sports.com

PERSONAL

- Son of Jennifer and Jason ... Father Jason Nelson Sr. played basketball at Virginia Union University and helped team to 2005 NCAA Division II Championship
- Has four younger siblings: brothers Cameron and Jayden and sisters Kennedy and London
- Born on April 16, 2002

CAREER HIGHS

| Statistic | Value | |
|--------------|-------|--|
| Points | 21 | vs UNI 11/11/22 |
| Rebounds | 5 | vs George Washington 01/04/23 |
| Assists | 7 | vs Wichita St. 11/17/22 |
| Steals | 2 | 6 times |
| Blocks | 1 | at St. Bonaventure 01/14/23 |
| FG Made | 9 | vs UNI 11/11/22 |
| FG Attempts | 15 | vs UNI 11/11/22 |
| 3FG Made | 4 | vs Syracuse 11/21/22, at Davidson 01/11/23 |
| 3FG Attempts | 6 | 4 times |
| FT Made | 5 | vs Coppin St. 12/28/22, vs Temple 11/22/22 |
| FT Attempts | 8 | vs VMI 11/07/22 |

CAREER STATS

| | | | | Field Goals | | 3-Point | | F-Throws | | Rebounds | | | | | | | | | | Scoring | |
|---------|------|-------|----------|-------------|------|----------|------|----------|------|----------|-----|-----|-----|-------|----|----|-----|-----|-----|---------|--|
| SEASON | TEAM | GP-GS | MIN/AVG | FG-FGA | FG% | 3FG-3FGA | 3FG% | FT-FTA | FT% | OFF | DEF | TOT | AVG | PF-FO | A | TO | BLK | STL | PTS | AVG | |
| 2022-23 | UR | 24-22 | 694/28.9 | 69-190 | .363 | 26-89 | .292 | 45-64 | .703 | 11 | 54 | 65 | 2.7 | 44-0 | 53 | 51 | 1 | 19 | 209 | 8.7 | |
| TOTAL | | 24-22 | 694/28.9 | 69-190 | .363 | 26-89 | .292 | 45-64 | .703 | 11 | 54 | 65 | 2.7 | 44-0 | 53 | 51 | 1 | 19 | 209 | 8.7 | |

GAME LOGS

| Opponent | Date | GS | MIN | Total | | 3-Pointers | | Free throws | | Rebounds | | | | PF | A | TO | BLK | STL | PTS | AVG | |
|-----------------------|------------|----|-------|--------|--------|------------|-------|-------------|-------|----------|-----|-----|-----|-----|----|----|-----|-----|-----|------|-----|
| | | | | FG-FGA | PCT | 3FG-3FGA | PCT | FT-FTA | PCT | OFF | DEF | TOT | AVG | | | | | | | | |
| VMI | 11/07/2022 | * | 28:26 | 5-10 | .500 | 1-4 | .250 | 2-8 | .250 | 0 | 2 | 2 | 2.0 | 4 | 3 | 0 | 0 | 2 | 13 | 13.0 | |
| UNI | 11/11/2022 | * | 31:08 | 9-15 | .600 | 1-5 | .200 | 2-2 | 1.000 | 0 | 3 | 3 | 2.5 | 1 | 2 | 3 | 0 | 1 | 21 | 17.0 | |
| at Col. of Charleston | 11/14/2022 | * | 41:06 | 3-12 | .250 | 0-2 | .000 | 4-7 | .571 | 1 | 2 | 3 | 2.7 | 2 | 4 | 1 | 0 | 0 | 10 | 14.7 | |
| Wichita St. | 11/17/2022 | * | 35:06 | 3-11 | .273 | 0-5 | .000 | 1-2 | .500 | 0 | 4 | 4 | 3.0 | 0 | 7 | 5 | 0 | 2 | 7 | 12.8 | |
| vs Syracuse | 11/21/2022 | * | 36:21 | 5-9 | .556 | 4-6 | .667 | 0-0 | .000 | 3 | 1 | 4 | 3.2 | 4 | 6 | 2 | 0 | 2 | 14 | 13.0 | |
| vs Temple | 11/22/2022 | * | 34:09 | 3-9 | .333 | 2-5 | .400 | 5-6 | .833 | 2 | 2 | 4 | 3.3 | 1 | 2 | 2 | 0 | 2 | 13 | 13.0 | |
| at Toledo | 11/30/2022 | * | 25:56 | 1-5 | .200 | 0-1 | .000 | 3-4 | .750 | 0 | 2 | 2 | 3.1 | 3 | 2 | 3 | 0 | 2 | 5 | 11.9 | |
| at William & Mary | 12/03/2022 | * | 27:13 | 1-6 | .167 | 1-5 | .200 | 0-0 | .000 | 0 | 3 | 3 | 3.1 | 2 | 0 | 0 | 0 | 1 | 3 | 10.8 | |
| Drake | 12/10/2022 | * | 28:26 | 6-9 | .667 | 3-3 | 1.000 | 4-5 | .800 | 0 | 4 | 4 | 3.2 | 2 | 1 | 2 | 0 | 1 | 19 | 11.7 | |
| Fairleigh Dickinson | 12/13/2022 | * | 23:50 | 3-7 | .429 | 1-5 | .200 | 2-2 | 1.000 | 0 | 2 | 2 | 3.1 | 2 | 5 | 2 | 0 | 0 | 9 | 11.4 | |
| vs Clemson | 12/17/2022 | * | 24:22 | 0-4 | .000 | 0-1 | .000 | 0-0 | .000 | 0 | 2 | 2 | 3.0 | 1 | 2 | 3 | 0 | 1 | 0 | 10.4 | |
| Bucknell | 12/21/2022 | * | 36:45 | 5-12 | .417 | 1-3 | .333 | 1-1 | 1.000 | 1 | 1 | 2 | 2.9 | 3 | 2 | 2 | 0 | 2 | 12 | 10.5 | |
| Coppin St. | 12/28/2022 | * | 31:04 | 1-9 | .111 | 1-6 | .167 | 5-6 | .833 | 0 | 1 | 1 | 2.8 | 1 | 4 | 2 | 0 | 1 | 8 | 10.3 | |
| at George Mason | 12/31/2022 | * | 18:25 | 4-7 | .571 | 0-1 | .000 | 0-0 | .000 | 0 | 4 | 4 | 2.9 | 4 | 2 | 1 | 0 | 0 | 8 | 10.1 | |
| George Washington | 01/04/2023 | * | 31:49 | 3-8 | .375 | 2-5 | .400 | 3-4 | .750 | 1 | 4 | 5 | 3.0 | 2 | 0 | 5 | 0 | 1 | 11 | 10.2 | |
| Duquesne | 01/07/2023 | * | 32:32 | 3-10 | .300 | 1-6 | .167 | 1-2 | .500 | 0 | 3 | 3 | 3.0 | 1 | 2 | 1 | 0 | 0 | 8 | 10.1 | |
| at Davidson | 01/11/2023 | * | 32:09 | 5-8 | .625 | 4-6 | .667 | 2-3 | .667 | 0 | 3 | 3 | 3.0 | 0 | 0 | 3 | 0 | 0 | 16 | 10.4 | |
| at St. Bonaventure | 01/14/2023 | * | 29:12 | 2-7 | .286 | 0-4 | .000 | 2-2 | 1.000 | 1 | 3 | 4 | 3.1 | 3 | 2 | 4 | 1 | 0 | 6 | 10.2 | |
| Rhode Island | 01/17/2023 | * | 25:35 | 2-5 | .400 | 1-2 | .500 | 4-4 | 1.000 | 1 | 0 | 1 | 2.9 | 1 | 0 | 1 | 0 | 0 | 9 | 10.1 | |
| VCU | 01/20/2023 | * | 31:06 | 2-6 | .333 | 1-5 | .200 | 0-0 | .000 | 0 | 3 | 3 | 3.0 | 1 | 0 | 3 | 0 | 0 | 5 | 9.9 | |
| at Massachusetts | 01/25/2023 | * | 31:12 | 1-6 | .167 | 1-2 | .500 | 2-4 | .500 | 1 | 2 | 3 | 3.0 | 3 | 2 | 1 | 0 | 1 | 5 | 9.6 | |
| at Dayton | 01/28/2023 | * | 23:28 | 1-4 | .250 | 0-1 | .000 | 0-0 | .000 | 0 | 2 | 2 | 2.9 | 0 | 1 | 2 | 0 | 0 | 2 | 9.3 | |
| St. Bonaventure | 02/01/2023 | | 15:01 | 0-5 | .000 | 0-2 | .000 | 2-2 | 1.000 | 0 | 1 | 1 | 2.8 | 3 | 2 | 1 | 0 | 0 | 2 | 9.0 | |
| Fordham | 02/05/2023 | | 19:58 | 1-6 | .167 | 1-4 | .250 | 0-0 | .000 | 0 | 0 | 0 | 2.7 | 0 | 2 | 2 | 0 | 0 | 3 | 8.7 | |
| Totals | | | 22 | 694:18 | 69-190 | .363 | 26-89 | .292 | 45-64 | .703 | 11 | 54 | 65 | 2.7 | 44 | 53 | 51 | 1 | 19 | 209 | 8.7 |





#2 MARCUS RANDOLPH
G | SO | 6'5" | 195
WILLINGBORO, NJ
ARCHBISHOP WOOD (PA)

SOPHOMORE (2022-23)

GAME-BY-GAME

12/31 at George Mason - Scored a career-best 7 points, all in the 1st half ...
 12/17 vs Clemson - Scored a career-high 6 points, tied for third most among Spiders ...
 11/22 vs Temple - Played a career-high 21 minutes, recording career highs in rebounds (3) and assists (3) while helping to defend Temple's Khalif Battle ...
 Mooney after the game: "He enabled us to play a little smaller because he's tough enough and physical enough to bang with big guys and quick enough to guard on the perimeter."

FRESHMAN (2021-22)

- Appeared in nine games, recording five points and an assist
- Made a corner three-pointer vs Hofstra on Nov. 21 for his first college points

HIGH SCHOOL

- Two-time All-State selection, two-time All-Catholic League selection at Archbishop Wood High School
- 2021 Courier Times Player of the Year ... Averaged 16.6 points, 5.4 rebounds, and 4.7 assists per game
- Led Archbishop Wood to a 19-1 record, Philadelphia Catholic League title, and runner-up finish in Class 6A state tournament in 2021 ... Archbishop Wood was ranked among top 10 teams in the nation by various organizations during the 2020-21 season
- 1 of four D-I basketball players in his class at Archbishop Wood
- Played at Willingboro High School (NJ) his first two high school seasons
- Received more than a dozen D-I offers, including UR's A-10 rival La Salle
- Committed to Richmond in September 2020

PERSONAL

- Son of Trisha and Marcus Sr.
- Has a younger sister Tristen
- Born on January 12, 2003

CAREER HIGHS

| Statistic | Value | |
|--------------|-------|---|
| Points | 7 | at George Mason 12/31/22 |
| Rebounds | 3 | at Toledo 11/30/22, vs Temple 11/22/22 |
| Assists | 3 | at St. Bonaventure 01/14/23, vs Temple 11/22/22 |
| Steals | 1 | 6 times |
| Blocks | 1 | vs VCU 01/20/23 |
| FG Made | 3 | at George Mason 12/31/22, at Dayton 01/28/23 |
| FG Attempts | 6 | at Dayton 01/28/23 |
| 3FG Made | 1 | 12 times |
| 3FG Attempts | 3 | at Toledo 11/30/22 |
| FT Made | 2 | 5 times |

CAREER STATS

| | | | | Field Goals | | 3-Point | | F-Throws | | Rebounds | | | | Scoring | | | | | | |
|--------------|------|-------------|----------------|--------------|-------------|--------------|-------------|--------------|-------------|----------|-----------|-----------|------------|-------------|-----------|-----------|----------|----------|-----------|------------|
| SEASON | TEAM | GP-GS | MIN/AVG | FG-FGA | FG% | 3FG-3FGA | 3FG% | FT-FTA | FT% | OFF | DEF | TOT | AVG | PF-FO | A | TO | BLK | STL | PTS | AVG |
| 2021-22 | UR | 9-0 | 29/3.2 | 2-7 | .286 | 1-3 | .333 | 0-0 | .000 | 0 | 0 | 0 | 0.0 | 4-0 | 1 | 3 | 0 | 0 | 5 | 0.6 |
| 2022-23 | UR | 24-0 | 290/12.1 | 23-51 | .451 | 11-25 | .440 | 14-21 | .667 | 8 | 15 | 23 | 1.0 | 28-0 | 13 | 21 | 1 | 6 | 71 | 3.0 |
| TOTAL | | 33-0 | 319/9.7 | 25-58 | .431 | 12-28 | .429 | 14-21 | .667 | 8 | 15 | 23 | 0.7 | 32-0 | 14 | 24 | 1 | 6 | 76 | 2.3 |

GAME LOGS

| Opponent | Date | GS | MIN | Total | | 3-Pointers | | Free throws | | Rebounds | | | | PF | A | TO | BLK | STL | PTS | AVG |
|-----------------------|------------|----|--------|--------|-------|------------|-------|-------------|-------|----------|-----|-----|-----|----|----|----|-----|-----|-----|-----|
| | | | | FG-FGA | PCT | 3FG-3FGA | PCT | FT-FTA | PCT | OFF | DEF | TOT | AVG | | | | | | | |
| VMI | 11/07/2022 | | 13:38 | 1-3 | .333 | 1-2 | .500 | 2-2 | 1.000 | 0 | 1 | 1 | 1.0 | 0 | 0 | 0 | 0 | 0 | 5 | 5.0 |
| UNI | 11/11/2022 | | 10:34 | 1-2 | .500 | 1-2 | .500 | 2-2 | 1.000 | 0 | 1 | 1 | 1.0 | 2 | 0 | 2 | 0 | 1 | 5 | 5.0 |
| at Col. of Charleston | 11/14/2022 | | 07:43 | 0-2 | .000 | 0-1 | .000 | 0-0 | .000 | 1 | 0 | 1 | 1.0 | 1 | 0 | 0 | 0 | 1 | 0 | 3.3 |
| Wichita St. | 11/17/2022 | | 04:42 | 0-0 | .000 | 0-0 | .000 | 0-0 | .000 | 0 | 0 | 0 | 0.8 | 2 | 0 | 1 | 0 | 0 | 0 | 2.5 |
| vs Syracuse | 11/21/2022 | | 01:46 | 0-0 | .000 | 0-0 | .000 | 0-0 | .000 | 0 | 0 | 0 | 0.6 | 0 | 0 | 0 | 0 | 0 | 0 | 2.0 |
| vs Temple | 11/22/2022 | | 20:58 | 1-1 | 1.000 | 1-1 | 1.000 | 0-0 | .000 | 1 | 2 | 3 | 1.0 | 0 | 3 | 1 | 0 | 0 | 3 | 2.2 |
| at Toledo | 11/30/2022 | | 20:33 | 1-5 | .200 | 0-3 | .000 | 1-2 | .500 | 2 | 1 | 3 | 1.3 | 1 | 0 | 1 | 0 | 0 | 3 | 2.3 |
| at William & Mary | 12/03/2022 | | 18:08 | 1-2 | .500 | 1-1 | 1.000 | 0-0 | .000 | 0 | 1 | 1 | 1.3 | 0 | 1 | 2 | 0 | 1 | 3 | 2.4 |
| Drake | 12/10/2022 | | 10:27 | 0-1 | .000 | 0-0 | .000 | 0-0 | .000 | 1 | 1 | 2 | 1.3 | 3 | 0 | 2 | 0 | 0 | 0 | 2.1 |
| Fairleigh Dickinson | 12/13/2022 | | 10:53 | 1-2 | .500 | 1-1 | 1.000 | 0-0 | .000 | 0 | 2 | 2 | 1.4 | 0 | 0 | 1 | 0 | 0 | 3 | 2.2 |
| vs Clemson | 12/17/2022 | | 15:56 | 2-3 | .667 | 1-1 | 1.000 | 1-2 | .500 | 0 | 0 | 0 | 1.3 | 2 | 1 | 0 | 0 | 1 | 6 | 2.5 |
| Bucknell | 12/21/2022 | | 09:59 | 0-1 | .000 | 0-1 | .000 | 0-0 | .000 | 0 | 0 | 0 | 1.2 | 2 | 0 | 1 | 0 | 0 | 0 | 2.3 |
| Coppin St. | 12/28/2022 | | 15:44 | 2-3 | .667 | 1-1 | 1.000 | 0-0 | .000 | 0 | 0 | 0 | 1.1 | 3 | 1 | 1 | 0 | 0 | 5 | 2.5 |
| at George Mason | 12/31/2022 | | 21:39 | 3-5 | .600 | 1-1 | 1.000 | 0-0 | .000 | 0 | 0 | 0 | 1.0 | 2 | 0 | 0 | 0 | 1 | 7 | 2.9 |
| George Washington | 01/04/2023 | | 06:24 | 0-1 | .000 | 0-0 | .000 | 0-2 | .000 | 1 | 0 | 1 | 1.0 | 2 | 0 | 1 | 0 | 0 | 0 | 2.7 |
| Duquesne | 01/07/2023 | | 08:40 | 0-1 | .000 | 0-1 | .000 | 2-2 | 1.000 | 0 | 1 | 1 | 1.0 | 1 | 0 | 1 | 0 | 0 | 2 | 2.6 |
| at Davidson | 01/11/2023 | | 12:28 | 2-3 | .667 | 1-2 | .500 | 0-0 | .000 | 0 | 0 | 0 | 0.9 | 0 | 1 | 2 | 0 | 0 | 5 | 2.8 |
| at St. Bonaventure | 01/14/2023 | | 11:32 | 0-2 | .000 | 0-2 | .000 | 0-0 | .000 | 0 | 1 | 1 | 0.9 | 2 | 3 | 1 | 0 | 0 | 0 | 2.6 |
| Rhode Island | 01/17/2023 | | 09:53 | 1-1 | 1.000 | 0-0 | .000 | 1-1 | 1.000 | 1 | 1 | 2 | 1.0 | 0 | 0 | 1 | 0 | 0 | 3 | 2.6 |
| VCU | 01/20/2023 | | 08:45 | 1-1 | 1.000 | 1-1 | 1.000 | 1-2 | .500 | 0 | 1 | 1 | 1.0 | 1 | 1 | 1 | 1 | 0 | 4 | 2.7 |
| at Massachusetts | 01/25/2023 | | 14:52 | 1-3 | .333 | 1-2 | .500 | 0-0 | .000 | 0 | 0 | 0 | 1.0 | 1 | 2 | 1 | 0 | 0 | 3 | 2.7 |
| at Dayton | 01/28/2023 | | 14:18 | 3-6 | .500 | 0-1 | .000 | 0-0 | .000 | 0 | 1 | 1 | 1.0 | 0 | 0 | 0 | 0 | 0 | 6 | 2.9 |
| St. Bonaventure | 02/01/2023 | | 08:46 | 0-1 | .000 | 0-1 | .000 | 2-2 | 1.000 | 0 | 0 | 0 | 0.9 | 1 | 0 | 1 | 0 | 1 | 2 | 2.8 |
| Fordham | 02/05/2023 | | 11:57 | 2-2 | 1.000 | 0-0 | .000 | 2-4 | .500 | 1 | 1 | 2 | 1.0 | 2 | 0 | 0 | 0 | 0 | 6 | 3.0 |
| Totals | | 0 | 290:16 | 23-51 | .451 | 11-25 | .440 | 14-21 | .667 | 8 | 15 | 23 | 1.0 | 28 | 13 | 21 | 1 | 6 | 71 | 3.0 |





#3 TYLER BURTON

F | SR | 6'7" | 215
UXBRIDGE, MA
MARIANAPOLIS PREP (CT)

Most Career Points, UR History

| Name | Pts | Years |
|-------------------------|--------------|----------------|
| 13. Peter Woolfolk | 1,604 | 1984-88 |
| 14. Ken Atkinson | 1,549 | 1986-90 |
| 15. Terry Allen | 1,491 | 2012-16 |
| 16. Jarod Stevenson | 1,482 | 1994-98 |
| 17. Tyler Burton | 1,464 | 2019-23 |

Most Career Rebounds, UR History

| Name | Reb | Years |
|------------------------|------------|----------------|
| 1. Ken Daniel | 1,255 | 1952-56 |
| 2. Walt Lysaght | 1,190 | 1952-56 |
| 3. Grant Golden | 1,015 | 2016-22 |
| 4. Eric Poole | 894 | 1994-98 |
| 5. Peter Woolfolk | 859 | 1984-88 |
| 6. Terry Allen | 782 | 2012-16 |
| 7. Tyler Burton | 761 | 2019-23 |

SENIOR (2022-23)

GAME-BY-GAME

2/5 vs *Fordham* - Led all players with 13 points in the 2nd half as UR overcame an 11-point deficit ... 1st Spider with 18 or more points on 7 or fewer FG attempts since Nathan Cayo on Feb. 13, 2019

at VCU ... 2/1 vs *St. Bonaventure* - Scored a game-high 22 points with a team-high 9 rebounds ... Jumped from 21st to 18th on Richmond's career scoring list ... Collected his 750th career rebound ... 1/25 at *UMass* - Led UR with 20 points and 10 rebounds for his 21st career double-double ... Passed Mike Perry to move into seventh on UR's career rebounding list ... Played in front of a crowd of 40+ family and friends ... 1/17 vs *Rhode Island* - Scored a game-high 23 points ... Moved into ninth place on UR's career rebounding list ... 1/11 at *Davidson* - Led Richmond with a game-high 17 points and 12 rebounds for his 20th career double-double ... Added a career-high 5 steals ... 1/9 - Named A-10 Player of the Week for second time in three weeks and fifth time in his career ... joined SLU's Yuri Collins as the only players to win multiple A-10 POTW awards this season ... 1/7 vs *Duquesne* - Scored a game-high 23 points (19 in 1st half) to lead UR to 22-point comeback win ... Added eight rebounds to become 10th Spider with 700 career rebounds ... Sixth straight game with 20 or more points, the longest streak by a Spider since Kevin Anderson in March 2009 (6 games) ... 1/4 vs *GW* - Scored a game-high 26 points, one more than A-10 leading scorer James Bishop of GW ... Fifth straight game with 20 or more points, the longest streak by a Spider since Justin Harper in 2010-11 (5 games) ... Played all 40 minutes ... 12/31 at *George Mason* - Led UR with 21 points, becoming the first Spider with 20 points in 4 straight games since Grant Golden in 2018 ... 12/28 vs *Coppin St* - Led Richmond with 20 points and eight rebounds, his third straight 20-point game ... 12/27 - Named A-10 Player of the Week for the fourth time in his career and first since Feb. 7, 2022 ... 12/21 vs *Bucknell* - Scored a game-high 29 points ... Shot 6-6 from three-point range and 11-16 from the field ... Became first player in program history to shoot 6-6 or better from three-point range in a game ... Passed UR's all-time leading scorer John Newman to move into 10th on UR's career rebounding list ... 12/17 vs *Clemson* - Led Richmond with 21 points and 7 rebounds ... Became the 35th player in program history to reach 1,200 career points ... 12/3 at *William & Mary* - Outsourced William & Mary in the 2nd half (22-20) ... 11/21 vs *Syracuse* - Recorded his 19th career double-double, finishing with 13 points and a career-high 15 rebounds (most rebounds by a Spider since De'Monte Buckingham on Jan. 3, 2018 - 16) ... Played a career-high 45 minutes ... 11/14 at *Charleston* - Scored a career-high 38 points, the most by any Spider since Jan. 19, 2013 (Darrien Brothers - 39 vs Charlotte) ... Scored 29 points after halftime, including eight of UR's nine points in OT ... Helped Richmond erase a 21-point 2nd-half deficit ... Scored 10 straight for UR over 3:36 span between end of regulation and start of OT ... 1st D-I player this season to score 38 or more points and shoot 65 percent or better from the field (last - Javon Freeman-Liberty of Depaul on Feb. 27, 2022) ... 11/7 vs *VMI* - Recorded 12 points and a team-high 11 rebounds for his 18th career double-double

- Named Preseason First Team All-Atlantic 10 at the conference's media day on October 13 ... Became the sixth Spider to earn Preseason First Team All-A-10 honors, joining Jacob Gilyard (2019-21), Grant Golden (2018, 2021), T.J. Cline (2016), Kendall Anthony (2014), and Kevin Anderson (2009-10)
- Returned to Richmond in June after declaring for NBA Draft in April

JUNIOR (2021-2022)

- Second Team All-Atlantic 10 selection
- Selected First Team All-District in NABC District 4 (A-10)
- Named Second Team All-State by the Virginia Association of Sports Information Directors (VaSID)
- Led Richmond with 16.1 points and 7.7 rebounds per game ... 1 of 37 D-I players to average 16 points and 7.5 rebounds per game
- 1 of two players to rank in top seven in A-10 in scoring (7th) and rebounding (6th), along with George Mason's Josh Oduro



CAREER HIGHS

| Statistic | Value | |
|--------------|-------|---|
| Points | 38 | at Col. of Charleston 11/14/22 |
| Rebounds | 15 | vs Syracuse 11/21/22 |
| Assists | 4 | at Col. of Charleston 11/14/22 |
| Steals | 5 | at Davidson 01/11/23 |
| Blocks | 3 | vs Saint Francis (PA) 11/08/19 |
| FG Made | 13 | vs St. Bonaventure 02/04/22, at Col. of Charleston 11/14/22 |
| FG Attempts | 21 | at William & Mary 12/03/22 |
| 3FG Made | 6 | vs Bucknell 12/21/22 |
| 3FG Attempts | 9 | vs Hofstra 11/22/21, at UNI 12/05/21 |
| FT Made | 12 | at Saint Louis 01/02/22 |
| FT Attempts | 14 | at Saint Louis 01/02/22 |

CAREER STATS

| | | | | Field Goals | | 3-Point | | F-Throws | | Rebounds | | | | | | | | | | | Scoring | |
|---------|------|--------|-----------|-------------|------|----------|------|----------|------|----------|-----|-----|-----|-------|----|-----|-----|-----|------|------|---------|--|
| SEASON | TEAM | GP-GS | MIN/AVG | FG-FGA | FG% | 3FG-3FGA | 3FG% | FT-FTA | FT% | OFF | DEF | TOT | AVG | PF-FO | A | TO | BLK | STL | PTS | AVG | | |
| 2019-20 | UR | 30-1 | 420/14.0 | 50-111 | .450 | 10-38 | .263 | 27-36 | .750 | 27 | 90 | 117 | 3.9 | 56-1 | 9 | 29 | 14 | 17 | 137 | 4.6 | | |
| 2020-21 | UR | 23-23 | 712/30.9 | 97-216 | .449 | 33-91 | .363 | 49-61 | .803 | 33 | 141 | 174 | 7.6 | 46-2 | 12 | 23 | 13 | 25 | 276 | 12.0 | | |
| 2021-22 | UR | 37-37 | 1222/33.0 | 187-409 | .457 | 57-156 | .365 | 163-206 | .791 | 55 | 230 | 285 | 7.7 | 66-0 | 36 | 61 | 19 | 41 | 594 | 16.1 | | |
| 2022-23 | UR | 24-24 | 878/36.6 | 153-336 | .455 | 44-139 | .317 | 107-146 | .733 | 27 | 158 | 185 | 7.7 | 38-0 | 36 | 53 | 11 | 39 | 457 | 19.0 | | |
| TOTAL | | 114-85 | 3232/28.4 | 487-1072 | .454 | 144-424 | .340 | 346-449 | .771 | 142 | 619 | 761 | 6.7 | 206-3 | 93 | 166 | 57 | 122 | 1464 | 12.8 | | |

GAME LOGS

| Opponent | Date | GS | MIN | Total FG-FGA | PCT | 3-Pointers 3FG-3FGA | PCT | Free throws FT-FTA | PCT | Rebounds OFF DEF TOT | AVG | PF | A | TO | BLK | STL | PTS | AVG | | | |
|-----------------------|------------|----|-------|--------------|---------|---------------------|--------|--------------------|---------|----------------------|-----|-----|------|-----|-----|-----|-----|-----|----|------|------|
| VMI | 11/07/2022 | * | 31:10 | 4-12 | .333 | 2-8 | .250 | 2-2 | 1.000 | 2 | 9 | 11 | 11.0 | 1 | 2 | 0 | 1 | 0 | 12 | 12.0 | |
| UNI | 11/11/2022 | * | 28:37 | 3-6 | .500 | 1-3 | .333 | 4-5 | .800 | 1 | 8 | 9 | 10.0 | 1 | 0 | 0 | 1 | 1 | 11 | 11.5 | |
| at Col. of Charleston | 11/14/2022 | * | 42:29 | 13-20 | .650 | 4-8 | .500 | 8-8 | 1.000 | 1 | 5 | 6 | 8.7 | 0 | 4 | 5 | 0 | 1 | 38 | 20.3 | |
| Wichita St. | 11/17/2022 | * | 37:49 | 6-15 | .400 | 3-7 | .429 | 0-0 | .000 | 3 | 5 | 8 | 8.5 | 3 | 1 | 2 | 0 | 0 | 15 | 19.0 | |
| vs Syracuse | 11/21/2022 | * | 45:00 | 4-14 | .286 | 2-8 | .250 | 3-8 | .375 | 4 | 11 | 15 | 9.8 | 0 | 2 | 3 | 0 | 1 | 13 | 17.8 | |
| vs Temple | 11/22/2022 | * | 38:58 | 8-17 | .471 | 0-4 | .000 | 2-2 | 1.000 | 1 | 5 | 6 | 9.2 | 0 | 3 | 1 | 2 | 1 | 18 | 17.8 | |
| at Toledo | 11/30/2022 | * | 32:47 | 3-13 | .231 | 2-5 | .400 | 7-9 | .778 | 1 | 8 | 9 | 9.1 | 3 | 2 | 1 | 1 | 2 | 15 | 17.4 | |
| at William & Mary | 12/03/2022 | * | 40:00 | 10-21 | .476 | 4-8 | .500 | 2-2 | 1.000 | 2 | 1 | 3 | 8.4 | 2 | 2 | 2 | 1 | 3 | 26 | 18.5 | |
| Drake | 12/10/2022 | * | 32:11 | 5-11 | .455 | 0-3 | .000 | 7-9 | .778 | 1 | 6 | 7 | 8.2 | 1 | 2 | 1 | 1 | 2 | 17 | 18.3 | |
| Fairleigh Dickinson | 12/13/2022 | * | 22:01 | 5-9 | .556 | 1-5 | .200 | 1-1 | 1.000 | 0 | 9 | 9 | 8.3 | 0 | 1 | 0 | 1 | 0 | 12 | 17.7 | |
| vs Clemson | 12/17/2022 | * | 34:27 | 8-14 | .571 | 2-7 | .286 | 3-5 | .600 | 0 | 7 | 7 | 8.2 | 3 | 1 | 3 | 0 | 3 | 21 | 18.0 | |
| Bucknell | 12/21/2022 | * | 35:49 | 11-16 | .688 | 6-6 | 1.000 | 1-2 | .500 | 1 | 4 | 5 | 7.9 | 4 | 3 | 2 | 0 | 1 | 29 | 18.9 | |
| Coppin St. | 12/28/2022 | * | 37:09 | 6-13 | .462 | 3-8 | .375 | 5-9 | .556 | 1 | 7 | 8 | 7.9 | 0 | 1 | 3 | 0 | 1 | 20 | 19.0 | |
| at George Mason | 12/31/2022 | * | 40:00 | 8-18 | .444 | 2-4 | .500 | 3-7 | .429 | 2 | 4 | 6 | 7.8 | 2 | 0 | 4 | 0 | 0 | 21 | 19.1 | |
| George Washington | 01/04/2023 | * | 40:00 | 9-19 | .474 | 1-4 | .250 | 7-8 | .875 | 1 | 6 | 7 | 7.7 | 2 | 2 | 1 | 0 | 4 | 26 | 19.6 | |
| Duquesne | 01/07/2023 | * | 37:28 | 7-14 | .500 | 2-6 | .333 | 7-9 | .778 | 3 | 5 | 8 | 7.8 | 2 | 0 | 0 | 0 | 2 | 23 | 19.8 | |
| at Davidson | 01/11/2023 | * | 40:00 | 4-11 | .364 | 0-6 | .000 | 9-12 | .750 | 0 | 12 | 12 | 8.0 | 2 | 1 | 5 | 1 | 5 | 17 | 19.6 | |
| at St. Bonaventure | 01/14/2023 | * | 36:45 | 5-11 | .455 | 1-5 | .200 | 4-7 | .571 | 0 | 5 | 5 | 7.8 | 3 | 2 | 4 | 0 | 1 | 15 | 19.4 | |
| Rhode Island | 01/17/2023 | * | 39:12 | 9-20 | .450 | 1-6 | .167 | 4-4 | 1.000 | 1 | 6 | 7 | 7.8 | 1 | 1 | 1 | 0 | 4 | 23 | 19.6 | |
| VCU | 01/20/2023 | * | 38:10 | 5-13 | .385 | 2-7 | .286 | 2-5 | .400 | 1 | 4 | 5 | 7.7 | 2 | 0 | 6 | 1 | 2 | 14 | 19.3 | |
| at Massachusetts | 01/25/2023 | * | 36:47 | 5-15 | .333 | 3-7 | .429 | 7-8 | .875 | 0 | 10 | 10 | 7.8 | 3 | 2 | 2 | 0 | 2 | 20 | 19.3 | |
| at Dayton | 01/28/2023 | * | 36:06 | 5-13 | .385 | 0-5 | .000 | 1-2 | .500 | 0 | 5 | 5 | 7.6 | 0 | 2 | 1 | 0 | 2 | 11 | 19.0 | |
| St. Bonaventure | 02/01/2023 | * | 36:12 | 5-14 | .357 | 1-8 | .125 | 11-12 | .917 | 1 | 8 | 9 | 7.7 | 1 | 1 | 2 | 1 | 0 | 22 | 19.1 | |
| Fordham | 02/05/2023 | * | 38:38 | 5-7 | .714 | 1-1 | 1.000 | 7-10 | .700 | 0 | 8 | 8 | 7.7 | 2 | 1 | 4 | 0 | 1 | 18 | 19.0 | |
| Totals | | | 24 | 877:45 | 153-336 | .455 | 44-139 | .317 | 107-146 | .733 | 27 | 158 | 185 | 7.7 | 38 | 36 | 53 | 11 | 39 | 457 | 19.0 |



- Ranked 3rd in A-10, 38th in D-I with 6.2 defensive rebounds per game
- Ranked 2nd in A-10, 36th in D-I with 11 double-doubles
- 285 total rebounds were seventh most in a season in program history and second most in the A-10
- 594 total points were most in A-10 and 14th most in a season in Richmond history
- Led Atlantic 10 in free throws (163 - 13th in D-I) and free throw attempts (206 - 18th in D-I) ... 163 free throws were fifth most in a season in program history
- Led Richmond with 36.5 three-point FG pct (57-156)
- 2nd on team in minutes per game (33.0) and blocks per game (0.5)
- Became 51st member of Richmond's 1,000-point club with a free throw with 15:34 to play in UR's First Round NCAA Tournament win vs Iowa
- Scored a career-high 36 points vs St. Bonaventure on Feb. 4, the most by a Spider since March 1, 2016 (T.J. Cline - 36 vs Dayton)
- 2-time A-10 Player of the Week (Dec. 20, Feb. 7)

SOPHOMORE (2020-21)

- Won Chris Daniels Award, given to Atlantic 10's Most Improved Player ... First Spider to ever win the Award
- Scored 12.0 points per game, fifth on the team
- Led Richmond with 7.6 rebounds per game, sixth in the the A-10 ... Ranked third in A-10 with 6.1 defensive rebounds per game
- Registered third-most rebounds per game by a Spider in the last 15 years, trailing only T.J. Cline in 2016-17 and Terry Allen in 2015-16
- One of three players in A-10 to average 12 points and 7.5 rebounds per game (Jordan Goodwin, Marcus Weathers)
- Led Richmond with 6 double-doubles, third most in the A-10 ... Most double-doubles by a Spider in a season since 2016-17 (T.J. Cline - 11)
- Ranked second on team and ninth in A-10 in free throw percentage at 80.3 (49-61)
- Led Richmond with 0.6 blocks per game
- One of three Spiders to start all 23 games ... Played 30.3 minutes per game, third on the team
- Named A-10 Player of the Week on December 14 for his performances vs Wofford, Northern Iowa, and West Virginia

FRESHMAN (2019-20)

- Ranked sixth on the team with 4.6 points per game and fourth on the team with 3.9 rebounds per game
- Appeared in 30 games, making one start (at Hampton) and averaging 14.1 minutes per game (seventh on team)
- Recorded a team-high 11.0 rebounds per 40 minutes, most by a Spiders freshman since Darrius Garrett in 2008-09
- Scored in double digits five times, all in a 10-game span from January 18 to February 22 ... Scored a career-high 14 points vs La

Salle on January 22

- Finished third on the team with 14 blocks

HIGH SCHOOL

- Signed with the Spiders on November 14, 2018 ... Received offers from several other Atlantic 10 schools, including Rhode Island and St. Bonaventure
- Two-time All-State selection at Marianapolis Prep in Thompson, Ct.
- Team captain
- Named Class B Player of the Year by the New England Preparatory School Athletic Council (NEPSAC) following his junior and senior seasons
- Averaged 20 points and 11 rebounds as a junior and 18 points and 11 rebounds as a senior
- Rated as a top-10 Class of 2019 recruit in the state of Connecticut and a top-30 recruit in New England

PERSONAL

- Son of Quinton and Lynne
- Father Quinton played basketball at Providence, leading the Friars to the NCAA Tournament in 1989 and 1990 ... He averaged over 11 points per game as a senior ... He was also recruited by Richmond and took two official visits: to Richmond and to Providence
- Born on February 11, 2000





#4 DJI BAILEY
G | JR | 6'5" | 180
WILSON, NC
GREENFIELD SCHOOL

CAREER HIGHS

| Statistic | Value | |
|--------------|-------|--|
| Points | 10 | vs Mississippi St. 11/27/21 |
| Rebounds | 8 | vs VMI 11/07/22 |
| Assists | 4 | at Toledo 11/30/22 |
| Steals | 2 | vs Toledo 03/17/21, vs Utah St. 11/12/21 |
| Blocks | 1 | vs Old Dominion 12/19/21, at Toledo 11/30/22 |
| FG Made | 4 | vs St. Mary's (MD) 02/14/21, vs Mississippi St. 11/27/21 |
| FG Attempts | 8 | at Toledo 11/30/22 |
| 3FG Made | 1 | vs VMI 11/07/22, at Toledo 11/30/22, vs St. Bonaventure 02/01/23 |
| 3FG Attempts | 2 | 4 times |
| FT Made | 2 | vs Old Dominion 12/19/21, vs Mississippi St. 11/27/21 |
| FT Attempts | 3 | vs Mississippi St. 11/27/21 |

CAREER STATS

| SEASON | TEAM | GP-GS | MIN | AVG | FG-FGA | FG% | 3FG-3FGA | 3FG% | FT-FTA | FT% | OFF | DEF | TOT | AVG | PF-FO | A | TO | BLK | STL | PTS | AVG |
|--------------|------|-------------|------------|------------|--------------|-------------|-------------|-------------|--------------|-------------|-----------|-----------|-----------|------------|-------------|-----------|-----------|----------|-----------|-----------|------------|
| 2020-21 | UR | 9-0 | 68 | 7.6 | 7-12 | .583 | 0-4 | .000 | 2-4 | .500 | 2 | 10 | 12 | 1.3 | 8-0 | 1 | 5 | 0 | 5 | 16 | 1.8 |
| 2021-22 | UR | 16-0 | 125 | 7.8 | 12-20 | .600 | 0-5 | .000 | 6-10 | .600 | 4 | 7 | 11 | 0.7 | 11-0 | 4 | 7 | 1 | 6 | 30 | 1.9 |
| 2022-23 | UR | 15-2 | 190 | 12.6 | 15-39 | .385 | 3-9 | .333 | 4-8 | .500 | 10 | 20 | 30 | 2.0 | 23-0 | 19 | 19 | 1 | 7 | 37 | 2.5 |
| TOTAL | | 40-2 | 383 | 9.6 | 34-71 | .479 | 3-18 | .167 | 12-22 | .545 | 16 | 37 | 53 | 1.3 | 42-0 | 24 | 31 | 2 | 18 | 83 | 2.1 |

GAME LOGS

| Opponent | Date | GS | MIN | Total | | 3-Pointers | | Free throws | | Rebounds | | | | PF | A | TO | BLK | STL | PTS | AVG |
|-----------------------|------------|----|--------|-------|-------|------------|-------|-------------|-------|----------|-----|-----|-----|----|----|----|-----|-----|-----|-----|
| | | | | FG-FA | PCT | 3FG-3FGA | PCT | FT-FTA | PCT | OFF | DEF | TOT | AVG | | | | | | | |
| VMI | 11/07/2022 | | 16:39 | 3-5 | .600 | 1-2 | .500 | 0-1 | .000 | 3 | 5 | 8 | 8.0 | 2 | 1 | 3 | 0 | 7 | 7.0 | |
| UNI | 11/11/2022 | | 14:36 | 0-3 | .000 | 0-1 | .000 | 0-0 | .000 | 0 | 2 | 2 | 5.0 | 1 | 0 | 1 | 0 | 0 | 3.5 | |
| at Col. of Charleston | 11/14/2022 | | 05:39 | 0-0 | .000 | 0-0 | .000 | 0-0 | .000 | 0 | 1 | 1 | 3.7 | 2 | 0 | 3 | 0 | 0 | 2.3 | |
| Wichita St. | 11/17/2022 | | 18:11 | 0-0 | .000 | 0-0 | .000 | 1-2 | .500 | 0 | 0 | 0 | 2.8 | 3 | 2 | 1 | 0 | 1 | 2.0 | |
| vs Syracuse | 11/21/2022 | | 12:43 | 2-4 | .500 | 0-0 | .000 | 1-1 | 1.000 | 3 | 1 | 4 | 3.0 | 0 | 2 | 1 | 0 | 1 | 5 | 2.6 |
| vs Temple | 11/22/2022 | | 04:30 | 0-1 | .000 | 0-1 | .000 | 0-0 | .000 | 1 | 0 | 1 | 2.7 | 0 | 0 | 0 | 0 | 1 | 0 | 2.2 |
| at Toledo | 11/30/2022 | | 21:20 | 2-8 | .250 | 1-2 | .500 | 0-0 | .000 | 2 | 0 | 2 | 2.6 | 3 | 4 | 1 | 1 | 0 | 5 | 2.6 |
| at William & Mary | 12/03/2022 | | 03:33 | 1-1 | 1.000 | 0-0 | .000 | 0-1 | .000 | 0 | 2 | 2 | 2.5 | 0 | 0 | 1 | 0 | 0 | 2 | 2.5 |
| Drake | 12/10/2022 | | 14:08 | 1-5 | .200 | 0-1 | .000 | 0-0 | .000 | 0 | 4 | 4 | 2.7 | 2 | 1 | 1 | 0 | 1 | 2 | 2.4 |
| Fairleigh Dickinson | 12/13/2022 | | 14:17 | 1-2 | .500 | 0-1 | .000 | 1-2 | .500 | 0 | 2 | 2 | 2.6 | 0 | 3 | 3 | 0 | 0 | 3 | 2.5 |
| Rhode Island | 01/17/2023 | | 06:10 | 0-1 | .000 | 0-0 | .000 | 0-0 | .000 | 0 | 1 | 1 | 2.5 | 1 | 0 | 1 | 0 | 0 | 0 | 2.3 |
| VCU | 01/20/2023 | | 04:18 | 0-0 | .000 | 0-0 | .000 | 0-0 | .000 | 0 | 0 | 0 | 2.3 | 2 | 1 | 0 | 0 | 1 | 0 | 2.1 |
| at Dayton | 01/28/2023 | | 12:32 | 2-3 | .667 | 0-0 | .000 | 1-1 | 1.000 | 1 | 0 | 1 | 2.2 | 0 | 2 | 1 | 0 | 0 | 5 | 2.3 |
| St. Bonaventure | 02/01/2023 | * | 23:33 | 2-3 | .667 | 1-1 | 1.000 | 0-0 | .000 | 0 | 1 | 1 | 2.1 | 4 | 3 | 1 | 0 | 1 | 5 | 2.5 |
| Fordham | 02/05/2023 | * | 17:34 | 1-3 | .333 | 0-0 | .000 | 0-0 | .000 | 0 | 1 | 1 | 2.0 | 3 | 0 | 1 | 0 | 1 | 2 | 2.5 |
| Totals | | 2 | 189:43 | 15-39 | .385 | 3-9 | .333 | 4-8 | .500 | 10 | 20 | 30 | 2.0 | 23 | 19 | 19 | 1 | 7 | 37 | 2.5 |

SOPHOMORE (2021-22)

- Appeared in 16 games, averaging 1.9 points, 0.7 rebounds, and 0.4 steals in 7.8 minutes per game
- Shot 12-20 from the field, the highest FG pct on the team (.600)
- Ranked second on team in steals per 40 minutes (1.9)
- Scored a career-high 10 points vs Mississippi State at the Bahamas Championships
- Injured his ankle on January 13 and played in only two more games, registering seven minutes vs Dayton on March 1 and one minute vs Providence on March 19

FRESHMAN (2020-21)

- Appeared in nine games, averaging 1.8 points and 1.3 rebounds in 7.6 minutes per game
- Ranked second on team in steals per 40 minutes (3.0) and third in rebounds per 40 minutes (7.2) among players to play at least 10 minutes
- Shot 7-12 from the field, including 7-8 from two-point range
- Played career-high 19 minutes vs Mississippi State in NIT quarterfinals, registering five points and two rebounds
- Scored his first nine career points vs St. Mary's (MD) on February 14 ... Added 5 rebounds in 16 minutes
- Did not fully practice until mid-November after fracturing his wrist during a workout in June

HIGH SCHOOL

- Attended the Greenfield School ... Led team to North Carolina Independent Schools Athletic Association (NCISAA) 1A state title in 2019
- Averaged 17 points, nine rebounds, and eight assists per game as a senior
- NCISAA All-State selection, Wilson Times All-Area selection as a senior
- 2020 1A/2A Coastal Plain Independent Conference (CPIC) Player of the Year
- No. 15 recruit in North Carolina's Class of 2020 according to ESPN.com
- Released from commitment to Wake Forest in April 2020 after team fired coach Danny Manning
- Signed with Richmond on May 12, the final member of the Spiders Class of 2020

PERSONAL

- Born on May 19, 2002
- First name is pronounced jai (rhymes with fly)





#5 CONNOR CRABTREE G | GR | 6'6" | 200 HILLSBOROUGH, NC HARGRAVE MILITARY (VA)/TULANE

GRAD STUDENT (2022-23)

GAME-BY-GAME

1/25 - Team announced he would need surgery to repair a broken right pinkie finger, with an expected recovery time of six weeks ... 1/11 at Davidson - Rolled his ankle in practice the day before the game and was unavailable ... 12/10 vs Drake - Made a three-pointer from the left wing for his first points of the season ... Preseason - Fractured left pinkie finger in October and was unavailable for the first two weeks of the season

REDSHIRT JUNIOR (2021-22)

- Appeared in 35 games, averaging 2.0 points and 1.0 rebounds in 7.8 minutes per game
- Shot 75.0 pct from FT line (12-16), tied for third-highest on team
- 47.2 FG pct ranked third on team among players with more than 20 FG attempts
- Played a season-high 18 minutes and scored eight points vs Toledo on Dec. 11
- Only two missed games were result of a non-COVID illness at the end of January

REDSHIRT SOPHOMORE (2020-21)

- Appeared in four games, averaging 4.8 points (sixth on team) and 1.8 rebounds in 10.1 minutes per game
- Made five of his seven field goal attempts
- Made his Richmond Spiders debut at West Virginia on December 13 after missing the first four games of the season with a groin injury
- Played a season-high 21 minutes vs Hofstra on December 22, registering eight points and five rebounds
- Missed the remainder of the season after fracturing his right foot in late December

2019-20

- Signed with the Spiders on May 17, 2019 after transferring from Tulane
- Sat out season due to NCAA transfer regulations
- Underwent a pair of hip surgeries

FRESHMAN (2018-19 • TULANE)

- Averaged 7.1 points per game while appearing in 30 games with 15 starts
- Started 15 of Tulane's final 16 games of the season
- Sixth-highest scoring freshman in American Athletic Conference
- Averaged 11.1 points per game while shooting 50 percent from the field (33-66) over the final 10 games of the season
- Led Tulane in 3-pt FG pct (36.7) and FT pct (80.3)
- Tulane's leading scorer in three games, including a career-high 23 points vs East Carolina on February 23

HIGH SCHOOL

- Completed a post-graduate season at Hargrave Military Academy in Chatham, Va. in 2017-18, averaging 21.4 points per game for the Tigers
- Graduated from Orange High School in Hillsborough, N.C. ... Averaged 26 points per game as a senior and earned AP All-State honors

PERSONAL

- Son of Keith and Carol
- Parents both played college basketball at Longwood University
- Older brother Keegan played basketball at Lees-McCrae College (NCAA Division 2)
- Born on July 19, 1998

CAREER HIGHS

| Statistic | Value | |
|--------------|-------|--|
| Points | 23 | vs East Carolina 02/23/19 |
| Rebounds | 6 | at East Carolina 01/31/19 |
| Assists | 3 | 6 times |
| Steals | 5 | vs Towson 12/21/18 |
| Blocks | 2 | at Memphis 02/20/19, vs UCF 01/23/19 |
| FG Made | 8 | vs East Carolina 02/23/19 |
| FG Attempts | 13 | vs East Carolina 02/23/19 |
| 3FG Made | 4 | vs East Carolina 02/23/19, at Wichita St. 02/09/19 |
| 3FG Attempts | 6 | vs East Carolina 02/23/19, vs Coastal Carolina 11/13/18, vs Alabama A&M 12/22/18 |
| FT Made | 6 | vs South Fla. 03/06/19 |
| FT Attempts | 7 | vs South Fla. 03/06/19 |

CAREER STATS

| SEASON | TEAM | GP-GS | MIN | AVG | FG-FGA | FG% | 3FG-3FGA | 3FG% | FT-FTA | FT% | OFF | DEF | TOT | AVG | PF-FO | A | TO | BLK | STL | PTS | AVG |
|--------------|--------|-------|-----|------|--------|------|----------|------|--------|-------|-----|-----|-----|-----|-------|----|----|-----|-----|-----|-----|
| 2018-19 | Tulane | 29-15 | 614 | 21.2 | 63-148 | .426 | 28-78 | .359 | 53-66 | .803 | 13 | 45 | 58 | 2.0 | 51-2 | 32 | 36 | 6 | 19 | 207 | 7.1 |
| 2020-21 | UR | 4-0 | 40 | 10.1 | 5-7 | .714 | 1-3 | .333 | 8-8 | 1.000 | 1 | 6 | 7 | 1.8 | 2-0 | 1 | 3 | 0 | 1 | 19 | 4.8 |
| 2021-22 | UR | 35-0 | 273 | 7.8 | 25-53 | .472 | 9-29 | .310 | 12-16 | .750 | 6 | 28 | 34 | 1.0 | 23-0 | 13 | 9 | 1 | 6 | 71 | 2.0 |
| 2022-23 | UR | 7-0 | 29 | 4.1 | 2-6 | .333 | 1-4 | .250 | 0-1 | .000 | 1 | 3 | 4 | 0.6 | 2-0 | 1 | 0 | 0 | 2 | 5 | 0.7 |
| TOTAL FOR UR | | 46-0 | 342 | 7.4 | 32-66 | .485 | 11-36 | .306 | 20-25 | .800 | 8 | 37 | 45 | 1.0 | 27-0 | 15 | 12 | 1 | 9 | 95 | 2.1 |
| TOTAL | | 75-15 | 956 | 12.7 | 95-214 | .444 | 39-114 | .342 | 73-91 | .802 | 21 | 82 | 103 | 1.4 | 78-2 | 47 | 48 | 7 | 28 | 302 | 4.0 |

GAME LOGS

| Opponent | Date | GS | MIN | Total | | 3-Pointers | | Free throws | | Rebounds | | | | PF | A | TO | BLK | STL | PTS | AVG |
|---------------------|------------|----|-------|--------|-------|------------|-------|-------------|------|----------|-----|-----|-----|----|---|----|-----|-----|-----|-----|
| | | | | FG-FGA | PCT | 3FG-3FGA | PCT | FT-FTA | PCT | OFF | DEF | TOT | AVG | | | | | | | |
| at Toledo | 11/30/2022 | | 01:31 | 0-0 | .000 | 0-0 | .000 | 0-0 | .000 | 0 | 0 | 0 | 0.0 | 1 | 0 | 0 | 0 | 0 | 0.0 | |
| Drake | 12/10/2022 | | 03:45 | 1-1 | 1.000 | 1-1 | 1.000 | 0-0 | .000 | 0 | 0 | 0 | 0.0 | 0 | 0 | 0 | 0 | 3 | 1.5 | |
| Fairleigh Dickinson | 12/13/2022 | | 08:45 | 0-2 | .000 | 0-2 | .000 | 0-0 | .000 | 1 | 2 | 3 | 1.0 | 0 | 1 | 0 | 0 | 1 | 0 | 1.0 |
| vs Clemson | 12/17/2022 | | 08:22 | 1-3 | .333 | 0-1 | .000 | 0-1 | .000 | 0 | 1 | 1 | 1.0 | 0 | 0 | 0 | 0 | 2 | 1.3 | |
| Coppin St. | 12/28/2022 | | 04:04 | 0-0 | .000 | 0-0 | .000 | 0-0 | .000 | 0 | 0 | 0 | 0.8 | 1 | 0 | 0 | 0 | 0 | 1.0 | |
| at George Mason | 12/31/2022 | | 01:18 | 0-0 | .000 | 0-0 | .000 | 0-0 | .000 | 0 | 0 | 0 | 0.7 | 0 | 0 | 0 | 0 | 1 | 0.8 | |
| George Washington | 01/04/2023 | | 01:04 | 0-0 | .000 | 0-0 | .000 | 0-0 | .000 | 0 | 0 | 0 | 0.6 | 0 | 0 | 0 | 0 | 0 | 0.7 | |
| Totals | | 0 | 28:49 | 2-6 | .333 | 1-4 | .250 | 0-1 | .000 | 1 | 3 | 4 | 0.6 | 2 | 1 | 0 | 0 | 2 | 5 | 0.7 |





#11 JASON ROCHE
G | SO | 6'5" | 180
BERKELEY, CA
ST. MARY'S HIGH/CITADEL

CAREER HIGHS

| Statistic | Value | |
|--------------|-------|--|
| Points | 29 | vs Samford 02/05/22 |
| Rebounds | 9 | vs Morris 11/12/21 |
| Assists | 2 | 5 times |
| Steals | 3 | vs Morris 11/12/21, vs Coppin St. 12/28/22 |
| Blocks | 1 | 9 times |
| FG Made | 10 | vs Samford 02/05/22 |
| FG Attempts | 17 | vs Samford 02/05/22 |
| 3FG Made | 9 | vs Samford 02/05/22 |
| 3FG Attempts | 15 | vs Samford 02/05/22 |
| FT Made | 9 | at UNC Greensboro 02/10/22 |
| FT Attempts | 10 | at UNC Greensboro 02/10/22 |

CAREER STATS

| | | | | Field Goals | | 3-Point | | F-Throws | | Rebounds | | | | | | | | | | | Scoring | |
|--------------|------|-------|-----------|-------------|------|----------|------|----------|------|----------|-----|-----|-----|-------|----|----|-----|-----|-----|------|---------|--|
| SEASON | TEAM | GP-GS | MIN/AVG | FG-FGA | FG% | 3FG-3FGA | 3FG% | FT-FTA | FT% | OFF | DEF | TOT | AVG | PF-FO | A | TO | BLK | STL | PTS | AVG | | |
| 2021-22 | Cit | 31-30 | 1121/36.2 | 124-309 | .401 | 110-277 | .397 | 50-55 | .909 | 23 | 100 | 123 | 4.0 | 58-0 | 21 | 32 | 7 | 21 | 408 | 13.2 | | |
| 2022-23 | UR | 23-1 | 423/18.4 | 48-116 | .414 | 41-101 | .406 | 15-16 | .938 | 11 | 28 | 39 | 1.7 | 28-0 | 4 | 7 | 2 | 5 | 152 | 6.6 | | |
| TOTAL FOR UR | | 23-1 | 423/18.4 | 48-116 | .414 | 41-101 | .406 | 15-16 | .938 | 11 | 28 | 39 | 1.7 | 28-0 | 4 | 7 | 2 | 5 | 152 | 6.6 | | |
| TOTAL | | 54-31 | 1545/28.6 | 172-425 | .405 | 151-378 | .399 | 65-71 | .915 | 34 | 128 | 162 | 3.0 | 86-0 | 25 | 39 | 9 | 26 | 560 | 10.4 | | |

GAME LOGS

| Opponent | Date | GS | MIN | Total | | 3-Pointers | | Free throws | | Rebounds | | | | | | | | | | |
|-----------------------|------------|----|-------|--------|------|------------|------|-------------|-------|----------|-----|-----|-----|----|---|----|-----|-----|-----|------|
| | | | | FG-FGA | PCT | 3FG-3FGA | PCT | FT-FTA | PCT | OFF | DEF | TOT | AVG | PF | A | TO | BLK | STL | PTS | AVG |
| VMI | 11/07/2022 | | 17:40 | 1-5 | .200 | 1-4 | .250 | 3-4 | .750 | 2 | 1 | 3 | 3.0 | 1 | 0 | 0 | 1 | 0 | 6 | 6.0 |
| UNI | 11/11/2022 | | 21:33 | 5-8 | .625 | 4-6 | .667 | 0-0 | .000 | 1 | 1 | 2 | 2.5 | 0 | 0 | 0 | 1 | 0 | 14 | 10.0 |
| at Col. of Charleston | 11/14/2022 | | 18:19 | 1-4 | .250 | 1-4 | .250 | 0-0 | .000 | 0 | 3 | 3 | 2.7 | 2 | 0 | 0 | 0 | 1 | 3 | 7.7 |
| Wichita St. | 11/17/2022 | | 25:52 | 2-5 | .400 | 2-5 | .400 | 0-0 | .000 | 1 | 1 | 2 | 2.5 | 4 | 0 | 0 | 0 | 0 | 6 | 7.3 |
| vs Syracuse | 11/21/2022 | | 30:19 | 4-9 | .444 | 4-8 | .500 | 0-0 | .000 | 3 | 2 | 5 | 3.0 | 1 | 1 | 1 | 0 | 0 | 12 | 8.2 |
| vs Temple | 11/22/2022 | | 16:39 | 2-5 | .400 | 2-5 | .400 | 0-0 | .000 | 0 | 2 | 2 | 2.8 | 1 | 0 | 0 | 0 | 0 | 6 | 7.8 |
| at Toledo | 11/30/2022 | | 20:55 | 5-7 | .714 | 4-6 | .667 | 0-0 | .000 | 0 | 1 | 1 | 2.6 | 2 | 0 | 0 | 0 | 0 | 14 | 8.7 |
| at William & Mary | 12/03/2022 | * | 15:27 | 0-2 | .000 | 0-2 | .000 | 0-0 | .000 | 0 | 0 | 0 | 2.3 | 0 | 0 | 0 | 0 | 0 | 0 | 7.6 |
| Drake | 12/10/2022 | | 24:10 | 2-4 | .500 | 1-3 | .333 | 2-2 | 1.000 | 0 | 1 | 1 | 2.1 | 2 | 0 | 1 | 0 | 0 | 7 | 7.6 |
| Fairleigh Dickinson | 12/13/2022 | | 22:40 | 3-7 | .429 | 3-6 | .500 | 0-0 | .000 | 1 | 2 | 3 | 2.2 | 0 | 1 | 1 | 0 | 0 | 9 | 7.7 |
| vs Clemson | 12/17/2022 | | 26:09 | 2-5 | .400 | 2-3 | .667 | 0-0 | .000 | 0 | 2 | 2 | 2.2 | 0 | 0 | 0 | 0 | 0 | 6 | 7.5 |
| Bucknell | 12/21/2022 | | 23:13 | 2-4 | .500 | 2-4 | .500 | 1-1 | 1.000 | 0 | 2 | 2 | 2.2 | 1 | 1 | 0 | 0 | 0 | 7 | 7.5 |
| Coppin St. | 12/28/2022 | | 19:44 | 4-8 | .500 | 4-8 | .500 | 4-4 | 1.000 | 1 | 2 | 3 | 2.2 | 1 | 0 | 0 | 0 | 3 | 16 | 8.2 |
| at George Mason | 12/31/2022 | | 13:18 | 0-3 | .000 | 0-3 | .000 | 2-2 | 1.000 | 0 | 2 | 2 | 2.2 | 2 | 0 | 0 | 0 | 0 | 2 | 7.7 |
| George Washington | 01/04/2023 | | 17:35 | 3-5 | .600 | 2-4 | .500 | 0-0 | .000 | 0 | 3 | 3 | 2.3 | 1 | 0 | 0 | 0 | 0 | 8 | 7.7 |
| Duquesne | 01/07/2023 | | 16:21 | 2-7 | .286 | 1-6 | .167 | 0-0 | .000 | 0 | 1 | 1 | 2.2 | 2 | 0 | 2 | 0 | 0 | 5 | 7.6 |
| at Davidson | 01/11/2023 | | 14:31 | 1-4 | .250 | 1-4 | .250 | 0-0 | .000 | 0 | 0 | 0 | 2.1 | 2 | 1 | 0 | 0 | 0 | 3 | 7.3 |
| at St. Bonaventure | 01/14/2023 | | 18:57 | 3-6 | .500 | 3-5 | .600 | 0-0 | .000 | 0 | 0 | 0 | 1.9 | 1 | 0 | 0 | 0 | 0 | 9 | 7.4 |
| Rhode Island | 01/17/2023 | | 18:35 | 2-6 | .333 | 0-4 | .000 | 0-0 | .000 | 1 | 0 | 1 | 1.9 | 0 | 0 | 1 | 0 | 1 | 4 | 7.2 |
| VCU | 01/20/2023 | | 15:58 | 1-4 | .250 | 1-4 | .250 | 2-2 | 1.000 | 1 | 1 | 2 | 1.9 | 0 | 0 | 0 | 0 | 0 | 5 | 7.1 |
| at Massachusetts | 01/25/2023 | | 08:39 | 2-4 | .500 | 2-4 | .500 | 1-1 | 1.000 | 0 | 1 | 1 | 1.9 | 2 | 0 | 0 | 0 | 0 | 7 | 7.1 |
| St. Bonaventure | 02/01/2023 | | 13:33 | 1-4 | .250 | 1-3 | .333 | 0-0 | .000 | 0 | 0 | 0 | 1.8 | 1 | 0 | 0 | 0 | 0 | 3 | 6.9 |
| Fordham | 02/05/2023 | | 02:59 | 0-0 | .000 | 0-0 | .000 | 0-0 | .000 | 0 | 0 | 0 | 1.7 | 2 | 0 | 1 | 0 | 0 | 0 | 6.6 |
| Totals | | | 1 | 423:06 | .414 | 41-101 | .406 | 15-16 | .938 | 11 | 28 | 39 | 1.7 | 28 | 4 | 7 | 2 | 5 | 152 | 6.6 |

- Signed with the Spiders on April 26, 2022
- Was also offered by Missouri, Pittsburgh, Kansas State, St. Bonaventure, and San Diego after entering transfer portal

FRESHMAN (2021-22 • CITADEL)

- Named Southern Conference Rookie of the Year
- Averaged 13.2 points (second on team) and 4.0 rebounds (third on team) per game
- 110 three-pointers ranked ninth in Division I and first among freshmen
- Ranked third in Southern Conference and 39th in Division I in three-point FG pct, at 39.7
- Led Southern Conference with 36.2 minutes per game (28th in Division I)
- 1 of three Citadel players to appear in all 31 games ... made 30 starts
- Scored 27 points in his collegiate debut to lead Citadel to an upset of Pittsburgh
- Scored a career-high 29 points vs Samford on February 5

HIGH SCHOOL

- Finished his prep career playing under coach Rob Toste at Pomfret School in Connecticut
- Led St. Mary's College High School (Albany, California) to Division III California Co-Championship in 2020
- Averaged 23 points, six rebounds, and four assists per game as a senior
- Earned First Team All-League honors as a junior and senior

PERSONAL

- Son of Sandra & Patrick
- Cousin Christine Cleary played basketball at Wisconsin ... Cousin Joe Cleary was on the track team at Wisconsin
- Born on November 17, 2001
- Last name is pronounced ROACH





#12 MALCOLM DREAD
G | R-FR | 6'4" | 210
DETROIT, MI
GONZAGA HIGH (DC)

REDSHIRT (2021-22)

- Led Richmond's scout team while redshirting

HIGH SCHOOL

- Helped Gonzaga College High School to DCSAA Class AA Boys Basketball title as a junior in 2020
- Committed to Richmond in June 2020 as the first member of the Spiders 2021 recruiting class
- No. 2 recruit in Washington, D.C.'s Class of 2021 by 247Sports.com

PERSONAL

- Son of Kisha and Aaron ... Father Aaron played basketball at Millersville University in Pennsylvania
- Has a brother Myles, who plays basketball at Penn State, and a sister Mason
- Born on March 1, 2002

CAREER HIGHS

| Statistic | Value | |
|--------------|-------|---------------------------------|
| Rebounds | 2 | vs Fairleigh Dickinson 12/13/22 |
| FG Attempts | 1 | vs UNI 11/11/22 |
| 3FG Attempts | 1 | vs UNI 11/11/22 |

CAREER STATS

| | | | | Field Goals | | 3-Point | | F-Throws | | Rebounds | | | | | | | | | Scoring | |
|---------|------|-------|---------|-------------|------|----------|------|----------|------|----------|-----|-----|-----|-------|---|----|-----|-----|---------|-----|
| SEASON | TEAM | GP-GS | MIN/AVG | FG-FGA | FG% | 3FG-3FGA | 3FG% | FT-FTA | FT% | OFF | DEF | TOT | AVG | PF-FO | A | TO | BLK | STL | PTS | AVG |
| 2022-23 | UR | 2-0 | 3/1.7 | 0-1 | .000 | 0-1 | .000 | 0-0 | .000 | 0 | 2 | 2 | 1.0 | 0-0 | 0 | 0 | 0 | 0 | 0 | 0.0 |
| TOTAL | | 2-0 | 3/1.7 | 0-1 | .000 | 0-1 | .000 | 0-0 | .000 | 0 | 2 | 2 | 1.0 | 0-0 | 0 | 0 | 0 | 0 | 0 | 0.0 |

GAME LOGS

| | | | | Total | | 3-Pointers | | Free throws | | Rebounds | | | | | | | | | | | |
|---------------------|------------|----|-------|--------|------|------------|------|-------------|------|----------|-----|-----|-----|----|---|----|-----|-----|-----|-----|--|
| Opponent | Date | GS | MIN | FG-FGA | PCT | 3FG-3FGA | PCT | FT-FTA | PCT | OFF | DEF | TOT | AVG | PF | A | TO | BLK | STL | PTS | AVG | |
| UNI | 11/11/2022 | | 01:02 | 0-1 | .000 | 0-1 | .000 | 0-0 | .000 | 0 | 0 | 0 | 0.0 | 0 | 0 | 0 | 0 | 0 | 0 | 0.0 | |
| Fairleigh Dickinson | 12/13/2022 | | 02:23 | 0-0 | .000 | 0-0 | .000 | 0-0 | .000 | 0 | 2 | 2 | 1.0 | 0 | 0 | 0 | 0 | 0 | 0 | 0.0 | |
| Totals | | 0 | 03:25 | 0-1 | .000 | 0-1 | .000 | 0-0 | .000 | 0 | 2 | 2 | 1.0 | 0 | 0 | 0 | 0 | 0 | 0 | 0.0 | |





#15 MATT GRACE F | GR | 6'9" | 230 HAMILTON, ONTARIO TRC ACADEMY

GRAD STUDENT (2022-23)
GAME-BY-GAME

2/5 vs Fordham - Celebrated his 24th birthday with a career-high and game-high 21 points ... Played a career-high 35 minutes ... 1/14 at St. Bonaventure - Led UR with 16 points ... Played in front of a group of 20 friends and family ... 12/31 at George Mason - Made back-to-back three-pointers to give UR a 1-point lead with 4:51 to play ... 12/21 vs Bucknell - Scored a career-high 20 points, second among Spiders ... matched or set career highest in field goals (7), field goal attempts (14), three-point field goals (4), and three-point field goal attempts (6) ... 12/10 vs Drake - Returned to the starting lineup for the first time since injuring his knee vs Charleston ... 12/3 at William & Mary - Returned to action after missing four games with a right MCL injury ... Led UR with 5 assists and 3 blocks in 18 minutes ... Became third Spider with 5 assists and 3 blocks in a game since 2010 (Grant Golden - 2019 at GMU, Terry Allen - 2015 vs Stetson) ... 11/17 vs Wichita St - Did not play due to a sprained right MCL, snapping streak of 73 straight games played ... 11/14 at Charleston - Matched a career-high with 16 points, second on the team ... Shot 5-6 from the field and 4-4 from the foul line ... Left with a knee injury with 1:51 left in OT ... 11/11 vs UNI - Led UR with a career-high five assists

SENIOR (2021-22)

- Sixth man averaged 15.3 minutes per game, sixth on the team
- Averaged 4.1 points (seventh on team) and 2.4 rebounds (sixth on team)
- Second on team in Ast-TO ratio (1.90) and third in blocks per game (0.5)
- Led team in Block percentage (3.5), second in Off Reb percentage (5.9) via KenPom
- Made game-winning FG in A-10 Championship (And-1 with 19 seconds to play to give UR a one-point lead) and A-10 semifinals vs Dayton (3-pointer with 1:40 to play to break a 59-59 tie)

JUNIOR (2020-21)

- One of five Spiders to appear in all 23 games ... Made first two career starts in NIT for Grant Golden
- Averaged 3.3 points, 0.8 rebounds, and 0.8 assists per game
- Registered 19 assists compared to just four turnovers ... Ast/TO ratio of 4.75 was highest in a season in Spiders history among players with at least 10 assists
- Shot 14-36 from three-point range ... Led team in three-point shooting (38.9 percent) among those with at least 20 three-point attempts
- Scored 5.9 points per game over the final 10 games of the season, including a career-high 16 in the NIT Quarterfinals vs Mississippi State

SOPHOMORE (2019-20)

- Averaged 0.9 points and 1.3 rebounds in 29 games ... Averaged 7.8 minutes per game, ninth most on team ... Second-highest assist-to-turnover ratio on the team, at 1.91

FRESHMAN (2018-19)

- Averaged 1.2 points and 1.0 rebound in 31 games ... Played 233 minutes, eighth most on the team
- Led team in assist-to-turnover ratio among those with multiple assists (2.67)

PERSONAL

- Son of Kelly and Leslie
- Father Kelly played basketball at Brock University in Canada where he scored 1,500 points and collected 1,000 rebounds ... He is a member of the school's Basketball Hall of Fame
- Younger brother Mike plays lacrosse at the Rochester Institute of Technology
- Born on Feb. 5, 1999



CAREER HIGHS

| Statistic | Value | |
|--------------|-------|--|
| Points | 21 | vs Fordham 02/05/23 |
| Rebounds | 7 | at George Washington 02/22/22 |
| Assists | 5 | vs UNI 11/11/22, at William & Mary 12/03/22 |
| Steals | 2 | 8 times |
| Blocks | 3 | at William & Mary 12/03/22 |
| FG Made | 7 | vs Bucknell 12/21/22 |
| FG Attempts | 14 | vs Bucknell 12/21/22 |
| 3FG Made | 4 | vs Georgia St. 11/16/21, vs Bucknell 12/21/22, at St. Bonaventure 01/14/23 |
| 3FG Attempts | 9 | at George Mason 12/31/22 |
| FT Made | 9 | vs Fordham 02/05/23 |
| FT Attempts | 10 | vs Fordham 02/05/23 |

CAREER STATS

| SEASON | TEAM | GP-GS | MIN | AVG | FG-FGA | FG% | 3FG-3FGA | 3FG% | FT-FTA | FT% | OFF | DEF | TOT | AVG | PF-FO | A | TO | BLK | STL | PTS | AVG |
|--------------|------|---------------|-------------|-------------|----------------|-------------|---------------|-------------|--------------|-------------|-----------|------------|------------|------------|--------------|------------|-----------|-----------|-----------|------------|------------|
| 2018-19 | UR | 31-0 | 232 | 7.5 | 16-34 | .471 | 6-17 | .353 | 0-3 | .000 | 9 | 23 | 32 | 1.0 | 29-0 | 16 | 6 | 6 | 4 | 38 | 1.2 |
| 2019-20 | UR | 29-0 | 227 | 7.8 | 10-32 | .313 | 3-14 | .214 | 4-7 | .571 | 12 | 26 | 38 | 1.3 | 37-0 | 21 | 11 | 1 | 5 | 27 | 0.9 |
| 2020-21 | UR | 23-2 | 264 | 11.5 | 25-49 | .510 | 14-36 | .389 | 11-14 | .786 | 6 | 13 | 19 | 0.8 | 39-1 | 19 | 4 | 5 | 3 | 75 | 3.3 |
| 2021-22 | UR | 37-0 | 567 | 15.3 | 54-136 | .397 | 25-88 | .284 | 20-23 | .870 | 28 | 61 | 89 | 2.4 | 47-0 | 38 | 20 | 18 | 19 | 153 | 4.1 |
| 2022-23 | UR | 20-19 | 537 | 26.9 | 52-120 | .433 | 22-63 | .349 | 31-37 | .838 | 9 | 71 | 80 | 4.0 | 38-0 | 51 | 22 | 16 | 10 | 157 | 7.9 |
| TOTAL | | 140-21 | 1827 | 13.1 | 157-371 | .423 | 70-218 | .321 | 66-84 | .786 | 64 | 194 | 258 | 1.8 | 190-1 | 145 | 63 | 46 | 41 | 450 | 3.2 |

GAME LOGS

| Opponent | Date | GS | MIN | Total | | 3-Pointers | | Free throws | | Rebounds | | | | PF | A | TO | BLK | STL | PTS | AVG | |
|-----------------------|------------|----|-------|--------|--------|------------|-------|-------------|-------|----------|-----|-----|-----|-----|----|----|-----|-----|-----|-----|-----|
| | | | | FG-FGA | PCT | 3FG-3FGA | PCT | FT-FTA | PCT | OFF | DEF | TOT | AVG | | | | | | | | |
| VMI | 11/07/2022 | * | 27:20 | 0-1 | .000 | 0-1 | .000 | 1-2 | .500 | 0 | 4 | 4 | 4.0 | 1 | 3 | 2 | 1 | 0 | 1 | 1.0 | |
| UNI | 11/11/2022 | * | 25:47 | 3-8 | .375 | 0-3 | .000 | 0-0 | .000 | 0 | 3 | 3 | 3.5 | 1 | 5 | 1 | 1 | 0 | 6 | 3.5 | |
| at Col. of Charleston | 11/14/2022 | * | 32:21 | 5-6 | .833 | 2-2 | 1.000 | 4-4 | 1.000 | 0 | 5 | 5 | 4.0 | 2 | 3 | 3 | 2 | 1 | 16 | 7.7 | |
| at William & Mary | 12/03/2022 | * | 17:57 | 1-3 | .333 | 1-2 | .500 | 0-0 | .000 | 0 | 5 | 5 | 4.3 | 2 | 5 | 0 | 3 | 0 | 3 | 6.5 | |
| Drake | 12/10/2022 | * | 26:20 | 2-5 | .400 | 0-2 | .000 | 0-0 | .000 | 0 | 6 | 6 | 4.6 | 1 | 2 | 2 | 1 | 0 | 4 | 6.0 | |
| Fairleigh Dickinson | 12/13/2022 | * | 20:40 | 2-3 | .667 | 0-1 | .000 | 0-0 | .000 | 0 | 2 | 2 | 4.2 | 1 | 2 | 3 | 0 | 0 | 4 | 5.7 | |
| vs Clemson | 12/17/2022 | * | 26:09 | 0-6 | .000 | 0-5 | .000 | 0-0 | .000 | 0 | 4 | 4 | 4.1 | 2 | 1 | 2 | 2 | 0 | 0 | 4.9 | |
| Bucknell | 12/21/2022 | * | 28:18 | 7-14 | .500 | 4-6 | .667 | 2-3 | .667 | 2 | 2 | 4 | 4.1 | 1 | 3 | 0 | 1 | 0 | 20 | 6.8 | |
| Coppin St. | 12/28/2022 | * | 21:07 | 2-4 | .500 | 0-1 | .000 | 4-5 | .800 | 1 | 0 | 1 | 3.8 | 3 | 2 | 0 | 0 | 2 | 8 | 6.9 | |
| at George Mason | 12/31/2022 | * | 30:20 | 5-12 | .417 | 3-9 | .333 | 2-4 | .500 | 0 | 1 | 1 | 3.5 | 4 | 2 | 1 | 0 | 2 | 15 | 7.7 | |
| George Washington | 01/04/2023 | * | 28:08 | 2-4 | .500 | 0-0 | .000 | 1-1 | 1.000 | 1 | 4 | 5 | 3.6 | 3 | 3 | 0 | 1 | 5 | 7.5 | | |
| Duquesne | 01/07/2023 | * | 27:38 | 2-6 | .333 | 1-1 | 1.000 | 0-0 | .000 | 1 | 5 | 6 | 3.8 | 4 | 4 | 0 | 0 | 0 | 5 | 7.3 | |
| at Davidson | 01/11/2023 | * | 25:29 | 1-4 | .250 | 1-4 | .250 | 0-0 | .000 | 0 | 4 | 4 | 3.8 | 3 | 2 | 0 | 0 | 0 | 3 | 6.9 | |
| at St. Bonaventure | 01/14/2023 | * | 27:49 | 6-9 | .667 | 4-7 | .571 | 0-0 | .000 | 2 | 3 | 5 | 3.9 | 2 | 1 | 3 | 1 | 1 | 16 | 7.6 | |
| Rhode Island | 01/17/2023 | * | 28:50 | 2-5 | .400 | 0-2 | .000 | 0-0 | .000 | 1 | 4 | 5 | 4.0 | 3 | 3 | 1 | 1 | 0 | 4 | 7.3 | |
| VCU | 01/20/2023 | * | 26:01 | 3-7 | .429 | 1-3 | .333 | 6-6 | 1.000 | 0 | 4 | 4 | 4.0 | 2 | 2 | 0 | 1 | 0 | 13 | 7.7 | |
| at Massachusetts | 01/25/2023 | * | 29:07 | 1-3 | .333 | 1-3 | .333 | 0-0 | .000 | 0 | 5 | 5 | 4.1 | 2 | 1 | 0 | 0 | 1 | 3 | 7.4 | |
| at Dayton | 01/28/2023 | * | 26:26 | 1-6 | .167 | 1-4 | .250 | 0-0 | .000 | 0 | 2 | 2 | 3.9 | 0 | 3 | 0 | 0 | 0 | 3 | 7.2 | |
| St. Bonaventure | 02/01/2023 | * | 26:25 | 2-5 | .400 | 1-4 | .250 | 2-2 | 1.000 | 1 | 3 | 4 | 3.9 | 0 | 2 | 0 | 2 | 1 | 7 | 7.2 | |
| Fordham | 02/05/2023 | * | 34:57 | 5-9 | .556 | 2-3 | .667 | 9-10 | .900 | 0 | 5 | 5 | 4.0 | 1 | 2 | 1 | 0 | 1 | 21 | 7.9 | |
| Totals | | | 19 | 537:08 | 52-120 | .433 | 22-63 | .349 | 31-37 | .838 | 9 | 71 | 80 | 4.0 | 38 | 51 | 22 | 16 | 10 | 157 | 7.9 |



#21 MIKE WALZ
C | FR | 6'11" | 250
BERWYN, PA
CONESTOGA HIGH

FRESHMAN (2022-23)
 GAME-BY-GAME
 12/10 vs Drake - Scored his first career points on a pair of free throws and recorded his first career FG on a putback dunk for Richmond's final points

HIGH SCHOOL
 • First Team All-Central League, First Team All-Main Line as a junior and senior for Conestoga Pioneers
 • Averaged 14 points and 10.6 rebounds per game as a senior
 • Averaged 9.5 points and 10 rebounds per game as a junior

PERSONAL
 • Son of Tim & Renée
 • Born on October 15, 2003

CAREER HIGHS

| Statistic | Value | |
|-------------|-------|--|
| Points | 4 | vs Drake 12/10/22 |
| Rebounds | 3 | vs Drake 12/10/22 |
| Assists | 1 | vs Clemson 12/17/22, at Dayton 01/28/23 |
| Blocks | 1 | vs VMI 11/07/22 |
| FG Made | 1 | vs Drake 12/10/22, vs Fairleigh Dickinson 12/13/22 |
| FG Attempts | 2 | vs Fairleigh Dickinson 12/13/22 |
| FT Made | 2 | vs Drake 12/10/22 |
| FT Attempts | 2 | vs Drake 12/10/22 |

CAREER STATS

| | | | | Field Goals | | 3-Point | | F-Throws | | Rebounds | | | | | | | | | Scoring | |
|---------|------|-------|---------|-------------|------|----------|------|----------|-------|----------|-----|-----|-----|-------|---|----|-----|-----|---------|-----|
| SEASON | TEAM | GP-GS | MIN/AVG | FG-FGA | FG% | 3FG-3FGA | 3FG% | FT-FTA | FT% | OFF | DEF | TOT | AVG | PF-FO | A | TO | BLK | STL | PTS | AVG |
| 2022-23 | UR | 11-0 | 35/3.2 | 2-3 | .667 | 0-0 | .000 | 2-2 | 1.000 | 2 | 8 | 10 | 0.9 | 3-0 | 2 | 7 | 1 | 0 | 6 | 0.5 |
| TOTAL | | 11-0 | 35/3.2 | 2-3 | .667 | 0-0 | .000 | 2-2 | 1.000 | 2 | 8 | 10 | 0.9 | 3-0 | 2 | 7 | 1 | 0 | 6 | 0.5 |

GAME LOGS

| | | | | Total | | 3-Pointers | | Free throws | | Rebounds | | | | | | | | | | | |
|---------------------|------------|----|-------|--------|-------|------------|------|-------------|-------|----------|-----|-----|-----|----|---|----|-----|-----|-----|-----|--|
| Opponent | Date | GS | MIN | FG-FGA | PCT | 3FG-3FGA | PCT | FT-FTA | PCT | OFF | DEF | TOT | AVG | PF | A | TO | BLK | STL | PTS | AVG | |
| VMI | 11/07/2022 | | 02:40 | 0-0 | .000 | 0-0 | .000 | 0-0 | .000 | 0 | 1 | 1 | 1.0 | 0 | 0 | 1 | 1 | 0 | 0 | 0.0 | |
| UNI | 11/11/2022 | | 01:02 | 0-0 | .000 | 0-0 | .000 | 0-0 | .000 | 0 | 0 | 0 | 0.5 | 0 | 0 | 0 | 0 | 0 | 0 | 0.0 | |
| vs Syracuse | 11/21/2022 | | 00:52 | 0-0 | .000 | 0-0 | .000 | 0-0 | .000 | 0 | 0 | 0 | 0.3 | 0 | 0 | 1 | 0 | 0 | 0 | 0.0 | |
| vs Temple | 11/22/2022 | | 01:48 | 0-0 | .000 | 0-0 | .000 | 0-0 | .000 | 0 | 0 | 0 | 0.3 | 0 | 0 | 0 | 0 | 0 | 0 | 0.0 | |
| at Toledo | 11/30/2022 | | 04:18 | 0-0 | .000 | 0-0 | .000 | 0-0 | .000 | 0 | 0 | 0 | 0.2 | 0 | 0 | 0 | 0 | 0 | 0 | 0.0 | |
| Drake | 12/10/2022 | | 04:11 | 1-1 | 1.000 | 0-0 | .000 | 2-2 | 1.000 | 1 | 2 | 3 | 0.7 | 1 | 0 | 3 | 0 | 0 | 4 | 0.7 | |
| Fairleigh Dickinson | 12/13/2022 | | 10:51 | 1-2 | .500 | 0-0 | .000 | 0-0 | .000 | 0 | 0 | 0 | 0.6 | 2 | 0 | 1 | 0 | 0 | 2 | 0.9 | |
| vs Clemson | 12/17/2022 | | 02:31 | 0-0 | .000 | 0-0 | .000 | 0-0 | .000 | 0 | 2 | 2 | 0.8 | 0 | 1 | 0 | 0 | 0 | 0 | 0.8 | |
| Coppin St. | 12/28/2022 | | 01:49 | 0-0 | .000 | 0-0 | .000 | 0-0 | .000 | 0 | 2 | 2 | 0.9 | 0 | 0 | 1 | 0 | 0 | 0 | 0.7 | |
| VCU | 01/20/2023 | | 01:47 | 0-0 | .000 | 0-0 | .000 | 0-0 | .000 | 0 | 0 | 0 | 0.8 | 0 | 0 | 0 | 0 | 0 | 0 | 0.6 | |
| at Dayton | 01/28/2023 | | 02:56 | 0-0 | .000 | 0-0 | .000 | 0-0 | .000 | 1 | 1 | 2 | 0.9 | 0 | 1 | 0 | 0 | 0 | 0 | 0.5 | |
| Totals | | 0 | 34:45 | 2-3 | .667 | 0-0 | .000 | 2-2 | 1.000 | 2 | 8 | 10 | 0.9 | 3 | 2 | 7 | 1 | 0 | 6 | 0.5 | |





#22 ANDRE GUSTAVSON
G | GR | 6'5" | 205
HELSINKI, FINLAND
HELSINKI BASKETBALL ACADEMY

GRAD STUDENT (2022-23)

GAME-BY-GAME

2/5 vs Fordham - Held Darius Quisenberry (17 PPG) to 5 points on 1-9 shooting ... 1/4 vs GW - Switched onto A-10 leading scorer James Bishop at halftime and held him to 9 points on 3-10 shooting in 2nd half ... 12/28 vs Coppin St - 8 rebounds were tied for the most among Spiders and one off his career high ... 11/22 vs Temple - Scored 12 points, one off his career high, on 5-6 shooting ... His most points since Feb. 20, 2019 vs Fordham (13)

SENIOR (2021-22)

- Ranked sixth in scoring (4.5 PPG), fifth in rebounding (2.5 RPG), fourth in assists (1.1 APG), and second in steals (1.1 SPG) on Richmond
- Started final 20 games of season, averaging 5.4 points, 3.1 rebounds, and 1.4 assists over that span
- As UR's top perimeter defender, was frequently assigned to cover opposition's top-scoring guard or wing
- Missed first nine games of season after having groin surgery in offseason ... Made season debut vs Toledo on Dec. 11
- Announced he would return for a fifth season on March 31, taking advantage of the NCAA's decision to grant an additional year of eligibility to students who participated during the 2020-21 school year

JUNIOR (2020-21)

- Averaged 4.4 points, 2.2 rebounds, and 0.4 steals in 18 games ... Ranked sixth on the team with 17.1 minutes per game
- Made one start, replacing Blake Francis in the starting lineup vs Duquesne in the Atlantic 10 Tournament
- Shot a career best 50.9 percent on field goal attempts, including 65.6 percent on two-point field goal attempts

SOPHOMORE (2019-20)

- Averaged 4.4 points (seventh on team) and 2.7 rebounds (sixth on team) in 31 games ... 23 steals ranked fourth on team
- Started six games during Blake Francis's recovery from a chest injury in January-February ... Averaged 19.4 minutes per game, sixth-most on the team

FRESHMAN (2018-19)

- Averaged 4.8 points, sixth on the team, and 2.3 rebounds in 31 games
- Started 19 games, including final 18 of season after being re-inserted into starting lineup at George Washington on January 12
- Ranked 2nd on team with 1.9 steals/40 minutes ... Emerged as team's top perimeter defender in 2nd half of season, frequently guarding opponent's top offensive player
- Following the season, competed for Finland at 2019 World University Games, averaging 9.8 points per game

HIGH SCHOOL

- Graduated from the Helsinki Basketball Academy in Helsinki, Finland
- One of his coaches at HBA was Finnish basketball legend Hanno Möttölä ... Möttölä, who starred at Utah, was the first Finnish player in NBA history, appearing in 155 games with the Atlanta Hawks from 2000-02

PERSONAL

- Son of Natali
- Mother Natali played basketball for the Azerbaijan national women's team
- Younger brother Nikolas is on the men's basketball team at North Alabama
- Last name is pronounced GOOS-tahv-son
- Born on May 7, 1999

CAREER HIGHS

| Statistic | Value | |
|--------------|-------|--|
| Points | 13 | vs Fordham 02/20/19 |
| Rebounds | 9 | vs VCU 01/29/22 |
| Assists | 10 | at Georgetown 11/28/18 |
| Steals | 5 | vs Coppin St. 12/05/18, at La Salle 01/22/22 |
| Blocks | 2 | vs South Alabama 12/08/19, vs Rhode Island 01/17/23, vs Fordham 02/05/23 |
| FG Made | 6 | vs Coppin St. 12/05/18 |
| FG Attempts | 10 | vs Fordham 02/20/19, vs Fordham 03/13/19, vs South Alabama 12/08/19 |
| 3FG Made | 3 | 4 times |
| 3FG Attempts | 8 | vs Fordham 02/20/19 |
| FT Made | 7 | at Fordham 01/18/22 |
| FT Attempts | 8 | at Fordham 01/18/22 |

CAREER STATS

| SEASON | TEAM | GP-GS | MIN | AVG | FG-FGA | FG% | 3FG-3FGA | 3FG% | FT-FTA | FT% | OFF | DEF | TOT | AVG | PF-FO | A | TO | BLK | STL | PTS | AVG |
|--------------|------|---------------|-------------|-------------|----------------|-------------|---------------|-------------|---------------|-------------|-----------|------------|------------|------------|--------------|------------|------------|-----------|------------|------------|------------|
| 2018-19 | UR | 31-19 | 682 | 22.0 | 57-121 | .471 | 16-47 | .340 | 20-32 | .625 | 24 | 47 | 71 | 2.3 | 76-1 | 46 | 26 | 10 | 33 | 150 | 4.8 |
| 2019-20 | UR | 31-6 | 600 | 19.3 | 50-111 | .450 | 6-37 | .162 | 30-39 | .769 | 22 | 62 | 84 | 2.7 | 55-1 | 23 | 22 | 7 | 23 | 136 | 4.4 |
| 2020-21 | UR | 18-1 | 308 | 17.1 | 29-57 | .509 | 8-25 | .320 | 13-18 | .722 | 12 | 27 | 39 | 2.2 | 25-0 | 13 | 13 | 6 | 8 | 79 | 4.4 |
| 2021-22 | UR | 28-20 | 689 | 24.6 | 41-105 | .390 | 16-52 | .308 | 27-39 | .692 | 16 | 54 | 70 | 2.5 | 49-0 | 31 | 21 | 5 | 30 | 125 | 4.5 |
| 2022-23 | UR | 24-24 | 690 | 28.7 | 43-90 | .478 | 19-43 | .442 | 9-15 | .600 | 10 | 63 | 73 | 3.0 | 47-1 | 32 | 27 | 5 | 21 | 114 | 4.8 |
| TOTAL | | 132-70 | 2970 | 22.5 | 220-484 | .455 | 65-204 | .319 | 99-143 | .692 | 84 | 253 | 337 | 2.6 | 252-3 | 145 | 109 | 33 | 115 | 604 | 4.6 |

GAME LOGS

| Opponent | Date | GS | MIN | Total | | 3-Pointers | | Free throws | | Rebounds | | | | PF | A | TO | BLK | STL | PTS | AVG | |
|-----------------------|------------|----|-------|--------|-------|------------|-------|-------------|-------|----------|-----|-----|-----|-----|----|----|-----|-----|-----|-----|-----|
| | | | | FG-FGA | PCT | 3FG-3FGA | PCT | FT-FTA | PCT | OFF | DEF | TOT | AVG | | | | | | | | |
| VMI | 11/07/2022 | * | 22:53 | 2-5 | .400 | 1-4 | .250 | 0-0 | .000 | 1 | 1 | 2 | 2.0 | 2 | 1 | 1 | 0 | 2 | 5 | 5.0 | |
| UNI | 11/11/2022 | * | 25:47 | 1-3 | .333 | 1-3 | .333 | 0-0 | .000 | 1 | 2 | 3 | 2.5 | 1 | 0 | 1 | 0 | 0 | 3 | 4.0 | |
| at Col. of Charleston | 11/14/2022 | * | 31:12 | 1-4 | .250 | 1-2 | .500 | 1-2 | .500 | 1 | 3 | 4 | 3.0 | 5 | 1 | 1 | 0 | 1 | 4 | 4.0 | |
| Wichita St. | 11/17/2022 | * | 27:59 | 1-4 | .250 | 0-2 | .000 | 0-0 | .000 | 0 | 1 | 1 | 2.5 | 2 | 1 | 2 | 0 | 1 | 2 | 3.5 | |
| vs Syracuse | 11/21/2022 | * | 30:35 | 1-5 | .200 | 0-0 | .000 | 0-0 | .000 | 0 | 1 | 1 | 2.2 | 3 | 3 | 2 | 0 | 0 | 2 | 3.2 | |
| vs Temple | 11/22/2022 | * | 35:15 | 5-6 | .833 | 1-1 | 1.000 | 1-2 | .500 | 1 | 5 | 6 | 2.8 | 4 | 2 | 2 | 0 | 1 | 12 | 4.7 | |
| at Toledo | 11/30/2022 | * | 27:56 | 4-6 | .667 | 2-2 | 1.000 | 0-0 | .000 | 0 | 2 | 2 | 2.7 | 2 | 1 | 1 | 0 | 2 | 10 | 5.4 | |
| at William & Mary | 12/03/2022 | * | 30:17 | 2-5 | .400 | 1-2 | .500 | 0-0 | .000 | 1 | 3 | 4 | 2.9 | 2 | 3 | 1 | 0 | 0 | 5 | 5.4 | |
| Drake | 12/10/2022 | * | 17:31 | 1-3 | .333 | 0-1 | .000 | 0-0 | .000 | 0 | 2 | 2 | 2.8 | 3 | 0 | 1 | 0 | 0 | 2 | 5.0 | |
| Fairleigh Dickinson | 12/13/2022 | * | 19:59 | 1-4 | .250 | 1-2 | .500 | 0-0 | .000 | 0 | 2 | 2 | 2.7 | 0 | 1 | 0 | 0 | 2 | 3 | 4.8 | |
| vs Clemson | 12/17/2022 | * | 18:34 | 0-1 | .000 | 0-1 | .000 | 2-4 | .500 | 0 | 1 | 1 | 2.5 | 1 | 0 | 1 | 0 | 0 | 2 | 4.5 | |
| Bucknell | 12/21/2022 | * | 31:46 | 3-5 | .600 | 1-3 | .333 | 0-0 | .000 | 0 | 4 | 4 | 2.7 | 0 | 4 | 1 | 0 | 3 | 7 | 4.8 | |
| Coppin St. | 12/28/2022 | * | 25:39 | 3-3 | 1.000 | 2-2 | 1.000 | 0-0 | .000 | 1 | 7 | 8 | 3.1 | 2 | 2 | 0 | 0 | 1 | 8 | 5.0 | |
| at George Mason | 12/31/2022 | * | 35:55 | 0-1 | .000 | 0-0 | .000 | 0-0 | .000 | 0 | 2 | 2 | 3.0 | 4 | 2 | 3 | 0 | 2 | 0 | 4.6 | |
| George Washington | 01/04/2023 | * | 32:09 | 1-2 | .500 | 0-0 | .000 | 4-4 | 1.000 | 0 | 4 | 4 | 3.1 | 0 | 2 | 0 | 0 | 0 | 6 | 4.7 | |
| Duquesne | 01/07/2023 | * | 33:47 | 3-6 | .500 | 1-2 | .500 | 0-0 | .000 | 0 | 0 | 0 | 2.9 | 0 | 1 | 0 | 0 | 0 | 7 | 4.9 | |
| at Davidson | 01/11/2023 | * | 27:13 | 2-4 | .500 | 1-2 | .500 | 0-1 | .000 | 0 | 2 | 2 | 2.8 | 3 | 0 | 1 | 1 | 0 | 5 | 4.9 | |
| at St. Bonaventure | 01/14/2023 | * | 31:36 | 0-2 | .000 | 0-1 | .000 | 0-0 | .000 | 0 | 4 | 4 | 2.9 | 2 | 1 | 0 | 0 | 0 | 0 | 4.6 | |
| Rhode Island | 01/17/2023 | * | 34:09 | 2-3 | .667 | 2-3 | .667 | 1-2 | .500 | 1 | 5 | 6 | 3.1 | 2 | 0 | 1 | 2 | 2 | 7 | 4.7 | |
| VCU | 01/20/2023 | * | 29:01 | 1-1 | 1.000 | 1-1 | 1.000 | 0-0 | .000 | 0 | 3 | 3 | 3.1 | 4 | 3 | 2 | 0 | 1 | 3 | 4.7 | |
| at Massachusetts | 01/25/2023 | * | 30:33 | 3-9 | .333 | 1-6 | .167 | 0-0 | .000 | 2 | 1 | 3 | 3.0 | 1 | 2 | 1 | 0 | 0 | 7 | 4.8 | |
| at Dayton | 01/28/2023 | * | 29:42 | 1-1 | 1.000 | 0-0 | .000 | 0-0 | .000 | 0 | 1 | 1 | 3.0 | 0 | 2 | 2 | 0 | 1 | 2 | 4.6 | |
| St. Bonaventure | 02/01/2023 | * | 27:30 | 2-3 | .667 | 0-0 | .000 | 0-0 | .000 | 1 | 4 | 5 | 3.0 | 2 | 0 | 1 | 0 | 1 | 4 | 4.6 | |
| Fordham | 02/05/2023 | * | 32:54 | 3-4 | .750 | 2-3 | .667 | 0-0 | .000 | 0 | 3 | 3 | 3.0 | 2 | 0 | 2 | 2 | 1 | 8 | 4.8 | |
| Totals | | | 24 | 689:50 | 43-90 | .478 | 19-43 | .442 | 9-15 | .600 | 10 | 63 | 73 | 3.0 | 47 | 32 | 27 | 5 | 21 | 114 | 4.8 |



#24 ISAAH BIGELOW

F | GR | 6'7" | 200
GREENSBORO, NC
BEN L. SMITH/WOFFORD

GRADUATE STUDENT (2022-23)

GAME-BY-GAME

1/28 at Dayton - Led Richmond with a season-high 19 points ... 1/7 vs Duquesne - 7 points, 7 rebounds, 3 assists in second half as UR came back from a 22-point deficit to win ... 12/31 at George Mason - Led UR with a season-high 12 rebounds ... 2nd Spiders with at least 12 rebounds in 19 or fewer minutes in last 10 years, joining Grant Golden vs Cal St-Northridge on Nov. 17, 2019 ... 12/13 vs FDU - Led UR with 17 points in 16 mins off the bench ... 1st Spider with 17 or more points in fewer than 17 minutes since Dec. 30, 2011 (Kendall Anthony vs UNCG) ... 11/21 vs Syracuse - Led Richmond with 17 points ... 3-pointer with 5:54 to play gave UR its biggest lead at 62-57 ... 11/17 vs Wichita St - Led UR with 16 points and 11 rebounds, recording his second career double-double and first at Richmond ... Brought crowd to its feet with thunderous And-1 dunk midway through 2nd half ... Dunk was No. 4 on that evening's SportsCenter Top 10 ... 11/14 at Charleston - Came off the bench to score 15 points with a team-high 8 rebounds ... First Spider with 15 points and 8 rebounds off the bench since Nov. 15, 2015 (Marshall Wood vs Stetson)

• Signed with the Spiders on April 15, 2022

SENIOR (2021-22 • WOFFORD)

- Averaged 8.3 points, 5.5 rebounds (second on team), and 1.4 assists per game while making 31 appearances with 16 starts
- Ranked fourth in total rebounding percentage (15.8) and second in defensive rebounding percentage (25.3) in Southern Conference (minimum 500 minutes)

JUNIOR (2020-21 • WOFFORD)

- Sat out the season after tearing the ACL in his knee

SOPHOMORE (2019-20 • WOFFORD)

- Averaged 5.4 points and 3.0 rebounds per game while appearing in all 35 games
- 38.8 three-point FG pct was third-highest on team (38-98)
- Scored a career-high 28 points vs North Greenville, shooting 7-8 from three-point range

FRESHMAN (2018-19 • WOFFORD)

- Redshirted

HIGH SCHOOL

- Led Ben L. Smith High School to a 28-4 record, a conference title, and an appearance in the 3A state semifinals as a senior
- Averaged 18.4 points, 10.7 rebounds, and 2.4 assists per game
- Named First Team All-State, District 7 Player of the Year, and Piedmont Triad Conference Player of the Year

PERSONAL

- Son of Carla and Ricky
- Born on January 5, 2000



CAREER HIGHS

| Statistic | Value | |
|--------------|-------|--|
| Points | 28 | vs North Greenville 12/13/19 |
| Rebounds | 14 | vs The Citadel 01/19/22 |
| Assists | 5 | at Western Caro. 01/15/22 |
| Steals | 3 | at ETSU 01/01/20, at Georgia 11/28/21, vs VCU 01/20/23 |
| Blocks | 3 | at Mercer 02/29/20 |
| FG Made | 9 | vs North Greenville 12/13/19 |
| FG Attempts | 19 | vs Syracuse 11/21/22 |
| 3FG Made | 7 | vs North Greenville 12/13/19 |
| 3FG Attempts | 10 | at South Carolina 11/23/21, vs VMI 12/29/21, vs Wichita St. 11/17/22 |
| FT Made | 9 | at St. Bonaventure 01/14/23 |
| FT Attempts | 10 | at St. Bonaventure 01/14/23 |

CAREER STATS

| SEASON | TEAM | GP-GS | MIN | AVG | FG-FGA | FG% | 3FG-3FGA | 3FG% | FT-FTA | FT% | OFF | DEF | TOT | AVG | PF-FO | A | TO | BLK | STL | PTS | AVG |
|--------------|------|-------|------|------|---------|------|----------|------|---------|------|-----|-----|-----|-----|-------|----|----|-----|-----|-----|-----|
| 2019-20 | WOF | 35-0 | 523 | 14.9 | 59-139 | .424 | 38-98 | .388 | 34-41 | .829 | 15 | 90 | 105 | 3.0 | 58-0 | 14 | 23 | 15 | 10 | 190 | 5.4 |
| 2021-22 | WOF | 31-16 | 734 | 23.7 | 83-216 | .384 | 40-135 | .296 | 51-60 | .850 | 36 | 134 | 170 | 5.5 | 70-0 | 42 | 33 | 6 | 13 | 257 | 8.3 |
| 2022-23 | UR | 24-4 | 529 | 22.0 | 62-176 | .352 | 26-96 | .271 | 57-65 | .877 | 25 | 117 | 142 | 5.9 | 52-0 | 17 | 23 | 5 | 19 | 207 | 8.6 |
| TOTAL FOR UR | | 24-4 | 529 | 22.0 | 62-176 | .352 | 26-96 | .271 | 57-65 | .877 | 25 | 117 | 142 | 5.9 | 52-0 | 17 | 23 | 5 | 19 | 207 | 8.6 |
| TOTAL | | 90-20 | 1786 | 19.8 | 204-531 | .384 | 104-329 | .316 | 142-166 | .855 | 76 | 341 | 417 | 4.6 | 180-0 | 73 | 79 | 26 | 42 | 654 | 7.3 |

GAME LOGS

| Opponent | Date | GS | MIN | Total FG-FGA | PCT | 3-Pointers 3FG-3FGA | PCT | Free throws FT-FTA | PCT | Rebounds | | | | PF | A | TO | BLK | STL | PTS | AVG | |
|-----------------------|------------|----|-------|-----------------|--------|------------------------|-------|-----------------------|-------|----------|----|-----|-----|-----|----|----|-----|-----|-----|------|-----|
| VMI | 11/07/2022 | | 18:42 | 3-6 | .500 | 0-3 | .000 | 5-6 | .833 | 0 | 4 | 4 | 4.0 | 3 | 0 | 2 | 0 | 1 | 11 | 11.0 | |
| UNI | 11/11/2022 | | 18:43 | 0-4 | .000 | 0-3 | .000 | 0-0 | .000 | 1 | 6 | 7 | 5.5 | 3 | 0 | 2 | 0 | 1 | 0 | 5.5 | |
| at Col. of Charleston | 11/14/2022 | | 29:56 | 3-11 | .273 | 3-7 | .429 | 6-6 | 1.000 | 1 | 7 | 8 | 6.3 | 3 | 1 | 2 | 1 | 2 | 15 | 8.7 | |
| Wichita St. | 11/17/2022 | * | 28:42 | 5-14 | .357 | 3-10 | .300 | 3-3 | 1.000 | 3 | 8 | 11 | 7.5 | 3 | 1 | 0 | 1 | 2 | 16 | 10.5 | |
| vs Syracuse | 11/21/2022 | * | 33:32 | 7-19 | .368 | 3-9 | .333 | 0-0 | .000 | 0 | 2 | 2 | 6.4 | 0 | 0 | 2 | 0 | 1 | 17 | 11.8 | |
| vs Temple | 11/22/2022 | * | 22:23 | 1-5 | .200 | 1-2 | .500 | 0-2 | .000 | 0 | 2 | 2 | 5.7 | 3 | 0 | 0 | 0 | 1 | 3 | 10.3 | |
| at Toledo | 11/30/2022 | * | 27:39 | 4-11 | .364 | 2-8 | .250 | 2-3 | .667 | 1 | 5 | 6 | 5.7 | 4 | 0 | 2 | 1 | 1 | 12 | 10.6 | |
| at William & Mary | 12/03/2022 | | 25:22 | 2-7 | .286 | 1-4 | .250 | 0-0 | .000 | 2 | 4 | 6 | 5.8 | 1 | 0 | 2 | 1 | 0 | 5 | 9.9 | |
| Drake | 12/10/2022 | | 14:50 | 3-6 | .500 | 0-3 | .000 | 1-1 | 1.000 | 0 | 5 | 5 | 5.7 | 2 | 0 | 0 | 0 | 2 | 7 | 9.6 | |
| Fairleigh Dickinson | 12/13/2022 | | 15:47 | 6-9 | .667 | 3-4 | .750 | 2-2 | 1.000 | 2 | 4 | 6 | 5.7 | 0 | 2 | 2 | 0 | 1 | 17 | 10.3 | |
| vs Clemson | 12/17/2022 | | 23:01 | 2-6 | .333 | 1-2 | .500 | 0-0 | .000 | 1 | 4 | 5 | 5.6 | 2 | 0 | 1 | 0 | 0 | 5 | 9.8 | |
| Bucknell | 12/21/2022 | | 16:05 | 1-6 | .167 | 0-3 | .000 | 2-2 | 1.000 | 0 | 3 | 3 | 5.4 | 0 | 1 | 0 | 0 | 0 | 4 | 9.3 | |
| Coppin St. | 12/28/2022 | | 17:22 | 2-6 | .333 | 0-2 | .000 | 0-0 | .000 | 1 | 5 | 6 | 5.5 | 1 | 2 | 1 | 0 | 0 | 4 | 8.9 | |
| at George Mason | 12/31/2022 | | 18:49 | 0-4 | .000 | 0-3 | .000 | 1-2 | .500 | 4 | 8 | 12 | 5.9 | 2 | 0 | 0 | 0 | 0 | 1 | 8.4 | |
| George Washington | 01/04/2023 | | 23:09 | 1-3 | .333 | 1-2 | .500 | 6-6 | 1.000 | 0 | 8 | 8 | 6.1 | 3 | 0 | 0 | 0 | 0 | 9 | 8.4 | |
| Duquesne | 01/07/2023 | | 21:36 | 4-6 | .667 | 1-3 | .333 | 3-4 | .750 | 2 | 6 | 8 | 6.2 | 3 | 3 | 0 | 0 | 0 | 12 | 8.6 | |
| at Davidson | 01/11/2023 | | 20:15 | 2-5 | .400 | 1-3 | .333 | 1-2 | .500 | 1 | 7 | 8 | 6.3 | 0 | 4 | 2 | 1 | 1 | 6 | 8.5 | |
| at St. Bonaventure | 01/14/2023 | | 22:51 | 2-8 | .250 | 0-4 | .000 | 9-10 | .900 | 1 | 5 | 6 | 6.3 | 4 | 1 | 1 | 0 | 1 | 13 | 8.7 | |
| Rhode Island | 01/17/2023 | | 17:05 | 0-3 | .000 | 0-2 | .000 | 0-0 | .000 | 1 | 6 | 7 | 6.3 | 1 | 0 | 1 | 0 | 1 | 0 | 8.3 | |
| VCU | 01/20/2023 | | 22:03 | 2-9 | .222 | 0-4 | .000 | 4-4 | 1.000 | 1 | 2 | 3 | 6.2 | 1 | 1 | 2 | 0 | 3 | 8 | 8.3 | |
| at Massachusetts | 01/25/2023 | | 18:26 | 3-5 | .600 | 2-4 | .500 | 4-4 | 1.000 | 1 | 2 | 3 | 6.0 | 4 | 0 | 0 | 0 | 1 | 12 | 8.4 | |
| at Dayton | 01/28/2023 | | 24:58 | 7-13 | .538 | 3-6 | .500 | 2-2 | 1.000 | 1 | 3 | 4 | 5.9 | 3 | 0 | 0 | 0 | 0 | 19 | 8.9 | |
| St. Bonaventure | 02/01/2023 | | 22:22 | 1-6 | .167 | 1-4 | .250 | 4-4 | 1.000 | 0 | 6 | 6 | 5.9 | 4 | 1 | 0 | 0 | 0 | 7 | 8.8 | |
| Fordham | 02/05/2023 | | 25:02 | 1-4 | .250 | 0-1 | .000 | 2-2 | 1.000 | 1 | 5 | 6 | 5.9 | 2 | 0 | 1 | 0 | 0 | 4 | 8.6 | |
| Totals | | | 4 | 528:39 | 62-176 | .352 | 26-96 | .271 | 57-65 | .877 | 25 | 117 | 142 | 5.9 | 52 | 17 | 23 | 5 | 19 | 207 | 8.6 |



#32 NEAL QUINN

C | GR | 7'0" | 250
ALLEDALE, NJ
RAMAPO/LAFAYETTE

SENIOR (2022-23)
GAME-BY-GAME

1/25 at UMass - Scored a season-high 19 points and led UR with 6 assists ... 1/7 vs Duquesne - 11 points, 6 rebounds in second half as UR came back from a 22-point deficit to win ... 12/28 vs Coppin St - Was nearly flawless, finishing with 14 points on 7-8 shooting, a team-high 7 assists, and no turnovers ... Became 2nd frontcourt player with at least 7 assists and no turnovers in a game this season, joining Liberty's Zach Cleveland (Nov. 26 vs Delaware St) ... 12/10 vs Drake - Scored a season-high 17 points on 8-9 shooting from the field, including 8-8 from two-point range ... third Spider to go 8-9 or better from the field in the last 10 seasons, joining Nathan Cayo (10-10 vs Morehead St on 11/27/20) and Khwan Fore (8-9 at Dayton on 1/19/17) ... 12/3 at William & Mary - 2nd on UR with 10 points, his first double-digit scoring game at Richmond ... 11/21 vs Syracuse - Grabbed a game-high 5 offensive rebounds, matching a career high

- Signed with the Spiders on April 14, 2022 ... Was also recruited by Pitt, Penn State, Virginia Tech, and Loyola Chicago after entering transfer portal

JUNIOR (2021-22)

- Second Team All-Patriot League selection
- Led Lafayette in points (14.7 PPG), rebounds (7.4 RPG), assists (4.0 APG, second in Patriot League), and field goal pct (54.5, led Patriot League)
- 1 of three Division I players to average 14 points, seven rebounds and four assists per game (Lipscomb's Ahsan Asadullah, South Dakota State's Baylor Scheierman)
- 1 of four Lafayette players to appear in all 30 games ... Made 29 starts
- 1.37 blocked shots per game ranked second in Patriot League

SOPHOMORE (2020-21)

- Appeared in all 15 games (13 starts) during Lafayette's COVID-shortened season
- Averaged 10.6 points (third on team), 5.5 rebounds (led team), and 3.8 assists (led team) per game ... 55.3 FG pct led team (minimum 20 FG attempts)
- 2.94 Ast-TO ratio led Patriot League and ranked 14th in Division I

FRESHMAN (2019-20)

- Appeared in 30 games with 21 starts (fourth on team) ... Averaged 4.5 points and 2.7 rebounds per game ... Led team in FG pct (57.6)
- Selected to the Patriot League Academic Honor Roll after posting a 3.85 GPA

HIGH SCHOOL

- Finished his career at Ramapo High, where he averaged 22 points, 13 rebounds, and six assists per game in 2018-19
- 2019 Third Team All-Group 3 selection ... Led Ramapo to its first sectional title in 14 years
- Played his first three seasons as Northern Highlands High

PERSONAL

- Son of William & Laura
- Father William played golf at St. John's University
- Has two older brothers, Brandon and Ryan



CAREER HIGHS

| Statistic | Value | |
|--------------|-------|--|
| Points | 24 | at Bucknell 02/19/22 |
| Rebounds | 13 | vs Cornell 11/12/21, vs Colgate 01/31/22, at American 01/24/22 |
| Assists | 10 | vs NJIT 12/05/21 |
| Steals | 3 | vs Army West Point 01/16/22, at Boston U. 02/23/22, vs Bucknell 03/01/22 |
| Blocks | 3 | 9 times |
| FG Made | 10 | at Bucknell 02/19/22 |
| FG Attempts | 17 | vs Princeton 12/11/21, vs Colgate 01/31/22 |
| 3FG Made | 1 | vs Cornell 11/12/21, at Penn 11/16/21, vs Fairleigh Dickinson 12/13/22 |
| 3FG Attempts | 2 | at Massachusetts 01/25/23 |
| FT Made | 8 | vs American 02/02/22 |
| FT Attempts | 13 | vs Duquesne 01/07/23 |

CAREER STATS

| SEASON | TEAM | GP-GS | MIN | AVG | FG-FGA | FG% | 3FG-3FGA | 3FG% | FT-FTA | FT% | OFF | DEF | TOT | AVG | PF-FO | A | TO | BLK | STL | PTS | AVG |
|--------------|------|-------|------|------|---------|------|----------|------|---------|------|-----|-----|-----|-----|-------|-----|-----|-----|-----|-----|------|
| 2019-20 | Laf | 30-21 | 311 | 10.4 | 57-99 | .576 | 0-2 | .000 | 21-32 | .656 | 26 | 55 | 81 | 2.7 | 35-1 | 24 | 19 | 15 | 4 | 135 | 4.5 |
| 2020-21 | Laf | 14-13 | 311 | 22.2 | 63-114 | .553 | 0-0 | .000 | 22-33 | .667 | 27 | 50 | 77 | 5.5 | 30-0 | 53 | 18 | 14 | 2 | 148 | 10.6 |
| 2021-22 | Laf | 30-29 | 891 | 29.7 | 174-319 | .545 | 2-5 | .400 | 90-127 | .709 | 74 | 147 | 221 | 7.4 | 56-0 | 119 | 67 | 41 | 28 | 440 | 14.7 |
| 2022-23 | UR | 24-24 | 526 | 21.9 | 86-156 | .551 | 1-6 | .167 | 35-56 | .625 | 36 | 69 | 105 | 4.4 | 50-0 | 64 | 38 | 14 | 7 | 208 | 8.7 |
| TOTAL FOR UR | | 24-24 | 526 | 21.9 | 86-156 | .551 | 1-6 | .167 | 35-56 | .625 | 36 | 69 | 105 | 4.4 | 50-0 | 64 | 38 | 14 | 7 | 208 | 8.7 |
| TOTAL | | 98-87 | 2039 | 20.8 | 380-688 | .552 | 3-13 | .231 | 168-248 | .677 | 163 | 321 | 484 | 4.9 | 171-1 | 260 | 142 | 84 | 41 | 931 | 9.5 |

GAME LOGS

| Opponent | Date | GS | MIN | Total | | 3-Pointers | | Free throws | | Rebounds | | | | PF | A | TO | BLK | STL | PTS | AVG | |
|-----------------------|------------|----|-------|--------|--------|------------|-------|-------------|-------|----------|-----|-----|-----|-----|----|----|-----|-----|-----|-----|-----|
| | | | | FG-FGA | PCT | 3FG-3FGA | PCT | FT-FTA | PCT | OFF | DEF | TOT | AVG | | | | | | | | |
| VMI | 11/07/2022 | * | 19:24 | 3-3 | 1.000 | 0-0 | .000 | 1-4 | .250 | 1 | 6 | 7 | 7.0 | 2 | 3 | 1 | 1 | 0 | 7 | 7.0 | |
| UNI | 11/11/2022 | * | 19:07 | 2-3 | .667 | 0-0 | .000 | 4-6 | .667 | 2 | 3 | 5 | 6.0 | 2 | 3 | 1 | 1 | 0 | 8 | 7.5 | |
| at Col. of Charleston | 11/14/2022 | * | 16:16 | 2-4 | .500 | 0-0 | .000 | 0-0 | .000 | 1 | 1 | 2 | 4.7 | 2 | 0 | 0 | 0 | 0 | 4 | 6.3 | |
| Wichita St. | 11/17/2022 | * | 21:39 | 3-4 | .750 | 0-0 | .000 | 0-0 | .000 | 0 | 2 | 2 | 4.0 | 0 | 1 | 1 | 0 | 0 | 6 | 6.3 | |
| vs Syracuse | 11/21/2022 | * | 33:52 | 4-6 | .667 | 0-0 | .000 | 0-0 | .000 | 5 | 4 | 9 | 5.0 | 4 | 2 | 2 | 0 | 0 | 8 | 6.6 | |
| vs Temple | 11/22/2022 | * | 25:20 | 3-9 | .333 | 0-0 | .000 | 0-0 | .000 | 3 | 5 | 8 | 5.5 | 2 | 3 | 3 | 1 | 2 | 6 | 6.5 | |
| at Toledo | 11/30/2022 | * | 15:50 | 1-3 | .333 | 0-0 | .000 | 1-2 | .500 | 1 | 2 | 3 | 5.1 | 1 | 4 | 4 | 0 | 0 | 3 | 6.0 | |
| at William & Mary | 12/03/2022 | * | 22:03 | 3-5 | .600 | 0-0 | .000 | 4-4 | 1.000 | 1 | 0 | 1 | 4.6 | 1 | 3 | 1 | 2 | 0 | 10 | 6.5 | |
| Drake | 12/10/2022 | * | 20:16 | 8-9 | .889 | 0-1 | .000 | 1-3 | .333 | 0 | 6 | 6 | 4.8 | 2 | 3 | 0 | 0 | 0 | 17 | 7.7 | |
| Fairleigh Dickinson | 12/13/2022 | * | 19:31 | 4-4 | 1.000 | 1-1 | 1.000 | 0-0 | .000 | 1 | 4 | 5 | 4.8 | 0 | 3 | 1 | 3 | 1 | 9 | 7.8 | |
| vs Clemson | 12/17/2022 | * | 17:58 | 4-7 | .571 | 0-0 | .000 | 2-3 | .667 | 0 | 2 | 2 | 4.5 | 4 | 3 | 5 | 0 | 0 | 10 | 8.0 | |
| Bucknell | 12/21/2022 | * | 18:05 | 1-2 | .500 | 0-0 | .000 | 0-0 | .000 | 1 | 3 | 4 | 4.5 | 3 | 3 | 0 | 0 | 0 | 2 | 7.5 | |
| Coppin St. | 12/28/2022 | * | 24:37 | 7-8 | .875 | 0-0 | .000 | 0-0 | .000 | 0 | 4 | 4 | 4.5 | 1 | 7 | 0 | 2 | 0 | 14 | 8.0 | |
| at George Mason | 12/31/2022 | * | 20:16 | 2-5 | .400 | 0-0 | .000 | 0-1 | .000 | 0 | 2 | 2 | 4.3 | 1 | 2 | 0 | 0 | 0 | 4 | 7.7 | |
| George Washington | 01/04/2023 | * | 19:42 | 4-6 | .667 | 0-0 | .000 | 0-2 | .000 | 1 | 0 | 1 | 4.1 | 2 | 3 | 1 | 0 | 0 | 8 | 7.7 | |
| Duquesne | 01/07/2023 | * | 21:58 | 3-7 | .429 | 0-0 | .000 | 7-13 | .538 | 7 | 2 | 9 | 4.4 | 3 | 4 | 2 | 1 | 0 | 13 | 8.1 | |
| at Davidson | 01/11/2023 | * | 27:55 | 3-6 | .500 | 0-0 | .000 | 0-1 | .000 | 2 | 4 | 6 | 4.5 | 1 | 3 | 0 | 0 | 0 | 6 | 7.9 | |
| at St. Bonaventure | 01/14/2023 | * | 21:18 | 1-5 | .200 | 0-0 | .000 | 2-2 | 1.000 | 1 | 3 | 4 | 4.4 | 3 | 2 | 2 | 1 | 1 | 4 | 7.7 | |
| Rhode Island | 01/17/2023 | * | 20:31 | 6-11 | .545 | 0-0 | .000 | 2-3 | .667 | 0 | 5 | 5 | 4.5 | 0 | 1 | 2 | 1 | 0 | 14 | 8.1 | |
| VCU | 01/20/2023 | * | 21:51 | 3-8 | .375 | 0-0 | .000 | 2-2 | 1.000 | 2 | 3 | 5 | 4.5 | 4 | 2 | 1 | 1 | 0 | 8 | 8.1 | |
| at Massachusetts | 01/25/2023 | * | 30:24 | 6-12 | .500 | 0-2 | .000 | 7-8 | .875 | 3 | 2 | 5 | 4.5 | 4 | 6 | 2 | 0 | 0 | 19 | 8.6 | |
| at Dayton | 01/28/2023 | * | 25:40 | 6-14 | .429 | 0-1 | .000 | 0-0 | .000 | 1 | 3 | 4 | 4.5 | 2 | 1 | 3 | 0 | 0 | 12 | 8.7 | |
| St. Bonaventure | 02/01/2023 | * | 26:38 | 5-7 | .714 | 0-1 | .000 | 0-0 | .000 | 1 | 2 | 3 | 4.4 | 2 | 2 | 5 | 0 | 1 | 10 | 8.8 | |
| Fordham | 02/05/2023 | * | 16:01 | 2-8 | .250 | 0-0 | .000 | 2-2 | 1.000 | 2 | 1 | 3 | 4.4 | 4 | 0 | 1 | 0 | 1 | 6 | 8.7 | |
| Totals | | | 24 | 526:14 | 86-156 | .551 | 1-6 | .167 | 35-56 | .625 | 36 | 69 | 105 | 4.4 | 50 | 64 | 38 | 14 | 7 | 208 | 8.7 |



#35 AIDAN NOYES
F | R-FR | 6'7" | 190
CINCINNATI, OH
ARCHBISHOP MOELLER

REDSHIRT FRESHMAN (2022-23)
GAME-BY-GAME
 12/13 vs FDU - Came off the bench to hit two late three-pointers for a career-best six points

REDSHIRT (2021-22)
 • Led Richmond's scout team while redshirting

HIGH SCHOOL
 • Attended Archbishop Moeller, the same high school as current Richmond football coach Russ Huesman as well as Baseball Hall of Famers Ken Griffey Jr. and Barry Larkin
 • Second Team Greater Catholic League South selection in 2021
 • Averaged 12 points and 4.5 rebounds as a senior while shooting 47 percent from three-point range and 55 percent from the field
 • Led team to 20-5 record and appearance in Division I state quarterfinals in 2021
 • Key reserve as junior in 2020, when Moeller finished 26-1 and reached state quarterfinals before season was canceled due to COVID-19
 • Received more than 15 Division I scholarship offers, including UR's A-10 rival VCU
 • Committed to Richmond in October 2020
 • No. 5 recruit in Ohio, No. 186 recruit nationally in Class of 2021 by 247Sports.com

PERSONAL
 • Son of Katheryn and Brian
 • Has a younger brother Talan
 • Born on June 3, 2002

CAREER HIGHS

| Statistic | Value | |
|--------------|-------|--|
| Points | 6 | vs Fairleigh Dickinson 12/13/22 |
| Rebounds | 1 | 4 times |
| Steals | 1 | vs VCU 01/20/23 |
| FG Made | 2 | vs Fairleigh Dickinson 12/13/22, vs Clemson 12/17/22 |
| FG Attempts | 3 | vs Fairleigh Dickinson 12/13/22 |
| 3FG Made | 2 | vs Fairleigh Dickinson 12/13/22 |
| 3FG Attempts | 3 | vs Fairleigh Dickinson 12/13/22 |

CAREER STATS

| | | | | Field Goals | | 3-Point | | F-Throws | | Rebounds | | | | | | | | Scoring | | |
|---------|------|-------|---------|-------------|------|----------|------|----------|------|----------|-----|-----|-----|-------|---|----|-----|---------|-----|-----|
| SEASON | TEAM | GP-GS | MIN/AVG | FG-FGA | FG% | 3FG-3FGA | 3FG% | FT-FTA | FT% | OFF | DEF | TOT | AVG | PF-FO | A | TO | BLK | STL | PTS | AVG |
| 2022-23 | UR | 9-0 | 22/2.4 | 6-8 | .750 | 3-4 | .750 | 0-0 | .000 | 1 | 3 | 4 | 0.4 | 0-0 | 0 | 0 | 0 | 1 | 15 | 1.7 |
| TOTAL | | 9-0 | 22/2.4 | 6-8 | .750 | 3-4 | .750 | 0-0 | .000 | 1 | 3 | 4 | 0.4 | 0-0 | 0 | 0 | 0 | 1 | 15 | 1.7 |

GAME LOGS

| Opponent | Date | GS | MIN | Total | | 3-Pointers | | Free throws | | Rebounds | | | | PF | | A | TO | BLK | STL | PTS | AVG |
|---------------------|------------|----------|--------------|------------|-------------|------------|-------------|-------------|-------------|----------|----------|----------|------------|----------|----------|----------|----------|----------|----------|-----------|------------|
| | | | | FG-FGA | PCT | 3FG-3FGA | PCT | FT-FTA | PCT | OFF | DEF | TOT | AVG | | | | | | | | |
| VMI | 11/07/2022 | | 01:28 | 1-1 | 1.000 | 0-0 | .000 | 0-0 | .000 | 0 | 0 | 0 | 0.0 | 0 | 0 | 0 | 0 | 0 | 0 | 2 | 2.0 |
| UNI | 11/11/2022 | | 01:02 | 0-0 | .000 | 0-0 | .000 | 0-0 | .000 | 0 | 0 | 0 | 0.0 | 0 | 0 | 0 | 0 | 0 | 0 | 0 | 1.0 |
| at Toledo | 11/30/2022 | | 01:16 | 0-0 | .000 | 0-0 | .000 | 0-0 | .000 | 0 | 0 | 0 | 0.0 | 0 | 0 | 0 | 0 | 0 | 0 | 0 | 0.7 |
| Drake | 12/10/2022 | | 03:45 | 0-0 | .000 | 0-0 | .000 | 0-0 | .000 | 0 | 1 | 1 | 0.3 | 0 | 0 | 0 | 0 | 0 | 0 | 0 | 0.5 |
| Fairleigh Dickinson | 12/13/2022 | | 05:15 | 2-3 | .667 | 2-3 | .667 | 0-0 | .000 | 0 | 1 | 1 | 0.4 | 0 | 0 | 0 | 0 | 0 | 0 | 6 | 1.6 |
| vs Clemson | 12/17/2022 | | 02:31 | 2-2 | 1.000 | 1-1 | 1.000 | 0-0 | .000 | 0 | 0 | 0 | 0.3 | 0 | 0 | 0 | 0 | 0 | 0 | 5 | 2.2 |
| Coppin St. | 12/28/2022 | | 01:41 | 0-0 | .000 | 0-0 | .000 | 0-0 | .000 | 0 | 0 | 0 | 0.3 | 0 | 0 | 0 | 0 | 0 | 0 | 0 | 1.9 |
| VCU | 01/20/2023 | | 01:00 | 1-2 | .500 | 0-0 | .000 | 0-0 | .000 | 1 | 0 | 1 | 0.4 | 0 | 0 | 0 | 0 | 0 | 1 | 2 | 1.9 |
| at Dayton | 01/28/2023 | | 03:54 | 0-0 | .000 | 0-0 | .000 | 0-0 | .000 | 0 | 1 | 1 | 0.4 | 0 | 0 | 0 | 0 | 0 | 0 | 0 | 1.7 |
| Totals | | 0 | 21:52 | 6-8 | .750 | 3-4 | .750 | 0-0 | .000 | 1 | 3 | 4 | 0.4 | 0 | 0 | 0 | 0 | 0 | 1 | 15 | 1.7 |



WALK-ONS



#34 GABE ARIZIN
G | SR | 6'4" | 190
WEST CHESTER, PA
ST. JOSEPH'S PREP

CAREER STATS

| | | | | Field Goals | | 3-Point | | F-Throws | | Rebounds | | | | Scoring | | | | | | |
|--------------|------|-------------|---------------|-------------|-------------|------------|-------------|------------|-------------|----------|----------|----------|------------|------------|----------|----------|----------|----------|----------|------------|
| SEASON | TEAM | GP-GS | MIN/AVG | FG-FGA | FG% | 3FG-3FGA | 3FG% | FT-FTA | FT% | OFF | DEF | TOT | AVG | PF-FO | A | TO | BLK | STL | PTS | AVG |
| 2019-20 | UR | 5-0 | 4/0.9 | 0-1 | .000 | 0-0 | .000 | 0-0 | .000 | 1 | 2 | 3 | 0.6 | 0-0 | 0 | 0 | 0 | 0 | 0 | 0.0 |
| 2020-21 | UR | 2-0 | 3/1.5 | 0-0 | .000 | 0-0 | .000 | 0-0 | .000 | 0 | 0 | 0 | 0.0 | 0-0 | 0 | 0 | 0 | 0 | 0 | 0.0 |
| 2021-22 | UR | 1-0 | 1/0.9 | 0-0 | .000 | 0-0 | .000 | 0-0 | .000 | 0 | 1 | 1 | 1.0 | 0-0 | 0 | 0 | 0 | 0 | 0 | 0.0 |
| 2022-23 | UR | 2-0 | 3/1.4 | 0-0 | .000 | 0-0 | .000 | 0-0 | .000 | 0 | 1 | 1 | 0.5 | 0-0 | 0 | 0 | 0 | 0 | 0 | 0.0 |
| TOTAL | | 10-0 | 11/1.1 | 0-1 | .000 | 0-0 | .000 | 0-0 | .000 | 1 | 4 | 5 | 0.5 | 0-0 | 0 | 0 | 0 | 0 | 0 | 0.0 |

JUNIOR (2021-22)

- Appeared in one game, grabbing a defensive rebound vs Bucknell

SOPHOMORE (2020-21)

- Appeared in two games (at Saint Joseph's, vs St. Mary's (MD) ... Did not register any stats in three minutes of playing time

FRESHMAN (2019-20)

- Appeared in five games, grabbing three rebounds and going 0-1 from the field in four minutes

HIGH SCHOOL

- Two-time captain at St. Joseph's Prep in Philadelphia

PERSONAL

- Son of Mike and Patricia
- Father Mike played basketball at William & Mary and La Salle ... At William & Mary, Arizin earned All-Southern Conference honors following his freshman and sophomore seasons ... Averaged 17.3 points and 7.5 rebounds in 54 games for the Tribe ... At La Salle, averaged 11.5 points in 1975-76 and led team in FG pct (49.6)

- Has a brother Luke and a half-brother Matt, who played baseball at Georgetown
- Grandfather Paul Arizin was inducted into the Naismith Memorial Basketball Hall of Fame in 1978 ... He was a 10-time NBA All-Star with the Philadelphia Warriors who twice led the league in scoring ... Missed two seasons in the prime of his career to serve with the Marines in the Korean War ... Third-leading scorer (16,266 points) in NBA history when he retired in 1962 rather than move with the Warriors to San Francisco ... Led nation in scoring (25.3 PPG) as a senior at Villanova in 1950 ... Had his No. 11 jersey retired by Villanova ... Inducted in College Basketball Hall of Fame in 2006 ... Member of inaugural class of Philadelphia Sports Hall of Fame (2004)
- Born on December 16, 2000
- Last name is pronounced "AIR-rizz-in"



#25 QUENTIN SOUTHALL
G | JR | 6'3" | 180
ALEXANDRIA, VA
GEORGETOWN PREP (MD)

CAREER STATS

| | | | | Field Goals | | 3-Point | | F-Throws | | Rebounds | | | | Scoring | | | | | | |
|--------------|------|------------|--------------|-------------|-------------|------------|-------------|------------|-------------|----------|----------|----------|------------|------------|----------|----------|----------|----------|----------|------------|
| SEASON | TEAM | GP-GS | MIN/AVG | FG-FGA | FG% | 3FG-3FGA | 3FG% | FT-FTA | FT% | OFF | DEF | TOT | AVG | PF-FO | A | TO | BLK | STL | PTS | AVG |
| 2020-21 | UR | 1-0 | 2/1.6 | 0-0 | .000 | 0-0 | .000 | 0-0 | .000 | 0 | 0 | 0 | 0.0 | 0-0 | 0 | 0 | 0 | 0 | 0 | 0.0 |
| 2021-22 | UR | 1-0 | 1/0.9 | 0-0 | .000 | 0-0 | .000 | 0-0 | .000 | 0 | 0 | 0 | 0.0 | 0-0 | 0 | 0 | 0 | 0 | 0 | 0.0 |
| 2022-23 | UR | 1-0 | 1/0.7 | 0-1 | .000 | 0-0 | .000 | 0-0 | .000 | 0 | 0 | 0 | 0.0 | 0-0 | 0 | 0 | 0 | 0 | 0 | 0.0 |
| TOTAL | | 3-0 | 3/1.1 | 0-1 | .000 | 0-0 | .000 | 0-0 | .000 | 0 | 0 | 0 | 0.0 | 0-0 | 0 | 0 | 0 | 0 | 0 | 0.0 |

SOPHOMORE (2021-22)

- Appeared in one game, playing final minute vs Bucknell ... Did not record any statistics

FRESHMAN (2020-21)

- Appeared in one game, playing final 1:38 vs St. Mary's (MD) ... Did not record any statistics

HIGH SCHOOL

- Attended Georgetown Prep in North Bethesda, Md.
- Team captain as a senior ... Averaged 8 points per game
- Honor Society member graduated with a 3.9 GPA

PERSONAL

- Son of Cornelius and Patricia
- Father Cornelius played defensive back for Notre Dame, winning a national championship in 1988 ... He served 27 years in the U.S. Secret Service and provided protection for every President from Richard Nixon to Donald Trump
- Born on November 9, 2001



#10 LIAM WEAVER
G | SO | 6'2" | 190
KANSAS CITY, MO
PEMBROKE HILL

CAREER STATS

| | | | | Field Goals | | 3-Point | | F-Throws | | Rebounds | | | | Scoring | | | | | | |
|--------------|------|------------|--------------|-------------|-------------|------------|-------------|------------|-------------|----------|----------|----------|------------|------------|----------|----------|----------|----------|----------|------------|
| SEASON | TEAM | GP-GS | MIN/AVG | FG-FGA | FG% | 3FG-3FGA | 3FG% | FT-FTA | FT% | OFF | DEF | TOT | AVG | PF-FO | A | TO | BLK | STL | PTS | AVG |
| 2022-23 | UR | 1-0 | 1/0.7 | 0-0 | .000 | 0-0 | .000 | 0-0 | .000 | 0 | 0 | 0 | 0.0 | 1-0 | 0 | 0 | 0 | 0 | 0 | 0.0 |
| TOTAL | | 1-0 | 1/0.7 | 0-0 | .000 | 0-0 | .000 | 0-0 | .000 | 0 | 0 | 0 | 0.0 | 1-0 | 0 | 0 | 0 | 0 | 0 | 0.0 |

FRESHMAN (2021-22)

- Did not appear in any games

HIGH SCHOOL

- 2021 Missouri Class 4 All-State selection ... 3-time All-District selection
- Selected to 2021 DiRenna All-Star team as one of top players in Kansas City
- Led Pembroke to 13-1 record and district championship as a senior
- 2021 McDonald's All-American nominee
- 3-year team captain at Pembroke Hill School
- 3-time All-State, 3-time All-Region, 4-time All-District soccer player at Pembroke Hill ... 2019 Missouri State Defender of the Year in soccer

PERSONAL

- Son of Michelle and Tim ... Father Tim ran track at Tulsa
- Has a younger sister Elizabeth
- Won multiple academic awards at Pembroke Hill and graduated in top 10 percent of his class
- Born on August 6, 2002




BOX SCORES

| Official Basketball Box Score - Final | | | | | | | | | | | | | | | Game Time: 7:00 PM Game Duration: 2:02 Attendance: 6,049 | | | | |
|--|---------|-------|------|------|-----------|----------|----|----|----|----|--------|----|-----|--------------------------|--|---------|---------|--------|-----|
| VMI at Richmond | | | | | | | | | | | | | | | Officials: Lionel Butler, Andrew Barksdale, Scott Bennett | | | | |
| 11/07/22 Robins Center, Richmond 2022-23 Men's Basketball | | | | | | | | | | | | | | | | | | | |
| VMI - 48 | | | | | | | | | | | | | | | Record: 0-1 | | | | |
| NO. Name | Min | FG | 3P | FT | Rebounds | Fouls | TP | AS | TO | ST | Blocks | BS | BA | +/- | Shooting By Period | | | | |
| | | M-A | M-A | M-A | OR DR TOT | PF FD | | | | | | | | | 1st FG% | 2nd FG% | 3rd FG% | GM FG% | FT% |
| 42 DJ Nussbaum | C 25:07 | 1-3 | 0-1 | 0-0 | 2 2 4 | 5 1 2 | 1 | 0 | 0 | 0 | 0 | 0 | 0 | -7 | 3PT% 2-16 | 20.0% | | | |
| 2 Taeshaud Jackson | G 11:54 | 0-5 | 0-1 | 0-0 | 2 1 3 | 2 0 0 | 0 | 2 | 0 | 0 | 0 | 0 | -9 | FT% 7-12 | 58.3% | | | | |
| 3 Asher Woods | G 34:11 | 3-14 | 0-7 | 2-2 | 0 3 3 | 4 5 8 | 0 | 2 | 0 | 0 | 0 | 0 | -20 | 2nd FG% 10-34 | 29.4% | | | | |
| 10 Tony Felder | G 19:51 | 1-8 | 1-4 | 2-2 | 1 2 3 | 4 1 5 | 2 | 1 | 0 | 0 | 1 | 1 | -1 | 3PT% 5-17 | 29.4% | | | | |
| 30 Sean Conway | G 32:53 | 7-13 | 3-8 | 0-0 | 7 6 13 | 3 1 17 | 2 | 3 | 1 | 0 | 0 | 0 | -21 | FT% 2-2 | 100% | | | | |
| 14 Sam Wolfe | 03:45 | 0-0 | 0-0 | 0-0 | 0 1 1 | 0 0 0 | 0 | 0 | 0 | 0 | 0 | 0 | 2 | GM FG% 16-64 | 25.0% | | | | |
| 44 Tyler Houser | 03:25 | 0-9 | 0-6 | 4-6 | 1 3 4 | 3 4 0 | 4 | 0 | 3 | 1 | 1 | 0 | -19 | 3PT% 7-33 | 21.2% | | | | |
| 11 Devin Butler | 23:03 | 3-7 | 3-5 | 1-4 | 2 3 5 | 2 2 10 | 0 | 0 | 0 | 0 | 0 | 2 | -18 | FT% 9-14 | 64.3% | | | | |
| 4 Rickey Bradley | 16:51 | 1-5 | 0-1 | 0-0 | 0 1 1 | 2 2 2 | 1 | 0 | 0 | 0 | 0 | 2 | -14 | Dead Ball Rebounds: 2, 0 | | | | | |
| Team | | | | | 0 2 2 | 0 0 0 | 0 | 1 | | | | | | | | | | | |
| Totals | | 16-64 | 7-33 | 9-14 | 15 24 39 | 25 16 48 | 6 | 12 | 2 | 1 | 5 | 21 | | | | | | | |
| Technical Fouls: NONE | | | | | | | | | | | | | | | | | | | |

| Richmond - 69 | | | | | | | | | | | | | | | Record: 1-0 | | | | | |
|--|---------|-------|------|-------|-----------|----------|----|----|----|----|--------|----|----|--------------------------|--------------------|---------|---------|--------|-----|--|
| NO. Name | Min | FG | 3P | FT | Rebounds | Fouls | TP | AS | TO | ST | Blocks | BS | BA | +/- | Shooting By Period | | | | | |
| | | M-A | M-A | M-A | OR DR TOT | PF FD | | | | | | | | | 1st FG% | 2nd FG% | 3rd FG% | GM FG% | FT% | |
| 3 Tyler Burton | F 31:10 | 4-12 | 2-8 | 2-2 | 2 9 11 | 1 2 12 | 2 | 0 | 0 | 0 | 1 | 1 | 14 | 3PT% | 5-18 | 27.8% | | | | |
| 15 Matt Grace | F 27:20 | 0-1 | 0-1 | 1-2 | 0 4 4 | 1 3 1 | 3 | 2 | 0 | 0 | 1 | 0 | 2 | FT% | 5-12 | 41.7% | | | | |
| 32 Neal Quinn | C 19:24 | 3-3 | 0-0 | 1-4 | 1 6 7 | 2 4 7 | 3 | 1 | 0 | 0 | 1 | 0 | 18 | 2nd FG% | 14-24 | 58.3% | | | | |
| 1 Jason Nelson | G 28:26 | 5-10 | 1-4 | 2-8 | 0 2 2 | 4 5 13 | 3 | 0 | 2 | 0 | 0 | 0 | 17 | 3PT% | 2-10 | 20.0% | | | | |
| 22 Andre Gustavson | G 22:53 | 2-5 | 1-4 | 0-0 | 1 1 2 | 2 1 5 | 1 | 1 | 2 | 0 | 0 | 0 | 14 | FT% | 11-17 | 64.7% | | | | |
| 24 Isaiah Bigelow | 18:42 | 3-6 | 0-3 | 5-6 | 0 4 4 | 3 3 11 | 0 | 2 | 1 | 0 | 0 | 0 | 14 | GM FG% | 23-51 | 45.1% | | | | |
| 4 DJ Bailey | 16:39 | 3-5 | 1-2 | 0-1 | 3 5 8 | 2 3 7 | 1 | 3 | 0 | 0 | 0 | 0 | 6 | 3PT% | 7-28 | 25.0% | | | | |
| 11 Jason Roche | 17:40 | 1-5 | 1-4 | 3-4 | 2 1 3 | 1 3 6 | 0 | 0 | 0 | 0 | 1 | 0 | 18 | FT% | 16-29 | 55.2% | | | | |
| 2 Marcus Randolph | 13:38 | 1-3 | 1-2 | 2-2 | 0 1 1 | 0 1 0 | 5 | 0 | 0 | 0 | 0 | 0 | 5 | Dead Ball Rebounds: 8, 1 | | | | | | |
| 21 Mike Walz | 02:40 | 0-0 | 0-0 | 0-0 | 0 1 1 | 0 0 0 | 0 | 0 | 0 | 0 | 1 | 0 | -1 | | | | | | | |
| 35 Aidan Noyes | 01:28 | 1-1 | 0-0 | 0-0 | 0 0 0 | 0 0 0 | 0 | 2 | 0 | 0 | 0 | 0 | -2 | | | | | | | |
| Team | | | | | 0 1 1 | 0 0 0 | 0 | 0 | | | | | | | | | | | | |
| Totals | | 23-51 | 7-28 | 16-29 | 9 35 44 | 17 25 69 | 13 | 10 | 5 | 1 | 5 | 21 | | | | | | | | |
| Technical Fouls: Coach 1 st 2 nd 4 th | | | | | | | | | | | | | | | | | | | | |

| | | VMI | RICH | Points from | | Turnovers | | Period by Period Scoring | |
|------------------|--|---------------------------|---------------------------|---------------|--|-----------|--|--------------------------|--|
| Biggest lead | | 5 (1 st 17:50) | 26 (2 nd 4:15) | Paint | | 1st | | 2nd | |
| Best Scoring Run | | 5 (1 st 17:50) | 16 (2 nd 4:15) | Second Chance | | VMI | | 27 | |
| Lead Changes | | 1 | | Fast Breaks | | RICH | | 28 | |
| Times Tied | | 0 | | Bench | | 16 | | 31 | |
| Time with Lead | | 06:19 | 32:06 | | | | | | |



Official Basketball Box Score - Final

UNI at Richmond

11/11/22 Robins Center, Richmond

2022-23 Men's Basketball

Game Time: 7:00 PM

Game Duration: 1:51

Attendance: 6,814

Officials: Chet Walker, Brooks Wells, Connor Mooney

UNI - 55

Record: 1-1

| NO. Name | Min | FG M-A | 3P M-A | FT M-A | Rebounds OR DR TOT | Fouls PF FD | TP | AS | TO | ST | Blocks BS BA | +/- |
|-------------------|---------|--------|--------|--------|--------------------|-------------|----|----|----|---------|--------------|-----|
| 34 James Betz | F 27:02 | 2-8 | 2-6 | 0-0 | 1 2 3 | 3 1 6 | 1 | 0 | 1 | 0 | 0 0 0 | -7 |
| 0 Nate Heise | G 35:26 | 4-10 | 0-3 | 2-6 | 0 4 4 | 2 3 10 | 1 | 2 | 2 | 0 | 2 -11 | |
| 4 Trey Campbell | G 29:46 | 3-7 | 0-2 | 0-0 | 2 2 4 | 2 0 6 | 2 | 2 | 1 | 1 0 -9 | | |
| 13 Bowen Born | G 35:57 | 6-17 | 1-7 | 4-4 | 0 2 2 | 1 3 17 | 1 | 0 | 0 | 0 2 -16 | | |
| 32 Tyran Anderson | G 31:17 | 4-10 | 0-0 | 5-5 | 5 5 10 | 2 4 13 | 0 | 2 | 1 | 0 0 -11 | | |
| 1 Cole Henry | 06:52 | 0-1 | 0-0 | 0-0 | 0 5 5 | 1 0 0 | 0 | 0 | 1 | 0 0 -7 | | |
| 15 Michael Duax | 07:41 | 1-2 | 0-0 | 1-2 | 2 0 2 | 3 1 3 | 0 | 0 | 0 | 0 0 -11 | | |
| 3 Landon Wolf | 17:25 | 0-4 | 0-3 | 0-0 | 0 2 2 | 0 0 0 | 0 | 0 | 1 | 1 0 -5 | | |
| 33 Drew Daniel | 04:34 | 0-1 | 0-1 | 0-0 | 0 0 0 | 1 0 0 | 0 | 0 | 0 | 1 0 -2 | | |
| 23 Derek Krogmann | 02:22 | 0-1 | 0-0 | 0-0 | 0 1 1 | 0 0 0 | 0 | 0 | 0 | 0 0 0 | | |
| 2 Ege Pekarski | 01:49 | 0-0 | 0-0 | 0-0 | 0 1 1 | 0 0 0 | 0 | 0 | 0 | 0 0 0 | | |
| 20 Chase Courbat | 01:49 | 0-0 | 0-0 | 0-0 | 0 0 0 | 0 0 0 | 0 | 0 | 0 | 0 0 2 | | |
| Team | | | | | 1 1 2 | 0 0 0 | 0 | 0 | | | | |
| Totals | | 20-61 | 3-22 | 12-17 | 11 25 36 | 15 12 55 | 5 | 8 | 7 | 2 4 13 | | |

Shooting By Period

1st FG% 10-26 38.2%

3PT% 2-11 18.2%

FT% 7-10 70%

2nd FG% 10-35 28.6%

3PT% 1-11 9.1%

FT% 5-7 71.4%

GM FG% 20-61 32.8%


3PT% 3-22 13.6%

FT% 12-17 70.6%

Dead Ball Rebounds: 3, 0

| Richmond - 68 | | | | | | | | | | | | | | | Record: 2-0 | | | | | | | | | | | | | | | Technical Fouls: NONE | | | | | | | | | | | | | | |
|---------------|-----------------|---------|-------|------|-------|----------|----|-----|-------|----|----|----|----|----|-------------|--------|----|----|--------------------------|--------------------|---------|---------|--|--|--|--|--|--|--|-----------------------|--|--|--|--|--|--|--|--|--|--|--|--|--|--|
| NO. Name | | Min | FG | 3P | FT | Rebounds | | | Fouls | | | TP | AS | TO | ST | Blocks | BS | BA | +/- | Shooting By Period | | | | | | | | | | | | | | | | | | | | | | | | |
| | | | M-A | M-A | M-A | OR | DR | TOT | PF | FD | | | | | | | | | | 1st FG% | 2nd FG% | 3rd FG% | | | | | | | | | | | | | | | | | | | | | | |
| 3 | Tyler Burton | F 28:37 | 3-6 | 1-3 | 4-5 | 1 | 8 | 9 | 1 | 5 | 11 | 0 | 0 | 1 | 1 | 1 | 3 | | | 1st FG% | 11-30 | 36.7% | | | | | | | | | | | | | | | | | | | | | | |
| 15 | Matt Grace | F 25:47 | 3-8 | 0-3 | 0-0 | 0 | 3 | 3 | 1 | 3 | 11 | 6 | 5 | 1 | 0 | 1 | 0 | 14 | | 3PT% | 2-14 | 14.3% | | | | | | | | | | | | | | | | | | | | | | |
| 32 | Neal Quinn | C 19:07 | 2-3 | 0-0 | 4-6 | 2 | 0 | 2 | 5 | 2 | 5 | 8 | 3 | 1 | 0 | 1 | 0 | 4 | | FT% | 8-9 | 88.9% | | | | | | | | | | | | | | | | | | | | | | |
| 1 | Jason Nelson | G 31:08 | 9-15 | 1-5 | 2-2 | 0 | 3 | 3 | 1 | 1 | 21 | 2 | 3 | 1 | 0 | 0 | 0 | 16 | | 2nd FG% | 13-23 | 56.5% | | | | | | | | | | | | | | | | | | | | | | |
| 22 | Andre Gustavson | G 25:47 | 1-3 | 1-3 | 0-0 | 1 | 2 | 3 | 1 | 3 | 0 | 1 | 0 | 0 | 0 | 0 | 7 | | 3PT% | 6-13 | 46.2% | | | | | | | | | | | | | | | | | | | | | | | |
| 4 | DJ Bailey | 14:36 | 0-3 | 0-1 | 0-0 | 0 | 2 | 2 | 1 | 2 | 1 | 0 | 1 | 0 | 0 | 0 | 1 | | FT% | 4-6 | 66.7% | | | | | | | | | | | | | | | | | | | | | | | |
| 24 | Isaiah Bigelow | 18:43 | 0-4 | 0-3 | 0-0 | 1 | 6 | 7 | 3 | 1 | 0 | 0 | 2 | 1 | 0 | 0 | 6 | | GM FG% | 24-53 | 45.3% | | | | | | | | | | | | | | | | | | | | | | | |
| 11 | Jason Roche | 21:33 | 5-8 | 4-6 | 0-0 | 1 | 1 | 2 | 0 | 0 | 14 | 0 | 0 | 0 | 0 | 1 | 0 | 16 | | 3PT% | 8-27 | 29.6% | | | | | | | | | | | | | | | | | | | | | | |
| 2 | Marcus Randolph | 10:34 | 1-2 | 1-2 | 2-2 | 0 | 1 | 1 | 2 | 1 | 5 | 0 | 2 | 1 | 0 | 0 | 6 | | FT% | 12-15 | 80.0% | | | | | | | | | | | | | | | | | | | | | | | |
| 12 | Malcolm Dread | 01:02 | 0-1 | 0-1 | 0-0 | 0 | 0 | 0 | 0 | 0 | 0 | 0 | 0 | 0 | 0 | 0 | -2 | | Dead Ball Rebounds: 1, 0 | | | | | | | | | | | | | | | | | | | | | | | | | |
| 21 | Mike Walz | 01:02 | 0-0 | 0-0 | 0-0 | 0 | 0 | 0 | 0 | 0 | 0 | 0 | 0 | 0 | 0 | 0 | -2 | | | | | | | | | | | | | | | | | | | | | | | | | | | |
| 34 | Gabe Arizin | 01:02 | 0-0 | 0-0 | 0-0 | 0 | 1 | 1 | 0 | 0 | 0 | 0 | 0 | 0 | 0 | 0 | -2 | | | | | | | | | | | | | | | | | | | | | | | | | | | |
| 35 | Aidan Noyes | 01:02 | 0-0 | 0-0 | 0-0 | 0 | 0 | 0 | 0 | 0 | 0 | 0 | 0 | 0 | 0 | 0 | -2 | | | | | | | | | | | | | | | | | | | | | | | | | | | |
| Team | | | | | | 0 | 2 | 2 | 0 | 0 | 0 | 0 | | | | | | | | | | | | | | | | | | | | | | | | | | | | | | | | |
| Totals | | | 24-53 | 8-27 | 12-15 | 6 | 32 | 38 | 12 | 15 | 68 | 10 | 11 | 4 | 4 | 2 | 13 | | | | | | | | | | | | | | | | | | | | | | | | | | | |

BOX SCORES



Official Basketball Box Score - Final

Syracuse at Richmond

11/21/22 Barclays Center, Brooklyn, N.Y.

Visid Seats Empire Classic benefiting WWP

Game Time: 7:00 PM

Game Duration: 2:00

Syracuse - 74

Record: 3-1

Officials: DJ Carstensen, Nathan Farrell, Justin Porterfield

| NO. Name | Min | FG M-A | 3P M-A | FT M-A | Rebounds OR DR TOT | Fouls PF FD | TP AS TO ST | Blocks BS BA | +/- | Shooting By Period | | | | | | | | | | | | | | | | | | | | | |
|-----------------------|---------|--------|--------|--------|--------------------|-------------|-------------|--------------|-----|--------------------------|----------------|-----------------|---------------------|-----------------|---------------|----------------|--------------------|-----------------|--------------------|--------------------------|--------------------------|--------------------------|--|--|--|--|--|--|--|--|--|
| 0 Chris Bell | F 33:30 | 4-8 | 3-5 | 0-0 | 0 1 1 | 1 0 | 11 1 1 0 | 1 1 | 0 | 0 | 3PT% 4-7 57.1% | FT% 0-0 0% | 2nd FG% 11-31 35.5% | 3PT% 3-11 27.3% | FT% 4-6 66.7% | OTFG% 0-0 0.0% | 3PT% 0-0 0.0% | FT% 3-5 60% | GM FG% 30-63 47.6% | 3PT% 7-18 38.9% | FT% 7-11 63.6% | Dead Ball Rebounds: 3, 1 | | | | | | | | | |
| 13 Benny Williams | F 39:38 | 2-6 | 0-0 | 0-0 | 1 2 3 | 4 0 | 4 1 1 4 | 0 0 | 8 | 3PT% 4-7 57.1% | FT% 0-0 0% | 3PT% 3-11 27.3% | | FT% 4-6 66.7% | 3PT% 0-0 0.0% | | FT% 3-5 60% | 3PT% 7-18 38.9% | | FT% 7-11 63.6% | Dead Ball Rebounds: 3, 1 | | | | | | | | | | |
| 14 Jesse Edwards | C 31:12 | 4-6 | 0-0 | 2-4 | 4 4 8 | 3 4 | 10 1 1 2 | 6 0 | 9 | 3PT% 4-7 57.1% | FT% 0-0 0% | 3PT% 3-11 27.3% | FT% 4-6 66.7% | OTFG% 0-0 0.0% | 3PT% 0-0 0.0% | FT% 3-5 60% | GM FG% 30-63 47.6% | 3PT% 7-18 38.9% | FT% 7-11 63.6% | Dead Ball Rebounds: 3, 1 | | | | | | | | | | | |
| 3 Judah Mintz | G 37:34 | 7-16 | 0-1 | 2-2 | 1 0 1 | 1 1 | 16 4 0 3 | 1 0 | 8 | 3PT% 4-7 57.1% | FT% 0-0 0% | 3PT% 3-11 27.3% | FT% 4-6 66.7% | OTFG% 0-0 0.0% | 3PT% 0-0 0.0% | FT% 3-5 60% | GM FG% 30-63 47.6% | 3PT% 7-18 38.9% | FT% 7-11 63.6% | Dead Ball Rebounds: 3, 1 | | | | | | | | | | | |
| 11 Joseph Girard III | G 42:12 | 12-24 | 4-11 | 3-5 | 1 3 4 | 1 5 | 31 2 2 0 | 0 0 | 4 | 3PT% 4-7 57.1% | FT% 0-0 0% | 3PT% 3-11 27.3% | FT% 4-6 66.7% | OTFG% 0-0 0.0% | 3PT% 0-0 0.0% | FT% 3-5 60% | GM FG% 30-63 47.6% | 3PT% 7-18 38.9% | FT% 7-11 63.6% | Dead Ball Rebounds: 3, 1 | | | | | | | | | | | |
| 55 Mounir Hima | 13:48 | 0-1 | 0-0 | 0-0 | 0 1 1 | 1 1 | 0 0 0 0 | 2 0 | -6 | 3PT% 4-7 57.1% | FT% 0-0 0% | 3PT% 3-11 27.3% | FT% 4-6 66.7% | OTFG% 0-0 0.0% | 3PT% 0-0 0.0% | FT% 3-5 60% | GM FG% 30-63 47.6% | 3PT% 7-18 38.9% | FT% 7-11 63.6% | Dead Ball Rebounds: 3, 1 | | | | | | | | | | | |
| 1 Malik Brown | 05:22 | 1-1 | 0-0 | 0-0 | 1 1 2 | 1 0 | 2 0 0 0 | 0 0 | -5 | 3PT% 4-7 57.1% | FT% 0-0 0% | 3PT% 3-11 27.3% | FT% 4-6 66.7% | OTFG% 0-0 0.0% | 3PT% 0-0 0.0% | FT% 3-5 60% | GM FG% 30-63 47.6% | 3PT% 7-18 38.9% | FT% 7-11 63.6% | Dead Ball Rebounds: 3, 1 | | | | | | | | | | | |
| 5 Justin Taylor | 11:30 | 0-1 | 0-0 | 0-0 | 0 1 1 | 0 0 | 0 1 0 0 | 0 0 | 0 | 3PT% 4-7 57.1% | FT% 0-0 0% | 3PT% 3-11 27.3% | FT% 4-6 66.7% | OTFG% 0-0 0.0% | 3PT% 0-0 0.0% | FT% 3-5 60% | GM FG% 30-63 47.6% | 3PT% 7-18 38.9% | FT% 7-11 63.6% | Dead Ball Rebounds: 3, 1 | | | | | | | | | | | |
| 10 Symir Torrence | 10:14 | 0-0 | 0-0 | 0-0 | 0 0 0 | 0 1 | 0 0 1 1 | 0 0 | -6 | 3PT% 4-7 57.1% | FT% 0-0 0% | 3PT% 3-11 27.3% | FT% 4-6 66.7% | OTFG% 0-0 0.0% | 3PT% 0-0 0.0% | FT% 3-5 60% | GM FG% 30-63 47.6% | 3PT% 7-18 38.9% | FT% 7-11 63.6% | Dead Ball Rebounds: 3, 1 | | | | | | | | | | | |
| Team | | | | | 1 5 6 | 0 | 0 | 0 | | 3PT% 4-7 57.1% | FT% 0-0 0% | 3PT% 3-11 27.3% | FT% 4-6 66.7% | OTFG% 0-0 0.0% | 3PT% 0-0 0.0% | FT% 3-5 60% | GM FG% 30-63 47.6% | 3PT% 7-18 38.9% | FT% 7-11 63.6% | Dead Ball Rebounds: 3, 1 | | | | | | | | | | | |
| Totals | | 30-63 | 7-18 | 7-11 | 9 18 27 | 12 12 | 74 11 6 10 | 9 0 | 3 | 3PT% 4-7 57.1% | FT% 0-0 0% | 3PT% 3-11 27.3% | FT% 4-6 66.7% | OTFG% 0-0 0.0% | 3PT% 0-0 0.0% | FT% 3-5 60% | GM FG% 30-63 47.6% | 3PT% 7-18 38.9% | FT% 7-11 63.6% | Dead Ball Rebounds: 3, 1 | | | | | | | | | | | |
| Technical Fouls: NONE | | | | | | | | | | Dead Ball Rebounds: 3, 1 | | | | | | | | | | | | Dead Ball Rebounds: 3, 1 | | | | | | | | | |

Richmond - 71

Record: 2-3

Officials: Don Daily, Brandon Cruz, Mike Palau

| NO. Name | Min | FG M-A | 3P M-A | FT M-A | Rebounds OR DR TOT | Fouls PF FD | TP AS TO ST | Blocks BS BA | +/- | Shooting By Period | | | | | | | | | | | | | | | | | | | | | |
|-----------------------|---------|--------|--------|--------|--------------------|-------------|-------------|--------------|-----|--------------------------|-----------------|--------------|---------------------|-----------------|------------------|------------------|--------------------|--------------------|------------------|--------------------------|--------------------------|--------------------------|--------------------------|--|--|--|--|--|--|--|--|
| 3 Tyler Burton | F 45:00 | 4-14 | 2-8 | 3-8 | 4 11 15 | 0 6 | 13 2 3 1 | 0 2 | -3 | 1st FG% 12-31 38.4% | 3PT% 4-11 36.4% | FT% 1-1 100% | 2nd FG% 12-24 50.0% | 3PT% 7-12 58.3% | FT% 3-8 37.5% | OTFG% 3-11 27.3% | 3PT% 2-8 25.0% | GM FG% 27-66 40.9% | 3PT% 13-31 41.9% | FT% 4-9 44.4% | Dead Ball Rebounds: 5, 1 | | | | | | | | | | |
| 24 Isaiah Bigelow | F 33:32 | 7-19 | 3-9 | 0-0 | 0 2 2 | 0 1 | 17 0 2 1 | 0 2 | -8 | 1st FG% 12-31 38.4% | 3PT% 4-11 36.4% | FT% 1-1 100% | | 3PT% 7-12 58.3% | FT% 3-8 37.5% | | OTFG% 3-11 27.3% | | 3PT% 2-8 25.0% | GM FG% 27-66 40.9% | 3PT% 13-31 41.9% | FT% 4-9 44.4% | Dead Ball Rebounds: 5, 1 | | | | | | | | |
| 32 Neal Quinn | C 33:52 | 4-6 | 0-0 | 0-0 | 5 4 9 | 4 2 | 8 2 2 0 | 0 0 | -3 | 1st FG% 12-31 38.4% | 3PT% 4-11 36.4% | FT% 1-1 100% | 3PT% 7-12 58.3% | FT% 3-8 37.5% | OTFG% 3-11 27.3% | 3PT% 2-8 25.0% | GM FG% 27-66 40.9% | 3PT% 13-31 41.9% | FT% 4-9 44.4% | Dead Ball Rebounds: 5, 1 | | | | | | | | | | | |
| 1 Jason Nelson | G 36:21 | 5-9 | 4-6 | 0-0 | 3 1 4 | 4 1 | 14 6 2 2 | 0 0 | -4 | 1st FG% 12-31 38.4% | 3PT% 4-11 36.4% | FT% 1-1 100% | 3PT% 7-12 58.3% | FT% 3-8 37.5% | OTFG% 3-11 27.3% | 3PT% 2-8 25.0% | GM FG% 27-66 40.9% | 3PT% 13-31 41.9% | FT% 4-9 44.4% | Dead Ball Rebounds: 5, 1 | | | | | | | | | | | |
| 22 Andre Gustavson | G 30:34 | 1-5 | 0-0 | 0-0 | 1 1 3 | 1 0 | 2 3 2 0 | 0 2 | -5 | 1st FG% 12-31 38.4% | 3PT% 4-11 36.4% | FT% 1-1 100% | 3PT% 7-12 58.3% | FT% 3-8 37.5% | OTFG% 3-11 27.3% | 3PT% 2-8 25.0% | GM FG% 27-66 40.9% | 3PT% 13-31 41.9% | FT% 4-9 44.4% | Dead Ball Rebounds: 5, 1 | | | | | | | | | | | |
| 4 Dj Bailey | 12:43 | 2-4 | 0-0 | 1-1 | 3 4 7 | 0 1 | 5 2 1 1 | 0 0 | 1 | 1st FG% 12-31 38.4% | 3PT% 4-11 36.4% | FT% 1-1 100% | 3PT% 7-12 58.3% | FT% 3-8 37.5% | OTFG% 3-11 27.3% | 3PT% 2-8 25.0% | GM FG% 27-66 40.9% | 3PT% 13-31 41.9% | FT% 4-9 44.4% | Dead Ball Rebounds: 5, 1 | | | | | | | | | | | |
| 22 Mike Walz | 00:52 | 0-0 | 0-0 | 0-0 | 0 0 0 | 0 0 | 0 0 1 0 | 0 0 | -4 | 1st FG% 12-31 38.4% | 3PT% 4-11 36.4% | FT% 1-1 100% | 3PT% 7-12 58.3% | FT% 3-8 37.5% | OTFG% 3-11 27.3% | 3PT% 2-8 25.0% | GM FG% 27-66 40.9% | 3PT% 13-31 41.9% | FT% 4-9 44.4% | Dead Ball Rebounds: 5, 1 | | | | | | | | | | | |
| 11 Jason Roche | 30:20 | 4-9 | 0-0 | 4-8 | 0 0 0 | 1 0 | 12 1 1 0 | 0 0 | 10 | 1st FG% 12-31 38.4% | 3PT% 4-11 36.4% | FT% 1-1 100% | 3PT% 7-12 58.3% | FT% 3-8 37.5% | OTFG% 3-11 27.3% | 3PT% 2-8 25.0% | GM FG% 27-66 40.9% | 3PT% 13-31 41.9% | FT% 4-9 44.4% | Dead Ball Rebounds: 5, 1 | | | | | | | | | | | |
| 2 Marcus Randolph | 01:46 | 0-0 | 0-0 | 0-0 | 0 0 0 | 0 0 | 0 0 0 0 | 0 0 | 1 | 1st FG% 12-31 38.4% | 3PT% 4-11 36.4% | FT% 1-1 100% | 3PT% 7-12 58.3% | FT% 3-8 37.5% | OTFG% 3-11 27.3% | 3PT% 2-8 25.0% | GM FG% 27-66 40.9% | 3PT% 13-31 41.9% | FT% 4-9 44.4% | Dead Ball Rebounds: 5, 1 | | | | | | | | | | | |
| Team | | | | | 2 2 4 | 0 | 4 | | | 1st FG% 12-31 38.4% | 3PT% 4-11 36.4% | FT% 1-1 100% | 3PT% 7-12 58.3% | FT% 3-8 37.5% | OTFG% 3-11 27.3% | 3PT% 2-8 25.0% | GM FG% 27-66 40.9% | 3PT% 13-31 41.9% | FT% 4-9 44.4% | Dead Ball Rebounds: 5, 1 | | | | | | | | | | | |
| Totals | | 27-66 | 13-31 | 4-9 | 20 24 44 | 12 12 | 71 16 18 5 | 0 9 | -3 | 1st FG% 12-31 38.4% | 3PT% 4-11 36.4% | FT% 1-1 100% | 3PT% 7-12 58.3% | FT% 3-8 37.5% | OTFG% 3-11 27.3% | 3PT% 2-8 25.0% | GM FG% 27-66 40.9% | 3PT% 13-31 41.9% | FT% 4-9 44.4% | Dead Ball Rebounds: 5, 1 | | | | | | | | | | | |
| Technical Fouls: NONE | | | | | | | | | | Dead Ball Rebounds: 5, 1 | | | | | | | | | | | | Dead Ball Rebounds: 5, 1 | | | | | | | | | |

Syr

Rich

Points from

| | | | | | | | | | | | |
|------------------|----------------|--------------|---------------|----|----|--------------------------|------|-----|-----|-----|----|
| Biggest lead | 12 (1st 15:05) | 5 (2nd 5:54) | Turnovers | 27 | 8 | Period by Period Scoring | 1st | 2nd | OT1 | TOT | |
| Best Scoring Run | 12 (1st 15:05) | 8 (2nd 9:01) | Paint | 40 | 26 | | Syr | 34 | 29 | 11 | 74 |
| Lead Changes | 16 | | Second Chance | 13 | 9 | | Rich | 29 | 34 | 8 | 71 |
| Times Tied | 8 | | Fast Breaks | 13 | 10 | | | | | | |
| Time with Lead | 24:51 | 13:30 | Bench | 2 | 17 | | | | | | |

BOX SCORES

| Official Basketball Box Score - Final | | | | | | | | | | | | | Game Time: 2:00 PM | |
|---------------------------------------|---------|-------|------|-------|-----------|----------|----|----|----|----|--------|-------|---|---------------------|
| Drake at Richmond | | | | | | | | | | | | | Game Duration: 1:53 | |
| 12/10/22 Robins Center, Richmond | | | | | | | | | | | | | Attendance: 6,447 | |
| 2022-23 Men's Basketball | | | | | | | | | | | | | Officials: Raymie Slyons, Tim Comer, Jeff Pon | |
| Drake - 52 | | | | | | | | | | | | | Record: 8-2 | |
| NO. Name | Min | FG | 3P | FT | Rebounds | Fouls | TP | AS | TO | ST | Blocks | +/- | Shooting By Period | |
| | | M/A | M/A | M/A | OR DR TOT | PF FD | | | | | BS BA | | 1 st FG% | 2 nd FG% |
| 51 Darnell Brodie | F 18:07 | 1-6 | 0-0 | 0-2 | 3 5 8 | 3 2 | 2 | 0 | 4 | 0 | 0 | 1 -11 | 3PT% | 2-11 18.2% |
| 0 D.J. Wilkins | F 25:22 | 0-5 | 0-3 | 1-2 | 0 1 1 | 3 3 | 1 | 1 | 1 | 0 | 0 | -20 | FT% | 9-11 81.8% |
| 1 Roman Penn | G 30:42 | 4-9 | 0-1 | 2-3 | 1 4 5 | 3 2 | 10 | 1 | 1 | 2 | 0 | -17 | 2 nd FG% | 11-32 34.4% |
| 3 Garrett Sturtz | G 26:03 | 1-5 | 0-1 | 2-2 | 0 3 3 | 2 2 | 4 | 2 | 2 | 0 | 0 | -22 | 3PT% | 1-10 10.0% |
| 12 Tucker DeVries | G 30:40 | 3-11 | 1-6 | 2-2 | 0 4 4 | 1 3 | 9 | 0 | 1 | 1 | 0 | -32 | FT% | 4-7 57.1% |
| 14 Sardaar Calhoun | 20:15 | 7-13 | 2-6 | 1-1 | 0 0 0 | 4 1 | 17 | 0 | 2 | 3 | 0 | -10 | GM FG% | 18-56 32.1% |
| 35 Eric Northweather | 12:32 | 0-2 | 0-2 | 1-2 | 0 0 0 | 3 2 | 1 | 1 | 0 | 0 | 2 | -23 | 3PT% | 3-21 14.3% |
| 10 Okay Djamgouz | 07:31 | 0-0 | 0-0 | 0-0 | 0 0 0 | 1 0 | 0 | 0 | 0 | 0 | 0 | -8 | FT% | 13-18 72.2% |
| 4 Connor Enright | 20:26 | 1-3 | 0-1 | 2-2 | 0 2 2 | 3 1 | 4 | 0 | 2 | 0 | 0 | -9 | Dead Ball Rebounds: 1,0 | |
| 21 Bryceon Burns | 04:11 | 0-1 | 0-1 | 0-0 | 0 0 0 | 0 1 | 0 | 0 | 0 | 0 | 0 | 1 | | |
| 14 Nate Ferguson | 04:11 | 1-1 | 0-0 | 2-2 | 0 1 1 | 1 1 | 4 | 0 | 0 | 0 | 1 | 0 | | |
| Team | | | | | 0 1 1 | 0 | 0 | 0 | 0 | 0 | 0 | 1 | | |
| Totals | | 18-56 | 3-21 | 13-18 | 4 24 28 | 21 19 52 | 5 | 13 | 6 | 3 | 2 | -30 | Technical Fouls: NONE | |

| Official Basketball Box Score - Final | | | | | | | | | | | | | Game Time: 7:50 PM | |
|---------------------------------------|---------|-------|------|-----|-----------|---------|----|----|----|----|--------|-----|--|---------------------|
| Fairleigh Dickinson at Richmond | | | | | | | | | | | | | Game Duration: 1:34 | |
| 12/13/22 Robins Center, Richmond | | | | | | | | | | | | | Attendance: 5,004 | |
| 2022-23 Men's Basketball | | | | | | | | | | | | | Officials: John Gaffney, Bill Covington Jr., Pat O'Connell | |
| Fairleigh Dickinson - 48 | | | | | | | | | | | | | Record: 6-7 | |
| NO. Name | Min | FG | 3P | FT | Rebounds | Fouls | TP | AS | TO | ST | Blocks | +/- | Shooting By Period | |
| | | M/A | M/A | M/A | OR DR TOT | PF FD | | | | | BS BA | | 1 st FG% | 2 nd FG% |
| 5 Ansel Almonor | F 25:09 | 3-10 | 1-6 | 0-0 | 0 6 6 | 1 3 | 7 | 2 | 2 | 1 | 0 | -18 | 3PT% | 4-29 13.8% |
| 1 Joe Munden Jr. | G 16:03 | 3-6 | 1-2 | 1-1 | 1 0 1 | 0 1 | 8 | 0 | 0 | 0 | 0 | -21 | FT% | 1-2 50% |
| 2 Demetre Roberts | G 28:54 | 2-13 | 2-5 | 1-2 | 1 0 1 | 0 1 | 7 | 2 | 1 | 1 | 0 | -27 | 2 nd FG% | 15-32 46.9% |
| 4 Grant Singleton | G 25:44 | 4-10 | 2-5 | 0-0 | 0 6 6 | 1 0 | 10 | 2 | 0 | 1 | 0 | -19 | 3PT% | 7-16 43.8% |
| 12 Sebastian Lamaute | G 18:21 | 0-6 | 0-4 | 0-0 | 1 0 1 | 3 0 | 0 | 1 | 1 | 0 | 0 | -4 | FT% | 2-2 100% |
| 11 Sean Moore | 22:59 | 1-2 | 0-1 | 0-0 | 1 2 3 | 3 0 | 2 | 1 | 2 | 4 | 0 | -26 | GM FG% | 19-61 31.1% |
| 13 Joriel Emanuel | 20:39 | 2-3 | 0-0 | 1-1 | 1 3 4 | 0 1 | 5 | 1 | 1 | 0 | 0 | -14 | 3PT% | 7-27 25.9% |
| 21 Cameron Tweedy | 10:54 | 2-6 | 0-0 | 0-0 | 2 2 4 | 2 0 | 4 | 2 | 0 | 2 | 0 | -7 | FT% | 3-4 75.0% |
| 22 Trevon Blessingame | 20:21 | 2-5 | 1-4 | 0-0 | 0 0 0 | 1 0 | 5 | 0 | 2 | 1 | 0 | -5 | Dead Ball Rebounds: 1,0 | |
| 24 Brayden Reynolds | 06:15 | 0-0 | 0-0 | 0-0 | 1 1 2 | 0 0 | 0 | 1 | 0 | 0 | 0 | -5 | | |
| 14 Pier-Olivier Racine | 01:34 | 0-0 | 0-0 | 0-0 | 0 0 0 | 0 0 | 0 | 0 | 1 | 0 | 0 | -3 | | |
| 25 Daniel Rodriguez | 02:23 | 0-0 | 0-0 | 0-0 | 0 0 0 | 0 0 | 0 | 0 | 0 | 0 | 0 | -1 | | |
| 20 Brandon Upshaw | 00:44 | 0-0 | 0-0 | 0-0 | 0 0 0 | 0 0 | 0 | 0 | 0 | 0 | 0 | -2 | | |
| Team | | | | | 1 1 2 | 0 | 0 | 1 | 10 | 0 | 4 | -29 | Technical Fouls: NONE | |
| Totals | | 19-61 | 7-27 | 3-4 | 8 21 29 | 13 6 48 | 12 | 11 | 10 | 0 | 4 | -29 | | |

| Richmond - 82 | | | | | | | | | | | | | Record: 4-5 | |
|--------------------|---------|-----------|-----------|-----------|-----------------------|----------------|----|----|----|----|-----------------|-----|--------------------|---------------------------------|
| NO. Name | Min | FG M/A | 3P M/A | FT M/A | Rebounds OR DR TOT | Fouls PF FD | TP | AS | TO | ST | Blocks BS BA | +/- | Shooting By Period | |
| 3 Tyler Burton | F 32:11 | 5-11 | 0-3 | 7-9 | 1 6 7 | 1 8 | 17 | 2 | 1 | 2 | 1 | 0 | 36 | 1 st FG% 19-33 57.6% |
| 15 Matt Grace | F 26:20 | 2-5 | 0-2 | 0-0 | 0 6 6 | 1 0 | 4 | 2 | 2 | 0 | 1 | 1 | 18 | 3PT% 4-11 36.4% |
| 32 Neal Quinn | C 20:16 | 8-9 | 0-1 | 1-3 | 0 6 6 | 2 3 | 17 | 3 | 0 | 1 | 0 | 0 | 24 | FT% 5-9 55.6% |
| 1 Jason Nelson | G 28:26 | 6-9 | 3-3 | 4-5 | 0 4 4 | 2 5 | 19 | 1 | 2 | 1 | 0 | 1 | 23 | 2 nd FG% 11-22 50.0% |
| 22 Andre Gustavson | G 17:31 | 1-3 | 0-1 | 0-0 | 0 2 2 | 3 0 | 2 | 0 | 1 | 0 | 0 | 0 | 19 | 3PT% 1-7 14.3% |
| 11 Jason Roche | 24:10 | 2-4 | 1-3 | 2-2 | 0 1 1 | 2 1 | 7 | 0 | 1 | 0 | 0 | 0 | 25 | FT% 12-13 92.3% |
| 4 DJ Bailey | 14:08 | 1-5 | 0-1 | 0-0 | 0 4 4 | 2 0 | 2 | 1 | 1 | 1 | 0 | 1 | 6 | GM FG% 30-55 54.5% |
| 24 Isaiah Bigelow | 14:50 | 3-6 | 0-3 | 1-1 | 0 5 5 | 2 3 | 7 | 0 | 0 | 2 | 0 | 0 | 6 | 3PT% 5-18 27.8% |
| 2 Marcus Randolph | 10:27 | 0-1 | 0-0 | 0-0 | 1 1 2 | 3 0 | 0 | 2 | 0 | 0 | 0 | -8 | 6 | FT% 17-22 77.3% |
| 21 Mike Walz | 04:11 | 1-1 | 0-0 | 2-2 | 1 2 3 | 1 1 | 4 | 0 | 3 | 0 | 0 | 0 | -1 | Dead Ball Rebounds: 3,0 |
| 5 Connor Crabtree | 03:45 | 1-1 | 1-1 | 0-0 | 0 0 0 | 0 0 | 3 | 0 | 0 | 0 | 0 | 0 | 1 | |
| 35 Aidan Noyes | 03:45 | 0-0 | 0-0 | 0-0 | 0 1 1 | 0 0 | 0 | 0 | 0 | 0 | 0 | 0 | 1 | |
| Team | | | | | 0 0 0 | 0 | 0 | 2 | 0 | 0 | 0 | 0 | 1 | |
| Totals | | 30-55 | 5-18 | 17-22 | 3 38 41 | 19 21 | 82 | 9 | 15 | 7 | 2 | 3 | -30 | |

| DRAKE | | RICH | | Points from Turnovers | | Period by Period Scoring | |
|------------------|---------------------------|----------------------------|--|-----------------------|-------|--------------------------|----------|
| Biggest lead | 0 (1 st 20:00) | 31 (2 nd 4:43) | | 15 | 16 | 1st | 2nd TOT |
| Best Scoring Run | 8 (2 nd 10:10) | 17 (1 st 13:09) | | 24 | 46 | DRAKE | 25 27 52 |
| Lead Changes | 0 | | | Second Chance | 0 4 | | |
| Times Tied | 0 | | | Fast Breaks | 10 12 | RICH | 47 35 82 |
| Time with Lead | 00:00 | 38:28 | | Bench | 26 23 | | |

| Richmond - 77 | | | | | | | | | | | | | Record: 5-5 | |
|---------------------|---------|-------|-------|-----|-----------|-------|----|----|----|----|--------|-----|--------------------|-------------------------|
| NO. Name | Min | FG | 3P | FT | Rebounds | Fouls | TP | AS | TO | ST | Blocks | +/- | Shooting By Period | |
| | | M/A | M/A | M/A | OR DR TOT | PF FD | | | | | BS BA | | 1st | FG% 16-31 51.6% |
| 3 Tyler Burton | F 22:01 | 5-9 | 1-5 | 1-1 | 0 9 9 | 0 2 | 12 | 1 | 0 | 0 | 1 | 0 | 29 | 3PT% 8-19 42.1% |
| 15 Matt Grace | F 20:40 | 2-3 | 0-1 | 0-0 | 0 2 2 | 1 0 | 4 | 2 | 3 | 0 | 0 | 0 | 17 | FT% 2-2 100% |
| 32 Neal Quinn | C 19:31 | 4-4 | 1-1 | 0-0 | 1 4 5 | 0 0 | 9 | 3 | 1 | 1 | 3 | 0 | 30 | 2nd FG% 13-24 54.2% |
| 1 Jason Nelson | G 23:50 | 3-7 | 1-5 | 2-2 | 0 2 2 | 2 4 | 9 | 5 | 2 | 0 | 0 | 0 | 22 | 3PT% 5-12 41.7% |
| 22 Andre Gustavson | G 19:59 | 1-4 | 1-2 | 0-0 | 0 2 2 | 0 0 | 3 | 1 | 0 | 2 | 0 | 0 | 22 | FT% 4-5 80% |
| 4 DJ Bailey | 14:17 | 1-2 | 0-1 | 1-2 | 0 2 2 | 0 3 | 3 | 3 | 0 | 0 | 0 | 9 | 9 | GM FG% 29-55 52.7% |
| 11 Jason Roche | 22:40 | 3-7 | 3-6 | 0-0 | 1 2 3 | 0 0 | 9 | 1 | 1 | 0 | 0 | 0 | 2 | 3PT% 13-31 41.9% |
| 24 Isaiah Bigelow | 15:47 | 6-9 | 3-4 | 2-2 | 2 4 6 | 0 3 | 17 | 2 | 2 | 1 | 0 | 0 | 10 | FT% 6-7 85.7% |
| 2 Marcus Randolph | 10:53 | 1-2 | 1-1 | 0-0 | 0 2 2 | 0 1 | 3 | 0 | 1 | 0 | 0 | 0 | 10 | Dead Ball Rebounds: 1.0 |
| 5 Connor Crabtree | 08:45 | 0-2 | 0-2 | 0-0 | 1 2 3 | 0 0 | 0 | 1 | 0 | 1 | 0 | 0 | 6 | |
| 21 Mike Walz | 10:51 | 1-2 | 0-0 | 0-0 | 0 0 0 | 2 0 | 2 | 0 | 1 | 0 | 0 | 0 | -2 | |
| 35 Aidan Noyes | 05:15 | 2-3 | 2-3 | 0-0 | 0 1 1 | 0 0 | 6 | 0 | 0 | 0 | 0 | 0 | 4 | |
| 12 Malcolm Dread | 02:23 | 0-0 | 0-0 | 0-0 | 0 2 2 | 0 0 | 0 | 0 | 0 | 0 | 0 | 0 | 1 | |
| 34 Gabe Arizin | 01:40 | 0-0 | 0-0 | 0-0 | 0 0 0 | 0 0 | 0 | 0 | 0 | 0 | 0 | 0 | 1 | |
| 10 Liam Weaver | 00:44 | 0-0 | 0-0 | 0-0 | 0 0 0 | 0 0 | 1 | 0 | 0 | 0 | 0 | 0 | -2 | |
| 25 Quentin Southall | 00:44 | 0-1 | 0-0 | 0-0 | 0 0 0 | 0 0 | 0 | 0 | 0 | 0 | 0 | 0 | -2 | |
| Team | | | | | 0 0 0 | | 0 | 0 | | | | | 2 | |
| Totals | | 29-55 | 13-31 | 6-7 | 5 34 39 | 6 13 | 77 | 19 | 14 | 5 | 4 | 0 | -29 | |

Technical Fouls: NONE

| FDU | | RICH | |
|------------------|---------------------------|----------------------------|--|
| Biggest lead | 0 (1 st 20:00) | 36 (2 nd 16:33) | |
| Best Scoring Run | 8(2 nd 7:18) | 22(1 st 9:17) | |
| Lead Changes | 0 | | |
| Times Tied | 0 | | |
| Time with Lead | 00:00 | 39:34 | |

| Points from | | FDU | RICH |
|---------------|----|-----|------|
| Turnovers | 13 | 19 | |
| Paint | 22 | 32 | |
| Second Chance | 9 | 8 | |
| Fast Breaks | 6 | 0 | |
| Bench | 16 | 40 | |

| Period by Period Scoring | | | |
|--------------------------|-----|-----|-----|
| | 1st | 2nd | TOT |
| FDU | 9 | 39 | 48 |
| RICH | 42 | 35 | 77 |

| FDU | | RICH | | Points from Turnovers | | Period by Period Scoring | |
|--------------|---------------------------|------|--|-----------------------|--|--------------------------|--|
| Biggest lead | 0 (1 st 20:00) | | | | | | |

BOX SCORES

Official Basketball Box Score - Final
Coppin St. at Richmond
12/28/22 Robins Center, Richmond
2022-23 Men's Basketball

Game Time: 7:00 PM
Game Duration: 1:48
Attendance: 6,007

Officials: Jamie Luckie, Raymie Snyers, Jeremy Mosier

Coppin St. - 65

Record: 5-11

| NO. Name | Min | FG M-A | 3P M-A | FT M-A | Rebounds OR DR TOT | Fouls PF FD | TP | AS | TO | ST | Blocks BS BA +/- |
|------------------|---------|-----------|-----------|-----------|-----------------------|----------------|----|----|----|----|---------------------|
| 24 Daniel Titus | F 24:34 | 0-4 | 0-3 | 0-0 | 0 6 6 | 3 2 0 | 0 | 0 | 1 | 0 | 0 -13 |
| 3 Sam Sessions | G 30:00 | 5-11 | 1-3 | 2-4 | 1 1 2 | 4 2 13 | 4 | 2 | 0 | 0 | -17 |
| 4 Nendah Tarke | G 34:31 | 4-10 | 1-2 | 1-2 | 1 6 7 | 4 3 10 | 1 | 2 | 0 | 0 | -20 |
| 5 Greg Spurlock | G 31:48 | 3-5 | 1-2 | 0-0 | 0 4 4 | 1 0 7 | 3 | 2 | 3 | 0 | -19 |
| 10 Kam'Ron Blue | G 34:06 | 6-11 | 4-8 | 0-0 | 1 4 5 | 2 0 16 | 0 | 2 | 1 | 0 | -12 |
| 1 Justin Steers | 11:27 | 2-3 | 0-0 | 1-1 | 0 3 3 | 4 3 5 | 0 | 3 | 0 | 0 | -5 |
| 2 Mike Hood | 21:15 | 3-7 | 0-2 | 5-6 | 0 0 0 | 2 2 11 | 0 | 0 | 0 | 0 | -9 |
| 13 Alex Rojas | 07:46 | 1-2 | 1-2 | 0-0 | 1 0 1 | 1 0 3 | 0 | 0 | 0 | 0 | 2 |
| 0 Malik Battle | 02:23 | 0-0 | 0-0 | 0-0 | 0 0 0 | 1 0 0 | 0 | 1 | 0 | 0 | 6 |
| 33 Luka Tekavcic | 02:10 | 0-1 | 0-0 | 0-0 | 0 0 0 | 0 0 0 | 0 | 0 | 0 | 0 | -3 |
| Team | | | | | 0 0 0 | | 0 | 0 | 0 | 0 | |
| Totals | | 24-54 | 8-22 | 9-13 | 4 24 28 | 22 12 | 65 | 8 | 13 | 4 | 0 2 -18 |

Technical Fouls:Blue 1st0:03

Richmond - 83

Record: 7-6

| NO. Name | Min | FG M-A | 3P M-A | FT M-A | Rebounds OR DR TOT | Fouls PF FD | TP | AS | TO | ST | Blocks BS BA +/- |
|--------------------|---------|-----------|-----------|-----------|-----------------------|----------------|----|----|----|----|---------------------|
| 3 Tyler Burton | F 37:09 | 6-13 | 3-8 | 5-9 | 1 7 8 | 0 6 6 | 20 | 1 | 3 | 1 | 0 0 16 |
| 15 Matt Grace | F 21:07 | 2-4 | 0-1 | 4-5 | 1 0 1 | 3 6 8 | 8 | 2 | 0 | 2 | 0 0 13 |
| 32 Neal Quinn | C 24:37 | 7-8 | 0-0 | 0-0 | 0 4 4 | 1 1 14 | 7 | 0 | 0 | 0 | 2 0 0 16 |
| 1 Jason Nelson | G 31:54 | 1-9 | 1-6 | 5-6 | 0 1 1 | 1 4 8 | 4 | 2 | 1 | 0 | 0 18 |
| 22 Andre Gustavson | G 25:39 | 3-3 | 2-2 | 0-0 | 1 7 8 | 2 2 8 | 2 | 0 | 1 | 0 | 0 18 |
| 24 Isaiah Bigelow | 17:22 | 2-6 | 0-2 | 0-0 | 1 5 6 | 1 0 4 | 2 | 1 | 0 | 0 | 0 -6 |
| 11 Jason Roche | 19:44 | 4-8 | 4-8 | 4-4 | 1 2 3 | 1 1 16 | 0 | 0 | 0 | 3 | 0 0 19 |
| 2 Marcus Randolph | 15:44 | 2-3 | 1-1 | 0-0 | 0 0 0 | 3 1 5 | 1 | 1 | 0 | 0 | 0 2 |
| 5 Connor Crabtree | 04:04 | 0-0 | 0-0 | 0-0 | 0 0 0 | 1 0 0 | 0 | 0 | 0 | 0 | 0 0 -3 |
| 21 Mike Walz | 01:49 | 0-0 | 0-0 | 0-0 | 0 2 2 | 0 0 0 | 0 | 0 | 1 | 0 | 0 -3 |
| 35 Aidan Noyes | 01:41 | 0-0 | 0-0 | 0-0 | 0 0 0 | 0 0 0 | 0 | 0 | 0 | 0 | 0 -3 |
| Team | | | | | 0 0 0 | | 0 | 1 | | | |
| Totals | | 27-54 | 11-28 | 18-24 | 5 28 33 | 13 21 | 83 | 19 | 9 | 8 | 2 0 -18 |

Technical Fouls:Quinn 1st1:13

| | Coppin | RICH | Points from Turnovers | Coppin | RICH | Period by Period Scoring |
|------------------|---------------------------|---------------------------|-----------------------|--------|------|--------------------------|
| Biggest lead | 4 (1 st 5:37) | 21 (2 nd 2:12) | 5 | 14 | | 1st 2nd TOT |
| Best Scoring Run | 6 (1 st 13:00) | 8 (1 st 18:18) | Paint | 32 | 28 | Coppin 38 27 65 |
| Lead Changes | 12 | | Second Chance | 8 | 6 | RICH 40 43 83 |
| Times Tied | 8 | | Fast Breaks | 10 | 4 | |
| Time with Lead | 03:41 | 32:07 | Bench | 19 | 25 | |

Official Basketball Box Score - Final
Richmond at George Mason
12/31/22 EagleBank Arena, Fairfax
2022-23 Men's Basketball

Game Time: 2:00 PM
Game Duration: 2:02
Attendance: 4,014

Officials: Earl Walton, Justin Porterfield, Steve Anderson

Richmond - 58

Record: 7-7 (0-1)

| NO. | Name | Min | FG M-A | 3P M-A | FT M-A | Rebounds OR DR TOT | Fouls PF FD | TP | AS | TO | ST | Blocks BS BA +/- |
|--------|-----------------|---------|-----------|-----------|-----------|-----------------------|----------------|----|----|----|----|---------------------|
| | | | | | | | | | | | | |
| 3 | Tyler Burton | F 40:00 | 8-18 | 2-4 | 3-7 | 2 4 6 | 2 6 2 | 21 | 0 | 4 | 0 | 0 3 -4 |
| 15 | Matt Grace | F 30:20 | 5-12 | 3-9 | 2-4 | 0 1 1 | 4 2 15 | 2 | 1 | 2 | 0 | 0 3 |
| 32 | Neal Quinn | C 20:16 | 2-5 | 0-0 | 0-1 | 0 2 2 | 1 2 4 | 2 | 0 | 0 | 0 | 0 1 |
| 1 | Jason Nelson | G 18:25 | 4-7 | 0-1 | 0-0 | 0 4 4 | 4 0 8 | 2 | 1 | 0 | 0 | 0 0 |
| 22 | Andre Gustavson | G 35:55 | 0-1 | 0-0 | 0-0 | 0 2 2 | 4 0 0 | 0 | 2 | 3 | 2 | 0 0 -2 |
| 2 | Marcus Randolph | 21:39 | 3-5 | 1-1 | 0-0 | 0 0 0 | 2 3 7 | 0 | 0 | 1 | 0 | 0 -4 |
| 11 | Jason Roche | 13:17 | 0-3 | 0-3 | 2-2 | 0 2 2 | 2 1 4 | 2 | 0 | 0 | 0 | 0 -2 |
| 24 | Isaiah Bigelow | 18:50 | 0-4 | 0-3 | 1-2 | 4 8 12 | 2 3 1 | 0 | 0 | 0 | 0 | 0 -10 |
| 5 | Connor Crabtree | 01:18 | 0-0 | 0-0 | 0-0 | 0 0 0 | 0 0 0 | 0 | 0 | 0 | 1 | 0 0 -2 |
| Team | | | | | | 4 2 6 | | | | | | |
| Totals | | | 22-55 | 6-21 | 8-16 | 10 25 35 | 21 17 | 58 | 8 | 10 | 6 | 0 3 -4 |

Technical Fouls: NONE

George Mason - 62

Record: 9-5 (1-0)

| NO. | Name | Min | FG M-A | 3P M-A | FT M-A | Rebounds OR DR TOT | Fouls PF FD | TP | AS | TO | ST | Blocks BS BA +/- |
|--------|-------------------|---------|-----------|-----------|-----------|-----------------------|----------------|----|----|----|----|---------------------|
| | | | | | | | | | | | | |
| 13 | Josh Odoro | F 23:02 | 5-9 | 0-1 | 0-2 | 2 10 12 | 3 3 10 | 1 | 2 | 0 | 1 | 0 4 |
| 0 | DeVon Cooper | G 31:35 | 2-8 | 1-7 | 1-2 | 0 1 1 | 3 2 6 | 1 | 3 | 0 | 1 | 0 5 |
| 1 | Ronald Polite III | G 35:28 | 6-9 | 1-2 | 9-10 | 1 2 3 | 2 5 22 | 2 | 1 | 0 | 0 | 0 13 |
| 2 | Victor Bailey Jr. | G 38:10 | 2-6 | 0-2 | 3-5 | 0 4 4 | 0 4 7 | 1 | 0 | 1 | 0 | 0 2 |
| 3 | Davonte Gaines | G 15:18 | 0-2 | 0-2 | 1-2 | 0 3 3 | 1 2 1 | 2 | 0 | 0 | 0 | 0 -5 |
| 15 | Saqwan Singleton | 22:22 | 2-4 | 0-0 | 1-4 | 0 2 2 | 2 4 6 | 2 | 4 | 0 | 0 | 0 11 |
| 20 | Ginkia Ojako | 17:36 | 3-3 | 0-0 | 0-2 | 0 2 2 | 2 1 6 | 0 | 0 | 0 | 1 | 0 -7 |
| 5 | Devin Dinkins | 04:41 | 0-1 | 0-1 | 0-0 | 0 0 0 | 0 0 0 | 0 | 0 | 1 | 0 | 0 -9 |
| 24 | Blake Jones | 03:31 | 0-0 | 0-0 | 0-0 | 0 0 0 | 2 0 0 | 0 | 0 | 0 | 0 | 0 3 |
| 4 | Justyn Fernandez | 04:29 | 2-2 | 1-1 | 0-0 | 0 0 0 | 1 0 5 | 0 | 1 | 0 | 0 | 0 2 |
| 35 | Malik Henry | 05:48 | 0-1 | 0-0 | 0-0 | 1 4 5 | 1 0 0 | 0 | 0 | 0 | 0 | 0 1 |
| Team | | | | | | 1 1 2 | | | | | | |
| Totals | | | 22-45 | 3-16 | 15-27 | 5 29 34 | 17 21 | 62 | 9 | 10 | 5 | 3 0 4 |

Technical Fouls: NONE

| | RICH | MASON |
|------------------|---------------------------|----------------------------|
| Biggest lead | 8 (1 st 12:37) | 7 (2 nd 10:18) |
| Best Scoring Run | 6 (1 st 12:37) | 10 (2 nd 13:45) |
| Lead Changes | 8 | |
| Times Tied | 6 | |
| Time with Lead | 17:21 | 17:44 |

| Points from | RICH | MASON |
|---------------|------|-------|
| Turnovers | 6 | 10 |
| Paint | 20 | 38 |
| Second Chance | 9 | 4 |
| Fast Breaks | 0 | 16 |
| Bench | 10 | 16 |

| | Period by Period Scoring | | |
|-------|--------------------------|-----|-----|
| | 1st | 2nd | TOT |
| RICH | 32 | 26 | 58 |
| MASON | 32 | 30 | 62 |

Official Basketball Box Score - Final
George Washington at Richmond
01/04/23 Robins Center, Richmond
2022-23 Men's Basketball

Game Time: 7:00 PM
Game Duration: 1:54
Attendance: 5,394

Officials: Bill Covington Jr., Mark Schnur, Jenna Reue

George Washington - 63

Record: 7-8 (1-1)

| NO. Name | Min | FG M-A | 3P M-A | FT M-A | Rebounds OR DR TOT | Fouls PF FD | TP | AS | TO | ST | Blocks BS BA | +/- |
|-------------------|---------|-----------|-----------|-----------|-----------------------|----------------|----|----|----|----|-----------------|-----|
| 4 Ricky Lindo Jr. | F 25:41 | 5-7 | 2-4 | 0-0 | 0 6 6 | 3 1 12 | 1 | 2 | 2 | 1 | 0 0 | -10 |
| 13 Hunter Dean | F 26:15 | 4-4 | 0-0 | 0-0 | 0 3 3 | 4 0 8 | 0 | 0 | 0 | 3 | 0 0 | -9 |
| 2 Maximus Edwards | G 33:19 | 3-11 | 1-5 | 0-1 | 3 6 9 | 3 4 7 | 1 | 1 | 0 | 0 | 0 0 | -12 |
| 10 Brendan Adams | G 36:56 | 3-13 | 0-8 | 0-0 | 1 2 3 | 3 2 6 | 1 | 0 | 0 | 1 | 0 0 | -13 |
| 11 James Bishop | G 39:04 | 9-22 | 1-7 | 6-6 | 1 0 1 | 1 6 25 | 5 | 3 | 0 | 0 | 0 0 | -10 |
| 3 Amir Harris | 19:34 | 0-1 | 0-1 | 0-0 | 2 3 5 | 2 1 0 | 0 | 0 | 0 | 1 | 1 0 | -1 |
| 21 Noel Brown | 10:51 | 0-1 | 0-0 | 0-0 | 1 0 1 | 4 0 0 | 0 | 1 | 1 | 0 | 0 0 | -3 |
| 20 Qwanzi Samuels | 08:20 | 1-2 | 1-1 | 2-2 | 0 2 2 | 1 1 5 | 0 | 0 | 0 | 0 | 1 0 | -2 |
| Team | | | | | 0 0 0 | | 0 | | 1 | | | |
| Totals | | 25-61 | 5-26 | 8-9 | 8 22 30 | 21 15 63 | 9 | 8 | 6 | 4 | 0 0 | -10 |

| Shooting By Period | | |
|--------------------|------|-------------|
| 1st | FG% | 15-29 51.7% |
| | 3PT% | 3-12 25.0% |
| | FT% | 6-6 100% |
| 2nd | FG% | 10-32 31.3% |
| | 3PT% | 2-14 14.3% |
| | FT% | 2-3 66.7% |
| GM | FG% | 25-61 41.0% |
| | 3PT% | 5-26 19.2% |
| | FT% | 8-9 88.9% |

Dead Ball Rebounds: 0, 1

Technical Fouls: NONE

Richmond - 73


Record: 9-7 (1-1)

| NO. Name | Min | FG M-A | 3P M-A | FT M-A | Rebounds OR DR TOT | Fouls PF FD | TP | AS | TO | ST | Blocks BS BA | +/- |
|--------------------|---------|-----------|-----------|-----------|-----------------------|----------------|----|----|----|-----|-----------------|-----|
| 3 Tyler Burton | F 40:00 | 9-19 | 1-4 | 7-8 | 1 6 7 | 2 6 26 | 2 | 1 | 4 | 0 0 | 1 10 | 13 |
| 15 Matt Grace | F 28:08 | 2-4 | 0-0 | 1-1 | 1 4 5 | 3 1 5 | 3 | 3 | 1 | 0 1 | 0 0 | -3 |
| 32 Neal Quinn | C 19:42 | 4-6 | 0-0 | 0-2 | 1 0 1 | 2 4 8 | 3 | 1 | 0 | 0 0 | 0 0 | 0 |
| 1 Jason Nelson | G 31:49 | 3-8 | 2-5 | 3-4 | 1 4 5 | 2 2 11 | 0 | 5 | 1 | 0 1 | 0 14 | 1 |
| 22 Andre Gustavson | G 32:09 | 1-2 | 0-0 | 4-4 | 0 4 4 | 0 2 6 | 2 | 0 | 0 | 0 0 | 0 15 | 5 |
| 2 Marcus Randolph | 06:24 | 0-1 | 0-0 | 0-2 | 1 0 1 | 2 1 0 | 0 | 1 | 0 | 0 0 | 0 -3 | |
| 24 Isaiah Bigelow | 23:10 | 1-3 | 1-2 | 6-6 | 0 8 8 | 3 3 9 | 0 | 0 | 0 | 0 0 | 1 6 | 6 |
| 11 Jason Roche | 17:34 | 3-5 | 2-4 | 0-0 | 0 3 3 | 1 2 8 | 0 | 0 | 0 | 0 0 | 0 -3 | |
| 5 Connor Crabtree | 01:04 | 0-0 | 0-0 | 0-0 | 0 0 0 | 0 0 0 | 0 | 0 | 0 | 0 0 | 0 -2 | |
| Team | | | | | 0 0 0 | | 0 | | 0 | | | |
| Totals | | 23-48 | 6-15 | 21-27 | 5 29 34 | 15 21 73 | 10 | 11 | 6 | 0 | 4 0 | 10 |

Technical Fouls: NONE

| | GW | RICH | Points from | GW | RICH | Period by Period Scoring |
|-------------------|---------------------------|---------------------------|---------------|----|------|--------------------------|
| Biggest lead | 5 (1 st 8:21) | 10 (2 nd 0:56) | Turnovers | 10 | 9 | |
| Best Shooting Run | 9 (1 st 16:10) | 7 (2 nd 13:54) | Paint | 40 | 32 | 1st 2nd TOT |
| Lead Changes | 10 | | Second Chance | 6 | 0 | GW 39 24 63 |
| Times Tied | 10 | | Fast Breaks | 10 | 9 | |
| Time with Lead | 12:15 | 20:41 | Bench | 5 | 17 | RICH 37 36 73 |

BOX SCORES



Official Basketball Box Score - Final

Richmond at Davidson

01/11/23 Bek Arena, Davidson

2022-23 Men's Basketball

Game Time: 7:00 PM

Game Duration: 1:48

Attendance: 3,052

Richmond - 61

Record: 10-7 (3-1)

| NO. Name | Min | FG M-A | 3P M-A | FT M-A | Rebounds OR DR TOT | Fouls PF FD | TP | AS | TO | ST | Blocks BS BA | +/- |
|--------------------|---------|--------|--------|--------|--------------------|-------------|----|----|----|----|--------------|-----|
| 3 Tyler Burton | F 40:00 | 4-11 | 0-6 | 9-12 | 0 12 12 | 2 7 | 17 | 1 | 5 | 5 | 1 0 | -4 |
| 15 Matt Grace | F 25:29 | 1-4 | 1-4 | 0-0 | 0 4 4 | 3 1 | 3 | 2 | 0 | 0 | 0 0 | -4 |
| 32 Neal Quinn | C 27:55 | 3-6 | 0-0 | 0-1 | 2 4 6 | 1 1 | 6 | 3 | 0 | 0 | 0 0 | -6 |
| 1 Jason Nelson | G 32:09 | 5-8 | 4-6 | 2-3 | 0 3 3 | 0 3 | 16 | 0 | 3 | 0 | 0 1 | -4 |
| 22 Andre Gustavson | G 27:13 | 2-4 | 1-2 | 0-1 | 0 2 2 | 3 1 | 5 | 0 | 1 | 0 | 1 0 | -12 |
| 2 Marcus Randolph | G 12:28 | 2-3 | 1-2 | 0-0 | 0 0 0 | 0 0 | 5 | 1 | 2 | 0 | 0 0 | 13 |
| 11 Jason Roche | 14:31 | 1-4 | 1-4 | 0-0 | 0 0 0 | 2 0 | 3 | 1 | 0 | 0 | 0 0 | 5 |
| 24 Isaiah Bigelow | 20:15 | 2-5 | 1-3 | 1-2 | 1 7 8 | 0 3 | 6 | 4 | 2 | 1 | 1 0 | 12 |
| Team | | | | | 0 0 0 | | 0 | | | | | |
| Totals | | 20-45 | 9-27 | 12-19 | 3 32 35 | 11 16 | 81 | 12 | 13 | 6 | 3 1 | 4 |

Dead Ball Rebounds: 1,0

Technical Fouls: NONE

Shooting By Period

| | | |
|---------------------|-------|-------|
| 1 st FG% | 12-23 | 52.2% |
| 3PT% | 7-13 | 53.8% |
| FT% | 2-4 | 50% |
| 2 nd FG% | 8-22 | 36.4% |
| 3PT% | 2-14 | 14.3% |
| FT% | 10-15 | 66.7% |
| GM FG% | 20-45 | 44.4% |
| 3PT% | 9-27 | 33.3% |
| FT% | 12-19 | 63.2% |

Davidson - 57

Record: 9-8 (2-3)

| NO. Name | Min | FG M-A | 3P M-A | FT M-A | Rebounds OR DR TOT | Fouls PF FD | TP | AS | TO | ST | Blocks BS BA | +/- |
|-------------------|---------|--------|--------|--------|--------------------|-------------|----|----|----|----|--------------|-----|
| 1 Reed Bailey | F 24:31 | 2-4 | 0-1 | 0-0 | 0 1 1 | 3 1 | 4 | 0 | 3 | 1 | 0 0 | 7 |
| 3 Sam Mennenga | F 35:58 | 4-16 | 0-4 | 3-4 | 3 13 16 | 2 4 | 11 | 0 | 0 | 0 | 0 1 | -1 |
| 0 Foster Loyer | G 33:16 | 3-12 | 1-7 | 0-0 | 0 4 4 | 4 1 | 7 | 4 | 2 | 1 | 0 2 | 6 |
| 4 Desmond Watson | G 34:20 | 5-12 | 2-7 | 1-4 | 2 7 9 | 3 2 | 13 | 4 | 1 | 0 | 1 0 | 3 |
| 5 Grant Huffman | G 32:58 | 2-4 | 1-2 | 6-6 | 0 1 1 | 2 3 | 11 | 1 | 2 | 2 | 0 0 | -9 |
| 23 Connor Kochera | 22:36 | 2-3 | 0-0 | 0 2 2 | 0 0 0 | 6 1 | 0 | 1 | 0 | 1 | 0 0 | -11 |
| 42 David Skogman | 13:41 | 2-4 | 1-2 | 0-0 | 2 0 2 | 0 0 | 5 | 0 | 1 | 0 | 0 0 | -12 |
| 15 Sean Logan | 02:40 | 0-1 | 0-1 | 0-0 | 0 0 0 | 0 0 | 0 | 0 | 0 | 0 | 0 0 | -3 |
| Team | | | | | 0 0 0 | | 0 | | | | | |
| Totals | | 20-56 | 7-27 | 10-14 | 7 28 35 | 16 11 | 57 | 10 | 9 | 5 | 1 3 | -4 |

Dead Ball Rebounds: 1,0

Technical Fouls: NONE

Shooting By Period

| | | |
|---------------------|-------|-------|
| 1 st FG% | 11-29 | 37.9% |
| 3PT% | 4-14 | 28.6% |
| FT% | 4-4 | 100% |
| 2 nd FG% | 9-27 | 33.3% |
| 3PT% | 3-13 | 23.1% |
| FT% | 6-10 | 60% |
| GM FG% | 20-56 | 35.7% |
| 3PT% | 7-27 | 25.9% |
| FT% | 10-14 | 71.4% |

Points from

| | RIC | DAV |
|---------------|-----|-----|
| Turnovers | 8 | 15 |
| Paint | 22 | 24 |
| Second Chance | 3 | 6 |
| Fast Breaks | 11 | 2 |
| Bench | 14 | 11 |

Period by Period Scoring

| | 1st | 2nd | TOT |
|-----|-----|-----|-----|
| RIC | 33 | 28 | 61 |
| DAV | 30 | 27 | 57 |

BOX SCORES

| Official Basketball Box Score - Final | | | | | | | | | | | | | | | Game Time: 7:00 PM Game Duration: 1:57 Attendance: 1,43 | | | | |
|---|---------|-------|-------|----------|-----------|-------|----|----|----|----|--------|----|-----|-----|---|------------------|-----------------|-----|--------|
| Richmond at Massachusetts | | | | | | | | | | | | | | | Officials: Mark Schuur, Bart Lemox, Mike Palau | | | | |
| Richmond - 76 | | | | | | | | | | | | | | | Record: 11-11 (4-4) | | | | |
| NO. Name | Min | FG | 3P | FT | Rebounds | Fouls | TP | AS | TO | ST | Blocks | BS | BA | +/- | Shooting By Period | | | | |
| | | M-A | M-A | M-A | OR DR TOT | PF FD | | | | | | | | | 1st FG% | 2nd FG% | 3rd FG% | FT% | GM FG% |
| 3 Tyler Burton | F 36:47 | 5-15 | 3-7 | 7-8 | 0 10 10 | 3 7 | 20 | 2 | 2 | 2 | 0 | 1 | -13 | | 1st FG% 12-28 42.9% | 3PT% 6-15 40.0% | FT% 7-11 63.6% | | |
| 15 Matt Grace | F 29:07 | 1-3 | 1-3 | 0-0 | 0 5 5 | 2 1 | 3 | 1 | 0 | 1 | 0 | 0 | -13 | | 2nd FG% 10-29 34.5% | 3PT% 5-15 33.3% | FT% 14-14 100% | | |
| 32 Neal Quinn | C 30:24 | 6-12 | 0-2 | 7-8 | 3 2 5 | 4 4 | 19 | 6 | 2 | 0 | 0 | 2 | -11 | | GM FG% 22-57 38.6% | 3PT% 11-23 47.8% | FT% 21-25 84.0% | | |
| 1 Jason Nelson | G 31:12 | 1-6 | 1-2 | 2-4 | 1 2 3 | 3 2 | 5 | 2 | 1 | 1 | 0 | 0 | -6 | | Dead Ball Rebounds: 2, 1 | | | | |
| 22 Andre Gustavson | G 30:33 | 3-9 | 1-6 | 0-0 | 2 1 3 | 1 0 | 7 | 2 | 1 | 0 | 0 | 1 | -12 | | | | | | |
| 2 Marcus Randolph | 14:52 | 1-3 | 1-2 | 0-0 | 0 0 0 | 1 0 | 3 | 2 | 1 | 0 | 0 | 0 | 5 | | | | | | |
| 24 Isaiah Bigelow | 18:26 | 3-5 | 2-4 | 4-4 | 1 2 3 | 4 3 | 12 | 0 | 0 | 1 | 0 | 0 | 4 | | | | | | |
| 11 Jason Roche | 08:39 | 2-4 | 2-4 | 1-1 | 0 1 1 | 2 3 | 7 | 0 | 0 | 0 | 0 | 0 | 1 | | | | | | |
| Team | | | | | 1 1 2 | 0 | 0 | 1 | | | | | | | | | | | |
| Totals | 22:57 | 11-30 | 21-25 | 8 24 32 | 20 20 | 76 | 15 | 8 | 5 | 0 | 4 | -9 | | | | | | | |
| Technical Fouls: NONE | | | | | | | | | | | | | | | Shooting By Period | | | | |
| Massachusetts - 85 | | | | | | | | | | | | | | | Record: 12-8 (3-5) | | | | |
| NO. Name | Min | FG | 3P | FT | Rebounds | Fouls | TP | AS | TO | ST | Blocks | BS | BA | +/- | 1st FG% | 2nd FG% | 3PT% | FT% | GM FG% |
| 0 Widens Leveque | F 20:37 | 4-9 | 1-1 | 0-0 | 3 3 6 | 4 0 | 9 | 0 | 0 | 1 | 1 | 0 | 14 | | 1st FG% 11-31 35.5% | 3PT% 4-13 30.8% | FT% 6-7 85.7% | | |
| 1 Brandon Martin | F 18:16 | 1-5 | 0-0 | 1-2 | 0 2 2 | 1 1 | 3 | 1 | 0 | 0 | 1 | 0 | 5 | | 2nd FG% 14-27 51.9% | 3PT% 7-10 70.0% | FT% 18-21 85.7% | | |
| 33 Matt Cross | F 29:47 | 6-14 | 3-6 | 1-1 | 3 5 8 | 4 2 | 16 | 1 | 4 | 0 | 0 | 0 | 16 | | GM FG% 25-58 43.1% | 3PT% 11-23 47.8% | FT% 24-28 85.7% | | |
| 3 Rahsoul Diggins | G 29:04 | 4-6 | 4-5 | 0-0 | 0 2 2 | 2 1 | 12 | 6 | 0 | 0 | 0 | 0 | 18 | | Dead Ball Rebounds: 2, 0 | | | | |
| 12 RJ Luis | G 34:52 | 6-12 | 2-6 | 9-10 | 1 6 7 | 4 5 | 23 | 5 | 1 | 1 | 1 | 0 | 12 | | | | | | |
| 2 Tafari Gapare | 10:45 | 0-5 | 0-2 | 0-0 | 0 0 0 | 1 2 | 0 | 0 | 0 | 0 | 1 | 0 | -13 | | | | | | |
| 10 Isaac Kante | 19:23 | 3-3 | 0-0 | 4-5 | 1 2 3 | 3 4 | 10 | 1 | 0 | 0 | 0 | 0 | -5 | | | | | | |
| 22 Keon Thompson | 16:04 | 1-2 | 1-1 | 1-2 | 0 2 2 | 1 1 | 4 | 3 | 1 | 0 | 0 | 0 | -12 | | | | | | |
| 45 Dyondre Dominguez | 21:12 | 0-2 | 0-2 | 8-8 | 0 6 6 | 0 4 | 8 | 2 | 0 | 1 | 0 | 0 | 10 | | | | | | |
| Team | | | | | 2 1 3 | 0 | 0 | 0 | | | | | | | | | | | |
| Totals | 25:58 | 11-23 | 24-28 | 10 29 39 | 20 20 | 85 | 18 | 7 | 3 | 4 | 0 | 9 | | | | | | | |
| Technical Fouls: NONE | | | | | | | | | | | | | | | Shooting By Period | | | | |
| Biggest lead 7 (1st 4:14) 9 (2nd 0:18) | | | | | | | | | | | | | | | Points from Turnovers | | | | |
| Best Scoring Run 8 (1st 8:00) 12 (2nd 0:18) | | | | | | | | | | | | | | | Paint | | | | |
| Lead Changes 14 | | | | | | | | | | | | | | | Second Chance | | | | |
| Times Tied 12 | | | | | | | | | | | | | | | Fast Breaks | | | | |
| Time with Lead 16:20 19:05 | | | | | | | | | | | | | | | Bench | | | | |

| Official Basketball Box Score - Final | | | | | | | | | | | | | | | Game Time: 4:05 PM Game Duration: 1:37 Attendance: 13,407 | | | | |
|---|---------|-------|-----|---------|-----------|-------|----|----|----|----|--------|-----|-----|-----|---|------------------|--------------------------|-----|--------|
| Richmond at Dayton | | | | | | | | | | | | | | | Officials: Sean Hut, Wallace Rutecki Jr., Greg Evans | | | | |
| Richmond - 60 | | | | | | | | | | | | | | | Record: 11-11 (4-5) | | | | |
| NO. Name | Min | FG | 3P | FT | Rebounds | Fouls | TP | AS | TO | ST | Blocks | BS | BA | +/- | Shooting By Period | | | | |
| | | M-A | M-A | M-A | OR DR TOT | PF FD | | | | | | | | | 1st FG% | 2nd FG% | 3PT% | FT% | GM FG% |
| 3 Tyler Burton | F 36:06 | 5-13 | 0-5 | 1-2 | 0 5 5 | 0 3 | 11 | 2 | 1 | 2 | 0 | 1 | -28 | | 1st FG% 11-28 39.3% | 3PT% 1-10 10.0% | FT% 0-0 0% | | |
| 15 Matt Grace | F 26:26 | 1-6 | 1-4 | 0-0 | 0 2 2 | 0 1 | 3 | 3 | 0 | 0 | 0 | 0 | -10 | | 2nd FG% 15-32 46.9% | 3PT% 3-8 37.5% | GM FG% 26-60 43.3% | | |
| 32 Neal Quinn | C 25:40 | 6-14 | 0-1 | 0-0 | 1 3 4 | 2 0 | 12 | 1 | 3 | 0 | 0 | 0 | -24 | | 3PT% 4-5 80.0% | FT% 4-5 80.0% | Dead Ball Rebounds: 0, 0 | | |
| 1 Jason Nelson | G 23:28 | 1-4 | 0-1 | 0-0 | 0 2 2 | 0 0 | 2 | 1 | 2 | 0 | 0 | 0 | -20 | | | | | | |
| 22 Andre Gustavson | G 29:42 | 1-1 | 0-0 | 0-0 | 0 1 1 | 0 0 | 2 | 2 | 2 | 1 | 0 | 0 | -21 | | | | | | |
| 2 Marcus Randolph | 14:18 | 3-6 | 0-1 | 0-0 | 0 1 1 | 0 0 | 6 | 0 | 0 | 0 | 0 | 2 | -11 | | | | | | |
| 24 Isaiah Bigelow | 24:58 | 7-13 | 3-6 | 2-2 | 1 3 4 | 3 3 | 19 | 0 | 0 | 0 | 0 | 0 | -18 | | | | | | |
| 4 DJ Bailey | 12:32 | 2-3 | 0-0 | 1-1 | 1 0 1 | 0 1 | 5 | 2 | 1 | 0 | 0 | 0 | -18 | | | | | | |
| 35 Aidan Noyes | 03:54 | 0-0 | 0-0 | 0-0 | 0 1 1 | 0 0 | 0 | 0 | 0 | 0 | 0 | 0 | 2 | | | | | | |
| 21 Mike Walz | 02:56 | 0-0 | 0-0 | 0-0 | 1 1 2 | 0 0 | 0 | 1 | 0 | 0 | 0 | 0 | 0 | | | | | | |
| Team | | | | | 2 1 3 | 0 | 0 | 0 | | | | | | | | | | | |
| Totals | 26:60 | 4-18 | 4-5 | 6 20 26 | 5 10 | 60 | 12 | 9 | 3 | 0 | 3 | -26 | | | | | | | |
| Technical Fouls: NONE | | | | | | | | | | | | | | | Shooting By Period | | | | |
| Dayton - 86 | | | | | | | | | | | | | | | Record: 14-8 (6-3) | | | | |
| NO. Name | Min | FG | 3P | FT | Rebounds | Fouls | TP | AS | TO | ST | Blocks | BS | BA | +/- | 1st FG% | 2nd FG% | 3PT% | FT% | GM FG% |
| 2 Toumani Camara | F 24:49 | 6-12 | 2-4 | 2-2 | 0 4 4 | 3 1 | 16 | 1 | 0 | 1 | 0 | 0 | 9 | | 1st FG% 17-33 51.5% | 3PT% 7-17 41.2% | FT% 2-2 100% | | |
| 15 DeRon Holmes II | F 28:41 | 8-13 | 1-2 | 0-0 | 2 7 9 | 0 2 | 17 | 1 | 2 | 1 | 1 | 0 | 29 | | 2nd FG% 17-27 63.0% | 3PT% 7-10 70.0% | FT% 2-2 100% | | |
| 23 R.J. Blakney | F 23:23 | 3-6 | 1-3 | 0-0 | 1 2 3 | 3 0 | 7 | 3 | 1 | 1 | 1 | 0 | 3 | | GM FG% 34-60 56.7% | 3PT% 14-27 51.9% | FT% 4-4 100.0% | | |
| 11 Malachi Smith | G 29:12 | 1-3 | 0-1 | 0-0 | 0 1 1 | 0 0 | 2 | 13 | 1 | 1 | 0 | 0 | 19 | | Dead Ball Rebounds: 1, 1 | | | | |
| 24 Kobe Elvis | G 19:34 | 3-7 | 2-5 | 0-0 | 2 2 1 | 1 0 | 8 | 2 | 1 | 0 | 0 | 0 | 7 | | | | | | |
| 4 Koby Brea | 22:07 | 6-7 | 0-0 | 0-0 | 4 4 0 | 0 0 | 18 | 1 | 0 | 1 | 0 | 0 | 30 | | | | | | |
| 22 Mustapha Amzil | 20:54 | 5-7 | 0-0 | 0-0 | 1 4 5 | 1 1 | 10 | 2 | 1 | 0 | 0 | 0 | 21 | | | | | | |
| 55 Mike Sharavjants | 24:23 | 2-4 | 2-4 | 0-0 | 2 2 2 | 1 0 | 6 | 2 | 0 | 0 | 1 | 0 | 18 | | | | | | |
| 12 Zimi Nwokedi | 05:36 | 0-1 | 0-1 | 2-2 | 0 0 0 | 1 1 | 2 | 0 | 1 | 0 | 0 | 0 | -7 | | | | | | |
| 42 Brady Uhl | 01:21 | 0-0 | 0-0 | 0-0 | 0 0 0 | 0 0 | 0 | 0 | 0 | 0 | 0 | 0 | 1 | | | | | | |
| Team | | | | | 1 2 3 | 0 | 0 | 1 | | | | | | | | | | | |
| Totals | 34:60 | 14-27 | 4-4 | 5 28 33 | 10 5 | 86 | 25 | 8 | 5 | 3 | 0 | 26 | | | | | | | |
| Technical Fouls: NONE | | | | | | | | | | | | | | | Shooting By Period | | | | |
| Biggest lead 3 (1st 14:14) 36 (2nd 9:40) | | | | | | | | | | | | | | | Points from Turnovers | | | | |
| Best Scoring Run 7 (2nd 3:34) 12 (1st 5:51) | | | | | | | | | | | | | | | Paint | | | | |
| Lead Changes 7 | | | | | | | | | | | | | | | Second Chance | | | | |
| Times Tied 1 | | | | | | | | | | | | | | | Fast Breaks | | | | |
| Time with Lead 05:26 33:29 | | | | | | | | | | | | | | | Bench | | | | |

Official Basketball Box Score - Final
St. Bonaventure at Richmond
 02/01/23 Robins Center, Richmond
 2022-23 Men's Basketball

Game Time: 7:00 PM
 Game Duration: 1:56
 Attendance: 5,235

St. Bonaventure - 66

Record: 12-11 (6-4)

Officials: Ted Valentine, Raymie Snyers, Clare Aubry

| NO. Name | Min | FG M/A | 3P M/A | FT M/A | Rebounds OR DR TOT | Fouls PF FO | TP | AS | TO | ST | Blocks BS BA | +/- |
|-------------------|---------|-----------|-----------|-----------|-----------------------|----------------|----|----|----|----|-----------------|-----|
| 2 Yann Farell | F 36:04 | 7-10 | 4-5 | 0-0 | 1 3 4 | 4 0 | 18 | 2 | 2 | 0 | 0 1 | -2 |
| 32 Chad Venning | F 27:57 | 8-11 | 0-0 | 1-1 | 2 4 6 | 3 1 | 17 | 0 | 1 | 0 | 2 0 | 5 |
| 1 Kyrril Luc | G 36:39 | 1-7 | 0-3 | 6-8 | 0 5 5 | 2 9 | 8 | 3 | 3 | 2 | 0 0 | 4 |
| 4 Moses Flowers | G 29:01 | 3-6 | 3-4 | 1-2 | 2 0 2 | 2 1 | 10 | 1 | 3 | 1 | 0 0 | -1 |
| 5 Daryl Banks III | G 37:58 | 1-7 | 0-2 | 5-6 | 0 9 9 | 1 4 | 7 | 4 | 1 | 2 | 0 0 | 2 |
| 11 Anouar Mellouk | 11:37 | 2-3 | 1-1 | 1-5 | 0 1 1 | 3 3 | 6 | 0 | 0 | 1 | 0 1 | 0 |
| 0 Barry Evans | 13:01 | 0-0 | 0-0 | 0-0 | 0 2 2 | 0 0 | 0 | 0 | 0 | 0 | 0 0 | 7 |
| 24 Brett Rumpel | 03:21 | 0-1 | 0-0 | 0-0 | 0 1 1 | 0 0 | 0 | 0 | 1 | 0 | 0 0 | 0 |
| 35 Anquan Hill | 04:22 | 0-2 | 0-1 | 0-0 | 0 1 1 | 0 0 | 0 | 0 | 0 | 0 | 0 1 | 4 |
| Team | | | | | 0 1 1 | | 0 | | 1 | | | |
| Totals | | 22-47 | 8-16 | 14-22 | 5 27 32 | 15 18 | 66 | 10 | 14 | 5 | 3 3 | 4 |

Technical Fouls: NONE

| Shooting By Period | | |
|--------------------|-------------|-------------|
| 1 st | FG% | 12-25 48.0% |
| | 3PT% | 4-7 57.1% |
| | FT% | 3-5 60% |
| 2 nd | FG% | 10-22 45.5% |
| | 3PT% | 4-9 44.4% |
| | FT% | 11-17 64.7% |
| GM FG% | 22-47 46.8% | |
| | 3PT% | 8-16 50.0% |
| | FT% | 14-22 63.6% |

Dead Ball Rebounds: 3-0

Richmond - 62

Record: 11-12 (4-6)

| NO. Name | Min | FG M/A | 3P M/A | FT M/A | Rebounds OR DR TOT | Fouls PF FO | TP | AS | TO | ST | Blocks BS BA | +/- |
|--------------------|---------|-----------|-----------|-----------|-----------------------|----------------|----|----|----|----|-----------------|-----|
| 3 Tyler Burton | F 36:12 | 5-14 | 1-8 | 11-12 | 1 8 9 | 1 6 | 22 | 1 | 2 | 0 | 1 0 | 2 |
| 15 Matt Grace | F 26:25 | 2-5 | 1-4 | 2-2 | 1 3 4 | 0 2 | 7 | 2 | 0 | 1 | 2 | 0 |
| 32 Neal Quinn | C 26:38 | 5-7 | 0-1 | 0-0 | 1 2 3 | 2 2 | 10 | 2 | 5 | 1 | 0 1 | 2 |
| 4 Dj Bailey | G 23:33 | 2-3 | 1-1 | 0-0 | 1 1 4 | 0 5 | 3 | 1 | 1 | 0 | 1 9 | |
| 22 Andre Gustavson | G 27:29 | 2-3 | 0-0 | 0-0 | 1 4 5 | 2 1 | 4 | 0 | 1 | 0 | 0 0 | -7 |
| 24 Isaiah Bigelow | 22:22 | 1-6 | 1-4 | 4-4 | 0 6 6 | 4 2 | 7 | 1 | 0 | 0 | 0 0 | -3 |
| 1 Jason Nelson | 15:01 | 0-5 | 0-2 | 2-2 | 0 1 1 | 3 1 | 2 | 2 | 1 | 0 | 0 0 | -3 |
| 11 Jason Roche | 13:34 | 1-4 | 1-3 | 0-0 | 0 0 0 | 1 0 | 3 | 0 | 0 | 0 | 0 1 | -7 |
| 2 Marcus Randolph | 08:46 | 0-1 | 0-1 | 2-2 | 0 0 0 | 1 1 | 2 | 0 | 1 | 1 | 0 0 | -7 |
| Team | | | | | 0 0 0 | | 0 | | | | | |
| Totals | | 18-48 | 5-24 | 21-22 | 4 25 29 | 18 15 | 62 | 11 | 12 | 5 | 3 3 | 4 |

Technical Fouls: NONE

| Shooting By Period | | |
|--------------------|-------------|-------------|
| 1 st | FG% | 10-26 38.5% |
| | 3PT% | 1-8 12.5% |
| | FT% | 5-6 83.3% |
| 2 nd | FG% | 8-22 36.4% |
| | 3PT% | 4-16 25.0% |
| | FT% | 16-16 100% |
| GM FG% | 18-48 37.5% | |
| | 3PT% | 5-24 20.8% |
| | FT% | 21-22 95.5% |

Dead Ball Rebounds: 0-0

| | SBU | RICH | Points from Turnovers | SBU | Period | 1st | 2nd | 3rd | 4th | TOT |
|-------------------------|----------------------------|---------------------------|-----------------------|-----|--------|------|-----|-----|-----|-----|
| Biggest lead | 10 (1 st 14:34) | 1 (1 st 18:59) | Paint | 22 | 24 | | | | | |
| Best Scoring Run | 7 (1 st 16:30) | 7 (2 nd 17:00) | Second Chance | 6 | 5 | SBU | 31 | 35 | 66 | |
| Lead Changes | 4 | | Fast Breaks | 5 | 5 | RICH | 26 | 36 | 62 | |
| Times Tied | 4 | | Bench | 6 | 14 | | | | | |
| Time with Lead | 34:55 | 02:20 | | | | | | | | |

SPIDERS SEASON RANKS

TEAM RANKS

| Statistic | National Conference | | Value |
|---|---------------------|------|-------|
| | Rank | Rank | |
| Assist/Turnover Ratio (352 ranked) | 194 | 7 | 1.02 |
| Assists Per Game (352 ranked) | 266 | 12 | 12.2 |
| Bench Points per game (352 ranked) | 199 | 6 | 18.58 |
| Blocks Per Game (352 ranked) | 294 | 14 | 2.4 |
| Effective FG pct (352 ranked) | 180 | 8 | 0.510 |
| Fastbreak Points (352 ranked) | 312 | 15 | 6.33 |
| Field Goal Percentage (352 ranked) | 246 | 9 | 43.4 |
| Field Goal Percentage Defense (352 ranked) | 90 | 4 | 41.9 |
| Fouls Per Game (352 ranked) | 37 | 2 | 14.8 |
| Free Throw Attempts Per Game (352 ranked) | 170 | 11 | 18.0 |
| Free Throw Percentage (352 ranked) | 79 | 3 | 74.0 |
| Free Throws Made Per Game (352 ranked) | 141 | 9 | 13.3 |
| Rebound Margin (352 ranked) | 230 | 10 | -0.5 |
| Rebounds (Defensive) Per Game (352 ranked) | 74 | 5 | 26.33 |
| Rebounds (Offensive) Per Game (352 ranked) | 338 | 15 | 7.04 |
| Rebounds Per Game (352 ranked) | 263 | 12 | 33.38 |
| Scoring Defense (352 ranked) | 89 | 4 | 66.5 |
| Scoring Margin (352 ranked) | 190 | 7 | 1.8 |
| Scoring Offense (352 ranked) | 262 | 12 | 68.2 |
| Steals Per Game (352 ranked) | 270 | 10 | 5.7 |
| Three Point Attempts Per Game (352 ranked) | 72 | 3 | 24.2 |
| Three Point Percentage (352 ranked) | 188 | 7 | 34.0 |
| Three Point Percentage Defense (352 ranked) | 162 | 9 | 33.2 |
| Three Pointers Per Game (352 ranked) | 86 | 3 | 8.2 |
| Turnover Margin (352 ranked) | 236 | 9 | -0.6 |
| Turnovers Forced Per Game (352 ranked) | 296 | 13 | 11.29 |
| Turnovers Per Game (352 ranked) | 103 | 3 | 11.9 |
| Winning Percentage (351 ranked) | 196 | 9 | 50.0 |

INDIVIDUAL RANKS

| Statistic | Player | National Conference | | Value |
|--|----------------|---------------------|------|-------|
| | | Rank | Rank | |
| Assist/Turnover Ratio (350 ranked) | | | | |
| Assists (341 ranked) | | | | |
| Assists Per Game (349 ranked) | | | | |
| Blocks (343 ranked) | | | | |
| Blocks Per Game (344 ranked) | Matt Grace | 335 | 21 | 0.80 |
| Double Doubles (312 ranked) | Tyler Burton | 136 | 7 | 4 |
| Field Goal Attempts (345 ranked) | Tyler Burton | 52 | 2 | 336 |
| Field Goal Percentage (340 ranked) | Tyler Burton | 196 | 9 | 45.5 |
| Field Goals (335 ranked) | Tyler Burton | 59 | 3 | 153 |
| Free Throw Attempts (344 ranked) | Tyler Burton | 29 | 2 | 146 |
| Free Throw Percentage (349 ranked) | Tyler Burton | 330 | 16 | 73.3 |
| Free Throws (330 ranked) | Tyler Burton | 41 | 2 | 107 |
| Minutes Per Game (346 ranked) | Tyler Burton | 13 | 5 | 36:34 |
| Points (347 ranked) | Tyler Burton | 30 | 2 | 457 |
| Points Per Game (350 ranked) | Tyler Burton | 37 | 2 | 19.0 |
| Rebounds (345 ranked) | Tyler Burton | 86 | 4 | 185 |
| | Isaiah Bigelow | 303 | 13 | 142 |
| Rebounds (Defensive) Per Game (349 ranked) | Tyler Burton | 31 | 2 | 6.58 |
| | Isaiah Bigelow | 198 | 8 | 4.88 |
| Rebounds (Offensive) Per Game (350 ranked) | | | | |
| Rebounds Per Game (350 ranked) | Tyler Burton | 108 | 4 | 7.7 |
| | Isaiah Bigelow | 339 | 16 | 5.9 |
| Steals (343 ranked) | Tyler Burton | 129 | 6 | 39 |
| Steals Per Game (345 ranked) | Tyler Burton | 151 | 8 | 1.62 |
| Three Point Attempts (340 ranked) | Tyler Burton | 180 | 11 | 139 |
| Three Point Percentage (102 ranked) | | | | |
| Three Pointers Per Game (346 ranked) | Tyler Burton | 340 | 15 | 1.83 |
| Total 3-point FGM (328 ranked) | Tyler Burton | 311 | 14 | 44 |
| Triple Doubles (1 ranked) | | | | |



SPIDERS A-10 STATS

Game Records

| Record | Overall | Home | Away | Neutral |
|----------------|---------|------|------|---------|
| ALL GAMES | 5-6 | 4-2 | 1-4 | 0-0 |
| CONFERENCE | 5-6 | 4-2 | 1-4 | 0-0 |
| NON-CONFERENCE | 0-0 | 0-0 | 0-0 | 0-0 |

Score by Periods

| Team | 1st | 2nd | OT | TOT |
|-----------|-----|-----|----|-----|
| Richmond | 337 | 385 | 0 | 722 |
| Opponents | 377 | 375 | 0 | 752 |

Team Box Score

| No. | Player | | | | Total | | 3-Point | | F-Throw | | Rebounds | | | | | | | | | | | | | | |
|-----------|------------------|-------|--------|------|---------|------|----------|-------|---------|-------|----------|-----|-----|------|-----|----|-----|-----|-----|-----|-----|------|--|--|--|
| | | GP-GS | MIN | AVG | FG-FGA | FG% | 3FG-3FGA | 3FG% | FT-FTA | FT% | OFF | DEF | TOT | AVG | PF | DQ | A | TO | BLK | STL | PTS | AVG | | | |
| 3 | BURTON, Tyler | 11-11 | 419:18 | 38.1 | 67-155 | .432 | 14-59 | .237 | 62-84 | .738 | 9 | 73 | 82 | 7.5 | 20 | 0 | 12 | 30 | 3 | 23 | 210 | 19.1 | | | |
| 32 | QUINN, Neal | 11-11 | 252:14 | 22.9 | 41-89 | .461 | 0-4 | .000 | 22-34 | .647 | 20 | 27 | 47 | 4.3 | 26 | 0 | 26 | 19 | 4 | 3 | 104 | 9.5 | | | |
| 15 | GRACE, Matt | 11-11 | 311:10 | 28.3 | 30-70 | .429 | 15-40 | .375 | 20-23 | .870 | 6 | 40 | 46 | 4.2 | 24 | 0 | 25 | 9 | 5 | 7 | 95 | 8.6 | | | |
| 24 | BIGELOW, Isaiah | 11-0 | 236:36 | 21.5 | 23-66 | .348 | 9-36 | .250 | 36-40 | .900 | 13 | 58 | 71 | 6.5 | 27 | 0 | 10 | 7 | 1 | 7 | 91 | 8.3 | | | |
| 1 | NELSON, Jason | 11-9 | 290:27 | 26.4 | 24-72 | .333 | 11-38 | .289 | 16-21 | .762 | 4 | 25 | 29 | 2.6 | 18 | 0 | 13 | 24 | 1 | 2 | 75 | 6.8 | | | |
| 11 | ROCHE, Jason | 10-0 | 140:25 | 14.0 | 15-43 | .349 | 11-37 | .297 | 5-5 | 1.000 | 2 | 8 | 10 | 1.0 | 13 | 0 | 1 | 4 | 0 | 1 | 46 | 4.6 | | | |
| 22 | GUSTAVSON, Andre | 11-11 | 344:29 | 31.3 | 18-36 | .500 | 8-18 | .444 | 5-7 | .714 | 4 | 29 | 33 | 3.0 | 20 | 0 | 13 | 13 | 5 | 8 | 49 | 4.5 | | | |
| 2 | RANDOLPH, Marcus | 11-0 | 129:14 | 11.7 | 13-26 | .500 | 4-11 | .364 | 8-13 | .615 | 3 | 6 | 9 | 0.8 | 12 | 0 | 7 | 9 | 1 | 2 | 38 | 3.5 | | | |
| 4 | BAILEY, Dji | 5-2 | 64:07 | 12.8 | 5-10 | .500 | 1-1 | 1.000 | 1-1 | 1.000 | 1 | 3 | 4 | 0.8 | 10 | 0 | 6 | 4 | 0 | 3 | 12 | 2.4 | | | |
| 35 | NOYES, Aidan | 2-0 | 04:54 | 2.5 | 1-2 | .500 | 0-0 | .000 | 0-0 | .000 | 1 | 1 | 2 | 1.0 | 0 | 0 | 0 | 0 | 0 | 1 | 2 | 1.0 | | | |
| 21 | WALZ, Mike | 2-0 | 04:43 | 2.4 | 0-0 | .000 | 0-0 | .000 | 0-0 | .000 | 1 | 1 | 2 | 1.0 | 0 | 0 | 1 | 0 | 0 | 0 | 0 | 0.0 | | | |
| 5 | CRABTREE, Connor | 2-0 | 02:22 | 1.2 | 0-0 | .000 | 0-0 | .000 | 0-0 | .000 | 0 | 0 | 0 | 0.0 | 0 | 0 | 0 | 0 | 0 | 1 | 0 | 0.0 | | | |
| Team | | | | | | | | | | | 10 | 7 | 17 | | | | | 6 | | | | | | | |
| Total | | 11 | 2200 | | 237-569 | .417 | 73-244 | .299 | 175-228 | .768 | 74 | 278 | 352 | 32.0 | 170 | 0 | 114 | 125 | 20 | 58 | 722 | 65.6 | | | |
| Opponents | | 11 | 2200 | | 265-608 | .436 | 87-249 | .349 | 135-179 | .754 | 82 | 288 | 370 | 33.6 | 201 | 4 | 132 | 120 | 34 | 61 | 752 | 68.4 | | | |

Team Statistics

| | UR | OPP |
|------------------------|----------------|----------------|
| Scoring | 722 | 752 |
| Points per game | 65.6 | 68.4 |
| Scoring margin | -2.7 | - |
| Field goals-att | 237-569 | 265-608 |
| Field goal pct | .417 | .436 |
| 3 point fg-att | 73-244 | 87-249 |
| 3-point FG pct | .299 | .349 |
| 3-pt FG made per game | 6.6 | 7.9 |
| Free throws-att | 175-228 | 135-179 |
| Free throw pct | .768 | .754 |
| F-Throws made per game | 15.9 | 12.3 |
| Rebounds | 352 | 370 |
| Rebounds per game | 32.0 | 33.6 |
| Rebounding margin | -1.6 | - |
| Assists | 114 | 132 |
| Assists per game | 10.4 | 12.0 |
| Turnovers | 125 | 120 |
| Turnovers per game | 11.4 | 10.9 |
| Turnover margin | -0.5 | - |
| Assist/turnover ratio | 0.9 | 1.1 |
| Steals | 58 | 61 |
| Steals per game | 5.3 | 5.5 |
| Blocks | 20 | 34 |
| Blocks per game | 1.8 | 3.1 |
| Winning streak | 1 | - |
| Home win streak | 1 | - |
| Attendance | 38124 | 26967 |
| Home games-Avg/Game | 6-6354 | 5-5393 |
| Neutral site-Avg/Game | - | 0-0 |

Team Results

| Date | Opponent | | Score | Att. |
|------------|--------------------|---|-------|-------|
| 12/31/2022 | at George Mason | L | 58-62 | 4014 |
| 01/04/2023 | George Washington | W | 73-63 | 5394 |
| 01/07/2023 | Duquesne | W | 75-73 | 7201 |
| 01/11/2023 | at Davidson | W | 61-57 | 3052 |
| 01/14/2023 | at St. Bonaventure | L | 63-71 | 4351 |
| 01/17/2023 | Rhode Island | W | 64-57 | 5892 |
| 01/20/2023 | VCU | L | 62-74 | 7201 |
| 01/25/2023 | at Massachusetts | L | 76-85 | 2143 |
| 01/28/2023 | at Dayton | L | 60-86 | 13407 |
| 02/01/2023 | St. Bonaventure | L | 62-66 | 5235 |
| 02/05/2023 | Fordham | W | 68-58 | 7201 |



SPIDERS STATS

Game Records

| Record | Overall | Home | Away | Neutral |
|----------------|---------|------|------|---------|
| ALL GAMES | 12-12 | 10-3 | 1-7 | 1-2 |
| CONFERENCE | 5-6 | 4-2 | 1-4 | 0-0 |
| NON-CONFERENCE | 7-6 | 6-1 | 0-3 | 1-2 |

Score by Periods

| Team | 1st | 2nd | OT | TOT |
|-----------|-----|-----|----|------|
| Richmond | 746 | 875 | 17 | 1638 |
| Opponents | 773 | 800 | 22 | 1595 |

Team Box Score

| No. | Player | | | | Total | | 3-Point | | F-Throw | | Rebounds | | | | | | | | | | | | | |
|-----------|-------------------|-------|--------|------|----------|------|----------|------|---------|-------|----------|-----|-----|------|-----|----|-----|-----|-----|-----|------|------|--|--|
| | | GP-GS | MIN | AVG | FG-FGA | FG% | 3FG-3FGA | 3FG% | FT-FTA | FT% | OFF | DEF | TOT | AVG | PF | DQ | A | TO | BLK | STL | PTS | AVG | | |
| 3 | BURTON, Tyler | 24-24 | 877:45 | 36.6 | 153-336 | .455 | 44-139 | .317 | 107-146 | .733 | 27 | 158 | 185 | 7.7 | 38 | 0 | 36 | 53 | 11 | 39 | 457 | 19.0 | | |
| 1 | NELSON, Jason | 24-22 | 694:18 | 28.9 | 69-190 | .363 | 26-89 | .292 | 45-64 | .703 | 11 | 54 | 65 | 2.7 | 44 | 0 | 53 | 51 | 1 | 19 | 209 | 8.7 | | |
| 32 | QUINN, Neal | 24-24 | 526:14 | 21.9 | 86-156 | .551 | 1-6 | .167 | 35-56 | .625 | 36 | 69 | 105 | 4.4 | 50 | 0 | 64 | 38 | 14 | 7 | 208 | 8.7 | | |
| 24 | BIGELOW, Isaiah | 24-4 | 528:39 | 22.0 | 62-176 | .352 | 26-96 | .271 | 57-65 | .877 | 25 | 117 | 142 | 5.9 | 52 | 0 | 17 | 23 | 5 | 19 | 207 | 8.6 | | |
| 15 | GRACE, Matt | 20-19 | 537:08 | 26.9 | 52-120 | .433 | 22-63 | .349 | 31-37 | .838 | 9 | 71 | 80 | 4.0 | 38 | 0 | 51 | 22 | 16 | 10 | 157 | 7.9 | | |
| 11 | ROCHE, Jason | 23-1 | 423:06 | 18.4 | 48-116 | .414 | 41-101 | .406 | 15-16 | .938 | 11 | 28 | 39 | 1.7 | 28 | 0 | 4 | 7 | 2 | 5 | 152 | 6.6 | | |
| 22 | GUSTAVSON, Andre | 24-24 | 689:50 | 28.7 | 43-90 | .478 | 19-43 | .442 | 9-15 | .600 | 10 | 63 | 73 | 3.0 | 47 | 1 | 32 | 27 | 5 | 21 | 114 | 4.8 | | |
| 2 | RANDOLPH, Marcus | 24-0 | 290:16 | 12.1 | 23-51 | .451 | 11-25 | .440 | 14-21 | .667 | 8 | 15 | 23 | 1.0 | 28 | 0 | 13 | 21 | 1 | 6 | 71 | 3.0 | | |
| 4 | BAILEY, Dji | 15-2 | 189:43 | 12.6 | 15-39 | .385 | 3-9 | .333 | 4-8 | .500 | 10 | 20 | 30 | 2.0 | 23 | 0 | 19 | 19 | 1 | 7 | 37 | 2.5 | | |
| 35 | NOYES, Aidan | 9-0 | 21:52 | 2.4 | 6-8 | .750 | 3-4 | .750 | 0-0 | .000 | 1 | 3 | 4 | 0.4 | 0 | 0 | 0 | 0 | 0 | 1 | 15 | 1.7 | | |
| 5 | CRABTREE, Connor | 7-0 | 28:49 | 4.1 | 2-6 | .333 | 1-4 | .250 | 0-1 | .000 | 1 | 3 | 4 | 0.6 | 2 | 0 | 1 | 0 | 0 | 2 | 5 | 0.7 | | |
| 21 | WALZ, Mike | 11-0 | 34:45 | 3.2 | 2-3 | .667 | 0-0 | .000 | 2-2 | 1.000 | 2 | 8 | 10 | 0.9 | 3 | 0 | 2 | 7 | 1 | 0 | 6 | 0.5 | | |
| 12 | DREAD, Malcolm | 2-0 | 03:25 | 1.7 | 0-1 | .000 | 0-1 | .000 | 0-0 | .000 | 0 | 2 | 2 | 1.0 | 0 | 0 | 0 | 0 | 0 | 0 | 0 | 0.0 | | |
| 25 | SOUTHALL, Quentin | 1-0 | 00:44 | 0.7 | 0-1 | .000 | 0-0 | .000 | 0-0 | .000 | 0 | 0 | 0 | 0.0 | 0 | 0 | 0 | 0 | 0 | 0 | 0 | 0.0 | | |
| 10 | WEAVER, Liam | 1-0 | 00:44 | 0.7 | 0-0 | .000 | 0-0 | .000 | 0-0 | .000 | 0 | 0 | 0 | 0.0 | 1 | 0 | 0 | 0 | 0 | 0 | 0 | 0.0 | | |
| 34 | ARIZIN, Gabe | 2-0 | 02:42 | 1.4 | 0-0 | .000 | 0-0 | .000 | 0-0 | .000 | 0 | 1 | 1 | 0.5 | 0 | 0 | 0 | 0 | 0 | 0 | 0 | 0.0 | | |
| Team | | | | | | | | | | | 18 | 20 | 38 | | | | | 17 | | | | | | |
| Total | | 24 | 4850 | | 561-1293 | .434 | 197-580 | .340 | 319-431 | .740 | 169 | 632 | 801 | 33.4 | 354 | 1 | 292 | 285 | 57 | 136 | 1638 | 68.3 | | |
| Opponents | | 24 | 4850 | | 573-1367 | .419 | 187-563 | .332 | 262-363 | .722 | 201 | 612 | 813 | 33.9 | 419 | 5 | 282 | 271 | 75 | 149 | 1595 | 66.5 | | |

Team Statistics

| | UR | OPP |
|------------------------|-----------------|-----------------|
| Scoring | 1638 | 1595 |
| Points per game | 68.3 | 66.5 |
| Scoring margin | +1.8 | - |
| Field goals-att | 561-1293 | 573-1367 |
| Field goal pct | .434 | .419 |
| 3 point fg-att | 197-580 | 187-563 |
| 3-point FG pct | .340 | .332 |
| 3-pt FG made per game | 8.2 | 7.8 |
| Free throws-att | 319-431 | 262-363 |
| Free throw pct | .740 | .722 |
| F-Throws made per game | 13.3 | 10.9 |
| Rebounds | 801 | 813 |
| Rebounds per game | 33.4 | 33.9 |
| Rebounding margin | -0.5 | - |
| Assists | 292 | 282 |
| Assists per game | 12.2 | 11.8 |
| Turnovers | 285 | 271 |
| Turnovers per game | 11.9 | 11.3 |
| Turnover margin | -0.6 | - |
| Assist/turnover ratio | 1.0 | 1.0 |
| Steals | 136 | 149 |
| Steals per game | 5.7 | 6.2 |
| Blocks | 57 | 75 |
| Blocks per game | 2.4 | 3.1 |
| Winning streak | 1 | - |
| Home win streak | 1 | - |
| Attendance | 80143 | 38827 |
| Home games-Avg/Game | 13-6165 | 8-4853 |
| Neutral site-Avg/Game | - | 3-5591 |

Team Results

| Date | Opponent | Score | Att. |
|------------|-----------------------|-----------|-------|
| 11/07/2022 | VMI | W 69-48 | 6049 |
| 11/11/2022 | UNI | W 68-55 | 6814 |
| 11/14/2022 | at Col. of Charleston | Lot 90-92 | 4515 |
| 11/17/2022 | Wichita St. | L 53-56 | 5896 |
| 11/21/2022 | vs Syracuse | Lot 71-74 | 6755 |
| 11/22/2022 | vs Temple | W 61-49 | 5901 |
| 11/30/2022 | at Toledo | L 67-90 | 4166 |
| 12/03/2022 | at William & Mary | L 57-58 | 3179 |
| 12/10/2022 | Drake | W 82-52 | 6447 |
| 12/13/2022 | Fairleigh Dickinson | W 77-48 | 5004 |
| 12/17/2022 | vs Clemson | L 57-85 | 4117 |
| 12/21/2022 | Bucknell | W 81-71 | 5802 |
| 12/28/2022 | Coppin St. | W 83-65 | 6007 |
| 12/31/2022 | at George Mason | L 58-62 | 4014 |
| 01/04/2023 | George Washington | W 73-63 | 5394 |
| 01/07/2023 | Duquesne | W 75-73 | 7201 |
| 01/11/2023 | at Davidson | W 61-57 | 3052 |
| 01/14/2023 | at St. Bonaventure | L 63-71 | 4351 |
| 01/17/2023 | Rhode Island | W 64-57 | 5892 |
| 01/20/2023 | VCU | L 62-74 | 7201 |
| 01/25/2023 | at Massachusetts | L 76-85 | 2143 |
| 01/28/2023 | at Dayton | L 60-86 | 13407 |
| 02/01/2023 | St. Bonaventure | L 62-66 | 5235 |
| 02/05/2023 | Fordham | W 68-58 | 7201 |



SPEED CHART



#1 JASON NELSON
G | R-FR | 5'10" | 175 | RICHMOND, VA

| PTS | REB | AST | STL | MIN |
|-----|-----|-----|-----|------|
| 8.7 | 2.7 | 2.2 | 0.8 | 28.9 |

- Came off the bench for the first time this season 2/1 vs St. Bonaventure
- 1 of 4 players to win multiple A-10 ROTW awards this year
- Redshirted last yr after 4-time All-A10 PG Jacob Gilyard returned for 5th yr
- 2020 Virginia Class 2 Player of the Year at John Marshall High (17.3 PPG)
- 2020 First Team All-Metro selection by Richmond Times-Dispatch

| CAREER HIGHS | | LAST GAME | |
|--------------|-----|-----------|-----|
| PTS | REB | PTS | REB |
| 21 | 4 | 3 | 0 |
| AST | STL | AST | STL |
| 7 | 2 | 2 | 0 |



#2 MARCUS RANDOLPH
G | SO | 6'5" | 195 | WILLINGBORO, NJ

| PTS | REB | AST | STL | MIN |
|-----|-----|-----|-----|------|
| 3.0 | 1.0 | 0.5 | 0.3 | 12.1 |

- 44.0 3pt FG pct leads Richmond (min. 5 3pt FG attempts)
- Scored career-high 7 points at George Mason (all in 1st half)
- Mooney: "tough enough to bang w big guys, quick enough to guard on the perimeter"
- 2-time All-State, 2-time All-Catholic League at Archbishop Wood (PA)
- Led Archbishop Wood to Catholic League title, 6A runner-up in 2021

| CAREER HIGHS | | LAST GAME | |
|--------------|-----|-----------|-----|
| PTS | REB | PTS | REB |
| 6 | 3 | 6 | 2 |
| AST | STL | AST | STL |
| 3 | 1 | 0 | 0 |



#3 TYLER BURTON
F | SR | 6'7" | 215 | UXBRIDGE, MA

| PTS | REB | AST | STL | MIN |
|------|-----|-----|-----|------|
| 19.0 | 7.7 | 1.5 | 1.6 | 36.6 |

- Game-high 26 pts vs GW on Jan. 4
- 1 of 4 players w multiple A-10 POTW honors this year
- 2nd-leading scorer, 4th-leading rebounder in A-10 this season
- 38 Pts at Charleston (most by Spider since 1/29/2013 - Darien Brothers)
- 12/21 vs Bucknell: 1st UR player ever to go 6-6 or better from 3pt range

| CAREER HIGHS | | LAST GAME | |
|--------------|-----|-----------|-----|
| PTS | REB | PTS | REB |
| 38 | 15 | 18 | 8 |
| AST | STL | AST | STL |
| 4 | 5 | 1 | 1 |



#4 DJI BAILEY
G | JR | 6'5" | 180 | WILSON, NC

| PTS | REB | AST | STL | MIN |
|-----|-----|-----|-----|------|
| 2.5 | 2.0 | 1.3 | 0.5 | 12.6 |

- Game-high +25 rating in 18 mins vs Fordham on Feb. 5
- Made 1st career start 2/1 vs St. Bona (5 pts, 3 ast, career-high 24 min)
- Missed 8 games with broken left hand from Dec. 17 to Jan. 14
- Played in 2 of final 21 games after injuring ankle in mid-Jan. last season
- Former Wake Forest commit switched after departure of Danny Manning

| CAREER HIGHS | | LAST GAME | |
|--------------|-----|-----------|-----|
| PTS | REB | PTS | REB |
| 10 | 8 | 2 | 1 |
| AST | STL | AST | STL |
| 4 | 2 | 0 | 1 |



#5 CONNOR CRABTREE
G | GR | 6'6" | 200 | HILLSBOROUGH, NC

| PTS | REB | AST | STL | MIN |
|-----|-----|-----|-----|-----|
| 0.7 | 0.6 | 0.1 | 0.3 | 4.1 |

- Fractured right pinkie on Jan. 19, expected to miss up to 6 weeks
- Made 3-pointer from left wing late in game vs Drake
- Fractured left pinkie in Oct., made season debut at end of game at Toledo
- 13 mins vs Iowa in 2022 NCAA Tournament (most since Dec. 2021)
- 7.1 PPG as freshman for Tulane in 2018-19 (started 15 of final 16 gms)

| CAREER HIGHS | | LAST GAME | |
|--------------|-----|-----------|-----|
| PTS | REB | PTS | REB |
| 23 | 6 | -- | -- |
| AST | STL | AST | STL |
| 3 | 5 | -- | -- |



#11 JASON ROCHE
G | SO | 6'5" | 180 | BERKELEY, CA

| PTS | REB | AST | STL | MIN |
|-----|-----|-----|-----|------|
| 6.6 | 1.7 | 0.2 | 0.2 | 18.4 |

- 41 of 48 field goals this season are 3-pointers
- DNP at Dayton (1/28) due to a right knee sprain
- Made game-winning 3pt FG vs Duquesne with 7.7 seconds remaining
- 2022 Southern Conference Rookie of the Year at Citadel
- Last name is pronounced ROACH

| CAREER HIGHS | | LAST GAME | |
|--------------|-----|-----------|-----|
| PTS | REB | PTS | REB |
| 29 | 9 | 0 | 0 |
| AST | STL | AST | STL |
| 2 | 3 | 0 | 0 |



#15 MATT GRACE
F | GR | 6'9" | 230 | HAMILTON, ONTARIO

| PTS | REB | AST | BLK | MIN |
|-----|-----|-----|-----|------|
| 7.9 | 4.0 | 2.6 | 0.8 | 26.9 |

- Scored career-high 21 in career-high 35 mins vs Fordham on Feb. 5
- Led UR with 16 pts at SBU, played in front of 20+ family/friends
- Missed 4 games with sprained right MCL at end of November
- Made game-winning FG in '22 A10 final (And-1 w 0:19 gave UR 1-pt lead)
- Made game-winning FG in '22 A10 semis vs Dayton (3ptr w 1:40 left)

| CAREER HIGHS | | LAST GAME | |
|--------------|-----|-----------|-----|
| PTS | REB | PTS | REB |
| 21 | 7 | 21 | 5 |
| AST | BLK | AST | BLK |
| 5 | 3 | 2 | 0 |



#22 ANDRE GUSTAVSON
G | GR | 6'5" | 205 | HELSINKI, FINLAND

| PTS | REB | AST | STL | MIN |
|-----|-----|-----|-----|------|
| 4.8 | 3.0 | 1.3 | 0.9 | 28.7 |

- 70 career starts (2nd most among active Spiders)
- Held Fordham's Darius Quisenberry to 5 pts, 1-9 FG on Feb. 5
- 5-6 FG, 12 pts vs Temple (most since Feb. 20, 2019 vs Fordham - 13)
- Great contest on Davidson's final 3pt attempt at buzzer of '22 A-10 final
- Last name is pronounced GOOSE-tahv-sun (first syllable like the bird)

| CAREER HIGHS | | LAST GAME | |
|--------------|-----|-----------|-----|
| PTS | REB | PTS | REB |
| 13 | 9 | 4 | 5 |
| AST | STL | AST | STL |
| 10 | 5 | 0 | 1 |



#24 ISAIAH BIGELOW
F | GR | 6'7" | 200 | GREENSBORO, NC

| PTS | REB | AST | STL | MIN |
|-----|-----|-----|-----|------|
| 8.6 | 5.9 | 0.7 | 0.8 | 22.0 |

- Led Richmond with season-high 19 pts at Dayton
- 2nd in A-10, 37th in D-I in Def Reb pct (25.7%), via KenPom
- Season-high 12 Reb at GMU (twice as many as any other Spider)
- Made 1st Richmond start vs Wichita St on 11/17 (for injured Matt Grace)
- 2nd-leading rebounder, 5th-leading scorer at Wofford last season

| CAREER HIGHS | | LAST GAME | |
|--------------|-----|-----------|-----|
| PTS | REB | PTS | REB |
| 28 | 14 | 8 | 3 |
| AST | STL | AST | STL |
| 5 | 3 | 0 | 1 |



#32 NEAL QUINN
C | SR | 7'0" | 250 | ALLENDALE, NJ

| PTS | REB | AST | BLK | MIN |
|-----|-----|-----|-----|------|
| 8.7 | 4.4 | 2.7 | 0.6 | 21.9 |

- Season-high 19 Pts at UMass (6-12 FG, 7-8 FT, 6 Ast, 5 Reb)
- 11 Pts, 6 Reb, 8 fouls drawn in 2nd half in UR's 22-pt comeback win vs DUQU
- Transferred to UR in April (also offered by Pitt, Penn State, Va Tech, Loyola Chi)
- Second-Team All-Patriot League selection at Lafayette last season
- Led Lafayette in PPG, RPG, APG, FG pct last season

| CAREER HIGHS | | LAST GAME | |
|--------------|-----|-----------|-----|
| PTS | REB | PTS | REB |
| 24 | 13 | 6 | 3 |
| AST | BLK | AST | BLK |
| 10 | 3 | 0 | 0 |

