



2022-23 SCHEDULE

NOVEMBER

Nov. 7	VMI (MASN2, ESPN+)	W, 69-48
Nov. 11	Northern Iowa (MASN2, ESPN+) ..	W, 68-55
Nov. 14	at Charleston (FloHoops)	L, 92-90 (OT)
Nov. 17	Wichita State (MASN, ESPN+)	L, 56-53
Nov. 21	vs Syracuse# (ESPN2)	L, 74-71 (OT)
Nov. 22	vs Temple# (ESPN2)	W, 61-49
Nov. 30	at Toledo (ESPN+)	L, 90-67

DECEMBER

Dec. 3	at William & Mary (FloHoops)	L, 58-57
Dec. 10	Drake (NBCSW, ESPN+)	W, 82-52
Dec. 13	FDU (MASN, ESPN+)	W, 77-48
Dec. 17	vs Clemson^ (TBD)	L, 85-57
Dec. 21	Bucknell (NBCSW, ESPN+)	W, 81-71
Dec. 28	Coppin State (CBS 6, ESPN+)	W, 83-65
Dec. 31	at George Mason (MASN2, ESPN+)	L, 62-58

JANUARY

Jan. 4	George Washington (ESPN+)	W, 73-63
Jan. 7	Duquesne (NBCSW, ESPN+)	W, 75-73
Jan. 11	at Davidson (ESPN+)	W, 61-57
Jan. 14	at St. Bonaventure (USA Network)	L, 71-63
Jan. 17	Rhode Island (MASN2, ESPN+)	W, 64-57
Jan. 20	VCU* (ESPN2)	L, 74-62
Jan. 25	at Massachusetts (NESN, ESPN+)	L, 85-76
Jan. 28	at Dayton (CBS Sports Network)	L, 86-60

FEBRUARY

Feb. 1	St. Bonaventure (MASN2, ESPN+)	L, 66-62
Feb. 5	Fordham (USA Network)	W, 68-58
Feb. 8	at GW (ESPN+)	L, 107-105 (2OT)
Feb. 11	Loyola Chicago (ESPNU)	4p
Feb. 15	at La Salle (ESPN+)	7p
Feb. 21	Saint Louis (MASN, ESPN+)	7p
Feb. 24	at VCU (ESPN2)	7p

MARCH

March 1	at Saint Joseph's (MASN2, ESPN+)	7p
March 4	George Mason (USA Network)	12:30p
March 7-12	Atlantic 10 Championship	TBD

Empire Classic presented by Continental Tire (Brooklyn, NY)

^ Greenville Winter Invitational (Greenville, SC)

* Richmond Area Honda Dealers Capital City Classic



RICHMOND SPIDERS (12-13, 5-7) vs LOYOLA CHICAGO (8-15, 2-9)

• This is the third meeting between Richmond and Loyola Chicago (all in the last five years), but the first since the Ramblers joined the Atlantic 10. Loyola defeated UR at the 2018 Fort Myers Tip-Off and the Spiders beat the Ramblers in a neutral-site game in Indianapolis on December 18, 2020.

• Matt Grace has set a career high in scoring in each of his last two games, scoring 21 points vs Fordham on Sunday and 28 points at GW on Wednesday. Over the last two games, Grace is shooting 58 percent from the field and from three-point range and his 49 total points are 16 more than any other Spider.

• Grace led four Spiders in double figures in Wednesday's 107-105 double overtime loss to George Washington. The 105 points were the most ever scored by the Spiders in a loss. Entering Wednesday's game, Richmond was 23-0 all-time when scoring 105 or more points in a game.

• More than half (7) of Richmond's 13 losses this season have been by margins of four or fewer points. In all of Division I, there's only one team with more losses by four or fewer points this season: East Tennessee State (8).

• Tyler Burton ranks second in the Atlantic 10 in scoring at 18.9 points per game and is fifth in the conference with 7.6 rebounds per game. Burton and Dayton's DaRon Holmes are the only two players to rank in the top five in the Atlantic 10 in scoring and rebounding.

• Burton (1,479 points) needs 12 points to tie Terry Allen (1,491) and enter the top 15 on Richmond's career scoring list. Burton is already seventh on Richmond's career rebounding list, with 767.

• Richmond is 10-3 at home this season, thanks mostly in part to a series of strong defensive efforts at the Robins Center. Entering Friday night, Dayton (58.5) is the only team in the A-10 allowing fewer points at home than Richmond (60.5).

• Grant Golden, the brother of Spiders Assistant Coach David Boyden and Loyola forward Bryce Golden, will be in attendance Saturday as part of the team's annual alumni game. Golden, the second-leading scorer, third-leading rebounder, and fourth-leading assist maker in program history, is currently averaging 18.4 points, 11.0 rebounds, and 5.2 assists per game for the Grand Rapids Gold in the NBA G League.

• Saturday's game is a sellout, the fourth at the Robins Center this season and the fourth in UR's last six home games (also Duquesne, VCU, and Fordham). This is the most sellouts at Richmond in a season since 2019-20 (also four).

WITH A WIN ...

• UR would be 2-1 in its last three games following a four-game losing streak.

• UR would improve to 11-3 at home this season, matching its home win total from last season (11-4).

• UR would improve to 16-1 in its last 17 February home games, a stretch that dates back to the 2018-19 season.

• UR would even its record at 13-13.

• Loyola would be the 125th different opponent Richmond has defeated at the Robins Center since it opened in 1972.

THE MATCHUP

ALL-TIME SERIES LEADER	TIED, 1-1
CURRENT STREAK	Richmond W1
RICHMOND AT HOME	0-0
RICHMOND ON ROAD	0-0
RICHMOND AT NEUTRAL SITE	1-1
LAST GAME	12/18/2020 (UR, 75-73)
FIRST GAME	11/19/2018 (LOY, 82-66)



CHRIS MOONEY

RICHMOND SPIDERS HEAD COACH

SEASONS at RICHMOND: 18th
W-L at RICHMOND: 324*-257
W-L in DIVISION I: 342-269
W-L vs OPPONENT: 1-1
* Most wins in Richmond history

WATCH



ESPN PLUS

PxP: Robert Lee Analyst: John Williams

LISTEN



ESPN RICHMOND

PxP: Bob Black Analyst: Greg Beckwith

FOLLOW

@SpiderMBB @SpiderMBB

Richmond Spiders Men's Basketball

RichmondSpiders.com



QUICK FACTS

University Information

Location Richmond, VA 23173
 Founded 1830
 Total Enrollment 3,890
 Nickname Spiders
 Colors Red and Blue
 Arena Robins Center
 Opened 1972 (51st season)
 Capacity 7,201
 President Kevin F. Hallock
 Athletics Director John Hardt

Team Information

Conference Atlantic 10
 2021-22 Record 24-13 (A-10 Champions)
 Letterwinners Returning/Lost 12/8
 Starters Returning/Lost 2/3
 Newcomers 4

Program History

First Season 1913-14 (110th season)
 All-Time Record Entering 2022-23 1,451-1,244
 NCAA Appearances/W-L 10/9-10
 (1984, '86, '88, '90-91, '98, 2004, '10-11, '22)
 NIT Appearances/W-L 10/11-10
 Conference Championships 7
 (1984, '88, '90-91, '98, 2011, '22)

Coaching Staff

Head Coach Chris Mooney, 18th season
 Alma Mater Princeton (1994)
 W-L at Richmond entering 2022-23 312-244
 Career D-I W-L/Yrs entering 2022-23 330-256/17
 Assistant Coach David Boyden, 1st season
 Alma Mater Western Kentucky (2003)
 Assistant Coach Will Gipe, 7th season
 Alma Mater Virginia Tech (2014)
 Assistant Coach Peter Thomas, 1st season
 Alma Mater Richmond (2007)
 Dir of Operations Mark McGonigal, 7th season
 Alma Mater Richmond (2009)
 Dir Program Development... Darius Stokes, 2nd season
 Alma Mater Iowa (2014)
 Video Coordinator Jack Fahed, 1st season
 Alma Mater James Madison (2021)

Support Staff

Athletic Trainer Andy McPherson
 Strength Coach Jay DeMayo
 Director of Academics Courtney Hughes
 Athletics Web Site RichmondSpiders.com
 Athletics Dept Phone (804) 289-8363
 PR Director Jason Vida
 Cell Phone (267) 566-2130
 Office Phone (804) 289-8320
 Email jvida@richmond.edu

ROSTER & PRONUNCIATION GUIDE

No.	Name	Pos	Year	Ht	Wt	Hometown (High School/Previous School)
1	Jason Nelson	G	R-FR	5'10"	175	Richmond, VA (John Marshall)
2	Marcus Randolph	G	SO	6'5"	195	Willingboro, NJ (Archbishop Wood (PA))
3	Tyler Burton	F	SR	6'7"	215	Uxbridge, MA (Marianapolis Prep (CT))
4	Dji Bailey	G	JR	6'5"	180	Wilson, NC (Greenfield School)
5	Connor Crabtree	G	GR	6'6"	200	Hillsborough, NC (Hargrave Military (VA)/Tulane)
10	Liam Weaver	G	SO	6'2"	190	Kansas City, MO (Pembroke Hill)
11	Jason Roche	G	SO	6'5"	180	Berkeley, CA (St. Mary's High/Citadel)
12	Malcolm Dread	G	R-FR	6'4"	210	Detroit, MI (Gonzaga High (DC))
15	Matt Grace	F	GR	6'9"	230	Hamilton, Ontario (TRC Academy)
21	Mike Walz	C	FR	6'11"	250	Berwyn, PA (Conestoga)
22	Andre Gustavson	G	GR	6'5"	205	Helsinki, Finland (Helsinki Basketball Academy)
24	Isaiah Bigelow	F	GR	6'7"	200	Greensboro, NC (Ben L. Smith/Wofford)
25	Quentin Southall	G	JR	6'3"	180	Alexandria, VA (Georgetown Prep)
32	Neal Quinn	C	SR	7'0"	250	Allendale, NJ (Ramapo High/Lafayette)
34	Gabe Arizin	G	SR	6'4"	190	West Chester, PA (St. Joseph's Prep)
35	Aidan Noyes	F	R-FR	6'7"	190	Cincinnati, OH (Archbishop Moeller)

PRONUNCIATION GUIDE

Gabe Arizin AIR-rizz-in
 Dji Bailey Jai (rhymes with fly)
 Isaiah Bigelow BIG-eh-loh
 Jack Fahed fay-HED
 Andre Gustavson GOOS-tahv-sun
 Aidan Noyes noise
 Jason Roche roach
 Michael Walz walls

BREAKDOWN BY CLASS

Freshmen (4): Dread, Nelson, Noyes, Walz
 Sophomores (3): Randolph, Roche, Weaver
 Juniors (2): Bailey, Southall
 Seniors (3): Arizin*, Burton*, Quinn*
 Grad Students (4): Bigelow*, Crabtree*, Grace, Gustavson
 * Has additional season of eligibility beyond 2022-23 season

BREAKDOWN BY STATE/COUNTRY

California (1): Roche
 CANADA (1): Grace
 FINLAND (1): Gustavson
 Massachusetts (1): Burton
 Michigan (1): Dread
 Missouri (1): Weaver
 North Carolina (3): Bailey, Bigelow, Crabtree
 New Jersey (2): Quinn, Randolph
 Ohio (1): Noyes
 Pennsylvania (2): Arizin, Walz
 Virginia (2): Nelson, Southall



THE OPPONENT

ALL-TIME MEETINGS

SERIES TIED, 1-1

Date	Site	W/L	Score	Series
11/19/2018	N	L	66-82	0-1
12/18/2020	N	W	75-73	1-0
Neutral: 2-0				

LAST MEETING - 12/18/2020

RICHMOND 75, LOYOLA CHICAGO 73

Richmond - 75

Record: 6-1

NO.	Name	Min	FG M-A	3P M-A	FT M-A	Rebounds OR DR TOT	Fouls PF FD	TP	AS	TO	ST	Blocks BS BA	+/-
3	Tyler Burton	F 34:44	2-7	0-0	0-0	3 6 9	2 2	4	2	1	3	0 0	1
4	Nathan Cayo	F 23:11	2-4	0-0	1-2	1 1 2	3 2	5	1	1	0	0 0	-5
33	Grant Golden	F 29:58	7-9	0-0	0-0	0 7 7	4 0	14	2	8	1	0 0	-4
00	Jacob Gilyard	G 38:46	6-13	2-6	5-6	0 1 1	3 5	19	3	1	4	0 0	2
1	Blake Francis	G 38:36	9-17	4-5	5-7	0 3 3	3 7	27	2	3	2	0 0	2
15	Matt Grace	03:22	0-1	0-1	0-0	0 0 0	0 0	0	0	0	0	0 0	-1
22	Andre Gustavson	18:10	0-0	0-0	4-4	0 2 2	1 3	4	0	1	0	0 0	7
13	Connor Crabtree	06:54	0-0	0-0	0-0	0 0 0	1 0	0	0	0	1	0 0	0
2	Souleymane Koureissi	06:19	1-1	0-0	0-0	0 1 1	0 0	2	0	0	1	0 0	8
Team						1 1 2		0		0			
Totals			27-52	6-12	15-19	5 22 27	17 19	75	10	15	12	0 0	2

Technical Fouls: NONE

Shooting By Period		
1st FG%	13-26	50.0%
3PT%	2-5	40.0%
FT%	9-12	75%
2nd FG%	14-26	53.8%
3PT%	4-7	57.1%
FT%	6-7	85.7%
GM FG%	27-52	51.9%
3PT%	6-12	50.0%
FT%	15-19	78.9%

Dead Ball Rebounds: 3, 0

Loyola Chicago - 73

Record: 3-2

NO.	Name	Min	FG M-A	3P M-A	FT M-A	Rebounds OR DR TOT	Fouls PF FD	TP	AS	TO	ST	Blocks BS BA	+/-
30	Aher Uguak	F 15:29	0-1	0-1	0-0	1 2 3	4 1	0	0	1	0	0 0	-7
25	Cameron Krutwig	C 30:51	6-10	0-0	2-6	6 5 11	1 4	14	2	3	2	0 0	-5
1	Lucas Williamson	G 28:03	3-10	2-7	0-0	1 3 4	4 0	8	2	3	1	0 0	0
4	Braden Norris	G 38:32	8-12	5-9	0-0	0 1 1	4 3	21	5	1	1	0 0	-4
24	Tate Hall	G 31:31	5-12	2-5	0-0	0 3 3	0 2	12	5	1	1	0 0	5
5	Keith Clemons	26:08	0-2	0-1	8-10	0 1 1	2 4	8	2	3	0	0 0	8
10	Tom Welch	09:08	3-4	0-0	0-0	1 1 2	0 0	6	1	2	0	0 0	2
12	Marquise Kennedy	06:13	1-1	0-0	0-0	0 0 0	1 0	2	0	1	0	0 0	-6
23	Cooper Kaifes	08:45	0-3	0-3	0-0	0 2 2	3 1	0	1	2	0	0 0	-3
13	Baylor Hebb	02:53	0-0	0-0	2-2	0 1 1	0 2	2	0	0	0	0 0	-3
00	Paxson Wojcik	02:27	0-0	0-0	0-0	0 0 0	0 0	0	0	0	0	0 0	3
Team						0 1 1		0		1			
Totals			26-55	9-26	12-18	9 20 29	19 17	73	18	18	5	0 0	-2

Technical Fouls: NONE

Shooting By Period		
1st FG%	9-21	42.9%
3PT%	1-8	12.5%
FT%	3-5	60%
2nd FG%	17-34	50.0%
3PT%	8-18	44.4%
FT%	9-13	69.2%
GM FG%	26-55	47.3%
3PT%	9-26	34.6%
FT%	12-18	66.7%

Dead Ball Rebounds: 4, 1

	Rich	Loyola
Biggest lead	20 (2nd 16:49)	1 (1st 16:55)
Best Scoring Run	8 (1st 1:04)	9 (2nd 4:48)
Lead Changes	2	
Times Tied	3	
Time with Lead	37:37	00:19

	Rich	Loyola
Points from		
Turnovers	18	15
Paint	32	30
Second Chance	2	10
Fast Breaks	8	4
Bench	6	18

Period by Period Scoring			
	1st	2nd	TOT
Rich	37	38	75
Loyola	22	51	73

INDIANAPOLIS -- Blake Francis scored 27 points and made four of his five shots from three-point range to push the Spiders past a feisty Loyola Chicago team Friday night on a neutral court at the Indianapolis Convention Center. With the win, the Spiders moved to 6-1 on the season, matching their best record through seven games in 16 seasons under Chris Mooney. Francis's 27 points were two shy of his career high and the most by any Spider in a game this season.

"I was trying to use my quickness to my advantage - my change of pace," said Francis. "Trying to keep them off balance because sometimes they're probably looking for a jumper so I just wanted to start off the game attacking right off the bat."

With the score tied at 12 after nine minutes of play, Francis and Jacob Gilyard combined to score 13 straight points for the Spiders as Richmond took at 25-17 lead with just under six minutes until halftime.

A Richmond spurt right before half, helped in part by three steals from Gilyard in the final 70 seconds, gave the Spiders a 37-22 lead at the break. Loyola Chicago, who averaged just 11.8 turnovers per game entering Friday, turned the ball over 15 times in the first half as the Spiders scored 18 points off turnovers, 17 more than the Ramblers.

Richmond remained comfortably ahead for the first 10 minutes of the second half, with a three-pointer by Francis giving the Spiders a 60-41 leads with 9:11 to play. But the Ramblers came alive from three-point range, using a trio of threes by guard Braden Norris to cut the lead to 12 at 64-52 with 6:20 remaining. A minute later, the Ramblers pulled within single digits with another three-pointer, this time from Lucas Williamson, to make the score 64-56 with 5:16 to play.

Down the stretch, Norris and Spiders forward Grant Golden traded baskets until another three from Lucas Williamson cut Richmond's lead to three at 71-68 with 32 seconds left. The Ramblers sent Gilyard to the foul line on the ensuing possession, where he hit a pair of free throws to increase the lead to five.

With 11 seconds remaining, Gilyard was called for a foul on a Loyola three-point attempt. Following three straight Ramblers free throws, Loyola fouled Blake Francis, who hit a pair of free throws to make the score 75-71 with 10 seconds to play. A layup by the Ramblers at the buzzer ended the scoring.

After the game, Spiders head coach Chris Mooney addressed the Spiders second-half performance. "We extended the lead and got ourselves up by 20 but I thought we didn't score well enough from there on," said Mooney. "We didn't get into the bonus with 10 seconds left in the game and we didn't score consistently enough."

Francis's 27 points were the most by any Spider since Gilyard scored 29 against 7th-ranked Dayton on January 25 last season. Gilyard added a season-high 19 points on Friday as well as four steals. Francis and Gilyard combined to play 78 out of a possible 80 minutes for the Spiders.

Golden scored 14 points for the second straight game, hitting seven of his nine shots from the field.



THE BIG PICTURE

PRESEASON POSITION

The Spiders placed seventh in the Atlantic 10 Preseason Poll, which was released at the conference's media day in Brooklyn, NY on October 13. It is the fourth straight season the Spiders have placed in the top half of the A-10 Preseason Poll, tying UR's longest such streak (2013-16) since the conference eliminated divisions in 2005.

A-10 Men's Basketball Preseason Poll

1. Dayton (22)	428
2. Saint Louis (7)	411
3. VCU	370
4. Loyola Chicago	315
5. George Mason	300
6. Davidson	294
7. Richmond	276
8. Massachusetts	228
9. Rhode Island	203
10. St. Bonaventure	194
11. Fordham	119
12. George Washington	110
13. Saint Joseph's	107
14. La Salle	63
15. Duquesne	62

THE CHAMPS ARE HERE

Richmond is defending its 2022 Atlantic 10 championship, the second A-10 title in program history and first since 2011. The Spiders defeated four teams in four days to win the title at Capital One Arena in Washington, DC last season. UR opened the tournament with a win vs 11-seed Rhode Island (64-59) before knocking off the tournament's top three seeds: 3 VCU (75-64) in the quarterfinals, 2 Dayton (68-64) in the semifinals, and 1 Davidson (64-62) in the championship game.

Graduate student Jacob Gilyard was named the tournament's Most Outstanding Player after averaging 19.8 points, setting a tournament record with 16 steals, and playing all 160 minutes. Grad student Grant Golden (11.8 PPG, 4.8 RPG, 2.0 APG) was also named to the All-Tournament Team.

Matt Grace made the game-winning basket in both the semifinals and the finals. In the semis vs Dayton, Grace hit a three-pointer from the right wing to break a 59-59 tie with 1:40 to play, helping UR complete a 15-point comeback in the 2nd half. In the championship game vs Davidson, Grace's And-1 with 19 seconds to play turned a two-point Richmond deficit into a 1-point UR lead as the Spiders overcame a 6-point deficit in the final 90 seconds of regulation.

NCAA TOURNAMENT EXPERIENCE

Richmond was a 12 seed in the 2022 NCAA Tournament and drew 5 seed Iowa, the Big Ten champions, in the first round at KeyBank Arena in Buffalo, NY. The Spiders upset the Hawkeyes 67-63 behind a game-high 24 points from Jacob Gilyard and 18 points and 11 rebounds from Tyler Burton.

It was Richmond's ninth NCAA Tournament win when seeded 12th or higher, more than twice as many as any other school in the nation. UR also improved to a perfect 4-0 when facing 5 seeds in the NCAA Tournament.

It was Richmond's 24th win of the season, tied for the fourth-most in a season in program history. UR fell to 4 seed Providence in the second round.

MOONEY EXTENSION

The NCAA Tournament win vs Iowa was UR's 27th vs a power-conference opponent and 15th vs a top-25 team during Chris Mooney's tenure, giving Mooney half of the wins vs ranked opponents in school history (15 of 30).

Richmond announced a three-year contract extension with Mooney in June, keeping him under contract with the Spiders through the 2026-27 season.

At Richmond, Mooney owns program records for most total wins (312 entering 2022-23), most wins in a season (29 in 2010-11), most conference wins in a season (14 in 2019-20), highest NCAA Tournament seed (7th in 2010), higher NIT seed (1st overall in 2015), and highest A-10 Championship seed (2nd in 2010).

Mooney is one of 11 coaches ever to win multiple A-10 championships, and his two A-10 titles are tied for the fifth-most of any coach in conference history. Mooney and Mark Schmidt (St. Bonaventure) are the only active A-10 coaches with multiple conference championships, and Richmond and Saint Louis are the only A-10 schools with multiple A-10 titles and three or more NCAA Tournament wins during Mooney's tenure at UR (since 2005-06).

2022-23 is Mooney's 18th season with Richmond. The only coaches in A-10 history with a longer tenure at a single school are John Chaney (24 seasons at Temple) and Phil Martelli (24 seasons at Saint Joseph's).

FUTURE PRO

Tyler Burton, Richmond's leading scorer and rebounder last season, announced he was withdrawing from the NBA Draft to return to Richmond for his senior season on June 1.

Burton, who originally declared for the draft on April 6, participated in the NBA G League Elite Camp and worked out for 10 NBA teams last spring.

Burton was a Second Team All-Atlantic 10 pick and a First Team NABC All-Conference selection last season as he led Richmond with 16.1 points and 7.7 rebounds per game.

TRANSFERS

After accepting just seven incoming transfers during his first 17 years at Richmond, Chris Mooney brought in three transfers this offseason to replenish the Richmond roster.

Neal Quinn signed with UR on April 14, choosing the Spiders over Pitt, Penn State, Virginia Tech, and Loyola Chicago. He was Second Team All-Patriot League at Lafayette last season, leading the Panthers in points (14.7 PPG), rebounds (7.4 RPG), assists (4.0 APG, second in Patriot League), and field goal pct (54.5, led Patriot League).

Isaiah Bigelow signed with the Spiders on April 15. The Wofford graduate averaged 8.3 points and 5.5 rebounds for the Terriers last season.

Jason Roche signed with the Spiders on April 26 after entertaining offers from Missouri, Pitt, Kansas State, and St. Bonaventure after entering the transfer portal. Roche was the Southern Conference Rookie of the Year at Citadel last season. He made 110 three-pointers (ninth in D-I, first among freshmen) and led the SoCon with 36.2 minutes per game.

Quinn and Bigelow have two years of eligibility remaining, while Roche has three.

NEW BENCH

Richmond's three assistant coaches are all in their first year in that role with the Spiders.

David Boyden is a Richmond native who brings nearly 20 years of college coaching experience to UR. He was an assistant at UNCG last season following five seasons as an assistant at Radford.

Will Gipe was promoted to assistant coach after spending six years on the Richmond staff, including the three as the Director of Program Development. Gipe, 28, was the A-10's second-youngest assistant coach at the time of his promotion.

THE LAST TIME

TEAM

Ranked in AP Top 25: 12/7/20 | #19 (highest since 1957)
Defeated Top 10 Team: 11/29/20 | #10 Kentucky, 76-64 (road)
Defeated Top 25 Team: 3/17/22 | #16 Iowa, 67-63 (neutral)
Defeated Top 25 Team, Home: 2/25/15 | #22 VCU, 67-63
Defeated Top 25 Team, Away: 11/29/20 | #10 Kentucky, 76-64
Defeated Top 25 Team, Neutral: 3/17/22 | #16 Iowa, 67-63
Scored 90+: 2/8/23 | at GW, L 107-105 (2 OT)
Scored 100+: 2/8/23 | at GW, L 107-105 (2 OT)
Allowed Less Than 50: 12/13/22 | vs FDU, W 77-48
Allowed Less Than 40: 11/12/10 | vs Citadel, W 79-37
Double-digit comeback win: 2/5/23 | vs Fordham, W 68-58 (11)
Shot Over 60% FG: 12/1/21 | at Wofford, W 73-64 (62.2)
Held Opp Under 35% FG: 12/13/22 | vs FDU, W 77-48 (31.1)
Allowed Fewer 10 pts, half: 12/13/22 | vs FDU, W 77-48 (9 - 1st)
Made 15+ 3PT FG: 11/16/21 | vs Georgia St, W 94-78 (16)
Made 0 3PT FG: 1/25/16 | vs Davidson, L 78-70 (0-15)
Made 35+ FT: 2/6/93 | vs. UNCW, W 91-69 (36)
50+ Rebounds: 3/6/20 | at Duquesne, W 73-62 (50)
25+ Assists: 11/22/21 | vs Hofstra, W 81-68 (26)
15+ Blocks: 1/13/10 | vs. UMass, W 70-63 (17, SR)
15+ Steals: 11/18/12 | at Minn, L 72-57 (15)
3 or fewer turnovers: 12/1/18 | vs. Wake Forest, W 84-74 (3)

INDIVIDUAL

6+ players in double digit scoring: 3/18/15 | vs. SFBK, W 84-74
3 players, 20+ pts: 11/14/19 | vs Vanderbilt |
Jacob Gilyard (26), Blake Francis (24), Nathan Cayo (20)
2 players, 25+ pts: 1/28/17 vs Duquesne
(T.J. Cline 34, ShawnDre' Jones 30)
Scored 50+ pts: Bob McCurdy (53) vs. Appalachian St, 2/26/75
Scored 40-49: Bob McCurdy (46) vs West Virginia, 2/17/75
Scored 35-39: Tyler Burton (38) at Charleston, 11/14/22
Scored 30-34: Jacob Gilyard (32) vs VCU, 3/11/22
Scored 25-29: Matt Grace (28) at GW, 2/8/23
Made 6+ 3PT FG: Tyler Burton vs Bucknell, 12/21/22 (6-6)
Made 15+ FT: Terry Allen (17) vs. Cal, 11/27/15
Had 25+ Reb: George Grodzicki (25) vs. GW, 12/6/61
Had 15+ Reb: Tyler Burton (15) vs Syracuse, 11/21/22
2 players w/ 10+ reb: Burton (12), Cayo (11), & Golden (10) at SLU, 1/2/22
Had 15+ assists: Greg Beckwith (16) vs Navy, 2/25/86
Had 10+ assists: Jacob Gilyard (11) at George Mason, 2/9/22
Had 5+ steals: Tyler Burton (5) at Davidson, 1/11/23
Had 5+ blocks: Grant Golden (6) vs George Mason, 2/27/19
Multiple players with double-double: Gilyard (17 Pts 10 Ast) & Burton (12 Pts 13 Reb) vs UMass, 1/5/22
Triple-Double: T.J. Cline (19 pts 11 reb 12 assists) vs. SLU, 3/4/17

SPIDERS W-L WHEN ...

	OVERALL	ATLANTIC 10
Scores 60 or more	12-9	5-6
Scores 70 or more	6-4	2-2
Scores 80 or more	3-2	0-1
Scores under 60	0-4	0-1
Allows under 60	8-2	3-0
Allows under 70	10-4	4-2
Allows 70 or more	2-9	1-5
Decided by 5 or less	2-7	2-3
Leading/tied, 5 min left	11-3	4-1
Trailing, 5 min left	1-10	1-6
Leading/tied, half	9-4	2-4
Trailing, half	3-9	3-3
Higher FG pct	11-1	4-1
Lower/Same FG pct	1-12	1-6
FG pct over 50	2-1	0-1
FG pct under 40	0-6	0-4
Outrebounded opponent	8-2	3-1
Outrebounded by opponent	3-11	1-6
Fewer/same turnovers	7-6	3-4
More turnovers	5-7	2-3
Fewer/same assists	4-8	3-5
More assists	8-5	2-2
Day (before 5p)	2-3	1-3
Night (5p or later)	10-10	4-4
White jersey	11-5	4-2
Blue jersey	1-7	1-4
Red jersey	0-1	0-1

THE BIG PICTURE

Peter Thomas returns to Richmond after originally serving as the team's Director of Basketball Operations from 2008 to 2013. Thomas, a Spiders captain as a senior in 2006-07, spent the previous nine seasons at Campbell, including the last five as associate head coach.

From last year's staff, Kevin Hovde is an assistant at Florida, Maurice Joseph is an assistant at Butler, and Rob Jones is associate head coach at Liberty.

VOICE OF THE SPIDERS

For the 40th straight season, Bob Black is handling play-by-play duties for Spider men's basketball broadcasts. Black also hosts an afternoon show on ESPN Richmond, the Spiders radio rights-holder.

Black is teamed with analyst Greg Beckwith, a member of the Richmond Athletics Hall of Fame who is second on UR's career assists and steals lists.

In addition to doing the ESPN Richmond radio broadcast for all Robins Center games on national TV, Black and Beckwith anchor the SpiderTV broadcast for all of Richmond's home games on regional TV. Those broadcasts are produced and directed by Richmond Athletics Video Specialist Blake Ellett.

WHO'S BACK, WHO'S NOT

With six players electing to use their additional year of COVID-19 eligibility to return to Richmond last season, the Spiders roster swelled to 20 players. With the eligibility of those six players expiring and two players leaving via transfer, UR's roster is at 16 players for 2022-23.

Richmond Entering This Season		
	Returning	Departing
Minutes	39%	61%
Points	37%	63%
Rebounds	44%	56%
Assists	23%	77%
Steals	36%	64%
Blocks	51%	49%

GILYARD, GOLDEN GO OUT ON TOP

Among the eight players not returning from the 2021-22 team are four of the top 25 scorers in program history: Nathan Cayo (1,385 points), Nick Sherod (1,415 points), Jacob Gilyard (2,039 points), and Grant Golden (2,236 points).

Gilyard and Golden combined for eight A-10 All-Conference selections during their Richmond careers and are both among the school's all-time leaders in games played, points, and assists.

All-Time Richmond Rivals		
	Jacob Gilyard	Grant Golden
Games	3rd	1st
Points	5th	2nd
Assists	1st	4th
Field Goals	6th	2nd

Golden also ranks third on Richmond's career rebounding list and is eighth in blocks.

Gilyard holds the NCAA D-I record for career steals (466), the A-10 record for career assists (782), and UR record for career three-pointers (332). Over the previous five seasons, Gilyard played 5,747 minutes for Richmond, over 500 more minutes than any other player in D-I over that span.

Following last season, Gilyard was given the Men's Basketball Senior CLASS Award, given to one senior or graduate student in recognition of his achievements in competition, character, the classroom, and one's community.

OFFENSIVE FLOW

Richmond runs a fast-paced offensive system that requires every player on the court to handle the ball, pass, and cut -- often on the same possession.

The Richmond offense embodies the concept of "position-less basketball." While shorter players will begin most possessions further away from the basket and taller players will begin most possessions on the wing or in the paint, they will rarely end up anywhere near where they started. Possessions are a frenzy of back-door cuts, entry passes to the high and low post, screens both on the ball and off the ball that, ideally, lead to an open high-percentage shot at the rim or from three-point range.

The Spiders excel at taking care of the ball, and have ranked in the top 25 in the nation in fewest turnovers per game in each of the previous four seasons (including ninth in 2021-22). Richmond has also ranked in the top 25 in D-I in assist-to-turnover ratio in each of the previous four seasons (including 16th in 2021-22) and in seven of the last eight seasons.

Richmond D-I Ranks

	TO PG	Asst-TO Ratio
2021-22	9th	16th
2020-21	11th	23rd
2019-20	21st	9th
2018-19	11th	7th

MAN-TO-MAN 'D'

Richmond has played almost exclusively man-to-man defense in each of the previous three seasons after mostly relying on a match-up zone scheme for many years. Playing man-to-man, Richmond has ranked among D-I's top 100 defenses via KenPom's defensive efficiency metric in each of the previous three seasons (including 94th in 2021-22) after finishing outside the top 200 in 2017-18 (234th) and 2018-19 (287th).

ATTENDANCE OVERLOAD

Richmond men's basketball's average attendance during the 2021-22 season ranked 78th across Division I, marking the first time the Spiders have finished in the top 80 in the nation since 1992-93. An average crowd of 6,072 attended Richmond's 15 home games last season.

Only two Atlantic 10 schools, Dayton and VCU, played in front of larger crowds than the Spiders in 2021-22. It's the first time Richmond has finished in the top three in the conference in attendance since 2017-18.

With a total enrollment of 4,002 last year, Richmond was the smallest school in the nation to average at least 6,000 fans in 2021-22, the 50th season of basketball at UR's Robins Center.

CLASS OF 2023

Richmond signed a pair of highly-recruited high school seniors in November.

Point guard Trevor Smith of Woodside High is the No. 4 recruit in the state of Virginia, according to 247 Sports' composite rankings. A top-200 national prospect and a top-30 national point guard recruit, Smith is Richmond's highest-rated recruit on record. His father Tim is the all-time leading scorer at East Tennessee State, totaling 2,300 points for the Buccaneers during his career.

Collin Tanner is a 6'6" guard from Creedmor, N.C. who preps at Combine Academy. He is the fifth-ranked recruit in North Carolina's Class of 2023, according to HoopSeen.com, and chose UR from a group of more than 10 Division I offers.

BIG GAMES

20-POINT GAMES

NAME	CAREER	LAST
Tyler Burton	23	22 (St. Bonaventure, 2/1/22)
Neal Quinn	7 (7 at Lafayette)	20 (Holy Cross, 2/21/22)
Jason Roche	7 (7 at Citadel)	23 (Citadel, 2/10/22)
Matt Grace	3	28 (GW, 2/8/23)
Jason Nelson	1	21 (UNI, 11/11/22)
Isaiah Bigelow	1 (1 at Wofford)	28 (No. Greenville, 12/13/19)

DOUBLE-FIGURE SCORING GAMES

NAME	CAREER	LAST
Tyler Burton	75	15 (GW, 2/8/23)
Neal Quinn	48 (38 at Lafayette)	13 (GW, 2/8/23)
Isaiah Bigelow	30 (19 at Wofford)	18 (GW, 2/8/23)
Jason Roche	23 (19 at Citadel)	16 (Coppin St, 12/28/22)
Matt Grace	12	28 (GW, 2/8/23)
Andre Gustavson	11	10 (Toledo, 11/30/22)
Jason Nelson	9	16 (Davidson, 1/11/23)
Dji Bailey	1	10 (Mississippi St, 11/27/21)

DOUBLE-FIGURE REBOUNDING GAMES

NAME	CAREER	LAST
Tyler Burton	22	10 (UMass, 1/25/23)
Neal Quinn	7 (7 at Lafayette)	10 (American, 2/2/22)
Isaiah Bigelow	5 (4 at Wofford)	12 (GMU, 12/31/22)

DOUBLE-FIGURE ASSIST GAMES

NAME	CAREER	LAST
Neal Quinn	1 (1 at Lafayette)	10 (NJIT, 12/5/21)
Andre Gustavson	1	10 (Georgetown, 11/28/18)

DOUBLE-DOUBLES

NAME	CAREER	LAST
Tyler Burton	21	20 Pts 10 Reb (1/25/23)
Neal Quinn	7 (7 at Lafayette)	22 Pts 10 Reb (2/2/22)
Isaiah Bigelow	2 (1 at Wofford)	16 Pts 11 Reb (11/17/22)

SPIDERS IN OVERTIME

All-Time Record: 79-57
 2022-23 OT Record: 0-3
 Last OT Game: L at GW, 107-105 (2 OT), 2/8/23
 Last OT Win: W vs Vanderbilt, 93-92, 11/14/19
 Last OT Loss: L at GW, 107-105 (2 OT), 2/8/23
 Double OT Record: 12-12
 Last 2OT Game: L at GW, 107-105, 2/8/23
 Triple OT Record: 8-1
 Last 3OT Game: L vs. Saint Louis, 85-72, 2/8/09
 Home OT Record: 42-20
 Last Home OT Game: W vs Vanderbilt, 93-92, 11/14/19
 Road OT Record: 27-32
 Last Road OT Game: L at GW, 107-105 (2 OT), 2/8/23
 Neutral OT Record: 10-5
 Last Neutral OT Game: L vs Syracuse, 74-71, 11/21/22

SPIDERS BY THE NUMBERS

- 10 NCAA Tournament Appearances
- 7 Conference Championships
- 9 NCAA Tournament Wins/2 Sweet Sixteens
- 9 NCAA tourney wins when seeded 12th or higher (more than twice as many as any other school)
- 1st 15-seed to beat a 2-seed (1991 vs Syracuse)
- 27 Professional Players under Chris Mooney
- 15 Wins over Top 25 since 2008



WHERE THE SPIDERS DWELL

ROBINS CENTER

Built in 1972 through the generosity of the E. Claiborne Robins family, the Robins Center is in its 51st season as one of the premier small-school college basketball arenas in the nation.

In its 50th season in 2021-2022, an average crowd of 6,072 attended Richmond's home games, which ranked 78th across Division I and marked the first time the Spiders have finished in the top 80 in average attendance in the nation since 1992-93. That year, an average crowd of 7,214 attended UR home games during legendary coach Dick Tarrant's final season.

Only two Atlantic 10 schools, Dayton and VCU, played in front of larger crowds than the Spiders in 2021-22. With a total enrollment of 4,002, Richmond was the smallest school in the nation to average at least 6,000 fans in 2021-22, the 50th season of basketball at UR's Robins Center.

The facility is much more than a basketball arena, however. The Robins Center has been home to addresses by world leaders, University commencements, WTA Tour events, track competitions, water polo matches, concerts, a 1992 Presidential Debate, and more.

Renovations to the lower level of the building in 2018 resulted in the creation of the Blandford-Everett Student-Athlete Performance Center, which provides Richmond's student-athletes with the latest strength and conditioning equipment, access to a nutrition fueling center, and a state-of-the-art sports medicine facility.

The arena underwent a \$17 million renovation in 2013 that revamped the lighting system and installed four 33' x 15' video boards in the corner sections. The renovation also reduced the arena's capacity from more than 9,000 to its current 7,201.

QUEALLY ATHLETICS CENTER

The Queally Athletics Center is the everyday home of Spiders basketball.

Opened in October 2020 following 18 months of construction, the \$15 million practice facility's centerpiece is the Breed Family Practice Court. The gym includes a replica of the Robins Center court plus two additional half-courts and two more retractable baskets on the sidelines of the main court, for a total of six in the facility. Steps from the court is a 20-seat theater that allows for instant review of practice film and diagramming of offensive and defensive schemes.

The Boggs Strength and Conditioning Room, used exclusively by the men's and women's basketball teams, abuts the court's endline and is separated only by a pair of see-through retractable overhead doors. A six-table Sports Medicine suite, a hydrotherapy room with two pools, and the Bugg Fueling Station all border the strength and conditioning area and form the Ball Family Training Center.

Locker rooms and lounges for the men's and women's teams are also located on the ground floor, while the second floor includes Spider Hall, the main entrance to the Queally Athletics Center. The space, which serves to engage fans and alumni in celebration of the proud tradition of Richmond Athletics, features a giant video board as well as entrances to Millhiser Gymnasium and the University's new Student Well-Being Center, which are both adjacent to the QAC.

Head coach Chris Mooney believes that the facility will have a tremendous impact on his team. "The Queally Athletic Center will transform our entire basketball program. Our student-athletes will utilize the amenities of the physical structure each and everyday as prospective Spiders see the facility and anticipate their future at Richmond," said Mooney.

The facility is named for 1986 alumni Paul and Anne-Marie Queally, longtime supporters of the University of Richmond who contributed a \$7.5 million lead gift to launch the fundraising efforts for the new center.

MILLHISER GYMNASIUM (MILL-high-zer)

As it enters its second century, one of the most historic and celebrated buildings on the University of Richmond campus has been completely renovated and now houses the Millhiser Student-Athlete Development Center and offices for both the men's basketball and women's basketball staffs.

The newest version of Millhiser Gymnasium opened in fall 2020 after being refurbished as part of the University's construction of the Queally Athletics Center and the Student Well-Being Center. A mezzanine level was installed to provide office suites for Richmond's basketball programs while the first floor, which still includes the historic gymnasium court surface, is the site of the Student-Athlete Development Center. The Center includes study and meeting spaces for Richmond's student-athletes as well as offices for Richmond Athletics' Academic Services and Leadership Development departments.


Millhiser's entry hall includes a restored classroom that overlooks the Queally Athletic Center's practice court and a recruiting room with end-zone views of Robins Stadium.

As part of Richmond's commitment to a sensitive restoration of the facility, many of Millhiser's iconic arched windows, which had been bricked in for decades, were re-opened.

Millhiser Gymnasium opened in 1921 and was Richmond's home court between 1922 and 1946.



Capacity	7,201
Season	51st
1st Game	12/3/1972 (L vs Maryland)
All-Time Record	486-240 (10-3 this season)
2021-22 Average Attendance	6,072 (+71)
2021-22 D-I Attendance Rank	78th (best since 1992-93)
2022-23 Sellouts	3 (Duquesne, VCU, Fordham)
Most Home Wins In A Season	16 (2014-15)



TEAM GAME-BY-GAME

Opponent	Date	Score		Total		3-Pointers		Free throws		Rebounds											
				FG-FGA	PCT	3FG-3FGA	PCT	FT-FTA	PCT	OFF	DEF	TOT	AVG	PF	A	TO	BLK	STL	PTS	AVG	
VMI	11/07/2022	69-48	W	23-51	.451	7-28	.250	16-29	.552	9	35	44	44.0	16	13	10	5	5	69	69.0	
UNI	11/11/2022	68-55	W	24-53	.453	8-27	.296	12-15	.800	6	32	38	41.0	12	10	11	4	4	68	68.5	
at Col. of Charleston	11/14/2022	90-92	Lot	28-63	.444	11-26	.423	23-27	.852	8	30	38	40.0	19	13	15	3	7	90	75.7	
Wichita St.	11/17/2022	53-56	L	20-53	.377	8-29	.276	5-7	.714	7	22	29	37.3	17	13	13	1	6	53	70.0	
vs Syracuse	11/21/2022	71-74	Lot	27-66	.409	13-31	.419	4-9	.444	20	24	44	38.6	12	16	18	0	5	71	70.2	
vs Temple	11/22/2022	61-49	W	23-53	.434	7-19	.368	8-12	.667	9	23	32	37.5	11	13	10	3	8	61	68.7	
at Toledo	11/30/2022	67-90	L	21-58	.362	11-27	.407	14-20	.700	9	22	31	36.6	20	13	13	3	7	67	68.4	
at William & Mary	12/03/2022	57-58	L	21-52	.404	9-24	.375	6-7	.857	6	21	27	35.4	10	14	11	7	5	57	67.0	
Drake	12/10/2022	82-52	W	30-55	.545	5-18	.278	17-22	.773	3	38	41	36.0	19	9	15	2	7	82	68.7	
Fairleigh Dickinson	12/13/2022	77-48	W	29-55	.527	13-31	.419	6-7	.857	5	34	39	36.3	6	19	14	4	5	77	69.5	
vs Clemson	12/17/2022	57-85	L	21-51	.412	7-22	.318	8-15	.533	3	26	29	35.6	15	9	15	2	5	57	68.4	
Bucknell	12/21/2022	81-71	W	30-60	.500	14-26	.538	7-9	.778	5	19	24	34.7	14	17	6	1	6	81	69.4	
Coppin St.	12/28/2022	83-65	W	27-54	.500	11-28	.393	18-24	.750	5	28	33	34.5	13	19	9	2	8	83	70.5	
at George Mason	12/31/2022	58-62	L	22-55	.400	6-21	.286	8-16	.500	10	25	35	34.6	21	8	10	0	6	58	69.6	
George Washington	01/04/2023	73-63	W	23-48	.479	6-15	.400	21-27	.778	5	29	34	34.5	15	10	11	0	6	73	69.8	
Duquesne	01/07/2023	75-73	W	24-57	.421	7-25	.280	20-30	.667	14	23	37	34.7	16	14	7	1	2	75	70.1	
at Davidson	01/11/2023	61-57	W	20-45	.444	9-27	.333	12-19	.632	3	32	35	34.7	11	12	13	3	6	61	69.6	
at St. Bonaventure	01/14/2023	63-71	L	19-50	.380	8-28	.286	17-21	.810	6	26	32	34.6	20	12	15	3	4	63	69.2	
Rhode Island	01/17/2023	64-57	W	24-55	.436	4-19	.211	12-14	.857	8	28	36	34.6	9	5	11	4	8	64	68.9	
VCU	01/20/2023	62-74	L	19-51	.373	7-25	.280	17-21	.810	6	21	27	34.3	17	10	16	4	8	62	68.6	
at Massachusetts	01/25/2023	76-85	L	22-57	.386	11-30	.367	21-25	.840	8	24	32	34.1	20	15	8	0	5	76	69.0	
at Dayton	01/28/2023	60-86	L	26-60	.433	4-18	.222	4-5	.800	6	20	26	33.8	5	12	9	0	3	60	68.5	
St. Bonaventure	02/01/2023	62-66	L	18-48	.375	5-24	.208	21-22	.955	4	25	29	33.6	18	11	12	3	5	62	68.3	
Fordham	02/05/2023	68-58	W	20-43	.465	6-12	.500	22-28	.786	4	25	29	33.4	18	5	13	2	5	68	68.3	
at George Washington	02/08/2023	105-107	Lot2	37-72	.514	12-32	.375	19-25	.760	10	21	31	33.3	20	16	7	3	7	105	69.7	
Total		1743		598-1365	.438	209-612	.342	338-456	.741	179	653	832	33.3	374	308	292	60	143	1743	69.7	
Opponents		1702		613-1439	.426	201-592	.340	275-384	.716	214	643	857	34.3	442	304	283	77	154	1702	68.1	

Richmond Averages

Games Played	Points/game	FG Pct	3FG Pct	FT Pct	Rebounds/game	Assists/game	Turnovers/game	Assist/Turnover ratio	Steals/game	Blocks/game
25	69.7	43.8	34.2	74.1	33.3	12.3	11.7	1.1	5.7	2.4

OPPONENT GAME-BY-GAME

Opponent	Date	Score		Total		3-Pointers		Free throws		Rebounds											
				FG-FGA	PCT	3FG-3FGA	PCT	FT-FTA	PCT	OFF	DEF	TOT	AVG	PF	A	TO	BLK	STL	PTS	AVG	
VMI	11/07/2022	69-48	W	16-64	.250	7-33	.212	9-14	.643	15	24	39	39.0	25	6	12	1	2	48	48.0	
UNI	11/11/2022	68-55	W	20-61	.328	3-22	.136	12-17	.706	11	25	36	37.5	15	5	8	2	7	55	51.5	
at Col. of Charleston	11/14/2022	90-92	Lot	32-72	.444	10-35	.286	18-24	.750	14	27	41	38.7	23	17	13	7	11	92	65.0	
Wichita St.	11/17/2022	53-56	L	20-48	.417	4-17	.235	12-18	.667	9	27	36	38.0	13	6	13	1	8	56	62.8	
vs Syracuse	11/21/2022	71-74	Lot	30-63	.476	7-18	.389	7-11	.636	9	18	27	35.8	12	11	6	9	10	74	65.0	
vs Temple	11/22/2022	61-49	W	18-49	.367	10-27	.370	3-7	.429	9	24	33	35.3	18	15	16	5	1	49	62.3	
at Toledo	11/30/2022	67-90	L	31-63	.492	9-22	.409	19-23	.826	10	33	43	36.4	18	19	9	4	11	90	66.3	
at William & Mary	12/03/2022	57-58	L	23-51	.451	9-21	.429	3-4	.750	6	24	30	35.6	12	13	14	1	6	58	65.3	
Drake	12/10/2022	82-52	W	18-56	.321	3-21	.143	13-18	.722	4	24	28	34.8	21	5	13	3	6	52	63.8	
Fairleigh Dickinson	12/13/2022	77-48	W	19-61	.311	7-27	.259	3-4	.750	8	21	29	34.2	13	12	11	0	10	48	62.2	
vs Clemson	12/17/2022	57-85	L	32-66	.485	12-26	.462	9-13	.692	12	28	40	34.7	13	20	8	5	9	85	64.3	
Bucknell	12/21/2022	81-71	W	25-51	.490	11-23	.478	10-18	.556	8	25	33	34.6	13	13	15	3	3	71	64.8	
Coppin St.	12/28/2022	83-65	W	24-54	.444	8-22	.364	9-13	.692	4	24	28	34.1	22	8	13	0	4	65	64.8	
at George Mason	12/31/2022	58-62	L	22-45	.489	3-16	.188	15-27	.556	5	29	34	34.1	17	9	10	3	5	62	64.6	
George Washington	01/04/2023	73-63	W	25-61	.410	5-26	.192	8-9	.889	8	22	30	33.8	21	9	8	4	6	63	64.5	
Duquesne	01/07/2023	75-73	W	27-62	.435	11-31	.355	8-9	.889	11	25	36	33.9	25	14	10	2	2	73	65.1	
at Davidson	01/11/2023	61-57	W	20-56	.357	7-27	.259	10-14	.714	7	28	35	34.0	16	10	9	1	5	57	64.6	
at St. Bonaventure	01/14/2023	63-71	L	22-58	.379	8-21	.381	19-23	.826	8	26	34	34.0	18	7	8	3	6	71	64.9	
Rhode Island	01/17/2023	64-57	W	21-54	.389	8-22	.364	7-8	.875	5	24	29	33.7	16	10	14	5	6	57	64.5	
VCU	01/20/2023	62-74	L	26-55	.473	8-22	.364	14-17	.824	9	28	37	33.9	19	13	18	4	10	74	65.0	
at Massachusetts	01/25/2023	76-85	L	25-58	.431	11-23	.478	24-28	.857	10	29	39	34.1	20	18	7	4	3	85	66.0	
at Dayton	01/28/2023	60-86	L	34-60	.567	14-27	.519	4-4	1.000	5	28	33	34.1	10	25	8	3	5	86	66.9	
St. Bonaventure	02/01/2023	62-66	L	22-47	.468	8-16	.500	14-22	.636	5	27	32	34.0	15	10	14	3	5	66	66.8	
Fordham	02/05/2023	68-58	W	21-52	.404	4-18	.222	12-18	.667	9	22	31	33.9	24	7	14	2	8	58	66.5	
at George Washington	02/08/2023	105-107	Lot2	40-72	.556	14-29	.483	13-21	.619	13	31	44	34.3	23	22	12	2	5	107	68.1	
Total		1702		613-1439	.426	201-592	.340	275-384	.716	179	643	857	34.3	442	304	283	77	154	1702	68.1	
Richmond		1743		598-1365	.438	209-612	.342	338-456	.741	179	653	832	33.3	374	308	292	60	143	1743	69.7	

Opponents Averages

Games Played	Points/game	FG Pct	3FG Pct	FT Pct	Rebounds/game	Assists/game	Turnovers/game	Assist/Turnover ratio	Steals/game	Blocks/game
25	68.1	42.6	34.0	71.6	34.3	12.2	11.3	1.1	6.2	3.1



PTS-REB-AST

Opponent	Date	Score		1 NELSON,JAS	2 RANDOLPH,M	3 BURTON,TYL	4 BAILEY,DJI	5 CRABTREE,C	10 WEAVER,LIA	11 ROCHE,JASO	12 DREAD,MALC	15 GRACE,MATT	21 WALZ,MIKE	22 GUSTAVSON,
VMI	11/07/2022	69-48	W	13-2-3	5-1-0	12-11-2	7-8-1	DNP	DNP	6-3-0	DNP	1-4-3	0-1-0	5-2-1
UNI	11/11/2022	68-55	W	21-3-2	5-1-0	11-9-0	0-2-0	DNP	DNP	14-2-0	0-0-0	6-3-5	0-0-0	3-3-0
at Col. of Charleston	11/14/2022	90-92	Lot	10-3-4	0-1-0	38-6-4	0-1-0	DNP	DNP	3-3-0	DNP	16-5-3	DNP	4-4-1
Wichita St.	11/17/2022	53-56	L	7-4-7	0-0-0	15-8-1	1-0-2	DNP	DNP	6-2-0	DNP	DNP	DNP	2-1-1
vs Syracuse	11/21/2022	71-74	Lot	14-4-6	0-0-0	13-15-2	5-4-2	DNP	DNP	12-5-1	DNP	DNP	0-0-0	2-1-3
vs Temple	11/22/2022	61-49	W	13-4-2	3-3-3	18-6-3	0-1-0	DNP	DNP	6-2-0	DNP	DNP	0-0-0	12-6-2
at Toledo	11/30/2022	67-90	L	5-2-2	3-3-0	15-9-2	5-2-4	0-0-0	DNP	14-1-0	DNP	DNP	0-0-0	10-2-1
at William & Mary	12/03/2022	57-58	L	3-3-0	3-1-1	26-3-2	2-2-0	DNP	DNP	0-0-0	DNP	3-5-5	DNP	5-4-3
Drake	12/10/2022	82-52	W	19-4-1	0-2-0	17-7-2	2-4-1	3-0-0	DNP	7-1-0	DNP	4-6-2	4-3-0	2-2-0
Fairleigh Dickinson	12/13/2022	77-48	W	9-2-5	3-2-0	12-9-1	3-2-3	0-3-1	0-0-0	9-3-1	0-2-0	4-2-2	2-0-0	3-2-1
vs Clemson	12/17/2022	57-85	L	0-2-2	6-0-1	21-7-1	DNP	2-1-0	DNP	6-2-0	DNP	0-4-1	0-2-1	2-1-0
Bucknell	12/21/2022	81-71	W	12-2-2	0-0-0	29-5-3	DNP	DNP	DNP	7-2-1	DNP	20-4-3	DNP	7-4-4
Coppin St.	12/28/2022	83-65	W	8-1-4	5-0-1	20-8-1	DNP	0-0-0	DNP	16-3-0	DNP	8-1-2	0-2-0	8-8-2
at George Mason	12/31/2022	58-62	L	8-4-2	7-0-0	21-6-0	DNP	0-0-0	DNP	2-2-0	DNP	15-1-2	DNP	0-2-2
George Washington	01/04/2023	73-63	W	11-5-0	0-1-0	26-7-2	DNP	0-0-0	DNP	8-3-0	DNP	5-5-3	DNP	6-4-2
Duquesne	01/07/2023	75-73	W	8-3-2	2-1-0	23-8-0	DNP	DNP	DNP	5-1-0	DNP	5-6-4	DNP	7-0-1
at Davidson	01/11/2023	61-57	W	16-3-0	5-0-1	17-12-1	DNP	DNP	DNP	3-0-1	DNP	3-4-2	DNP	5-2-0
at St. Bonaventure	01/14/2023	63-71	L	6-4-2	0-1-3	15-5-2	DNP	DNP	DNP	9-0-0	DNP	16-5-1	DNP	0-4-1
Rhode Island	01/17/2023	64-57	W	9-1-0	3-2-0	23-7-1	0-1-0	DNP	DNP	4-1-0	DNP	4-5-3	DNP	7-6-0
VCU	01/20/2023	62-74	L	5-3-0	4-1-1	14-5-0	0-0-1	DNP	DNP	5-2-0	DNP	13-4-2	0-0-0	3-3-3
at Massachusetts	01/25/2023	76-85	L	5-3-2	3-0-2	20-10-2	DNP	DNP	DNP	7-1-0	DNP	3-5-1	DNP	7-3-2
at Dayton	01/28/2023	60-86	L	2-2-1	6-1-0	11-5-2	5-1-2	DNP	DNP	DNP	DNP	3-2-3	0-2-1	2-1-2
St. Bonaventure	02/01/2023	62-66	L	2-1-2	2-0-0	22-9-1	5-1-3	DNP	DNP	3-0-0	DNP	7-4-2	DNP	4-5-0
Fordham	02/05/2023	68-58	W	3-0-2	6-2-0	18-8-1	2-1-0	DNP	DNP	0-0-0	DNP	21-5-2	DNP	8-3-0
at George Washington	02/08/2023	105-107	Lot2	3-1-0	4-0-0	15-6-3	6-3-1	DNP	DNP	9-1-1	DNP	28-5-2	DNP	9-1-2

Opponent	Date	Score		24 BIGELOW,IS	25 SOUTHALL,Q	32 QUINN,NEAL	34 ARIZIN,GAB	35 NOYES,AIDA
VMI	11/07/2022	69-48	W	11-4-0	DNP	7-7-3	DNP	2-0-0
UNI	11/11/2022	68-55	W	0-7-0	DNP	8-5-3	0-1-0	0-0-0
at Col. of Charleston	11/14/2022	90-92	Lot	15-8-1	DNP	4-2-0	DNP	DNP
Wichita St.	11/17/2022	53-56	L	16-11-1	DNP	6-2-1	DNP	DNP
vs Syracuse	11/21/2022	71-74	Lot	17-2-0	DNP	8-9-2	DNP	DNP
vs Temple	11/22/2022	61-49	W	3-2-0	DNP	6-8-3	DNP	DNP
at Toledo	11/30/2022	67-90	L	12-6-0	DNP	3-3-4	DNP	0-0-0
at William & Mary	12/03/2022	57-58	L	5-6-0	DNP	10-1-3	DNP	DNP
Drake	12/10/2022	82-52	W	7-5-0	DNP	17-6-3	DNP	0-1-0
Fairleigh Dickinson	12/13/2022	77-48	W	17-6-2	0-0-0	9-5-3	0-0-0	6-1-0
vs Clemson	12/17/2022	57-85	L	5-5-0	DNP	10-2-3	DNP	5-0-0
Bucknell	12/21/2022	81-71	W	4-3-1	DNP	2-4-3	DNP	DNP
Coppin St.	12/28/2022	83-65	W	4-6-2	DNP	14-4-7	DNP	0-0-0
at George Mason	12/31/2022	58-62	L	1-12-0	DNP	4-2-2	DNP	DNP
George Washington	01/04/2023	73-63	W	9-8-0	DNP	8-1-3	DNP	DNP
Duquesne	01/07/2023	75-73	W	12-8-3	DNP	13-9-4	DNP	DNP
at Davidson	01/11/2023	61-57	W	6-8-4	DNP	6-6-3	DNP	DNP
at St. Bonaventure	01/14/2023	63-71	L	13-6-1	DNP	4-4-2	DNP	DNP
Rhode Island	01/17/2023	64-57	W	0-7-0	DNP	14-5-1	DNP	DNP
VCU	01/20/2023	62-74	L	8-3-1	DNP	8-5-2	DNP	2-1-0
at Massachusetts	01/25/2023	76-85	L	12-3-0	DNP	19-5-6	DNP	DNP
at Dayton	01/28/2023	60-86	L	19-4-0	DNP	12-4-1	DNP	0-1-0
St. Bonaventure	02/01/2023	62-66	L	7-6-1	DNP	10-3-2	DNP	DNP
Fordham	02/05/2023	68-58	W	4-6-0	DNP	6-3-0	DNP	DNP
at George Washington	02/08/2023	105-107	Lot2	18-9-3	DNP	13-5-4	DNP	DNP



SPECIALTY STATS

DATE	OPPONENT	PTS/TO	PAINT	2ND CHANCE	FAST BREAK	BENCH	TIES	LEAD CHANGES	LEADING	TRAILING	LEAD LOST/DEFICIT OVERCOME
11/7	VMI	12	30	7	14	31	0	1	32:06	6:19	Trailed by 5 (1st - 17:50)
11/11	Northern Iowa	7	30	8	0	19	5	4	31:08	5:19	Trailed by 4 (1st - 14:25)
11/14	Charleston	11	30	7	7	18	4	2	6:01	36:59	Led by 5 (OT - 2:44)
11/17	Wichita State	14	18	6	11	7	1	6	4:47	32:48	Led by 6 (2nd - 9:35)
11/21	Syracuse	8	26	9	10	17	8	16	13:30	24:51	Led by 5 (2nd - 5:54)
11/22	Temple	16	26	11	4	9	2	5	25:17	13:27	Trailed by 9 (1st - 8:59)
11/30	Toledo	15	18	13	7	22	2	12	7:16	31:34	Led by 3 (1st - 13:02)
12/3	William & Mary	17	22	7	2	13	2	5	8:02	29:11	Led by 6 (2nd - 4:22)
12/10	Drake	16	46	4	12	23	0	0	38:28	--	--
12/13	Fairleigh Dickinson	19	32	8	0	40	0	0	39:34	--	--
12/17	Clemson	3	26	2	3	24	0	0	--	39:17	--
12/21	Bucknell	20	32	5	6	11	1	5	29:24	8:36	Trailed by 5 (1st - 14:16)
12/28	Coppin State	14	28	6	4	25	8	12	32:07	3:41	Trailed by 4 (1st - 5:37)
12/31	George Mason	6	20	9	0	10	6	8	17:21	17:44	Led by 6 (1st - 12:37)
1/4	GW	9	32	0	9	17	10	10	20:41	12:15	Trailed by 5 (1st - 8:21)
1/7	Duquesne	14	32	16	3	19	6	11	12:12	25:14	Trailed by 22 (1st - 4:03)
1/11	Davidson	8	22	3	11	14	0	1	35:08	3:17	Trailed by 6 (1st - 17:15)
1/14	St. Bonaventure	8	20	10	7	22	7	13	13:39	18:27	Led by 8 (2nd - 19:42)
1/17	Rhode Island	14	40	9	4	7	0	0	39:41	--	--
1/20	VCU	19	22	3	15	19	1	6	2:27	36:58	Led by 3 (1st - 15:44)
1/25	Massachusetts	8	20	10	12	22	12	14	16:20	19:05	Led by 7 (1st - 4:14)
1/28	Dayton	11	36	9	0	30	1	7	5:26	33:29	Led by 3 (1st - 14:14)
2/1	St. Bonaventure	15	24	5	5	14	4	4	2:20	34:55	Led by 1 (2nd - 12:11)
2/5	Fordham	12	20	6	6	13	5	4	10:28	26:30	Trailed by 11 (2nd - 12:12)
2/8	GW	17	44	13	9	34	8	9	13:19	31:18	Led by 5 (2nd - 1:07)

UNIVERSITY OF RICHMOND FACTS

- Ranked 18th among "Best Liberal Arts Colleges" (US News & World Report)

According to the Princeton Review:

- Ranked 3rd for "Most Beautiful Campus"
- Ranked 5th for Best Athletic Facilities
- No. 7 "Best-Run" college in the country
- Ranked 8th for "Best Classroom Experience"
- Ranked 10th for "Quality of Life"

Robins Business School ranked 18th in nation (Poets & Quants)

8:1 faculty-staff ratio; two-thirds of classes have < 20 students

University endowment valued at more than \$3.3 billion

Founded in 1830, sixth oldest school in Virginia

UNIVERSITY OF RICHMOND ALUMNI

Kenny Atkinson Former Brooklyn Nets Head Coach

Sean Casey Three-Time MLB All-Star

Joe Douglas New York Jets General Manager

Tim Finchem Former PGA TOUR Commissioner

Douglas Freeman Historian, 2-time Pulitzer Prize winner

Tim Hightower Former NFL Running Back

Melanie Healey Former Procter & Gamble President

Brian Jordan Former MLB & NFL Player

Todd McShay ESPN NFL Draft Analyst

Leland Melvin NASA Astronaut

Johnny Newman Former NBA Player (UR's all-time leading scorer)

Lil Dicky Rapper & star of FX's *Dave*



FAMILY BUSINESS

Several Spiders have family members who participated in college athletics.

Tyler Burton's father Quinton played at Providence and helped the Friars to a pair of NCAA Tournament appearances in 1989 and 1990. He scored 11.1 PPG as a senior. When he was being recruited, his final two schools were Providence and Richmond.

Gabe Arizin is the grandson of Basketball Hall-of-Famer Paul Arizin, a 10-time NBA All-Star who twice led the league in scoring. He attended Villanova and led the nation in scoring as a senior in 1950. His No. 11 jersey has been retired by the school. He was inducted into the College Basketball Hall of Fame in 2006. Gabe's father Mike played at William & Mary and La Salle. He earned All Southern-Conference honors following his freshman and sophomore seasons at W&M.

Jason Nelson's father Jason Nelson Sr. played basketball at Virginia Union University and was a member of the school's 2005 team that won the NCAA Division II National Championship. Malcolm Dread's brother Myles plays basketball at Penn State, and his father Aaron played basketball at Millersville University in Pennsylvania.

Connor Crabtree has had three members of his immediate family play college basketball. His dad Keith and his mom Carol played basketball at Longwood University. His older brother Keegan played at D-II Lees-McCrae College.


Andre Gustavson's younger brother Nikolas plays basketball at North Alabama in the Atlantic Sun conference. His mother Natali played for the Azerbaijan national women's basketball team.

Matt Grace's father Kelly played at Brock University in Canada, where he scored more than 1,500 points and collected more than 1,000 rebounds. Grace's younger brother Mike plays lacrosse at the Rochester Institute of Technology.

Jason Roche's cousin Christine Cleary played basketball at Wisconsin, while another cousin Joe Cleary ran track for the Badgers.

Quentin Southall is the son of Cornelius Southall, who played defensive back for Notre Dame and led the Irish to a national championship in 1988.

Neal Quinn's dad William played college golf at St. John's University, and Liam Weaver's father Tim ran track at Tulsa.



PAUL ARIZIN

SPIDER BITES

BASKETBALL (AND OTHER THINGS)

Who is the greatest basketball player of all time? More than half (9 of 16, or 56 percent) chose LeBron James. Michael Jordan, with four votes, was the only other player picked more than once. When it comes to athletic skills off the court, five Spiders (Dji Bailey, Isaiah Bigelow, Malcolm Dread, Jason Nelson, Marcus Randolph) named football as their best sport outside of basketball, edging out golf and baseball (three votes each) as the most popular answer. The choice was easy for Liam Weaver, a three-time All-State soccer selection in high school, and Canadian Matt Grace, who went with a national obsession in ice hockey. Tyler Burton chose tennis, while Neal Quinn said he excels at a different racket sport: badminton. When it comes to playing basketball for Richmond, half of the Spiders said they prefer to wear UR's home whites uniform, twice as many as both road blues and alternate reds (both 25 percent).



FOOD FOR THOUGHT

The Spiders recognize the need to load up on food that will give them the fuel needed to make it through the day. Broccoli is the favorite vegetable of a team-high five Spiders (31 percent), while pineapples, strawberries, and watermelons split the favorite fruit title, with three votes each. When that extra kick needs to come from more artificial sources, the Spiders are divided on a preferred caffeine source, with five players each choosing coffee, tea, and energy drinks. Of course, even the most healthy-minded college students can lose their way at times. When that happens, the Spiders prefer Chick-fil-A as their fast food restaurant of choice (7 of 16 votes, four more than any other restaurant) and will choose pepperoni on their pizza (the favorite topping for eight Spiders, five more than runner-up bacon). When the Spiders are forced to cook for themselves, their best bet seems to be pasta. Six of the 16 Spiders said the best dish they can cook involves some type of noodle, including everything from chicken alfredo (Isaiah Bigelow & Michael Walz) to the somewhat less-refined ramen noodles (Marcus Randolph).



STAGE FRIGHT

Overall, the Spiders are a brave bunch. 75 percent of them have no problems riding roller coasters (although Dji Bailey, Connor Crabtree, Malcolm Dread, and Aidan Noyes will pass). And six of them (38 percent) have braved the tattoo needle, with Mo Dread sporting a team-high eight tattoos. When forced to confess one thing they are afraid of, a team-high four players chose heights (Jason Nelson, Aidan Noyes, Jason Roche, Michael Walz). Other answers included clowns (Dji Bailey), cockroaches (Andre Gustavson), dolls (Quentin Southall), snakes (Neal Quinn), and -- incredibly -- Spiders, with Tyler Burton, Connor Crabtree, and Liam Weaver saying they are afraid of the UR mascot. Spider-Man is the favorite superhero of three Spiders (Isaiah Bigelow, Andre Gustavson, Quentin Southall), the second-most popular choice among the team but far behind Batman, the favorite superhero of 11 Spiders (69 percent).



LEISURE WEAR

The life of a Division I student-athlete doesn't allow for a great deal of leisure time, but when they do get some time for recreation and vacation, 11 of the 16 Spiders are more likely to head to the ocean rather than a lake (four) or river (one - Jason Nelson, a native of Richmond, Va. AKA River City). Opinions are more divided when it comes to the ideal climate, season, or place to travel. By a nine to seven margin, the Spiders say they would rather be cold than hot. But spring is the season of choice for a team-high seven Spiders, with summer, fall, and winter each receiving three votes. When it comes to international travel, Ireland would be the preferred destination for a team-high three Spiders (Malcolm Dread, Neal Quinn, Jason Roche). The other countries to receive multiple votes were Japan (Dji Bailey, Liam Weaver), Greece (Tyler Burton, Michael Walz), Italy (Connor Crabtree, Quentin Southall), and Burkina Faso (Gabe Arizin, Matt Grace). When vacation turns to staycation, the Spiders have opinions about how to fill their free time. A team-high five players say The Lion King is their favorite Disney movie, narrowly edging out Ratatouille (three votes). For a second-screen experience while watching Simba, the Spiders choose Instagram as their favorite social media app, with IG outpacing twitter nine votes to five. Two Spiders, Connor Crabtree and Malcolm Dread, opt for Tik Tok instead.



TURN ME UP

When it comes time to get ready for a game, a team-high five Spiders said Drake is the artist most likely to be on their headphones. Lil Baby (four), J-Cole (two), and Rod Wave (two) also received multiple votes. While all 16 Spiders chose rap as their preferred pregame music, their responses when they were asked about the first concert they ever attended were more varied. Gabe Arizin's first concert was a show by the Black-Eyed Peas, while Jason Roche's was country singer Luke Bryan. Liam Weaver (Train) and Matt Grace (Weezer) saw alternative rock acts at their first concerts, while Tyler Burton opted for something a little harder, attending a Marilyn Manson and Rob Zombie show. The least surprising answer came from Marcus Randolph, who said his first concert was a show by Robert Randolph and the Family Band. His father, Marcus Randolph Sr., is the drummer of the four-time Grammy-nominated blues/funk/gospel group.



INDIVIDUAL GAME HIGHS

POINTS	38		Tyler Burton at Col. of Charleston (11/14/2022)
	29		Tyler Burton vs Bucknell (12/21/2022)
	28		Matt Grace at George Washington (02/08/2023)
	26		Tyler Burton vs George Washington (01/04/2023)
	26		Tyler Burton at William & Mary (12/03/2022)
FIELD GOALS MADE	13		Tyler Burton at Col. of Charleston (11/14/2022)
	11		Tyler Burton vs Bucknell (12/21/2022)
FIELD GOAL ATTEMPTS	21		Tyler Burton at William & Mary (12/03/2022)
	20		Tyler Burton vs Rhode Island (01/17/2023)
	20		Tyler Burton at Col. of Charleston (11/14/2022)
FIELD GOAL PERCENTAGE (min 5 made)	.889	(8-9)	Neal Quinn vs Drake (12/10/2022)
	.875	(7-8)	Neal Quinn vs Coppin St. (12/28/2022)
3 PT FG MADE	6		Tyler Burton vs Bucknell (12/21/2022)
	5		Matt Grace at George Washington (02/08/2023)
3 PT FG ATTEMPTS	10		Isaiah Bigelow vs Wichita St. (11/17/2022)
	9		Matt Grace at George Washington (02/08/2023)
	9		Matt Grace at George Mason (12/31/2022)
	9		Isaiah Bigelow vs Syracuse (N) (11/21/2022)
3 PT FG PERCENTAGE (min 2 made)	1.000	(6-6)	Tyler Burton vs Bucknell (12/21/2022)
	1.000	(3-3)	Jason Nelson vs Drake (12/10/2022)
	1.000	(2-2)	Andre Gustavson vs Coppin St. (12/28/2022)
	1.000	(2-2)	Andre Gustavson at Toledo (11/30/2022)
	1.000	(2-2)	Matt Grace at Col. of Charleston (11/14/2022)
FREE THROWS MADE	11		Tyler Burton vs St. Bonaventure (02/01/2023)
	9		Matt Grace vs Fordham (02/05/2023)
	9		Isaiah Bigelow at St. Bonaventure (01/14/2023)
	9		Tyler Burton at Davidson (01/11/2023)
FREE THROW ATTEMPTS	13		Neal Quinn vs Duquesne (01/07/2023)
	12		Tyler Burton vs St. Bonaventure (02/01/2023)
	12		Tyler Burton at Davidson (01/11/2023)
FREE THROW PERCENTAGE (min 3 made)	1.000	(8-8)	Tyler Burton at Col. of Charleston (11/14/2022)
	1.000	(6-6)	Matt Grace vs VCU (01/20/2023)
	1.000	(6-6)	Isaiah Bigelow vs George Washington (01/04/2023)
	1.000	(6-6)	Isaiah Bigelow at Col. of Charleston (11/14/2022)
	1.000	(4-4)	Isaiah Bigelow vs St. Bonaventure (02/01/2023)
	1.000	(4-4)	Isaiah Bigelow at Massachusetts (01/25/2023)
	1.000	(4-4)	Isaiah Bigelow vs VCU (01/20/2023)
	1.000	(4-4)	Tyler Burton vs Rhode Island (01/17/2023)
	1.000	(4-4)	Jason Nelson vs Rhode Island (01/17/2023)
	1.000	(4-4)	Andre Gustavson vs George Washington (01/04/2023)
	1.000	(4-4)	Jason Roche vs Coppin St. (12/28/2022)
	1.000	(4-4)	Neal Quinn at William & Mary (12/03/2022)
	1.000	(4-4)	Matt Grace at Col. of Charleston (11/14/2022)
	1.000	(3-3)	Isaiah Bigelow vs Wichita St. (11/17/2022)
REBOUNDS	15		Tyler Burton vs Syracuse (N) (11/21/2022)
	12		Tyler Burton at Davidson (01/11/2023)
	12		Isaiah Bigelow at George Mason (12/31/2022)
ASSISTS	7		Neal Quinn vs Coppin St. (12/28/2022)
	7		Jason Nelson vs Wichita St. (11/17/2022)
STEALS	5		Tyler Burton at Davidson (01/11/2023)
	4		Tyler Burton vs Rhode Island (01/17/2023)
	4		Tyler Burton vs George Washington (01/04/2023)
BLOCKED SHOTS	3		Neal Quinn vs Fairleigh Dickinson (12/13/2022)
	3		Matt Grace at William & Mary (12/03/2022)
TURNOVERS	6		Tyler Burton vs VCU (01/20/2023)
	5		Neal Quinn vs St. Bonaventure (02/01/2023)
	5		Tyler Burton at Davidson (01/11/2023)
	5		Jason Nelson vs George Washington (01/04/2023)
	5		Neal Quinn vs Clemson (N) (12/17/2022)
	5		Jason Nelson vs Wichita St. (11/17/2022)
FOULS	5		Tyler Burton at Col. of Charleston (11/14/2022)
	5		Andre Gustavson at George Washington (02/08/2023)
	5		Dji Bailey at George Washington (02/08/2023)
	5		Andre Gustavson at Col. of Charleston (11/14/2022)





CHRIS MOONEY

HEAD COACH

18th SEASON

PRINCETON, 1994

In his first 17 seasons at Richmond, Chris Mooney led the Spiders to their only two Atlantic 10 championships, three NCAA Tournaments, seven 20-win seasons, and nine postseason appearances while amassing more wins than any other coach in program history (312 entering the 2022-23 season).

Mooney ranks among the longest-tenured and most successful coaches in Atlantic 10 history. The 2022-23 season is Mooney's 18th with the Spiders, giving him the third-longest tenure by a coach at a single school in conference history (John Chaney - 24 seasons at Temple; Phil Martelli - 24 seasons at Saint Joseph's). In his first 17 seasons, Mooney amassed 154 conference wins, the fourth most by a coach in A-10 history, and 312 total wins, the fifth most by a coach in A-10 history. Mooney is one of 11 coaches to ever win multiple A-10 titles, and only four coaches have won more A-10 championships than Mooney's two: John Chaney (6), John Calipari (5), Phil Martelli (3), and Fran Dunphy (3).

In 2021-22, Mooney and the Spiders captured the second A-10 title in program history and upset Big Ten champion Iowa in the First Round of the NCAA Tournament. Richmond won four games in four days to win the Atlantic 10, opening with a win against 11-seed Rhode Island and then defeating 3-seed VCU, 2-seed Dayton, and 1-seed Davidson. The Spiders overcame 15-point deficits against URI and Dayton, two of UR's six comeback wins of 14 or more points during the season, and defeated Davidson 64-62 in the A-10 final after trailin'g by six points with 90 seconds remaining. Richmond earned a 12 seed in the Midwest Region of the NCAA Tournament and a match up with Big Ten champion Iowa, a 5 seed, in the First Round. Days after being named Most Outstanding Player of the A-10 Tournament, Jacob Gilyard led all players with 24 points and six assists and Nathan Cayo recorded a pair of 'And-1's' in the final 90 seconds to lead UR to a 67-63 win and secure the sixth trip to the Second Round of the NCAA Tournament in program history. The win was Richmond's ninth NCAA Tournament win when seeded 12th or lower, more than twice as many as any other school in Tournament history. Richmond finished 24-13, the fourth-most wins ever by a Spiders team, and Mooney was named UR's Coach of the Year by the school's Student-Athlete Advisory Council (SAAC). After setting the NCAA Division I career steals record in December, Gilyard was a semifinalist for the Naismith National Defensive Player of the Year, a Lefty Driesell Defensive All-American, and the Virginia State Defensive Player of the Year. In April, he won the Senior CLASS Award as the top senior or graduate student-athlete in NCAA Division I Men's Basketball. Gilyard also earned A-10 All-Conference honors for a fourth straight season. Tyler Burton led Richmond in scoring and rebounding and was named Second Team All-Atlantic 10 by the conference and First Team All-Atlantic 10 by the NABC. Burton totaled the 14th-most points, 594, and the seventh-most rebounds, 285, in a season in program history. Grant Golden was named to the A-10 All-Tournament Team and finished his Spiders career with the second-most points (2,246), third-most rebounds (1,015), and fourth-most assists (476) in Spiders history.

Mooney and the Spiders posted a 14-9 record in the COVID-shortened 2020-21 season and advanced to the quarterfinals of the NIT. Richmond opened the season by winning the Bluegrass Showcase in Lexington, Ky. The Spiders beat 10th-ranked Kentucky in the final game for the program's first road win ever vs a team in the top 10 of the Associated Press Poll. UR rose as high as 19th in the AP Top 25 during its 4-0 start, the best ranking for the Spiders since December 1957. Richmond earned a 2-seed in the NIT and defeated MAC regular-season champion Toledo in the First Round despite playing without its two leading scorers, Blake Francis and Grant Golden, who were sidelined with injuries. Jacob Gilyard broke Richmond's career assists record while leading the nation in steals for a second straight season and being named a Lefty Driesell Defensive All-American. Tyler Burton earned the A-10's Chris Daniels Award, given to the conference's most improved player. He was one of four Spiders to earn A-10 honors, as Francis, Gilyard, and Golden landed on the league's All-Conference teams for a second straight season.

In 2019-20, Mooney led Richmond to one of the best regular seasons in program history and was on the verge of taking the Spiders to the NCAA Tournament when the postseason was canceled due to COVID-19. The Spiders went 24-7, tying the school record for regular-season wins, and posted three wins over power-conference opponents, including a victory over eventual Big Ten champion Wisconsin in the Legends Classic. Richmond went 14-4 in conference play, a program record for conference wins in a season, and finished second in the Atlantic 10, the highest regular-season finish for UR since joining the conference in 2001. Mooney's Spiders relied on a starting lineup comprised entirely of juniors, three of whom -- Jacob Gilyard, Blake Francis, and Grant Golden -- earned All-Atlantic 10 honors following the season. Gilyard was also named A-10 Defensive Player of the Year and was a semifinalist for the Naismith National Defensive Player of the Year Award after leading D-I with 99 steals, a single-season school record. The Spiders received votes in the AP Top 25 six times, including a season-high six in the final poll of the season.

2009-10 and 2010-11 are remembered as two of the top seasons in Mooney's coaching career and in Spider basketball history. In 2011, Richmond defeated Dayton in the A-10 championship game to earn Mooney's first conference championship, the Spiders first title since Richmond joined the Atlantic 10 in 2001. The Spiders would go on to the second Sweet 16 in program history by downing Vanderbilt and Morehead State in the NCAA Denver Subregional. Richmond finished 29-8, set a school record for wins, and finished 21st in the coaches poll.

In 2010, Richmond earned its first NCAA at-large bid since 2004, garnering a seven seed before falling in the first round of the tournament. Mooney was named the 2010 Sporting News Atlantic 10 Coach of the Year, and was a finalist for the 2010 Jim Phelan National Coach of the Year award. The Spiders finished the season ranked 24th in the final AP Top 25.

Mooney previously coached at Air Force for five seasons: three as an assistant, one as an associate head coach and his final season as head coach. In 2004-05, Mooney led the Falcons to an 18-12 record and votes in the national polls. His 18 victories were the most by a first-year head coach at Air Force.

Mooney began coaching at the high school level, taking a job at Lansdale Catholic High School in Lansdale, Pa., in 1994. His first college coaching experience came at Division III Beaver College, now known as Arcadia University. He spent two seasons there from 1998-2000. While at Beaver College, Mooney only coached part-time, spending much of his time as an event coordinator. He helped plan weddings and events while also serving as the team manager. Mooney is married to the former Lia Chomat, a Princeton graduate who also has a doctorate in psychology from Penn. The couple has two sons, Danny and Ryan.

COACHING HONORS

2022 Richmond Athletics Coach of the Year
2010 Sporting News Atlantic 10 Coach of the Year
2010 Jim Phelan National Coach of the Year Finalist

POSTSEASON ACCOMPLISHMENTS

2022 NCAA Second Round
2022 Atlantic 10 Champions
2021 NIT Quarterfinals
2017 NIT Quarterfinals
2015 NIT Quarterfinals
2013 CBI Quarterfinals
2011 NCAA Sweet 16
2011 Atlantic 10 Champions
2010 NCAA First Round
2009 CBI Semifinals
2008 CBI First Round

AS A D-I HEAD COACH

YEAR	SCHOOL	RECORD	CONF.	FINISH
2022-23	Richmond	12-13	5-7	--
2021-22	Richmond	24-13	10-8	6th
2020-21	Richmond	14-9	6-5	8th
2019-20	Richmond	24-7	14-4	2nd
2018-19	Richmond	13-20	6-12	t-10th
2017-18	Richmond	12-20	9-9	t-5th
2016-17	Richmond	22-13	13-5	t-3rd
2015-16	Richmond	16-16	7-11	9th
2014-15	Richmond	21-14	12-4	4th
2013-14	Richmond	19-14	8-8	7th
2012-13	Richmond	19-15	8-8	t-8th
2011-12	Richmond	16-16	7-9	t-9th
2010-11	Richmond	29-8	13-3	3rd
2009-10	Richmond	26-9	13-3	3rd
2008-09	Richmond	20-16	9-7	t-5th
2007-08	Richmond	16-15	9-7	t-4th
2006-07	Richmond	8-22	4-12	t-12th
2005-06	Richmond	13-17	6-10	t-11th
2004-05	Air Force	18-12	9-5	3rd
Richmond (2005-pres.)		324-257 (.558)	159-134 (.543)	
Air Force (2004-05)		18-12 (.600)	9-5 (.643)	
Career Record (D-I only)		342-269 (.560)	168-139 (.547)	

Head Coach, Richmond, 2005-present
Head Coach, Air Force, 2004-05
Associate Head Coach, Air Force, 2003-04
Assistant Coach, Air Force, 2000-03
Head Coach, Arcadia University (Div III), 1997-00

AS A PLAYER

A 1994 graduate with a B.A. in English, Mooney led Princeton to two Ivy League titles. The four-year letterwinner amassed 1,071 points and started all 107 games in his career.





#1 JASON NELSON G | R-FR | 5'10" | 175 RICHMOND, VA JOHN MARSHALL

REDSHIRT FRESHMAN (2022-23)

GAME-BY-GAME

1/17 vs Rhode Island - Scored all 9 of his points in the 2nd half ... 1/11 at Davidson - Led all players with 12 points in the 1st half, including four three-pointers ... 1/7 vs Duquesne - Scored all 8 of his points in 2nd half as UR erased a 22-point deficit to win ... 12/31 at George Mason - Scored all 8 of his points after halftime after being limited to 3 minutes due to foul trouble in the 1st half ... 12/12 - Named A-10 Rookie of the Week for his performance vs Drake ... Became 1st player to win award multiple times this season and first Spider to win award multiple times since Grant Golden in 2017-18 ... 12/10 vs Drake - Scored a game-high 19 points while shooting 3-3 from three-point range ... 11/21 vs Syracuse - Scored all 14 of his points in the 2nd half and OT ... 11/14 - Named A-10 Rookie of the Week after averaging a team-high 17 PPG in a pair of opening-week wins ... first Spider to win A-10 Rookie of the Week since Dec. 31, 2018 (Jake Wojcik) ... 11/11 vs UNI - Scored a game-high 21 points, the most by a UR freshman in a November game since Nov. 25, 2017 (Grant Golden vs Georgetown) ... 11/7 vs VMI - Led Richmond with 13 points in his first career start ... Scored all 13 of his points after halftime

REDSHIRT (2021-22)

- Led Richmond's scout team while redshirting

HIGH SCHOOL

- 2020 Virginia Class 2 Player of the Year ... averaged 17.3 points, 5.9 assists, 3.8 rebounds per game
- 2020 First Team All-Metro selection by the Richmond Times-Dispatch
- Led John Marshall High School to Virginia Class 2 state title in 2020
- Did not play as a high school senior due to COVID-19
- Played first two high school seasons at Varina High School ... Led team to 25-2 record and Class 5 state semifinals in 2019 and 26-2 record and Class 5 state title in 2018
- Won state titles for two different schools in his three high school seasons ... teams posted a combined record of 75-6
- Committed to Richmond in June 2020
- Chose Richmond after narrowing his options to UR and Vanderbilt ... Also received an offer from UR's A-10 rival VCU
- No. 12 recruit in Virginia's Class of 2021 by 247Sports.com

PERSONAL

- Son of Jennifer and Jason ... Father Jason Nelson Sr. played basketball at Virginia Union University and helped team to 2005 NCAA Division II Championship
- Has four younger siblings: brothers Cameron and Jayden and sisters Kennedy and London
- Born on April 16, 2002

CAREER HIGHS

Statistic	Value	
Points	21	vs UNI 11/11/22
Rebounds	5	vs George Washington 01/04/23
Assists	7	vs Wichita St. 11/17/22
Steals	2	6 times
Blocks	1	at St. Bonaventure 01/14/23
FG Made	9	vs UNI 11/11/22
FG Attempts	15	vs UNI 11/11/22
3FG Made	4	vs Syracuse 11/21/22, at Davidson 01/11/23
3FG Attempts	6	4 times
FT Made	5	vs Coppin St. 12/28/22, vs Temple 11/22/22
FT Attempts	8	vs VMI 11/07/22

CAREER STATS

SEASON	TEAM	GP-GS	MIN	AVG	FG-FGA	FG%	3FG-3FGA	3FG%	FT-FTA	FT%	OFF	DEF	TOT	AVG	PF-FO	A	TO	BLK	STL	PTS	AVG
2022-23	UR	25-22	704	28.2	70-193	.363	27-92	.293	45-64	.703	11	55	66	2.6	46-0	53	51	1	19	212	8.5
TOTAL		25-22	704	28.2	70-193	.363	27-92	.293	45-64	.703	11	55	66	2.6	46-0	53	51	1	19	212	8.5

GAME LOGS

Opponent	Date	GS	MIN	Total		3-Pointers		Free throws		Rebounds				PF	A	TO	BLK	STL	PTS	AVG
				FG-FGA	PCT	3FG-3FGA	PCT	FT-FTA	PCT	OFF	DEF	TOT	AVG							
VMI	11/07/2022	*	28:26	5-10	.500	1-4	.250	2-8	.250	0	2	2	2.0	4	3	0	0	2	13	13.0
UNI	11/11/2022	*	31:08	9-15	.600	1-5	.200	2-2	1.000	0	3	3	2.5	1	2	3	0	1	21	17.0
at Col. of Charleston	11/14/2022	*	41:06	3-12	.250	0-2	.000	4-7	.571	1	2	3	2.7	2	4	1	0	0	10	14.7
Wichita St.	11/17/2022	*	35:06	3-11	.273	0-5	.000	1-2	.500	0	4	4	3.0	0	7	5	0	2	7	12.8
vs Syracuse	11/21/2022	*	36:21	5-9	.556	4-6	.667	0-0	.000	3	1	4	3.2	4	6	2	0	2	14	13.0
vs Temple	11/22/2022	*	34:09	3-9	.333	2-5	.400	5-6	.833	2	2	4	3.3	1	2	2	0	2	13	13.0
at Toledo	11/30/2022	*	25:56	1-5	.200	0-1	.000	3-4	.750	0	2	2	3.1	3	2	3	0	2	5	11.9
at William & Mary	12/03/2022	*	27:13	1-6	.167	1-5	.200	0-0	.000	0	3	3	3.1	2	0	0	0	1	3	10.8
Drake	12/10/2022	*	28:26	6-9	.667	3-3	1.000	4-5	.800	0	4	4	3.2	2	1	2	0	1	19	11.7
Fairleigh Dickinson	12/13/2022	*	23:50	3-7	.429	1-5	.200	2-2	1.000	0	2	2	3.1	2	5	2	0	0	9	11.4
vs Clemson	12/17/2022	*	24:22	0-4	.000	0-1	.000	0-0	.000	0	2	2	3.0	1	2	3	0	1	0	10.4
Bucknell	12/21/2022	*	36:45	5-12	.417	1-3	.333	1-1	1.000	1	1	2	2.9	3	2	2	0	2	12	10.5
Coppin St.	12/28/2022	*	31:04	1-9	.111	1-6	.167	5-6	.833	0	1	1	2.8	1	4	2	0	1	8	10.3
at George Mason	12/31/2022	*	18:25	4-7	.571	0-1	.000	0-0	.000	0	4	4	2.9	4	2	1	0	0	8	10.1
George Washington	01/04/2023	*	31:49	3-8	.375	2-5	.400	3-4	.750	1	4	5	3.0	2	0	5	0	1	11	10.2
Duquesne	01/07/2023	*	32:32	3-10	.300	1-6	.167	1-2	.500	0	3	3	3.0	1	2	1	0	0	8	10.1
at Davidson	01/11/2023	*	32:09	5-8	.625	4-6	.667	2-3	.667	0	3	3	3.0	0	0	3	0	0	16	10.4
at St. Bonaventure	01/14/2023	*	29:12	2-7	.286	0-4	.000	2-2	1.000	1	3	4	3.1	3	2	4	1	0	6	10.2
Rhode Island	01/17/2023	*	25:35	2-5	.400	1-2	.500	4-4	1.000	1	0	1	2.9	1	0	1	0	0	9	10.1
VCU	01/20/2023	*	31:06	2-6	.333	1-5	.200	0-0	.000	0	3	3	3.0	1	0	3	0	0	5	9.9
at Massachusetts	01/25/2023	*	31:12	1-6	.167	1-2	.500	2-4	.500	1	2	3	3.0	3	2	1	0	1	5	9.6
at Dayton	01/28/2023	*	23:28	1-4	.250	0-1	.000	0-0	.000	0	2	2	2.9	0	1	2	0	0	2	9.3
St. Bonaventure	02/01/2023		15:01	0-5	.000	0-2	.000	2-2	1.000	0	1	1	2.8	3	2	1	0	0	2	9.0
Fordham	02/05/2023		19:58	1-6	.167	1-4	.250	0-0	.000	0	0	0	2.7	0	2	2	0	0	3	8.7
at George Washington	02/08/2023		10:09	1-3	.333	1-3	.333	0-0	.000	0	1	1	2.6	2	0	0	0	0	3	8.5
Totals		22	704:27	70-193	.363	27-92	.293	45-64	.703	11	55	66	2.6	46	53	51	1	19	212	8.5





#2 MARCUS RANDOLPH
G | SO | 6'5" | 195
WILLINGBORO, NJ
ARCHBISHOP WOOD (PA)

SOPHOMORE (2022-23)

GAME-BY-GAME

12/31 at George Mason - Scored a career-best 7 points, all in the 1st half ...
 12/17 vs Clemson - Scored a career-high 6 points, tied for third most among Spiders ...
 11/22 vs Temple - Played a career-high 21 minutes, recording career highs in rebounds (3) and assists (3) while helping to defend Temple's Khalif Battle ...
 Mooney after the game: "He enabled us to play a little smaller because he's tough enough and physical enough to bang with big guys and quick enough to guard on the perimeter."

FRESHMAN (2021-22)

- Appeared in nine games, recording five points and an assist
- Made a corner three-pointer vs Hofstra on Nov. 21 for his first college points

HIGH SCHOOL

- Two-time All-State selection, two-time All-Catholic League selection at Archbishop Wood High School
- 2021 Courier Times Player of the Year ... Averaged 16.6 points, 5.4 rebounds, and 4.7 assists per game
- Led Archbishop Wood to a 19-1 record, Philadelphia Catholic League title, and runner-up finish in Class 6A state tournament in 2021 ... Archbishop Wood was ranked among top 10 teams in the nation by various organizations during the 2020-21 season
- 1 of four D-I basketball players in his class at Archbishop Wood
- Played at Willingboro High School (NJ) his first two high school seasons
- Received more than a dozen D-I offers, including UR's A-10 rival La Salle
- Committed to Richmond in September 2020

PERSONAL

- Son of Trisha and Marcus Sr.
- Has a younger sister Tristen
- Born on January 12, 2003

CAREER HIGHS

Statistic	Value	
Points	7	at George Mason 12/31/22
Rebounds	3	at Toledo 11/30/22, vs Temple 11/22/22
Assists	3	at St. Bonaventure 01/14/23, vs Temple 11/22/22
Steals	1	6 times
Blocks	1	vs VCU 01/20/23, at George Washington 02/08/23
FG Made	3	at George Mason 12/31/22, at Dayton 01/28/23
FG Attempts	6	at Dayton 01/28/23
3FG Made	1	12 times
3FG Attempts	3	at Toledo 11/30/22
FT Made	2	5 times

CAREER STATS

					Field Goals		3-Point		F-Throws		Rebounds										Scoring	
SEASON	TEAM	GP-GS	MIN	AVG	FG-FGA	FG%	3FG-3FGA	3FG%	FT-FTA	FT%	OFF	DEF	TOT	AVG	PF-FO	A	TO	BLK	STL	PTS	AVG	
2021-22	UR	9-0	29	3.2	2-7	.286	1-3	.333	0-0	.000	0	0	0	0.0	4-0	1	3	0	0	5	0.6	
2022-23	UR	25-0	300	12.0	25-55	.455	11-26	.423	14-21	.667	8	15	23	0.9	28-0	13	21	2	6	75	3.0	
TOTAL		34-0	329	9.7	27-62	.435	12-29	.414	14-21	.667	8	15	23	0.7	32-0	14	24	2	6	80	2.4	

GAME LOGS

Opponent	Date	GS	MIN	Total		3-Pointers		Free throws		Rebounds				PF	A	TO	BLK	STL	PTS	AVG
				FG-FGA	PCT	3FG-3FGA	PCT	FT-FTA	PCT	OFF	DEF	TOT	AVG							
VMI	11/07/2022		13:38	1-3	.333	1-2	.500	2-2	1.000	0	1	1	1.0	0	0	0	0	0	5	5.0
UNI	11/11/2022		10:34	1-2	.500	1-2	.500	2-2	1.000	0	1	1	1.0	2	0	2	0	1	5	5.0
at Col. of Charleston	11/14/2022		07:43	0-2	.000	0-1	.000	0-0	.000	1	0	1	1.0	1	0	0	0	1	0	3.3
Wichita St.	11/17/2022		04:42	0-0	.000	0-0	.000	0-0	.000	0	0	0	0.8	2	0	1	0	0	0	2.5
vs Syracuse	11/21/2022		01:46	0-0	.000	0-0	.000	0-0	.000	0	0	0	0.6	0	0	0	0	0	0	2.0
vs Temple	11/22/2022		20:58	1-1	1.000	1-1	1.000	0-0	.000	1	2	3	1.0	0	3	1	0	0	3	2.2
at Toledo	11/30/2022		20:33	1-5	.200	0-3	.000	1-2	.500	2	1	3	1.3	1	0	1	0	0	3	2.3
at William & Mary	12/03/2022		18:08	1-2	.500	1-1	1.000	0-0	.000	0	1	1	1.3	0	1	2	0	1	3	2.4
Drake	12/10/2022		10:27	0-1	.000	0-0	.000	0-0	.000	1	1	2	1.3	3	0	2	0	0	0	2.1
Fairleigh Dickinson	12/13/2022		10:53	1-2	.500	1-1	1.000	0-0	.000	0	2	2	1.4	0	0	1	0	0	3	2.2
vs Clemson	12/17/2022		15:56	2-3	.667	1-1	1.000	1-2	.500	0	0	0	1.3	2	1	0	0	1	6	2.5
Bucknell	12/21/2022		09:59	0-1	.000	0-1	.000	0-0	.000	0	0	0	1.2	2	0	1	0	0	0	2.3
Coppin St.	12/28/2022		15:44	2-3	.667	1-1	1.000	0-0	.000	0	0	0	1.1	3	1	1	0	0	5	2.5
at George Mason	12/31/2022		21:39	3-5	.600	1-1	1.000	0-0	.000	0	0	0	1.0	2	0	0	0	1	7	2.9
George Washington	01/04/2023		06:24	0-1	.000	0-0	.000	0-2	.000	1	0	1	1.0	2	0	1	0	0	0	2.7
Duquesne	01/07/2023		08:40	0-1	.000	0-1	.000	2-2	1.000	0	1	1	1.0	1	0	1	0	0	2	2.6
at Davidson	01/11/2023		12:28	2-3	.667	1-2	.500	0-0	.000	0	0	0	0.9	0	1	2	0	0	5	2.8
at St. Bonaventure	01/14/2023		11:32	0-2	.000	0-2	.000	0-0	.000	0	1	1	0.9	2	3	1	0	0	0	2.6
Rhode Island	01/17/2023		09:53	1-1	1.000	0-0	.000	1-1	1.000	1	1	2	1.0	0	0	1	0	0	3	2.6
VCU	01/20/2023		08:45	1-1	1.000	1-1	1.000	1-2	.500	0	1	1	1.0	1	1	1	1	0	4	2.7
at Massachusetts	01/25/2023		14:52	1-3	.333	1-2	.500	0-0	.000	0	0	0	1.0	1	2	1	0	0	3	2.7
at Dayton	01/28/2023		14:18	3-6	.500	0-1	.000	0-0	.000	0	1	1	1.0	0	0	0	0	0	6	2.9
St. Bonaventure	02/01/2023		08:46	0-1	.000	0-1	.000	2-2	1.000	0	0	0	0.9	1	0	1	0	1	2	2.8
Fordham	02/05/2023		11:57	2-2	1.000	0-0	.000	2-4	.500	1	1	2	1.0	2	0	0	0	0	6	3.0
at George Washington	02/08/2023		09:27	2-4	.500	0-1	.000	0-0	.000	0	0	0	0.9	0	0	0	1	0	4	3.0
Totals		0	299:43	25-55	.455	11-26	.423	14-21	.667	8	15	23	0.9	28	13	21	2	6	75	3.0





#3 TYLER BURTON

F | SR | 6'7" | 215
UXBRIDGE, MA
MARIANAPOLIS PREP (CT)

Most Career Points, UR History

Name	Pts	Years
13. Peter Woolfolk	1,604	1984-88
14. Ken Atkinson	1,549	1986-90
15. Terry Allen	1,491	2012-16
16. Jarod Stevenson	1,482	1994-98
17. Tyler Burton	1,479	2019-23

Most Career Rebounds, UR History

Name	Reb	Years
1. Ken Daniel	1,255	1952-56
2. Walt Lysaght	1,190	1952-56
3. Grant Golden	1,015	2016-22
4. Eric Poole	894	1994-98
5. Peter Woolfolk	859	1984-88
6. Terry Allen	782	2012-16
7. Tyler Burton	767	2019-23

SENIOR (2022-23)

GAME-BY-GAME

2/5 vs *Fordham* - Led all players with 13 points in the 2nd half as UR overcame an 11-point deficit ... 1st Spider with 18 or more points on 7 or fewer FG attempts since Nathan Cayo on Feb. 13, 2019 at VCU ... 2/1 vs *St. Bonaventure* - Scored a game-high 22 points with a team-high 9 rebounds ... Jumped from 21st to 18th on Richmond's career scoring list ... Collected his 750th career rebound ... 1/25 at *UMass* - Led UR with 20 points and 10 rebounds for his 21st career double-double ... Passed Mike Perry to move into seventh on UR's career rebounding list ... Played in front of a crowd of 40+ family and friends ... 1/17 vs *Rhode Island* - Scored a game-high 23 points ... Moved into ninth place on UR's career rebounding list ... 1/11 at *Davidson* - Led Richmond with a game-high 17 points and 12 rebounds for his 20th career double-double ... Added a career-high 5 steals ... 1/9 - Named A-10 Player of the Week for second time in three weeks and fifth time in his career ... joined SLU's Yuri Collins as the only players to win multiple A-10 POTW awards this season ... 1/7 vs *Duquesne* - Scored a game-high 23 points (19 in 1st half) to lead UR to 22-point comeback win ... Added eight rebounds to become 10th Spider with 700 career rebounds ... Sixth straight game with 20 or more points, the longest streak by a Spider since Kevin Anderson in March 2009 (6 games) ... 1/4 vs *GW* - Scored a game-high 26 points, one more than A-10 leading scorer James Bishop of GW ... Fifth straight game with 20 or more points, the longest streak by a Spider since Justin Harper in 2010-11 (5 games) ... Played all 40 minutes ... 12/31 at *George Mason* - Led UR with 21 points, becoming the first Spider with 20 points in 4 straight games since Grant Golden in 2018 ... Played all 40 minutes ... 12/28 vs *Coppin St.* - Led Richmond with 20 points and eight rebounds, his third straight 20-point game ... 12/27 - Named A-10 Player of the Week for the fourth time in his career and first since Feb. 7, 2022 ... 12/21 vs *Bucknell* - Scored a game-high 29 points ... Shot 6-6 from three-point range and 11-16 from the field ... Became first player in program history to shoot 6-6 or better from three-point range in a game ... Passed UR's all-time leading scorer John Newman to move into 10th on UR's career rebounding list ... 12/17 vs *Clemson* - Led Richmond with 21 points and 7 rebounds ... Became the 35th player in program history to reach 1,200 career points ... 12/3 at *William & Mary* - Outscored William & Mary in the 2nd half (22-20) ... 11/21 vs *Syracuse* - Recorded his 19th career double-double, finishing with 13 points and a career-high 15 rebounds (most rebounds by a Spider since De'Monte Buckingham on Jan. 3, 2018 - 16) ... Played a career-high 45 minutes ... 11/14 at *Charleston* - Scored a career-high 38 points, the most by any Spider since Jan. 19, 2013 (Darrien Brothers - 39 vs Charlotte) ... Scored 29 points after halftime, including eight of UR's nine points in OT ... Helped Richmond erase a 21-point 2nd-half deficit ... Scored 10 straight for UR over 3:36 span between end of regulation and start of OT ... 1st D-I player this season to score 38 or more points and shoot 65 percent or better from the field (last - Javon Freeman-Liberty of Depaul on Feb. 27, 2022) ... 11/7 vs *VMI* - Recorded 12 points and a team-high 11 rebounds for his 18th career double-double

- Named Preseason First Team All-Atlantic 10 at the conference's media day on October 13 ... Became the sixth Spider to earn Preseason First Team All-A-10 honors, joining Jacob Gilyard (2019-21), Grant Golden (2018, 2021), T.J. Cline (2016), Kendall Anthony (2014), and Kevin Anderson (2009-10)
- Returned to Richmond in June after declaring for NBA Draft in April

JUNIOR (2021-2022)

- Second Team All-Atlantic 10 selection
- Selected First Team All-District in NABC District 4 (A-10)
- Named Second Team All-State by the Virginia Association of Sports Information Directors (VaSID)
- Led Richmond with 16.1 points and 7.7 rebounds per game ... 1 of 37 D-I players to average 16 points and 7.5 rebounds per game

CAREER HIGHS

Statistic	Value	
Points	38	at Col. of Charleston 11/14/22
Rebounds	15	vs Syracuse 11/21/22
Assists	4	at Col. of Charleston 11/14/22
Steals	5	at Davidson 01/11/23
Blocks	3	vs Saint Francis (PA) 11/08/19
FG Made	13	vs St. Bonaventure 02/04/22, at Col. of Charleston 11/14/22
FG Attempts	21	at William & Mary 12/03/22
3FG Made	6	vs Bucknell 12/21/22
3FG Attempts	9	vs Hofstra 11/22/21, at UNI 12/05/21
FT Made	12	at Saint Louis 01/02/22
FT Attempts	14	at Saint Louis 01/02/22

CAREER STATS

			Field Goals		3-Point		F-Throws		Rebounds										Scoring	
SEASON	TEAM	GP-GS	MIN/AVG	FG-FGA	FG%	3FG-3FGA	3FG%	FT-FTA	FT%	OFF	DEF	TOT	AVG	PF-FO	A	TO	BLK	STL	PTS	AVG
2019-20	UR	30-1	420/14.0	50-111	.450	10-38	.263	27-36	.750	27	90	117	3.9	56-1	9	29	14	17	137	4.6
2020-21	UR	23-23	712/30.9	97-216	.449	33-91	.363	49-61	.803	33	141	174	7.6	46-2	12	23	13	25	276	12.0
2021-22	UR	37-37	1222/33.0	187-409	.457	57-156	.365	163-206	.791	55	230	285	7.7	66-0	36	61	19	41	594	16.1
2022-23	UR	25-25	914/36.6	157-352	.446	45-146	.308	113-154	.734	30	161	191	7.6	40-0	39	55	11	40	472	18.9
TOTAL		115-86	3269/28.4	491-1088	.451	145-431	.336	352-457	.770	145	622	767	6.7	208-3	96	168	57	123	1479	12.9

GAME LOGS

Opponent	Date	GS	MIN	Total		3-Pointers		Free throws		Rebounds											
				FG-FGA	PCT	3FG-3FGA	PCT	FT-FTA	PCT	OFF	DEF	TOT	AVG	PF	A	TO	BLK	STL	PTS	AVG	
VMI	11/07/2022	*	31:10	4-12	.333	2-8	.250	2-2	1.000	2	9	11	11.0	1	2	0	1	0	12	12.0	
UNI	11/11/2022	*	28:37	3-6	.500	1-3	.333	4-5	.800	1	8	9	10.0	1	0	0	1	1	11	11.5	
at Col. of Charleston	11/14/2022	*	42:29	13-20	.650	4-8	.500	8-8	1.000	1	5	6	8.7	0	4	5	0	1	38	20.3	
Wichita St.	11/17/2022	*	37:49	6-15	.400	3-7	.429	0-0	.000	3	5	8	8.5	3	1	2	0	0	15	19.0	
vs Syracuse	11/21/2022	*	45:00	4-14	.286	2-8	.250	3-8	.375	4	11	15	9.8	0	2	3	0	1	13	17.8	
vs Temple	11/22/2022	*	38:58	8-17	.471	0-4	.000	2-2	1.000	1	5	6	9.2	0	3	1	2	1	18	17.8	
at Toledo	11/30/2022	*	32:47	3-13	.231	2-5	.400	7-9	.778	1	8	9	9.1	3	2	1	1	2	15	17.4	
at William & Mary	12/03/2022	*	40:00	10-21	.476	4-8	.500	2-2	1.000	2	1	3	8.4	2	2	2	1	3	26	18.5	
Drake	12/10/2022	*	32:11	5-11	.455	0-3	.000	7-9	.778	1	6	7	8.2	1	2	1	1	2	17	18.3	
Fairleigh Dickinson	12/13/2022	*	22:01	5-9	.556	1-5	.200	1-1	1.000	0	9	9	8.3	0	1	0	1	0	12	17.7	
vs Clemson	12/17/2022	*	34:27	8-14	.571	2-7	.286	3-5	.600	0	7	7	8.2	3	1	3	0	3	21	18.0	
Bucknell	12/21/2022	*	35:49	11-16	.688	6-6	1.000	1-2	.500	1	4	5	7.9	4	3	2	0	1	29	18.9	
Coppin St.	12/28/2022	*	37:09	6-13	.462	3-8	.375	5-9	.556	1	7	8	7.9	0	1	3	0	1	20	19.0	
at George Mason	12/31/2022	*	40:00	8-18	.444	2-4	.500	3-7	.429	2	4	6	7.8	2	0	4	0	0	21	19.1	
George Washington	01/04/2023	*	40:00	9-19	.474	1-4	.250	7-8	.875	1	6	7	7.7	2	2	1	0	4	26	19.6	
Duquesne	01/07/2023	*	37:28	7-14	.500	2-6	.333	7-9	.778	3	5	8	7.8	2	0	0	0	2	23	19.8	
at Davidson	01/11/2023	*	40:00	4-11	.364	0-6	.000	9-12	.750	0	12	12	8.0	2	1	5	1	5	17	19.6	
at St. Bonaventure	01/14/2023	*	36:45	5-11	.455	1-5	.200	4-7	.571	0	5	5	7.8	3	2	4	0	1	15	19.4	
Rhode Island	01/17/2023	*	39:12	9-20	.450	1-6	.167	4-4	1.000	1	6	7	7.8	1	1	1	0	4	23	19.6	
VCU	01/20/2023	*	38:10	5-13	.385	2-7	.286	2-5	.400	1	4	5	7.7	2	0	6	1	2	14	19.3	
at Massachusetts	01/25/2023	*	36:47	5-15	.333	3-7	.429	7-8	.875	0	10	10	7.8	3	2	2	0	2	20	19.3	
at Dayton	01/28/2023	*	36:06	5-13	.385	0-5	.000	1-2	.500	0	5	5	7.6	0	2	1	0	2	11	19.0	
St. Bonaventure	02/01/2023	*	36:12	5-14	.357	1-8	.125	11-12	.917	1	8	9	7.7	1	1	2	1	0	22	19.1	
Fordham	02/05/2023	*	38:38	5-7	.714	1-1	1.000	7-10	.700	0	8	8	7.7	2	1	4	0	1	18	19.0	
at George Washington	02/08/2023	*	36:19	4-16	.250	1-7	.143	6-8	.750	3	3	6	7.6	2	3	2	0	1	15	18.9	
Totals			25	914:04	157-352	.446	45-146	.308	113-154	.734	30	161	191	7.6	40	39	55	11	40	472	18.9



- 1 of two players to rank in top seven in A-10 in scoring (7th) and rebounding (6th), along with George Mason's Josh Oduro
- Ranked 3rd in A-10, 38th in D-I with 6.2 defensive rebounds per game
- Ranked 2nd in A-10, 36th in D-I with 11 double-doubles
- 285 total rebounds were seventh most in a season in program history and second most in the A-10
- 594 total points were most in A-10 and 14th most in a season in Richmond history
- Led Atlantic 10 in free throws (163 - 13th in D-I) and free throw attempts (206 - 18th in D-I) ... 163 free throws were fifth most in a season in program history
- Led Richmond with 36.5 three-point FG pct (57-156)
- 2nd on team in minutes per game (33.0) and blocks per game (0.5)
- Became 51st member of Richmond's 1,000-point club with a free throw with 15:34 to play in UR's First Round NCAA Tournament win vs Iowa
- Scored a career-high 36 points vs St. Bonaventure on Feb. 4, the most by a Spider since March 1, 2016 (T.J. Cline - 36 vs Dayton)
- 2-time A-10 Player of the Week (Dec. 20, Feb. 7)

SOPHOMORE (2020-21)

- Won Chris Daniels Award, given to Atlantic 10's Most Improved Player ... First Spider to ever win the Award
- Scored 12.0 points per game, fifth on the team
- Led Richmond with 7.6 rebounds per game, sixth in the the A-10 ... Ranked third in A-10 with 6.1 defensive rebounds per game
- Registered third-most rebounds per game by a Spider in the last 15 years, trailing only T.J. Cline in 2016-17 and Terry Allen in 2015-16
- One of three players in A-10 to average 12 points and 7.5 rebounds per game (Jordan Goodwin, Marcus Weathers)
- Led Richmond with 6 double-doubles, third most in the A-10 ... Most double-doubles by a Spider in a season since 2016-17 (T.J. Cline - 11)
- Ranked second on team and ninth in A-10 in free throw percentage at 80.3 (49-61)
- Led Richmond with 0.6 blocks per game
- One of three Spiders to start all 23 games ... Played 30.3 minutes per game, third on the team
- Named A-10 Player of the Week on December 14 for his performances vs Wofford, Northern Iowa, and West Virginia

FRESHMAN (2019-20)

- Ranked sixth on the team with 4.6 points per game and fourth on the team with 3.9 rebounds per game
- Appeared in 30 games, making one start (at Hampton) and averaging 14.1 minutes per game (seventh on team)
- Recorded a team-high 11.0 rebounds per 40 minutes, most by a Spiders freshman since Darrius Garrett in 2008-09

- Scored in double digits five times, all in a 10-game span from January 18 to February 22 ... Scored a career-high 14 points vs La Salle on January 22
- Finished third on the team with 14 blocks

HIGH SCHOOL

- Signed with the Spiders on November 14, 2018 ... Received offers from several other Atlantic 10 schools, including Rhode Island and St. Bonaventure
- Two-time All-State selection at Marianapolis Prep in Thompson, Ct.
- Team captain
- Named Class B Player of the Year by the New England Preparatory School Athletic Council (NEPSAC) following his junior and senior seasons
- Averaged 20 points and 11 rebounds as a junior and 18 points and 11 rebounds as a senior
- Rated as a top-10 Class of 2019 recruit in the state of Connecticut and a top-30 recruit in New England

PERSONAL

- Son of Quinton and Lynne
- Father Quinton played basketball at Providence, leading the Friars to the NCAA Tournament in 1989 and 1990 ... He averaged over 11 points per game as a senior ... He was also recruited by Richmond and took two official visits: to Richmond and to Providence
- Born on February 11, 2000





#4 DJI BAILEY
G | JR | 6'5" | 180
WILSON, NC
GREENFIELD SCHOOL

CAREER HIGHS

Statistic	Value	
Points	10	vs Mississippi St. 11/27/21
Rebounds	8	vs VMI 11/07/22
Assists	4	at Toledo 11/30/22
Steals	2	vs Toledo 03/17/21, vs Utah St. 11/12/21, at George Washington 02/08/23
Blocks	1	vs Old Dominion 12/19/21, at Toledo 11/30/22
FG Made	4	vs St. Mary's (MD) 02/14/21, vs Mississippi St. 11/27/21
FG Attempts	8	at Toledo 11/30/22
3FG Made	1	vs VMI 11/07/22, at Toledo 11/30/22, vs St. Bonaventure 02/01/23
3FG Attempts	2	4 times
FT Made	2	vs Old Dominion 12/19/21, vs Mississippi St. 11/27/21, at George Washington 02/08/23
FT Attempts	3	vs Mississippi St. 11/27/21, at George Washington 02/08/23

CAREER STATS

SEASON	TEAM	GP-GS	MIN	AVG	Field Goals	3-Point	F-Throws	Rebounds	PF	FO	A	TO	BLK	STL	PTS	AVG
					FG-FGA	FG%	3FG-3FGA	3FG%	FT-FTA	FT%	OFF	DEF	TOT	AVG		
2020-21	UR	9-0	68	7.6	7-12	.583	0-4	.000	2-4	.500	2	10	12	1.3	8-0	1 5 0 5 16 1.8
2021-22	UR	16-0	125	7.8	12-20	.600	0-5	.000	6-10	.600	4	7	11	0.7	11-0	4 7 1 6 30 1.9
2022-23	UR	16-3	219	13.7	17-42	.405	3-10	.300	6-11	.545	11	22	33	2.1	28-1	20 21 1 9 43 2.7
TOTAL		41-3	412	10.1	36-74	.486	3-19	.158	14-25	.560	17	39	56	1.4	47-1	25 33 2 20 89 2.2

GAME LOGS

Opponent	Date	GS	MIN	Total	3-Pointers	Free throws	Rebounds	PF	FO	A	TO	BLK	STL	PTS	AVG
				FG-FGA	PCT	3FG-3FGA	PCT	FT-FTA	PCT	OFF	DEF	TOT	AVG		
VMI	11/07/2022		16:39	3-5	.600	1-2	.500	0-1	.000	3	5	8	8.0	2	1 3 0 0 7 7.0
UNI	11/11/2022		14:36	0-3	.000	0-1	.000	0-0	.000	0	2	2	5.0	1	0 1 0 0 0 3.5
at Col. of Charleston	11/14/2022		05:39	0-0	.000	0-0	.000	0-0	.000	0	1	1	3.7	2	0 3 0 0 0 2.3
Wichita St.	11/17/2022		18:11	0-0	.000	0-0	.000	1-2	.500	0	0	0	2.8	3	2 1 0 1 1 2.0
vs Syracuse	11/21/2022		12:43	2-4	.500	0-0	.000	1-1	1.000	3	1	4	3.0	0	2 1 0 1 5 2.6
vs Temple	11/22/2022		04:30	0-1	.000	0-1	.000	0-0	.000	1	0	1	2.7	0	0 0 0 1 0 2.2
at Toledo	11/30/2022		21:20	2-8	.250	1-2	.500	0-0	.000	2	0	2	2.6	3	4 1 1 0 5 2.6
at William & Mary	12/03/2022		03:33	1-1	1.000	0-0	.000	0-1	.000	0	2	2	2.5	0	0 1 0 0 2 2.5
Drake	12/10/2022		14:08	1-5	.200	0-1	.000	0-0	.000	0	4	4	2.7	2	1 1 0 1 2 2.4
Fairleigh Dickinson	12/13/2022		14:17	1-2	.500	0-1	.000	1-2	.500	0	2	2	2.6	0	3 3 0 0 3 2.5
Rhode Island	01/17/2023		06:10	0-1	.000	0-0	.000	0-0	.000	0	1	1	2.5	1	0 1 0 0 0 2.3
VCU	01/20/2023		04:18	0-0	.000	0-0	.000	0-0	.000	0	0	0	2.3	2	1 0 0 1 0 2.1
at Dayton	01/28/2023		12:32	2-3	.667	0-0	.000	1-1	1.000	1	0	1	2.2	0	2 1 0 0 5 2.3
St. Bonaventure	02/01/2023	*	23:33	2-3	.667	1-1	1.000	0-0	.000	0	1	1	2.1	4	3 1 0 1 5 2.5
Fordham	02/05/2023	*	17:34	1-3	.333	0-0	.000	0-0	.000	0	1	1	2.0	3	0 1 0 1 2 2.5
at George Washington	02/08/2023	*	29:31	2-3	.667	0-1	.000	2-3	.667	1	2	3	2.1	5	1 2 0 2 6 2.7
Totals		3	219:14	17-42	.405	3-10	.300	6-11	.545	11	22	33	2.1	28	20 21 1 9 43 2.7

JUNIOR (2022-23)

GAME-BY-GAME

2/5 vs Fordham - Led UR with a +25 rating in 18 minutes ... 2/1 vs St. Bonaventure - Made his first career start and opened the scoring for UR with a three-pointer one minute into the game ... Played a career high 24 minutes ... 1/17 at Rhode Island - Returned after missing eight games with a broken left hand ... 12/15 - Broke a bone in his left hand during practice and is expected to miss 5-7 weeks ... 11/30 at Toledo - Career highs in minutes (21), assists (3), steals (2), blocks (1), and FG attempts (8) ... 11/7 vs VMI - Recorded a career-high 8 rebounds in 17 minutes

SOPHOMORE (2021-22)

- Appeared in 16 games, averaging 1.9 points, 0.7 rebounds, and 0.4 steals in 7.8 minutes per game
- Shot 12-20 from the field, the highest FG pct on the team (.600)
- Ranked second on team in steals per 40 minutes (1.9)
- Scored a career-high 10 points vs Mississippi State at the Bahamas Championships
- Injured his ankle on January 13 and played in only two more games, registering seven minutes vs Dayton on March 1 and one minute vs Providence on March 19

FRESHMAN (2020-21)

- Appeared in nine games, averaging 1.8 points and 1.3 rebounds in 7.6 minutes per game
- Ranked second on team in steals per 40 minutes (3.0) and third in rebounds per 40 minutes (7.2) among players to play at least 10 minutes
- Shot 7-12 from the field, including 7-8 from two-point range
- Played career-high 19 minutes vs Mississippi State in NIT quarterfinals, registering five points and two rebounds
- Scored his first nine career points vs St. Mary's (MD) on February 14 ... Added 5 rebounds in 16 minutes
- Did not fully practice until mid-November after fracturing his wrist during a workout in June

HIGH SCHOOL

- Attended the Greenfield School ... Led team to North Carolina Independent Schools Athletic Association (NCISAA) 1A state title in 2019
- Averaged 17 points, nine rebounds, and eight assists per game as a senior
- NCISAA All-State selection, Wilson Times All-Area selection as a senior
- 2020 1A/2A Coastal Plain Independent Conference (CPIC) Player of the Year
- No. 15 recruit in North Carolina's Class of 2020 according to ESPN.com
- Released from commitment to Wake Forest in April 2020 after team fired coach Danny Manning
- Signed with Richmond on May 12, the final member of the Spiders Class of 2020

PERSONAL

- Born on May 19, 2002
- First name is pronounced jai (rhymes with fly)





#5 CONNOR CRABTREE
G | GR | 6'6" | 200
HILLSBOROUGH, NC
HARGRAVE MILITARY (VA)/TULANE

GRAD STUDENT (2022-23)

GAME-BY-GAME

1/25 - Team announced he would need surgery to repair a broken right pinkie finger, with an expected recovery time of six weeks ... 1/11 at Davidson - Rolled his ankle in practice the day before the game and was unavailable ... 12/10 vs Drake - Made a three-pointer from the left wing for his first points of the season ... Preseason - Fractured left pinkie finger in October and was unavailable for the first two weeks of the season

REDSHIRT JUNIOR (2021-22)

- Appeared in 35 games, averaging 2.0 points and 1.0 rebounds in 7.8 minutes per game
- Shot 75.0 pct from FT line (12-16), tied for third-highest on team
- 47.2 FG pct ranked third on team among players with more than 20 FG attempts
- Played a season-high 18 minutes and scored eight points vs Toledo on Dec. 11
- Only two missed games were result of a non-COVID illness at the end of January

REDSHIRT SOPHOMORE (2020-21)

- Appeared in four games, averaging 4.8 points (sixth on team) and 1.8 rebounds in 10.1 minutes per game
- Made five of his seven field goal attempts
- Made his Richmond Spiders debut at West Virginia on December 13 after missing the first four games of the season with a groin injury
- Played a season-high 21 minutes vs Hofstra on December 22, registering eight points and five rebounds
- Missed the remainder of the season after fracturing his right foot in late December

2019-20

- Signed with the Spiders on May 17, 2019 after transferring from Tulane
- Sat out season due to NCAA transfer regulations
- Underwent a pair of hip surgeries

FRESHMAN (2018-19 • TULANE)

- Averaged 7.1 points per game while appearing in 30 games with 15 starts
- Started 15 of Tulane's final 16 games of the season
- Sixth-highest scoring freshman in American Athletic Conference
- Averaged 11.1 points per game while shooting 50 percent from the field (33-66) over the final 10 games of the season
- Led Tulane in 3-pt FG pct (36.7) and FT pct (80.3)
- Tulane's leading scorer in three games, including a career-high 23 points vs East Carolina on February 23

HIGH SCHOOL

- Completed a post-graduate season at Hargrave Military Academy in Chatham, Va. in 2017-18, averaging 21.4 points per game for the Tigers
- Graduated from Orange High School in Hillsborough, N.C. ... Averaged 26 points per game as a senior and earned AP All-State honors

PERSONAL

- Son of Keith and Carol
- Parents both played college basketball at Longwood University
- Older brother Keegan played basketball at Lees-McCrae College (NCAA Division 2)
- Born on July 19, 1998

CAREER HIGHS

Statistic	Value	
Points	23	vs East Carolina 02/23/19
Rebounds	6	at East Carolina 01/31/19
Assists	3	6 times
Steals	5	vs Towson 12/21/18
Blocks	2	at Memphis 02/20/19, vs UCF 01/23/19
FG Made	8	vs East Carolina 02/23/19
FG Attempts	13	vs East Carolina 02/23/19
3FG Made	4	vs East Carolina 02/23/19, at Wichita St. 02/09/19
3FG Attempts	6	vs East Carolina 02/23/19, vs Coastal Carolina 11/13/18, vs Alabama A&M 12/22/18
FT Made	6	vs South Fla. 03/06/19
FT Attempts	7	vs South Fla. 03/06/19

CAREER STATS

SEASON	TEAM	GP-GS	MIN	AVG	FG-FGA	FG%	3FG-3FGA	3FG%	FT-FTA	FT%	OFF	DEF	TOT	AVG	PF-FO	A	TO	BLK	STL	PTS	AVG
2018-19	Tulane	29-15	614	21.2	63-148	.426	28-78	.359	53-66	.803	13	45	58	2.0	51-2	32	36	6	19	207	7.1
2020-21	UR	4-0	40	10.1	5-7	.714	1-3	.333	8-8	1.000	1	6	7	1.8	2-0	1	3	0	1	19	4.8
2021-22	UR	35-0	273	7.8	25-53	.472	9-29	.310	12-16	.750	6	28	34	1.0	23-0	13	9	1	6	71	2.0
2022-23	UR	7-0	29	4.1	2-6	.333	1-4	.250	0-1	.000	1	3	4	0.6	2-0	1	0	0	2	5	0.7
TOTAL FOR UR		46-0	342	7.4	32-66	.485	11-36	.306	20-25	.800	8	37	45	1.0	27-0	15	12	1	9	95	2.1
TOTAL		75-15	956	12.7	95-214	.444	39-114	.342	73-91	.802	21	82	103	1.4	78-2	47	48	7	28	302	4.0

GAME LOGS

Opponent	Date	GS	MIN	Total		3-Pointers		Free throws		Rebounds				PF	A	TO	BLK	STL	PTS	AVG
				FG-FGA	PCT	3FG-3FGA	PCT	FT-FTA	PCT	OFF	DEF	TOT	AVG							
at Toledo	11/30/2022		01:31	0-0	.000	0-0	.000	0-0	.000	0	0	0	0.0	1	0	0	0	0	0.0	
Drake	12/10/2022		03:45	1-1	1.000	1-1	1.000	0-0	.000	0	0	0	0.0	0	0	0	0	3	1.5	
Fairleigh Dickinson	12/13/2022		08:45	0-2	.000	0-2	.000	0-0	.000	1	2	3	1.0	0	1	0	0	1	0	1.0
vs Clemson	12/17/2022		08:22	1-3	.333	0-1	.000	0-1	.000	0	1	1	1.0	0	0	0	0	2	1.3	
Coppin St.	12/28/2022		04:04	0-0	.000	0-0	.000	0-0	.000	0	0	0	0.8	1	0	0	0	0	1.0	
at George Mason	12/31/2022		01:18	0-0	.000	0-0	.000	0-0	.000	0	0	0	0.7	0	0	0	0	1	0.8	
George Washington	01/04/2023		01:04	0-0	.000	0-0	.000	0-0	.000	0	0	0	0.6	0	0	0	0	0	0.7	
Totals			0 28:49	2-6	.333	1-4	.250	0-1	.000	1	3	4	0.6	2	1	0	0	2	5	0.7





#11 JASON ROCHE
G | SO | 6'5" | 180
BERKELEY, CA
ST. MARY'S HIGH/CITADEL

CAREER HIGHS

Statistic	Value	
Points	29	vs Samford 02/05/22
Rebounds	9	vs Morris 11/12/21
Assists	2	5 times
Steals	3	vs Morris 11/12/21, vs Coppin St. 12/28/22
Blocks	1	9 times
FG Made	10	vs Samford 02/05/22
FG Attempts	17	vs Samford 02/05/22
3FG Made	9	vs Samford 02/05/22
3FG Attempts	15	vs Samford 02/05/22
FT Made	9	at UNC Greensboro 02/10/22
FT Attempts	10	at UNC Greensboro 02/10/22

CAREER STATS

		Field Goals		3-Point		F-Throws		Rebounds				Scoring			
SEASON	TEAM	GP-GS	MIN/AVG	FG-FGA	FG%	3FG-3FGA	3FG%	FT-FTA	FT%	OFF	DEF	TOT	AVG	PF-FO	A TO BLK STL PTS AVG
2021-22	Cit	31-30	1121/36.2	124-309	.401	110-277	.397	50-55	.909	23	100	123	4.0	58-0	21 32 7 21 408 13.2
2022-23	UR	24-1	441/18.4	52-124	.419	42-105	.400	15-16	.938	12	28	40	1.7	28-0	5 7 2 5 161 6.7
TOTAL FOR UR		24-1	441/18.4	52-124	.419	42-105	.400	15-16	.938	12	28	40	1.7	28-0	5 7 2 5 161 6.7
TOTAL		55-31	1562/28.4	176-433	.406	152-382	.398	65-71	.915	35	128	163	3.0	86-0	26 39 9 26 569 10.3

GAME LOGS

				Total		3-Pointers		Free throws		Rebounds											
Opponent	Date	GS	MIN	FG-FGA	PCT	3FG-3FGA	PCT	FT-FTA	PCT	OFF	DEF	TOT	AVG	PF	A	TO	BLK	STL	PTS	AVG	
VMI	11/07/2022		17:40	1-5	.200	1-4	.250	3-4	.750	2	1	3	3.0	1	0	0	1	0	6	6.0	
UNI	11/11/2022		21:33	5-8	.625	4-6	.667	0-0	.000	1	1	2	2.5	0	0	0	1	0	14	10.0	
at Col. of Charleston	11/14/2022		18:19	1-4	.250	1-4	.250	0-0	.000	0	3	3	2.7	2	0	0	0	1	3	7.7	
Wichita St.	11/17/2022		25:52	2-5	.400	2-5	.400	0-0	.000	1	1	2	2.5	4	0	0	0	0	6	7.3	
vs Syracuse	11/21/2022		30:19	4-9	.444	4-8	.500	0-0	.000	3	2	5	3.0	1	1	1	0	0	12	8.2	
vs Temple	11/22/2022		16:39	2-5	.400	2-5	.400	0-0	.000	0	2	2	2.8	1	0	0	0	0	6	7.8	
at Toledo	11/30/2022		20:55	5-7	.714	4-6	.667	0-0	.000	0	1	1	2.6	2	0	0	0	0	14	8.7	
at William & Mary	12/03/2022	*	15:27	0-2	.000	0-2	.000	0-0	.000	0	0	0	2.3	0	0	0	0	0	0	7.6	
Drake	12/10/2022		24:10	2-4	.500	1-3	.333	2-2	1.000	0	1	1	2.1	2	0	1	0	0	7	7.6	
Fairleigh Dickinson	12/13/2022		22:40	3-7	.429	3-6	.500	0-0	.000	1	2	3	2.2	0	1	1	0	0	9	7.7	
vs Clemson	12/17/2022		26:09	2-5	.400	2-3	.667	0-0	.000	0	2	2	2.2	0	0	0	0	0	6	7.5	
Bucknell	12/21/2022		23:13	2-4	.500	2-4	.500	1-1	1.000	0	2	2	2.2	1	1	0	0	0	7	7.5	
Coppin St.	12/28/2022		19:44	4-8	.500	4-8	.500	4-4	1.000	1	2	3	2.2	1	0	0	0	3	16	8.2	
at George Mason	12/31/2022		13:18	0-3	.000	0-3	.000	2-2	1.000	0	2	2	2.2	2	0	0	0	0	2	7.7	
George Washington	01/04/2023		17:35	3-5	.600	2-4	.500	0-0	.000	0	3	3	2.3	1	0	0	0	0	8	7.7	
Duquesne	01/07/2023		16:21	2-7	.286	1-6	.167	0-0	.000	0	1	1	2.2	2	0	2	0	0	5	7.6	
at Davidson	01/11/2023		14:31	1-4	.250	1-4	.250	0-0	.000	0	0	0	2.1	2	1	0	0	0	3	7.3	
at St. Bonaventure	01/14/2023		18:57	3-6	.500	3-5	.600	0-0	.000	0	0	0	1.9	1	0	0	0	0	9	7.4	
Rhode Island	01/17/2023		18:35	2-6	.333	0-4	.000	0-0	.000	1	0	1	1.9	0	0	1	0	1	4	7.2	
VCU	01/20/2023		15:58	1-4	.250	1-4	.250	2-2	1.000	1	1	2	1.9	0	0	0	0	0	5	7.1	
at Massachusetts	01/25/2023		08:39	2-4	.500	2-4	.500	1-1	1.000	0	1	1	1.9	2	0	0	0	0	7	7.1	
St. Bonaventure	02/01/2023		13:33	1-4	.250	1-3	.333	0-0	.000	0	0	0	1.8	1	0	0	0	0	3	6.9	
Fordham	02/05/2023		02:59	0-0	.000	0-0	.000	0-0	.000	0	0	0	1.7	2	0	1	0	0	0	6.6	
at George Washington	02/08/2023		17:42	4-8	.500	1-4	.250	0-0	.000	1	0	1	1.7	0	1	0	0	0	9	6.7	
Totals		1	440:48	52-124	.419	42-105	.400	15-16	.938	12	28	40	1.7	28	5	7	2	5	161	6.7	

- Signed with the Spiders on April 26, 2022

- Was also offered by Missouri, Pittsburgh, Kansas State, St. Bonaventure, and San Diego after entering transfer portal

FRESHMAN (2021-22 • CITADEL)

- Named Southern Conference Rookie of the Year
- Averaged 13.2 points (second on team) and 4.0 rebounds (third on team) per game
- 110 three-pointers ranked ninth in Division I and first among freshmen
- Ranked third in Southern Conference and 39th in Division I in three-point FG pct, at 39.7
- Led Southern Conference with 36.2 minutes per game (28th in Division I)
- 1 of three Citadel players to appear in all 31 games ... made 30 starts
- Scored 27 points in his collegiate debut to lead Citadel to an upset of Pittsburgh
- Scored a career-high 29 points vs Samford on February 5

HIGH SCHOOL

- Finished his prep career playing under coach Rob Toste at Pomfret School in Connecticut
- Led St. Mary's College High School (Albany, California) to Division III California Co-Championship in 2020
- Averaged 23 points, six rebounds, and four assists per game as a senior
- Earned First Team All-League honors as a junior and senior

PERSONAL

- Son of Sandra & Patrick
- Cousin Christine Cleary played basketball at Wisconsin ... Cousin Joe Cleary was on the track team at Wisconsin
- Born on November 17, 2001
- Last name is pronounced ROACH





#12 MALCOLM DREAD
G | R-FR | 6'4" | 210
DETROIT, MI
GONZAGA HIGH (DC)

REDSHIRT (2021-22)

- Led Richmond's scout team while redshirting

HIGH SCHOOL

- Helped Gonzaga College High School to DCSAA Class AA Boys Basketball title as a junior in 2020
- Committed to Richmond in June 2020 as the first member of the Spiders 2021 recruiting class
- No. 2 recruit in Washington, D.C.'s Class of 2021 by 247Sports.com

PERSONAL

- Son of Kisha and Aaron ... Father Aaron played basketball at Millersville University in Pennsylvania
- Has a brother Myles, who plays basketball at Penn State, and a sister Mason
- Born on March 1, 2002

CAREER HIGHS

Statistic	Value	
Rebounds	2	vs Fairleigh Dickinson 12/13/22
FG Attempts	1	vs UNI 11/11/22
3FG Attempts	1	vs UNI 11/11/22

CAREER STATS

				Field Goals		3-Point		F-Throws		Rebounds									Scoring	
SEASON	TEAM	GP-GS	MIN/AVG	FG-FGA	FG%	3FG-3FGA	3FG%	FT-FTA	FT%	OFF	DEF	TOT	AVG	PF-FO	A	TO	BLK	STL	PTS	AVG
2022-23	UR	2-0	3/1.7	0-1	.000	0-1	.000	0-0	.000	0	2	2	1.0	0-0	0	0	0	0	0	0.0
TOTAL		2-0	3/1.7	0-1	.000	0-1	.000	0-0	.000	0	2	2	1.0	0-0	0	0	0	0	0	0.0

GAME LOGS

				Total		3-Pointers		Free throws		Rebounds										
Opponent	Date	GS	MIN	FG-FGA	PCT	3FG-3FGA	PCT	FT-FTA	PCT	OFF	DEF	TOT	AVG	PF	A	TO	BLK	STL	PTS	AVG
UNI	11/11/2022		01:02	0-1	.000	0-1	.000	0-0	.000	0	0	0	0.0	0	0	0	0	0	0	0.0
Fairleigh Dickinson	12/13/2022		02:23	0-0	.000	0-0	.000	0-0	.000	0	2	2	1.0	0	0	0	0	0	0	0.0
Totals			0 03:25	0-1	.000	0-1	.000	0-0	.000	0	2	2	1.0	0	0	0	0	0	0	0.0





#15 MATT GRACE F | GR | 6'9" | 230 HAMILTON, ONTARIO TRC ACADEMY

GRAD STUDENT (2022-23)

GAME-BY-GAME

2/8 at GW - Led UR with a career-high 28 points, 20 in the 2nd half ... 2/5 vs Fordham - Celebrated his 24th birthday with a career-high and game-high 21 points ... Played a career-high 35 minutes ... 1/14 at St. Bonaventure - Led UR with 16 points ... Played in front of a group of 20 friends and family ... 12/31 at George Mason - Made back-to-back three-pointers to give UR a 1-point lead with 4:51 to play ... 12/21 vs Bucknell - Scored a career-high 20 points, second among Spiders ... matched or set career highest in field goals (7), field goal attempts (14), three-point field goals (4), and three-point field goal attempts (6) ... 12/10 vs Drake - Returned to the starting lineup for the first time since injuring his knee vs Charleston ... 12/3 at William & Mary - Returned to action after missing four games with a right MCL injury ... Led UR with 5 assists and 3 blocks in 18 minutes ... Became third Spider with 5 assists and 3 blocks in a game since 2010 (Grant Golden - 2019 at GMU, Terry Allen - 2015 vs Stetson) ... 11/17 vs Wichita St - Did not play due to a sprained right MCL, snapping streak of 73 straight games played ... 11/14 at Charleston - Matched a career-high with 16 points, second on the team ... Shot 5-6 from the field and 4-4 from the foul line ... Left with a knee injury with 1:51 left in OT ... 11/11 vs UNI - Led UR with a career-high five assists

SENIOR (2021-22)

- Sixth man averaged 15.3 minutes per game, sixth on the team
- Averaged 4.1 points (seventh on team) and 2.4 rebounds (sixth on team)
- Second on team in Ast-TO ratio (1.90) and third in blocks per game (0.5)
- Led team in Block percentage (3.5), second in Off Reb percentage (5.9) via KenPom
- Made game-winning FG in A-10 Championship (And-1 with 19 seconds to play to give UR a one-point lead) and A-10 semifinals vs Dayton (3-pointer with 1:40 to play to break a 59-59 tie)

JUNIOR (2020-21)

- One of five Spiders to appear in all 23 games ... Made first two career starts in NIT for Grant Golden
- Averaged 3.3 points, 0.8 rebounds, and 0.8 assists per game
- Registered 19 assists compared to just four turnovers ... Ast/TO ratio of 4.75 was highest in a season in Spiders history among players with at least 10 assists
- Shot 14-36 from three-point range ... Led team in three-point shooting (38.9 percent) among those with at least 20 three-point attempts
- Scored 5.9 points per game over the final 10 games of the season, including a career-high 16 in the NIT Quarterfinals vs Mississippi State

SOPHOMORE (2019-20)

- Averaged 0.9 points and 1.3 rebounds in 29 games ... Averaged 7.8 minutes per game, ninth most on team ... Second-highest assist-to-turnover ratio on the team, at 1.91

FRESHMAN (2018-19)

- Averaged 1.2 points and 1.0 rebound in 31 games ... Played 233 minutes, eighth most on the team
- Led team in assist-to-turnover ratio among those with multiple assists (2.67)

PERSONAL

- Son of Kelly and Leslie
- Father Kelly played basketball at Brock University in Canada where he scored 1,500 points and collected 1,000 rebounds ... He is a member of the school's Basketball Hall of Fame
- Younger brother Mike plays lacrosse at the Rochester Institute of Technology
- Born on Feb. 5, 1999



CAREER HIGHS

Statistic	Value	
Points	28	at George Washington 02/08/23
Rebounds	7	at George Washington 02/22/22
Assists	5	vs UNI 11/11/22, at William & Mary 12/03/22
Steals	2	8 times
Blocks	3	at William & Mary 12/03/22
FG Made	10	at George Washington 02/08/23
FG Attempts	17	at George Washington 02/08/23
3FG Made	5	at George Washington 02/08/23
3FG Attempts	9	at George Mason 12/31/22, at George Washington 02/08/23
FT Made	9	vs Fordham 02/05/23
FT Attempts	10	vs Fordham 02/05/23

CAREER STATS

SEASON	TEAM	GP-GS	MIN/AVG	Field Goals	3-Point	F-Throws	Rebounds	PF-FO	A	TO	BLK	STL	PTS	AVG
				FG-FGA	FG%	3FG-3FGA	3FG%	FT-FTA	FT%	OFF	DEF	TOT	AVG	
2018-19	UR	31-0	232/7.5	16-34	.471	6-17	.353	0-3	.000	9	23	32	1.0	29-0
2019-20	UR	29-0	227/7.8	10-32	.313	3-14	.214	4-7	.571	12	26	38	1.3	37-0
2020-21	UR	23-2	264/11.5	25-49	.510	14-36	.389	11-14	.786	6	13	19	0.8	39-1
2021-22	UR	37-0	567/15.3	54-136	.397	25-88	.284	20-23	.870	28	61	89	2.4	47-0
2022-23	UR	21-20	578/27.5	62-137	.453	27-72	.375	34-41	.829	9	76	85	4.0	39-0
TOTAL		141-22	1868/13.2	167-388	.430	75-227	.330	69-88	.784	64	199	263	1.9	191-1
										147	64	47	42	478
														3.4

GAME LOGS

Opponent	Date	GS	MIN	Total	3-Pointers	Free throws	Rebounds	PF	A	TO	BLK	STL	PTS	AVG
				FG-FGA	PCT	3FG-3FGA	PCT	FT-FTA	PCT	OFF	DEF	TOT	AVG	
VMI	11/07/2022	*	27:20	0-1	.000	0-1	.000	1-2	.500	0	4	4	4.0	1
UNI	11/11/2022	*	25:47	3-8	.375	0-3	.000	0-0	.000	0	3	3	3.5	1
at Col. of Charleston	11/14/2022	*	32:21	5-6	.833	2-2	1.000	4-4	1.000	0	5	5	4.0	2
at William & Mary	12/03/2022	*	17:57	1-3	.333	1-2	.500	0-0	.000	0	5	5	4.3	2
Drake	12/10/2022	*	26:20	2-5	.400	0-2	.000	0-0	.000	0	6	6	4.6	1
Fairleigh Dickinson	12/13/2022	*	20:40	2-3	.667	0-1	.000	0-0	.000	0	2	2	4.2	1
vs Clemson	12/17/2022	*	26:09	0-6	.000	0-5	.000	0-0	.000	0	4	4	4.1	2
Bucknell	12/21/2022	*	28:18	7-14	.500	4-6	.667	2-3	.667	2	2	4	4.1	1
Coppin St.	12/28/2022	*	21:07	2-4	.500	0-1	.000	4-5	.800	1	0	1	3.8	3
at George Mason	12/31/2022	*	30:20	5-12	.417	3-9	.333	2-4	.500	0	1	1	3.5	4
George Washington	01/04/2023	*	28:08	2-4	.500	0-0	.000	1-1	1.000	1	4	5	3.6	3
Duquesne	01/07/2023	*	27:38	2-6	.333	1-1	1.000	0-0	.000	1	5	6	3.8	4
at Davidson	01/11/2023	*	25:29	1-4	.250	1-4	.250	0-0	.000	0	4	4	3.8	3
at St. Bonaventure	01/14/2023	*	27:49	6-9	.667	4-7	.571	0-0	.000	2	3	5	3.9	2
Rhode Island	01/17/2023	*	28:50	2-5	.400	0-2	.000	0-0	.000	1	4	5	4.0	3
VCU	01/20/2023	*	26:01	3-7	.429	1-3	.333	6-6	1.000	0	4	4	4.0	2
at Massachusetts	01/25/2023	*	29:07	1-3	.333	1-3	.333	0-0	.000	0	5	5	4.1	2
at Dayton	01/28/2023	*	26:26	1-6	.167	1-4	.250	0-0	.000	0	2	2	3.9	0
St. Bonaventure	02/01/2023	*	26:25	2-5	.400	1-4	.250	2-2	1.000	1	3	4	3.9	0
Fordham	02/05/2023	*	34:57	5-9	.556	2-3	.667	9-10	.900	0	5	5	4.0	1
at George Washington	02/08/2023	*	40:46	10-17	.588	5-9	.556	3-4	.750	0	5	5	4.0	1
Totals			20	577:55	62-137	.453	27-72	.375	34-41	.829	9	76	85	4.0
										39	53	23	17	11
														185
														8.8



#21 MIKE WALZ
C | FR | 6'11" | 250
BERWYN, PA
CONESTOGA HIGH

FRESHMAN (2022-23)
 GAME-BY-GAME
 12/10 vs Drake - Scored his first career points on a pair of free throws and recorded his first career FG on a putback dunk for Richmond's final points

HIGH SCHOOL
 • First Team All-Central League, First Team All-Main Line as a junior and senior for Conestoga Pioneers
 • Averaged 14 points and 10.6 rebounds per game as a senior
 • Averaged 9.5 points and 10 rebounds per game as a junior

PERSONAL
 • Son of Tim & Renée
 • Born on October 15, 2003

CAREER HIGHS

Statistic	Value	
Points	4	vs Drake 12/10/22
Rebounds	3	vs Drake 12/10/22
Assists	1	vs Clemson 12/17/22, at Dayton 01/28/23
Blocks	1	vs VMI 11/07/22
FG Made	1	vs Drake 12/10/22, vs Fairleigh Dickinson 12/13/22
FG Attempts	2	vs Fairleigh Dickinson 12/13/22
FT Made	2	vs Drake 12/10/22
FT Attempts	2	vs Drake 12/10/22

CAREER STATS

				Field Goals		3-Point		F-Throws		Rebounds										Scoring	
SEASON	TEAM	GP-GS	MIN	AVG	FG-FGA	FG%	3FG-3FGA	3FG%	FT-FTA	FT%	OFF	DEF	TOT	AVG	PF-FO	A	TO	BLK	STL	PTS	AVG
2022-23	UR	11-0	35	3.2	2-3	.667	0-0	.000	2-2	1.000	2	8	10	0.9	3-0	2	7	1	0	6	0.5
TOTAL		11-0	35	3.2	2-3	.667	0-0	.000	2-2	1.000	2	8	10	0.9	3-0	2	7	1	0	6	0.5

GAME LOGS

Opponent	Date	GS	MIN	Total		3-Pointers		Free throws		Rebounds										
				FG-FGA	PCT	3FG-3FGA	PCT	FT-FTA	PCT	OFF	DEF	TOT	AVG	PF	A	TO	BLK	STL	PTS	AVG
VMI	11/07/2022		02:40	0-0	.000	0-0	.000	0-0	.000	0	1	1	1.0	0	0	1	1	0	0	0.0
UNI	11/11/2022		01:02	0-0	.000	0-0	.000	0-0	.000	0	0	0	0.5	0	0	0	0	0	0	0.0
vs Syracuse	11/21/2022		00:52	0-0	.000	0-0	.000	0-0	.000	0	0	0	0.3	0	0	1	0	0	0	0.0
vs Temple	11/22/2022		01:48	0-0	.000	0-0	.000	0-0	.000	0	0	0	0.3	0	0	0	0	0	0	0.0
at Toledo	11/30/2022		04:18	0-0	.000	0-0	.000	0-0	.000	0	0	0	0.2	0	0	0	0	0	0	0.0
Drake	12/10/2022		04:11	1-1	1.000	0-0	.000	2-2	1.000	1	2	3	0.7	1	0	3	0	0	4	0.7
Fairleigh Dickinson	12/13/2022		10:51	1-2	.500	0-0	.000	0-0	.000	0	0	0	0.6	2	0	1	0	0	2	0.9
vs Clemson	12/17/2022		02:31	0-0	.000	0-0	.000	0-0	.000	0	2	2	0.8	0	1	0	0	0	0	0.8
Coppin St.	12/28/2022		01:49	0-0	.000	0-0	.000	0-0	.000	0	2	2	0.9	0	0	1	0	0	0	0.7
VCU	01/20/2023		01:47	0-0	.000	0-0	.000	0-0	.000	0	0	0	0.8	0	0	0	0	0	0	0.6
at Dayton	01/28/2023		02:56	0-0	.000	0-0	.000	0-0	.000	1	1	2	0.9	0	1	0	0	0	0	0.5
Totals		0	34:45	2-3	.667	0-0	.000	2-2	1.000	2	8	10	0.9	3	2	7	1	0	6	0.5





#22 ANDRE GUSTAVSON
G | GR | 6'5" | 205
HELSINKI, FINLAND
HELSINKI BASKETBALL ACADEMY

GRAD STUDENT (2022-23)

GAME-BY-GAME

2/5 vs Fordham - Held Darius Quisenberry (17 PPG) to 5 points on 1-9 shooting ... 1/4 vs GW - Switched onto A-10 leading scorer James Bishop at halftime and held him to 9 points on 3-10 shooting in 2nd half ... 12/28 vs Coppin St - 8 rebounds were tied for the most among Spiders and one off his career high ... 11/22 vs Temple - Scored 12 points, one off his career high, on 5-6 shooting ... His most points since Feb. 20, 2019 vs Fordham (13)

SENIOR (2021-22)

- Ranked sixth in scoring (4.5 PPG), fifth in rebounding (2.5 RPG), fourth in assists (1.1 APG), and second in steals (1.1 SPG) on Richmond
- Started final 20 games of season, averaging 5.4 points, 3.1 rebounds, and 1.4 assists over that span
- As UR's top perimeter defender, was frequently assigned to cover opposition's top-scoring guard or wing
- Missed first nine games of season after having groin surgery in offseason ... Made season debut vs Toledo on Dec. 11
- Announced he would return for a fifth season on March 31, taking advantage of the NCAA's decision to grant an additional year of eligibility to students who participated during the 2020-21 school year

JUNIOR (2020-21)

- Averaged 4.4 points, 2.2 rebounds, and 0.4 steals in 18 games ... Ranked sixth on the team with 17.1 minutes per game
- Made one start, replacing Blake Francis in the starting lineup vs Duquesne in the Atlantic 10 Tournament
- Shot a career best 50.9 percent on field goal attempts, including 65.6 percent on two-point field goal attempts

SOPHOMORE (2019-20)

- Averaged 4.4 points (seventh on team) and 2.7 rebounds (sixth on team) in 31 games ... 23 steals ranked fourth on team
- Started six games during Blake Francis's recovery from a chest injury in January-February ... Averaged 19.4 minutes per game, sixth-most on the team

FRESHMAN (2018-19)

- Averaged 4.8 points, sixth on the team, and 2.3 rebounds in 31 games
- Started 19 games, including final 18 of season after being re-inserted into starting lineup at George Washington on January 12
- Ranked 2nd on team with 1.9 steals/40 minutes ... Emerged as team's top perimeter defender in 2nd half of season, frequently guarding opponent's top offensive player
- Following the season, competed for Finland at 2019 World University Games, averaging 9.8 points per game

HIGH SCHOOL

- Graduated from the Helsinki Basketball Academy in Helsinki, Finland
- One of his coaches at HBA was Finnish basketball legend Hanno Möttölä ... Möttölä, who starred at Utah, was the first Finnish player in NBA history, appearing in 155 games with the Atlanta Hawks from 2000-02

PERSONAL

- Son of Natali
- Mother Natali played basketball for the Azerbaijan national women's team
- Younger brother Nikolas is on the men's basketball team at North Alabama
- Last name is pronounced GOOS-tahv-son
- Born on May 7, 1999

CAREER HIGHS

Statistic	Value	
Points	13	vs Fordham 02/20/19
Rebounds	9	vs VCU 01/29/22
Assists	10	at Georgetown 11/28/18
Steals	5	vs Coppin St. 12/05/18, at La Salle 01/22/22
Blocks	2	vs South Alabama 12/08/19, vs Rhode Island 01/17/23, vs Fordham 02/05/23
FG Made	6	vs Coppin St. 12/05/18
FG Attempts	10	vs Fordham 02/20/19, vs Fordham 03/13/19, vs South Alabama 12/08/19
3FG Made	3	4 times
3FG Attempts	8	vs Fordham 02/20/19
FT Made	7	at Fordham 01/18/22
FT Attempts	8	at Fordham 01/18/22

CAREER STATS

			Field Goals		3-Point		F-Throws		Rebounds							Scoring				
SEASON	TEAM	GP-GS	MIN/AVG	FG-FGA	FG%	3FG-3FGA	3FG%	FT-FTA	FT%	OFF	DEF	TOT	AVG	PF-FO	A	TO	BLK	STL	PTS	AVG
2018-19	UR	31-19	682/22.0	57-121	.471	16-47	.340	20-32	.625	24	47	71	2.3	76-1	46	26	10	33	150	4.8
2019-20	UR	31-6	600/19.3	50-111	.450	6-37	.162	30-39	.769	22	62	84	2.7	55-1	23	22	7	23	136	4.4
2020-21	UR	18-1	308/17.1	29-57	.509	8-25	.320	13-18	.722	12	27	39	2.2	25-0	13	13	6	8	79	4.4
2021-22	UR	28-20	689/24.6	41-105	.390	16-52	.308	27-39	.692	16	54	70	2.5	49-0	31	21	5	30	125	4.5
2022-23	UR	25-25	735/29.4	46-94	.489	20-45	.444	11-17	.647	10	64	74	3.0	52-2	34	27	5	22	123	4.9
TOTAL		133-71	3015/22.7	223-488	.457	66-206	.320	101-145	.697	84	254	338	2.5	257-4	147	109	33	116	613	4.6

GAME LOGS

Opponent	Date	GS	MIN	Total		3-Pointers		Free throws		Rebounds				PF	A	TO	BLK	STL	PTS	AVG
				FG-FA	PCT	3FG-3FGA	PCT	FT-FTA	PCT	OFF	DEF	TOT	AVG							
VMI	11/07/2022	*	22:53	2-5	.400	1-4	.250	0-0	.000	1	1	2	2.0	2	1	1	0	2	5	5.0
UNI	11/11/2022	*	25:47	1-3	.333	1-3	.333	0-0	.000	1	2	3	2.5	1	0	1	0	0	3	4.0
at Col. of Charleston	11/14/2022	*	31:12	1-4	.250	1-2	.500	1-2	.500	1	3	4	3.0	5	1	1	0	1	4	4.0
Wichita St.	11/17/2022	*	27:59	1-4	.250	0-2	.000	0-0	.000	0	1	1	2.5	2	1	2	0	1	2	3.5
vs Syracuse	11/21/2022	*	30:35	1-5	.200	0-0	.000	0-0	.000	0	1	1	2.2	3	3	2	0	0	2	3.2
vs Temple	11/22/2022	*	35:15	5-6	.833	1-1	1.000	1-2	.500	1	5	6	2.8	4	2	2	0	1	12	4.7
at Toledo	11/30/2022	*	27:56	4-6	.667	2-2	1.000	0-0	.000	0	2	2	2.7	2	1	1	0	2	10	5.4
at William & Mary	12/03/2022	*	30:17	2-5	.400	1-2	.500	0-0	.000	1	3	4	2.9	2	3	1	0	0	5	5.4
Drake	12/10/2022	*	17:31	1-3	.333	0-1	.000	0-0	.000	0	2	2	2.8	3	0	1	0	0	2	5.0
Fairleigh Dickinson	12/13/2022	*	19:59	1-4	.250	1-2	.500	0-0	.000	0	2	2	2.7	0	1	0	0	2	3	4.8
vs Clemson	12/17/2022	*	18:34	0-1	.000	0-1	.000	2-4	.500	0	1	1	2.5	1	0	1	0	0	2	4.5
Bucknell	12/21/2022	*	31:46	3-5	.600	1-3	.333	0-0	.000	0	4	4	2.7	0	4	1	0	3	7	4.8
Coppin St.	12/28/2022	*	25:39	3-3	1.000	2-2	1.000	0-0	.000	1	7	8	3.1	2	2	0	0	1	8	5.0
at George Mason	12/31/2022	*	35:55	0-1	.000	0-0	.000	0-0	.000	0	2	2	3.0	4	2	3	0	2	0	4.6
George Washington	01/04/2023	*	32:09	1-2	.500	0-0	.000	4-4	1.000	0	4	4	3.1	0	2	0	0	0	6	4.7
Duquesne	01/07/2023	*	33:47	3-6	.500	1-2	.500	0-0	.000	0	0	0	2.9	0	1	0	0	0	7	4.9
at Davidson	01/11/2023	*	27:13	2-4	.500	1-2	.500	0-1	.000	0	2	2	2.8	3	0	1	1	0	5	4.9
at St. Bonaventure	01/14/2023	*	31:36	0-2	.000	0-1	.000	0-0	.000	0	4	4	2.9	2	1	0	0	0	0	4.6
Rhode Island	01/17/2023	*	34:09	2-3	.667	2-3	.667	1-2	.500	1	5	6	3.1	2	0	1	2	2	7	4.7
VCU	01/20/2023	*	29:01	1-1	1.000	1-1	1.000	0-0	.000	0	3	3	3.1	4	3	2	0	1	3	4.7
at Massachusetts	01/25/2023	*	30:33	3-9	.333	1-6	.167	0-0	.000	2	1	3	3.0	1	2	1	0	0	7	4.8
at Dayton	01/28/2023	*	29:42	1-1	1.000	0-0	.000	0-0	.000	0	1	1	3.0	0	2	2	0	1	2	4.6
St. Bonaventure	02/01/2023	*	27:30	2-3	.667	0-0	.000	0-0	.000	1	4	5	3.0	2	0	1	0	1	4	4.6
Fordham	02/05/2023	*	32:54	3-4	.750	2-3	.667	0-0	.000	0	3	3	3.0	2	0	2	2	1	8	4.8
at George Washington	02/08/2023	*	45:39	3-4	.750	1-2	.500	2-2	1.000	0	1	1	3.0	5	2	0	0	1	9	4.9
Totals		25	735:29	46-94	.489	20-45	.444	11-17	.647	10	64	74	3.0	52	34	27	5	22	123	4.9



#24 ISAAH BIGELOW

F | GR | 6'7" | 200
GREENSBORO, NC
BEN L. SMITH/WOFFORD

GRADUATE STUDENT (2022-23)
GAME-BY-GAME
1/28 at Dayton - Led Richmond with a season-high 19 points ... 1/7 vs Duquesne - 7 points, 7 rebounds, 3 assists in second half as UR came back from a 22-point deficit to win ... 12/31 at George Mason - Led UR with a season-high 12 rebounds ... 2nd Spiders with at least 12 rebounds in 19 or fewer minutes in last 10 years, joining Grant Golden vs Cal St-Northridge on Nov. 17, 2019 ... 12/13 vs FDU - Led UR with 17 points in 16 mins off the bench ... 1st Spider with 17 or more points in fewer than 17 minutes since Dec. 30, 2011 (Kendall Anthony vs UNCG) ... 11/21 vs Syracuse - Led Richmond with 17 points ... 3-pointer with 5:54 to play gave UR its biggest lead at 62-57 ... 11/17 vs Wichita St - Led UR with 16 points and 11 rebounds, recording his second career double-double and first at Richmond ... Brought crowd to its feet with thunderous And-1 dunk midway through 2nd half ... Dunk was No. 4 on that evening's SportsCenter Top 10 ... 11/14 at Charleston - Came off the bench to score 15 points with a team-high 8 rebounds ... First Spider with 15 points and 8 rebounds off the bench since Nov. 15, 2015 (Marshall Wood vs Stetson)

• Signed with the Spiders on April 15, 2022

SENIOR (2021-22 • WOFFORD)

- Averaged 8.3 points, 5.5 rebounds (second on team), and 1.4 assists per game while making 31 appearances with 16 starts
- Ranked fourth in total rebounding percentage (15.8) and second in defensive rebounding percentage (25.3) in Southern Conference (minimum 500 minutes)

JUNIOR (2020-21 • WOFFORD)

- Sat out the season after tearing the ACL in his knee

SOPHOMORE (2019-20 • WOFFORD)

- Averaged 5.4 points and 3.0 rebounds per game while appearing in all 35 games
- 38.8 three-point FG pct was third-highest on team (38-98)
- Scored a career-high 28 points vs North Greenville, shooting 7-8 from three-point range

FRESHMAN (2018-19 • WOFFORD)

- Redshirted

HIGH SCHOOL

- Led Ben L. Smith High School to a 28-4 record, a conference title, and an appearance in the 3A state semifinals as a senior
- Averaged 18.4 points, 10.7 rebounds, and 2.4 assists per game
- Named First Team All-State, District 7 Player of the Year, and Piedmont Triad Conference Player of the Year

PERSONAL

- Son of Carla and Ricky
- Born on January 5, 2000



CAREER HIGHS

Statistic	Value	
Points	28	vs North Greenville 12/13/19
Rebounds	14	vs The Citadel 01/19/22
Assists	5	at Western Caro. 01/15/22
Steals	3	at ETSU 01/01/20, at Georgia 11/28/21, vs VCU 01/20/23
Blocks	3	at Mercer 02/29/20
FG Made	9	vs North Greenville 12/13/19
FG Attempts	19	vs Syracuse 11/21/22
3FG Made	7	vs North Greenville 12/13/19
3FG Attempts	10	at South Carolina 11/23/21, vs VMI 12/29/21, vs Wichita St. 11/17/22
FT Made	9	at St. Bonaventure 01/14/23
FT Attempts	10	at St. Bonaventure 01/14/23

CAREER STATS

SEASON	TEAM	GP-GS	MIN	AVG	FG-FGA	FG%	3FG-3FGA	3FG%	FT-FTA	FT%	OFF	DEF	TOT	AVG	PF-FO	A	TO	BLK	STL	PTS	AVG
2019-20	WOF	35-0	523	14.9	59-139	.424	38-98	.388	34-41	.829	15	90	105	3.0	58-0	14	23	15	10	190	5.4
2021-22	WOF	31-16	734	23.7	83-216	.384	40-135	.296	51-60	.850	36	134	170	5.5	70-0	42	33	6	13	257	8.3
2022-23	UR	25-4	564	22.6	69-185	.373	28-100	.280	59-67	.881	28	123	151	6.0	55-0	20	23	6	21	225	9.0
TOTAL FOR UR		25-4	564	22.6	69-185	.373	28-100	.280	59-67	.881	28	123	151	6.0	55-0	20	23	6	21	225	9.0
TOTAL		91-20	1821	20.0	211-540	.391	106-333	.318	144-168	.857	79	347	426	4.7	183-0	76	79	27	44	672	7.4

GAME LOGS

Opponent	Date	GS	MIN	Total		3-Pointers		Free throws		Rebounds				PF	A	TO	BLK	STL	PTS	AVG
				FG-FTA	PCT	3FG-3FGA	PCT	FT-FTA	PCT	OFF	DEF	TOT	AVG							
VMI	11/07/2022		18:42	3-6	.500	0-3	.000	5-6	.833	0	4	4	4.0	3	0	2	0	1	11	11.0
UNI	11/11/2022		18:43	0-4	.000	0-3	.000	0-0	.000	1	6	7	5.5	3	0	2	0	1	0	5.5
at Col. of Charleston	11/14/2022		29:56	3-11	.273	3-7	.429	6-6	1.000	1	7	8	6.3	3	1	2	1	2	15	8.7
Wichita St.	11/17/2022	*	28:42	5-14	.357	3-10	.300	3-3	1.000	3	8	11	7.5	3	1	0	1	2	16	10.5
vs Syracuse	11/21/2022	*	33:32	7-19	.368	3-9	.333	0-0	.000	0	2	2	6.4	0	0	2	0	1	17	11.8
vs Temple	11/22/2022	*	22:23	1-5	.200	1-2	.500	0-2	.000	0	2	2	5.7	3	0	0	0	1	3	10.3
at Toledo	11/30/2022	*	27:39	4-11	.364	2-8	.250	2-3	.667	1	5	6	5.7	4	0	2	1	1	12	10.6
at William & Mary	12/03/2022		25:22	2-7	.286	1-4	.250	0-0	.000	2	4	6	5.8	1	0	2	1	0	5	9.9
Drake	12/10/2022		14:50	3-6	.500	0-3	.000	1-1	1.000	0	5	5	5.7	2	0	0	0	2	7	9.6
Fairleigh Dickinson	12/13/2022		15:47	6-9	.667	3-4	.750	2-2	1.000	2	4	6	5.7	0	2	2	0	1	17	10.3
vs Clemson	12/17/2022		23:01	2-6	.333	1-2	.500	0-0	.000	1	4	5	5.6	2	0	1	0	0	5	9.8
Bucknell	12/21/2022		16:05	1-6	.167	0-3	.000	2-2	1.000	0	3	3	5.4	0	1	0	0	0	4	9.3
Coppin St.	12/28/2022		17:22	2-6	.333	0-2	.000	0-0	.000	1	5	6	5.5	1	2	1	0	0	4	8.9
at George Mason	12/31/2022		18:49	0-4	.000	0-3	.000	1-2	.500	4	8	12	5.9	2	0	0	0	0	1	8.4
George Washington	01/04/2023		23:09	1-3	.333	1-2	.500	6-6	1.000	0	8	8	6.1	3	0	0	0	0	9	8.4
Duquesne	01/07/2023		21:36	4-6	.667	1-3	.333	3-4	.750	2	6	8	6.2	3	3	0	0	0	12	8.6
at Davidson	01/11/2023		20:15	2-5	.400	1-3	.333	1-2	.500	1	7	8	6.3	0	4	2	1	1	6	8.5
at St. Bonaventure	01/14/2023		22:51	2-8	.250	0-4	.000	9-10	.900	1	5	6	6.3	4	1	1	0	1	13	8.7
Rhode Island	01/17/2023		17:05	0-3	.000	0-2	.000	0-0	.000	1	6	7	6.3	1	0	1	0	1	0	8.3
VCU	01/20/2023		22:03	2-9	.222	0-4	.000	4-4	1.000	1	2	3	6.2	1	1	2	0	3	8	8.3
at Massachusetts	01/25/2023		18:26	3-5	.600	2-4	.500	4-4	1.000	1	2	3	6.0	4	0	0	0	1	12	8.4
at Dayton	01/28/2023		24:58	7-13	.538	3-6	.500	2-2	1.000	1	3	4	5.9	3	0	0	0	0	19	8.9
St. Bonaventure	02/01/2023		22:22	1-6	.167	1-4	.250	4-4	1.000	0	6	6	5.9	4	1	0	0	0	7	8.8
Fordham	02/05/2023		25:02	1-4	.250	0-1	.000	2-2	1.000	1	5	6	5.9	2	0	1	0	0	4	8.6
at George Washington	02/08/2023		35:06	7-9	.778	2-4	.500	2-2	1.000	3	6	9	6.0	3	3	0	1	2	18	9.0
Totals		4	563:45	69-185	.373	28-100	.280	59-67	.881	28	123	151	6.0	55	20	23	6	21	225	9.0



#32 NEAL QUINN

C | GR | 7'0" | 250
ALLEDALE, NJ
RAMAPO/LAFAYETTE

SENIOR (2022-23)
GAME-BY-GAME

1/25 at UMass - Scored a season-high 19 points and led UR with 6 assists ... 1/7 vs Duquesne - 11 points, 6 rebounds in second half as UR came back from a 22-point deficit to win ... 12/28 vs Coppin St - Was nearly flawless, finishing with 14 points on 7-8 shooting, a team-high 7 assists, and no turnovers ... Became 2nd frontcourt player with at least 7 assists and no turnovers in a game this season, joining Liberty's Zach Cleveland (Nov. 26 vs Delaware St) ... 12/10 vs Drake - Scored a season-high 17 points on 8-9 shooting from the field, including 8-8 from two-point range ... third Spider to go 8-9 or better from the field in the last 10 seasons, joining Nathan Cayo (10-10 vs Morehead St on 11/27/20) and Khwan Fore (8-9 at Dayton on 1/19/17) ... 12/3 at William & Mary - 2nd on UR with 10 points, his first double-digit scoring game at Richmond ... 11/21 vs Syracuse - Grabbed a game-high 5 offensive rebounds, matching a career high

- Signed with the Spiders on April 14, 2022 ... Was also recruited by Pitt, Penn State, Virginia Tech, and Loyola Chicago after entering transfer portal

JUNIOR (2021-22)

- Second Team All-Patriot League selection
- Led Lafayette in points (14.7 PPG), rebounds (7.4 RPG), assists (4.0 APG, second in Patriot League), and field goal pct (54.5, led Patriot League)
- 1 of three Division I players to average 14 points, seven rebounds and four assists per game (Lipscomb's Ahsan Asadullah, South Dakota State's Baylor Scheierman)
- 1 of four Lafayette players to appear in all 30 games ... Made 29 starts
- 1.37 blocked shots per game ranked second in Patriot League

SOPHOMORE (2020-21)

- Appeared in all 15 games (13 starts) during Lafayette's COVID-shortened season
- Averaged 10.6 points (third on team), 5.5 rebounds (led team), and 3.8 assists (led team) per game ... 55.3 FG pct led team (minimum 20 FG attempts)
- 2.94 Ast-TO ratio led Patriot league and ranked 14th in Division I

FRESHMAN (2019-20)

- Appeared in 30 games with 21 starts (fourth on team) ... Averaged 4.5 points and 2.7 rebounds per game ... Led team in FG pct (57.6)
- Selected to the Patriot League Academic Honor Roll after posting a 3.85 GPA

HIGH SCHOOL

- Finished his career at Ramapo High, where he averaged 22 points, 13 rebounds, and six assists per game in 2018-19
- 2019 Third Team All-Group 3 selection ... Led Ramapo to its first sectional title in 14 years

PERSONAL

- Son of William & Laura
- Father William played golf at St. John's University
- Has two older brothers, Brandon and Ryan
- Born on May 31, 2001a



CAREER HIGHS

Statistic	Value	
Points	24	at Bucknell 02/19/22
Rebounds	13	vs Cornell 11/12/21, vs Colgate 01/31/22, at American 01/24/22
Assists	10	vs NJIT 12/05/21
Steals	3	vs Army West Point 01/16/22, at Boston U. 02/23/22, vs Bucknell 03/01/22
Blocks	3	9 times
FG Made	10	at Bucknell 02/19/22
FG Attempts	17	vs Princeton 12/11/21, vs Colgate 01/31/22
3FG Made	1	4 times
3FG Attempts	2	at Massachusetts 01/25/23
FT Made	8	vs American 02/02/22
FT Attempts	13	vs Duquesne 01/07/23

CAREER STATS

SEASON	TEAM	GP-GS	MIN	AVG	FG-FGA	FG%	3FG-3FGA	3FG%	FT-FTA	FT%	OFF	DEF	TOT	AVG	PF-FO	A	TO	BLK	STL	PTS	AVG
2019-20	Laf	30-21	311	10.4	57-99	.576	0-2	.000	21-32	.656	26	55	81	2.7	35-1	24	19	15	4	135	4.5
2020-21	Laf	14-13	311	22.2	63-114	.553	0-0	.000	22-33	.667	27	50	77	5.5	30-0	53	18	14	2	148	10.6
2021-22	Laf	30-29	891	29.7	174-319	.545	2-5	.400	90-127	.709	74	147	221	7.4	56-0	119	67	41	28	440	14.7
2022-23	UR	25-25	552	22.1	90-164	.549	2-7	.286	39-62	.629	38	72	110	4.4	52-0	68	39	14	7	221	8.8
TOTAL FOR UR		25-25	552	22.1	90-164	.549	2-7	.286	39-62	.629	38	72	110	4.4	52-0	68	39	14	7	221	8.8
TOTAL		99-88	2065	20.9	384-696	.552	4-14	.286	172-254	.677	165	324	489	4.9	173-1	264	143	84	41	944	9.5

GAME LOGS

Opponent	Date	GS	MIN	Total		3-Pointers		Free throws		Rebounds											
				FG-FGA	PCT	3FG-3FGA	PCT	FT-FTA	PCT	OFF	DEF	TOT	AVG	PF	A	TO	BLK	STL	PTS	AVG	
VMI	11/07/2022	*	19:24	3-3	1.000	0-0	.000	1-4	.250	1	6	7	7.0	2	3	1	1	0	7	7.0	
UNI	11/11/2022	*	19:07	2-3	.667	0-0	.000	4-6	.667	2	3	5	6.0	2	3	1	1	0	8	7.5	
at Col. of Charleston	11/14/2022	*	16:16	2-4	.500	0-0	.000	0-0	.000	1	1	2	4.7	2	0	0	0	0	4	6.3	
Wichita St.	11/17/2022	*	21:39	3-4	.750	0-0	.000	0-0	.000	0	2	2	4.0	0	1	1	0	0	6	6.3	
vs Syracuse	11/21/2022	*	33:52	4-6	.667	0-0	.000	0-0	.000	5	4	9	5.0	4	2	2	0	0	8	6.6	
vs Temple	11/22/2022	*	25:20	3-9	.333	0-0	.000	0-0	.000	3	5	8	5.5	2	3	3	1	2	6	6.5	
at Toledo	11/30/2022	*	15:50	1-3	.333	0-0	.000	1-2	.500	1	2	3	5.1	1	4	4	0	0	3	6.0	
at William & Mary	12/03/2022	*	22:03	3-5	.600	0-0	.000	4-4	1.000	1	0	1	4.6	1	3	1	2	0	10	6.5	
Drake	12/10/2022	*	20:16	8-9	.889	0-1	.000	1-3	.333	0	6	6	4.8	2	3	0	0	1	17	7.7	
Fairleigh Dickinson	12/13/2022	*	19:31	4-4	1.000	1-1	1.000	0-0	.000	1	4	5	4.8	0	3	1	3	1	9	7.8	
vs Clemson	12/17/2022	*	17:58	4-7	.571	0-0	.000	2-3	.667	0	2	2	4.5	4	3	5	0	0	10	8.0	
Bucknell	12/21/2022	*	18:05	1-2	.500	0-0	.000	0-0	.000	1	3	4	4.5	3	3	0	0	0	2	7.5	
Coppin St.	12/28/2022	*	24:37	7-8	.875	0-0	.000	0-0	.000	0	4	4	4.5	1	7	0	2	0	14	8.0	
at George Mason	12/31/2022	*	20:16	2-5	.400	0-0	.000	0-1	.000	0	2	2	4.3	1	2	0	0	0	4	7.7	
George Washington	01/04/2023	*	19:42	4-6	.667	0-0	.000	0-2	.000	1	0	1	4.1	2	3	1	0	0	8	7.7	
Duquesne	01/07/2023	*	21:58	3-7	.429	0-0	.000	7-13	.538	7	2	9	4.4	3	4	2	1	0	13	8.1	
at Davidson	01/11/2023	*	27:55	3-6	.500	0-0	.000	0-1	.000	2	4	6	4.5	1	3	0	0	0	6	7.9	
at St. Bonaventure	01/14/2023	*	21:18	1-5	.200	0-0	.000	2-2	1.000	1	3	4	4.4	3	2	2	1	1	4	7.7	
Rhode Island	01/17/2023	*	20:31	6-11	.545	0-0	.000	2-3	.667	0	5	5	4.5	0	1	2	1	0	14	8.1	
VCU	01/20/2023	*	21:51	3-8	.375	0-0	.000	2-2	1.000	2	3	5	4.5	4	2	1	1	0	8	8.1	
at Massachusetts	01/25/2023	*	30:24	6-12	.500	0-2	.000	7-8	.875	3	2	5	4.5	4	6	2	0	0	19	8.6	
at Dayton	01/28/2023	*	25:40	6-14	.429	0-1	.000	0-0	.000	1	3	4	4.5	2	1	3	0	0	12	8.7	
St. Bonaventure	02/01/2023	*	26:38	5-7	.714	0-1	.000	0-0	.000	1	2	3	4.4	2	2	5	0	1	10	8.8	
Fordham	02/05/2023	*	16:01	2-8	.250	0-0	.000	2-2	1.000	2	1	3	4.4	4	0	1	0	1	6	8.7	
at George Washington	02/08/2023	*	25:21	4-8	.500	1-1	1.000	4-6	.667	2	3	5	4.4	2	4	1	0	0	13	8.8	
Totals			25	551:34	90-164	.549	2-7	.286	39-62	.629	38	72	110	4.4	52	68	39	14	7	221	8.8



#35 AIDAN NOYES
F | R-FR | 6'7" | 190
CINCINNATI, OH
ARCHBISHOP MOELLER

REDSHIRT FRESHMAN (2022-23)
GAME-BY-GAME
 12/13 vs FDU - Came off the bench to hit two late three-pointers for a career-best six points

REDSHIRT (2021-22)
 • Led Richmond's scout team while redshirting

HIGH SCHOOL
 • Attended Archbishop Moeller, the same high school as current Richmond football coach Russ Huesman as well as Baseball Hall of Famers Ken Griffey Jr. and Barry Larkin
 • Second Team Greater Catholic League South selection in 2021
 • Averaged 12 points and 4.5 rebounds as a senior while shooting 47 percent from three-point range and 55 percent from the field
 • Led team to 20-5 record and appearance in Division I state quarterfinals in 2021
 • Key reserve as junior in 2020, when Moeller finished 26-1 and reached state quarterfinals before season was canceled due to COVID-19
 • Received more than 15 Division I scholarship offers, including UR's A-10 rival VCU
 • Committed to Richmond in October 2020
 • No. 5 recruit in Ohio, No. 186 recruit nationally in Class of 2021 by 247Sports.com

PERSONAL
 • Son of Katheryn and Brian
 • Has a younger brother Talan
 • Born on June 3, 2002

CAREER HIGHS

Statistic	Value	
Points	6	vs Fairleigh Dickinson 12/13/22
Rebounds	1	4 times
Steals	1	vs VCU 01/20/23
FG Made	2	vs Fairleigh Dickinson 12/13/22, vs Clemson 12/17/22
FG Attempts	3	vs Fairleigh Dickinson 12/13/22
3FG Made	2	vs Fairleigh Dickinson 12/13/22
3FG Attempts	3	vs Fairleigh Dickinson 12/13/22

CAREER STATS

				Field Goals		3-Point		F-Throws		Rebounds								Scoring		
SEASON	TEAM	GP-GS	MIN/AVG	FG-FGA	FG%	3FG-3FGA	3FG%	FT-FTA	FT%	OFF	DEF	TOT	AVG	PF-FO	A	TO	BLK	STL	PTS	AVG
2022-23	UR	9-0	22/2.4	6-8	.750	3-4	.750	0-0	.000	1	3	4	0.4	0-0	0	0	0	1	15	1.7
TOTAL		9-0	22/2.4	6-8	.750	3-4	.750	0-0	.000	1	3	4	0.4	0-0	0	0	0	1	15	1.7

GAME LOGS

Opponent	Date	GS	MIN	Total		3-Pointers		Free throws		Rebounds				PF		A	TO	BLK	STL	PTS	AVG
				FG-FGA	PCT	3FG-3FGA	PCT	FT-FTA	PCT	OFF	DEF	TOT	AVG								
VMI	11/07/2022		01:28	1-1	1.000	0-0	.000	0-0	.000	0	0	0	0.0	0	0	0	0	0	0	2	2.0
UNI	11/11/2022		01:02	0-0	.000	0-0	.000	0-0	.000	0	0	0	0.0	0	0	0	0	0	0	0	1.0
at Toledo	11/30/2022		01:16	0-0	.000	0-0	.000	0-0	.000	0	0	0	0.0	0	0	0	0	0	0	0	0.7
Drake	12/10/2022		03:45	0-0	.000	0-0	.000	0-0	.000	0	1	1	0.3	0	0	0	0	0	0	0	0.5
Fairleigh Dickinson	12/13/2022		05:15	2-3	.667	2-3	.667	0-0	.000	0	1	1	0.4	0	0	0	0	0	0	6	1.6
vs Clemson	12/17/2022		02:31	2-2	1.000	1-1	1.000	0-0	.000	0	0	0	0.3	0	0	0	0	0	0	5	2.2
Coppin St.	12/28/2022		01:41	0-0	.000	0-0	.000	0-0	.000	0	0	0	0.3	0	0	0	0	0	0	0	1.9
VCU	01/20/2023		01:00	1-2	.500	0-0	.000	0-0	.000	1	0	1	0.4	0	0	0	0	0	1	2	1.9
at Dayton	01/28/2023		03:54	0-0	.000	0-0	.000	0-0	.000	0	1	1	0.4	0	0	0	0	0	0	0	1.7
Totals		0	21:52	6-8	.750	3-4	.750	0-0	.000	1	3	4	0.4	0	0	0	0	0	1	15	1.7



WALK-ONS



#34 GABE ARIZIN
G | SR | 6'4" | 190
WEST CHESTER, PA
ST. JOSEPH'S PREP

CAREER STATS

				Field Goals		3-Point		F-Throws		Rebounds				Scoring						
SEASON	TEAM	GP-GS	MIN/AVG	FG-FGA	FG%	3FG-3FGA	3FG%	FT-FTA	FT%	OFF	DEF	TOT	AVG	PF-FO	A	TO	BLK	STL	PTS	AVG
2019-20	UR	5-0	4/0.9	0-1	.000	0-0	.000	0-0	.000	1	2	3	0.6	0-0	0	0	0	0	0	0.0
2020-21	UR	2-0	3/1.5	0-0	.000	0-0	.000	0-0	.000	0	0	0	0.0	0-0	0	0	0	0	0	0.0
2021-22	UR	1-0	1/0.9	0-0	.000	0-0	.000	0-0	.000	0	1	1	1.0	0-0	0	0	0	0	0	0.0
2022-23	UR	2-0	3/1.4	0-0	.000	0-0	.000	0-0	.000	0	1	1	0.5	0-0	0	0	0	0	0	0.0
TOTAL		10-0	11/1.1	0-1	.000	0-0	.000	0-0	.000	1	4	5	0.5	0-0	0	0	0	0	0	0.0

JUNIOR (2021-22)

- Appeared in one game, grabbing a defensive rebound vs Bucknell

SOPHOMORE (2020-21)

- Appeared in two games (at Saint Joseph's, vs St. Mary's (MD) ... Did not register any stats in three minutes of playing time

FRESHMAN (2019-20)

- Appeared in five games, grabbing three rebounds and going 0-1 from the field in four minutes

HIGH SCHOOL

- Two-time captain at St. Joseph's Prep in Philadelphia

PERSONAL

- Son of Mike and Patricia
- Father Mike played basketball at William & Mary and La Salle ... At William & Mary, Arizin earned All-Southern Conference honors following his freshman and sophomore seasons ... Averaged 17.3 points and 7.5 rebounds in 54 games for the Tribe ... At La Salle, averaged 11.5 points in 1975-76 and led team in FG pct (49.6)

- Has a brother Luke and a half-brother Matt, who played baseball at Georgetown
- Grandfather Paul Arizin was inducted into the Naismith Memorial Basketball Hall of Fame in 1978 ... He was a 10-time NBA All-Star with the Philadelphia Warriors who twice led the league in scoring ... Missed two seasons in the prime of his career to serve with the Marines in the Korean War ... Third-leading scorer (16,266 points) in NBA history when he retired in 1962 rather than move with the Warriors to San Francisco ... Led nation in scoring (25.3 PPG) as a senior at Villanova in 1950 ... Had his No. 11 jersey retired by Villanova ... Inducted in College Basketball Hall of Fame in 2006 ... Member of inaugural class of Philadelphia Sports Hall of Fame (2004)
- Born on December 16, 2000
- Last name is pronounced "AIR-rizz-in"



#25 QUENTIN SOUTHALL
G | JR | 6'3" | 180
ALEXANDRIA, VA
GEORGETOWN PREP (MD)

CAREER STATS

				Field Goals		3-Point		F-Throws		Rebounds				Scoring						
SEASON	TEAM	GP-GS	MIN/AVG	FG-FGA	FG%	3FG-3FGA	3FG%	FT-FTA	FT%	OFF	DEF	TOT	AVG	PF-FO	A	TO	BLK	STL	PTS	AVG
2020-21	UR	1-0	2/1.6	0-0	.000	0-0	.000	0-0	.000	0	0	0	0.0	0-0	0	0	0	0	0	0.0
2021-22	UR	1-0	1/0.9	0-0	.000	0-0	.000	0-0	.000	0	0	0	0.0	0-0	0	0	0	0	0	0.0
2022-23	UR	1-0	1/0.7	0-1	.000	0-0	.000	0-0	.000	0	0	0	0.0	0-0	0	0	0	0	0	0.0
TOTAL		3-0	3/1.1	0-1	.000	0-0	.000	0-0	.000	0	0	0	0.0	0-0	0	0	0	0	0	0.0

SOPHOMORE (2021-22)

- Appeared in one game, playing final minute vs Bucknell ... Did not record any statistics

FRESHMAN (2020-21)

- Appeared in one game, playing final 1:38 vs St. Mary's (MD) ... Did not record any statistics

HIGH SCHOOL

- Attended Georgetown Prep in North Bethesda, Md.
- Team captain as a senior ... Averaged 8 points per game
- Honor Society member graduated with a 3.9 GPA

PERSONAL

- Son of Cornelius and Patricia
- Father Cornelius played defensive back for Notre Dame, winning a national championship in 1988 ... He served 27 years in the U.S. Secret Service and provided protection for every President from Richard Nixon to Donald Trump
- Born on November 9, 2001



#10 LIAM WEAVER
G | SO | 6'2" | 190
KANSAS CITY, MO
PEMBROKE HILL

CAREER STATS

				Field Goals		3-Point		F-Throws		Rebounds				Scoring						
SEASON	TEAM	GP-GS	MIN/AVG	FG-FGA	FG%	3FG-3FGA	3FG%	FT-FTA	FT%	OFF	DEF	TOT	AVG	PF-FO	A	TO	BLK	STL	PTS	AVG
2022-23	UR	1-0	1/0.7	0-0	.000	0-0	.000	0-0	.000	0	0	0	0.0	1-0	0	0	0	0	0	0.0
TOTAL		1-0	1/0.7	0-0	.000	0-0	.000	0-0	.000	0	0	0	0.0	1-0	0	0	0	0	0	0.0

FRESHMAN (2021-22)

- Did not appear in any games

HIGH SCHOOL

- 2021 Missouri Class 4 All-State selection ... 3-time All-District selection
- Selected to 2021 DiRenna All-Star team as one of top players in Kansas City
- Led Pembroke to 13-1 record and district championship as a senior
- 2021 McDonald's All-American nominee
- 3-year team captain at Pembroke Hill School
- 3-time All-State, 3-time All-Region, 4-time All-District soccer player at Pembroke Hill ... 2019 Missouri State Defender of the Year in soccer

PERSONAL

- Son of Michelle and Tim ... Father Tim ran track at Tulsa
- Has a younger sister Elizabeth
- Won multiple academic awards at Pembroke Hill and graduated in top 10 percent of his class
- Born on August 6, 2002




BOX SCORES

Official Basketball Box Score - Final															Game Time: 7:00 PM Game Duration: 2:02 Attendance: 6,049				
VMI at Richmond															11/17/22 Robins Center, Richmond 2022-23 Men's Basketball				
VMI - 48															Officials: Lionel Butler, Andrew Barksdale, Scott Bennett				
Record: 0-1																			
NO. Name	Min	FG	3P	FT	Rebounds	Fouls	TP	AS	TO	ST	Blocks	BS	BA	+/-	Shooting By Period				
		M-A	M-A	M-A	OR DR TOT	PF FD									1st FG%	2nd FG%	3rd FG%	4th FG%	5th FG%
42 DJ Nussbaum	C 25:07	1-3	0-1	0-0	2 2 4	5 1 2	1	0	0	0	0	0	0	-7	3PT% 2-16	20.0%			
2 Taeshaud Jackson	G 11:54	0-5	0-1	0-0	2 1 3	2 0 0	0	0	2	0	0	0	-9	FT% 7-12	58.3%				
3 Asher Woods	G 34:11	3-14	0-7	2-2	0 3 3	4 5 8	0	0	2	0	0	0	-20	2nd FG% 10-34	29.4%				
10 Tony Felder	G 19:51	1-8	1-4	2-2	1 2 3	4 1 5	2	1	0	0	1	1	-1	3PT% 5-17	29.4%				
30 Sean Conway	G 32:53	7-13	3-8	0-0	7 6 13	3 1 17	2	3	1	0	0	-21	FT% 2-2	100%					
14 Sam Wolfe	03:45	0-0	0-0	0-0	0 1 1	0 0 0	0	0	0	0	0	0	2	GM FG% 16-64	25.0%				
44 Tyler Houser	32:25	0-9	0-6	4-6	1 3 4	3 4 0	4	0	3	1	1	0	-19	3PT% 7-33	21.2%				
11 Devin Butler	23:03	3-7	3-5	1-4	2 3 5	2 2 10	0	0	0	0	0	2	-18	FT% 9-14	64.3%				
4 Rickey Bradley	16:51	1-5	0-1	0-0	0 1 1	2 2 2	1	0	0	0	0	2	-14	Dead Ball Rebounds: 2, 0					
Team					0 2 2	0 0 0	0	1											
Totals		16-64	7-33	9-14	15 24 39	25 16 48	6	12	2	1	5	-21							
Technical Fouls: NONE																			

Richmond - 69															Record: 1-0					
NO. Name	Min	FG	3P	FT	Rebounds	Fouls	TP	AS	TO	ST	Blocks	BS	BA	+/-	Shooting By Period					
		M-A	M-A	M-A	OR DR TOT	PF FD									1st FG%	2nd FG%	3rd FG%	4th FG%	5th FG%	
3 Tyler Burton	F 31:10	4-12	2-8	2-2	2 9 11	1 2 12	2	0	0	0	1	1	14	3PT%	5-18	27.8%				
15 Matt Grace	F 27:20	0-1	0-1	1-2	0 4 4	1 3 1	3	2	0	0	1	0	2	FT%	5-12	41.7%				
32 Neal Quinn	C 19:24	3-3	0-0	1-4	1 6 7	2 4 7	3	1	0	0	1	0	18	2nd FG%	14-24	58.3%				
1 Jason Nelson	G 28:26	5-10	1-4	2-8	0 2 2	4 5 13	3	0	2	0	0	0	17	3PT%	2-10	20.0%				
22 Andre Gustavson	G 22:53	2-5	1-4	0-0	1 1 2	2 1 5	1	1	2	0	0	0	14	FT%	11-17	64.7%				
24 Isaiah Bigelow	18:42	3-6	0-3	5-6	0 4 4	3 3 11	0	2	1	0	0	0	14	GM FG%	23-51	45.1%				
4 DJ Bailey	16:39	3-5	1-2	0-1	3 5 8	2 3 7	1	3	0	0	0	0	6	3PT%	7-28	25.0%				
11 Jason Roche	17:40	1-5	1-4	3-4	2 1 3	1 3 6	0	0	0	0	1	0	18	FT%	16-29	55.2%				
2 Marcus Randolph	13:38	1-3	1-2	2-2	0 1 1	0 1 0	5	0	0	0	0	0	5	Dead Ball Rebounds: 8, 1						
21 Mike Walz	02:40	0-0	0-0	0-0	0 1 1	0 0 0	0	0	0	0	1	0	-1							
35 Aidan Noyes	01:28	1-1	0-0	0-0	0 0 0	0 0 0	0	2	0	0	0	0	-2							
Team					0 1 1	0 0 0	0	0												
Totals		23-51	7-28	16-29	9 35 44	17 25 69	13	10	5	1	5	-21								
Technical Fouls: Coach 1 st 2 nd 4 th																				

VMI		RICH		Points from		Turnovers		Period by Period Scoring	
Biggest lead	5 (1 st 17:50)	26 (2 nd 4:15)		Paint	16 30	Second Chance	15 7	VMI	21 27 48
Best Scoring Run	5 (1 st 17:50)	16 (2 nd 4:15)		Fast Breaks	1 14	Bench	16 31	RICH	28 41 69
Lead Changes	1								
Times Tied	0								
Time with Lead	06:19	32:06							



Official Basketball Box Score - Final

UNI at Richmond

11/11/22 Robins Center, Richmond

2022-23 Men's Basketball

Game Time: 7:00 PM

Game Duration: 1:51

Attendance: 6,814

UNI - 55

Record: 1-1

Officials: Chet Walker, Brooks Wells, Connor Mooney


NO. Name	Min	FG M-A	3P M-A	FT M-A	Rebounds OR DR TOT	Fouls PF FD	TP	AS	TO	ST	Blocks BS BA	+/-	Shooting By Period						
34 James Betz	F 27:02	2-8	2-6	0-0	1 2 3	3 1 6	1	0	1	0	1	0	-7	1st FG% 2-11	18.2%				
0 Nate Heise	G 35:26	4-10	0-3	2-6	0 4 4	2 3 10	1	2	2	0	0	2	-11	FT% 7-10	70%				
4 Trey Campbell	G 29:46	3-7	0-2	0-0	2 2 4	2 0 6	2	2	1	1	0	0	-9	2nd FG% 10-35	28.6%				
13 Bowen Born	G 35:57	6-17	1-7	4-4	0 2 2	1 3 17	1	0	0	0	0	2	-16	3PT% 1-11	9.1%				
32 Tytan Anderson	G 31:17	4-10	0-0	5-5	5 5 10	2 4 13	0	2	1	0	0	0	-11	FT% 5-7	71.4%				
1 Cole Henry	06:52	0-1	0-0	0-0	0 5 5	1 0 0	0	0	0	1	0	0	-7	GM FG% 20-61	32.8%				
15 Michael Duax	07:41	1-2	0-0	1-2	2 0 2	3 1 3	0	0	0	0	0	0	-1	3PT% 3-22	13.6%				
3 Landon Wolf	17:25	0-4	0-3	0-0	0 2 2	0 0 0	0	0	0	1	1	0	-5	FT% 12-17	70.6%				
33 Drew Daniel	04:34	0-1	0-1	0-0	0 0 0	1 0 0	0	0	0	1	0	0	-2	Dead Ball Rebounds: 3, 0					
23 Derek Krogmann	02:22	0-1	0-0	0-0	0 1 1	0 0 0	0	0	0	0	0	0	0						
2 Ege Pekarski	01:49	0-0	0-0	0-0	0 1 1	0 0 0	0	0	0	0	0	0	0						
20 Chase Courbat	01:49	0-0	0-0	0-0	0 0 0	0 0 0	0	0	0	0	0	0	2						
Team					1 1 2	0 0 0	0	0											
Totals		20-61	3-22	12-17	11 25 36	15 12 55	5	8	7	2	4	-13							
Technical Fouls: NONE																			

Richmond - 68															Record: 2-0															Technical Fouls: NONE														
NO. Name		Min	FG	3P	FT	Rebounds			Fouls			TP	AS	TO	ST	Blocks		+/-	Shooting By Period																									
			M-A	M-A	M-A	OR	DR	TOT	PF	FD						BS	BA		1st	FG%	11-30	36.7%																						
3	Tyler Burton	F 28:37	3-6	1-3	4-5	1	8	9	1	5	11	0	0	1	1	1	3	3PT%	2-14	14.3%																								
15	Matt Grace	F 25:47	3-8	0-3	0-0	0	3	3	1	0	6	5	1	0	1	0	14	FT%	8-9	88.9%																								
32	Neal Quinn	C 19:07	2-3	0-0	4-6	2	6	2	5	2	5	8	3	1	0	1	0	4	2nd	FG%	13-23	56.5%																						
1	Jason Nelson	G 31:08	9-15	1-5	2-2	0	3	3	1	1	21	2	3	1	0	0	16	3PT%	1-13	46.2%																								
22	Andre Gustavson	G 25:47	1-3	1-3	0-0	1	2	3	1	0	3	0	1	0	0	0	7	FT%	4-6	66.7%																								
4	DJ Bailey	0:46	0-3	0-1	0-0	0	0	2	1	0	2	1	0	0	0	0	0	GM	FG%	24-53	45.3%																							
24	Isaiah Bigelow	18:43	0-4	0-3	0-0	1	6	7	3	1	0	0	2	1	0	0	6	3PT%	8-27	29.6%																								
11	Jason Roche	21:33	5-8	4-6	0-0	1	1	2	0	0	14	0	0	0	0	1	0	FT%	12-15	80.0%																								
2	Marcus Randolph	10:34	1-2	1-2	2-2	0	1	1	2	1	5	0	2	1	0	0	5	Dead Ball Rebounds: 1, 0																										
12	Malcolm Dread	01:02	0-1	0-1	0-0	0	0	0	0	0	0	0	0	0	0	0	-2																											
21	Mike Walz	01:02	0-0	0-0	0-0	0	0	0	0	0	0	0	0	0	0	0	-2																											
34	Gabe Arizin	01:02	0-0	0-0	0-0	0	1	1	0	0	0	0	0	0	0	0	-2																											
35	Aidan Noyes	01:02	0-0	0-0	0-0	0	0	0	0	0	0	0	0	0	0	0	-2																											
Team						0 2 2			0			0																																
Totals			24-53	8-27	12-15	6	32	38	12	15	68	10	11	4	4	2	13																											

Technical Fouls: NONE

	UNI	RIC	Points from		Period by Period Scoring				
Biggest lead	4 (1 st 14:25)	16 (2 nd 11:30)	Turnovers	UNI	RIC	1st	2nd	TOT	
Best Scoring Run	5(2 nd 9:11)	7(2 nd 18:23)	Paint	30	30	UNI	29	26	55
Lead Changes	4		Second Chance	6	8	RIC	32	36	68
Times Tied	5		Fast Breaks	5	0				
Time with Lead	05:19	31:08	Bench	3	19				

BOX SCORES



Official Basketball Box Score - Final

Syracuse at Richmond

11/21/22 Barclays Center, Brooklyn, N.Y.

Vivid Seats Empire Classic benefiting WWP

Game Time: 7:00 PM

Game Duration: 2:00

Syracuse - 74

Record: 3-1

NO. Name	Min	FG M/A	3P M/A	FT M/A	Rebounds OR DR TOT	Fouls PF FF	TP AS TO ST	Blocks BS BA	+/-	Shooting By Period				
0 Chris Bell	F 33:30	4-8	3-5	0-0	0 1 1	1 0	11 1 1 0	0 0	3	1 st FG%	15-26	57.7%		
13 Benny Williams	F 39:38	2-6	0-1	0-0	1 2 3	4 0	4 1 1 4	0 0	8	3PT%	4-7	57.1%		
14 Jesse Edwards	C 31:12	4-6	0-0	2-4	4 4 8	3 4	10 1 1 2	6 0	9	FT%	0-0	0%		
3 Judah Mintz	G 37:34	7-16	0-1	2-2	1 0 1	1 1	16 4 0 3	1 0	8	2 nd FG%	11-31	35.5%		
11 Joseph Girard III	G 42:12	12-24	4-11	3-5	1 3 4	1 5	31 2 2 0	0 0	4	3PT%	3-11	27.3%		
55 Mounir Hima	13:48	0-1	0-0	0-0	0 1 1	1 1	0 0 0 0	2 0	-6	OTFG%	4-6	66.7%		
1 Malik Brown	05:22	1-1	0-0	0-0	1 1 2	1 0	2 0 0 0	0 0	-5	3PT%	0-0	0.0%		
5 Justin Taylor	11:30	0-1	0-0	0-0	0 1 1	0 0	0 1 0 0	0 0	0	FT%	3-5	60%		
10 Symir Torrence	10:14	0-0	0-0	0-0	0 0 0	0 1	0 1 1 1	0 0	-6	GM FG%	30-63	47.6%		
Team					1 5 6	0	0	0		3PT%	7-18	38.9%		
Totals		30-63	7-18	7-11	9 18 27	12 12	74 11 6 10	9 0	3	FT%	7-11	63.6%		

Technical Fouls: NONE

Dead Ball Rebounds: 3, 1

Richmond - 71

Record: 2-3


NO. Name	Min	FG M/A	3P M/A	FT M/A	Rebounds OR DR TOT	Fouls PF FF	TP AS TO ST	Blocks BS BA	+/-	Shooting By Period				
3 Tyler Burton	F 45:00	4-14	2-8	3-8	4 11 15	0 6	13 2 3 1	0 2	-3	1 st FG%	12-31	38.7%		
24 Isaiah Bigelow	F 33:32	7-19	3-9	0-0	0 2 2	0 1	17 0 2 1	0 2	-8	3PT%	4-11	36.4%		
32 Neal Quinn	C 33:52	4-6	0-0	0-0	5 4 9	4 2	8 2 2 0	0 0	-3	FT%	1-1	100%		
1 Jason Nelson	G 36:21	5-9	4-6	0-0	3 1 4	4 1	14 6 2 2	0 0	-4	2 nd FG%	12-24	50.0%		
22 Andre Gustavson	G 30:34	1-5	0-0	0-0	1 1 3	1 2	3 2 0 0	0 2	-5	3PT%	7-12	58.3%		
4 Dj Bailey	12:43	2-4	0-0	1-1	3 4 0	0 1	5 2 1 1	0 0	1	OTFG%	3-11	27.3%		
21 Mike Walz	00:52	0-0	0-0	0-0	0 0 0	0 0	0 0 1 0	0 0	-4	3PT%	2-8	25.0%		
11 Jason Roche	30:20	4-9	4-8	0-0	3 2 5	1 0	12 1 1 0	0 0	10	GM FG%	0-0	0%		
2 Marcus Randolph	01:46	0-0	0-0	0-0	0 0 0	0 0	0 0 0 0	0 0	1	FT%	0-0	0%		
Team					2 2 4	0	4	0		3PT%	13-31	41.9%		
Totals		27-66	13-31	4-9	20 24 44	12 12	71 16 18 5	0 9	-3	FT%	4-9	44.4%		

Technical Fouls: NONE

Dead Ball Rebounds: 5, 1

	Syr	Rich	Points from Turnovers		Period by Period Scoring					
Biggest lead	12 (1 st 15:05)	5 (2 nd 5:54)	Turnovers	Syr 27	Rich 8	1st	2nd	OT1	TOT	
Best Scoring Run	12 (1 st 15:05)	8 (2 nd 19:01)	Paint	40	26	Syr	34	29	11	74
Lead Changes	16		Second Chance	13	9	Rich	29	34	8	71
Times Tied	8		Fast Breaks	13	10					
Time with Lead	24:51	13:30	Bench	2	17					

Game Notes: VIVID SEATS EMPIRE CLASSIC benefiting WWP - SEMIFINAL GAME 1 ♦



Official Basketball Box Score - Final

Game Time: 7:00 PM

Game Duration: 1:48

Temple at Richmond

11/22/22 Barclays Center, Brooklyn, N.Y.

Vivid Seats Empire Classic benefiting WWP

Temple - 49

Record: 2-4

NO. Name	Min	FG M-A	3P M-A	FT M-A	Rebounds OR DR TOT	Fouls PF FD	TP AS TO ST	Blocks BS BA	+/-
4 Jamille Reynolds	F 17:30	0-1	0-1	0-0	1 4 5	3 1 0	0 3 0 0	0 0	-13
24 Zach Hicks	F 33:00	2-6	2-5	0-0	0 2 2	3 0 6	3 1 1 0	0 0	-4
0 Khalif Battle	G 40:00	10-20	6-11	0-0	0 5 5	3 2 26	2 6 0 0	1 1	-12
1 Damian Dunn	G 14:49	0-4	0-2	1-2	0 1 1	2 3 1	0 1 0 0	0 0	11
3 Hysier Miller	G 39:27	3-11	2-7	2-5	2 5 7	1 2 10	6 3 0 1	1 1	-11
15 Kur Jongkuch	14:40	0-0	0-0	0-0	1 3 4	0 1 0	2 0 0 0	0 0	1
55 Shane Dezorie	18:33	1-5	0-1	0-0	2 1 3	3 2 2	1 1 0 0	0 0	-20
11 Nick Jourdain	22:01	2-2	0-0	0-0	1 3 4	3 0 4	1 1 0 0	1 0	-12
Team					2 0 2	0	0	0	
Totals		16-49	10-27	3-7	9 24 33	18 11	49 15 16 1	5 3	-12

Shooting By Period

1st FG% 8-18 44.4%

3PT% 5-11 45.5%

FT% 0-0 0%

2nd FG% 10-31 32.3%

3PT% 5-16 31.3%

FT% 3-7 42.9%

GM FG% 16-49 32.7%

3PT% 10-27 37.0%

FT% 3-7 42.9%

Dead Ball Rebounds: 3, 0

Richmond - 61

Record: 3-3

Technical Fouls: NONE

Shooting By Period

NO. Name	Min	FG M-A	3P M-A	FT M-A	Rebounds OR DR TOT	Fouls PF FD	TP AS TO ST	Blocks BS BA	+/-
3 Tyler Burton	F 38:58	8-17	0-4	2-2	1 5 6	0 5 18	3 1 1 2	1 2	12
24 Isaiah Bigelow	F 22:23	1-5	1-2	0-2	0 2 2	3 3 3	0 0 1 0	0 0	-7
32 Neal Quinn	C 25:20	3-9	0-0	0-0	3 5 8	2 1 6	3 3 2 1	3 19	19
1 Jason Nelson	G 34:09	3-9	2-5	5-6	2 2 4	1 6 13	2 2 2 0	0 0	-3
22 Andre Gustavson	G 35:15	5-6	1-1	1-2	1 5 6	4 1 12	2 2 1 0	0 0	-5
21 Mike Walz	01:46	0-0	0-0	0-0	0 0 0	0 0 0	0 0 0 0	0 0	-1
22 Andre Gustavson	G 30:34	1-5	0-0	0-0	1 1 3	1 2 3	2 0 0 0	0 0	7
4 Dj Bailey	04:30	0-1	0-1	0-0	1 0 1	0 0 0	0 1 0 0	0 0	1
2 Marcus Randolph	20:58	1-1	1-1	0-0	1 2 3	0 2 3	3 1 0 0	0 0	25
Team					0 0 0	0	0	1	
Totals		23-53	7-19	8-12	9 23 32	11 18	61 13 10 8	3 5	12

Shooting By Period

1st FG% 11-30 36.7%

3PT% 4-15 26.7%

FT% 1-1 100%

2nd FG% 12-23 52.2%

3PT% 3-4 75.0%

FT% 7-11 63.6%

GM FG% 23-53 43.4%

3PT% 7-19 36.8%

FT% 8-12 66.7%

Dead Ball Rebounds: 1, 0

Temp

UR

Biggest lead

9 (1st 8:59)

14 (2nd 4:19)

Best Scoring Run

8 (1st 14:44)

15 (1st 4:08)

Lead Changes

5

Times Tied

2

Time with Lead

13:27

25:17

Points from Turnovers

11

16

Paint

14

26

Second Chance

11

11

Fast Breaks

2

4

Bench

6

9

Period by Period Scoring

Temp	1st	2nd	TOT
21	28	49	

UR	27	34	61
----	----	----	----

BOX SCORES

Official Basketball Box Score - Final														
Drake at Richmond														
12/10/22 Robins Center, Richmond														
2022-23 Men's Basketball														
Game Time: 2:00 PM														
Game Duration: 1:53														
Attendance: 6,447														
Officials: Raymie Slyons, Tim Comer, Jeff Pon														
Drake - 52														
Record: 8-2														
NO. Name	Min	FG	3P	FT	Rebounds	Fouls	TP	AS	TO	ST	Blocks	BS	BA	+/-
51 Darnell Brodie	18:07	1-6	0-0	0-2	3 5	3 3	2	0	4	0	0	1	1	-11
0 D.J. Wilkins	5:22	0-5	0-3	1-2	0 1	1 3	1	1	1	0	0	0	0	-20
1 Roman Penn	30:42	4-9	0-1	2-3	1 4	5 3	2	10	1	2	0	0	0	-17
3 Garrett Sturtz	26:03	1-5	0-1	2-2	0 3	3 2	4	2	2	0	0	0	0	-22
12 Tucker DeVries	30:40	3-11	1-6	2-2	0 4	4 1	3	9	0	1	1	0	1	-32
14 Sardaar Calhoun	20:15	7-13	2-6	1-1	0 0	0 4	1	17	0	2	3	0	0	-10
35 Eric Northweather	12:32	0-2	0-2	1-2	0 0	3 0	2	1	1	0	0	2	0	-23
10 Okay Djamgouz	07:31	0-0	0-0	0-0	0 0	0 0	1	0	0	0	0	0	0	-8
4 Connor Enright	20:26	1-3	0-1	2-2	0 2	2 3	1	4	0	2	0	0	0	-9
21 Bryceon Burns	04:11	0-1	0-1	0-0	0 0	0 0	1	0	0	0	0	0	0	1
14 Nate Ferguson	04:11	1-1	0-0	2-2	0 1	1 1	1	4	0	0	0	1	0	1
Team					0 1	1	0	0	0	0	0	0	0	
Totals		18-56	3-21	13-18	4 24	28	21	19	52	5	13	6	3	2 -30
Technical Fouls: NONE														

Richmond - 82														
Record: 4-5														
NO. Name	Min	FG	3P	FT	Rebounds	Fouls	TP	AS	TO	ST	Blocks	BS	BA	+/-
3 Tyler Burton	32:11	5-11	0-3	7-9	1 6	7 1	8	17	2	1	2	1	0	36
15 Matt Grace	26:20	2-5	0-2	0-0	0 6	6 1	0	4	2	2	0	1	1	18
32 Neal Quinn	20:16	8-9	0-1	1-3	0 6	2 3	17	3	0	1	0	0	0	24
1 Jason Nelson	28:26	6-9	3-3	4-5	0 4	4 2	5	19	1	2	1	0	1	23
22 Andre Gustavson	17:31	1-3	0-1	0-0	0 2	2 3	0	2	0	1	0	0	0	19
11 Jason Roche	24:10	2-4	1-3	2-2	0 1	1 2	1	7	0	1	0	0	0	25
4 DJ Bailey	14:08	1-5	0-1	0-0	0 4	4 2	0	2	1	1	1	0	1	6
24 Isaiah Bigelow	14:50	3-6	0-3	1-1	0 5	5 2	3	7	0	0	2	0	0	6
2 Marcus Randolph	10:27	0-1	0-0	0-0	1 1	2 3	0	0	2	0	0	0	0	-8
21 Mike Walz	04:11	1-1	0-0	2-2	1 2	3 1	1	4	0	3	0	0	0	-1
5 Connor Crabtree	03:45	1-1	1-1	0-0	0 0	0 0	0	3	0	0	0	0	0	1
35 Aidan Noyes	03:45	0-0	0-0	0-0	0 1	1 0	0	0	0	0	0	0	0	1
Team					0 0	0	0	0	2					
Totals		30-55	5-18	17-22	3 38	41	19	21	82	9	15	7	2	3 -30
Technical Fouls: NONE														


DRAKE		RICH	
Biggest lead	0 (1 st 20:00)	31 (2 nd 4:43)	
Best Scoring Run	8 (2 nd 10:10)	17 (1 st 13:09)	
Lead Changes	0		
Times Tied	0		
Time with Lead	00:00	38:28	
Points from Turnovers		DRAKE RICH	
		15	16
		24	46
		0	4
Fast Breaks		DRAKE RICH	
		10	12
		26	23
Bench		DRAKE RICH	
		47	35
		82	

Official Basketball Box Score - Final														
Fairleigh Dickinson at Richmond														
12/13/22 Robins Center, Richmond														
2022-23 Men's Basketball														
Game Time: 7:00 PM														
Game Duration: 1:34														
Attendance: 5,004														
Officials: John Gaffney, Bill Covington Jr., Pat O'Connell														
Fairleigh Dickinson - 48														
Record: 6-7														
NO. Name	Min	FG	3P	FT	Rebounds	Fouls	TP	AS	TO	ST	Blocks	BS	BA	+/-
5 Ansel Almonor	25:09	3-10	1-6	0-0	0 6	6 1	3	7	2	2	1	0	0	-18
1 Joe Munden Jr.	16:03	3-6	1-2	1-1	1 0	1 0	1	8	0	0	0	0	0	-21
2 Demetre Roberts	28:54	2-13	2-5	1-2	1 0	1 0	1	7	2	1	1	0	1	-27
4 Grant Singleton	25:44	4-10	2-5	0-0	0 6	6 1	0	10	2	0	1	0	0	-19
12 Sebastian Lamaute	18:21	0-6	0-4	0-0	1 0	1 0	3	0	1	1	0	0	0	-4
11 Sean Moore	22:59	1-2	0-1	0-0	1 2	3 3	0	2	1	2	4	0	0	-26
13 Joriel Emanuel	20:39	2-3	0-0	1-1	1 3	4 0	1	5	1	1	0	0	0	-14
21 Cameron Tweedy	10:54	2-6	0-0	0-0	2 2	4 2	0	4	2	0	2	0	2	-7
22 Trevon Blessingame	20:21	2-5	1-4	0-0	0 0	0 0	1	5	0	2	1	0	0	-5
24 Brayden Reynolds	06:15	0-0	0-0	0-0	1 1	2 0	0	0	1	0	0	0	0	-2
14 Pier-Olivier Racine	01:34	0-0	0-0	0-0	0 0	0 0	0	0	0	1	0	0	0	-3
25 Daniel Rodriguez	02:23	0-0	0-0	0-0	0 0	0 0	0	0	0	0	0	0	0	-1
20 Brandon Upshaw	00:44	0-0	0-0	0-0	0 0	0 0	0	0	0	0	0	0	0	2
Team					1 1	2	0	0	1					
Totals		19-61	7-27	3-4	8 21	29	13	6	48	12	11	10	0	4 -29
Technical Fouls: NONE														

Richmond - 77														
Record: 5-5														
NO. Name	Min	FG	3P	FT	Rebounds	Fouls	TP	AS	TO	ST	Blocks	BS	BA	+/-
3 Tyler Burton	22:01	5-9	1-5	1-1	0 9	9 0	2	12	1	0	0	1	0	29
15 Matt Grace	22:40	2-3	0-1	0-0	0 2	2 1	0	4	2	3	0	0	0	17
32 Neal Quinn	19:31	4-4	1-1	0-0	1 4	5 0	0	9	3	1	1	3	0	30
1 Jason Nelson	23:50	3-7	1-5	2-2	0 2	2 2	4	9	5	2	0	0	0	22
22 Andre Gustavson	19:59	1-4	1-2	0-0	0 2	2 0	0	3	1	0	2	0	0	22
4 DJ Bailey	14:17	1-2	0-1	1-2	0 2	2 0	3	3	3	0	0	0	0	9
11 Jason Roche	22:40	3-7	3-6	0-0	1 2	3 0	0	9	1	1	0	0	0	2
24 Isaiah Bigelow	15:47	6-9	3-4	2-2	2 4	6 0	3	17	2	2	1	0	0	10
2 Marcus Randolph	10:53	1-2	1-1	0-0	0 2	2 0	1	3	0	1	0	0	0	10
5 Connor Crabtree	08:45	0-2	0-2	0-0	1 2	3 0	0	0	1	1	0	0	0	-6
21 Mike Walz	10:51	1-2	0-0	0-0	0 0	0 0	2	0	2	0	1	0	0	-2
35 Aidan Noyes	05:15	2-3	2-3	0-0	0 1	1 0	0	6	0	0	0	0	0	4
12 Malcolm Dread	02:23	0-0	0-0	0-0	0 2	2 0	0	0	0	0	0	0	0	1
34 Gabe Arizin	01:40	0-0	0-0	0-0	0 0	0 0	0	0	0	0	0	0	0	1
10 Liam Weaver	00:44	0-0	0-0	0-0	0 0	0 0	1	0	0	0	0	0	0	-2
25 Quentin Southall	00:44	0-1	0-0	0-0	0 0	0 0	0	0	0	0	0	0	0	-2
Team					0 0	0	0	0	0					
Totals		29-55	13-31	6-7	5 34	39	6	13	77	19	14	5	4	0 -29
Technical Fouls: NONE														

	FDU	RICH							
Biggest lead	0 (1 st 20:00)	36 (2 nd 16:33)	Points from Turnovers	FDU	RICH	Period by Period Scoring			
Best Scoring Run	8 (2 nd 7:18)	22 (1 st 9:17)	Paint	22	32	1st	2nd	TOT	
Lead Changes			Second Chance	9	8	FDU	9	39	48
Times Tied	0		Fast Breaks	6	0	RICH	42	35	77
Time with Lead	00:00	39:34	Bench	16	40				

BOX SCORES



Official Basketball Box Score - Final

Richmond at Davidson

01/11/23 Bek Arena, Davidson

2022-23 Men's Basketball

Game Time: 7:00 PM

Game Duration: 1:48

Attendance: 3,052

Richmond - 61

Record: 10-7 (3-1)

NO.	Name	Min	FG	3P	FT	Rebounds	Fouls	TP	AS	TO	ST	Blocks	BS	BA	+/-																																
3	Tyler Burton	F 40:00	4-11	0-6	9-12	0	12	12	2	7	17	1	5	1	0	-4																															
15	Matt Grace	F 25:29	1-4	1-4	0-0	0	4	4	3	1	3	2	0	0	0	-4																															
32	Neal Quinn	C 27:55	3-6	0-0	0-1	2	4	6	1	1	6	3	0	0	0	0																															
1	Jason Nelson	G 32:09	5-8	4-6	2-3	0	3	3	0	3	16	0	3	0	0	-4																															
22	Andre Gustavson	G 27:13	2-4	1-2	0-1	0	2	2	3	1	5	0	1	0	1	-12																															
2	Marcus Randolph	12:28	2-3	1-2	0-0	0	0	0	0	0	5	1	2	0	0	13																															
11	Jason Roche	14:31	1-4	1-4	0-0	0	0	0	2	0	3	1	0	0	0	5																															
24	Isaiah Bigelow	20:15	2-5	1-3	1-2	1	7	8	0	3	6	4	2	1	1	0																															
Team			0			0			0			0			0																																
Totals			20-45			9-27			12-19			3			32			35			11			16			61			12			13			6			3			1			4		

Technical Fouls: NONE

Davidson - 57

Record: 9-8 (3-3)

NO.	Name	Min	FG	3P	FT	Rebounds	Fouls	TP	AS	TO	ST	Blocks	BS	BA	+/-																																
1	Reed Bailey	F 24:31	2-4	0-1	0-0	0	1	1	3	1	4	0	3	1	0	0	7																														
3	Sam Mennenga	F 35:58	4-16	0-4	3-4	3	13	16	2	4	11	0	0	0	1	-1																															
0	Foster Loyer	G 33:16	3-12	1-7	0-0	0	4	4	1	4	7	4	2	1	0	2																															
4	Desmond Watson	G 34:20	5-12	2-7	1-4	2	7	9	3	2	13	4	1	0	1	0																															
5	Grant Huffman	G 32:58	2-4	1-2	6-6	0	1	1	2	3	11	1	2	2	0	-9																															
23	Connor Kochera	22:36	2-3	2-3	0-0	0	2	2	0	0	6	1	0	1	0	0																															
42	David Skogman	13:41	2-4	1-2	0-0	0	0	2	2	0	5	0	1	0	0	-12																															
15	Sean Logan	02:40	0-1	0-1	0-0	0	0	0	0	0	0	0	0	0	0	-3																															
Team			0			0			0			0			0																																
Totals			20-56			7-27			10-14			7			28			35			16			11			57			10			9			5			1			3			-4		

Technical Fouls: NONE


RIC

DAV

Biggest lead	15 (2 nd 9:20)	6 (1 st 17:15)
Best Scoring Run	13 (1 st 13:01)	11 (2 nd 5:23)
Lead Changes	1	
Times Tied	0	
Time with Lead	35:08	03:17

Points from	RIC	DAV
Turnovers <td>8</td> <td>15</td>	8	15
Paint	22	24
Second Chance	3	6
Fast Breaks	11	2
Bench	14	11

Period by Period Scoring			
	1st	2nd	TOT
RIC	33	28	61
DAV	30	27	57



Official Basketball Box Score - Final

Richmond at St. Bonaventure

01/14/23 Rely Center, St. Bonaventure, NY

2022-23 St. Bonaventure Men's Basketball

Game Time: 2:30 PM

Game Duration: 2:04

Attendance: 4,351

Richmond - 63

Record: 10-8 (3-2)

NO.	Name	Min	FG	3P	FT	Rebounds	Fouls	TP	AS	TO	ST	Blocks	BS	BA	+/-																																
3	Tyler Burton	F 36:45	5-11	1-5	4-7	0	5	5	3	5	15	2	4	1	0	0																															
15	Matt Grace	F 27:49	6-9	4-7	0-0	2	3	5	2	1	16	1	3	1	1	0																															
32	Neal Quinn	C 21:18	1-5	0-0	2-2	1	3	4	3	2	4	2	2	1	1	1																															
1	Jason Nelson	G 29:12	2-7	0-4	2-2	1	3	4	3	4	6	2	4	0	1	0																															
22	Andre Gustavson	G 31:36	0-2	0-1	0-0	0	4	4	2	0	0	1	0	0	0	1																															
2	Marcus Randolph	11:32	0-2	0-2	0-0	0	1	1	2	1	0	3	1	0	0	0																															
24	Isaiah Bigelow	22:51	2-8	0-4	9-10	1	5	6	4	5	13	1	1	1	0	1																															
11	Jason Roche	18:57	3-6	3-5	0-0	0	0	0	1	0	9	0	0	0	0	0																															
Team			1			2			0			0			0																																
Totals			19-50			9-28			17-21			6			26			32			20			18			63			12			15			4			3			3			-8		

Technical Fouls: Nelson 1st 14:27

St. Bonaventure - 71

Record: 9-9 (3-2)


NO.	Name	Min	FG	3P	FT	Rebounds	Fouls	TP	AS	TO	ST	Blocks	BS	BA	+/-																													
0	Barry Evans	F 16:49	1-2	0-0	0-0	1	2	3	0	0	2	0	1	1	0	0																												
2	Yann Farrell	F 14:03	0-2	0-2	0-0	0	3	3	0	0	0	2	0	0	0	0																												
32	Chad Venning	F 23:59	2-5	0-0	3-4	1	2	3	3	4	7	1	1	0	2	1																												
1	Kyrell Luc	G 35:49	6-22	2-7	3-3	0	2	2	3	3	17	2	2	2	0	1																												
4	Moses Flowers	G 40:00	4-12	3-7	9-10	2	3	5	2	7	20	3	0	0	0	1																												
5	Daryl Banks III	23:11	7-9	3-4	3-3	0	1	1	4	3	20	0	1	2	0	0																												
11	Anouar Mellouk	16:01	1-2	0-0	1-2	1	3	4	0	1	3	0	0	0	0	0																												
35	Anquan Hill	25:57	1-4	0-1	0-1	1	9	10	2	1	2	1	0	1	1	0																												
24	Brett Rumpel	04:11	0-0	0-0	0-0	0	0	0	1	0	0	0	1	0	0	0																												
Team			2			1			0			0			0																													
Totals			22-58			8-21			19-23			8			26			34			18			19			71			7			8			6			3			8		

Technical Fouls: NONE

		RICH	BONAS
Biggest lead		8 (2 nd 19:42)	15 (2 nd 7:27)
Best Scoring Run		7 (2 nd 5:20)	12 (2 nd 7:57)
Lead Changes		13	12
Times Tied		7	11
Time with Lead		13:39	18:27

		RICH		BONAS	
Turnovers		8	15		
Paint		20	20		
Second Chance		10	12		
Fast Breaks		7	11		
Bench		22	25		

		Period by Period Scoring		
		1st	2nd	TOT
RICH		29	34	63
BONAS		23	48	71



Official Basketball Box Score - Final

Rhode Island at Richmond

01/17/23 Robins Center, Richmond

2022-23 Men's Basketball

Game Time: 7:00 PM

Game Duration: 1:49

Attendance: 5,892

Rhode Island - 57

Record: 6-12 (2-4)

NO.	Name	Min	FG	3P	FT	Rebounds	Fouls	TP	AS	TO	ST	Blocks	BS	BA	+/-		
22	Alex Tchikou	C 20:41	1-3	0-0	2-3	1	3	4	3	4	0	3	0	2	0	0	
2	Braydon Freeman	G 33:16	6-13	1-4	5-5	1	1	2	0	5	18	5	3	0	1	-7	
5	Jalen Carey	G 29:00	2-8	1-4	0-0	1	5	6	2	0	5	1	3	0	1	-1	
10	Ishmael Leggett	G 34:42	5-15	3-7	0-0	0	5	5	3	0	13	1	0	1	1	-4	
12	Malik Martin	G 27:43	3-4	0-0	0-0	0	4	4	0	0	6	0	0	2	0	-9	
1	Abdou Samb	G 07:57	0-0	0-0	0-0	0	1	1	3	0	0	0	0	1	0	-8	
4	Sebastian Thomas	25:23	2-5	2-3	0-0	1	3	4	2	1	6	3	2	2	0	-1	
20	Brandon Weston	09:56	0-2	0-1	0-0	0	1	1	1	0	0	0	2	0	0	-6	
15	Rory Stewart	11:22	2-4	1-3	0-0	1	1	2	2	0	5	0	0	0	0	1	
Team			0			0			0			0			0		
Totals			21-54	8-22	7-8	5	24	29	16	9	57	10	14	6	5	4	-7

Technical Fouls: NONE

NO.	Name	Min	FG	3P	FT	Rebounds	Fouls	TP	AS	TO	ST	Blocks	BS	BA	+/-		
3	Tyler Burton	F 39:12	9-20	1-6	4-4	1	6	7	1	5	23	1	1	4	0	4	
15	Mat Grace	F 28:50	2-5	0-0	0	0	1	4	5	3	0	4	1	0	1	-4	
32	Nel Quinn	C 20:31	6-11	0-0	2-3	0	5	5	0	6	14	1	2	0	1	15	
1	Jason Nelson	G 25:35	2-5	1-2	4-4	0	1	1	1	3	9	0	1	0	0	2	
22	Andre Gustavson	G 34:09	2-3	2-3	1-2	1	5	6	2	1	7	0	1	2	2	0	
11	Jason Roche	18:35	2-6	0-4	0	0	1	0	1	0	4	0	1	1	0	8	
2	Isaiah Bigelow	17:05	0-3	0-2	0	0	1	6	7	1	0	0	1	1	0	-1	
24	Marcan Randolph	09:53	1-1	0-0	1-1	0	1	2	0	1	3	0	0	1	0	7	
4	Dij Bailey	06:10	0-1	0-0	0-0	0	1	1	1	0	0	0	0	0	0	-2	
Team			0			1			0			1			0		
Totals			24-55	4-19	12-14	8	28	36	9	16	64	5	11	8	4	5	-7

Technical Fouls: NONE

NO.	Name	Min	FG	3P	FT	Rebounds	Fouls	TP	AS	TO	ST	Blocks	BS	BA	+/-	
1st	FG%	10-27	37.0%	3PT%	5-15	33.3%	FT%	2-2	100%	2nd	FG%	11-27	40.7%	3PT%	3-7	42.9%
3rd	FG%	5-6	83.3%	GM	FG%	21-54	39.4%	3PT%	8-22	36.4%	FT%	7-8	87.5%	Dead Ball Rebounds: 1,0		

Rhichmond - 64

Record: 11-8 (4-2)

NO.	Name	Min	FG	3P	FT	Rebounds	Fouls	TP	AS	TO	ST	Blocks	BS	BA	+/-		
3	Tyler Burton	F 39:12	9-20	1-6	4-4	1	6	7	1	5	23	1	1	4	0	4	
15	Mat Grace	F 28:50	2-5	0-0	0	0	1	4	5	3	0	4	1	0	1	-4	
32	Nel Quinn	C 20:31	6-11	0-0	2-3	0	5	5	0	6	14	1	2	0	1	15	
1	Jason Nelson	G 25:35	2-5	1-2	4-4	0	1	1	1	3	9	0	1	0	0	2	
22	Andre Gustavson	G 34:09	2-3	2-3	1-2	1	5	6	2	1	7	0	1	2	2	0	
11	Jason Roche	18:35	2-6	0-4	0	0	1	0	1	0	4	0	1	1	0	8	
2	Isaiah Bigelow	17:05	0-3	0-2	0	0	1	6	7	1	0	0	1	1	0	-1	
24	Marcan Randolph	09:53	1-1	0-0	1-1	0	1	2	0	1	3	0	0	1	0	7	
4	Dij Bailey	06:10	0-1	0-0	0-0	0	1	1	1	0	0	0	0	0	0	-2	
Team			0			1			0			1			0		
Totals			24-55	4-19	12-14	8	28	36	9	16	64	5	11	8	4	5	-7

Technical Fouls: NONE

NO.	Name	Min	FG	3P	FT	Rebounds	Fouls	TP	AS	TO	ST	Blocks	BS	BA	+/-	
1st	FG%	10-28	42.9%	3PT%	3-12	25.0%	FT%	4-5	80%	2nd	FG%	12-27	44.4%	3PT%	1-7	14.3%
3rd	FG%	8-9	88.9%	GM	FG%	24-55	43.6%	3PT%	4-19	21.1%	FT%	12-14	85.7%	Dead Ball Rebounds: 1,0		

Biggest lead

0 (1st 20:00), 15 (2nd 5:53)

Best Scoring Run

6 (1st 13:19), 9 (1st 16:18)

Lead Changes

0

Times Tied

0

Time with Lead

00:00 39:41

Points from

Turnovers

Paint

Second Chance

Fast Breaks

Bench

12

14

26

4

11

7

Period by Period Scoring

1st

2nd

TOT

27

30

57

RIC

31

33

64

BOX SCORES

Official Basketball Box Score - Final															Game Time: 7:00 PM Game Duration: 1:57 Attendance: 1,43				
Richmond at Massachusetts															Officials: Mark Schuur, Bart Lemox, Mike Palau				
Richmond - 76															Record: 11-10 (4-4)				
NO. Name	Min	FG	3P	FT	Rebounds	Fouls	TP	AS	TO	ST	Blocks	BS	BA	+/-	Shooting By Period				
		M-A	M-A	M-A	OR DR TOT	PF FO									1st FG%	2nd FG%	3rd FG%	FT%	GM FG%
3 Tyler Burton	F 36:47	5-15	3-7	7-8	0 10 10	3 7	20	2	2	2	0	1	-13		1st FG% 12-28 42.9%	3PT% 6-15 40.0%	FT% 7-11 63.6%		
15 Matt Grace	F 29:07	1-3	1-3	0-0	0 5 5	2 1	3	1	0	1	0	0	-13		2nd FG% 10-29 34.5%	3PT% 5-15 33.3%	FT% 14-14 100%		
32 Neal Quinn	C 30:24	6-12	0-2	7-8	3 2 5	4 4	19	6	2	0	0	2	-11		GM FG% 22-57 38.6%	3PT% 11-23 47.8%	FT% 21-25 84.0%		
1 Jason Nelson	G 31:12	1-6	1-2	2-4	1 2 3	3 2	5	2	1	1	0	0	-6		Dead Ball Rebounds: 2, 1				
22 Andre Gustavson	G 30:33	3-9	1-6	0-0	2 1 3	1 0	7	2	1	0	0	1	-12						
2 Marcus Randolph	14:52	1-3	1-2	0-0	0 0 0	1 0	3	2	1	0	0	0	5						
24 Isaiah Bigelow	18:26	3-5	2-4	4-4	1 2 3	4 3	12	0	0	1	0	0	4						
11 Jason Roche	08:39	2-4	2-4	1-1	0 1 1	2 3	7	0	0	0	0	0	1						
Team					1 1 2	0	0	1											
Totals		22-57	11-30	21-25	8 24 32	20 20	76	15	8	5	0	4	-9						
Technical Fouls: NONE															Shooting By Period				
Massachusetts - 85															Record: 12-8 (3-5)				
NO. Name	Min	FG	3P	FT	Rebounds	Fouls	TP	AS	TO	ST	Blocks	BS	BA	+/-	1st FG%	2nd FG%	3PT%	FT%	GM FG%
0 Wilkens Leveque	F 20:37	4-9	1-1	0-0	3 3 6	4 0	9	0	0	1	1	0	14		1st FG% 11-31 35.5%	3PT% 4-13 30.8%	FT% 6-7 85.7%		
1 Brandon Martin	F 18:16	1-5	0-0	1-2	0 2 2	1 1	3	1	0	0	1	0	5		2nd FG% 14-27 51.9%	3PT% 7-10 70.0%	FT% 18-21 85.7%		
33 Matt Cross	F 29:47	6-14	3-6	1-1	3 5 8	4 2	16	1	4	0	0	0	16		GM FG% 25-58 43.1%	3PT% 11-23 47.8%	FT% 24-28 85.7%		
3 Rahsoul Diggins	G 29:04	4-6	4-5	0-0	0 2 2	2 1	12	6	0	0	0	0	18		Dead Ball Rebounds: 2, 0				
12 RJ Luis	G 34:52	6-12	2-6	9-10	1 6 7	4 5	23	5	1	1	1	0	12						
2 Tafari Gapare	10:45	0-5	0-2	0-0	0 0 0	1 2	0	0	0	0	1	0	-13						
10 Isaac Kante	19:23	3-3	0-0	4-5	1 2 3	3 4	10	1	0	0	0	0	-5						
22 Keon Thompson	16:04	1-2	1-1	1-2	0 2 2	1 1	4	3	1	0	0	0	-12						
45 Dyondre Dominguez	21:12	0-2	0-2	8-8	0 6 6	0 4	8	2	0	1	0	0	10						
Team					2 1 3	0	0	0											
Totals		25-58	11-23	24-28	10 29 39	20 20	85	18	7	3	4	0	9						
Technical Fouls: NONE															Shooting By Period				
Biggest lead 7 (1st 4:14) 9 (2nd 0:18)															Points from Turnovers				
Best Scoring Run 8 (1st 8:00) 12 (2nd 0:18)															Paint				
Lead Changes 14															Second Chance				
Times Tied 12															Fast Breaks				
Time with Lead 16:20 19:05															Bench				

Official Basketball Box Score - Final															Game Time: 4:05 PM Game Duration: 1:37 Attendance: 13,407				
Richmond at Dayton															Officials: Sean Hut, Wallace Rutecki Jr., Greg Evans				
Richmond - 60															Record: 11-11 (6-5)				
NO. Name	Min	FG	3P	FT	Rebounds	Fouls	TP	AS	TO	ST	Blocks	BS	BA	+/-	Shooting By Period				
		M-A	M-A	M-A	OR DR TOT	PF FO									1st FG%	2nd FG%	3PT%	FT%	GM FG%
3 Tyler Burton	F 36:06	5-13	0-5	1-2	0 5 5	0 3	11	2	1	2	0	1	-28		1st FG% 11-28 39.3%	3PT% 1-10 10.0%	FT% 0-0 0%		
15 Matt Grace	F 26:26	1-6	1-4	0-0	0 2 2	0 1	3	3	0	0	0	0	-10		2nd FG% 15-32 46.9%	3PT% 3-8 37.5%	GM FG% 26-60 43.3%		
32 Neal Quinn	C 25:40	6-14	0-1	0-0	1 3 4	2 0	12	1	3	0	0	0	-24		3PT% 4-5 80.0%	FT% 4-5 80.0%	Dead Ball Rebounds: 0, 0		
1 Jason Nelson	G 23:28	1-4	0-1	0-0	0 2 2	0 0	2	1	2	0	0	0	-20						
22 Andre Gustavson	G 29:42	1-1	0-0	0-0	0 1 1	0 0	2	2	2	1	0	0	-21						
2 Marcus Randolph	14:18	3-6	0-1	0-0	0 1 1	0 0	6	0	0	0	0	2	-11						
24 Isaiah Bigelow	24:58	7-13	3-6	2-2	1 3 4	3 3	19	0	0	0	0	0	-18						
4 DJ Bailey	12:32	2-3	0-0	1-1	1 0 1	0 1	5	2	1	0	0	0	-18						
35 Aidan Noyes	03:54	0-0	0-0	0-0	0 1 1	0 0	0	0	0	0	0	0	2						
21 Mike Walz	02:56	0-0	0-0	0-0	1 1 2	0 0	0	1	0	0	0	0	0						
Team					2 1 3	0	0	0											
Totals		26-60	4-18	4-5	6 20 26	5 10	60	12	9	3	0	3	-26						
Technical Fouls: NONE															Shooting By Period				
Dayton - 86															Record: 14-8 (6-3)				
NO. Name	Min	FG	3P	FT	Rebounds	Fouls	TP	AS	TO	ST	Blocks	BS	BA	+/-	1st FG%	2nd FG%	3PT%	FT%	GM FG%
2 Toumani Camara	F 24:49	6-12	2-4	2-2	0 4 4	3 1	16	1	0	1	0	0	9		1st FG% 17-33 51.5%	3PT% 7-17 41.2%	FT% 2-2 100%		
15 DaRon Holmes II	F 28:41	8-13	1-2	0-0	2 7 9	0 2	17	1	2	1	1	0	29		2nd FG% 17-27 63.0%	3PT% 7-10 70.0%	FT% 2-2 100%		
23 R.J. Blakney	F 23:23	3-6	1-3	0-0	1 2 3	3 0	7	3	1	1	1	0	3		GM FG% 34-60 56.7%	3PT% 14-27 51.9%	FT% 4-4 100.0%		
11 Malachi Smith	G 29:12	1-3	0-1	0-0	0 1 1	0 0	2	13	1	1	0	0	19		Dead Ball Rebounds: 1, 1				
24 Kobe Elvis	G 19:34	3-7	2-5	0-0	2 2 1	1 0	8	2	1	0	0	0	7						
4 Koby Brea	22:07	6-7	0-0	0-0	4 4 0	0 0	18	1	0	1	0	0	30						
22 Mustapha Amzil	20:54	5-7	0-0	0-0	1 4 5	1 1	10	2	1	0	0	0	21						
55 Mike Sharavjants	24:23	2-4	2-4	0-0	2 2 1	0 0	6	2	0	0	1	0	18						
12 Zimi Nwokedi	05:36	0-1	0-1	2-2	0 0 0	1 1	2	0	1	0	0	0	-7						
42 Brady Uhl	01:21	0-0	0-0	0-0	0 0 0	0 0	0	0	0	0	0	0	1						
Team					1 2 3	0	0	1											
Totals		34-60	14-27	4-4	5 28 33	10 5	86	25	8	5	3	0	26						
Technical Fouls: NONE															Shooting By Period				
Biggest lead 3 (1st 14:14) 36 (2nd 9:40)															Points from Turnovers				
Best Scoring Run 7 (2nd 3:34) 12 (1st 5:51)															Paint				
Lead Changes 7															Second Chance				
Times Tied 1															Fast Breaks				
Time with Lead 05:26 33:29															Bench				

Official Basketball Box Score - Final
St. Bonaventure at Richmond
 02/01/23 Robins Center, Richmond
 2022-23 Men's Basketball

Game Time: 7:00 PM
 Game Duration: 1:56
 Attendance: 5,235

Officials: Ted Valentine, Raymie Snyers, Clare Aubry

St. Bonaventure - 66

Record: 12-11 (6-4)

NO. Name	Min	FG M/A	3P M/A	FT M/A	Rebounds OR DR TOT	Fouls PF FO	TP	AS	TO	ST	Blocks BS BA	+/-
2 Yann Farell	F 36:04	7-10	4-5	0-0	1 3 4	4 0	18	2	2	0	0 1	-2
32 Chad Venning	F 27:57	8-11	0-0	1-1	2 4 6	3 1	17	0	1	0	2 0	5
1 Kyrril Luc	G 36:39	1-7	0-3	6-8	0 5 5	2 9	8	3	3	2	0 0	4
4 Moses Flowers	G 29:01	3-6	3-4	1-2	2 0 2	2 1	10	1	3	1	0 0	-1
5 Darryl Banks III	G 37:58	1-7	0-2	5-6	0 9 9	1 4	7	4	1	2	0 0	2
11 Anouar Mellouk	11:37	2-3	1-1	1-5	0 1 1	3 3	6	0	0	1	0 1	0
0 Barry Evans	13:01	0-0	0-0	0-0	0 2 2	0 0	0	0	0	0	0 0	7
24 Brett Rumpel	03:21	0-1	0-0	0-0	0 1 1	0 0	0	0	1	0	0 0	0
35 Anquan Hill	04:22	0-2	0-1	0-0	0 1 1	0 0	0	0	0	0	0 1	4
Team					0 1 1		0		1			
Totals		22-47	8-16	14-22	5 27 32	15 18	66	10	14	5	3 3	4

Technical Fouls: NONE

Shooting By Period		
1 st	FG%	12-25 48.0%
	3PT%	4-7 57.1%
	FT%	3-5 60%
2 nd	FG%	10-22 45.5%
	3PT%	4-9 44.4%
	FT%	11-17 64.7%
GM FG%	22-47 46.8%	
	3PT%	8-16 50.0%
	FT%	14-22 63.6%
Dead Ball Rebounds: 3-0		

Richmond - 62

Record: 11-12 (4-6)


NO. Name	Min	FG M/A	3P M/A	FT M/A	Rebounds OR DR TOT	Fouls PF FO	TP	AS	TO	ST	Blocks BS BA	+/-
3 Tyler Burton	F 36:12	5-14	1-8	11-12	1 8 9	1 6	22	1	2	0	1 0	2
15 Matt Grace	F 26:25	2-5	1-4	2-2	1 3 4	0 2	7	2	0	1	2	0
32 Neal Quinn	C 26:38	5-7	0-1	0-0	1 2 3	2 2	10	2	5	1	0 1	2
4 Dj Bailey	G 23:33	2-3	1-1	0-0	0 1 1	4 0	5	3	1	1	0 1	9
22 Andre Gustavson	G 27:29	2-3	0-0	0-0	1 4 5	2 1	4	0	1	1	0 0	-7
24 Isaiah Bigelow	22:22	1-6	1-4	4-4	0 6 6	4 2	7	1	0	0	0 0	-3
1 Jason Nelson	15:01	0-5	0-2	2-2	0 1 1	3 1	2	2	1	0	0 0	-3
11 Jason Roche	13:34	1-4	1-3	0-0	0 0 0	1 0	3	0	0	0	0 1	-7
2 Marcus Randolph	08:46	0-1	0-1	2-2	0 0 0	1 1	2	0	1	1	0 0	-7
Team					0 0 0		0					
Totals		18-48	5-24	21-22	4 25 29	18 15	62	11	12	5	3 3	4

Technical Fouls: NONE

Shooting By Period		
1 st	FG%	10-26 38.5%
	3PT%	1-8 12.5%
	FT%	5-6 83.3%
2 nd	FG%	8-22 36.4%
	3PT%	4-16 25.0%
	FT%	16-16 100%
GM FG%	18-48 37.5%	
	3PT%	5-24 20.8%
	FT%	21-22 95.5%
Dead Ball Rebounds: 0-0		

	SBU	RICH	Points from Turnovers	SBU	Period	1st	2nd	3rd	4th	TOT
Biggest lead	10 (1 st 14:34)	1 (1 st 18:59)	Paint	11 15						
Best Scoring Run	7 (1 st 16:30)	7 (2 nd 17:00)	Second Chance	22 24	SBU	31	35	66		
Lead Changes	4		Fast Breaks	6 5	RICH	26	36	62		
Times Tied	4		Bench	5 14						
Time with Lead	34:55	02:20								

BOX SCORES

		Official Basketball Box Score - Final										Game Time: 7:00 PM	
		Richmond at George Washington										Game Duration: 2:44	
		02/08/23 Charles E. Smith Center, Washington, DC										Attendance: 1,067	
		2022-23 Men's Basketball											
Richmond - 105		Record: 12-13 (5-7)										Officials: Wallace Rutecki Jr., Leslie Jones, Michael Kitts	
NO.	Name	Min	FG M-A	3P M-A	FT M-A	Rebounds OR DR TOT	Fouls PF FO	TP	AS	TO	ST	Blocks BS BA	+/-
3	Tyler Burton	F 36:19	4-16	1-7	6-8	3 3 6	2 5	15	3	2	1	0 0	-10
15	Matt Grace	F 40:47	10-17	5-9	3-4	0 5 5	1 3	28	2	1	1	1 1	-1
32	Neal Quinn	C 25:20	4-8	1-1	4-6	2 3 5	2 8	13	4	1	0	0 0	-5
4	Dji Bailey	G 29:31	2-3	0-1	2-3	1 2 3	5 3	6	1	2	2	0 0	7
22	Andre Gustavson	G 45:38	3-4	1-2	2-2	0 1 1	5 1	9	2	0	1	0 0	0
11	Jason Roche	17:42	4-8	1-4	0-0	1 0 1	0 1	9	1	0	0	0 0	-2
24	Isaiah Bigelow	35:06	7-9	2-4	2-2	3 6 9	3 2	18	3	0	2	1 0	8
1	Jason Nelson	10:09	1-3	1-3	0-0	0 1 1	2 0	3	0	0	0	0 0	-8
2	Marcus Randolph	09:28	2-4	0-1	0-0	0 0 0	0 0	4	0	0	0	1 1	1
Team						0 0 0		0		1			
Totals			37-72	12-32	19-25	10 21 31	20 23	105	16	7	7	3 2	-2
Technical Fouls: NONE													
Dead Ball Rebounds: 0, 0													

George Washington - 107		Record: 12-12 (6-5)											
NO.	Name	Min	FG M-A	3P M-A	FT M-A	Rebounds OR DR TOT	Fouls PF FO	TP	AS	TO	ST	Blocks BS BA	+/-
4	Ricky Lindo Jr.	F 46:00	7-12	0-1	4-8	4 9 13	4 6	18	2	1	0	0 0	0
13	Hunter Dean	F 18:06	4-5	0-0	0-0	1 3 4	5 0	8	2	0	1	0 1	-2
2	Maximus Edwards	G 43:01	3-11	3-8	2-6	1 15 16	2 4	11	1	2	1	0 0	3
10	Brendan Adams	G 47:30	12-18	9-12	2-2	0 0 0	2 2	35	6	4	0	0 0	3
11	James Bishop	G 46:00	13-23	2-6	5-5	2 0 2	1 8	33	10	5	1	0 2	-1
3	Amir Harris	24:46	0-1	0-1	0-0	0 1 1	5 0	0	1	0	1	0 0	2
21	Noel Brown	18:01	0-0	0-0	0-0	2 1 3	4 0	0	0	0	1	2 0	5
20	Qwanz Samuel	06:36	1-2	0-1	0-0	0 0 0	0 0	2	0	0	0	0 0	0
Team						3 2 5		0		0			
Totals			40-72	14-29	13-21	13 31 44	23 20	107	22	12	5	2 3	2
Technical Fouls: NONE													
Dead Ball Rebounds: 6, 0													

	UR	GW
Biggest lead	5 (1 st 2:55)	8 (2 nd 8:17)
Best Scoring Run	11 (2 nd 2:31)	8 (1 st OT 3:12)
Lead Changes	9	
Times Tied	8	
Time with Lead	13:19	31:18

Points from	UR	GW
Turnovers	17	9
Paint	44	46
Second Chance	13	20
Fast Breaks	9	3
Bench	34	2

Period by Period Scoring	UR	GW
1 st 2 nd OT1 OT2 TOT	37 45 10 13 105	35 47 10 15 107



SPIDERS SEASON RANKS

TEAM RANKS

Statistic	National Conference		Value
	Rank	Rank	
Assist/Turnover Ratio (352 ranked)	168	5	1.05
Assists Per Game (352 ranked)	246	12	12.3
Bench Points per game (352 ranked)	179	5	19.20
Blocks Per Game (352 ranked)	287	14	2.4
Effective FG pct (352 ranked)	160	6	0.515
Fastbreak Points (352 ranked)	310	14	6.44
Field Goal Percentage (352 ranked)	226	9	43.8
Field Goal Percentage Defense (352 ranked)	121	6	42.6
Fouls Per Game (352 ranked)	39	2	15.0
Free Throw Attempts Per Game (352 ranked)	149	11	18.2
Free Throw Percentage (352 ranked)	75	2	74.1
Free Throws Made Per Game (352 ranked)	121	7	13.5
Rebound Margin (352 ranked)	251	11	-1.0
Rebounds (Defensive) Per Game (352 ranked)	86	5	26.12
Rebounds (Offensive) Per Game (352 ranked)	334	15	7.16
Rebounds Per Game (352 ranked)	268	11	33.28
Scoring Defense (352 ranked)	132	5	68.1
Scoring Margin (352 ranked)	190	6	1.6
Scoring Offense (352 ranked)	222	9	69.7
Steals Per Game (352 ranked)	263	9	5.7
Three Point Attempts Per Game (352 ranked)	61	2	24.5
Three Point Percentage (352 ranked)	180	7	34.2
Three Point Percentage Defense (352 ranked)	200	10	34.0
Three Pointers Per Game (352 ranked)	77	3	8.4
Turnover Margin (352 ranked)	226	9	-0.4
Turnovers Forced Per Game (352 ranked)	292	13	11.32
Turnovers Per Game (352 ranked)	78	2	11.7
Winning Percentage (352 ranked)	213	11	48.0

INDIVIDUAL RANKS

Statistic	Player	National Conference		Value
		Rank	Rank	
Assist/Turnover Ratio (350 ranked)				
Assists (350 ranked)				
Assists Per Game (348 ranked)				
Blocks (326 ranked)				
Blocks Per Game (344 ranked)	Matt Grace	326	19	0.81
Double Doubles (318 ranked)	Tyler Burton	144	7	4
Field Goal Attempts (340 ranked)	Tyler Burton	42	2	352
Field Goal Percentage (340 ranked)	Tyler Burton	209	9	44.6
Field Goals (341 ranked)	Tyler Burton	62	3	157
Free Throw Attempts (336 ranked)	Tyler Burton	27	2	154
Free Throw Percentage (349 ranked)	Tyler Burton	333	16	73.4
Free Throws (330 ranked)	Tyler Burton	34	1	113
Minutes Per Game (346 ranked)	Tyler Burton	13	5	36:34
Points (348 ranked)	Tyler Burton	30	2	472
Points Per Game (349 ranked)	Tyler Burton	44	2	18.9
Rebounds (343 ranked)	Tyler Burton	90	5	191
	Isaiah Bigelow	264	13	151
Rebounds (Defensive) Per Game (350 ranked)	Tyler Burton	39	2	6.44
	Isaiah Bigelow	181	8	4.92
Rebounds (Offensive) Per Game (350 ranked)				
Rebounds Per Game (349 ranked)	Tyler Burton	116	5	7.6
	Isaiah Bigelow	321	17	6.0
Steals (333 ranked)	Tyler Burton	126	6	40
Steals Per Game (346 ranked)	Tyler Burton	153	7	1.60
Three Point Attempts (337 ranked)	Tyler Burton	172	11	146
Three Point Percentage (103 ranked)				
Three Pointers Per Game (341 ranked)				
Total 3-point FGM (339 ranked)	Tyler Burton	320	15	45
Triple Doubles (2 ranked)				



SPIDERS A-10 STATS

Game Records

Record	Overall	Home	Away	Neutral
ALL GAMES	5-7	4-2	1-5	0-0
CONFERENCE	5-7	4-2	1-5	0-0
NON-CONFERENCE	0-0	0-0	0-0	0-0

Score by Periods

Team	1st	2nd	OT	TOT
Richmond	374	430	23	827
Opponents	412	422	25	859

Team Box Score

No.	Player				Total		3-Point		F-Throw		Rebounds													
		GP-GS	MIN	AVG	FG-FGA	FG%	3FG-3FGA	3FG%	FT-FTA	FT%	OFF	DEF	TOT	AVG	PF	DQ	A	TO	BLK	STL	PTS	AVG		
3	BURTON, Tyler	12-12	455:37	38.0	71-171	.415	15-66	.227	68-92	.739	12	76	88	7.3	22	0	15	32	3	24	225	18.8		
15	GRACE, Matt	12-12	351:56	29.3	40-87	.460	20-49	.408	23-27	.852	6	45	51	4.3	25	0	27	10	6	8	123	10.3		
32	QUINN, Neal	12-12	277:35	23.1	45-97	.464	1-5	.200	26-40	.650	22	30	52	4.3	28	0	30	20	4	3	117	9.8		
24	BIGELOW, Isaiah	12-0	271:42	22.6	30-75	.400	11-40	.275	38-42	.905	16	64	80	6.7	30	0	13	7	2	9	109	9.1		
1	NELSON, Jason	12-9	300:36	25.1	25-75	.333	12-41	.293	16-21	.762	4	26	30	2.5	20	0	13	24	1	2	78	6.5		
11	ROCHE, Jason	11-0	158:08	14.4	19-51	.373	12-41	.293	5-5	1.000	3	8	11	1.0	13	0	2	4	0	1	55	5.0		
22	GUSTAVSON, Andre	12-12	390:07	32.5	21-40	.525	9-20	.450	7-9	.778	4	30	34	2.8	25	1	15	13	5	9	58	4.8		
2	RANDOLPH, Marcus	12-0	138:42	11.6	15-30	.500	4-12	.333	8-13	.615	3	6	9	0.8	12	0	7	9	2	2	42	3.5		
4	BAILEY, Dji	6-3	93:38	15.6	7-13	.538	1-2	.500	3-4	.750	2	5	7	1.2	15	1	7	6	0	5	18	3.0		
35	NOYES, Aidan	2-0	04:54	2.5	1-2	.500	0-0	.000	0-0	.000	1	1	2	1.0	0	0	0	0	0	1	2	1.0		
21	WALZ, Mike	2-0	04:43	2.4	0-0	.000	0-0	.000	0-0	.000	1	1	2	1.0	0	0	1	0	0	0	0	0.0		
5	CRABTREE, Connor	2-0	02:22	1.2	0-0	.000	0-0	.000	0-0	.000	0	0	0	0.0	0	0	0	0	0	1	0	0.0		
Team											10	7	17					7						
Total		12	2450		274-641	.427	85-276	.308	194-253	.767	84	299	383	31.9	190	2	130	132	23	65	827	68.9		
Opponents		12	2450		305-680	.449	101-278	.363	148-200	.740	95	319	414	34.5	224	6	154	132	36	66	859	71.6		

Team Statistics

	UR	OPP
Scoring	827	859
Points per game	68.9	71.6
Scoring margin	-2.7	-
Field goals-att	274-641	305-680
Field goal pct	.427	.449
3 point fg-att	85-276	101-278
3-point FG pct	.308	.363
3-pt FG made per game	7.1	8.4
Free throws-att	194-253	148-200
Free throw pct	.767	.740
F-Throws made per game	16.2	12.3
Rebounds	383	414
Rebounds per game	31.9	34.5
Rebounding margin	-2.6	-
Assists	130	154
Assists per game	10.8	12.8
Turnovers	132	132
Turnovers per game	11.0	11.0
Turnover margin	0.0	-
Assist/turnover ratio	1.0	1.2
Steals	65	66
Steals per game	5.4	5.5
Blocks	23	36
Blocks per game	1.9	3.0
Winning streak	0	-
Home win streak	1	-
Attendance	38124	28034
Home games-Avg/Game	6-6354	6-4672
Neutral site-Avg/Game	-	0-0

Team Results

Date	Opponent		Score	Att.
12/31/2022	at George Mason	L	58-62	4014
01/04/2023	George Washington	W	73-63	5394
01/07/2023	Duquesne	W	75-73	7201
01/11/2023	at Davidson	W	61-57	3052
01/14/2023	at St. Bonaventure	L	63-71	4351
01/17/2023	Rhode Island	W	64-57	5892
01/20/2023	VCU	L	62-74	7201
01/25/2023	at Massachusetts	L	76-85	2143
01/28/2023	at Dayton	L	60-86	13407
02/01/2023	St. Bonaventure	L	62-66	5235
02/05/2023	Fordham	W	68-58	7201
02/08/2023	at George Washington	Lot2	105-107	1067



SPIDERS STATS

Game Records

Record	Overall	Home	Away	Neutral
ALL GAMES	12-13	10-3	1-8	1-2
CONFERENCE	5-7	4-2	1-5	0-0
NON-CONFERENCE	7-6	6-1	0-3	1-2

Score by Periods

Team	1st	2nd	OT	TOT
Richmond	783	920	40	1743
Opponents	808	847	47	1702

Team Box Score

No.	Player				Total		3-Point		F-Throw		Rebounds													
		GP-GS	MIN	AVG	FG-FGA	FG%	3FG-3FGA	3FG%	FT-FTA	FT%	OFF	DEF	TOT	AVG	PF	DQ	A	TO	BLK	STL	PTS	AVG		
3	BURTON, Tyler	25-25	914:04	36.6	157-352	.446	45-146	.308	113-154	.734	30	161	191	7.6	40	0	39	55	11	40	472	18.9		
24	BIGELOW, Isaiah	25-4	563:45	22.6	69-185	.373	28-100	.280	59-67	.881	28	123	151	6.0	55	0	20	23	6	21	225	9.0		
32	QUINN, Neal	25-25	551:34	22.1	90-164	.549	2-7	.286	39-62	.629	38	72	110	4.4	52	0	68	39	14	7	221	8.8		
15	GRACE, Matt	21-20	577:55	27.5	62-137	.453	27-72	.375	34-41	.829	9	76	85	4.0	39	0	53	23	17	11	185	8.8		
1	NELSON, Jason	25-22	704:27	28.2	70-193	.363	27-92	.293	45-64	.703	11	55	66	2.6	46	0	53	51	1	19	212	8.5		
11	ROCHE, Jason	24-1	440:48	18.4	52-124	.419	42-105	.400	15-16	.938	12	28	40	1.7	28	0	5	7	2	5	161	6.7		
22	GUSTAVSON, Andre	25-25	735:29	29.4	46-94	.489	20-45	.444	11-17	.647	10	64	74	3.0	52	2	34	27	5	22	123	4.9		
2	RANDOLPH, Marcus	25-0	299:43	12.0	25-55	.455	11-26	.423	14-21	.667	8	15	23	0.9	28	0	13	21	2	6	75	3.0		
4	BAILEY, Dji	16-3	219:14	13.7	17-42	.405	3-10	.300	6-11	.545	11	22	33	2.1	28	1	20	21	1	9	43	2.7		
35	NOYES, Aidan	9-0	21:52	2.4	6-8	.750	3-4	.750	0-0	.000	1	3	4	0.4	0	0	0	0	0	1	15	1.7		
5	CRABTREE, Connor	7-0	28:49	4.1	2-6	.333	1-4	.250	0-1	.000	1	3	4	0.6	2	0	1	0	0	2	5	0.7		
21	WALZ, Mike	11-0	34:45	3.2	2-3	.667	0-0	.000	2-2	1.000	2	8	10	0.9	3	0	2	7	1	0	6	0.5		
12	DREAD, Malcolm	2-0	03:25	1.7	0-1	.000	0-1	.000	0-0	.000	0	2	2	1.0	0	0	0	0	0	0	0	0.0		
25	SOUTHALL, Quentin	1-0	00:44	0.7	0-1	.000	0-0	.000	0-0	.000	0	0	0	0.0	0	0	0	0	0	0	0	0.0		
10	WEAVER, Liam	1-0	00:44	0.7	0-0	.000	0-0	.000	0-0	.000	0	0	0	0.0	1	0	0	0	0	0	0	0.0		
34	ARIZIN, Gabe	2-0	02:42	1.4	0-0	.000	0-0	.000	0-0	.000	0	1	1	0.5	0	0	0	0	0	0	0	0.0		
Team											18	20	38					18						
Total		25	5100		598-1365	.438	209-612	.342	338-456	.741	179	653	832	33.3	374	3	308	292	60	143	1743	69.7		
Opponents		25	5100		613-1439	.426	201-592	.340	275-384	.716	214	643	857	34.3	442	7	304	283	77	154	1702	68.1		

Team Statistics

	UR	OPP
Scoring	1743	1702
Points per game	69.7	68.1
Scoring margin	+1.6	-
Field goals-att	598-1365	613-1439
Field goal pct	.438	.426
3 point fg-att	209-612	201-592
3-point FG pct	.342	.340
3-pt FG made per game	8.4	8.0
Free throws-att	338-456	275-384
Free throw pct	.741	.716
F-Throws made per game	13.5	11.0
Rebounds	832	857
Rebounds per game	33.3	34.3
Rebounding margin	-1.0	-
Assists	308	304
Assists per game	12.3	12.2
Turnovers	292	283
Turnovers per game	11.7	11.3
Turnover margin	-0.4	-
Assist/turnover ratio	1.1	1.1
Steals	143	154
Steals per game	5.7	6.2
Blocks	60	77
Blocks per game	2.4	3.1
Winning streak	0	-
Home win streak	1	-
Attendance	80143	39894
Home games-Avg/Game	13-6165	9-4433
Neutral site-Avg/Game	-	3-5591

Team Results

Date	Opponent		Score	Att.
11/07/2022	VMI	W	69-48	6049
11/11/2022	UNI	W	68-55	6814
11/14/2022	at Col. of Charleston	Lot	90-92	4515
11/17/2022	Wichita St.	L	53-56	5896
11/21/2022	vs Syracuse	Lot	71-74	6755
11/22/2022	vs Temple	W	61-49	5901
11/30/2022	at Toledo	L	67-90	4166
12/03/2022	at William & Mary	L	57-58	3179
12/10/2022	Drake	W	82-52	6447
12/13/2022	Fairleigh Dickinson	W	77-48	5004
12/17/2022	vs Clemson	L	57-85	4117
12/21/2022	Bucknell	W	81-71	5802
12/28/2022	Coppin St.	W	83-65	6007
12/31/2022	at George Mason	L	58-62	4014
01/04/2023	George Washington	W	73-63	5394
01/07/2023	Duquesne	W	75-73	7201
01/11/2023	at Davidson	W	61-57	3052
01/14/2023	at St. Bonaventure	L	63-71	4351
01/17/2023	Rhode Island	W	64-57	5892
01/20/2023	VCU	L	62-74	7201
01/25/2023	at Massachusetts	L	76-85	2143
01/28/2023	at Dayton	L	60-86	13407
02/01/2023	St. Bonaventure	L	62-66	5235
02/05/2023	Fordham	W	68-58	7201
02/08/2023	at George Washington	Lot2	105-107	1067



SPEED CHART



#1 JASON NELSON
G | R-FR | 5'10" | 175 | RICHMOND, VA

PTS	REB	AST	STL	MIN
8.5	2.6	2.1	0.8	28.2

- Came off the bench for the first time this season 2/1 vs St. Bonaventure
- 1 of 4 players to win multiple A-10 ROTW awards this yr (Nov. 14, Dec. 12)
- Redshirted last yr after 4-time All-A10 PG Jacob Gilyard returned for 5th yr
- 2020 Virginia Class 2 Player of the Year at John Marshall High (17.3 PPG)
- 2020 First Team All-Metro selection by Richmond Times-Dispatch

CAREER HIGHS		LAST GAME	
PTS	REB	PTS	REB
21	4	3	1
AST	STL	AST	STL
7	2	0	0



#2 MARCUS RANDOLPH
G | SO | 6'5" | 195 | WILLINGBORO, NJ

PTS	REB	AST	STL	MIN
3.0	0.9	0.5	0.2	12.0

- Mooney: "tough enough to bang w big guys, quick enough to guard on the perimeter"
- Scored career-high 7 points at George Mason on 12/31 (all in 1st half)
- 2-time All-State, 2-time All-Catholic League at Archbishop Wood (PA)
- Led Archbishop Wood to Catholic League title, 6A runner-up in 2021
- Received more than a dozen D-I offers

CAREER HIGHS		LAST GAME	
PTS	REB	PTS	REB
6	3	4	0
AST	STL	AST	STL
3	1	0	0



#3 TYLER BURTON
F | SR | 6'7" | 215 | UXBRIDGE, MA

PTS	REB	AST	STL	MIN
18.9	7.6	1.6	1.6	36.6

- Needs 12 pts to tie Terry Allen (1,491) for 15th most in UR history
- 1 of 4 players w multiple A-10 POTW honors this year
- 2nd-leading scorer, 5th-leading rebounder in A-10 this season
- 38 Pts at Charleston (most by Spider since 1/29/2013 - Darien Brothers)
- 12/21 vs Bucknell: 1st UR player ever to go 6-6 or better from 3pt range

CAREER HIGHS		LAST GAME	
PTS	REB	PTS	REB
38	15	15	6
AST	STL	AST	STL
4	5	3	1



#4 DJI BAILEY
G | JR | 6'5" | 180 | WILSON, NC

PTS	REB	AST	STL	MIN
2.7	2.1	1.3	0.6	13.7

- Career-high 30 mins at GW Wednesday
- Game-high +25 rating in 18 mins vs Fordham on Feb. 5
- Made 1st career start 2/1 vs St. Bona (5 pts, 3 ast, in 24 min)
- Missed 8 games with broken left hand from Dec. 17 to Jan. 14
- Former Wake Forest commit switched after departure of Danny Manning

CAREER HIGHS		LAST GAME	
PTS	REB	PTS	REB
10	8	6	3
AST	STL	AST	STL
4	2	1	2



#5 CONNOR CRABTREE
G | GR | 6'6" | 200 | HILLSBOROUGH, NC

PTS	REB	AST	STL	MIN
0.7	0.6	0.1	0.3	4.1

- Fractured right pinkie on Jan. 19, expected to miss up to 6 weeks
- Made 3-pointer from left wing late in game vs Drake
- Fractured left pinkie in Oct., made season debut at end of game at Toledo
- 13 mins vs Iowa in 2022 NCAA Tournament (most since Dec. 2021)
- 7.1 PPG as freshman for Tulane in 2018-19 (started 15 of final 16 gms)

CAREER HIGHS		LAST GAME	
PTS	REB	PTS	REB
23	6	--	--
AST	STL	AST	STL
3	5	--	--



#11 JASON ROCHE
G | SO | 6'5" | 180 | BERKELEY, CA

PTS	REB	AST	STL	MIN
6.7	1.7	0.2	0.2	18.4

- 42 of 52 field goals this season are 3-pointers
- 42 3ptrs off bench are most in A-10, 14th in D-I this season
- Made game-winning 3pt FG vs Duquesne with 7.7 seconds remaining
- 2022 Southern Conference Rookie of the Year at Citadel
- Last name is pronounced ROACH

CAREER HIGHS		LAST GAME	
PTS	REB	PTS	REB
29	9	9	1
AST	STL	AST	STL
2	3	1	0



#15 MATT GRACE
F | GR | 6'9" | 230 | HAMILTON, ONTARIO

PTS	REB	AST	BLK	MIN
8.8	4.0	2.5	0.8	27.5

- Set career highs in pts each of last 2 games (21 vs Fordham, 28 at GW)
- 49 points over last 2 games are 16 more than any other Spider
- Missed 4 games with sprained right MCL at end of November
- Made game-winning FG in '22 A10 final (And-1 w 0:19 gave UR 1-pt lead)
- Made game-winning FG in '22 A10 semis vs Dayton (3ptr w 1:40 left)

CAREER HIGHS		LAST GAME	
PTS	REB	PTS	REB
28	7	28	5
AST	BLK	AST	BLK
5	3	2	1



#22 ANDRE GUSTAVSON
G | GR | 6'5" | 205 | HELSINKI, FINLAND

PTS	REB	AST	STL	MIN
4.9	3.0	1.4	0.9	29.4

- 44.4 3pt FG pct leads team (min. 5 3pt FG attempts)
- 71 career starts (2nd most among active Spiders)
- Held Fordham's Darius Quisenberry to 5 pts, 1-9 FG on Feb. 5
- Great contest on Davidson's final 3pt attempt at buzzer of '22 A-10 final
- Last name is pronounced GOOSE-tahv-sun (first syllable like the bird)

CAREER HIGHS		LAST GAME	
PTS	REB	PTS	REB
13	9	9	1
AST	STL	AST	STL
10	5	2	1



#24 ISAIAH BIGELOW
F | GR | 6'7" | 200 | GREENSBORO, NC

PTS	REB	AST	STL	MIN
9.0	6.0	0.8	0.8	22.6

- 1 Reb shy of 3rd career double-double at GW (18 Pts, 9 Reb)
- Led Richmond with season-high 19 pts at Dayton
- 2nd in A-10 in Def Reb pct (25.6%), via KenPom
- Made 1st Richmond start vs Wichita St on 11/17 (for injured Matt Grace)
- 2nd-leading rebounder, 5th-leading scorer at Wofford last season

CAREER HIGHS		LAST GAME	
PTS	REB	PTS	REB
28	14	18	9
AST	STL	AST	STL
5	3	3	2



#32 NEAL QUINN
C | SR | 7'0" | 250 | ALLENDALE, NJ

PTS	REB	AST	BLK	MIN
8.8	4.4	2.7	0.6	22.1

- Season-high 19 Pts at UMass (6-12 FG, 7-8 FT, 6 Ast, 5 Reb)
- 11 Pts, 6 Reb, 8 fouls drawn in 2nd half in UR's 22-pt comeback win vs DUQU
- Transferred to UR in April (also offered by Pitt, Penn State, Va Tech, Loyola Chi)
- Second-Team All-Patriot League selection at Lafayette last season
- Led Lafayette in PPG, RPG, APG, FG pct last season

CAREER HIGHS		LAST GAME	
PTS	REB	PTS	REB
24	13	13	5
AST	BLK	AST	BLK
10	3	4	0

