



2023-24 SCHEDULE

NOVEMBER

Nov. 6	VMI (ESPN+, MASN2)	W, 93-75
Nov. 11	Siena (ESPN+)	W, 90-48
Nov. 15	at Boston College (ACC Network Extra)	7p
Nov. 20	vs Colorado# (CBS Sports Network)	8p
Nov. 21	vs Florida St/UNLV# (TBD)	
Nov. 25	Queens (ESPN+, MASN/2)	6p
Nov. 29	at Wichita St (ESPN+)	7:30p

DECEMBER

Dec. 2	William & Mary (ESPN+, Monumental)	6p
Dec. 6	at Northern Iowa (ESPN+)	8p
Dec. 9	vs Florida^ (SEC Network)	4p
Dec. 16	Charlotte (ESPN+, MASN/2)	7p
Dec. 21	Buffalo (ESPN+, MASN/2)	7p
Dec. 30	Lafayette (ESPN+, Monumental)	4p

JANUARY

Jan. 6	St. Bonaventure (ESPN+, Monumental)	4p
Jan. 9	at Loyola Chicago (ESPN+)	8p
Jan. 13	George Mason (ESPN+, MASN/2)	6p
Jan. 16	at Duquesne (ESPN+)	7p
Jan. 20	at Davidson (ESPN+)	4p
Jan. 24	George Washington (NBC Sports app)	7p
Jan. 27	Dayton (CBS Sports Network)	6p
Jan. 31	at Fordham (ESPN+)	7p

FEBRUARY

Feb. 3	at VCU* (ESPNU)	4p
Feb. 10	La Salle (ESPN+, Monumental)	2p
Feb. 14	Massachusetts (ESPN+, MASN/2)	7p
Feb. 17	at George Washington (USA Network)	12:30p
Feb. 21	at Rhode Island (ESPN+)	7p
Feb. 24	Davidson (ESPN+, MASN/2)	6p
Feb. 28	at Saint Louis (ESPN+)	8p

MARCH

March 2	VCU (CBS Sports Network)	6p
March 6	Saint Joseph's (ESPN+, MASN/2)	7p
March 9	at George Mason (USA Network)	2:30p
March 12-17	Atlantic 10 Championship	

Sunshine Slam (Daytona Beach, Fla.)

^ Orange Bowl Classic (Sunrise, Fla.)

* Richmond Area Honda Dealers Capital City Classic



RICHMOND SPIDERS (2-0)

at BOSTON COLLEGE EAGLES (2-0)

• The Spiders are 2-0 after a pair of lopsided wins. Richmond has reached 90 points in its first two games of a season for the second time in program history and first since 2019-20, when UR needed OT to defeat St. Francis (PA) 100-98 and Vanderbilt 93-92 in its first two games.

• UR's 42-point win vs Siena Saturday was the program's largest margin of victory since a 43-point win vs UNC Wilmington on Nov. 13, 2012. The Spiders forced 22 turnovers and recorded 31 points off turnovers, their most in a game since Jan. 9, 2021 vs George Mason (also 31).

• Richmond has won three of its four meetings vs Boston College, including a 64-44 win at the Robins Center on Nov. 30, 2019 in the teams' last matchup. UR is 3-2 vs current ACC teams over the last six seasons, also posting wins vs NC State (December 2021) and Wake Forest (December 2018) in that span.

• In his 19 seasons at Richmond, Chris Mooney has led UR to 27 wins over power-conference opponents. The last was over Big Ten champion Iowa in the opening round of the 2022 NCAA Tournament.

• This is the first of a guaranteed three games vs power-conference opposition for Richmond this season (also Nov. 20 vs Colorado and Dec. 9 vs Florida). The only other Atlantic 10 team guaranteed to play three power-conference teams during the non-conference season is Rhode Island (also 3).

• Jordan King scored a game-high 34 points in UR's season-opening win vs VMI, the most for any Spider in the first game of a season since 1983, when Richmond's all-time leading scorer John Newman registered 35 points in a season-opening loss to George Mason.

• The 2023-24 Spiders roster includes eight newcomers: five freshmen and three transfers. That's tied for the most newcomers Chris Mooney has ever had at Richmond in his 19 years with the Spiders (also eight in 2017-18). Richmond's eight returning players are the second-fewest Mooney has ever had at Richmond, trailing only the 2006-07 team (seven).

• Richmond's lone returning starter is center Neal Quinn, who was UR's second-leading scorer with 9.5 points per game last season. Quinn was named a Preseason Third Team All-Conference selection in October. Quinn recorded his 300th career assist Saturday, and is now one of 12 active D-I players with 1,000 points, 500 rebounds, and 300 assists.

WITH A WIN ...

• UR would improve to 3-0 for the third time in the last five seasons (2019, 2020).

• UR would improve to 4-2 in its last six games vs ACC opponents and win its 28th game vs a power-conference opponent during Chris Mooney's tenure.

• UR would improve to 4-1 all-time vs BC and win its first road game ever in the series.

• UR would win a non-conference road game for the first time since Dec. 5, 2021 at Northern Iowa (lost last three non-conference road games).

THE MATCHUP

ALL-TIME SERIES LEADER	Richmond, 3-1
CURRENT STREAK	Richmond W1
RICHMOND AT HOME	2-0
RICHMOND ON ROAD	0-1
RICHMOND AT NEUTRAL SITE	1-0
LAST GAME	11/30/2019 (UR, 64-44)
FIRST GAME	12/28/1954 (UR, 90-68)



CHRIS MOONEY

RICHMOND SPIDERS HEAD COACH

SEASONS at RICHMOND: 19th
 W-L at RICHMOND: 327*-258
 W-L in DIVISION I: 345-270
 W-L vs OPPONENT: 2-1
 * Most wins in Richmond history

WATCH



ACC NETWORK EXTRA

PxP: Eric Gallanty Analyst: Justin Gallanty

LISTEN



ESPN RICHMOND

(106.1 FM)

ESPN RICHMOND
 PxP: Bob Black Analyst: Matt Smith

FOLLOW

@SpiderMBB @SpiderMBB

Richmond Spiders Men's Basketball

RichmondSpiders.com



QUICK FACTS

University Information

Location Richmond, VA 23173
Founded 1830
Total Enrollment 3,890
Nickname Spiders
Colors Red and Blue
Arena Robins Center
Opened 1972 (52nd season)
Capacity 7,201
President Kevin F. Hallock
Athletics Director John Hardt

Team Information

Conference Atlantic 10
2022-23 Record 15-18
Letterwinners Returning/Lost 8/8
Starters Returning/Lost 1/4
Newcomers 8

Program History

First Season 1913-14 (111th season)
All-Time Record Entering 2023-24 1,466-1,262
NCAA Appearances/W-L 10/9-10
(1984, '86, '88, '90-91, '98, 2004, '10-11, '22)
NIT Appearances/W-L 10/11-10
Conference Championships 7
(1984, '88, '90-91, '98, 2011, '22)

Coaching Staff

Head Coach Chris Mooney, 19th season
Alma Mater Princeton (1994)
W-L at Richmond entering 2023-24 325-258
Career D-I W-L/Yrs entering 2023-24 343-270/18
Associate Coach Peter Thomas, 2nd season
Alma Mater Richmond (2007)
Assistant Coach David Boyden, 2nd season
Alma Mater Western Kentucky (2003)
Assistant Coach Will Gipe, 8th season
Alma Mater Virginia Tech (2014)
Asst Coach/Operations Mark McGonigal, 8th season
Alma Mater Richmond (2009)
Asst Coach/Development Jack Fahed, 2nd season
Alma Mater James Madison (2021)
Video Coordinator Darian Dollar, 1st season
Alma Mater South Florida (2020)

Support Staff

Athletic Trainer Andy McPherson
Strength Coach Jay DeMayo
Director of Academics Courtney Hughes
Athletics Web Site RichmondSpiders.com
Athletics Dept Phone (804) 289-8363
PR Director Jason Vida
Cell Phone (267) 566-2130
Office Phone (804) 289-8320
Email jvida@richmond.edu

ROSTER & PRONUNCIATION GUIDE

No.	Name	Pos	Year	Ht	Wt	Hometown (High School/Previous School)
1	Trevor Smith	G	FR	6'0"	165	Newport News, Va. (Woodside)
2	Jordan King	G	GR	6'0"	175	Albany, N.Y. (Christian Brothers/Siena/ETSU)
3	DeLonnie Hunt	G	SR	6'0"	175	Upper Marlboro, Md. (Rock Creek Christian/Wagner)
4	Dji Bailey	G	SR	6'5"	195	Wilson, N.C. (Greenfield School)
5	Collin Tanner	G	FR	6'6"	195	Creedmoor, N.C. (Combine Academy)
9	Tyler Harris	F	GR	6'7"	205	Charlotte, N.C. (Independence/Western Carolina)
10	Liam Weaver	G	JR	6'2"	190	Kansas City, Mo. (Pembroke Hill)
11	Jason Roche	G	JR	6'5"	200	Berkeley, Calif. (St. Mary's College High/Citadel)
12	Mikkel Tyne	G	FR	5'10"	180	Toronto, Ontario (Bishop Walsh (Md.))
13	Jack Graham	G	FR	6'3"	185	Smithfield, R.I. (Milton Academy (Mass.))
16	Ryan Soulis	F	FR	6'10"	215	Athens, Greece (Asheville School (N.C.))
21	Mike Walz	C	SO	6'11"	250	Berwyn, Pa. (Conestoga)
24	Isaiah Bigelow	F	GR	6'7"	205	Greensboro, N.C. (Ben L. Smith/Wofford)
25	Quentin Southall	G	SR	6'3"	195	Alexandria, Va. (Georgetown Prep (Md.))
32	Neal Quinn	C	SR	7'0"	260	Allendale, N.J. (Ramapo/Lafayette)
35	Aidan Noyes	F	R-SO	6'7"	195	Cincinnati, Ohio (Archbishop Moeller)

PRONUNCIATION GUIDE

Dji Bailey	Jai (rhymes with fly)
Isaiah Bigelow	BIG-eh-loh
Jack Fahed	fay-HED
Aidan Noyes	noise
Jason Roche	roach
Ryan Soulis	SOO-liss
Mikkel Tyne	mik-KELL tine (rhymes with sign)
Michael Walz	walls

BREAKDOWN BY CLASS

Freshmen (5): Graham, Smith, Soulis, Tanner, Tyne
Sophomores (2): Noyes, Walz
Juniors (2): Roche, Weaver
Seniors (4): Bailey*, Hunt*, Quinn, Southall*
Grad Students (3): Bigelow, Harris, King
* Has additional season of eligibility beyond 2023-24 season

BREAKDOWN BY STATE/COUNTRY

California (1): Roche
CANADA (1): Tyne
GREECE (1): Soulis
Maryland (1): Hunt
Missouri (1): Weaver
North Carolina (4): Bailey, Bigelow, Harris, Tanner
New Jersey (1): Quinn
New York (1): King
Ohio (1): Noyes
Pennsylvania (1): Walz
Rhode Island (1): Graham
Virginia (2): Smith, Southall



THE OPPONENT

ALL-TIME MEETINGS RICHMOND LEADS SERIES, 3-1

Date	Site	W/L	Score	Series
12/28/1954	H	W	90-68	1-0
11/26/2016	N	W	67-54	2-0
12/23/2017	A	L	73-78 (OT)	2-1
11/30/2019	H	W	64-44	3-1

Home: 2-0 Neutral: 1-0 Away: 0-1

LAST MEETING - 11/30/2019 RICHMOND 64, BOSTON COLLEGE 44

Boston College - 44

Record: 4-4

NO.	Name	Min	FG		3P		FT		Rebounds			Fouls		TP	AS	TO	ST	Blocks		+/-
			M-A	M-A	M-A	M-A	OR	DR	TOT	PF	FD	BS	BA							
1	Jairus Hamilton	F 22:33	3-9	2-5	0-0	0	3	3	0	0	8	0	3	2	0	0	0	-10		
21	Nik Popovic	F 31:39	1-7	0-2	0-0	2	4	6	2	0	2	3	1	0	0	1	-15			
41	Steffon Mitchell	F 25:48	2-3	0-0	1-5	6	3	9	0	4	5	1	2	0	1	0	-12			
5	Jay Heath	G 34:15	5-11	3-7	1-2	0	4	4	0	1	14	0	3	0	0	0	-13			
11	Derryck Thornton	G 29:14	3-12	1-7	0-0	1	5	6	1	4	7	3	3	0	0	1	-19			
0	CJ Felder	21:31	1-4	0-2	2-2	0	7	7	2	1	4	1	2	0	1	0	-14			
2	Julian Rishwain	25:30	1-5	1-5	1-2	1	2	3	1	3	4	1	2	0	1	0	-9			
24	Chris Herren Jr.	04:10	0-3	0-0	0-0	0	0	0	0	0	0	1	0	0	0	0	-7			
14	Kamari Williams	04:19	0-1	0-0	0-0	0	1	1	0	0	0	1	0	0	0	0	-2			
13	Luka Kraljevic	01:01	0-0	0-0	0-0	0	0	0	0	0	0	0	0	0	0	0	1			
Team															2					
Totals			16-55	7-28	5-11	10	29	39	6	13	44	11	18	2	3	2	-20			

Shooting By Period		
1st FG%	9-30	30.0%
3PT%	5-19	26.3%
FT%	3-5	60%
2nd FG%	7-25	28.0%
3PT%	2-9	22.2%
FT%	2-6	33.3%
GM FG%	16-55	29.1%
3PT%	7-28	25.0%
FT%	5-11	45.5%

Dead Ball Rebounds: 3,0

Technical Fouls::NONE

Richmond - 64

Record: 6-1

NO.	Name	Min	FG		3P		FT		Rebounds			Fouls		TP	AS	TO	ST	Blocks		+/-
			M-A	M-A	M-A	M-A	OR	DR	TOT	PF	FD	BS	BA							
2	Souleymane Koureissi	F 13:33	1-2	0-0	0-0	0	1	1	3	0	2	0	4	0	2	1	10			
4	Nathan Cayo	F 25:09	4-6	0-0	1-1	0	4	4	2	1	9	1	1	0	0	0	20			
00	Jacob Gilyard	G 36:05	9-16	4-8	0-0	0	8	8	1	1	22	6	2	5	0	1	19			
1	Blake Francis	G 31:25	6-12	4-7	2-2	0	4	4	2	1	18	2	2	1	0	0	13			
5	Nick Sherod	G 29:30	1-9	0-5	0-0	1	2	3	1	0	2	5	3	1	0	0	8			
15	Matt Grace	08:32	0-2	0-1	0-0	0	2	2	0	0	0	1	0	0	0	0	1			
3	Tyler Burton	22:34	1-5	0-1	2-2	1	4	5	1	1	4	1	1	4	0	1	17			
22	Andre Gustavson	20:56	3-5	1-2	0-0	1	4	5	2	1	7	1	0	0	0	0	16			
11	Jake Wojcik	07:45	0-1	0-0	0-0	0	2	2	1	1	0	1	0	0	0	0	-1			
10	Sullivan Kulju	01:18	0-0	0-0	0-0	0	0	0	0	0	0	0	0	0	0	0	-1			
21	Tomas Verbinkis	01:18	0-0	0-0	0-0	0	0	0	0	0	0	0	0	0	0	0	-1			
31	Jordan Gaitley	01:18	0-0	0-0	0-0	0	1	1	0	0	0	0	0	0	0	0	-1			
12	Gabe Arizin	00:37	0-0	0-0	0-0	0	0	0	0	0	0	0	0	0	0	0	0			
Team																				
Totals			25-58	9-24	5-5	4	32	36	13	6	64	18	13	11	2	3	20			

Shooting By Period		
1st FG%	10-30	33.3%
3PT%	2-10	20.0%
FT%	3-3	100%
2nd FG%	15-28	53.6%
3PT%	7-14	50.0%
FT%	2-2	100%
GM FG%	25-58	43.1%
3PT%	9-24	37.5%
FT%	5-5	100.0%

Dead Ball Rebounds: 0,0

Technical Fouls::NONE

	BC	RICH	Points from	BC	RICH	Period by Period Scoring			
Biggest lead	9 (1st 4:40)	24 (2nd 4:49)	Turnovers	9	21	1st	2nd	TOT	
Best Scoring Run	10 (1st 13:05)	13 (2nd 8:14)	Paint	16	28	BC	26	18	44
Lead Changes	7		Second Chance	10	4	RICH	25	39	64
Times Tied	4		Fast Breaks	5	12				
Time with Lead	13:46	22:00	Bench	8	11				

RICHMOND, Va. - The University of Richmond men's basketball team turned a close game at halftime upside down with a dominating second half performance as the Spiders out-scored Boston College 39-18 after intermission on their way to a convincing 64-44 victory over the Eagles from the Atlantic Coast Conference Saturday afternoon at the Robins Center. The Spiders took over the game with a dominant 23-2 run that changed a game tied at 30-30 into a commanding 53-32 lead for Richmond.

Richmond has now picked up wins this season against the ACC, Big Ten and Southeastern Conferences. The Spiders have three wins over power-conference foes in the same season for the first time since 2010-11. The victory over the Eagles improves the Spiders to 4-3 in the last seven games against the ACC and 3-1 all-time against Boston College.

Richmond dominated the second half, out-scoring the Eagles by 21 points and limiting them to 7-of-25 (28%) shooting from the field. The Spiders held Boston College to only six points in the first 14 minutes after halftime, forcing the Eagles into six turnovers and allowing just three field goals in that span. Freshman Tyler Burton (Uxbridge, Mass.) gave the Spiders a big lift on the defensive end, recording four steals and grabbing five rebounds. Burton also finished with four points, playing a career-high 30 minutes.

Junior guard Jacob Gilyard (Kansas City, Mo.) was the dominant offensive force in the second half, scoring 16 of his game-high 22 points in the final 20 minutes, including 13 in the game-changing run. Gilyard finished 4-of-8 from three-point range and added six assists to go along with his game-high five steals. Redshirt junior guard Blake Francis (Herndon, Mo.) added 18 points in the win, going 4-of-7 on 3-pointers.

The Spiders started strong, taking a 10-5 lead in the early going as Francis scored eight of the first 10 points of the game. Boston College answered back with 10 straight, taking a 15-10 lead before the Spiders' defense started to settle in. Koureissi got it going with a block on one end and a basket trimming the gap to 15-14 but the Eagles scored eight-straight for a 23-14 lead.

The Spiders' defense turned up the pressure at that point, posting an 11-0 run and taking a 25-23 lead. Junior forward Nathan Cayo (Montreal, Quebec) was the catalyst scoring seven of the points during the run, converting an old-fashioned three-point play and scoring in the post on back-to-back possessions before Boston College hit a three-pointer late in the half taking a 26-25 lead into the locker room.

The Spiders came out in the second half and took control with a 23-2 run, taking a 53-32 lead and forcing Boston College into two early timeouts. Gilyard took over, scoring eight-straight in the game and 13 points in the run, including a trifecta of three-pointers. The Spiders got contributions all over the lineup during the game-changing run as Burton got the run going with a dunk and sophomore Andre Gustavson (Helsinki, Finland) hit a three-pointer from the corner.

Richmond finished the game forcing 18 Boston College turnovers, turning those miscues into 21 points. The Spiders also out-scored the Eagles 28-16 in the paint, despite missing their biggest post presence in Golden.



THE BIG PICTURE

FLIP THE SCRIPT

Half of the members of the 2023-24 Spiders are new to Richmond, a group that includes three transfers and five freshmen and ties the most newcomers (8) Chris Mooney has ever had in his 19 seasons with the Spiders.

UR added a pair of All-Conference performers from the transfer portal this offseason. Jordan King, who led East Tennessee State with 15.6 points per game in 2022-23, was a 2023 Third Team All-Southern Conference selection. DeLonnie Hunt, the 2021 NEC Rookie of the Year, led Wagner with 11.1 points per game last season and was a 2023 Third Team All-NEC honoree. Tyler Harris also transferred to UR after starting 77 games at Western Carolina over the last four seasons.

After accepting just seven incoming transfers during his first 17 years at Richmond, Chris Mooney has now brought in six transfers over the last two seasons.

Also new to Richmond are five true freshmen, including Trevor Smith, the reigning Class 5 Virginia State Player of the Year, and Collin Tanner, rated as the No. 2 recruit in North Carolina's Class of 2023 by some scouting services.

WHO'S BACK

Richmond returns eight players from last year's roster, UR's second-fewest returners ever during Chris Mooney's tenure (7 in 2006-07), and one starter, matching the fewest under Mooney (also 1 in 2011-12).

Center Neal Quinn was one of three Spiders to start all 33 games last season. He finished first on the team with 2.9 assists per game, second with 9.5 points per game, and third with 4.5 rebounds per game while shooting 54.2 percent from the field, ninth best in the A-10 among qualifiers.

Quinn, whose father was born in Ireland, spent part of his summer competing with the Irish National Team at the FIBA EuroBasket 2025 Pre-Qualifiers. Quinn averaged 8.0 points, 4.8 rebounds, and 3.8 assists per game as Ireland went 2-2.

RATE OF RETURN

Richmond's eight returning players accounted for 38 percent of UR's scoring and 36% of the team's total minutes played last year. Quinn ranked second on the team in scoring, while Isaiah Bigelow ranked fifth (7.9 PPG) and Jason Roche ranked sixth (6.3 PPG), meaning the Spiders return three of their top six scorers from last year.

Richmond Entering This Season		
	Returning	Departing
Minutes	36%	64%
Points	38%	62%
Rebounds	44%	56%
Assists	39%	61%
Steals	31%	69%
Blocks	42%	58%

STAFF STEPS UP

Chris Mooney was forced to step away from the team at the end of the 2022-23 season to undergo a heart procedure, which he did at UVA Medical Center on February 28. Mooney missed the final six games of the season and returned to the team fully in April.

During Mooney's absence, Peter Thomas served as Interim Head Coach. Thomas led the Spiders to a 15-point comeback win over preseason A-10 co-favorite Saint Louis in his first game in the interim role. In the opening round of the A-10 Championship, Thomas and the Spiders defeated UMass by 33 points, the second largest margin of victory in the history of the event. Thomas was promoted to Associate Head Coach in June 2023.

Thomas wasn't the only Spider staff member promoted this offseason. Mark McGonigal was elevated to Assistant Coach/Operations and Jack Fahed was promoted to Assistant Coach/Development to take advantage of new NCAA rules allowing for five assistants.

Darian Dollar, a 2020 USF graduate, joined the staff as Video Coordinator.

PRESEASON POSITION

The Spiders were picked 11th in the Atlantic 10 Pre-season Poll, which was unveiled at A-10 Media Day at Barclays Center in Brooklyn, NY on October 17.

Atlantic 10 Preseason Poll

	Points
1. Dayton (20)	370
2. VCU (3)	321
3. St. Bonaventure (1)	319
4. Duquesne	302
5. Saint Joseph's	257
6. Saint Louis	225
7. Fordham (1)	215
8. Loyola Chicago	177
9. George Washington	173
10. George Mason	146
11. Richmond	137
12. Davidson	118
13. Massachusetts	93
14. Rhode Island	76
15. La Salle	71

* 1st-place votes in parentheses

MOONEY IS MONEY

Chris Mooney owns Richmond records for most total wins (325 entering 2023-24), most wins in a season (29 in 2010-11), most conference wins in a season (14 in 2019-20), highest NCAA Tournament seed (7th in 2010), higher NIT seed (1st overall in 2015), and highest A-10 Championship seed (2nd in 2020).

Mooney is one of 11 coaches ever to win multiple A-10 championships, and his two A-10 titles are tied for the fifth-most of any coach in conference history. Richmond and Saint Louis are the only A-10 schools with multiple A-10 titles and three or more NCAA Tournament wins during Mooney's tenure at UR (since 2005-06).

2023-24 is Mooney's 19th season with Richmond. The only coaches in A-10 history with a longer tenure at a single school are John Chaney (24 seasons at Temple) and Phil Martelli (24 seasons at Saint Joseph's). Mooney is also fourth in conference history in total wins by a coach and conference wins by a coach.

Mooney enters the 2023-24 season tied for the ninth-longest tenured coach in Division I. The only coaches who have been at their current schools longer than Mooney are Tom Izzo (Michigan State), Greg Kampe (Oakland), James Jones (Yale), Mark Few (Gonzaga), Randy Bennett (St. Mary's), Leonard Hamilton (Florida State), Bill Self (Kansas), and Scott Drew (Baylor).

Mooney signed an extension with UR after leading the Spiders to the 2022 Atlantic 10 title and a win over Big Ten champion Iowa in the 2022 NCAA Tournament. He is under contract through 2026-27.

SHOOT YOUR SHOT

Under Mooney, Richmond strives to schedule as many power-conference opponents as possible during the non-conference season, a task that has become more difficult in recent years.

The Spiders entered 2023-24 as one of just two A-10 teams (along with Rhode Island) with three guaranteed games against power-conference opponents: November 15 at Boston College, November 20 vs Colorado, and December 9 vs Florida.

THE LAST TIME

TEAM

Ranked in AP Top 25: 12/7/20 | #19 (highest since 1957)
 Defeated Top 10 Team: 11/29/20 | #10 Kentucky, 76-64 (road)
 Defeated Top 25 Team: 3/17/22 | #16 Iowa, 67-63 (neutral)
 Defeated Top 25 Team, Home: 2/25/15 | #22 VCU, 67-63
 Defeated Top 25 Team, Away: 11/29/20 | #10 Kentucky, 76-64
 Defeated Top 25 Team, Neutral: 3/17/22 | #16 Iowa, 67-63
 Scored 90+: 11/11/23 | vs Siena, W 90-48
 Scored 100+: 2/8/23 | at GW, L 107-105 (2 OT)
 Allowed Less Than 50: 11/11/23 | vs Siena, W 90-48
 Allowed Less Than 40: 3/7/23 | vs UMass, W 71-38
 Double-digit comeback win: 2/5/23 | vs Fordham, W 68-58 (11)
 Shot Over 60% FG: 12/1/21 | at Wofford, W 73-64 (62.2)
 Held Opp Under 35% FG: 3/7/23 | vs UMass, W 71-38 (23.8)
 Allowed Fewer 10 pts, half: 12/13/22 | vs FDU, W 77-48 (9 - 1st)
 Made 15+ 3PT FG: 2/21/23 | vs Saint Louis, W 81-78 (17)
 Made 0 3PT FG: 1/25/16 | vs Davidson, L 78-70 (0-15)
 Made 35+ FT: 2/6/93 | vs. UNCW, W 91-69 (36)
 50+ Rebounds: 3/6/20 | at Duquesne, W 73-62 (50)
 25+ Assists: 11/22/21 | vs Hofstra, W 81-68 (26)
 15+ Blocks: 1/13/10 | vs. UMass, W 70-63 (17, SR)
 15+ Steals: 11/18/12 | at Minn, L 72-57 (15)
 3 or fewer turnovers: 12/1/18 | vs. Wake Forest, W 84-74 (3)

INDIVIDUAL

6+ players in double digit scoring: 3/18/15 | vs. SFBK, W, 84-74
 3 players, 20+ pts: 11/14/19 | vs Vanderbilt |
 Jacob Gilyard (26), Blake Francis (24), Nathan Cayo (20)
 2 players, 25+ pts: 1/28/17 vs. Duquesne
 (T.J. Cline 34, ShawnDre' Jones 30)
 Scored 50+ pts: Bob McCurdy (53) vs. Appalachian St, 2/26/75
 Scored 40-49: Bob McCurdy (46) vs West Virginia, 2/17/75
 Scored 35-39: Tyler Burton (38) at Charleston, 11/14/22
 Scored 30-34: Jordan King (34) vs VMI, 11/6/23
 Scored 25-29: Tyler Burton (28) vs UMass, 3/7/23
 Made 6+ 3PT FG: Jordan King (6) vs VMI, 11/6/23
 Made 15+ FT: Terry Allen (17) vs. Cal, 11/27/15
 Had 25+ Reb: George Grodzicki (25) vs. GW, 12/6/61
 Had 15+ Reb: Tyler Burton (15) vs Syracuse, 11/21/22
 2 players w/ 10+ reb: Burton (12), Cayo (11), & Golden (10) at SLU, 1/2/22
 Had 15+ assists: Greg Beckwith (16) vs Navy, 2/25/86
 Had 10+ assists: Jacob Gilyard (11) at George Mason, 2/9/22
 Had 5+ steals: Tyler Burton (5) at Davidson, 1/11/23
 Had 5+ blocks: Grant Golden (6) vs George Mason, 2/27/19
 Multiple players with double-double: Gilyard (17 Pts 10 Ast) & Burton (12 Pts 13 Reb) vs UMass, 1/5/22
 Triple-Double: T.J. Cline (19 pts 11 reb 12 assists) vs. SLU, 3/4/17

SPIDERS W-L WHEN ...

	OVERALL	ATLANTIC 10
Scores 60 or more	2-0	--
Scores 70 or more	2-0	--
Scores 80 or more	2-0	--
Scores under 60	--	--
Allows under 60	1-0	--
Allows under 70	1-0	--
Allows 70 or more	1-0	--
Decided by 5 or less	--	--
Leading/tied, 5 min left	2-0	--
Trailing, 5 min left	--	--
Leading/tied, half	2-0	--
Trailing, half	--	--
Higher FG pct	1-0	--
Lower/Same FG pct	1-0	--
FG pct over 50	1-0	--
FG pct under 40	--	--
Outrebounded opponent	1-0	--
Outrebounded by opponent	1-0	--
Fewer/same turnovers	2-0	--
More turnovers	--	--
Fewer/same assists	--	--
More assists	2-0	--
Day (before 5p)	--	--
Night (5p or later)	2-0	--
White jersey	2-0	--
Blue jersey	--	--
Red jersey	--	--



THE BIG PICTURE

Entering 2023-24, Mooney has led the Spiders to 27 wins vs power-conference opponents during his tenure at UR.

#PROSPIDERS

Four members of Richmond's 2022 Atlantic 10 championship team have gone on to play professionally, part of the 28 pro players the Spiders have produced during Chris Mooney's tenure.

2022 A-10 Championship MOP Jacob Gilyard is currently playing for the Memphis Grizzlies in the NBA. As a member of the Memphis Hustle last season, Gilyard led the NBA G League in assists. Gilyard is the fourth Spider to play in the NBA. His 466 career steals remain the most in NCAA Division I history.

Grant Golden, the second-leading scorer in Richmond history, is playing for Cremona in Italy's Serie A after averaging 17.3 points, 10.9 rebounds, and 5.2 assists per game for the Grand Rapids Gold in the NBA G League last season.

Nathan Cayo, who averaged 15 points per game for the Montreal Alliance, and Matt Grace both played in Canada's CEHL in 2023.

Cayo was teamed with former Spider teammate Blake Francis (Class of 2021) on the Montreal Alliance this summer. Francis is now playing for Medipolis Science City Jena in Germany.

VOICE OF THE SPIDERS

For the 41st straight season, Bob Black is handling play-by-play duties for Spider Men's Basketball broadcasts. Black also hosts an afternoon show on ESPN Richmond, the Spiders radio rights-holder.

In 2023, Black received the Atlantic 10's Bob Vetrone Media Award, which recognizes those whose service, professionalism and commitment have made a lasting contribution to the A-10's student-athletes and institutions. Last April, he was also recognized by Richmond Athletics for his 40 years of service as the recipient of the Distinguished Faculty/Staff Award.

Black is teamed with analyst Greg Beckwith, a member of the Richmond Athletics Hall of Fame who is second on UR's career assists and steals lists. Black and Beckwith have been paired together on Spider broadcasts for 21 seasons.

In addition to doing the ESPN Richmond radio broadcast for all Robins Center games on national TV, Black and Beckwith anchor the SpiderTV broadcast for all of Richmond's home games on regional TV. Those broadcasts are produced and directed by Richmond Athletics Video Specialist Blake Ellett.

OFFENSIVE FLOW

Richmond runs a fast-paced offensive system that requires every player on the court to handle the ball, pass, and cut -- often on the same possession.

The Richmond offense embodies the concept of "position-less basketball." While shorter players will begin most possessions further away from the basket and taller players will begin most possessions on the wing or in the paint, they will rarely end up anywhere near where they started. Possessions are a frenzy of back-door cuts, entry passes to the high and low post, screens both on the ball and off the ball that, ideally, lead to an open high-percentage shot at the rim or from three-point range.

The Spiders often excel at finding teammates and taking care of the ball, but after ranking in the top 25 in the nation in assist-to-turnover ratio in four straight seasons, UR slipped to 167th in 2022-23.

In terms of offensive efficiency, Richmond ranked in the top 100 in the nation in six of eight seasons from 2014-15 to 2021-22. Last season, the Spiders produced 103.5 points per 100 offensive possession (via KenPom), ranking 202nd in Division I, their lowest in any season since Chris Mooney's second season with the program in 2006-07.

MAN-TO-MAN 'D'

Richmond has played almost exclusively man-to-man defense in each of the previous four seasons after mostly relying on a match-up zone scheme for many years. Playing man-to-man, Richmond has ranked among D-I's top 120 defenses via KenPom's defensive efficiency metric in four straight seasons (including 117th in 2022-23) after finishing outside the top 200 in 2017-18 (234th) and 2018-19 (287th).

Assistant Coach David Boyden oversees much of UR's defensive gameplan and strategy.

ATTENDANCE OVERLOAD

Richmond averaged 6,285 fans at its home games in 2022-23, nearly double the school's enrollment of undergraduate enrollment of 3,164. For the second straight season, Richmond was the smallest school in Division I to average at least 6,000 fans, narrowly edging out Siena (undergrad enrollment of 3,498).

The Spiders played before five capacity crowds of 7,201 in 2022-23, the program's most sellouts in a season since 2017-18.

UR has ranked among the top 80 D-I teams in average attendance in back-to-back seasons for the first time since 1991-93.

FAMILY BUSINESS

Several Spiders have family members who participated in college athletics.

- Trevor Smith's father Tim is the all-time leading scorer at East Tennessee State University, totaling 2,300 points for the Buccaneers during his career. He was named the 2006 Atlantic Sun Player of the Year in ETSU's first season in the conference after earning First Team All-Southern Conference honors in 2004 and 2005.

- Ryan Soulis' dad Vasilis played professionally for eight seasons, seven in Greek Basket League and one in EuroLeague with Olympiacos in 2000-01.

- Mikkell Tyne's older brother Malik played linebacker at Towson and with the Edmonton Elks in the CFL.

- Tyler Harris' cousin Oryend Fisher is a freshman defensive lineman on the West Virginia football team.

- Jason Roche's cousin Christine Cleary played basketball at Wisconsin, while another cousin Joe Cleary ran track for the Badgers.

- Quentin Southall is the son of Cornelius Southall, who played defensive back for Notre Dame and led the Irish to a national championship in 1988.

- Neal Quinn's dad William played college golf at St. John's University, and Liam Weaver's father Tim ran track at Tulsa.

SIGNING CLASS

Richmond added a pair of athletic forwards on signing day in November. Bryson McGlothlin, a 6'7" forward from Plano, Tex., is the No. 25 player in the Texas' Class of 2024, according to 247 Sports composite rankings. Jaylen Robinson, a 6'6" forward from Jacksonville, Fla., is the 20th-ranked player in Florida's Class of 2024, according to FloridaHoops.com.

BIG GAMES

20-POINT GAMES

NAME	CAREER	LAST
Jordan King	19 (18 before UR)	34 (VMI, 11/6/23)
Neal Quinn	8 (7 at Lafayette)	21 (VCU, 2/24/23)
Jason Roche	7 (7 at Citadel)	23 (Citadel, 2/10/22)
DeLonnie Hunt	4 (4 at Wagner)	20 (SFPA, 1/7/23)
Isaiah Bigelow	1 (1 at Wofford)	28 (No. Greenville, 12/13/19)

DOUBLE-FIGURE SCORING GAMES

NAME	CAREER	LAST
Jordan King	64 (62 before UR)	10 (Siena, 11/11/23)
Neal Quinn	52 (38 at Lafayette)	17 (GMU, 3/8/23)
DeLonnie Hunt	38 (36 at Wagner)	11 (Siena, 11/11/23)
Isaiah Bigelow	32 (19 at Wofford)	17 (Siena, 11/11/23)
Jason Roche	25 (19 at Citadel)	10 (SLU, 2/21/23)
Tyler Harris	23 (23 at WCU)	14 (ETSU, 2/15/23)
Dji Bailey	2	14 (Siena, 11/11/23)

DOUBLE-FIGURE REBOUNDING GAMES

NAME	CAREER	LAST
Neal Quinn	9 (7 at Lafayette)	10 (VMI, 11/6/23)
Isaiah Bigelow	5 (4 at Wofford)	12 (GMU, 12/31/22)
Tyler Harris	4 (4 at WCU)	10 (Chattanooga, 2/9/22)

DOUBLE-FIGURE ASSIST GAMES

NAME	CAREER	LAST
Neal Quinn	1 (1 at Lafayette)	10 (NJIT, 12/5/21)

DOUBLE-DOUBLES

NAME	CAREER	LAST
Neal Quinn	7 (7 at Lafayette)	22 Pts 10 Reb (2/2/22)
Isaiah Bigelow	2 (1 at Wofford)	16 Pts 11 Reb (11/17/22)
Tyler Harris	1 (1 at WCU)	16 Pts 11 Reb (1/5/22)

SPIDERS IN OVERTIME

All-Time Record: 79-57

2022-23 OT Record: 0-3

Last OT Game: L at GW, 107-105 (2 OT), 2/8/23

Last OT Win: W vs Vanderbilt, 93-92, 11/14/19

Last OT Loss: L at GW, 107-105 (2 OT), 2/8/23

Double OT Record: 12-12

Last 2OT Game: L at GW, 107-105, 2/8/23

Triple OT Record: 8-1

Last 3OT Game: L, vs. Saint Louis, 85-72, 2/8/09

Home OT Record: 42-20

Last Home OT Game: W vs Vanderbilt, 93-92, 11/14/19

Road OT Record: 27-32

Last Road OT Game: L at GW, 107-105 (2 OT), 2/8/23

Neutral OT Record: 10-5

Last Neutral OT Game: L vs Syracuse, 74-71, 11/21/22

SPIDERS BY THE NUMBERS

10 NCAA Tournament Appearances

7 Conference Championships

9 NCAA Tournament Wins/2 Sweet Sixteens

9 NCAA tourney wins when seeded 12th or higher (3 more than any other school)

1st 15-seed to beat a 2-seed (1991 vs Syracuse)

28 Professional Players under Chris Mooney

15 Wins over Top 25 since 2008



WHERE THE SPIDERS DWELL

ROBINS CENTER

Built in 1972 through the generosity of the E. Claiborne Robins family, the Robins Center is in its 52nd season as one of the premier small-school college basketball arenas in the nation.

In its 51st season in 2022-23, an average crowd of 6,285 attended Richmond's home games, nearly double the school's enrollment of undergraduate enrollment of 3,164. For the second straight season, Richmond was the smallest school in Division I to average at least 6,000 fans, narrowly edging out Siena (undergrad enrollment of 3,498).

The Spiders played before five capacity crowds of 7,201 in 2022-23, the program's most sellouts in a season since 2017-18.

The facility is much more than a basketball arena, however. The Robins Center has been home to addresses by world leaders, University commencements, WTA Tour events, track competitions, water polo matches, concerts, a 1992 Presidential Debate, and more.

Renovations to the lower level of the building in 2018 resulted in the creation of the Blandford-Everett Student-Athlete Performance Center, which provides Richmond's student-athletes with the latest strength and conditioning equipment, access to a nutrition fueling center, and a state-of-the-art sports medicine facility.

The arena underwent a \$17 million renovation in 2013 that revamped the lighting system and installed four 33' x 15' video boards in the corner sections. The renovation also reduced the arena's capacity from more than 9,000 to its current 7,201.



Capacity	7,201
Season	52nd
1st Game	12/3/1972 (L vs Maryland)
All-Time Record	490-241 (2-0 this season)
2022-23 Average Attendance	6,285 (+214)
2022-23 D-I Attendance Rank	79th (2nd straight year in top 80)
2022-23 Sellouts	5 (Duquesne, VCU, Fordham, Loyola, GMU)
Most Home Wins In A Season	16 (2014-15)

QUEALLY ATHLETICS CENTER

The Queally Athletics Center is the everyday home of Spiders basketball.

Opened in October 2020 following 18 months of construction, the \$15 million practice facility's centerpiece is Breed Family Practice Court. The gym includes a replica of the Robins Center court plus two additional half-courts and two more retractable baskets on the sidelines of the main court, for a total of six in the facility. Steps from the court is a 20-seat theater that allows for instant review of practice film and diagramming of offensive and defensive schemes.

The Boggs Strength and Conditioning Room, used exclusively by the men's and women's basketball teams, abuts the court's endline and is separated only by a pair of see-through retractable overhead doors. A six-table Sports Medicine suite, a hydrotherapy room with two pools, and the Bugg Fueling Station all border the strength and conditioning area and form the Ball Family Training Center.

Locker rooms and lounges for the men's and women's teams are also located on the ground floor, while the second floor includes Spider Hall, the main entrance to the Queally Athletics Center. The space, which serves to engage fans and alumni in celebration of the proud tradition of Richmond Athletics, features a giant video board as well as entrances to Millhiser Gymnasium and the University's new Student Well-Being Center, which are both adjacent to the QAC.

Head coach Chris Mooney believes that the facility has a tremendous impact on his team. "The Queally Athletics Center has transformed our entire basketball program. Our student-athletes utilize the amenities of the physical structure each and everyday as prospective Spiders see the facility and anticipate their future at Richmond," said Mooney.

The facility is named for 1986 alumni Paul and Anne-Marie Queally, longtime supporters of the University of Richmond who contributed a \$7.5 million lead gift to launch the fundraising efforts for the center.



MILLHISER GYMNASIUM (MILL-high-zer)

Now in its second century, one of the most historic and celebrated buildings on the University of Richmond campus has been completely renovated and now houses the Millhiser Student-Athlete Development Center and offices for both the men's basketball and women's basketball staffs.

The newest version of Millhiser Gymnasium opened in fall 2020 after being refurbished as part of the University's construction of the Queally Athletics Center and the Student Well-Being Center. A mezzanine level was installed to provide office suites for Richmond's basketball programs while the first floor, which still includes the historic gymnasium court surface, is the site of the Student-Athlete Development Center. The Center includes study and meeting spaces for Richmond's student-athletes as well as offices for Richmond Athletics' Academic Services and Leadership Development departments.

Millhiser's entry hall includes a restored classroom that overlooks the Queally Athletic Center's practice court and a recruiting room with end-zone views of Robins Stadium.

As part of Richmond's commitment to a sensitive restoration of the facility, many of Millhiser's iconic arched windows, which had been bricked in for decades, were re-opened.

Millhiser Gymnasium opened in 1921 and was Richmond's home court between 1922 and 1946.



TEAM GAME-BY-GAME

			Total		3-Pointers		Free throws		Rebounds										
Opponent	Date	Score	FG-FGA	PCT	3FG-3FGA	PCT	FT-FTA	PCT	OFF	DEF	TOT	AVG	PF	A	TO	BLK	STL	PTS	AVG
VMI	11/06/2023	93-75 W	28-63	.444	13-37	.351	24-32	.750	10	31	41	41.0	12	16	7	3	11	93	93.0
Siena	11/11/2023	90-48 W	35-59	.593	10-18	.556	10-15	.667	6	23	29	35.0	13	21	8	1	14	90	91.5
Total		183	63-122	.516	23-55	.418	34-47	.723	16	54	70	35.0	25	37	15	4	25	183	91.5
Opponents		123	49-115	.426	12-39	.308	13-25	.520	19	49	68	34.0	38	20	36	8	8	123	61.5

Richmond Averages

Games Played	Points/game	FG Pct	3FG Pct	FT Pct	Rebounds/game	Assists/game	Turnovers/game	Assist/Turnover ratio	Steals/game	Blocks/game
2	91.5	51.6	41.8	72.3	35.0	18.5	7.5	2.5	12.5	2.0

OPPONENT GAME-BY-GAME

			Total		3-Pointers		Free throws		Rebounds										
Opponent	Date	Score	FG-FGA	PCT	3FG-3FGA	PCT	FT-FTA	PCT	OFF	DEF	TOT	AVG	PF	A	TO	BLK	STL	PTS	AVG
VMI	11/06/2023	93-75 W	29-65	.446	8-19	.421	9-14	.643	9	28	37	37.0	20	11	14	0	4	75	75.0
Siena	11/11/2023	90-48 W	20-50	.400	4-20	.200	4-11	.364	10	21	31	34.0	18	9	22	8	4	48	61.5
Total		123	49-115	.426	12-39	.308	13-25	.520	19	49	68	34.0	38	20	36	8	8	123	61.5
Richmond		183	63-122	.516	23-55	.418	34-47	.723	16	54	70	35.0	25	37	15	4	25	183	91.5

Opponents Averages

Games Played	Points/game	FG Pct	3FG Pct	FT Pct	Rebounds/game	Assists/game	Turnovers/game	Assist/Turnover ratio	Steals/game	Blocks/game
2	61.5	42.6	30.8	52.0	34.0	10.0	18.0	0.6	4.0	4.0



PTS-REB-AST

Opponent	Date	Score		1	2	3	4	5	9	10	11	12	13	16
VMI	11/06/2023	93-75	W	SMITH,TREV	KING,JORDA	HUNT,DELON	BAILEY,DJI	TANNER,COL	HARRIS,TYL	WEAVER,LIA	ROCHE,JASO	TYNE,MIKKE	GRAHAM,JAC	SOULIS,RYA
Siena	11/11/2023	90-48	W	0-2-0	34-5-1	15-2-4	7-5-1	0-2-0	4-1-0	0-0-0	9-1-0	5-1-1	0-0-0	0-2-0
				0-1-0	10-1-4	11-2-4	14-3-1	2-0-0	4-2-1	0-0-0	9-1-0	2-1-3	0-0-0	DNP

Opponent	Date	Score		21	24	25	32	35
VMI	11/06/2023	93-75	W	WALZ,MIKE	BIGELOW,IS	SOUTHALL,Q	QUINN,NEAL	NOYES,AIDA
Siena	11/11/2023	90-48	W	0-3-1	7-3-1	0-0-0	6-10-7	6-4-0
				7-5-4	17-1-0	0-1-0	9-4-4	5-4-0

SPECIALTY STATS

DATE	OPPONENT	PTS/TO	PAINT	2ND CHANCE	FAST BREAK	BENCH	TIES	LEAD CHANGES	LEADING	TRAILING	LEAD LOST/DEFICIT OVERCOME
11/6	VMI	17	26	11	12	25	1	1	37:49	1:39	Trailed by 5 (1st - 19:10)
11/11	Siena	31	50	5	13	38	0	0	39:44	--	--



MOONEY AMONG A-10 LEADERS

MOST TOTAL WINS BY COACH ATLANTIC 10 HISTORY

	WINS	YEARS
1. John Chaney (Temple)	516	1982-2006
2. Phil Martelli (Saint Joseph's)	424	1995-2019
3. Gale Catlett (West Virginia)	333	1978-95
4. Chris Mooney (Richmond)	327	2005-pres.

MOST CONFERENCE WINS BY COACH ATLANTIC 10 HISTORY

	WINS	YEARS
1. John Chaney (Temple)	295	1982-2006
2. Phil Martelli (Saint Joseph's)	218	1995-2019
3. Gale Catlett (West Virginia)	180	1978-95
4. Chris Mooney (Richmond)	160	2005-pres.



UNIVERSITY OF RICHMOND FACTS

- Ranked 25th among "Best Liberal Arts Colleges"
- Ranked in top 25 each of last 7 years (US News & World Report)

According to the Princeton Review:

- Ranked 1st for "Most Beautiful Campus"
- Ranked 7th for Best Athletic Facilities
- Ranked 3rd for "Best Classroom Experience"
- No. 3 "Best-Run" college in the country
- Ranked 9th for "Quality of Life"
- Ranked 10th for "Happiest Students"

Robins Business School ranked 18th in nation (Poets & Quants)

8:1 faculty-staff ratio; two-thirds of classes have < 20 students

University endowment valued at more than \$3.3 billion

Founded in 1830, sixth oldest school in Virginia

UNIVERSITY OF RICHMOND ALUMNI

Kenny Atkinson Former Brooklyn Nets Head Coach

Sean Casey Three-Time MLB All-Star, Yankees Hitting Coach

Joe Douglas New York Jets General Manager

Tim Finchem Former PGA TOUR Commissioner

Douglas Freeman Historian, 2-time Pulitzer Prize winner

Tim Hightower Former NFL Running Back

Melanie Healey Former Procter & Gamble President

Brian Jordan Former MLB & NFL Player

Todd McShay Former ESPN NFL Draft Analyst

Leland Melvin NASA Astronaut

Johnny Newman Former NBA Player (UR's all-time leading scorer)

Lil Dicky Rapper & star of FX's *Dave*



SPIDER BITES

With eight newcomers, tied for the most in Chris Mooney's 19 seasons at Richmond, getting to really know the 2023-24 Spiders is a tall task. Here's some help.

Their basketball skills are at a Division I level, but what other athletic talents do this year's Spiders possess? Four Spiders said their best sport other than basketball is golf, led by low single-digit handicapper Mike Walz. The same number said football, including Isaiah Bigelow, who played in high school. Baseball is just behind, with Collin Tanner and Jordan King saying the national pastime is their best sport outside of basketball. Aidan Noyes, an accomplished shortstop at Cincinnati's Archbishop Moeller High, whose baseball team produced Hall-of-Famers Ken Griffey Jr. and Barry Larkin, theoretically included baseball when he said his best sport outside of basketball was "everything." Ryan Soulis might have trouble finding a match on campus, as he's the only Spider to answer tennis. Soulis' love of tennis led to the name of the family's pet bunny, Roger – as in Federer.



Outside of Soulis, it's dogs or cats for every other Spiders pet-owner. Jack Graham, Jason Roche, and Mike Walz all have cats at home, while eight Spiders have dogs. Notably, Aidan Noyes' dog is named Votto after Reds first baseman Joey Votto. Isaiah Bigelow's dog, an Australian cattle dog officially named Jazzy Blue Healer but also known as Jazz, lives with him in Richmond and can often be found hanging out in the team's locker room.



In what time is left outside of school and basketball, the Spiders screen time is most likely to come via YouTube, the preferred streaming service of 10 of this year's 16 Spiders. (Netflix was picked by three players, the only other streaming service to receive multiple votes.) For podcasts, there's more of a variety of opinion among the team. Five Spiders picked The Joe Rogan Experience as their favorite podcast, while three went with Paul George's Podcast P. No other podcast received multiple votes. As kids, the Spiders were most likely to tune into SpongeBob SquarePants, the favorite children's TV show of a team-high four players. Phineas & Ferb (two), Drake & Josh (two), and Stranger Things (two) were also mentioned. Six players ID'd the Diary of a Wimpy Kid series as their favorite children's book. Percy Jackson The Lightning Thief, in which the main character learns he is the son of Poseidon, the Greek god of the ocean, was the choice of both Neal Quinn and Jason Roche.

Not surprisingly, Quinn was one of a team-high nine players to choose the ocean as his preferred body of water. Roche and five others would rather visit a lake. DeLonnie Hunt wants nothing to do with the wild water. Given the option of visiting an ocean, a lake, or a river, Hunt instead chose a pool. When it comes to holiday visits to home, 11 of the 16 Spiders said that Christmas was their favorite holiday, while four picked Thanksgiving. There's no such thing as a Halloween Break, which is undoubtedly a major disappointment to Jack Graham, the only Spider to choose October 31 as his favorite holiday.



As for the business of college basketball, a strong majority of the Spiders (13 of 16) prefer plane road trips to bus road trips, while Dji Bailey, Tyler Harris, and Jack Graham opt for four wheels instead of two wings. The group was far more divided on its favorite Spider uniform to play in. Three players (Aidan Noyes, Neal Quinn, and Ryan Soulis) chose Richmond's road blues, six picked UR's home whites, and a team-high seven players chose the alternate red jerseys, which the Spiders wore just twice last season. Pro basketball is also a contentious issue. Steph Curry was picked as the best current NBA player by a team-high four Spiders, while Nikola Jokic picked up three votes and Giannis Antetokounmpo and LeBron James each received two, the only other players to be picked more than once.

At chow time, the Spiders prefer chicken (11 votes) to beef (5 votes), and will pass on the pork (0 votes). If that chicken is in wing form, 11 Spiders would opt for a side of ranch instead of blue cheese (two votes). Three Spiders – Ryan Soulis, Mike Walz, and Liam Weaver – will skip the dressing altogether. More than half the team chose Chipotle (seven votes) or Chick-fil-A (four votes) as their favorite chain restaurant, but when it's time for the Spiders to do the cooking, it's most likely pasta on the menu. Eight players said the best thing they know how to cook is a type of pasta dish, ranging from the unrefined (Dji Bailey, Jason Roche, and Liam Weaver opted for a simple spaghetti) to the elevated (Quentin Southall claims he makes a mean shrimp scampi, and Mike Walz has mastered fettuccine alfredo with chicken). Ideally, Aidan Noyes and Neal Quinn are making the most their campus dining plans. The best thing they say they can prepare is peanut butter and jelly (Noyes) and popcorn (Quinn).



INDIVIDUAL GAME HIGHS

POINTS	34		Jordan King vs VMI (11/06/2023)
	17		Isaiah Bigelow vs Siena (11/11/2023)
	15		Delonnie Hunt vs VMI (11/06/2023)
	14		Dji Bailey vs Siena (11/11/2023)
	11		Delonnie Hunt vs Siena (11/11/2023)
FIELD GOALS MADE	11		Jordan King vs VMI (11/06/2023)
	6		Dji Bailey vs Siena (11/11/2023)
FIELD GOAL ATTEMPTS	18		Jordan King vs VMI (11/06/2023)
	11		Delonnie Hunt vs VMI (11/06/2023)
FIELD GOAL PERCENTAGE (min 5 made)	.857	(6-7)	Dji Bailey vs Siena (11/11/2023)
	.833	(5-6)	Isaiah Bigelow vs Siena (11/11/2023)
3 PT FG MADE	6		Jordan King vs VMI (11/06/2023)
	3		Jason Roche vs Siena (11/11/2023)
3 PT FG ATTEMPTS	12		Jordan King vs VMI (11/06/2023)
	5		Delonnie Hunt vs VMI (11/06/2023)
	5		Jason Roche vs VMI (11/06/2023)
3 PT FG PERCENTAGE (min 2 made)	1.000	(2-2)	Dji Bailey vs Siena (11/11/2023)
	.750	(3-4)	Jason Roche vs Siena (11/11/2023)
FREE THROWS MADE	6		Isaiah Bigelow vs Siena (11/11/2023)
	6		Jordan King vs VMI (11/06/2023)
FREE THROW ATTEMPTS	7		Isaiah Bigelow vs Siena (11/11/2023)
	7		Delonnie Hunt vs VMI (11/06/2023)
FREE THROW PERCENTAGE (min 3 made)	1.000	(6-6)	Jordan King vs VMI (11/06/2023)
	1.000	(4-4)	Neal Quinn vs VMI (11/06/2023)
REBOUNDS	10		Neal Quinn vs VMI (11/06/2023)
	5		Mike Walz vs Siena (11/11/2023)
	5		Dji Bailey vs VMI (11/06/2023)
	5		Jordan King vs VMI (11/06/2023)
ASSISTS	7		Neal Quinn vs VMI (11/06/2023)
	4		Neal Quinn vs Siena (11/11/2023)
	4		Jordan King vs Siena (11/11/2023)
	4		Mike Walz vs Siena (11/11/2023)
	4		Delonnie Hunt vs Siena (11/11/2023)
	4		Delonnie Hunt vs VMI (11/06/2023)
STEALS	4		Jordan King vs Siena (11/11/2023)
	4		Mikkel Tyne vs Siena (11/11/2023)
BLOCKED SHOTS	2		Ryan Soulis vs VMI (11/06/2023)
	1		Neal Quinn vs Siena (11/11/2023)
	1		Neal Quinn vs VMI (11/06/2023)
TURNOVERS	2		Mike Walz vs Siena (11/11/2023)
	2		Mike Walz vs VMI (11/06/2023)
FOULS	3		Delonnie Hunt vs Siena (11/11/2023)
	3		Trevor Smith vs VMI (11/06/2023)





CHRIS MOONEY

HEAD COACH

19th SEASON

PRINCETON, 1994

In his first 18 seasons at Richmond, Chris Mooney has led the Spiders to their only two Atlantic 10 championships, three NCAA Tournaments, seven 20-win seasons, and nine postseason appearances while amassing 325 wins, more than any other coach in program history.

Mooney ranks among the longest-tenured and most successful coaches in Atlantic 10 history. This is Mooney's 19th season with the Spiders, giving him the third-longest tenure by a coach at a single school in conference history (John Chaney - 24 seasons at Temple; Phil Martelli - 24 seasons at Saint Joseph's). In his first 18 seasons at Richmond, Mooney amassed 160 conference wins and 325 total wins, both the fourth most by a coach in Atlantic 10 history. Mooney is one of 11 coaches to ever win multiple A-10 titles, and only four coaches have won more A-10 championships than Mooney's two: John Chaney (6), John Calipari (5), Phil Martelli (3), and Fran Dunphy (3).

Mooney's season ended prematurely in 2022-23, when on February 17 he announced that he was stepping away from the program to have heart surgery. At the time of his announcement, the Spiders were 13-14 overall, with wins over NCAA Tournament teams Drake and FDU, and 6-8 in the Atlantic 10. Mooney underwent a successful procedure to remove an aortic aneurysm at the University of Virginia Medical Center on February 28 and was back in the office in April.

In 2021-22, Mooney and the Spiders captured the second A-10 title in program history and upset Big Ten champion Iowa in the First Round of the NCAA Tournament. Richmond won four games in four days to win the Atlantic 10, opening with a win against 11-seed Rhode Island and then defeating 3-seed VCU, 2-seed Dayton, and 1-seed Davidson. The Spiders overcame 15-point deficits against URI and Dayton, two of UR's six comeback wins of 14 or more points during the season, and defeated Davidson 64-62 in the A-10 final after trailing by six points with 90 seconds remaining. Richmond earned a 12 seed in the Midwest Region of the NCAA Tournament and a match up with Big Ten champion Iowa, a 5 seed, in the First Round. Days after being named Most Outstanding Player of the A-10 Tournament, Jacob Gilyard led all players with 24 points and six assists and Nathan Cayo recorded a pair of 'And-1's' in the final 90 seconds to lead UR to a 67-63 win and secure the sixth trip to the Second Round of the NCAA Tournament in program history. Richmond finished 24-13, the fourth-most wins ever by a Spiders team, and Mooney was named UR's Coach of the Year by the school's Student-Athlete Advisory Council (SAAC). After setting the NCAA Division I career steals record in December, Gilyard was a semifinalist for the Naismith National Defensive Player of the Year, a Lefty Driesell Defensive All-American, and the Virginia State Defensive Player of the Year. In April, he won the Senior CLASS Award as the top senior or graduate student-athlete in NCAA Division I Men's Basketball. Gilyard also earned A-10 All-Conference honors for a fourth straight season. Tyler Burton led Richmond in scoring and rebounding and was named Second Team All-Atlantic 10 by the conference and First Team All-Atlantic 10 by the NABC. Grant Golden was named to the A-10 All-Tournament Team and finished his Spiders career with the second-most points (2,246), third-most rebounds (1,015), and fourth-most assists (476) in Spiders history.

Mooney and the Spiders posted a 14-9 record in the COVID-shortened 2020-21 season and advanced to the quarterfinals of the NIT. In November, the Spiders beat 10th-ranked Kentucky for the program's first road win ever vs a team in the top 10 of the Associated Press Poll. UR rose as high as 19th in the AP Top 25 during its 4-0 start, the best ranking for the Spiders since December 1957. Richmond earned a 2-seed in the NIT and defeated MAC regular-season champion Toledo in the First Round despite playing without its two leading scorers, Blake Francis and Grant Golden, who were sidelined with injuries. Jacob Gilyard broke Richmond's career assists record while leading the nation in steals for a second straight season and being named a Lefty Driesell Defensive All-American. Tyler Burton earned the A-10's Chris Daniels Award, given to the conference's most improved player. He was one of four Spiders to earn A-10 honors, as Francis, Gilyard, and Golden landed on the league's All-Conference teams for a second straight season.

In 2019-20, Mooney led Richmond to one of the best regular seasons in program history and was on the verge of taking the Spiders to the NCAA Tournament when the postseason was canceled due to COVID-19. The Spiders went 24-7, tying the school record for regular-season wins, and posted three wins over power-conference opponents, including a victory over eventual Big Ten champion Wisconsin in the Legends Classic. Richmond went 14-4 in conference play, a program record for conference wins in a season, and finished second in the Atlantic 10, the highest regular-season finish for UR since joining the conference in 2001. Mooney's Spiders relied on a starting lineup comprised entirely of juniors, three of whom - Jacob Gilyard, Blake Francis, and Grant Golden - earned All-Atlantic 10 honors following the season. Gilyard was also named A-10 Defensive Player of the Year and was a semifinalist for the Naismith National Defensive Player of the Year Award after leading D-I with 99 steals. The Spiders received votes in the AP Top 25 six times, including a season-high six in the final poll of the season.

2009-10 and 2010-11 are remembered as two of the top seasons in Mooney's coaching career and in Spider Basketball history. In 2011, Richmond defeated Dayton in the A-10 championship game to earn Mooney's first conference championship, the Spiders first title since Richmond joined the Atlantic 10 in 2001. The Spiders would go on to the second Sweet 16 in program history by downing Vanderbilt and Morehead State in the NCAA Denver Subregional. Richmond finished 29-8, set a school record for wins, and finished 21st in the coaches poll.

In 2010, Richmond earned its first NCAA at-large bid since 2004, garnering a seven seed before falling in the first round of the tournament. Mooney was named the 2010 Sporting News Atlantic 10 Coach of the Year, and was a finalist for the 2010 Jim Phelan National Coach of the Year award. The Spiders finished the season ranked 24th in the final AP Top 25.

Mooney previously coached at Air Force for five seasons: three as an assistant, one as an associate head coach and his final season as head coach. In 2004-05, Mooney led the Falcons to an 18-12 record and votes in the national polls. His 18 victories were the most by a first-year head coach at Air Force.

Mooney began coaching at the high school level, taking a job at Lansdale Catholic High School in Lansdale, Pa., in 1994. His first college coaching experience came at Division III Beaver College, now known as Arcadia University. He spent two seasons there from 1998-2000. While at Beaver College, Mooney only coached part-time, spending much of his time as an event coordinator. He helped plan weddings and events while also serving as the team manager. Mooney is married to the former Lia Chomat, a Princeton graduate who also has a doctorate in psychology from Penn. The couple has two sons, Danny and Ryan.

COACHING HONORS

2022 Richmond Athletics Coach of the Year
2010 Sporting News Atlantic 10 Coach of the Year
2010 Jim Phelan National Coach of the Year Finalist

POSTSEASON ACCOMPLISHMENTS

2022 NCAA Second Round
2022 Atlantic 10 Champions
2021 NIT Quarterfinals
2017 NIT Quarterfinals
2015 NIT Quarterfinals
2013 CBI Quarterfinals
2011 NCAA Sweet 16
2011 Atlantic 10 Champions
2010 NCAA First Round
2009 CBI Semifinals
2008 CBI First Round

AS A D-I HEAD COACH

YEAR	SCHOOL	RECORD	CONF.	FINISH
2023-24	Richmond	2-0	--	--
2022-23	Richmond*	13-14	6-8	n/a
2021-22	Richmond	24-13	10-8	6th
2020-21	Richmond	14-9	6-5	8th
2019-20	Richmond	24-7	14-4	2nd
2018-19	Richmond	13-20	6-12	t-10th
2017-18	Richmond	12-20	9-9	t-5th
2016-17	Richmond	22-13	13-5	t-3rd
2015-16	Richmond	16-16	7-11	9th
2014-15	Richmond	21-14	12-4	4th
2013-14	Richmond	19-14	8-8	7th
2012-13	Richmond	19-15	8-8	t-8th
2011-12	Richmond	16-16	7-9	t-9th
2010-11	Richmond	29-8	13-3	3rd
2009-10	Richmond	26-9	13-3	3rd
2008-09	Richmond	20-16	9-7	t-5th
2007-08	Richmond	16-15	9-7	t-4th
2006-07	Richmond	8-22	4-12	t-12th
2005-06	Richmond	13-17	6-10	t-11th
2004-05	Air Force	18-12	9-5	3rd
Richmond (2005-pres.)		327-258 (.558)	160-135 (.542)	
Air Force (2004-05)		18-12 (.600)	9-5 (.643)	
Career Record (D-I only)		345-270 (.561)	169-140 (.547)	

* Left team on Feb. 17 to undergo heart surgery

Head Coach, Richmond, 2005-present
Head Coach, Air Force, 2004-05
Associate Head Coach, Air Force, 2003-04
Assistant Coach, Air Force, 2000-03
Head Coach, Arcadia University (Div III), 1997-00

AS A PLAYER

A 1994 graduate with a B.A. in English, Mooney led Princeton to two Ivy League titles. The four-year letterwinner amassed 1,071 points and started all 107 games in his career.





#1 TREVOR SMITH
G | FR | 6'0" | 165
NEWPORT NEWS, VA
WOODSIDE

CAREER HIGHS

Statistic	Value
Rebounds	2 vs VMI 11/06/23
Steals	2 vs VMI 11/06/23
FG Attempts	2 vs VMI 11/06/23
3FG Attempts	2 vs VMI 11/06/23

CAREER STATS

SEASON	TEAM	GP-GS	MIN/AVG	Field Goals		3-Point		F-Throws		Rebounds				Scoring						
				FG-FGA	FG%	3FG-3FGA	3FG%	FT-FTA	FT%	OFF	DEF	TOT	AVG	PF	FO	A	TO	BLK	STL	PTS
2023-24	UR	2-0	14/7.2	0-2	.000	0-2	.000	0-0	.000	0	3	3	1.5	3-0	0	1	0	2	0	0.0
TOTAL		2-0	14/7.2	0-2	.000	0-2	.000	0-0	.000	0	3	3	1.5	3-0	0	1	0	2	0	0.0

GAMELOGS

Opponent	Date	GS	MIN	Total		3-Pointers		Free throws		Rebounds				PF	A	TO	BLK	STL	PTS	AVG
				FG-FGA	PCT	3FG-3FGA	PCT	FT-FTA	PCT	OFF	DEF	TOT	AVG							
VMI	11/06/2023		06:55	0-2	.000	0-2	.000	0-0	.000	0	2	2	2.0	3	0	1	0	2	0	0.0
Siena	11/11/2023		07:33	0-0	.000	0-0	.000	0-0	.000	0	1	1	1.5	0	0	0	0	0	0.0	
Totals		0	14:28	0-2	.000	0-2	.000	0-0	.000	0	3	3	1.5	3	0	1	0	2	0	0.0

HIGH SCHOOL

- 2023 Class 5 State Player of the Year in Virginia
- Led Woodside to 2023 Class 5 state championship, its first since 2005
- Scored game-high 17 points in 2023 Class 5 State Championship Final vs Patrick Henry
- 2023 All-Tidewater Basketball Player of the Year
- No. 5 recruit in Virginia, No. 30 point guard in Class of 2023 via 247sports.com
- Committed to Spiders in April 2022 after receiving several D-I offers, including Florida and Georgetown

PERSONAL

- Father Tim is the all-time leading scorer at East Tennessee State University, totaling 2,300 points for the Buccaneers during his career ... He was named the 2006 Atlantic Sun Player of the Year in ETSU's first season in the conference after earning First Team All-Southern Conference honors in 2004 and 2005.
- Born on April 25, 2004





#2 JORDAN KING
G | GR | 6'0" | 175
ALBANY, NY
CHRISTIAN BROTHERS
SIENA/ETSU

CAREER HIGHS

Statistic	Value	
Points	42	at The Citadel 01/11/23
Rebounds	7	4 times
Assists	6	at Rider 01/16/21, vs Wofford 02/01/23, at Western Caro. 02/15/23
Steals	7	at The Citadel 01/11/23
Blocks	1	7 times
FG Made	14	at The Citadel 01/11/23
FG Attempts	19	5 times
3FG Made	8	at The Citadel 01/11/23
3FG Attempts	12	5 times
FT Made	10	at Western Caro. 02/15/23
FT Attempts	12	vs Little Rock 11/17/22

CAREER STATS

SEASON	TEAM	GP-GS	MIN/AVG	Field Goals		3-Point		F-Throws		Rebounds				Scoring						
				FG-FGA	FG%	3FG-3FGA	3FG%	FT-FTA	FT%	OFF	DEF	TOT	AVG	PF-FO	A	TO	BLK	STL	PTS	AVG
2019-20	Siena	30-2	539/18.0	48-138	.348	34-92	.370	11-12	.917	8	30	38	1.3	44-1	21	21	1	14	141	4.7
2020-21	Siena	17-17	573/33.7	64-155	.413	31-90	.344	48-58	.828	1	27	28	1.6	22-0	33	34	1	14	207	12.2
2021-22	ETSU	32-31	1047/32.7	163-362	.450	97-226	.429	43-56	.768	12	93	105	3.3	45-0	73	63	2	24	466	14.6
2022-23	ETSU	32-31	1149/35.9	174-436	.399	69-219	.315	81-95	.853	11	104	115	3.6	51-0	100	76	3	34	498	15.6
2023-24	UR	2-2	44/21.9	15-25	.600	8-15	.533	6-6	1.000	3	3	6	3.0	3-0	5	2	0	5	44	22.0
TOTAL FOR UR		2-2	44/21.9	15-25	.600	8-15	.533	6-6	1.000	3	3	6	3.0	3-0	5	2	0	5	44	22.0
TOTAL		113-83	3351/29.7	464-1116	.416	239-642	.372	189-227	.833	35	257	292	2.6	165-1	232	196	7	91	1356	12.0

GAMELOGS

Opponent	Date	GS	MIN	Total		3-Pointers		Free throws		Rebounds				PF		A		BLK	STL	PTS	AVG
				FG-FGA	PCT	3FG-3FGA	PCT	FT-FTA	PCT	OFF	DEF	TOT	AVG	PF	FO	TO	BLK				
VMI	11/06/2023	*	24:24	11-18	.611	6-12	.500	6-6	1.000	2	3	5	5.0	1	1	1	0	1	34	34.0	
Siena	11/11/2023	*	19:21	4-7	.571	2-3	.667	0-0	.000	1	0	1	3.0	2	4	1	0	4	10	22.0	
Totals			2	43:45	15-25	.600	8-15	.533	6-6	1.000	3	3	6	3.0	3	5	2	0	5	44	22.0

GRAD STUDENT (2023-24)

- Scored 34 points in his Richmond debut vs VMI on Nov. 16, the most by a Spider in a season opener since 1983 (John Newman - 35) ... Scored 27 points in 1st half, the most by a Spider in a half since Jacob Gilyard scored 27 in the 2nd half vs IUPUI on Nov. 16, 2018

- Committed to Richmond in April, the first member of UR's 2023 transfer class

SENIOR (2022-23 • ETSU)

- Third Team All-Southern Conference selection
- Led ETSU with 15.6 points per game (sixth in Southern Conference)
- Team leader in mins per game (35.9, second in SoCon) and assists per game (3.1, 10th in SoCon)
- Scored a career-high 42 points at Citadel on Jan. 11 (tied for third most in game in ETSU history)

JUNIOR (2021-22 • ETSU)

- Third Team All-Southern Conference selection
- Averaged 14.6 points per game (12th in SoCon)
- Led SoCon with 42.9 3-point FG pct (ninth highest in Division I)

SOPHOMORE (2020-21 • SIENA)

- Started all 17 games, helping Siena to 12-5 record and regular-season MAAC championship
- Averaged 12.2 points per game

FRESHMAN (2019-20 • SIENA)

- Appeared in all 30 games with two starts
- Averaged 4.7 points per game
- Helped team to 20-10 record and regular-season MAAC championship (conference tournament canceled due to COVID-19)

HIGH SCHOOL

- Averaged 24.1 points, 4.5 assists per game at Christian Brothers Academy as a senior
- 2019 Suburban Council Player of the Year

PERSONAL

- Born on March 2, 2001





#3 DELONNIE HUNT
G | SR | 6'0" | 175
ALBANY, NY
ROCK CREEK CHRISTIAN
WAGNER

CAREER HIGHS

Statistic	Value	
Points	24	vs Saint Francis (PA) 03/02/22
Rebounds	8	at Delaware St. 12/20/22
Assists	7	at FDU 02/13/21, at La Salle 11/12/22, at LIU 12/29/22
Steals	4	vs LIU 03/05/22, at Seton Hall 11/20/22
Blocks	2	vs Sacred Heart 12/22/20
FG Made	9	vs Saint Francis (PA) 03/02/22
FG Attempts	18	at Temple 11/07/22
3FG Made	4	4 times
3FG Attempts	10	vs LIU 01/14/21
FT Made	7	vs Stonehill 02/23/23
FT Attempts	8	vs Stonehill 02/23/23

CAREER STATS

SEASON	TEAM	GP-GS	MIN/AVG	Field Goals		3-Point		F-Throws		Rebounds				Scoring						
				FG-FGA	FG%	3FG-3FGA	3FG%	FT-FTA	FT%	OFF	DEF	TOT	AVG	PF-FO	A	TO	BLK	STL	PTS	AVG
2020-21	WC	20-20	683/34.1	77-204	.377	28-80	.350	30-46	.652	21	50	71	3.6	47-0	53	25	5	18	212	10.6
2021-22	WC	25-24	776/31.0	76-181	.420	26-84	.310	32-43	.744	26	42	68	2.7	53-1	65	26	0	27	210	8.4
2022-23	WC	28-28	885/31.6	108-296	.365	31-108	.287	63-86	.733	27	62	89	3.2	53-0	76	42	0	33	310	11.1
2023-24	UR	2-2	60/29.8	9-19	.474	2-6	.333	6-9	.667	1	3	4	2.0	3-0	8	1	0	2	26	13.0
TOTAL FOR UR		2-2	60/29.8	9-19	.474	2-6	.333	6-9	.667	1	3	4	2.0	3-0	8	1	0	2	26	13.0
TOTAL		75-74	2403/32.0	270-700	.386	87-278	.313	131-184	.712	75	157	232	3.1	156-1	202	94	5	80	758	10.1

GRAD STUDENT (2023-24)

- Committed to Richmond in mid-May, the second member of Richmond's 2023 transfer class

JUNIOR (2022-23 • WAGNER)

- Third Team All-NEC selection
- Led Wagner with 11.1 points and 31.6 minutes per game
- 2.7 assists per game ranked second on team (13th in NEC)

SOPHOMORE (2021-22)

- Averaged 8.4 points and 2.6 assists per game
- Helped Wagner to a 21-6 record, including a 13-3 mark in the NEC

FRESHMAN (2020-21)

- NEC Rookie of the Year
- Started all 20 games, averaging 10.6 points per game
- Wagner went 13-5 in conference play, winning the NEC regular-season championship

HIGH SCHOOL

- Led Rock Creek Christian Academy to 2020 Maryland Private School state championship
- Named Fourth-Team All-Met by The Washington Post in 2020

PERSONAL

- Nickname is D-Low
- Born on October 26, 2001

GAMELOGS

Opponent	Date	GS	MIN	Total		3-Pointers		Free throws		Rebounds				PF A TO BLK STL PTS AVG						
				FG-FGA	PCT	3FG-3FGA	PCT	FT-FTA	PCT	OFF	DEF	TOT	AVG	PF	A	TO	BLK	STL	PTS	AVG
VMI	11/06/2023	*	30:08	5-11	.455	1-5	.200	4-7	.571	1	1	2	2.0	0	4	0	0	2	15	15.0
Siena	11/11/2023	*	29:33	4-8	.500	1-1	1.000	2-2	1.000	0	2	2	2.0	3	4	1	0	0	11	13.0
Totals			2 59:41	9-19	.474	2-6	.333	6-9	.667	1	3	4	2.0	3	8	1	0	2	26	13.0





#4 DJI BAILEY
G | SR | 6'5" | 195
WILSON, NC
GREENFIELD SCHOOL

CAREER HIGHS

Statistic	Value	
Points	14	vs Siena 11/11/23
Rebounds	8	vs VMI 11/07/22
Assists	4	at Toledo 11/30/22
Steals	3	vs VMI 11/06/23
Blocks	1	vs Old Dominion 12/19/21, at Toledo 11/30/22
FG Made	6	vs Siena 11/11/23
FG Attempts	8	at Toledo 11/30/22
3FG Made	2	vs Saint Louis 02/21/23, vs Siena 11/11/23
3FG Attempts	3	vs Saint Louis 02/21/23
FT Made	3	vs VMI 11/06/23
FT Attempts	5	vs VMI 11/06/23

CAREER STATS

		Field Goals		3-Point			F-Throws		Rebounds				Scoring							
SEASON	TEAM	GP-GS	MIN/AVG	FG-FGA	FG%	3FG-3FGA	3FG%	FT-FTA	FT%	OFF	DEF	TOT	AVG	PF-FO	A	TO	BLK	STL	PTS	AVG
2020-21	UR	9-0	68/7.6	7-12	.583	0-4	.000	2-4	.500	2	10	12	1.3	8-0	1	5	0	5	16	1.8
2021-22	UR	16-0	125/7.8	12-20	.600	0-5	.000	6-10	.600	4	7	11	0.7	11-0	4	7	1	6	30	1.9
2022-23	UR	20-7	287/14.4	22-52	.423	6-15	.400	10-15	.667	15	24	39	2.0	34-1	23	25	1	12	60	3.0
2023-24	UR	2-0	37/18.3	8-11	.727	2-2	1.000	3-7	.429	3	5	8	4.0	1-0	2	0	0	4	21	10.5
TOTAL		47-7	517/11.0	49-95	.516	8-26	.308	21-36	.583	24	46	70	1.5	54-1	30	37	2	27	127	2.7

GAMELOGS

		Total		3-Pointers		Free throws		Rebounds												
Opponent	Date	GS	MIN	FG-FGA	PCT	3FG-3FGA	PCT	FT-FTA	PCT	OFF	DEF	TOT	AVG	PF	A	TO	BLK	STL	PTS	AVG
VMI	11/06/2023		18:56	2-4	.500	0-0	.000	3-5	.600	3	2	5	5.0	1	1	0	0	3	7	7.0
Siena	11/11/2023		17:38	6-7	.857	2-2	1.000	0-2	.000	0	3	3	4.0	0	1	0	0	1	14	10.5
Totals		0	36:34	8-11	.727	2-2	1.000	3-7	.429	3	5	8	4.0	1	2	0	0	4	21	10.5

SENIOR (2023-24)

- Scored a career-high 14 points on 6-7 shooting vs Siena on Nov. 11 to lead UR's bench
- Led UR with a career-high 3 steals vs VMI on Nov. 6

JUNIOR (2022-23)

- Appeared in 20 games with seven starts (sixth most starts of any Spider)
- Averaged 3.0 points, 2.0 rebounds, and 1.2 assists in 14.4 minutes per game
- Made first career start vs St. Bonaventure on February 1
- 40.0 three-point FG percentage tied for best on team (minimum 10 attempts)
- Broke a bone in his left hand on December 15 and missed the next eight games
- Suffered a bruised left knee on February 27 and missed the remainder of the season (four games)

SOPHOMORE (2021-22)

- Appeared in 16 games, averaging 1.9 points, 0.7 rebounds, and 0.4 steals in 7.8 minutes per game
- Shot 12-20 from the field, the highest FG pct on the team (.600)
- Ranked second on team in steals per 40 minutes (1.9)
- Scored a career-high 10 points vs Mississippi State at the Bahamas Championships
- Injured his ankle on January 13 and played in only two more games, registering seven minutes vs Dayton on March 1 and one minute vs Providence on March 19

FRESHMAN (2020-21)

- Appeared in nine games, averaging 1.8 points and 1.3 rebounds in 7.6 minutes per game
- Ranked second on team in steals per 40 minutes (3.0) and third in rebounds per 40 minutes (7.2) among players to play at least 10 minutes
- Shot 7-12 from the field, including 7-8 from two-point range
- Played career-high 19 minutes vs Mississippi State in NIT quarterfinals, registering five points and two rebounds
- Scored his first nine career points vs St. Mary's (MD) on February 14 ... Added 5 rebounds in 16 minutes
- Did not fully practice until mid-November after fracturing his wrist during a workout in June

HIGH SCHOOL

- Attended the Greenfield School ... Led team to North Carolina Independent Schools Athletic Association (NCISAA) 1A state title in 2019
- Averaged 17 points, nine rebounds, and eight assists per game as a senior
- NCISAA All-State selection, Wilson Times All-Area selection as a senior
- 2020 1A/2A Coastal Plain Independent Conference (CPIC) Player of the Year
- No. 15 recruit in North Carolina's Class of 2020 according to ESPN.com
- Released from commitment to Wake Forest in April 2020 after team fired coach Danny Manning
- Signed with Richmond on May 12, the final member of the Spiders Class of 2020

PERSONAL

- Born on May 19, 2002
- First name is pronounced jai (rhymes with fly)





#5 COLLIN TANNER
G | FR | 6'6" | 195
CREEDMOOR, NC
COMBINE ACADEMY

HIGH SCHOOL

- Finished his prep career at Combine Academy in Lincolnton, N.C.
- Helped Combine Academy to a 35-7 record and Phenom Hoop State Championship in 2022-23
- Averaged 22 points and eight rebounds per game at Wayne Country Day School in 2021-22
- Led Wayne Country to a 25-8 record and berth in the NCISAA 2A semifinals in 2021-22
- No. 2 North Carolina recruit in Class of 2023, according to HoopSeen

PERSONAL

- Born on July 1, 2004

CAREER HIGHS

Statistic	Value	
Points	2	vs Siena 11/11/23
Rebounds	2	vs VMI 11/06/23
Steals	1	vs VMI 11/06/23, vs Siena 11/11/23
FG Made	1	vs Siena 11/11/23
FG Attempts	2	vs VMI 11/06/23
3FG Attempts	1	vs VMI 11/06/23

CAREER STATS

				Field Goals		3-Point		F-Throws		Rebounds				Scoring						
SEASON	TEAM	GP-GS	MIN/AVG	FG-FGA	FG%	3FG-3FGA	3FG%	FT-FTA	FT%	OFF	DEF	TOT	AVG	PF	FO A	TO	BLK	STL	PTS	AVG
2023-24	UR	2-0	11/5.3	1-3	.333	0-1	.000	0-0	.000	1	1	2	1.0	2-0	0	0	0	2	2	1.0
TOTAL		2-0	11/5.3	1-3	.333	0-1	.000	0-0	.000	1	1	2	1.0	2-0	0	0	0	2	2	1.0

GAMELOGS

Opponent	Date	GS	MIN	Total		3-Pointers		Free throws		Rebounds				PF	A	TO	BLK	STL	PTS	AVG
				FG-FGA	PCT	3FG-3FGA	PCT	FT-FTA	PCT	OFF	DEF	TOT	AVG							
VMI	11/06/2023		06:34	0-2	.000	0-1	.000	0-0	.000	1	1	2	2.0	1	0	0	0	1	0	0.0
Siena	11/11/2023		03:56	1-1	1.000	0-0	.000	0-0	.000	0	0	0	1.0	1	0	0	0	1	2	1.0
Totals		0	10:30	1-3	.333	0-1	.000	0-0	.000	1	1	2	1.0	2	0	0	0	2	2	1.0





#9 TYLER HARRIS
F | GR | 6'7" | 205
CHARLOTTE, NC
INDEPENDENCE HIGH
WESTERN CAROLINA

GRAD STUDENT (2023-24)

- Signed with Richmond in June, the third and final member of UR's transfer class of 2023

SENIOR (2022-23 • WESTERN CAROLINA)

- Appeared in all 34 games with 22 starts
- Averaged 5.1 points and 2.5 rebounds per game
- Second on team with 0.6 blocks per game, fourth with 0.6 steals per game
- Turnover rate of 11.3 percent was fourth-lowest in Southern Conference, via KenPom
- WCU finished 18-16 (program's first winning season since 2019-20)

JUNIOR (2021-22 • WESTERN CAROLINA)

- Appeared in 30 games with 29 starts
- Averaged a career-high 7.2 points per game

SOPHOMORE (2020-21 • WESTERN CAROLINA)

- Appeared in all 27 games with 20 starts
- Averaged 6.3 points and 4.6 rebounds per game (career high)

FRESHMAN (2019-20 • WESTERN CAROLINA)

- Appeared in all 31 games with six starts
- Averaged 4.3 points and 2.6 rebounds per game

HIGH SCHOOL

- Led Independence High to a Southwestern Conference title in 2019
- Helped Independence reach 4th Round of the NCHSAA 4A Men's Basketball Championship in 2019
- Began prep career at Northside Christian

PERSONAL

- Born on August 17, 2001

CAREER HIGHS

Statistic	Value	
Points	19	at N.C. A&T 12/12/20
Rebounds	11	vs ETSU 01/20/21, vs The Citadel 01/05/22
Assists	4	5 times
Steals	3	at Samford 01/18/21, at Samford 01/08/22
Blocks	3	vs ETSU 01/20/21, vs Wofford 01/18/23
FG Made	7	at N.C. A&T 12/12/20
FG Attempts	11	vs The Citadel 01/05/22, vs Samford 01/29/22, at VMI 02/04/22
3FG Made	6	at VMI 02/04/22
3FG Attempts	11	at VMI 02/04/22
FT Made	6	at ETSU 01/10/22
FT Attempts	8	at Mercer 01/16/21

CAREER STATS

SEASON	TEAM	GP-GS	MIN/AVG	Field Goals		3-Point		F-Throws		Rebounds				Scoring						
				FG-FGA	FG%	3FG-3FGA	3FG%	FT-FTA	FT%	OFF	DEF	TOT	AVG	PF-FO	A	TO	BLK	STL	PTS	AVG
2019-20	WCU	31-6	511/16.5	52-110	.473	8-29	.276	22-27	.815	21	61	82	2.6	42-1	20	28	14	12	134	4.3
2020-21	WCU	27-20	664/24.6	64-146	.438	19-64	.297	22-37	.595	33	92	125	4.6	59-3	34	46	17	17	169	6.3
2021-22	WCU	30-29	899/30.0	73-192	.380	40-124	.323	29-39	.744	30	92	122	4.1	67-3	33	43	12	20	215	7.2
2022-23	WCU	34-22	895/26.3	58-170	.341	39-133	.293	17-27	.630	15	69	84	2.5	60-1	30	19	22	20	172	5.1
2023-24	UR	2-0	15/7.4	3-4	.750	0-1	.000	2-2	1.000	1	2	3	1.5	2-0	1	0	0	1	8	4.0
TOTAL FOR UR		2-0	15/7.4	3-4	.750	0-1	.000	2-2	1.000	1	2	3	1.5	2-0	1	0	0	1	8	4.0
TOTAL		124-77	2984/24.1	250-622	.402	106-351	.302	92-132	.697	100	316	416	3.4	230-8	118	136	65	70	698	5.6

GAMELOGS

Opponent	Date	GS	MIN	Total		3-Pointers		Free throws		Rebounds				PF	A	TO	BLK	STL	PTS	AVG
				FG-FGA	PCT	3FG-3FGA	PCT	FT-FTA	PCT	OFF	DEF	TOT	AVG							
VMI	11/06/2023		05:56	1-1	1.000	0-0	.000	2-2	1.000	0	1	1	1.0	1	0	0	0	0	4	4.0
Siena	11/11/2023		08:56	2-3	.667	0-1	.000	0-0	.000	1	1	2	1.5	1	1	0	0	1	4	4.0
Totals			0 14:52	3-4	.750	0-1	.000	2-2	1.000	1	2	3	1.5	2	1	0	0	1	8	4.0





#10 LIAM WEAVER
G | JR | 6'2" | 190
KANSAS CITY, MO
PEMBROKE HILL

CAREER HIGHS

CAREER STATS

				Field Goals		3-Point		F-Throws		Rebounds				Scoring								
SEASON	TEAM	GP-GS	MIN/AVG	FG-FGA	FG%	3FG-3FGA	3FG%	FT-FTA	FT%	OFF	DEF	TOT	AVG	PF	FO	A	TO	BLK	STL	PTS	AVG	
2022-23	UR	2-0	2/1.1	0-0	.000	0-0	.000	0-0	.000	0	0	0	0.0	1-0	0	0	0	0	0	0	0	0.0
2023-24	UR	2-0	4/1.9	0-0	.000	0-0	.000	0-0	.000	0	0	0	0.0	1-0	0	0	0	0	0	0	0	0.0
TOTAL		4-0	6/1.5	0-0	.000	0-0	.000	0-0	.000	0	0	0	0.0	2-0	0	0	0	0	0	0	0	0.0

SOPHOMORE (2022-23)

- Appeared in two games (Dec. 13 vs Fairleigh Dickinson, March 7 vs UMass)

GAMELOGS

Opponent	Date	GS	MIN	Total		3-Pointers		Free throws		Rebounds				PF	A	TO	BLK	STL	PTS	AVG	
				FG-FGA	PCT	3FG-3FGA	PCT	FT-FTA	PCT	OFF	DEF	TOT	AVG								
VMI	11/06/2023		02:34	0-0	.000	0-0	.000	0-0	.000	0	0	0	0.0	1	0	0	0	0	0	0.0	
Siena	11/11/2023		01:14	0-0	.000	0-0	.000	0-0	.000	0	0	0	0.0	0	0	0	0	0	0	0.0	
Totals			0	03:48	0-0	.000	0-0	.000	0-0	.000	0	0	0	0.0	1	0	0	0	0	0	0.0

FRESHMAN (2021-22)

- Did not appear in any games

HIGH SCHOOL

- 2021 Missouri Class 4 All-State selection
- Selected to 2021 DiRenna All-Star team as one of top players in Kansas City
- 3-time All-District selection
- Led Pembroke to 13-1 record and district championship as a senior
- 2021 McDonald's All-American nominee
- 3-year team captain at Pembroke Hill School
- 3-time All-State, 3-time All-Region, 4-time All-District soccer player at Pembroke Hill
- 2019 Missouri State Defender of the Year in soccer
- Committed to Richmond in February 2021

PERSONAL

- Son of Michelle and Tim ... Father Tim ran track at Tulsa
- Has a younger sister Elizabeth
- Won multiple academic awards at Pembroke Hill and graduated in top 10 percent of his class
- Born on August 6, 2002





#11 JASON ROCHE
G | JR | 6'5" | 200
BERKELEY, CA
ST. MARY'S HIGH
THE CITADEL

CAREER HIGHS

Statistic	Value	
Points	29	vs Samford 02/05/22
Rebounds	9	vs Morris 11/12/21
Assists	2	5 times
Steals	3	vs Morris 11/12/21, vs Coppin St. 12/28/22
Blocks	1	9 times
FG Made	10	vs Samford 02/05/22
FG Attempts	17	vs Samford 02/05/22
3FG Made	9	vs Samford 02/05/22
3FG Attempts	15	vs Samford 02/05/22
FT Made	9	at UNC Greensboro 02/10/22
FT Attempts	10	at UNC Greensboro 02/10/22

CAREER STATS

SEASON	TEAM	GP-GS	MIN/AVG	Field Goals		3-Point		F-Throws		Rebounds				Scoring						
				FG-FGA	FG%	3FG-3FGA	3FG%	FT-FTA	FT%	OFF	DEF	TOT	AVG	PF-FO	A	TO	BLK	STL	PTS	AVG
2021-22	Cit	31-30	1121/36.2	124-309	.401	110-277	.397	50-55	.909	23	100	123	4.0	58-0	21	32	7	21	408	13.2
2022-23	UR	32-1	572/17.9	65-161	.404	52-135	.385	19-21	.905	13	38	51	1.6	35-0	5	13	2	8	201	6.3
2023-24	UR	2-0	31/15.3	5-9	.556	5-9	.556	3-4	.750	1	1	2	1.0	2-0	0	0	0	1	18	9.0
TOTAL FOR UR		34-1	602/17.7	70-170	.412	57-144	.396	22-25	.880	14	39	53	1.6	37-0	5	13	2	9	219	6.4
TOTAL		65-31	1724/26.5	194-479	.405	167-421	.397	72-80	.900	37	139	176	2.7	95-0	26	45	9	30	627	9.6

GAMELOGS

Opponent	Date	GS	MIN	Total		3-Pointers		Free throws		Rebounds				PF				PTS	AVG	
				FG-FGA	PCT	3FG-3FGA	PCT	FT-FTA	PCT	OFF	DEF	TOT	AVG	PF	A	TO	BLK			STL
VMI	11/06/2023		15:35	2-5	.400	2-5	.400	3-4	.750	1	0	1	1.0	1	0	0	0	0	9	9.0
Siena	11/11/2023		14:59	3-4	.750	3-4	.750	0-0	.000	0	1	1	1.0	1	0	0	0	1	9	9.0
Totals		0	30:34	5-9	.556	5-9	.556	3-4	.750	1	1	2	1.0	2	0	0	0	1	18	9.0

SOPHOMORE (2022-23)

- Appeared in 32 games with one start (December 3 at William & Mary)
- Averaged 6.3 points and 1.6 rebounds per game
- Made 52 three-pointers coming off the bench, second most in the Atlantic 10
- 38.5 three-point field goal percentage ranked eighth in A-10 among those with at least 100 three-point attempts
- Lowest turnover rate (8.5 percent) in A-10, per KenPom
- Made game-winning three-pointer vs Duquesne with 7.7 seconds remaining to complete Richmond's 22-point comeback on Jan. 7
- Signed with the Spiders on April 26, 2022
- Was also offered by Missouri, Pittsburgh, Kansas State, St. Bonaventure, and San Diego after entering transfer portal

FRESHMAN (2021-22 • CITADEL)

- Named Southern Conference Rookie of the Year
- Averaged 13.2 points (second on team) and 4.0 rebounds (third on team) per game
- 110 three-pointers ranked ninth in Division I and first among freshmen
- Ranked third in Southern Conference and 39th in Division I in three-point FG pct, at 39.7
- Led Southern Conference with 36.2 minutes per game (28th in Division I)
- 1 of three Citadel players to appear in all 31 games ... made 30 starts
- Scored 27 points in his collegiate debut to lead Citadel to an upset of Pittsburgh
- Scored a career-high 29 points vs Samford on February 5

HIGH SCHOOL

- Finished his prep career playing under coach Rob Toste at Pomfret School in Connecticut
- Led St. Mary's College High School (Albany, California) to Division III California Co-Championship in 2020
- Averaged 23 points, six rebounds, and four assists per game as a senior
- Earned First Team All-League honors as a junior and senior

PERSONAL

- Son of Sandra & Patrick
- Cousin Christine Cleary played basketball at Wisconsin ... Cousin Joe Cleary was on the track team at Wisconsin
- Born on November 17, 2001
- Last name is pronounced ROACH





#12 MIKKEL TYNE
G | FR | 5'10" | 180
TORONTO, ONTARIO
BISHOP WALSH (MD)

FRESHMAN (2023-24)

- Career-high 4 steals vs Siena on Nov. 11 were tied for most among Spiders

HIGH SCHOOL

- Finished his prep career at Bishop Walsh in Cumberland, Md.
- Coached by Dan Prete at Bishop Walsh, who coached Spiders legend and No. 2 all-time leading scorer Grant Golden in high school (at Saint James School in Hagerstown, Md.)
- No. 10 Class of 2023 recruit in Maryland, according to ESPN
- Attended Montverde Academy in Montverde, Fla. in 2021-22
- Represented Canada at FIBA U18 Americas Championship and FIBA U17 Basketball World Cup in 2022

PERSONAL

- Born on May 2, 2005
- First name is pronounced mick-KELL

CAREER HIGHS

Statistic	Value
Points	5 vs VMI 11/06/23
Rebounds	1 vs VMI 11/06/23, vs Siena 11/11/23
Assists	3 vs Siena 11/11/23
Steals	4 vs Siena 11/11/23
FG Made	2 vs VMI 11/06/23
FG Attempts	5 vs VMI 11/06/23, vs Siena 11/11/23
3FG Made	1 vs VMI 11/06/23
3FG Attempts	3 vs VMI 11/06/23, vs Siena 11/11/23

CAREER STATS

SEASON	TEAM	GP-GS	MIN	AVG	Field Goals		3-Point		F-Throws		Rebounds				Scoring						
					FG-FGA	FG%	3FG-3FGA	3FG%	FT-FTA	FT%	OFF	DEF	TOT	AVG	PF	FO A	TO	BLK	STL	PTS	AVG
2023-24	UR	2-0	33	16.5	3-10	.300	1-6	.167	0-0	.000	0	2	2	1.0	2-0	4	2	0	4	7	3.5
TOTAL		2-0	33	16.5	3-10	.300	1-6	.167	0-0	.000	0	2	2	1.0	2-0	4	2	0	4	7	3.5

GAMELOGS

Opponent	Date	GS	MIN	Total		3-Pointers		Free throws		Rebounds				PF	A	TO	BLK	STL	PTS	AVG
				FG-FGA	PCT	3FG-3FGA	PCT	FT-FTA	PCT	OFF	DEF	TOT	AVG							
VMI	11/06/2023		12:15	2-5	.400	1-3	.333	0-0	.000	0	1	1	1.0	1	1	1	0	0	5	5.0
Siena	11/11/2023		20:44	1-5	.200	0-3	.000	0-0	.000	0	1	1	1.0	1	3	1	0	4	2	3.5
Totals		0	32:59	3-10	.300	1-6	.167	0-0	.000	0	2	2	1.0	2	4	2	0	4	7	3.5





#13 JACK GRAHAM
G | FR | 6'3" | 185
SMITHFIELD, RI
MILTON ACADEMY (MA)

CAREER HIGHS

Statistic	Value	
FG Attempts	1	vs VMI 11/06/23, vs Siena 11/11/23
3FG Attempts	1	vs VMI 11/06/23, vs Siena 11/11/23

CAREER STATS

				Field Goals		3-Point		F-Throws		Rebounds				Scoring								
SEASON	TEAM	GP-GS	MIN/AVG	FG-FGA	FG%	3FG-3FGA	3FG%	FT-FTA	FT%	OFF	DEF	TOT	AVG	PF	FO	A	TO	BLK	STL	PTS	AVG	
2023-24	UR	2-0	7/3.3	0-2	.000	0-2	.000	0-0	.000	0	0	0	0.0	0	0	0	0	0	0	0	0	0.0
TOTAL		2-0	7/3.3	0-2	.000	0-2	.000	0-0	.000	0	0	0	0.0	0-0	0	0	0	0	0	0	0	0.0

GAMELOGS

Opponent	Date	GS	MIN	Total		3-Pointers		Free throws		Rebounds				PF	A	TO	BLK	STL	PTS	AVG
				FG-FGA	PCT	3FG-3FGA	PCT	FT-FTA	PCT	OFF	DEF	TOT	AVG							
VMI	11/06/2023		03:44	0-1	.000	0-1	.000	0-0	.000	0	0	0	0.0	0	0	0	0	0	0	0.0
Siena	11/11/2023		02:49	0-1	.000	0-1	.000	0-0	.000	0	0	0	0.0	0	0	0	0	0	0	0.0
Totals			06:33	0-2	.000	0-2	.000	0-0	.000	0	0	0	0.0	0	0	0	0	0	0	0.0

HIGH SCHOOL

- Led Milton Academy to a 24-2 record and Class A New England Preparatory School Athletic Council (NEPSAC) championship in 2023 (school's first since 1974)
- NEPSAC Class A Co-Player of the Year
- Helped Bishop Hendricken to Division I state title in Rhode Island in 2021
- Originally signed with High Point but was released from his Letter of Intent when the program underwent a coaching change
- No. 15 Massachusetts prospect in Class of 2023, according to New England Recruiting Report

PERSONAL

- Born on November 25, 2003





#16 RYAN SOULIS
F | FR | 6'10" | 215
ATHENS, GREECE
ASHEVILLE SCHOOL (NC)

FRESHMAN (2023-24)

- Did not play vs Siena on Nov. 11 due to a right foot injury suffered vs VMI on Nov. 6

HIGH SCHOOL

- Averaged 12 points per game in his lone season at Asheville School in 2022-23
- Led Asheville to a 19-6 record and semifinals berth in NCISAA 3A State Championship
- Signed with Spiders in August 2023 and re-classified to Class of 2023
- Chose Richmond over several other D-I offers including St. John's and St. Mary's

PERSONAL

- Father Vasilis played professionally for eight seasons (seven in Greek Basket League, one in EuroLeague)

CAREER HIGHS

Statistic	Value
Rebounds	2 vs VMI 11/06/23
Blocks	2 vs VMI 11/06/23
FG Attempts	1 vs VMI 11/06/23
FT Attempts	2 vs VMI 11/06/23

CAREER STATS

SEASON	TEAM	GP-GS	MIN/AVG	Field Goals		3-Point		F-Throws		Rebounds				Scoring						
				FG-FGA	FG%	3FG-3FGA	3FG%	FT-FTA	FT%	OFF	DEF	TOT	AVG	PF	FO A	TO	BLK	STL	PTS	AVG
2023-24	UR	1-0	7/7.1	0-1	.000	0-0	.000	0-2	.000	0	2	2	2.0	1-0	0	1	2	0	0	0.0
TOTAL		1-0	7/7.1	0-1	.000	0-0	.000	0-2	.000	0	2	2	2.0	1-0	0	1	2	0	0	0.0

GAMELOGS

Opponent	Date	GS	MIN	Total		3-Pointers		Free throws		Rebounds				PF	A	TO	BLK	STL	PTS	AVG
				FG-FGA	PCT	3FG-3FGA	PCT	FT-FTA	PCT	OFF	DEF	TOT	AVG							
VMI	11/06/2023		07:05	0-1	.000	0-0	.000	0-2	.000	0	2	2	2.0	1	0	1	2	0	0	0.0
Totals		0	07:05	0-1	.000	0-0	.000	0-2	.000	0	2	2	2.0	1	0	1	2	0	0	0.0





#21 MIKE WALZ
C | SO | 6'11" | 250
BERWYN, PA
CONESTOGA HIGH

CAREER HIGHS

Statistic	Value	
Points	7	vs Siena 11/11/23
Rebounds	5	vs Siena 11/11/23
Assists	4	vs Siena 11/11/23
Steals	1	vs VMI 11/06/23
Blocks	1	vs VMI 11/07/22
FG Made	3	vs Siena 11/11/23
FG Attempts	4	vs Siena 11/11/23
3FG Made	1	vs Siena 11/11/23
3FG Attempts	1	vs Siena 11/11/23
FT Made	2	vs Drake 12/10/22
FT Attempts	2	vs Drake 12/10/22

CAREER STATS

SEASON	TEAM	GP-GS	MIN/AVG	Field Goals		3-Point		F-Throws		Rebounds				Scoring						
				FG-FGA	FG%	3FG-3FGA	3FG%	FT-FTA	FT%	OFF	DEF	TOT	AVG	PF	FO	A	TO	BLK	STL	PTS
2022-23	UR	13-0	47/3.6	3-4	.750	0-0	.000	3-4	.750	3	10	13	1.0	4-0	5	9	1	0	9	0.7
2023-24	UR	2-0	30/15.0	3-5	.600	1-1	1.000	0-1	.000	1	7	8	4.0	2-0	5	4	0	1	7	3.5
TOTAL		15-0	77/5.1	6-9	.667	1-1	1.000	3-5	.600	4	17	21	1.4	6-0	10	13	1	1	16	1.1

GAMELOGS

Opponent	Date	GS	MIN	Total		3-Pointers		Free throws		Rebounds				PF	A	TO	BLK	STL	PTS	AVG
				FG-FGA	PCT	3FG-3FGA	PCT	FT-FTA	PCT	OFF	DEF	TOT	AVG							
VMI	11/06/2023		11:47	0-1	.000	0-0	.000	0-0	.000	0	3	3	3.0	1	1	2	0	1	0	0.0
Siena	11/11/2023		18:11	3-4	.750	1-1	1.000	0-1	.000	1	4	5	4.0	1	4	2	0	0	7	3.5
Totals		0	29:58	3-5	.600	1-1	1.000	0-1	.000	1	7	8	4.0	2	5	4	0	1	7	3.5

SOPHOMORE (2023-24)

- Career-high 4 assists vs Siena on Nov. 11 were tied for most on team ... also added career-best 7 points and 5 rebounds

FRESHMAN (2022-23)

- Appeared in 13 games, totaling 13 rebounds, nine points, and five assists
- Recorded three assists, tied for most on team, while playing 7:17 vs Loyola Chicago on Feb. 11
- Missed five games after spraining his ankle during practice on Feb. 14

HIGH SCHOOL

- First Team All-Central League, First Team All-Main Line as a junior and senior for Conestoga Pioneers
- Averaged 14 points and 10.6 rebounds per game as a senior
- Averaged 9.5 points and 10 rebounds per game as a junior

PERSONAL

- Son of Tim & Renée
- Born on October 15, 2003





#24 ISAAH BIGELOW
F | GR | 6'7" | 205
GREENSBORO, NC
BEN L. SMITH
WOFFORD

GRADUATE STUDENT (2023-24)
 • Led Richmond with 17 points (5-6 shooting) vs Siena on Nov. 11

GRADUATE STUDENT (2022-23)
 • Appeared in 32 games with four starts, averaging 7.9 points and 5.7 rebounds per game

- Richmond's second-leading rebounder (ranked 18th in Atlantic 10) and fifth-leading scorer
- Free throw percentage of 85.3 ranked fifth in Atlantic 10 and was eighth highest in a season in Spiders history (minimum 50 attempts)
- Ranked second in A-10 (via KenPom) in defensive rebound percentage (25.5)
- Ranked ninth in A-10 with 4.6 defensive rebounds per game
- Fourth-lowest turnover percentage (via KenPom) in Atlantic 10 (11.4)
- Led Richmond with 204 total points off the bench (fourth most in Atlantic 10)
- Signed with the Spiders on April 15, 2022

SENIOR (2021-22 • WOFFORD)

- Averaged 8.3 points, 5.5 rebounds (second on team), and 1.4 assists per game while making 31 appearances with 16 starts
- Ranked fourth in total rebounding percentage (15.8) and second in defensive rebounding percentage (25.3) in Southern Conference (minimum 500 minutes)

JUNIOR (2020-21 • WOFFORD)

- Sat out the season after tearing the ACL in his knee

SOPHOMORE (2019-20 • WOFFORD)

- Averaged 5.4 points and 3.0 rebounds per game while appearing in all 35 games
- 38.8 three-point FG pct was third-highest on team (38-98)
- Scored a career-high 28 points vs North Greenville, shooting 7-8 from three-point range

FRESHMAN (2018-19 • WOFFORD)

- Redshirted

HIGH SCHOOL

- Led Ben L. Smith High School to a 28-4 record, a conference title, and an appearance in the 3A state semifinals as a senior
- Averaged 18.4 points, 10.7 rebounds, and 2.4 assists per game
- Named First Team All-State, District 7 Player of the Year, and Piedmont Triad Conference Player of the Year

PERSONAL

- Son of Carla and Ricky
- Born on January 5, 2000

CAREER HIGHS

Statistic	Value	
Points	28	vs North Greenville 12/13/19
Rebounds	14	vs The Citadel 01/19/22
Assists	5	at Western Caro. 01/15/22
Steals	3	at ETSU 01/01/20, at Georgia 11/28/21, vs VCU 01/20/23
Blocks	3	at Mercer 02/29/20
FG Made	9	vs North Greenville 12/13/19
FG Attempts	19	vs Syracuse 11/21/22
3FG Made	7	vs North Greenville 12/13/19
3FG Attempts	10	at South Carolina 11/23/21, vs VMI 12/29/21, vs Wichita St. 11/17/22
FT Made	9	at St. Bonaventure 01/14/23
FT Attempts	10	at St. Bonaventure 01/14/23

CAREER STATS

SEASON	TEAM	GP-GS	MIN/AVG	Field Goals			3-Point		F-Throws		Rebounds				Scoring					
				FG-FGA	FG%	3FG-3FGA	3FG%	FT-FTA	FT%	OFF	DEF	TOT	AVG	PF-FO	A	TO	BLK	STL	PTS	AVG
2019-20	WOF	35-0	523/14.9	59-139	.424	38-98	.388	34-41	.829	15	90	105	3.0	58-0	14	23	15	10	190	5.4
2021-22	WOF	31-16	734/23.7	83-216	.384	40-135	.296	51-60	.850	36	134	170	5.5	70-0	42	33	6	13	257	8.3
2022-23	UR	32-4	690/21.6	79-211	.374	30-113	.265	64-75	.853	33	148	181	5.7	70-0	27	28	7	24	252	7.9
2023-24	UR	2-2	34/16.9	7-12	.583	2-4	.500	8-9	.889	1	3	4	2.0	1-0	1	0	0	0	24	12.0
TOTAL FOR UR		34-6	724/21.3	86-223	.386	32-117	.274	72-84	.857	34	151	185	5.4	71-0	28	28	7	24	276	8.1
TOTAL		100-22	1981/19.8	228-578	.394	110-350	.314	157-185	.849	85	375	460	4.6	199-0	84	84	28	47	723	7.2

GAMELOGS

Opponent	Date	GS	MIN	Total		3-Pointers		Free throws		Rebounds				PF A TO BLK STL PTS AVG						
				FG-FGA	PCT	3FG-3FGA	PCT	FT-FTA	PCT	OFF	DEF	TOT	AVG	PF	A	TO	BLK	STL	PTS	AVG
VMI	11/06/2023	*	15:33	2-6	.333	1-3	.333	2-2	1.000	1	2	3	3.0	0	1	0	0	0	7	7.0
Siena	11/11/2023	*	18:09	5-6	.833	1-1	1.000	6-7	.857	0	1	1	2.0	1	0	0	0	0	17	12.0
Totals			2 33:42	7-12	.583	2-4	.500	8-9	.889	1	3	4	2.0	1	1	0	0	0	24	12.0





#25 QUENTIN SOUTHALL
G | SR | 6'3" | 195
ALEXANDRIA, VA
GEORGETOWN PREP (MD)

JUNIOR (2022-23)

- Appeared in two games
- Recorded his first career points on a steal and breakaway dunk in final minute vs UMass in A-10 Tournament

SOPHOMORE (2021-22)

- Appeared in one game, playing final minute vs Bucknell ... Did not record any statistics

FRESHMAN (2020-21)

- Appeared in one game, playing final 1:38 vs St. Mary's (MD) ... Did not record any statistics

HIGH SCHOOL

- Attended Georgetown Prep in North Bethesda, Md.
- Team captain as a senior ... Averaged 8 points per game
- Honor Society member graduated with a 3.9 GPA

PERSONAL

- Son of Cornelius and Patricia
- Father Cornelius played defensive back for Notre Dame, winning a national championship in 1988 ... He served 27 years in the U.S. Secret Service and provided protection for every President from Richard Nixon to Donald Trump
- Born on November 9, 2001

CAREER HIGHS

Statistic	Value	
Points	2	vs Massachusetts 03/07/23
Rebounds	1	vs Siena 11/11/23
Steals	1	vs Massachusetts 03/07/23
FG Made	1	vs Massachusetts 03/07/23
FG Attempts	1	4 times
3FG Attempts	1	vs VMI 11/06/23

CAREER STATS

SEASON	TEAM	GP-GS	MIN/AVG	Field Goals		3-Point		F-Throws		Rebounds				Scoring							
				FG-FGA	FG%	3FG-3FGA	3FG%	FT-FTA	FT%	OFF	DEF	TOT	AVG	PF	FO	A	TO	BLK	STL	PTS	AVG
2020-21	UR	1-0	2/1.6	0-0	.000	0-0	.000	0-0	.000	0	0	0	0.0	0-0	0	0	0	0	0	0	0.0
2021-22	UR	1-0	1/0.9	0-0	.000	0-0	.000	0-0	.000	0	0	0	0.0	0-0	0	0	0	0	0	0	0.0
2022-23	UR	2-0	2/1.1	1-2	.500	0-0	.000	0-0	.000	0	0	0	0.0	1-0	0	0	0	1	2	1.0	
2023-24	UR	2-0	5/2.3	0-2	.000	0-1	.000	0-0	.000	0	1	1	0.5	0-0	0	1	0	0	0	0	0.0
TOTAL		6-0	9/1.5	1-4	.250	0-1	.000	0-0	.000	0	1	1	0.2	1-0	0	1	0	1	2	0.3	

GAMELOGS

Opponent	Date	GS	MIN	Total		3-Pointers		Free throws		Rebounds				PF							
				FG-FGA	PCT	3FG-3FGA	PCT	FT-FTA	PCT	OFF	DEF	TOT	AVG	A	TO	BLK	STL	PTS	AVG		
VMI	11/06/2023		02:34	0-1	.000	0-1	.000	0-0	.000	0	0	0	0.0	0	0	0	0	0	0	0	0.0
Siena	11/11/2023		02:00	0-1	.000	0-0	.000	0-0	.000	0	1	1	0.5	0	0	1	0	0	0	0	0.0
Totals		0	04:34	0-2	.000	0-1	.000	0-0	.000	0	1	1	0.5	0	0	1	0	0	0	0	0.0





#32 NEAL QUINN
C | SR | 7'0" | 260
ALLEDALE, NJ
RAMAPO
LAFAYETTE

CAREER HIGHS

Statistic	Value	
Points	24	at Bucknell 02/19/22
Rebounds	13	vs Cornell 11/12/21, vs Colgate 01/31/22, at American 01/24/22
Assists	10	vs NJIT 12/05/21
Steals	3	vs Army West Point 01/16/22, at Boston U. 02/23/22, vs Bucknell 03/01/22
Blocks	3	9 times
FG Made	10	at Bucknell 02/19/22
FG Attempts	17	vs Princeton 12/11/21, vs Colgate 01/31/22
3FG Made	1	4 times
3FG Attempts	2	at Massachusetts 01/25/23, at Saint Joseph's 03/01/23
FT Made	8	vs American 02/02/22
FT Attempts	13	vs Duquesne 01/07/23

CAREER STATS

SEASON	TEAM	GP-GS	MIN/AVG	Field Goals		3-Point		F-Throws		Rebounds				Scoring						
				FG-FGA	FG%	3FG-3FGA	3FG%	FT-FTA	FT%	OFF	DEF	TOT	AVG	PF-FO	A	TO	BLK	STL	PTS	AVG
2019-20	Laf	30-21	311/10.4	57-99	.576	0-2	.000	21-32	.656	26	55	81	2.7	35-1	24	19	15	4	135	4.5
2020-21	Laf	14-13	311/22.2	63-114	.553	0-0	.000	22-33	.667	27	50	77	5.5	30-0	53	18	14	2	148	10.6
2021-22	Laf	30-29	891/29.7	174-319	.545	2-5	.400	90-127	.709	74	147	221	7.4	56-0	119	67	41	28	440	14.7
2022-23	UR	33-33	746/22.6	128-236	.542	2-11	.182	56-87	.644	49	100	149	4.5	69-0	95	51	22	11	314	9.5
2023-24	UR	2-2	41/20.5	5-9	.556	0-0	.000	5-6	.833	1	13	14	7.0	2-0	11	2	2	1	15	7.5
TOTAL FOR UR		35-35	786/22.5	133-245	.543	2-11	.182	61-93	.656	50	113	163	4.7	71-0	106	53	24	12	329	9.4
TOTAL		109-98	2300/21.1	427-777	.550	4-18	.222	194-285	.681	177	365	542	5.0	192-1	302	157	94	46	1052	9.7

GAMELOGS

Opponent	Date	GS	MIN	Total		3-Pointers		Free throws		Rebounds				PF	A	TO	BLK	STL	PTS	AVG
				FG-FGA	PCT	3FG-3FGA	PCT	FT-FTA	PCT	OFF	DEF	TOT	AVG							
VMI	11/06/2023	*	21:08	1-1	1.000	0-0	.000	4-4	1.000	1	9	10	10.0	0	7	1	1	0	6	6.0
Siena	11/11/2023	*	19:49	4-8	.500	0-0	.000	1-2	.500	0	4	4	7.0	2	4	1	1	1	9	7.5
Totals			2 40:57	5-9	.556	0-0	.000	5-6	.833	1	13	14	7.0	2	11	2	2	1	15	7.5

FIFTH YEAR (2023-24)

- Led Richmond with 10 rebounds and 7 assists vs VMI on Nov. 6 ... 1st Spider with 10 Reb, 7 Ast in a game since March 13, 2019 (Grant Golden vs Fordham)
- Competed with the Irish National Team in the FIBA EuroBasket 2025 Pre-Qualifiers ... Averaged 8.0 points, 4.8 rebounds, and 3.8 assists per game as Ireland went 2-2

SENIOR (2022-23)

- 1 of 3 Spiders to start all 33 games along with Tyler Burton and Andre Gustavson
- Averaged 9.5 points (second on team), 4.5 rebounds (third on team), and 2.9 assists (first on team, 14th in A-10) per game
- Led team with 0.7 blocks per game, second on team with 1.9 assist-to-turnover ratio (10th in A-10)
- 54.2 field goal percentage ranked ninth in A-10 among qualifiers, led team among those with at least 20 field goal attempts
- Fourth in Atlantic 10 in assist rate (30.6 percent), per KenPom
- Scored 1,000th career point on a free throw in second half at Saint Joseph's on March 1
- Signed with the Spiders on April 14, 2022
- Was also recruited by Pitt, Penn State, Virginia Tech, and Loyola Chicago after entering transfer portal
- Signed with the Spiders on April 14, 2022 ... Was also recruited by Pitt, Penn State, Virginia Tech, and Loyola Chicago after entering transfer portal

JUNIOR (2021-22)

- Second Team All-Patriot League selection
- Led Lafayette in points (14.7 PPG), rebounds (7.4 RPG), assists (4.0 APG, second in Patriot League), and field goal pct (54.5, led Patriot League)
- 1 of three Division I players to average 14 points, seven rebounds and four assists per game (Lipscomb's Ahsan Asadullah, South Dakota State's Baylor Scheierman)
- 1 of four Lafayette players to appear in all 30 games ... Made 29 starts
- 1.37 blocked shots per game ranked second in Patriot League

SOPHOMORE (2020-21)

- Appeared in all 15 games (13 starts) during Lafayette's COVID-shortened season
- Averaged 10.6 points (third on team), 5.5 rebounds (led team), and 3.8 assists (led team) per game ... 55.3 FG pct led team (minimum 20 FG attempts)
- 2.94 Ast-TO ratio led Patriot league and ranked 14th in Division I

FRESHMAN (2019-20)

- Appeared in 30 games with 21 starts (fourth on team) ... Averaged 4.5 points and 2.7 rebounds per game ... Led team in FG pct (57.6)
- Selected to the Patriot League Academic Honor Roll after posting a 3.85 GPA

HIGH SCHOOL

- Finished his career at Ramapo High, where he averaged 22 points, 13 rebounds, and six assists per game in 2018-19
- 2019 Third Team All-Group 3 selection ... Led Ramapo to its first sectional title in 14 years

PERSONAL

- Son of William & Laura
- Father William played golf at St. John's University
- Has two older brothers, Brandan and Ryan
- Born on May 31, 2001





#35 AIDAN NOYES
F | R-SO | 6'7" | 195
CINCINNATI, OH
ARCHBISHOP MOELLER

CAREER HIGHS

Statistic	Value
Points	9 at Saint Joseph's 03/01/23
Rebounds	4 vs VMI 11/06/23, vs Siena 11/11/23
Steals	1 4 times
FG Made	3 at Saint Joseph's 03/01/23
FG Attempts	4 at Saint Joseph's 03/01/23, vs VMI 11/06/23, vs Siena 11/11/23
3FG Made	2 vs FDU 12/13/22, vs VMI 11/06/23
3FG Attempts	4 vs VMI 11/06/23
FT Made	2 at Saint Joseph's 03/01/23
FT Attempts	2 at Saint Joseph's 03/01/23

CAREER STATS

				Field Goals		3-Point		F-Throws		Rebounds				Scoring							
SEASON	TEAM	GP-GS	MIN/AVG	FG-FGA	FG%	3FG-3FGA	3FG%	FT-FTA	FT%	OFF	DEF	TOT	AVG	PF	FO	A	TO	BLK	STL	PTS	AVG
2022-23	UR	12-0	52/4.3	9-15	.600	4-7	.571	2-2	1.000	2	5	7	0.6	1-0	0	0	0	0	2	24	2.0
2023-24	UR	2-2	30/15.0	4-8	.500	2-5	.400	1-1	1.000	0	8	8	4.0	0-0	0	0	0	0	2	11	5.5
TOTAL		14-2	82/5.8	13-23	.565	6-12	.500	3-3	1.000	2	13	15	1.1	1-0	0	0	0	0	4	35	2.5

GAMELOGS

Opponent	Date	GS	MIN	Total		3-Pointers		Free throws		Rebounds				PF		FO		BLK	STL	PTS	AVG
				FG-FGA	PCT	3FG-3FGA	PCT	FT-FTA	PCT	OFF	DEF	TOT	AVG	A	TO						
VMI	11/06/2023	*	14:52	2-4	.500	2-4	.500	0-0	.000	0	4	4	4.0	0	0	0	0	0	1	6	6.0
Siena	11/11/2023	*	15:08	2-4	.500	0-1	.000	1-1	1.000	0	4	4	4.0	0	0	0	0	0	1	5	5.5
Totals			2 30:00	4-8	.500	2-5	.400	1-1	1.000	0	8	8	4.0	0	0	0	0	0	2	11	5.5

REDSHIRT SOPHOMORE (2023-24)

- Made first career start vs VMI on Nov. 6 (6 Pts, 4 Reb)

REDSHIRT FRESHMAN (2022-23)

- Appeared in 12 games, averaging 2.0 points and 0.6 rebounds per game
- Shot 9-15 (.600) from the field, 4-7 (.571) from three-point range, and 2-2 from the foul line
- Scored career-high 9 points in 22 minutes at Saint Joseph's on March 1
- Soaring one-handed putback dunk at Saint Joseph's on March 1 was play No. 9 on that evening's SportsCenter Top 10

REDSHIRT (2021-22)

- Led Richmond's scout team while redshirting

HIGH SCHOOL

- Attended Archbishop Moeller, the same high school as current Richmond football coach Russ Huesman as well as Baseball Hall of Famers Ken Griffey Jr. and Barry Larkin
- Second Team Greater Catholic League South selection in 2021
- Averaged 12 points and 4.5 rebounds as a senior while shooting 47 percent from three-point range and 55 percent from the field
- Led team to 20-5 record and appearance in Division I state quarterfinals in 2021
- Key reserve as junior in 2020, when Moeller finished 26-1 and reached state quarterfinals before season was canceled due to COVID-19
- Received more than 15 Division I scholarship offers, including UR's A-10 rival VCU
- Committed to Richmond in October 2020
- No. 5 recruit in Ohio, No. 186 recruit nationally in Class of 2021 by 247Sports.com

PERSONAL

- Son of Katheryn and Brian
- Has a younger brother Talan
- Born on June 3, 2002



BOX SCORES

VMI at Richmond															Game Time: 7:00 PM					
11/09/23 Robins Center, Richmond															Game Duration: 1:50					
2023-24 Men's Basketball															Attendance: 3,170					
Officials: Jason Page, Scott Bennett, Chase Vaden															Record: 0-1					
NO. Name	Min	FG	3P	FT	Rebounds	Fouls	TP	AS	TO	ST	Blocks	+/-	Shooting By Period							
42 DJ Nussbaum	C 23:10	4-6	0-0	2-2	0 2 2	2 1	10	2	1	0	0	0	-5	1st FG%	14-34	41.2%				
1 Brennan Watkins	G 25:16	8-14	5-10	3-3	0 0 0	2 2	24	1	0	0	1	-6	3PT%	4-11	36.4%					
2 Taeshaud Jackson	G 21:54	1-6	0-2	0-0	2 9 11	1 1	2	1	1	1	0	-4	FT%	4-5	80%					
4 Koree Cotton	G 19:46	2-5	1-2	2-3	0 3 3	3 1	7	2	6	1	0	9	2nd FG%	15-31	48.4%					
11 Devin Butler	G 18:38	1-2	1-2	0-0	2 2 4	0 0	3	1	0	1	0	-3	3PT%	4-8	50.0%					
0 Tyrann Cook	18:59	4-13	0-0	2-3	2 2 4	1 4	10	1	1	0	1	-7	FT%	5-9	55.6%					
10 Stephen Olowoniyi	16:50	5-8	0-0	0-0	2 2 4	1 0	10	0	2	1	0	-13	GM FG%	29-65	44.6%					
12 Corey Chesley	21:06	1-4	0-0	0-2	1 2 3	4 1	2	0	1	0	0	-13	3PT%	8-19	42.1%					
23 Maurice Wright, Jr.	15:59	2-6	1-3	0-1	0 4 4	2 2	5	3	1	0	0	-12	FT%	9-14	64.3%					
32 Robert Peters	18:22	1-1	0-0	0-0	0 2 2	4 0	2	0	1	0	0	-16	Dead Ball Rebounds: 1, 0							
Team					0 0 0	0	0	0	0	0	0									
Totals	29:65	8-19	9-14	9	28	37	20	12	75	11	14	4	0	3	18					
Technical Fouls: NONE																				
Richmond - 93															Record: 1-0					
NO. Name	Min	FG	3P	FT	Rebounds	Fouls	TP	AS	TO	ST	Blocks	+/-	Shooting By Period							
24 Isaiah Bigelow	F 15:33	2-6	1-3	2-2	1 2 3	0 1	7	1	0	0	0	3	1st FG%	17-35	48.6%					
35 Aidan Noyes	F 14:52	2-4	2-4	0-0	0 4 4	0 0	6	0	0	1	0	16	3PT%	8-20	40.0%					
32 Neal Quinn	C 21:08	1-1	0-0	4-4	1 9 10	0 2	6	7	1	0	1	19	FT%	13-19	68.4%					
2 Jordan King	G 24:24	11-18	6-12	6-6	2 3 5	1 4	34	1	1	1	0	30	2nd FG%	11-28	39.3%					
3 Delonnie Hunt	G 30:08	5-11	1-5	4-7	1 1 2	0 4	15	4	0	2	0	27	3PT%	5-17	29.4%					
4 DJ Bailey	18:56	2-4	0-0	3-5	3 2 5	1 3	7	1	0	3	0	20	FT%	11-13	84.6%					
11 Jason Roche	15:35	2-5	2-5	3-4	1 0 1	1 3	9	0	0	0	0	15	GM FG%	28-63	44.4%					
12 Mikkel Tyne	12:15	2-5	1-3	0-0	0 1 1	1 0	5	1	1	0	0	-2	3PT%	13-37	35.1%					
21 Mike Walz	11:47	0-1	0-0	0-0	0 3 3	1 1	0	1	2	1	0	7	FT%	24-32	75.0%					
16 Ryan Soulis	07:05	0-1	0-0	0-2	0 2 2	1 1	0	0	1	0	2	0	-8	Dead Ball Rebounds: 5, 0						
1 Trevor Smith	06:55	0-2	0-2	0-0	0 2 2	3 0	0	0	1	2	0	0	-11							
9 Tyler Harris	05:56	1-1	0-0	2-2	0 1 1	1 1	4	0	0	0	0	0	-8							
5 Collin Tanner	06:34	0-2	0-1	0-0	1 1 2	1 0	0	0	0	1	0	0	-8							
13 Jack Graham	03:44	0-1	0-1	0-0	0 0 0	0 0	0	0	0	0	0	0	-6							
10 Liam Weaver	02:34	0-0	0-0	0-0	0 0 0	1 0	0	0	0	0	0	0	-2							
25 Quentin Southall	02:34	0-1	0-1	0-0	0 0 0	0 0	0	0	0	0	0	-2								
Team					0 0 0	0	0	0	0	0	0									
Totals	28:63	13-37	24-32	10	31	41	12	20	93	16	7	11	3	0	18					
Technical Fouls: NONE																				
VMI		Rich		Points from		VMI		Rich		Period by Period Scoring			Siena		RICH		Points from			
Biggest lead		5 (1st 19:10)		31 (2nd 11:45)		Turnovers		12 17		1st 2nd TOT			0 (1st 20:00)		44 (2nd 3:56)		Turnovers			
Best Scoring Run		10 (2nd 2:02)		9 (1st 7:42)		Paint		36 26		VMI 36 39 75			5 (1st 10:15)		12 (1st 5:22)		26 50			
Lead Changes		1		Second Chance		9 11		Rich 55 38 93			0		0		9 5			Siena 22 26 48		
Times Tied		1		Fast Breaks		16 12					4 13		4 13		Fast Breaks			RICH 43 47 90		
Time with Lead		01:39 37:49		Bench		29 25					00:00 39:44		5 38		Bench					

Siena at Richmond															Game Time: 8:00 PM					
11/11/23 Robins Center, Richmond															Game Duration: 1:48					
2023-24 Men's Basketball															Attendance: 4,543					
Officials: Tony Henderson, Tommy Morrissey, Doug Simons															Record: 1-1					
NO. Name	Min	FG	3P	FT	Rebounds	Fouls	TP	AS	TO	ST	Blocks	+/-	Shooting By Period							
5 Giovanni Emejuru	F 28:28	6-10	0-0	1-1	3 1 4	2 1	13	0	1	0	1	0	-25	1st FG%	9-25	36.0%				
11 Michael Ojo	F 22:40	1-5	1-4	2-4	3 0 3	3 4	5	0	1	2	1	0	-19	3PT%	1-11	9.1%				
20 Killian Gribben	F 20:22	5-9	0-2	0-0	1 4 5	3 0	10	0	2	0	1	0	-23	FT%	3-5	60%				
0 Zek Tekin	G 27:53	3-8	1-4	1-2	0 3 3	2 4	8	5	5	0	1	0	-23	2nd FG%	11-25	44.0%				
2 Bralyn Smith	G 27:31	3-9	1-5	0-1	1 4 5	2 1	7	2	2	0	1	1	-19	3PT%	3-9	33.3%				
22 Michael Evbagharu	08:18	0-1	0-1	0-0	1 0 1	1 0	0	1	2	0	0	0	-13	FT%	1-6	16.7%				
34 Max Frazier	24:36	0-2	0-0	0-3	0 5 0	2 0	2	0	1	2	3	0	-23	GM FG%	20-50	40.0%				
15 Mason Courtney	15:27	2-3	1-1	0-0	0 1 1	0 0	5	0	3	0	0	0	-27	3PT%	4-20	20.0%				
12 Sveinn Birgisson	05:56	0-0	0-0	0-0	0 0 0	1 0	0	0	1	0	0	0	-18	FT%	4-11	36.4%				
21 Brendan Coyle	14:53	0-3	0-3	0-0	0 0 0	4 1	0	1	2	0	0	0	-21	Dead Ball Rebounds: 4, 0						
13 Kyle Winters	03:56	0-0	0-0	0-0	0 0 0	0 0	0	0	1	0	0	0	1							
Team					1 3 4	0	1	0	0	0	0									
Totals	20:50	4-20	4-11	10	21	31	18	13	48	9	22	4	8	1	42					
Technical Fouls: NONE																				
Richmond - 90															Record: 2-0					
NO. Name	Min	FG	3P	FT	Rebounds	Fouls	TP	AS	TO	ST	Blocks	+/-	Shooting By Period							
24 Isaiah Bigelow	F 18:09	5-6	1-1	6-7	0 1 1	1 7	17	0	0	0	0	0	13	1st FG%	17-30	56.7%				
35 Aidan Noyes	F 15:08	2-4	0-1	1-1	0 4 4	0 1	5	0	0	1	0	1	3	3PT%	4-7	57.1%				
2 Jordan King	C 19:49	4-8	0-0	1-2	0 4 4	2 1	9	4	1	1	1	1	13	FT%	5-7	71.4%				
3 Delonnie Hunt	G 29:33	4-8	1-1	2-2	0 2 2	3 1	11	4	1	0	0	2	37	2nd FG%	18-29	62.1%				
4 DJ Bailey	17:38	6-7	2-2	0-2	0 3 3	0 1	14	1	0	1	0	1	31	3PT%	6-11	54.5%				
11 Jason Roche	14:59	3-4	3-4	0-0	0 1 1	1 1	9	0	0	1	0	0	26	FT%	5-8	62.5%				
12 Mikkel Tyne	20:44	1-5	0-3	0-0	0 1 1	1 0	2	3	1	4	0	1	30	GM FG%	25-59	59.3%				
21 Mike Walz	18:11	3-4	1-1	0-1	1 4 5	1 3	7	4	2	0	0	1	29	3PT%	10-18	55.6%				
9 Tyler Harris	08:56	2-3	0-1	0-0	1 1 2	1 0	4	1	0	1	0	0	14	FT%	10-15	66.7%				
1 Trevor Smith	07:33	0-0	0-0	0-0	0 1 1	1 0	1	0	0	0	0	0	5	Dead Ball Rebounds: 2, 0						
5 Collin Tanner	03:56	1-1	0-0	0-0	0 0 0	1 0	2	0	0	1	0	0	-1							
13 Jack Graham	02:49	0-1	0-1	0-0	0 0 0	0 0	0	0	0	0	0	0	0							
25 Quentin Southall	02:00	0-1	0-0	0-0	0 1 1	0 0	0	0	1	0	0	0	0							
10 Liam Weaver	01:14	0-0	0-0	0-0	0 0 0	0 0	0	0	0	0	0	0	-2							
Team					3 0 3	0	1	0	0	0	0									
Totals	35:59	10-18	10-15	6	23	29	13	18	90	21	8	14	1	8	42					
Technical Fouls: NONE																				
Siena		RICH		Points from		Siena		RICH		Period by Period Scoring			Siena		RICH		Points from			
Biggest lead		0 (1st 20:00)		44 (2nd 3:56)		Turnovers		4 31		1st 2nd TOT			0 (1st 20:00)		44 (2nd 3:56)		Turnovers			
Best Scoring Run		5 (1st 10:15)		12 (1st 5:22)		Paint		26 50		VMI 36 39 75			5 (1st 10:15)		12 (1st 5:22)		26 50			
Lead Changes		0		Second Chance		9 5		Rich 55 38 93			0		0		9 5			Siena 22 26 48		
Times Tied		0		Fast Breaks		16 12					4 13		4 13		Fast Breaks			RICH 43 47 90		
Time with Lead		00:00 39:44		Bench		29 25					00:00 39:44		5 38		Bench					



SPIDERS STATS

Game Records

Record	Overall	Home	Away	Neutral
ALL GAMES	2-0	2-0	0-0	0-0
CONFERENCE	0-0	0-0	0-0	0-0
NON-CONFERENCE	2-0	2-0	0-0	0-0

Score by Periods

Team	1st	2nd	OT	TOT
Richmond	98	85	0	183
Opponents	58	65	0	123

Team Box Score

No.	Player	Total			3-Point			F-Throw		Rebounds				Other Stats								
		GP-GS	MIN	AVG	FG-FGA	FG%	3FG-3FGA	3FG%	FT-FTA	FT%	OFF	DEF	TOT	AVG	PF	DQ	A	TO	BLK	STL	PTS	AVG
2	KING, Jordan	2-2	43:45	21.9	15-25	.600	8-15	.533	6-6	1.000	3	3	6	3.0	3	0	5	2	0	5	44	22.0
3	HUNT, Delonnie	2-2	59:41	29.8	9-19	.474	2-6	.333	6-9	.667	1	3	4	2.0	3	0	8	1	0	2	26	13.0
24	BIGELOW, Isaiah	2-2	33:42	16.9	7-12	.583	2-4	.500	8-9	.889	1	3	4	2.0	1	0	1	0	0	0	24	12.0
4	BAILEY, Dji	2-0	36:34	18.3	8-11	.727	2-2	1.000	3-7	.429	3	5	8	4.0	1	0	2	0	0	4	21	10.5
11	ROCHE, Jason	2-0	30:34	15.3	5-9	.556	5-9	.556	3-4	.750	1	1	2	1.0	2	0	0	0	0	1	18	9.0
32	QUINN, Neal	2-2	40:57	20.5	5-9	.556	0-0	.000	5-6	.833	1	13	14	7.0	2	0	11	2	2	1	15	7.5
35	NOYNS, Aidan	2-2	30:00	15.0	4-8	.500	2-5	.400	1-1	1.000	0	8	8	4.0	0	0	0	0	0	2	11	5.5
9	HARRIS, Tyler	2-0	14:52	7.4	3-4	.750	0-1	.000	2-2	1.000	1	2	3	1.5	2	0	1	0	0	1	8	4.0
12	TYNE, Mikkel	2-0	32:59	16.5	3-10	.300	1-6	.167	0-0	.000	0	2	2	1.0	2	0	4	2	0	4	7	3.5
21	WALZ, Mike	2-0	29:58	15.0	3-5	.600	1-1	1.000	0-1	.000	1	7	8	4.0	2	0	5	4	0	1	7	3.5
5	TANNER, Collin	2-0	10:30	5.3	1-3	.333	0-1	.000	0-0	.000	1	1	2	1.0	2	0	0	0	0	2	2	1.0
10	WEAVER, Liam	2-0	03:48	1.9	0-0	.000	0-0	.000	0-0	.000	0	0	0	0.0	1	0	0	0	0	0	0	0.0
13	GRAHAM, Jack	2-0	06:33	3.3	0-2	.000	0-2	.000	0-0	.000	0	0	0	0.0	0	0	0	0	0	0	0	0.0
16	SOULIS, Ryan	1-0	07:05	7.1	0-1	.000	0-0	.000	0-2	.000	0	2	2	2.0	1	0	0	1	2	0	0	0.0
1	SMITH, Trevor	2-0	14:28	7.2	0-2	.000	0-2	.000	0-0	.000	0	3	3	1.5	3	0	0	1	0	2	0	0.0
25	SOUTHALL, Quentin	2-0	04:34	2.3	0-2	.000	0-1	.000	0-0	.000	0	1	1	0.5	0	0	0	1	0	0	0	0.0
Team											3	3					1					
Total		2	400		63-122	.516	23-55	.418	34-47	.723	16	54	70	35.0	25	0	37	15	4	25	183	91.5
Opponents		2	400		49-115	.426	12-39	.308	13-25	.520	19	49	68	34.0	38	0	20	36	8	8	123	61.5

Team Statistics


	UR	OPP
Scoring	183	123
Points per game	91.5	61.5
Scoring margin	+30.0	-
Field goals-att	63-122	49-115
Field goal pct	.516	.426
3 point fg-att	23-55	12-39
3-point FG pct	.418	.308
3-pt FG made per game	11.5	6.0
Free throws-att	34-47	13-25
Free throw pct	.723	.520
F-Throws made per game	17.0	6.5
Rebounds	70	68
Rebounds per game	35.0	34.0
Rebounding margin	+1.0	-
Assists	37	20
Assists per game	18.5	10.0
Turnovers	15	36
Turnovers per game	7.5	18.0
Turnover margin	+10.5	-
Assist/turnover ratio	2.5	0.6
Steals	25	8
Steals per game	12.5	4.0
Blocks	4	8
Blocks per game	2.0	4.0
Winning streak	2	-
Home win streak	2	-
Attendance	9719	0
Home games-Avg/Game	2-4860	0-0
Neutral site-Avg/Game	-	0-0

Team Results

Date	Opponent		Score	Att.
11/06/2023	VMI	W	93-75	5176
11/11/2023	Siena	W	90-48	4543



SPEED CHART



#2 JORDAN KING
G | GR | 6'0" | 175 | ALBANY, NY

PTS	REB	AST	STL	MIN
22.0	3.0	2.5	2.5	21.9

- Has scored 44 points in 43:45 of playing time this season
- 34 pts vs VMI (most by Spider in season opener since 1983 - John Newman)
- 2023 3rd Team All-SoCon selection at East Tennessee State
- Led ETSU, 6th in Southern Conference with 15.6 PPG last season
- 42 pts at Citadel on Jan. 11, 2023 tied ETSU single-game record

CAREER HIGHS		LAST GAME	
PTS	REB	PTS	REB
42	7	10	1
AST	STL	AST	STL
6	7	4	4



#3 DELONNIE HUNT
G | SR | 6'0" | 175 | UPPER MARLBORO, MD

PTS	REB	AST	STL	MIN
13.0	2.0	4.0	1.0	29.8

- 29.8 mins PG this season (nearly 8 more than any other Spider)
- 2023 3rd Team All-NEC selection at Wagner
- Led Wagner with 11.1 points, 31.6 minutes per game last season
- 2021 NEC Rookie of the Year at Wagner
- 2020 All-Met selection by The Washington Post

CAREER HIGHS		LAST GAME	
PTS	REB	PTS	REB
24	8	11	2
AST	STL	AST	STL
7	4	4	0



#4 DJI BAILEY
G | SR | 6'5" | 195 | WILSON, NC

PTS	REB	AST	STL	MIN
10.5	4.0	1.0	2.0	18.3

- Scored career-high 14 pts vs Siena (2nd most on team)
- Started 7 games at PG for Spiders last season
- 40.0 3pt FG pct tied for best on team last season (min. 10 attempts)
- Missed 8 games w broken left hand, 4 gms w bruised left knee last yr
- Former Wake Forest commit switched after departure of Danny Manning

CAREER HIGHS		LAST GAME	
PTS	REB	PTS	REB
14	8	14	3
AST	STL	AST	STL
4	3	1	1




#9 TYLER HARRIS
F | GR | 6'7" | 205 | CHARLOTTE, NC

PTS	REB	AST	BLK	MIN
4.0	1.5	0.5	0.0	7.4

- Averaged 5.1 points, 2.5 rebounds in 34 games at Western Carolina last year
- Started 77 games for Western Carolina over last four seasons
- 4th-lowest turnover rate in SoCon last season (11.3 pct), per KenPom
- Averaged a career-high 7.2 points per game in 2021-22
- Long, athletic, experienced player provides UR depth in frontcourt

CAREER HIGHS		LAST GAME	
PTS	REB	PTS	REB
19	11	4	2
AST	BLK	AST	BLK
4	3	1	0



#11 JASON ROCHE
G | JR | 6'5" | 200 | BERKELEY, CA

PTS	REB	AST	STL	MIN
9.0	1.0	0.0	0.5	15.3

- 5-9 3pt FG this year (2-5 vs VMI, 3-4 vs Siena) (all 9 FG attempts from 3)
- 52 3ptrs off bench last season (2nd most 3-ptrs off bench in Atlantic 10)
- 38.5 FG pct last season (8th in A-10, min. 100 3-pt FG attempts)
- 2022 Southern Conference Rookie of the Year at Citadel
- Last name is pronounced ROACH

CAREER HIGHS		LAST GAME	
PTS	REB	PTS	REB
29	9	9	1
AST	STL	AST	STL
2	3	0	1




#12 MIKKEL TYNE
G | FR | 5'10" | 180 | TORONTO, ON

PTS	REB	AST	STL	MIN
3.5	1.0	2.0	2.0	16.5

- 4 steals vs Siena were tied for most on team
- Reclassified to Class of '23 this summer ... Youngest Spider turned 18 on May 2
- No. 10 Class of 2023 recruit in Maryland, according to ESPN
- Represented Canada at FIBA U18 Americas Championship in 2022
- First name is pronounced mik-KELL

CAREER HIGHS		LAST GAME	
PTS	REB	PTS	REB
5	1	2	1
AST	STL	AST	STL
3	4	3	4



#21 MIKE WALZ
C | SO | 6'11" | 250 | BERWYN, PA

PTS	REB	AST	BLK	MIN
3.5	4.0	2.5	0.0	15.0

- Career highs in pts (7), reb (5) and ast (4, t-most on team) vs Siena
- Appeared in 13 games, totaling 13 Reb, 9 points, 5 assists last year
- Backup center has same passing ability, command of offense as Quinn
- Missed 5 games after spraining his ankle on Feb. 14 last season
- Former big-time baseball recruit (pitcher) is also a scratch golfer

CAREER HIGHS		LAST GAME	
PTS	REB	PTS	REB
7	5	7	5
AST	BLK	AST	BLK
4	1	4	0



#24 ISAIAH BIGELOW
F | GR | 6'7" | 205 | GREENSBORO, NC

PTS	REB	AST	STL	MIN
12.0	2.0	0.5	0.0	16.9

- Led all players with 17 points vs Siena in just 18 minutes
- UR's 2nd-leading rebounder (18th in A-10), 5th-leading scorer last year
- 85.3 FT pct last year ranked 5th in A-10, 8th in UR history (min. 50 att)
- 2nd highest def reb pct (25.5) in A-10 last season, per KenPom
- 204 total points off bench were 1st on UR, 4th in A-10 last season

CAREER HIGHS		LAST GAME	
PTS	REB	PTS	REB
28	14	17	1
AST	STL	AST	STL
5	3	0	0



#32 NEAL QUINN
C | SR | 7'0" | 260 | ALLENDALE, NJ

PTS	REB	AST	BLK	MIN
7.5	7.0	5.5	1.0	20.5

- 1 of 12 active D-I players with 1,000 points, 500 reb, 300 ast
- Led team with 7 Ast, 10 Reb vs VMI (9th career double-digit Reb game)
- Preseason 3rd Team All-Atlantic 10 selection
- 1st in Ast PG (2.9), 2nd in PPG (9.5), 3rd in RPG (4.5) at UR last season
- 54.2 FG pct led UR, ranked 9th in A-10 among qualifiers last season

CAREER HIGHS		LAST GAME	
PTS	REB	PTS	REB
24	13	9	4
AST	BLK	AST	BLK
10	3	4	1



#35 AIDAN NOYES
F | R-SO | 6'7" | 195 | CINCINNATI, OH

PTS	REB	AST	STL	MIN
5.5	4.0	0.0	1.0	15.0

- Made 1st career start vs VMI on Nov. 6 (6 pts, 4 reb)
- Appeared in 12 games, averaging 2.0 pts, 0.6 reb last year
- Scored career-high 9 points in 22 mins at Saint Joseph's on March 1
- Putback dunk at SJU landed on SportsCenter's Top 10 plays in March '23
- Played baseball at Archbishop Moeller (same as Ken Griffey Jr., Barry Larkin)

CAREER HIGHS		LAST GAME	
PTS	REB	PTS	REB
9	4	5	4
AST	STL	AST	STL
--	1	0	1



SPIDERS SEASON RANKS

TEAM RANKS

Statistic	National Rank	Conference Rank	Value
Assist/Turnover Ratio (352 ranked)	167	5	1.06
Assists Per Game (352 ranked)	253	11	12.2
Bench Points per game (352 ranked)	177	6	18.76
Blocks Per Game (352 ranked)	300	14	2.4
Effective FG pct (352 ranked)	167	7	0.512
Fastbreak Points (352 ranked)	321	15	6.06
Field Goal Percentage (352 ranked)	216	8	43.9
Field Goal Percentage Defense (352 ranked)	128	7	42.9
Fouls Per Game (352 ranked)	42	2	15.1
Free Throw Attempts Per Game (352 ranked)	177	10	17.9
Free Throw Percentage (352 ranked)	67	2	74.5
Free Throws Made Per Game (352 ranked)	139	8	13.3
Rebound Margin (352 ranked)	282	15	-2.1
Rebounds (Defensive) Per Game (352 ranked)	121	6	25.48
Rebounds (Offensive) Per Game (352 ranked)	341	15	6.85
Rebounds Per Game (352 ranked)	301	14	32.33
Scoring Defense (352 ranked)	105	6	67.8
Scoring Margin (352 ranked)	193	8	1.1
Scoring Offense (352 ranked)	244	10	68.9
Steals Per Game (352 ranked)	245	9	5.7
Three Point Attempts Per Game (352 ranked)	77	4	23.9
Three Point Percentage (352 ranked)	234	9	33.0
Three Point Percentage Defense (352 ranked)	116	8	32.9
Three Pointers Per Game (352 ranked)	110	3	7.9
Turnover Margin (352 ranked)	189	7	0.0
Turnovers Forced Per Game (352 ranked)	261	11	11.55
Turnovers Per Game (352 ranked)	83	2	11.5
Winning Percentage (351 ranked)	225	11	45.5

INDIVIDUAL RANKS

Statistic	Player	National Rank	Conference Rank	Value
Assist/Turnover Ratio (350 ranked)				
Assists (343 ranked)				
Assists Per Game (341 ranked)				
Blocks (333 ranked)				
Blocks Per Game (346 ranked)				
Double Doubles (422 ranked)	Tyler Burton	169	8	5
Field Goal Attempts (348 ranked)	Tyler Burton	56	3	463
Field Goal Percentage (348 ranked)	Tyler Burton	204	9	44.9
Field Goals (350 ranked)	Tyler Burton	67	3	208
Free Throw Attempts (348 ranked)	Tyler Burton	35	2	205
Free Throw Percentage (347 ranked)	Tyler Burton	297	15	76.1
Free Throws (340 ranked)	Tyler Burton	33	2	156
Minutes Per Game (347 ranked)	Tyler Burton	33	5	36:13
Points (347 ranked)	Tyler Burton	44	3	627
Points Per Game (347 ranked)	Tyler Burton	43	3	19.0
Rebounds (341 ranked)	Tyler Burton	123	5	243
Rebounds (Defensive) Per Game (350 ranked)	Tyler Burton	51	2	6.27
Rebounds (Offensive) Per Game (350 ranked)	Isaiah Bigelow	226	9	4.62
Rebounds Per Game (350 ranked)	Tyler Burton	122	6	7.4
Steals (341 ranked)	Tyler Burton	172	8	49
Steals Per Game (347 ranked)	Tyler Burton	186	7	1.48
Three Point Attempts (346 ranked)	Tyler Burton	218	13	188
Three Point Percentage (98 ranked)				
Three Pointers Per Game (348 ranked)				
Total 3-point FGM (339 ranked)				
Triple Doubles (2 ranked)				

