



2022-23 SCHEDULE

NOVEMBER

Nov. 7	VMI (MASN2, ESPN+)	W, 69-48
Nov. 11	Northern Iowa (MASN2, ESPN+) ..	W, 68-55
Nov. 14	at Charleston (FloHoops)	L, 92-90 (OT)
Nov. 17	Wichita State (MASN, ESPN+)	L, 56-53
Nov. 21	vs Syracuse# (ESPN2)	L, 74-71 (OT)
Nov. 22	vs Temple# (ESPN2)	W, 61-49
Nov. 30	at Toledo (ESPN+)	L, 90-67

DECEMBER

Dec. 3	at William & Mary (FloHoops)	L, 58-57
Dec. 10	Drake (NBCSW, ESPN+)	W, 82-52
Dec. 13	FDU (MASN, ESPN+)	W, 77-48
Dec. 17	vs Clemson^ (TBD)	L, 85-57
Dec. 21	Bucknell (NBCSW, ESPN+)	W, 81-71
Dec. 28	Coppin State (CBS 6, ESPN+)	W, 83-65
Dec. 31	at George Mason (MASN2, ESPN+)	L, 62-58

JANUARY

Jan. 4	George Washington (ESPN+)	7p
Jan. 7	Duquesne (NBCSW, ESPN+)	6p
Jan. 11	at Davidson (ESPN+)	7p
Jan. 14	at St. Bonaventure (USA Network)	2:30p
Jan. 17	Rhode Island (MASN2, ESPN+)	7p
Jan. 20	VCU* (ESPN2)	7p
Jan. 25	at Massachusetts (ESPN+)	7p
Jan. 28	at Dayton (CBS Sports Network)	4p

FEBRUARY

Feb. 1	St. Bonaventure (MASN2, ESPN+)	7p
Feb. 5	Fordham (USA Network)	12p
Feb. 8	at George Washington (ESPN+)	7p
Feb. 11	Loyola Chicago (ESPNU)	4p
Feb. 15	at La Salle (ESPN+)	7p
Feb. 21	Saint Louis (MASN, ESPN+)	7p
Feb. 24	at VCU (ESPN2)	7p

MARCH

March 1	at Saint Joseph's (ESPN+)	7p
March 4	George Mason (USA Network)	12:30p
March 7-12	Atlantic 10 Championship	TBD

Empire Classic presented by Continental Tire (Brooklyn, NY)

^ Greenville Winter Invitational (Greenville, SC)

* Richmond Area Honda Dealers Capital City Classic



RICHMOND SPIDERS (7-7, 0-1) vs GEORGE WASHINGTON (7-7, 1-0)

• Richmond has won five straight games vs George Washington, its longest win streak ever vs the Colonials in a rivalry that spans 105 games and 97 years. Richmond's five straight wins vs GW are tied for UR's fifth-longest active win streak vs any Division I opponent. The only D-I opponents UR has a longer active win streak against are American (11), Appalachian State (9), Army (6), and Loyola Maryland (6).

• Richmond is 17-12 vs George Washington during the Chris Mooney era. The only team Richmond has more wins against under Chris Mooney is Fordham (18).

• Last season, the Spiders defeated GW 84-71 on the road on February 22. Of the four different Spiders to score 15 or more points in that game (Nathan Cayo, Jacob Gilyard, Grant Golden, Tyler Burton), only one (Burton) will be active Wednesday.

• Tyler Burton has scored 20 or more points in a career-high four straight games, the longest streak by a Spider since Grant Golden from Nov. 21-Dec. 1, 2018 (4 games). The last Spiders player to score 20 or more in five straight games was Justin Harper during the 2010-11 season.

• Burton ranks second in the Atlantic 10 this season with 19.1 points per game, which would be the highest scoring average by a Spider in a season since 2000-01 (Greg Stevenson - 19.7 PPG). Burton also ranks fourth in the conference in rebounding, with 7.8 per game.

• Richmond is 6-1 at home this season and 37-11 (.771) in the Robins Center over the last four seasons. As they enter their Atlantic 10 home schedule, the Spiders are allowing just 56.4 points per game at home this season, second best in the A-10 behind Dayton, and opponents are shooting just 35.9 percent at the Robins Center, also second best in the conference behind Dayton.

• Richmond leads the A-10 with 9.3 three-pointers per game this season and Jason Roche ranks third in the Atlantic 10 in three-point FG percentage at 44.8 percent (minimum 40 attempts).

• Richmond is 7-7 this season with five of those losses coming by four or fewer points. Only three schools in Division I have more losses by four or fewer points this season: ETSU (7), Canisius (6), and Idaho St (6).

• Richmond is playing its 22nd season in the Atlantic 10 since joining the conference in 2001. During that span, the Spiders two league championships are tied for the most of any current A-10 school along with George Washington, Saint Louis, St. Bonaventure, and Saint Joseph's.

WITH A WIN ...

• UR would win its sixth straight game vs George Washington, tying its third-longest active win streak vs any D-I opponent (American - 11, Appalachian St - 9).

• UR would be 18-12 vs GW during the Chris Mooney era, tied with Fordham for its most wins against any opponent since 2005-06.

• UR would be 7-1 at home this season and 38-11 in the Robins Center over the last four seasons.

• UR would be 5-2 in its last seven games following a 1-5 stretch.

• UR would be 8-7, marking the 15th time in 18 seasons under Chris Mooney the team has had a winning record through 15 games.

THE MATCHUP

ALL-TIME SERIES LEADER	GW, 63-42
CURRENT STREAK	Richmond W5
RICHMOND AT HOME	23-27
RICHMOND ON ROAD	15-33
RICHMOND AT NEUTRAL SITE	4-3
LAST GAME	2/22/2022 (UR, 84-71)
FIRST GAME	1/11/1925 (GW, 28-23)



CHRIS MOONEY

RICHMOND SPIDERS HEAD COACH

SEASONS at RICHMOND: 18th
W-L at RICHMOND: 319*-251
W-L in DIVISION I: 337-263
W-L vs OPPONENT: 17-12
* Most wins in Richmond history

WATCH



ESPN PLUS

PxP: Bob Black Analyst: Greg Beckwith

LISTEN



ESPN RICHMOND

PxP: Robert Fish Analyst: Matt Smith

FOLLOW

@SpiderMBB @SpiderMBB

Richmond Spiders Men's Basketball

RichmondSpiders.com



QUICK FACTS

University Information

Location Richmond, VA 23173
 Founded 1830
 Total Enrollment 3,890
 Nickname Spiders
 Colors Red and Blue
 Arena Robins Center
 Opened 1972 (51st season)
 Capacity 7,201
 President Kevin F. Hallock
 Athletics Director John Hardt

Team Information

Conference Atlantic 10
 2021-22 Record 24-13 (A-10 Champions)
 Letterwinners Returning/Lost 12/8
 Starters Returning/Lost 2/3
 Newcomers 4

Program History

First Season 1913-14 (110th season)
 All-Time Record Entering 2022-23 1,451-1,244
 NCAA Appearances/W-L 10/9-10
 (1984, '86, '88, '90-91, '98, 2004, '10-11, '22)
 NIT Appearances/W-L 10/11-10
 Conference Championships 7
 (1984, '88, '90-91, '98, 2011, '22)

Coaching Staff

Head Coach Chris Mooney, 18th season
 Alma Mater Princeton (1994)
 W-L at Richmond entering 2022-23 312-244
 Career D-I W-L/Yrs entering 2022-23 330-256/17
 Assistant Coach David Boyden, 1st season
 Alma Mater Western Kentucky (2003)
 Assistant Coach Will Gipe, 7th season
 Alma Mater Virginia Tech (2014)
 Assistant Coach Peter Thomas, 1st season
 Alma Mater Richmond (2007)
 Dir of Operations Mark McGonigal, 7th season
 Alma Mater Richmond (2009)
 Dir Program Development... Darius Stokes, 2nd season
 Alma Mater Iowa (2014)
 Video Coordinator Jack Fahed, 1st season
 Alma Mater James Madison (2021)

Support Staff

Athletic Trainer Andy McPherson
 Strength Coach Jay DeMayo
 Director of Academics Courtney Hughes
 Athletics Web Site RichmondSpiders.com
 Athletics Dept Phone (804) 289-8363
 PR Director Jason Vida
 Cell Phone (267) 566-2130
 Office Phone (804) 289-8320
 Email jvida@richmond.edu

ROSTER & PRONUNCIATION GUIDE

No.	Name	Pos	Year	Ht	Wt	Hometown (High School/Previous School)
1	Jason Nelson	G	R-FR	5'10"	175	Richmond, VA (John Marshall)
2	Marcus Randolph	G	SO	6'5"	195	Willingboro, NJ (Archbishop Wood (PA))
3	Tyler Burton	F	SR	6'7"	215	Uxbridge, MA (Marianapolis Prep (CT))
4	Dji Bailey	G	JR	6'5"	180	Wilson, NC (Greenfield School)
5	Connor Crabtree	G	GR	6'6"	200	Hillsborough, NC (Hargrave Military (VA)/Tulane)
10	Liam Weaver	G	SO	6'2"	190	Kansas City, MO (Pembroke Hill)
11	Jason Roche	G	SO	6'5"	180	Berkeley, CA (St. Mary's High/Citadel)
12	Malcolm Dread	G	R-FR	6'4"	210	Detroit, MI (Gonzaga High (DC))
15	Matt Grace	F	GR	6'9"	230	Hamilton, Ontario (TRC Academy)
21	Mike Walz	C	FR	6'11"	250	Berwyn, PA (Conestoga)
22	Andre Gustavson	G	GR	6'5"	205	Helsinki, Finland (Helsinki Basketball Academy)
24	Isaiah Bigelow	F	GR	6'7"	200	Greensboro, NC (Ben L. Smith/Wofford)
25	Quentin Southall	G	JR	6'3"	180	Alexandria, VA (Georgetown Prep)
32	Neal Quinn	C	SR	7'0"	250	Allendale, NJ (Ramapo High/Lafayette)
34	Gabe Arizin	G	SR	6'4"	190	West Chester, PA (St. Joseph's Prep)
35	Aidan Noyes	F	R-FR	6'7"	190	Cincinnati, OH (Archbishop Moeller)

PRONUNCIATION GUIDE

Gabe Arizin AIR-rizz-in
 Dji Bailey Jai (rhymes with fly)
 Isaiah Bigelow BIG-eh-loh
 Jack Fahed fay-HED
 Andre Gustavson GOOS-tahv-sun
 Aidan Noyes noise
 Jason Roche roach
 Michael Walz walls

BREAKDOWN BY CLASS

Freshmen (4): Dread, Nelson, Noyes, Walz
 Sophomores (3): Randolph, Roche, Weaver
 Juniors (2): Bailey, Southall
 Seniors (3): Arizin*, Burton*, Quinn*
 Grad Students (4): Bigelow*, Crabtree*, Grace, Gustavson
 * Has additional season of eligibility beyond 2022-23 season

BREAKDOWN BY STATE/COUNTRY

California (1): Roche
 CANADA (1): Grace
 FINLAND (1): Gustavson
 Massachusetts (1): Burton
 Michigan (1): Dread
 Missouri (1): Weaver
 North Carolina (3): Bailey, Bigelow, Crabtree
 New Jersey (2): Quinn, Randolph
 Ohio (1): Noyes
 Pennsylvania (2): Arizin, Walz
 Virginia (2): Nelson, Southall



THE OPPONENT

MEETINGS LAST 50 YEARS

GW LEADS ALL-TIME SERIES, 63-42

1/13/1973	H	L	72-80	14-42
12/29/1973	N	W	68-67	15-42
1/15/1975	A	L	80-101	15-43
12/20/1975	H	L	77-84	15-44
11/27/1976	H	W	64-62	16-44
2/7/1977	A	W	81-80	17-44
11/30/1977	H	L	54-60	17-45
2/10/1979	A	L	77-99	17-46
12/22/1979	H	L	78-86	17-47
12/3/1980	A	W	92-69	18-47
2/15/1993	A	L	77-79 (OT)	18-48
12/11/1994	H	W	78-74	19-48
12/9/2000	A	W	84-80 (OT)	20-48
1/30/2002	H	W	61-53	21-48
2/23/2002	A	L	49-53	21-49
1/21/2003	H	W	63-57	22-49
2/16/2003	A	L	50-64	22-50
1/31/2004	H	W	72-65	23-50
2/28/2004	A	W	75-67	24-50
1/22/2005	H	W	70-59	25-50
2/12/2005	A	L	63-80	25-51
2/5/2006	A	L	55-80	25-52
2/18/2006	H	L	51-64	25-53
1/17/2007	H	L	58-63	25-54
2/21/2007	A	L	49-68	25-55
2/23/2008	A	L	53-59	25-56
1/10/2009	A	W	60-48	26-56
2/28/2009	H	L	57-66	26-57
1/23/2010	A	W	62-57	27-57
2/20/2010	H	W	74-70	28-57
1/19/2011	H	W	68-58	29-57
2/9/2011	A	W	69-65	30-57
1/18/2012	A	L	65-83	30-58
2/11/2012	H	L	67-69	30-59
2/27/2013	H	W	73-64	31-59
2/18/2014	H	L	65-73	31-60
1/15/2015	A	L	70-73 (2OT)	31-61
2/21/2015	H	W	56-48	32-61
1/28/2016	A	W	98-90 (2OT)	33-61
2/24/2016	H	L	61-73	33-62
1/8/2017	A	W	77-70	34-62
2/4/2017	H	W	84-75	35-62
3/10/2017	N	W	70-67	36-62
1/13/2018	H	W	78-68	37-62
2/21/2018	A	L	77-103	37-63
1/12/2019	A	W	76-56	38-63
2/9/2019	H	W	89-63	39-63
2/1/2020	H	W	76-54	40-63
2/26/2020	A	W	73-70	41-63
2/22/2022	A	W	84-71	42-63

Home: 23-27 (Robins Center: 14-10)

Away: 15-33 Neutral: 4-3

LAST MEETING - 2/22/2022

Richmond 84, George Washington 71

Richmond - 84

Record: 18-10 (9-6)

NO. Name		Min	FG M-A	3P M-A	FT M-A	Rebounds OR DR TOT			Fouls PF FD		TP	AS	TO	ST	Blocks BS BA		+/-	
3	Tyler Burton	F 22:05	5-8	2-2	5-5	0	4	4	4	3	17	1	0	1	0	0	1	15
4	Nathan Cayo	F 33:25	9-11	0-0	1-4	1	7	8	4	2	19	3	4	0	1	1	1	13
33	Grant Golden	F 30:15	6-11	0-2	3-3	0	6	6	0	3	15	6	2	0	0	0	0	13
00	Jacob Gilyard	G 39:14	4-7	4-7	3-3	0	5	5	1	1	15	3	0	1	0	0	0	16
22	Andre Gustavson	G 34:33	1-3	0-1	0-0	0	2	2	3	2	2	1	1	1	0	0	0	18
5	Nick Sherod	13:15	2-7	2-7	0-0	0	2	2	1	0	6	0	0	0	0	0	0	-6
15	Matt Grace	15:11	2-4	1-3	2-2	2	5	7	0	1	7	1	0	0	0	0	0	1
21	Isaiah Wilson	05:27	0-1	0-1	0-0	0	0	0	1	0	0	0	0	0	0	0	0	-5
13	Connor Crabtree	06:35	1-2	1-1	0-0	0	0	0	1	0	3	0	2	0	0	0	1	0
Team									0 0 0			0		0				
Totals			30-54	10-24	14-17	3	31	34	15	12	84	15	9	3	1	3	1	13

Technical Fouls::NONE

Shooting By Period			
1st FG%	15-28	53.6%	
3PT%	6-13	46.2%	
FT%	3-4	75%	
2nd FG%	15-26	57.7%	
3PT%	4-11	36.4%	
FT%	11-13	84.6%	
GM FG%	30-54	55.6%	
3PT%	10-24	41.7%	
FT%	14-17	82.4%	

Dead Ball Rebounds: 2, 1

George Washington - 71

Record: 11-15 (7-7)

NO.	Name	Min	FG M-A	3P M-A	FT M-A	Rebounds OR DR TOT	Fouls PF FD	TP	AS	TO	ST	Blocks BS BA	+/-
13	Hunter Dean	F 31:40	3-3	0-0	0-0	0 4 4	2 0 6	1	1	2	1	0	-6
20	Qwanzi Samuels	F 12:45	0-1	0-1	0-0	1 3 4	2 0 0	1	1	0	1	0	-9
1	Joe Bamisile	G 38:27	11-22	3-8	4-4	1 6 7	3 4 29	1	1	0	0	0	-12
2	Brayon Freeman	G 37:02	6-13	2-3	5-5	2 3 5	2 6 19	5	0	2	0	1	-10
11	James Bishop	G 36:25	4-15	3-8	2-3	1 1 2	1 2 13	3	0	1	0	0	-13
4	Ricky Lindo Jr.	25:32	2-5	0-2	0-1	2 5 7	2 2 4	1	1	0	1	0	-3
10	Brendan Adams	16:42	0-4	0-1	0-0	0 0 0	0 1 0	2	0	0	0	0	-12
21	Noel Brown	01:27	0-0	0-0	0-0	0 0 0	0 0 0	0	0	0	0	0	0
Team						0 0 0	0	0	0				
Totals			26-63	8-23	11-13	7 22 29	12 15 71	14	4	5	3	1	-13

Technical Fouls::NONE

Shooting By Period			
1st FG%	14-35	40.0%	
3PT%	4-12	33.3%	
FT%	3-3	100%	
2nd FG%	12-28	42.9%	
3PT%	4-11	36.4%	
FT%	8-10	80%	
GM FG%	26-63	41.3%	
3PT%	8-23	34.8%	
FT%	11-13	84.6%	

Dead Ball Rebounds: 0, 0

	UR	GW	Points from	UR	GW	Period by Period Scoring			
Biggest lead	17 (2 nd 5:18)	0 (1 st 20:00)	Turnovers	2	11		1st	2nd	TOT
Best Scoring Run	6(2 nd 11:01)	7(1 st 1:20)	Paint	38	34	UR	39	45	84
Lead Changes	0	0	Second Chance	2	8		GW	35	36
Times Tied	0	0	Fast Breaks	5	12				
Time with Lead	39:15	00:00	Bench	16	4				

WASHINGTON, D.C. - Richmond's three starting forwards combined for 51 points and shot 20-30 from the field to lead the Spiders to a wire-to-wire 84-71 win at George Washington Tuesday.

Nathan Cayo scored a season-high 19 points, Tyler Burton added 17, and Grant Golden finished with 15 points and a team-high six assists. Guard Jacob Gilyard also scored 15 points as four Spiders finished with 15 or more points for the first time since December 30, 2020 at Davidson (Burton, Cayo, Golden, and Blake Francis).

"It makes it harder and harder for the defense to single in on one guy or to double team or to only focus on one [player]," said Spiders coach Chris Mooney of his team's balanced attack.

Cayo made nine of his 11 shots from the field en route to his highest-scoring output since scoring 25 vs Saint Joseph's on March 1, 202

"I thought Nate was great tonight. I thought it was one of his best games - strong and aggressive."

After entering the night tied with Temple's Howard Evans for the most assists in Atlantic 10 history at 748, Gilyard took sole possession on the conference's career assists list with a cross-court pass to Nick Sherod for a transition three-pointer with 12:39 left in the 1st half. The shot was the 237th three-pointer of Sherod's career, tying David Gonzalez for the fourth-most in Richmond history.

Golden inched higher on the Spiders career scoring list, finishing the night with 2,153 points to pass Mike Perry (2,145) for the third-most points in program history.

Richmond never trailed, opening the game on a 10-4 run and leading by as many as 11 in the first half. GW scored the final seven points going into the locker room to cut its deficit to 39-35 at halftime.

The Colonials came within two points of the Spiders with 15:52 to play when a three-pointer by James Bishop made the score 47-45 Richmond. But a 15-6 Spiders run put UR up by double digits again at 62-51 with 11 minutes remaining. GW would never again get closer than seven.

The win was Richmond's fifth straight vs GW, the Spiders longest win streak in series history, which dates back to 1926. Richmond is now 8-3 in its last 11 games following a 1-3 start to Atlantic 10 play.



THE BIG PICTURE

PRESEASON POSITION

The Spiders placed seventh in the Atlantic 10 Preseason Poll, which was released at the conference's media day in Brooklyn, NY on October 13. It is the fourth straight season the Spiders have placed in the top half of the A-10 Preseason Poll, tying UR's longest such streak (2013-16) since the conference eliminated divisions in 2005.

A-10 Men's Basketball Preseason Poll

1. Dayton (22)	428
2. Saint Louis (7)	411
3. VCU	370
4. Loyola Chicago	315
5. George Mason	300
6. Davidson	294
7. Richmond	276
8. Massachusetts	228
9. Rhode Island	203
10. St. Bonaventure	194
11. Fordham	119
12. George Washington	110
13. Saint Joseph's	107
14. La Salle	63
15. Duquesne	62

THE CHAMPS ARE HERE

Richmond is defending its 2022 Atlantic 10 championship, the second A-10 title in program history and first since 2011. The Spiders defeated four teams in four days to win the title at Capital One Arena in Washington, DC last season. UR opened the tournament with a win vs 11-seed Rhode Island (64-59) before knocking off the tournament's top three seeds: 3 VCU (75-64) in the quarterfinals, 2 Dayton (68-64) in the semifinals, and 1 Davidson (64-62) in the championship game.

Graduate student Jacob Gilyard was named the tournament's Most Outstanding Player after averaging 19.8 points, setting a tournament record with 16 steals, and playing all 160 minutes. Grad student Grant Golden (11.8 PPG, 4.8 RPG, 2.0 APG) was also named to the All-Tournament Team.

Matt Grace made the game-winning basket in both the semifinals and the finals. In the semis vs Dayton, Grace hit a three-pointer from the right wing to break a 59-59 tie with 1:40 to play, helping UR complete a 15-point comeback in the 2nd half. In the championship game vs Davidson, Grace's And-1 with 19 seconds to play turned a two-point Richmond deficit into a 1-point UR lead as the Spiders overcame a 6-point deficit in the final 90 seconds of regulation.

NCAA TOURNAMENT EXPERIENCE

Richmond was a 12 seed in the 2022 NCAA Tournament and drew 5 seed Iowa, the Big Ten champions, in the first round at KeyBank Arena in Buffalo, NY. The Spiders upset the Hawkeyes 67-63 behind a game-high 24 points from Jacob Gilyard and 18 points and 11 rebounds from Tyler Burton.

It was Richmond's ninth NCAA Tournament win when seeded 12th or higher, more than twice as many as any other school in the nation. UR also improved to a perfect 4-0 when facing 5 seeds in the NCAA Tournament.

It was Richmond's 24th win of the season, tied for the fourth-most in a season in program history. UR fell to 4 seed Providence in the second round.

MOONEY EXTENSION

The NCAA Tournament win vs Iowa was UR's 27th vs a power-conference opponent and 15th vs a top-25 team during Chris Mooney's tenure, giving Mooney half of the wins vs ranked opponents in school history (15 of 30).

Richmond announced a three-year contract extension with Mooney in June, keeping him under contract with the Spiders through the 2026-27 season.

At Richmond, Mooney owns program records for most total wins (312 entering 2022-23), most wins in a season (29 in 2010-11), most conference wins in a season (14 in 2019-20), highest NCAA Tournament seed (7th in 2010), higher NIT seed (1st overall in 2015), and highest A-10 Championship seed (2nd in 2010).

Mooney is one of 11 coaches ever to win multiple A-10 championships, and his two A-10 titles are tied for the fifth-most of any coach in conference history. Mooney and Mark Schmidt (St. Bonaventure) are the only active A-10 coaches with multiple conference championships, and Richmond and Saint Louis are the only A-10 schools with multiple A-10 titles and three or more NCAA Tournament wins during Mooney's tenure at UR (since 2005-06).

2022-23 is Mooney's 18th season with Richmond. The only coaches in A-10 history with a longer tenure at a single school are John Chaney (24 seasons at Temple) and Phil Martelli (24 seasons at Saint Joseph's).

FUTURE PRO

Tyler Burton, Richmond's leading scorer and rebounder last season, announced he was withdrawing from the NBA Draft to return to Richmond for his senior season on June 1.

Burton, who originally declared for the draft on April 6, participated in the NBA G League Elite Camp and worked out for 10 NBA teams last spring.

Burton was a Second Team All-Atlantic 10 pick and a First Team NABC All-Conference selection last season as he led Richmond with 16.1 points and 7.7 rebounds per game.

TRANSFERS

After accepting just seven incoming transfers during his first 17 years at Richmond, Chris Mooney brought in three transfers this offseason to replenish the Richmond roster.

Neal Quinn signed with UR on April 14, choosing the Spiders over Pitt, Penn State, Virginia Tech, and Loyola Chicago. He was Second Team All-Patriot League at Lafayette last season, leading the Panthers in points (14.7 PPG), rebounds (7.4 RPG), assists (4.0 APG, second in Patriot League), and field goal pct (54.5, led Patriot League).

Isaiah Bigelow signed with the Spiders on April 15. The Wofford graduate averaged 8.3 points and 5.5 rebounds for the Terriers last season.

Jason Roche signed with the Spiders on April 26 after entertaining offers from Missouri, Pitt, Kansas State, and St. Bonaventure after entering the transfer portal. Roche was the Southern Conference Rookie of the Year at Citadel last season. He made 110 three-pointers (ninth in D-I, first among freshmen) and led the SoCon with 36.2 minutes per game.

Quinn and Bigelow have two years of eligibility remaining, while Roche has three.

NEW BENCH

Richmond's three assistant coaches are all in their first year in that role with the Spiders.

David Boyden is a Richmond native who brings nearly 20 years of college coaching experience to UR. He was an assistant at UNCG last season following five seasons as an assistant at Radford.

Will Gipe was promoted to assistant coach after spending six years on the Richmond staff, including the three as the Director of Program Development. Gipe, 28, was the A-10's second-youngest assistant coach at the time of his promotion.

THE LAST TIME

TEAM

Ranked in AP Top 25: 12/7/20 | #19 (highest since 1957)
Defeated Top 10 Team: 11/29/20 | #10 Kentucky, 76-64 (road)
Defeated Top 25 Team: 3/17/22 | #16 Iowa, 67-63 (neutral)
Defeated Top 25 Team, Home: 2/25/15 | #22 VCU, 67-63
Defeated Top 25 Team, Away: 11/29/20 | #10 Kentucky, 76-64
Defeated Top 25 Team, Neutral: 3/17/22 | #16 Iowa, 67-63
Scored 90+: 11/14/22 | at Charleston, L 92-90 (OT)
Scored 100+: 11/8/19 | vs Saint Francis, W 100-98 (OT)
Allowed Less Than 50: 12/13/22 | vs FDU, W 77-48
Allowed Less Than 40: 11/12/10 | vs Citadel, W 79-37
Double-digit comeback win: 3/12/22 | vs Dayton, W 68-64 (15)
Shot Over 60% FG: 12/1/21 | at Wofford, W 73-64 (62.2)
Held Opp Under 35% FG: 12/13/22 | vs FDU, W 77-48 (31.1)
Allowed Fewer 10 pts, half: 12/13/22 | vs FDU, W 77-48 (9 - 1st)
Made 15+ 3PT FG: 11/16/21 | vs Georgia St, W 94-78 (16)
Made 0 3PT FG: 1/25/16 | vs Davidson, L 78-70 (0-15)
Made 35+ FT: 2/6/93 | vs UNCW, W 91-69 (36)
50+ Rebounds: 3/6/20 | at Duquesne, W 73-62 (50)
25+ Assists: 11/22/21 | vs Hofstra, W 81-68 (26)
15+ Blocks: 1/13/10 | vs UMass, W 70-63 (17, SR)
15+ Steals: 11/18/12 | at Minn, L 72-57 (15)
3 or fewer turnovers: 12/1/18 | vs Wake Forest, W 84-74 (3)

INDIVIDUAL

6+ players in double digit scoring: 3/18/15 | vs SFBK, W 84-74
3 players, 20+ pts: 11/14/19 | vs Vanderbilt |
Jacob Gilyard (26), Blake Francis (24), Nathan Cayo (20)
2 players, 25+ pts: 1/28/17 vs Duquesne
(T.J. Cline 34, ShawnDre' Jones 30)
Scored 50+ pts: Bob McCurdy (53) vs Appalachian St, 2/26/75
Scored 40-49: Bob McCurdy (46) vs West Virginia, 2/17/75
Scored 35-39: Tyler Burton (38) at Charleston, 11/14/22
Scored 30-34: Jacob Gilyard (32) vs VCU, 3/11/22
Scored 25-29: Tyler Burton (29) vs Bucknell, 12/21/22
Made 6+ 3PT FG: Tyler Burton vs Bucknell, 12/21/22 (6-6)
Made 15+ FT: Terry Allen (17) vs Cal, 11/27/15
Had 25+ Reb: George Grodzicki (25) vs GW, 12/6/61
Had 15+ Reb: Tyler Burton (15) vs Syracuse, 11/21/22
2 players w/ 10+ reb: Burton (12), Cayo (11), & Golden (10) at SLU, 1/2/22
Had 15+ assists: Greg Beckwith (16) vs Navy, 2/25/86
Had 10+ assists: Jacob Gilyard (11) at George Mason, 2/9/22
Had 5+ steals: Jacob Gilyard (6) vs Rhode Island, 3/10/22
Had 5+ blocks: Grant Golden (6) vs George Mason, 2/27/19
Multiple players with double-double: Gilyard (17 Pts 10 Ast) & Burton (12 Pts 13 Reb) vs UMass, 1/5/22
Triple-Double: T.J. Cline (19 pts 11 reb 12 assists) vs SLU, 3/4/17

SPIDERS W-L WHEN ...

	OVERALL	ATLANTIC 10
Scores 60 or more	7-3	--
Scores 70 or more	4-2	--
Scores 80 or more	3-1	--
Scores under 60	0-4	0-1
Allows under 60	5-2	--
Allows under 70	6-3	0-1
Allows 70 or more	1-4	--
Decided by 5 or less	0-5	0-1
Leading/tied, 5 min left	7-2	--
Trailing, 5 min left	0-5	0-1
Leading/tied, half	7-1	0-1
Trailing, half	0-6	--
Higher FG pct	7-0	--
Lower/Same FG pct	0-7	0-1
FG pct over 50	2-0	--
FG pct under 40	0-2	--
Outrebounded opponent	5-2	0-1
Outrebounded by opponent	2-5	--
Fewer/same turnovers	4-3	0-1
More turnovers	3-4	--
Fewer/same assists	1-4	0-1
More assists	6-3	--
Day (before 5p)	1-1	0-1
Night (5p or later)	6-6	--
White jersey	7-3	--
Blue jersey	0-4	0-1
Red jersey	--	--

THE BIG PICTURE

Peter Thomas returns to Richmond after originally serving as the team's Director of Basketball Operations from 2008 to 2013. Thomas, a Spiders captain as a senior in 2006-07, spent the previous nine seasons at Campbell, including the last five as associate head coach.

From last year's staff, Kevin Hovde is an assistant at Florida, Maurice Joseph is an assistant at Butler, and Rob Jones is associate head coach at Liberty.

VOICE OF THE SPIDERS

For the 40th straight season, Bob Black is handling play-by-play duties for Spider men's basketball broadcasts. Black also hosts an afternoon show on ESPN Richmond, the Spiders radio rights-holder.

Black is teamed with analyst Greg Beckwith, a member of the Richmond Athletics Hall of Fame who is second on UR's career assists and steals lists.

In addition to doing the ESPN Richmond radio broadcast for all Robins Center games on national TV, Black and Beckwith anchor the SpiderTV broadcast for all of Richmond's home games on regional TV. Those broadcasts are produced and directed by Richmond Athletics Video Specialist Blake Ellett.

WHO'S BACK, WHO'S NOT

With six players electing to use their additional year of COVID-19 eligibility to return to Richmond last season, the Spiders roster swelled to 20 players. With the eligibility of those six players expiring and two players leaving via transfer, UR's roster is at 16 players for 2022-23.

Richmond Entering This Season		
	Returning	Departing
Minutes	39%	61%
Points	37%	63%
Rebounds	44%	56%
Assists	23%	77%
Steals	36%	64%
Blocks	51%	49%

GILYARD, GOLDEN GO OUT ON TOP

Among the eight players not returning from the 2021-22 team are four of the top 25 scorers in program history: Nathan Cayo (1,385 points), Nick Sherod (1,415 points), Jacob Gilyard (2,039 points), and Grant Golden (2,236 points).

Gilyard and Golden combined for eight A-10 All-Conference selections during their Richmond careers and are both among the school's all-time leaders in games played, points, and assists.

All-Time Richmond Ranks		
	Jacob Gilyard	Grant Golden
Games	3rd	1st
Points	5th	2nd
Assists	1st	4th
Field Goals	6th	2nd

Golden also ranks third on Richmond's career rebounding list and is eighth in blocks.

Gilyard holds the NCAA D-I record for career steals (466), the A-10 record for career assists (782), and UR record for career three-pointers (332). Over the previous five seasons, Gilyard played 5,747 minutes for Richmond, over 500 more minutes than any other player in D-I over that span.

Following last season, Gilyard was given the Men's Basketball Senior CLASS Award, given to one senior or graduate student in recognition of his achievements in competition, character, the classroom, and one's community.

OFFENSIVE FLOW

Richmond runs a fast-paced offensive system that requires every player on the court to handle the ball, pass, and cut -- often on the same possession.

The Richmond offense embodies the concept of "position-less basketball." While shorter players will begin most possessions further away from the basket and taller players will begin most possessions on the wing or in the paint, they will rarely end up anywhere near where they started. Possessions are a frenzy of back-door cuts, entry passes to the high and low post, screens both on the ball and off the ball that, ideally, lead to an open high-percentage shot at the rim or from three-point range.

The Spiders excel at taking care of the ball, and have ranked in the top 25 in the nation in fewest turnovers per game in each of the previous four seasons (including ninth in 2021-22). Richmond has also ranked in the top 25 in D-I in assist-to-turnover ratio in each of the previous four seasons (including 16th in 2021-22) and in seven of the last eight seasons.

Richmond D-I Ranks		
	TO PG	Asst-TO Ratio
2021-22	9th	16th
2020-21	11th	23rd
2019-20	21st	9th
2018-19	11th	7th

MAN-TO-MAN 'D'

Richmond has played almost exclusively man-to-man defense in each of the previous three seasons after mostly relying on a match-up zone scheme for many years. Playing man-to-man, Richmond has ranked among D-I's top 100 defenses via KenPom's defensive efficiency metric in each of the previous three seasons (including 94th in 2021-22) after finishing outside the top 200 in 2017-18 (234th) and 2018-19 (287th).

ATTENDANCE OVERLOAD

Richmond men's basketball's average attendance during the 2021-22 season ranked 78th across Division I, marking the first time the Spiders have finished in the top 80 in the nation since 1992-93. An average crowd of 6,072 attended Richmond's 15 home games last season.

Richmond has ranked in the top 100 in the nation in attendance in each of the previous 10 seasons (not including 2020-21), but 2021-22 is UR's best ranking since 1992-93, when the Spiders finished 69th in D-I with an average crowd of 7,214 in coach Dick Tarrant's final season.

Only two Atlantic 10 schools, Dayton and VCU, played in front of larger crowds than the Spiders in 2021-22. It's the first time Richmond has finished in the top three in the conference in attendance since 2017-18.

With a total enrollment of 4,002 last year, Richmond was the smallest school in the nation to average at least 6,000 fans in 2021-22, the 50th season of basketball at UR's Robins Center.

NEW THREADS

The Spiders have new red alternate uniforms this season as the University of Richmond enters the second year of a five-year deal with adidas to become the official athletic footwear, apparel and accessory brand for the University of Richmond. The agreement runs through June 2026.

BIG GAMES

20-POINT GAMES

NAME	CAREER	LAST
Tyler Burton	18	21 (George Mason, 12/31/22)
Neal Quinn	7 (7 at Lafayette)	20 (Holy Cross, 2/21/22)
Jason Roche	7 (7 at Citadel)	23 (Citadel, 2/10/22)
Matt Grace	1	20 (Bucknell, 12/21/22)
Jason Nelson	1	21 (UNI, 11/11/22)
Isaiah Bigelow	1 (1 at Wofford)	28 (No. Greenville, 12/13/19)

DOUBLE-FIGURE SCORING GAMES

NAME	CAREER	LAST
Tyler Burton	64	21 (George Mason, 12/31/22)
Neal Quinn	42 (38 at Lafayette)	14 (Coppin St, 12/28/22)
Isaiah Bigelow	25 (19 at Wofford)	17 (FDU, 12/13/22)
Jason Roche	23 (19 at Citadel)	16 (Coppin St, 12/28/22)
Andre Gustavson	11	10 (Toledo, 11/30/22)
Matt Grace	8	15 (George Mason, 12/31/22)
Jason Nelson	7	12 (Bucknell, 12/21/22)
Dji Bailey	1	10 (Mississippi St, 11/27/21)

DOUBLE-FIGURE REBOUNDING GAMES

NAME	CAREER	LAST
Tyler Burton	20	15 (Syracuse, 11/21/22)
Neal Quinn	7 (7 at Lafayette)	10 (American, 2/2/22)
Isaiah Bigelow	5 (4 at Wofford)	12 (GMU, 12/31/22)

DOUBLE-FIGURE ASSIST GAMES

NAME	CAREER	LAST
Neal Quinn	1 (1 at Lafayette)	10 (NJIT, 12/5/21)
Andre Gustavson	1	10 (Georgetown, 11/28/18)

DOUBLE-DOUBLES

NAME	CAREER	LAST
Tyler Burton	19	13 Pts 15 Reb (11/21/22)
Neal Quinn	7 (7 at Lafayette)	22 Pts 10 Reb (2/2/22)
Isaiah Bigelow	2 (1 at Wofford)	16 Pts 11 Reb (11/17/22)

SPIDERS IN OVERTIME

All-Time Record: 79-56
 2022-23 OT Record: 0-2
 Last OT Game: L vs Syracuse, 74-71, 11/21/22
 Last OT Win: W vs Vanderbilt, 93-92, 11/14/19
 Last OT Loss: L vs Syracuse, 74-71, 11/21/22
 Double OT Record: 12-11
 Last 2OT Game: W at GW, 98-90, 1/28/16
 Triple OT Record: 8-1
 Last 3OT Game: L, vs. Saint Louis, 85-72, 2/8/09
 Home OT Record: 42-20
 Last Home OT Game: W vs Vanderbilt, 93-92, 11/14/19
 Road OT Record: 27-31
 Last Road OT Game: L at Charleston, 92-90, 11/14/22
 Neutral OT Record: 10-5
 Last Neutral OT Game: L vs Syracuse, 74-71, 11/21/22

SPIDERS BY THE NUMBERS

- 10 NCAA Tournament Appearances
- 7 Conference Championships
- 9 NCAA Tournament Wins/2 Sweet Sixteens
- 9 NCAA tourney wins when seeded 12th or higher (more than twice as many as any other school)
- 1st 15-seed to beat a 2-seed (1991 vs Syracuse)
- 27 Professional Players under Chris Mooney
- 15 Wins over Top 25 since 2008



WHERE THE SPIDERS DWELL

ROBINS CENTER

Built in 1972 through the generosity of the E. Claiborne Robins family, the Robins Center is in its 51st season as one of the premier small-school college basketball arenas in the nation.

In its 50th season in 2021-2022, an average crowd of 6,072 attended Richmond's home games, which ranked 78th across Division I and marked the first time the Spiders have finished in the top 80 in average attendance in the nation since 1992-93. That year, an average crowd of 7,214 attended UR home games during legendary coach Dick Tarrant's final season.

Only two Atlantic 10 schools, Dayton and VCU, played in front of larger crowds than the Spiders in 2021-22. With a total enrollment of 4,002, Richmond was the smallest school in the nation to average at least 6,000 fans in 2021-22, the 50th season of basketball at UR's Robins Center.

The facility is much more than a basketball arena, however. The Robins Center has been home to addresses by world leaders, University commencements, WTA Tour events, track competitions, water polo matches, concerts, a 1992 Presidential Debate, and more.

Renovations to the lower level of the building in 2018 resulted in the creation of the Blandford-Everett Student-Athlete Performance Center, which provides Richmond's student-athletes with the latest strength and conditioning equipment, access to a nutrition fueling center, and a state-of-the-art sports medicine facility.

The arena underwent a \$17 million renovation in 2013 that revamped the lighting system and installed four 33' x 15' video boards in the corner sections. The renovation also reduced the arena's capacity from more than 9,000 to its current 7,201.



Capacity	7,201
Season	51st
1st Game	12/3/1972 (L vs Maryland)
All-Time Record	482-229 (6-1 this season)
2021-22 Average Attendance	6,072 (+71)
2021-22 D-I Attendance Rank	78th (best since 1992-93)
2021-22 Sellouts	1 (VCU)
Most Home Wins In A Season	16 (2014-15)

QUEALLY ATHLETICS CENTER

The Queally Athletics Center is the everyday home of Spiders basketball.

Opened in October 2020 following 18 months of construction, the \$15 million practice facility's centerpiece is the Breed Family Practice Court. The gym includes a replica of the Robins Center court plus two additional half-courts and two more retractable baskets on the sidelines of the main court, for a total of six in the facility. Steps from the court is a 20-seat theater that allows for instant review of practice film and diagramming of offensive and defensive schemes.

The Boggs Strength and Conditioning Room, used exclusively by the men's and women's basketball teams, abuts the court's endline and is separated only by a pair of see-through retractable overhead doors. A six-table Sports Medicine suite, a hydrotherapy room with two pools, and the Bugg Fueling Station all border the strength and conditioning area and form the Ball Family Training Center.

Locker rooms and lounges for the men's and women's teams are also located on the ground floor, while the second floor includes Spider Hall, the main entrance to the Queally Athletics Center. The space, which serves to engage fans and alumni in celebration of the proud tradition of Richmond Athletics, features a giant video board as well as entrances to Millhiser Gymnasium and the University's new Student Well-Being Center, which are both adjacent to the QAC.

Head coach Chris Mooney believes that the facility will have a tremendous impact on his team. "The Queally Athletic Center will transform our entire basketball program. Our student-athletes will utilize the amenities of the physical structure each and everyday as prospective Spiders see the facility and anticipate their future at Richmond," said Mooney.

The facility is named for 1986 alumni Paul and Anne-Marie Queally, longtime supporters of the University of Richmond who contributed a \$7.5 million lead gift to launch the fundraising efforts for the new center.



MILLHISER GYMNASIUM (MILL-high-zer)

As it enters its second century, one of the most historic and celebrated buildings on the University of Richmond campus has been completely renovated and now houses the Millhiser Student-Athlete Development Center and offices for both the men's basketball and women's basketball staffs.

The newest version of Millhiser Gymnasium opened in fall 2020 after being refurbished as part of the University's construction of the Queally Athletics Center and the Student Well-Being Center. A mezzanine level was installed to provide office suites for Richmond's basketball programs while the first floor, which still includes the historic gymnasium court surface, is the site of the Student-Athlete Development Center. The Center includes study and meeting spaces for Richmond's student-athletes as well as offices for Richmond Athletics' Academic Services and Leadership Development departments.

Millhiser's entry hall includes a restored classroom that overlooks the Queally Athletic Center's practice court and a recruiting room with end-zone views of Robins Stadium.

As part of Richmond's commitment to a sensitive restoration of the facility, many of Millhiser's iconic arched windows, which had been bricked in for decades, were re-opened.

Millhiser Gymnasium opened in 1921 and was Richmond's home court between 1922 and 1946.



TEAM GAME-BY-GAME

Opponent	Date	Score	W	L	Total		3-Pointers		Free throws		Rebounds										
					FG-FGA	PCT	3FG-3FGA	PCT	FT-FTA	PCT	OFF	DEF	TOT	AVG	PF	A	TO	BLK	STL	PTS	AVG
VMI	11/07/2022	69-48	W		23-51	.451	7-28	.250	16-29	.552	9	35	44	44.0	16	13	10	5	5	69	69.0
UNI	11/11/2022	68-55	W		24-53	.453	8-27	.296	12-15	.800	6	32	38	41.0	12	10	11	4	4	68	68.5
at Col. of Charleston	11/14/2022	90-92	Lot		28-63	.444	11-26	.423	23-27	.852	8	30	38	40.0	19	13	15	3	7	90	75.7
Wichita St.	11/17/2022	53-56	L		20-53	.377	8-29	.276	5-7	.714	7	22	29	37.3	17	13	13	1	6	53	70.0
vs Syracuse	11/21/2022	71-74	Lot		27-66	.409	13-31	.419	4-9	.444	20	24	44	38.6	12	16	18	0	5	71	70.2
vs Temple	11/22/2022	61-49	W		23-53	.434	7-19	.368	8-12	.667	9	23	32	37.5	11	13	10	3	8	61	68.7
at Toledo	11/30/2022	67-90	L		21-58	.362	11-27	.407	14-20	.700	9	22	31	36.6	20	13	13	3	7	67	68.4
at William & Mary	12/03/2022	57-58	L		21-52	.404	9-24	.375	6-7	.857	6	21	27	35.4	10	14	11	7	5	57	67.0
Drake	12/10/2022	82-52	W		30-55	.545	5-18	.278	17-22	.773	3	38	41	36.0	19	9	15	2	7	82	68.7
Fairleigh Dickinson	12/13/2022	77-48	W		29-55	.527	13-31	.419	6-7	.857	5	34	39	36.3	6	19	14	4	5	77	69.5
vs Clemson	12/17/2022	57-85	L		21-51	.412	7-22	.318	8-15	.533	3	26	29	35.6	15	9	15	2	5	57	68.4
Bucknell	12/21/2022	81-71	W		30-60	.500	14-26	.538	7-9	.778	5	19	24	34.7	14	17	6	1	6	81	69.4
Coppin St.	12/28/2022	83-65	W		27-54	.500	11-28	.393	18-24	.750	5	28	33	34.5	13	19	9	2	8	83	70.5
at George Mason	12/31/2022	58-62	L		22-55	.400	6-21	.286	8-16	.500	10	25	35	34.6	21	8	10	0	6	58	69.6
Total		974			346-779	.444	130-357	.364	152-219	.694	105	379	484	34.6	205	186	170	37	84	974	69.6
Opponents		905			330-804	.410	103-330	.312	142-211	.673	124	353	477	34.1	235	159	161	44	93	905	64.6

Richmond Averages

Games Played	Points/ game	FG Pct	3FG Pct	FT Pct	Rebounds/ game	Assists/ game	Turnovers/ game	Assist/Turnover ratio	Steals/ game	Blocks/ game
14	69.6	44.4	36.4	69.4	34.6	13.3	12.1	1.1	6.0	2.6

OPPONENT GAME-BY-GAME

			Total		3-Pointers		Free throws		Rebounds											
Opponent	Date	Score		FG-FGA	PCT	3FG-3FGA	PCT	FT-FTA	PCT	OFF	DEF	TOT	AVG	PF	A	TO	BLK	STL	PTS	AVG
VMI	11/07/2022	69-48	W	16-64	.250	7-33	.212	9-14	.643	15	24	39	39.0	25	6	12	1	2	48	48.0
UNI	11/11/2022	68-55	W	20-61	.328	3-22	.136	12-17	.706	11	25	36	37.5	15	5	8	2	7	55	51.5
at Col. of Charleston	11/14/2022	90-92	Lot	32-72	.444	10-35	.286	18-24	.750	14	27	41	38.7	23	17	13	7	11	92	65.0
Wichita St.	11/17/2022	53-56	L	20-48	.417	4-17	.235	12-18	.667	9	27	36	38.0	13	6	13	1	8	56	62.8
vs Syracuse	11/21/2022	71-74	Lot	30-63	.476	7-18	.389	7-11	.636	9	18	27	35.8	12	11	6	9	10	74	65.0
vs Temple	11/22/2022	61-49	W	18-49	.367	10-27	.370	3-7	.429	9	24	33	35.3	18	15	16	5	1	49	62.3
at Toledo	11/30/2022	67-90	L	31-63	.492	9-22	.409	19-23	.826	10	33	43	36.4	18	19	9	4	11	90	66.3
at William & Mary	12/03/2022	57-58	L	23-51	.451	9-21	.429	3-4	.750	6	24	30	35.6	12	13	14	1	6	58	65.3
Drake	12/10/2022	82-52	W	18-56	.321	3-21	.143	13-18	.722	4	24	28	34.8	21	5	13	3	6	52	63.8
Fairleigh Dickinson	12/13/2022	77-48	W	19-61	.311	7-27	.259	3-4	.750	8	21	29	34.2	13	12	11	0	10	48	62.2
vs Clemson	12/17/2022	57-85	L	32-66	.485	12-26	.462	9-13	.692	12	28	40	34.7	13	20	8	5	9	85	64.8
Bucknell	12/21/2022	81-71	W	25-51	.490	11-23	.478	10-18	.556	8	25	33	34.6	13	13	15	3	3	71	64.8
Coppin St.	12/28/2022	83-65	W	24-54	.444	8-22	.364	9-13	.692	4	24	28	34.1	22	8	13	0	4	65	64.8
at George Mason	12/31/2022	58-62	L	22-45	.489	3-16	.188	15-27	.556	5	29	34	34.1	17	9	10	3	5	62	64.6
Total		905		330-804	.410	103-330	.312	142-211	.673	124	353	477	34.1	235	159	161	44	93	905	64.6
Richmond		974		346-779	.444	130-357	.364	152-219	.694	105	379	484	34.6	205	186	170	37	84	974	69.6

Opponents Averages

Games Played	Points/ game	FG Pct	3FG Pct	FT Pct	Rebounds/ game	Assists/ game	Turnovers/ game	Assist/Turnover ratio	Steals/ game	Blocks/ game
14	64.6	41.0	31.2	67.3	34.1	11.4	11.5	1.0	6.6	3.1

PTS-REB-AST

Opponent	Date	Score	1	2	3	4	5	10	11	12	15	21	22
			NELSON,JAS	RANDOLPH,M	BURTON,TYL	BAILEY,DJ	CRABTREE,C	WEAVER,LIA	ROCHE,JASO	DREAD,MALC	GRACE,MATT	WALZ,MIKE	GUSTAVSON,
VMI	11/07/2022	69-48 W	13-2-3	5-1-0	12-11-2	7-8-1	DNP	DNP	6-3-0	DNP	1-4-3	0-1-0	5-2-1
UNI	11/11/2022	68-55 W	21-3-2	5-1-0	11-9-0	0-2-0	DNP	DNP	14-2-0	0-0-0	6-3-5	0-0-0	3-3-0
at Col. of Charleston	11/14/2022	90-92 Lot	10-3-4	0-1-0	38-6-4	0-1-0	DNP	DNP	3-3-0	DNP	16-5-3	DNP	4-4-1
Wichita St.	11/17/2022	53-56 L	7-4-7	0-0-0	15-8-1	1-0-2	DNP	DNP	6-2-0	DNP	DNP	DNP	2-1-1
vs Syracuse	11/21/2022	71-74 Lot	14-4-6	0-0-0	13-15-2	5-4-2	DNP	DNP	12-5-1	DNP	DNP	DNP	2-1-3
vs Temple	11/22/2022	61-49 W	13-4-2	3-3-3	18-6-3	0-1-0	DNP	DNP	6-2-0	DNP	DNP	DNP	12-6-2
at Toledo	11/30/2022	67-90 L	5-2-2	3-3-0	15-9-2	5-2-4	0-0-0	DNP	14-1-0	DNP	DNP	DNP	10-2-1
at William & Mary	12/03/2022	57-58 L	3-3-0	3-1-1	26-3-2	2-2-0	DNP	DNP	0-0-0	DNP	3-5-5	DNP	5-4-3
Drake	12/10/2022	82-52 W	19-4-1	0-2-0	17-7-2	2-4-1	3-0-0	DNP	7-1-0	DNP	4-6-2	4-3-0	2-2-0
Fairleigh Dickinson	12/13/2022	77-48 W	9-2-5	3-2-0	12-9-1	3-2-3	0-3-1	0-0-0	9-3-1	0-2-0	4-2-2	2-0-0	3-2-1
vs Clemson	12/17/2022	57-85 L	0-2-2	6-0-1	21-7-1	DNP	2-1-0	DNP	6-2-0	DNP	0-4-1	0-2-1	2-1-0
Bucknell	12/21/2022	81-71 W	12-2-2	0-0-0	29-5-3	DNP	DNP	DNP	7-2-1	DNP	20-4-3	DNP	7-4-4
Coppin St.	12/28/2022	83-65 W	8-1-4	5-0-1	20-8-1	DNP	0-0-0	DNP	16-3-0	DNP	8-1-2	0-2-0	8-8-2
at George Mason	12/31/2022	58-62 L	8-4-2	7-0-0	21-6-0	DNP	0-0-0	DNP	2-2-0	DNP	15-1-2	DNP	0-2-2
Opponent	Date	Score	24	25	32	34	35						
			BIGELOW,IS	SOUTHALL,Q	QUINN,NEAL	ARIZIN,GAB	NOYES,AIDA						
VMI	11/07/2022	69-48 W	11-4-0	DNP	7-7-3	DNP	2-0-0						
UNI	11/11/2022	68-55 W	0-7-0	DNP	8-5-3	0-1-0	0-0-0						
at Col. of Charleston	11/14/2022	90-92 Lot	15-8-1	DNP	4-2-0	DNP	DNP						
Wichita St.	11/17/2022	53-56 L	16-11-1	DNP	6-2-1	DNP	DNP						
vs Syracuse	11/21/2022	71-74 Lot	17-2-0	DNP	8-9-2	DNP	DNP						
vs Temple	11/22/2022	61-49 W	3-2-0	DNP	6-8-3	DNP	DNP						
at Toledo	11/30/2022	67-90 L	12-6-0	DNP	3-3-4	DNP	0-0-0						
at William & Mary	12/03/2022	57-58 L	5-6-0	DNP	10-1-3	DNP	DNP						
Drake	12/10/2022	82-52 W	7-5-0	DNP	17-6-3	DNP	0-1-0						
Fairleigh Dickinson	12/13/2022	77-48 W	17-6-2	0-0-0	9-5-3	0-0-0	6-1-0						
vs Clemson	12/17/2022	57-85 L	5-5-0	DNP	10-2-3	DNP	5-0-0						
Bucknell	12/21/2022	81-71 W	4-3-1	DNP	2-4-3	DNP	DNP						
Coppin St.	12/28/2022	83-65 W	4-6-2	DNP	14-4-7	DNP	0-0-0						
at George Mason	12/31/2022	58-62 L	1-12-0	DNP	4-2-2	DNP	DNP						



SPECIALTY STATS

DATE	OPPONENT	PTS/TO	PAINT	2ND CHANCE	FAST BREAK	BENCH	TIES	LEAD CHANGES	LEADING	TRAILING	LEAD LOST/DEFICIT OVERCOME
11/7	VMI	12	30	7	14	31	0	1	32:06	6:19	Trailed by 5 (1st - 17:50)
11/11	Northern Iowa	7	30	8	0	19	5	4	31:08	5:19	Trailed by 4 (1st - 14:25)
11/14	Charleston	11	30	7	7	18	4	2	6:01	36:59	Led by 5 (OT - 2:44)
11/17	Wichita State	14	18	6	11	7	1	6	4:47	32:48	Led by 6 (2nd - 9:35)
11/21	Syracuse	8	26	9	10	17	8	16	13:30	24:51	Led by 5 (2nd - 5:54)
11/22	Temple	16	26	11	4	9	2	5	25:17	13:27	Trailed by 9 (1st - 8:59)
11/30	Toledo	15	18	13	7	22	2	12	7:16	31:34	Led by 3 (1st - 13:02)
12/3	William & Mary	17	22	7	2	13	2	5	8:02	29:11	Led by 6 (2nd - 4:22)
12/10	Drake	16	46	4	12	23	0	0	38:28	--	--
12/13	Fairleigh Dickinson	19	32	8	0	40	0	0	39:34	--	--
12/17	Clemson	3	26	2	3	24	0	0	--	39:17	--
12/21	Bucknell	20	32	5	6	11	1	5	29:24	8:36	Trailed by 5 (1st - 14:16)
12/28	Coppin State	14	28	6	4	25	8	12	32:07	3:41	Trailed by 4 (1st - 5:37)
12/31	George Mason	6	20	9	0	10	6	8	17:21	17:44	Led by 6 (1st - 12:37)

UNIVERSITY OF RICHMOND FACTS

- Ranked 18th among "Best Liberal Arts Colleges" (US News & World Report)

According to the Princeton Review:

- Ranked 3rd for "Most Beautiful Campus"
- Ranked 5th for Best Athletic Facilities
- No. 7 "Best-Run" college in the country
- Ranked 8th for "Best Classroom Experience"
- Ranked 10th for "Quality of Life"

Robins Business School ranked 18th in nation (Poets & Quants)

8:1 faculty-staff ratio; two-thirds of classes have < 20 students

University endowment valued at more than \$3.3 billion

Founded in 1830, sixth oldest school in Virginia

UNIVERSITY OF RICHMOND ALUMNI

Kenny Atkinson Former Brooklyn Nets Head Coach

Sean Casey Three-Time MLB All-Star

Joe Douglas New York Jets General Manager

Tim Finchem Former PGA TOUR Commissioner

Douglas Freeman Historian, 2-time Pulitzer Prize winner

Tim Hightower Former NFL Running Back

Melanie Healey Former Procter & Gamble President

Brian Jordan Former MLB & NFL Player

Todd McShay ESPN NFL Draft Analyst

Leland Melvin NASA Astronaut

Johnny Newman Former NBA Player (UR's all-time leading scorer)

Lil Dicky Rapper & star of FX's *Dave*



FAMILY BUSINESS

Several Spiders have family members who participated in college athletics.

Tyler Burton's father Quinton played at Providence and helped the Friars to a pair of NCAA Tournament appearances in 1989 and 1990. He scored 11.1 PPG as a senior. When he was being recruited, his final two schools were Providence and Richmond.

Gabe Arizin is the grandson of Basketball Hall-of-Famer Paul Arizin, a 10-time NBA All-Star who twice led the league in scoring. He attended Villanova and led the nation in scoring as a senior in 1950. His No. 11 jersey has been retired by the school. He was inducted into the College Basketball Hall of Fame in 2006. Gabe's father Mike played at William & Mary and La Salle. He earned All Southern-Conference honors following his freshman and sophomore seasons at W&M.

Jason Nelson's father Jason Nelson Sr. played basketball at Virginia Union University and was a member of the school's 2005 team that won the NCAA Division II National Championship. Malcolm Dread's brother Myles plays basketball at Penn State, and his father Aaron played basketball at Millersville University in Pennsylvania.

Connor Crabtree has had three members of his immediate family play college basketball. His dad Keith and his mom Carol played basketball at Longwood University. His older brother Keegan played at D-II Lees-McCrae College.


Andre Gustavson's younger brother Nikolas plays basketball at North Alabama in the Atlantic Sun conference. His mother Natali played for the Azerbaijan national women's basketball team.

Matt Grace's father Kelly played at Brock University in Canada, where he scored more than 1,500 points and collected more than 1,000 rebounds. Grace's younger brother Mike plays lacrosse at the Rochester Institute of Technology.

Jason Roche's cousin Christine Cleary played basketball at Wisconsin, while another cousin Joe Cleary ran track for the Badgers.

Quentin Southall is the son of Cornelius Southall, who played defensive back for Notre Dame and led the Irish to a national championship in 1988.

Neal Quinn's dad William played college golf at St. John's University, and Liam Weaver's father Tim ran track at Tulsa.



PAUL ARIZIN

SPIDER BITES

BASKETBALL (AND OTHER THINGS)

Who is the greatest basketball player of all time? More than half (9 of 16, or 56 percent) chose LeBron James. Michael Jordan, with four votes, was the only other player picked more than once. When it comes to athletic skills off the court, five Spiders (Dji Bailey, Isaiah Bigelow, Malcolm Dread, Jason Nelson, Marcus Randolph) named football as their best sport outside of basketball, edging out golf and baseball (three votes each) as the most popular answer. The choice was easy for Liam Weaver, a three-time All-State soccer selection in high school, and Canadian Matt Grace, who went with a national obsession in ice hockey. Tyler Burton chose tennis, while Neal Quinn said he excels at a different racket sport: badminton. When it comes to playing basketball for Richmond, half of the Spiders said they prefer to wear UR's home whites uniform, twice as many as both road blues and alternate reds (both 25 percent).



FOOD FOR THOUGHT

The Spiders recognize the need to load up on food that will give them the fuel needed to make it through the day. Broccoli is the favorite vegetable of a team-high five Spiders (31 percent), while pineapples, strawberries, and watermelons split the favorite fruit title, with three votes each. When that extra kick needs to come from more artificial sources, the Spiders are divided on a preferred caffeine source, with five players each choosing coffee, tea, and energy drinks. Of course, even the most healthy-minded college students can lose their way at times. When that happens, the Spiders prefer Chick-fil-A as their fast food restaurant of choice (7 of 16 votes, four more than any other restaurant) and will choose pepperoni on their pizza (the favorite topping for eight Spiders, five more than runner-up bacon). When the Spiders are forced to cook for themselves, their best bet seems to be pasta. Six of the 16 Spiders said the best dish they can cook involves some type of noodle, including everything from chicken alfredo (Isaiah Bigelow & Michael Walz) to the somewhat less-refined ramen noodles (Marcus Randolph).

STAGE FRIGHT

Overall, the Spiders are a brave bunch. 75 percent of them have no problems riding roller coasters (although Dji Bailey, Connor Crabtree, Malcolm Dread, and Aidan Noyes will pass). And six of them (38 percent) have braved the tattoo needle, with Mo Dread sporting a team-high eight tattoos. When forced to confess one thing they are afraid of, a team-high four players chose heights (Jason Nelson, Aidan Noyes, Jason Roche, Michael Walz). Other answers included clowns (Dji Bailey), cockroaches (Andre Gustavson), dolls (Quentin Southall), snakes (Neal Quinn), and -- incredibly -- Spiders, with Tyler Burton, Connor Crabtree, and Liam Weaver saying they are afraid of the UR mascot. Spider-Man is the favorite superhero of three Spiders (Isaiah Bigelow, Andre Gustavson, Quentin Southall), the second-most popular choice among the team but far behind Batman, the favorite superhero of 11 Spiders (69 percent).



LEISURE WEAR

The life of a Division I student-athlete doesn't allow for a great deal of leisure time, but when they do get some time for recreation and vacation, 11 of the 16 Spiders are more likely to head to the ocean rather than a lake (four) or river (one - Jason Nelson, a native of Richmond, Va. AKA River City). Opinions are more divided when it comes to the ideal climate, season, or place to travel. By a nine to seven margin, the Spiders say they would rather be cold than hot. But spring is the season of choice for a team-high seven Spiders, with summer, fall, and winter each receiving three votes. When it comes to international travel, Ireland would be the preferred destination for a team-high three Spiders (Malcolm Dread, Neal Quinn, Jason Roche). The other countries to receive multiple votes were Japan (Dji Bailey, Liam Weaver), Greece (Tyler Burton, Michael Walz), Italy (Connor Crabtree, Quentin Southall), and Burkina Faso (Gabe Arizin, Matt Grace). When vacation turns to staycation, the Spiders have opinions about how to fill their free time. A team-high five players say The Lion King is their favorite Disney movie, narrowly edging out Ratatouille (three votes). For a second-screen experience while watching Simba, the Spiders choose Instagram as their favorite social media app, with IG outpacing twitter nine votes to five. Two Spiders, Connor Crabtree and Malcolm Dread, opt for Tik Tok instead.



TURN ME UP

When it comes time to get ready for a game, a team-high five Spiders said Drake is the artist most likely to be on their headphones. Lil Baby (four), J-Cole (two), and Rod Wave (two) also received multiple votes. While all 16 Spiders chose rap as their preferred pregame music, their responses when they were asked about the first concert they ever attended were more varied. Gabe Arizin's first concert was a show by the Black-Eyed Peas, while Jason Roche's was country singer Luke Bryan. Liam Weaver (Train) and Matt Grace (Weezer) saw alternative rock acts at their first concerts, while Tyler Burton opted for something a little harder, attending a Marilyn Manson and Rob Zombie show. The least surprising answer came from Marcus Randolph, who said his first concert was a show by Robert Randolph and the Family Band. His father, Marcus Randolph Sr., is the drummer of the four-time Grammy-nominated blues/funk/gospel group.



INDIVIDUAL GAME HIGHS

POINTS	38		Tyler Burton at Col. of Charleston (11/14/2022)
	29		Tyler Burton vs Bucknell (12/21/2022)
	26		Tyler Burton at William & Mary (12/03/2022)
	21		Tyler Burton at George Mason (12/31/2022)
	21		Tyler Burton vs Clemson (N) (12/17/2022)
	21		Jason Nelson vs UNI (11/11/2022)
FIELD GOALS MADE	13		Tyler Burton at Col. of Charleston (11/14/2022)
	11		Tyler Burton vs Bucknell (12/21/2022)
FIELD GOAL ATTEMPTS	21		Tyler Burton at William & Mary (12/03/2022)
	20		Tyler Burton at Col. of Charleston (11/14/2022)
FIELD GOAL PERCENTAGE (min 5 made)	.889	(8-9)	Neal Quinn vs Drake (12/10/2022)
	.875	(7-8)	Neal Quinn vs Coppin St. (12/28/2022)
3 PT FG MADE	6		Tyler Burton vs Bucknell (12/21/2022)
	4		Jason Roche vs Coppin St. (12/28/2022)
	4		Matt Grace vs Bucknell (12/21/2022)
	4		Tyler Burton at William & Mary (12/03/2022)
	4		Jason Roche at Toledo (11/30/2022)
	4		Jason Nelson vs Syracuse (N) (11/21/2022)
	4		Jason Roche vs Syracuse (N) (11/21/2022)
	4		Tyler Burton at Col. of Charleston (11/14/2022)
	4		Jason Roche vs UNI (11/11/2022)
3 PT FG ATTEMPTS	10		Isaiah Bigelow vs Wichita St. (11/17/2022)
	9		Matt Grace at George Mason (12/31/2022)
	9		Isaiah Bigelow vs Syracuse (N) (11/21/2022)
3 PT FG PERCENTAGE (min 2 made)	1.000	(6-6)	Tyler Burton vs Bucknell (12/21/2022)
	1.000	(3-3)	Jason Nelson vs Drake (12/10/2022)
	1.000	(2-2)	Andre Gustavson vs Coppin St. (12/28/2022)
	1.000	(2-2)	Andre Gustavson at Toledo (11/30/2022)
	1.000	(2-2)	Matt Grace at Col. of Charleston (11/14/2022)
FREE THROWS MADE	8		Tyler Burton at Col. of Charleston (11/14/2022)
	7		Tyler Burton vs Drake (12/10/2022)
	7		Tyler Burton at Toledo (11/30/2022)
FREE THROW ATTEMPTS	9		Tyler Burton vs Coppin St. (12/28/2022)
	9		Tyler Burton vs Drake (12/10/2022)
	9		Tyler Burton at Toledo (11/30/2022)
FREE THROW PERCENTAGE (min 3 made)	1.000	(8-8)	Tyler Burton at Col. of Charleston (11/14/2022)
	1.000	(6-6)	Isaiah Bigelow at Col. of Charleston (11/14/2022)
	1.000	(4-4)	Jason Roche vs Coppin St. (12/28/2022)
	1.000	(4-4)	Neal Quinn at William & Mary (12/03/2022)
	1.000	(4-4)	Matt Grace at Col. of Charleston (11/14/2022)
	1.000	(3-3)	Isaiah Bigelow vs Wichita St. (11/17/2022)
REBOUNDS	15		Tyler Burton vs Syracuse (N) (11/21/2022)
	12		Isaiah Bigelow at George Mason (12/31/2022)
ASSISTS	7		Neal Quinn vs Coppin St. (12/28/2022)
	7		Jason Nelson vs Wichita St. (11/17/2022)
STEALS	3		Jason Roche vs Coppin St. (12/28/2022)
	3		Andre Gustavson vs Bucknell (12/21/2022)
	3		Tyler Burton vs Clemson (N) (12/17/2022)
	3		Tyler Burton at William & Mary (12/03/2022)
BLOCKED SHOTS	3		Neal Quinn vs Fairleigh Dickinson (12/13/2022)
	3		Matt Grace at William & Mary (12/03/2022)
TURNOVERS	5		Neal Quinn vs Clemson (N) (12/17/2022)
	5		Jason Nelson vs Wichita St. (11/17/2022)
	5		Tyler Burton at Col. of Charleston (11/14/2022)





CHRIS MOONEY

HEAD COACH

18th SEASON

PRINCETON, 1994

In his first 17 seasons at Richmond, Chris Mooney led the Spiders to their only two Atlantic 10 championships, three NCAA Tournaments, seven 20-win seasons, and nine postseason appearances while amassing more wins than any other coach in program history (312 entering the 2022-23 season).

Mooney ranks among the longest-tenured and most successful coaches in Atlantic 10 history. The 2022-23 season is Mooney's 18th with the Spiders, giving him the third-longest tenure by a coach at a single school in conference history (John Chaney - 24 seasons at Temple; Phil Martelli - 24 seasons at Saint Joseph's). In his first 17 seasons, Mooney amassed 154 conference wins, the fourth most by a coach in A-10 history, and 312 total wins, the fifth most by a coach in A-10 history. Mooney is one of 11 coaches to ever win multiple A-10 titles, and only four coaches have won more A-10 championships than Mooney's two: John Chaney (6), John Calipari (5), Phil Martelli (3), and Fran Dunphy (3).

In 2021-22, Mooney and the Spiders captured the second A-10 title in program history and upset Big Ten champion Iowa in the First Round of the NCAA Tournament. Richmond won four games in four days to win the Atlantic 10, opening with a win against 11-seed Rhode Island and then defeating 3-seed VCU, 2-seed Dayton, and 1-seed Davidson. The Spiders overcame 15-point deficits against URI and Dayton, two of UR's six comeback wins of 14 or more points during the season, and defeated Davidson 64-62 in the A-10 final after trailin'g by six points with 90 seconds remaining. Richmond earned a 12 seed in the Midwest Region of the NCAA Tournament and a match up with Big Ten champion Iowa, a 5 seed, in the First Round. Days after being named Most Outstanding Player of the A-10 Tournament, Jacob Gilyard led all players with 24 points and six assists and Nathan Cayo recorded a pair of 'And-1's' in the final 90 seconds to lead UR to a 67-63 win and secure the sixth trip to the Second Round of the NCAA Tournament in program history. The win was Richmond's ninth NCAA Tournament win when seeded 12th or lower, more than twice as many as any other school in Tournament history. Richmond finished 24-13, the fourth-most wins ever by a Spiders team, and Mooney was named UR's Coach of the Year by the school's Student-Athlete Advisory Council (SAAC). After setting the NCAA Division I career steals record in December, Gilyard was a semifinalist for the Naismith National Defensive Player of the Year, a Lefty Driesell Defensive All-American, and the Virginia State Defensive Player of the Year. In April, he won the Senior CLASS Award as the top senior or graduate student-athlete in NCAA Division I Men's Basketball. Gilyard also earned A-10 All-Conference honors for a fourth straight season. Tyler Burton led Richmond in scoring and rebounding and was named Second Team All-Atlantic 10 by the conference and First Team All-Atlantic 10 by the NABC. Burton totaled the 14th-most points, 594, and the seventh-most rebounds, 285, in a season in program history. Grant Golden was named to the A-10 All-Tournament Team and finished his Spiders career with the second-most points (2,246), third-most rebounds (1,015), and fourth-most assists (476) in Spiders history.

Mooney and the Spiders posted a 14-9 record in the COVID-shortened 2020-21 season and advanced to the quarterfinals of the NIT. Richmond opened the season by winning the Bluegrass Showcase in Lexington, Ky. The Spiders beat 10th-ranked Kentucky in the final game for the program's first road win ever vs a team in the top 10 of the Associated Press Poll. UR rose as high as 19th in the AP Top 25 during its 4-0 start, the best ranking for the Spiders since December 1957. Richmond earned a 2-seed in the NIT and defeated MAC regular-season champion Toledo in the First Round despite playing without its two leading scorers, Blake Francis and Grant Golden, who were sidelined with injuries. Jacob Gilyard broke Richmond's career assists record while leading the nation in steals for a second straight season and being named a Lefty Driesell Defensive All-American. Tyler Burton earned the A-10's Chris Daniels Award, given to the conference's most improved player. He was one of four Spiders to earn A-10 honors, as Francis, Gilyard, and Golden landed on the league's All-Conference teams for a second straight season.

In 2019-20, Mooney led Richmond to one of the best regular seasons in program history and was on the verge of taking the Spiders to the NCAA Tournament when the postseason was canceled due to COVID-19. The Spiders went 24-7, tying the school record for regular-season wins, and posted three wins over power-conference opponents, including a victory over eventual Big Ten champion Wisconsin in the Legends Classic. Richmond went 14-4 in conference play, a program record for conference wins in a season, and finished second in the Atlantic 10, the highest regular-season finish for UR since joining the conference in 2001. Mooney's Spiders relied on a starting lineup comprised entirely of juniors, three of whom -- Jacob Gilyard, Blake Francis, and Grant Golden -- earned All-Atlantic 10 honors following the season. Gilyard was also named A-10 Defensive Player of the Year and was a semifinalist for the Naismith National Defensive Player of the Year Award after leading D-I with 99 steals, a single-season school record. The Spiders received votes in the AP Top 25 six times, including a season-high six in the final poll of the season.

2009-10 and 2010-11 are remembered as two of the top seasons in Mooney's coaching career and in Spider basketball history. In 2011, Richmond defeated Dayton in the A-10 championship game to earn Mooney's first conference championship, the Spiders first title since Richmond joined the Atlantic 10 in 2001. The Spiders would go on to the second Sweet 16 in program history by downing Vanderbilt and Morehead State in the NCAA Denver Subregional. Richmond finished 29-8, set a school record for wins, and finished 21st in the coaches poll.

In 2010, Richmond earned its first NCAA at-large bid since 2004, garnering a seven seed before falling in the first round of the tournament. Mooney was named the 2010 Sporting News Atlantic 10 Coach of the Year, and was a finalist for the 2010 Jim Phelan National Coach of the Year award. The Spiders finished the season ranked 24th in the final AP Top 25.

Mooney previously coached at Air Force for five seasons: three as an assistant, one as an associate head coach and his final season as head coach. In 2004-05, Mooney led the Falcons to an 18-12 record and votes in the national polls. His 18 victories were the most by a first-year head coach at Air Force.

Mooney began coaching at the high school level, taking a job at Lansdale Catholic High School in Lansdale, Pa., in 1994. His first college coaching experience came at Division III Beaver College, now known as Arcadia University. He spent two seasons there from 1998-2000. While at Beaver College, Mooney only coached part-time, spending much of his time as an event coordinator. He helped plan weddings and events while also serving as the team manager. Mooney is married to the former Lia Chomat, a Princeton graduate who also has a doctorate in psychology from Penn. The couple has two sons, Danny and Ryan.

COACHING HONORS

2022 Richmond Athletics Coach of the Year
2010 Sporting News Atlantic 10 Coach of the Year
2010 Jim Phelan National Coach of the Year Finalist

POSTSEASON ACCOMPLISHMENTS

2022 NCAA Second Round
2022 Atlantic 10 Champions
2021 NIT Quarterfinals
2017 NIT Quarterfinals
2015 NIT Quarterfinals
2013 CBI Quarterfinals
2011 NCAA Sweet 16
2011 Atlantic 10 Champions
2010 NCAA First Round
2009 CBI Semifinals
2008 CBI First Round

AS A D-I HEAD COACH

YEAR	SCHOOL	RECORD	CONF.	FINISH
2022-23	Richmond	7-7	0-1	--
2021-22	Richmond	24-13	10-8	6th
2020-21	Richmond	14-9	6-5	8th
2019-20	Richmond	24-7	14-4	2nd
2018-19	Richmond	13-20	6-12	t-10th
2017-18	Richmond	12-20	9-9	t-5th
2016-17	Richmond	22-13	13-5	t-3rd
2015-16	Richmond	16-16	7-11	9th
2014-15	Richmond	21-14	12-4	4th
2013-14	Richmond	19-14	8-8	7th
2012-13	Richmond	19-15	8-8	t-8th
2011-12	Richmond	16-16	7-9	t-9th
2010-11	Richmond	29-8	13-3	3rd
2009-10	Richmond	26-9	13-3	3rd
2008-09	Richmond	20-16	9-7	t-5th
2007-08	Richmond	16-15	9-7	t-4th
2006-07	Richmond	8-22	4-12	t-12th
2005-06	Richmond	13-17	6-10	t-11th
2004-05	Air Force	18-12	9-5	3rd
Richmond (2005-pres.)		319-251 (.560)	154-128 (.546)	
Air Force (2004-05)		18-12 (.600)	9-5 (.643)	
Career Record (D-I only)		337-263 (.562)	163-133 (.551)	

Head Coach, Richmond, 2005-present
Head Coach, Air Force, 2004-05
Associate Head Coach, Air Force, 2003-04
Assistant Coach, Air Force, 2000-03
Head Coach, Arcadia University (Div III), 1997-00

AS A PLAYER

A 1994 graduate with a B.A. in English, Mooney led Princeton to two Ivy League titles. The four-year letterwinner amassed 1,071 points and started all 107 games in his career.





#1 JASON NELSON

G | R-FR | 5'10" | 175
RICHMOND, VA
JOHN MARSHALL

REDSHIRT FRESHMAN (2022-23)

GAME-BY-GAME

12/31 at George Mason - Scored all 8 of his points after halftime after being limited to 3 minutes due to foul trouble in the 1st half ... 12/12 - Named A-10 Rookie of the Week for his performance vs Drake ... Became 1st player to win award multiple times this season and first Spider to win award multiple times since Grant Golden in 2017-18 ... 12/10 vs Drake - Scored a game-high 19 points while shooting 3-3 from three-point range ... 11/21 vs Syracuse - Scored all 14 of his points in the 2nd half and OT ... 11/14

- Named A-10 Rookie of the Week after averaging a team-high 17 PPG in a pair of opening-week wins ... first Spider to win A-10 Rookie of the Week since Dec. 31, 2018 (Jake Wojcik) ... 11/11 vs UNI - Scored a game-high 21 points, the most by a UR freshman in a November game since Nov. 25, 2017 (Grant Golden vs Georgetown) ... 11/7 vs VMI - Led Richmond with 13 points in his first career start ... Scored all 13 of his points after halftime

REDSHIRT (2021-22)

- Led Richmond's scout team while redshirting

HIGH SCHOOL

- 2020 Virginia Class 2 Player of the Year ... averaged 17.3 points, 5.9 assists, 3.8 rebounds per game
- 2020 First Team All-Metro selection by the Richmond Times-Dispatch
- Led John Marshall High School to Virginia Class 2 state title in 2020
- Did not play as a high school senior due to COVID-19
- Played first two high school seasons at Varina High School ... Led team to 25-2 record and Class 5 state semifinals in 2019 and 26-2 record and Class 5 state title in 2018
- Won state titles for two different schools in his three high school seasons ... teams posted a combined record of 75-6
- Committed to Richmond in June 2020
- Chose Richmond after narrowing his options to UR and Vanderbilt ... Also received an offer from UR's A-10 rival VCU
- No. 12 recruit in Virginia's Class of 2021 by 247Sports.com

PERSONAL

- Son of Jennifer and Jason ... Father Jason Nelson Sr. played basketball at Virginia Union University and helped team to 2005 NCAA Division II Championship
- Has four younger siblings: brothers Cameron and Jayden and sisters Kennedy and London
- Born on April 16, 2002

CAREER HIGHS

Statistic	Value
Points	21 vs UNI 11/11/22
Rebounds	4 5 times
Assists	7 vs Wichita St. 11/17/22
Steals	2 6 times
FG Made	9 vs UNI 11/11/22
FG Attempts	15 vs UNI 11/11/22
3FG Made	4 vs Syracuse 11/21/22
3FG Attempts	6 vs Syracuse 11/21/22, vs Coppin St. 12/28/22
FT Made	5 vs Coppin St. 12/28/22, vs Temple 11/22/22
FT Attempts	8 vs VMI 11/07/22

CAREER STATS

SEASON	TEAM	GP-GS	MIN/AVG	FG-FGA	FG%	3FG-3FGA	3FG%	FT-FTA	FT%	OFF	DEF	TOT	AVG	PF-FO	A	TO	BLK	STL	PTS	AVG
2022-23	UR	14-14	422/30.2	49-125	.392	15-52	.288	29-43	.674	7	33	40	2.9	30-0	42	28	0	17	142	10.1
TOTAL		14-14	422/30.2	49-125	.392	15-52	.288	29-43	.674	7	33	40	2.9	30-0	42	28	0	17	142	10.1

GAME LOGS

Opponent	Date	GS	MIN	Total		3-Pointers		Free throws		Rebounds			PF	A	TO	BLK	STL	PTS	AVG		
				FG-FTA	PCT	3FG-3FGA	PCT	FT-FTA	PCT	OFF	DEF	TOT								AVG	
VMI	11/07/2022	*	28:26	5-10	.500	1-4	.250	2-8	.250	0	2	2	2.0	4	3	0	0	2	13	13.0	
UNI	11/11/2022	*	31:08	9-15	.600	1-5	.200	2-2	1.000	0	3	3	2.5	1	2	3	0	1	21	17.0	
at Col. of Charleston	11/14/2022	*	41:06	3-12	.250	0-2	.000	4-7	.571	1	2	3	2.7	2	4	1	0	0	10	14.7	
Wichita St.	11/17/2022	*	35:06	3-11	.273	0-5	.000	1-2	.500	0	4	4	3.0	0	7	5	0	2	7	12.8	
vs Syracuse	11/21/2022	*	36:21	5-9	.556	4-6	.667	0-0	.000	3	1	4	3.2	4	6	2	0	2	14	13.0	
vs Temple	11/22/2022	*	34:09	3-9	.333	2-5	.400	5-6	.833	2	2	4	3.3	1	2	2	0	2	13	13.0	
at Toledo	11/30/2022	*	25:56	1-5	.200	0-1	.000	3-4	.750	0	2	2	3.1	3	2	3	0	2	5	11.9	
at William & Mary	12/03/2022	*	27:13	1-6	.167	1-5	.200	0-0	.000	0	3	3	3.1	2	0	0	0	1	3	10.8	
Drake	12/10/2022	*	28:26	6-9	.667	3-3	1.000	4-5	.800	0	4	4	3.2	2	1	2	0	1	19	11.7	
Fairleigh Dickinson	12/13/2022	*	23:50	3-7	.429	1-5	.200	2-2	1.000	0	2	2	3.1	2	5	2	0	0	9	11.4	
vs Clemson	12/17/2022	*	24:22	0-4	.000	0-1	.000	0-0	.000	0	2	2	3.0	1	2	3	0	1	0	10.4	
Bucknell	12/21/2022	*	36:45	5-12	.417	1-3	.333	1-1	1.000	1	1	2	2.9	3	2	2	0	2	12	10.5	
Coppin St.	12/28/2022	*	31:04	1-9	.111	1-6	.167	5-6	.833	0	1	1	2.8	1	4	2	0	1	8	10.3	
at George Mason	12/31/2022	*	18:25	4-7	.571	0-1	.000	0-0	.000	0	4	4	2.9	4	2	1	0	0	8	10.1	
Totals			14	422:16	49-125	.392	15-52	.288	29-43	.674	7	33	40	2.9	30	42	28	0	17	142	10.1





#2 MARCUS RANDOLPH
G | SO | 6'5" | 195
WILLINGBORO, NJ
ARCHBISHOP WOOD (PA)

SOPHOMORE (2022-23)

GAME-BY-GAME

12/31 at George Mason - scored a career-best 7 points, all in the 1st half ...
 12/17 vs Clemson - Scored a career-high 6 points, tied for third most among Spiders ...
 11/22 vs Temple - Played a career-high 21 minutes, recording career highs in rebounds (3) and assists (3) while helping to defend Temple's Khalif Battle ...
 Mooney after the game: "He enabled us to play a little smaller because he's tough enough and physical enough to bang with big guys and quick enough to guard on the perimeter."

FRESHMAN (2021-22)

- Appeared in nine games, recording five points and an assist
- Made a corner three-pointer vs Hofstra on Nov. 21 for his first college points

HIGH SCHOOL

- Two-time All-State selection, two-time All-Catholic League selection at Archbishop Wood High School
- 2021 Courier Times Player of the Year ... Averaged 16.6 points, 5.4 rebounds, and 4.7 assists per game
- Led Archbishop Wood to a 19-1 record, Philadelphia Catholic League title, and runner-up finish in Class 6A state tournament in 2021 ... Archbishop Wood was ranked among top 10 teams in the nation by various organizations during the 2020-21 season
- 1 of four D-I basketball players in his class at Archbishop Wood
- Played at Willingboro High School (NJ) his first two high school seasons
- Received more than a dozen D-I offers, including UR's A-10 rival La Salle
- Committed to Richmond in September 2020

PERSONAL

- Son of Trisha and Marcus Sr.
- Has a younger sister Tristen
- Born on January 12, 2003

CAREER HIGHS

Statistic	Value	
Points	7	at George Mason 12/31/22
Rebounds	3	at Toledo 11/30/22, vs Temple 11/22/22
Assists	3	vs Temple 11/22/22
Steals	1	5 times
FG Made	3	at George Mason 12/31/22
FG Attempts	5	at Toledo 11/30/22, at George Mason 12/31/22
3FG Made	1	9 times
3FG Attempts	3	at Toledo 11/30/22
FT Made	2	vs VMI 11/07/22, vs UNI 11/11/22
FT Attempts	2	4 times

CAREER STATS

				Field Goals		3-Point		F-Throws		Rebounds								Scoring		
SEASON	TEAM	GP-GS	MIN/AVG	FG-FGA	FG%	3FG-3FGA	3FG%	FT-FTA	FT%	OFF	DEF	TOT	AVG	PF-FO	A	TO	BLK	STL	PTS	AVG
2021-22	UR	9-0	29/3.2	2-7	.286	1-3	.333	0-0	.000	0	0	0	0.0	4-0	1	3	0	0	5	0.6
2022-23	UR	14-0	183/13.0	13-30	.433	8-15	.533	6-8	.750	5	9	14	1.0	18-0	6	12	0	5	40	2.9
TOTAL		23-0	212/9.2	15-37	.405	9-18	.500	6-8	.750	5	9	14	0.6	22-0	7	15	0	5	45	2.0

GAME LOGS

Opponent	Date	GS	MIN	Total		3-Pointers		Free throws		Rebounds				Scoring							
				FG-FGA	PCT	3FG-3FGA	PCT	FT-FTA	PCT	OFF	DEF	TOT	AVG	PF	A	TO	BLK	STL	PTS	AVG	
VMI	11/07/2022		13:38	1-3	.333	1-2	.500	2-2	1.000	0	1	1	1.0	0	0	0	0	0	5	5.0	
UNI	11/11/2022		10:34	1-2	.500	1-2	.500	2-2	1.000	0	1	1	1.0	2	0	2	0	1	5	5.0	
at Col. of Charleston	11/14/2022		07:43	0-2	.000	0-1	.000	0-0	.000	1	0	1	1.0	1	0	0	0	1	0	3.3	
Wichita St.	11/17/2022		04:42	0-0	.000	0-0	.000	0-0	.000	0	0	0	0.8	2	0	1	0	0	0	2.5	
vs Syracuse	11/21/2022		01:46	0-0	.000	0-0	.000	0-0	.000	0	0	0	0.6	0	0	0	0	0	0	2.0	
vs Temple	11/22/2022		20:58	1-1	1.000	1-1	1.000	0-0	.000	1	2	3	1.0	0	3	1	0	0	3	2.2	
at Toledo	11/30/2022		20:33	1-5	.200	0-3	.000	1-2	.500	2	1	3	1.3	1	0	1	0	0	3	2.3	
at William & Mary	12/03/2022		18:08	1-2	.500	1-1	1.000	0-0	.000	0	1	1	1.3	0	1	2	0	1	3	2.4	
Drake	12/10/2022		10:27	0-1	.000	0-0	.000	0-0	.000	1	1	2	1.3	3	0	2	0	0	0	2.1	
Fairleigh Dickinson	12/13/2022		10:53	1-2	.500	1-1	1.000	0-0	.000	0	2	2	1.4	0	0	1	0	0	3	2.2	
vs Clemson	12/17/2022		15:56	2-3	.667	1-1	1.000	1-2	.500	0	0	0	1.3	2	1	0	0	1	6	2.5	
Bucknell	12/21/2022		09:59	0-1	.000	0-1	.000	0-0	.000	0	0	0	1.2	2	0	1	0	0	0	2.3	
Coppin St.	12/28/2022		15:44	2-3	.667	1-1	1.000	0-0	.000	0	0	0	1.1	3	1	1	0	0	5	2.5	
at George Mason	12/31/2022		21:39	3-5	.600	1-1	1.000	0-0	.000	0	0	0	1.0	2	0	0	0	1	7	2.9	
Totals			0	182:41	13-30	.433	8-15	.533	6-8	.750	5	9	14	1.0	18	6	12	0	5	40	2.9





#3 TYLER BURTON F | SR | 6'7" | 215 UXBRIDGE, MA MARIANAPOLIS PREP (CT)

Most Career Rebounds, UR History

Name	Reb	Years
1. Ken Daniel	1,255	1952-56
2. Walt Lysaght	1,190	1952-56
3. Grant Golden	1,015	2016-22
4. Eric Poole	894	1994-98
5. Peter Woolfolk	859	1984-88
6. Terry Allen	782	2012-16
7. Mike Perry	738	1977-81
8. Tom Green	728	1964-67
9. Kenny Wood	717	1989-93
10. Tyler Burton	685	2019-23

SENIOR (2022-23)

GAME-BY-GAME

12/31 at George Mason - Led UR with 21 points, becoming the first Spider with 20 points in 4 straight games since Grant Golden in 2018 ... Played all 40 minutes ... 12/28 vs Coppin St - Led Richmond with 20 points and eight rebounds, his third straight 20-point game ... 12/27 - Named A-10 Player of the Week for the fourth time in his career and first since Feb. 7, 2022 ... 12/21 vs Bucknell - Scored a game-high 29 points ... Shot 6-6 from three-point range and 11-16 from the field ... Became first player in program history to shoot 6-6 or better from three-point range in a game ... Passed UR's all-time leading scorer John Newman to move into 10th on UR's career rebounding list ... 12/17 vs Clemson - Led Richmond with 21 points and 7 rebounds ... Became the 35th player in program history to reach 1,200 career points ... 12/3 at William & Mary - Outscored William & Mary in the 2nd half (22-20) ... 11/21 vs Syracuse - Recorded his 19th career double-double, finishing with 13 points and a career-high 15 rebounds (most rebounds by a Spider since De'Monte Buckingham on Jan. 3, 2018 - 16) ... Played a career-high 45 minutes ... 11/14 at Charleston - Scored a career-high 38 points, the most by any Spider since Jan. 19, 2013 (Darrien Brothers - 39 vs Charlotte) ... Scored 29 points after halftime, including eight of UR's nine points in OT ... Helped Richmond erase a 21-point 2nd-half deficit ... Scored 10 straight for UR over 3:36 span between end of regulation and start of OT ... 1st D-I player this season to score 38 or more points and shoot 65 percent or better from the field (last - Javon Freeman-Liberty of Depaul on Feb. 27, 2022) ... 11/7 vs VMI - Recorded 12 points and a team-high 11 rebounds for his 18th career double-double

- Named Preseason First Team All-Atlantic 10 at the conference's media day on October 13 ... Became the sixth Spider to earn Preseason First Team All-A-10 honors, joining Jacob Gilyard (2019-21), Grant Golden (2018, 2021), T.J. Cline (2016), Kendall Anthony (2014), and Kevin Anderson (2009-10)
- Returned to Richmond in June after declaring for NBA Draft in April

JUNIOR (2021-2022)

- Second Team All-Atlantic 10 selection
- Selected First Team All-District in NABC District 4 (A-10)
- Named Second Team All-State by the Virginia Association of Sports Information Directors (VaSID)
- Led Richmond with 16.1 points and 7.7 rebounds per game ... 1 of 37 D-I players to average 16 points and 7.5 rebounds per game
- 1 of two players to rank in top seven in A-10 in scoring (7th) and rebounding (6th), along with George Mason's Josh Odure
- Ranked 3rd in A-10, 38th in D-I with 6.2 defensive rebounds per game
- Ranked 2nd in A-10, 36th in D-I with 11 double-doubles
- 285 total rebounds were seventh most in a season in program history and second most in the A-10
- 594 total points were most in A-10 and 14th most in a season in Richmond history
- Led Atlantic 10 in free throws (163 - 13th in D-I) and free throw attempts (206 - 18th in D-I) ... 163 free throws were fifth most in a season in program history
- Led Richmond with 36.5 three-point FG pct (57-156)
- 2nd on team in minutes per game (33.0) and blocks per game (0.5)
- Became 51st member of Richmond's 1,000-point club with a free throw with 15:34 to play in UR's First Round NCAA Tournament win vs Iowa
- Scored a career-high 36 points vs St. Bonaventure on Feb. 4, the most by a Spider since March 1, 2016 (T.J. Cline - 36 vs Dayton)
- 2-time A-10 Player of the Week (Dec. 20, Feb. 7)

SOPHOMORE (2020-21)

- Won Chris Daniels Award, given to Atlantic 10's Most Improved Player ... First Spider to ever win the Award
- Scored 12.0 points per game, fifth on the team
- Led Richmond with 7.6 rebounds per game, sixth in the the A-10 ... Ranked third in A-10 with 6.1 defensive rebounds per game
- Registered third-most rebounds per game by a Spider in the last 15 years, trailing only T.J. Cline in 2016-17 and Terry Allen in 2015-16
- One of three players in A-10 to average 12 points and 7.5 rebounds per game (Jordan Goodwin, Marcus Weathers)

CAREER HIGHS

Statistic	Value	
Points	38	at Col. of Charleston 11/14/22
Rebounds	15	vs Syracuse 11/21/22
Assists	4	at Col. of Charleston 11/14/22
Steals	4	vs Boston College 11/30/19
Blocks	3	vs Saint Francis (PA) 11/08/19
FG Made	13	vs St. Bonaventure 02/04/22, at Col. of Charleston 11/14/22
FG Attempts	21	at William & Mary 12/03/22
3FG Made	6	vs Bucknell 12/21/22
3FG Attempts	9	vs Hofstra 11/22/21, at UNI 12/05/21
FT Made	12	at Saint Louis 01/02/22
FT Attempts	14	at Saint Louis 01/02/22

CAREER STATS

SEASON TEAM	GP-GS	MIN/AVG	FG-FGA	FG%	3FG-3FGA	3FG%	FT-FTA	FT%	OFF	DEF	TOT	AVG	PF-FO	A	TO	BLK	STL	PTS	AVG
2019-20 UR	30-1	420/14.0	50-111	.450	10-38	.263	27-36	.750	27	90	117	3.9	56-1	9	29	14	17	137	4.6
2020-21 UR	23-23	712/30.9	97-216	.449	33-91	.363	49-61	.803	33	141	174	7.6	46-2	12	23	13	25	276	12.0
2021-22 UR	37-37	1222/33.0	187-409	.457	57-156	.365	163-206	.791	55	230	285	7.7	66-0	36	61	19	41	594	16.1
2022-23 UR	14-14	498/35.6	94-199	.472	32-84	.381	48-69	.696	20	89	109	7.8	20-0	24	27	8	16	268	19.1
TOTAL	104-75	2853/27.4	428-935	.458	132-369	.358	287-372	.772	135	550	685	6.6	188-3	81	140	54	99	1275	12.3

GAME LOGS

Opponent	Date	GS	MIN	Total		3-Pointers		Free throws		Rebounds			PF	A	TO	BLK	STL	PTS	AVG		
				FG-FGA	PCT	3FG-3FGA	PCT	FT-FTA	PCT	OFF	DEF	TOT	AVG								
VMI	11/07/2022	*	31:10	4-12	.333	2-8	.250	2-2	1.000	2	9	11	11.0	1	2	0	1	0	12	12.0	
UNI	11/11/2022	*	28:37	3-6	.500	1-3	.333	4-5	.800	1	8	9	10.0	1	0	0	1	1	11	11.5	
at Col. of Charleston	11/14/2022	*	42:29	13-20	.650	4-8	.500	8-8	1.000	1	5	6	8.7	0	4	5	0	1	38	20.3	
Wichita St.	11/17/2022	*	37:49	6-15	.400	3-7	.429	0-0	.000	3	5	8	8.5	3	1	2	0	0	15	19.0	
vs Syracuse	11/21/2022	*	45:00	4-14	.286	2-8	.250	3-8	.375	4	11	15	9.8	0	2	3	0	1	13	17.8	
vs Temple	11/22/2022	*	38:58	8-17	.471	0-4	.000	2-2	1.000	1	5	6	9.2	0	3	1	2	1	18	17.8	
at Toledo	11/30/2022	*	32:47	3-13	.231	2-5	.400	7-9	.778	1	8	9	9.1	3	2	1	1	2	15	17.4	
at William & Mary	12/03/2022	*	40:00	10-21	.476	4-8	.500	2-2	1.000	2	1	3	8.4	2	2	2	1	3	26	18.5	
Drake	12/10/2022	*	32:11	5-11	.455	0-3	.000	7-9	.778	1	6	7	8.2	1	2	1	1	2	17	18.3	
Fairleigh Dickinson	12/13/2022	*	22:01	5-9	.556	1-5	.200	1-1	1.000	0	9	9	8.3	0	1	0	1	0	12	17.7	
vs Clemson	12/17/2022	*	34:27	8-14	.571	2-7	.286	3-5	.600	0	7	7	8.2	3	1	3	0	3	21	18.0	
Bucknell	12/21/2022	*	35:49	11-16	.688	6-6	1.000	1-2	.500	1	4	5	7.9	4	3	2	0	1	29	18.9	
Coppin St.	12/28/2022	*	37:09	6-13	.462	3-8	.375	5-9	.556	1	7	8	7.9	0	1	3	0	1	20	19.0	
at George Mason	12/31/2022	*	40:00	8-18	.444	2-4	.500	3-7	.429	2	4	6	7.8	2	0	4	0	0	21	19.1	
Totals			14	498:27	94-199	.472	32-84	.381	48-69	.696	20	89	109	7.8	20	24	27	8	16	268	19.1

#3 TYLER BURTON (CONTINUED)



- Led Richmond with 6 double-doubles, third most in the A-10 ... Most double-doubles by a Spider in a season since 2016-17 (T.J. Cline - 11)
- Ranked second on team and ninth in A-10 in free throw percentage at 80.3 (49-61)
- Led Richmond with 0.6 blocks per game
- One of three Spiders to start all 23 games ... Played 30.3 minutes per game, third on the team
- Named A-10 Player of the Week on December 14 for his performances vs Wofford, Northern Iowa, and West Virginia

FRESHMAN (2019-20)

- Ranked sixth on the team with 4.6 points per game and fourth on the team with 3.9 rebounds per game
- Appeared in 30 games, making one start (at Hampton) and averaging 14.1 minutes per game (seventh on team)
- Recorded a team-high 11.0 rebounds per 40 minutes, most by a Spiders freshman since Darrius Garrett in 2008-09
- Scored in double digits five times, all in a 10-game span from January 18 to February 22 ... Scored a career-high 14 points vs La Salle on January 22
- Finished third on the team with 14 blocks

HIGH SCHOOL

- Signed with the Spiders on November 14, 2018 ... Received offers from several other Atlantic 10 schools, including Rhode Island and St. Bonaventure
- Two-time All-State selection at Marianapolis Prep in Thompson, Ct.
- Team captain
- Named Class B Player of the Year by the New England Preparatory School Athletic Council (NEPSAC) following his junior and senior seasons
- Averaged 20 points and 11 rebounds as a junior and 18 points and 11 rebounds as a senior
- Rated as a top-10 Class of 2019 recruit in the state of Connecticut and a top-30 recruit in New England

PERSONAL

- Son of Quinton and Lynne
- Father Quinton played basketball at Providence, leading the Friars to the NCAA Tournament in 1989 and 1990 ... He averaged over 11 points per game as a senior ... He was also recruited by Richmond and took two official visits: to Richmond and to Providence
- Born on February 11, 2000





#4 DJI BAILEY
G | JR | 6'5" | 180
WILSON, NC
GREENFIELD SCHOOL

CAREER HIGHS

Statistic	Value	
Points	10	vs Mississippi St. 11/27/21
Rebounds	8	vs VMI 11/07/22
Assists	4	at Toledo 11/30/22
Steals	2	vs Toledo 03/17/21, vs Utah St. 11/12/21
Blocks	1	vs Old Dominion 12/19/21, at Toledo 11/30/22
FG Made	4	vs St. Mary's (MD) 02/14/21, vs Mississippi St. 11/27/21
FG Attempts	8	at Toledo 11/30/22
3FG Made	1	vs VMI 11/07/22, at Toledo 11/30/22
3FG Attempts	2	4 times
FT Made	2	vs Old Dominion 12/19/21, vs Mississippi St. 11/27/21
FT Attempts	3	vs Mississippi St. 11/27/21

CAREER STATS

				Field Goals		3-Point		F-Throws		Rebounds									Scoring	
SEASON	TEAM	GP-GS	MIN/AVG	FG-FGA	FG%	3FG-3FGA	3FG%	FT-FTA	FT%	OFF	DEF	TOT	AVG	PF-FO	A	TO	BLK	STL	PTS	AVG
2020-21	UR	9-0	68/7.6	7-12	.583	0-4	.000	2-4	.500	2	10	12	1.3	8-0	1	5	0	5	16	1.8
2021-22	UR	16-0	125/7.8	12-20	.600	0-5	.000	6-10	.600	4	7	11	0.7	11-0	4	7	1	6	30	1.9
2022-23	UR	10-0	126/12.6	10-29	.345	2-8	.250	3-7	.429	9	17	26	2.6	13-0	13	15	1	4	25	2.5
TOTAL		35-0	319/9.1	29-61	.475	2-17	.118	11-21	.524	15	34	49	1.4	32-0	18	27	2	15	71	2.0

GAME LOGS

				Total		3-Pointers		Free throws		Rebounds											
Opponent	Date	GS	MIN	FG-FGA	PCT	3FG-3FGA	PCT	FT-FTA	PCT	OFF	DEF	TOT	AVG	PF	A	TO	BLK	STL	PTS	AVG	
VMI	11/07/2022		16:39	3-5	.600	1-2	.500	0-1	.000	3	5	8	8.0	2	1	3	0	0	7	7.0	
UNI	11/11/2022		14:36	0-3	.000	0-1	.000	0-0	.000	0	2	2	5.0	1	0	1	0	0	0	3.5	
at Col. of Charleston	11/14/2022		05:39	0-0	.000	0-0	.000	0-0	.000	0	1	1	3.7	2	0	3	0	0	0	2.3	
Wichita St.	11/17/2022		18:11	0-0	.000	0-0	.000	1-2	.500	0	0	0	2.8	3	2	1	0	1	1	2.0	
vs Syracuse	11/21/2022		12:43	2-4	.500	0-0	.000	1-1	1.000	3	1	4	3.0	0	2	1	0	1	5	2.6	
vs Temple	11/22/2022		04:30	0-1	.000	0-1	.000	0-0	.000	1	0	1	2.7	0	0	0	0	1	0	2.2	
at Toledo	11/30/2022		21:20	2-8	.250	1-2	.500	0-0	.000	2	0	2	2.6	3	4	1	1	0	5	2.6	
at William & Mary	12/03/2022		03:33	1-1	1.000	0-0	.000	0-1	.000	0	2	2	2.5	0	0	1	0	0	2	2.5	
Drake	12/10/2022		14:08	1-5	.200	0-1	.000	0-0	.000	0	4	4	2.7	2	1	1	0	1	2	2.4	
Fairleigh Dickinson	12/13/2022		14:17	1-2	.500	0-1	.000	1-2	.500	0	2	2	2.6	0	3	3	0	0	3	2.5	
Totals		0	125:36	10-29	.345	2-8	.250	3-7	.429	9	17	26	2.6	13	13	15	1	4	25	2.5	

JUNIOR (2022-23)

GAME-BY-GAME

12/15 - Broke a bone in his left hand during practice and is expected to miss 5-7 weeks ... 11/30 at Toledo - Career highs in minutes (21), assists (3), steals (2), blocks (1), and FG attempts (8) ... 11/7 vs VMI - Recorded a career-high 8 rebounds in 17 minutes

SOPHOMORE (2021-22)

- Appeared in 16 games, averaging 1.9 points, 0.7 rebounds, and 0.4 steals in 7.8 minutes per game
- Shot 12-20 from the field, the highest FG pct on the team (.600)
- Ranked second on team in steals per 40 minutes (1.9)
- Scored a career-high 10 points vs Mississippi State at the Bahamas Championships
- Injured his ankle on January 13 and played in only two more games, registering seven minutes vs Dayton on March 1 and one minute vs Providence on March 19

FRESHMAN (2020-21)

- Appeared in nine games, averaging 1.8 points and 1.3 rebounds in 7.6 minutes per game
- Ranked second on team in steals per 40 minutes (3.0) and third in rebounds per 40 minutes (7.2) among players to play at least 10 minutes
- Shot 7-12 from the field, including 7-8 from two-point range
- Played career-high 19 minutes vs Mississippi State in NIT quarterfinals, registering five points and two rebounds
- Scored his first nine career points vs St. Mary's (MD) on February 14 ... Added 5 rebounds in 16 minutes
- Did not fully practice until mid-November after fracturing his wrist during a workout in June

HIGH SCHOOL

- Attended the Greenfield School ... Led team to North Carolina Independent Schools Athletic Association (NCISAA) 1A state title in 2019
- Averaged 17 points, nine rebounds, and eight assists per game as a senior
- NCISAA All-State selection, Wilson Times All-Area selection as a senior
- 2020 1A/2A Coastal Plain Independent Conference (CPIC) Player of the Year
- No. 15 recruit in North Carolina's Class of 2020 according to ESPN.com
- Released from commitment to Wake Forest in April 2020 after team fired coach Danny Manning
- Signed with Richmond on May 12, the final member of the Spiders Class of 2020

PERSONAL

- Born on May 19, 2002
- First name is pronounced jai (rhymes with fly)





#5 CONNOR CRABTREE G | GR | 6'6" | 200 HILLSBOROUGH, NC HARGRAVE MILITARY (VA)/TULANE

GRAD STUDENT (2022-23)

GAME-BY-GAME

12/10 vs Drake - Made a three-pointer from the left wing for his first points of the season ... Preseason - Fractured left pinkie finger in October and was unavailable for the first two weeks of the season

REDSHIRT JUNIOR (2021-22)

- Appeared in 35 games, averaging 2.0 points and 1.0 rebounds in 7.8 minutes per game
- Shot 75.0 pct from FT line (12-16), tied for third-highest on team
- 47.2 FG pct ranked third on team among players with more than 20 FG attempts
- Played a season-high 18 minutes and scored eight points vs Toledo on Dec. 11
- Only two missed games were result of a non-COVID illness at the end of January

REDSHIRT SOPHOMORE (2020-21)

- Appeared in four games, averaging 4.8 points (sixth on team) and 1.8 rebounds in 10.1 minutes per game
- Made five of his seven field goal attempts
- Made his Richmond Spiders debut at West Virginia on December 13 after missing the first four games of the season with a groin injury
- Played a season-high 21 minutes vs Hofstra on December 22, registering eight points and five rebounds
- Missed the remainder of the season after fracturing his right foot in late December

2019-20

- Signed with the Spiders on May 17, 2019 after transferring from Tulane
- Sat out season due to NCAA transfer regulations
- Underwent a pair of hip surgeries

FRESHMAN (2018-19 • TULANE)

- Averaged 7.1 points per game while appearing in 30 games with 15 starts
- Started 15 of Tulane's final 16 games of the season
- Sixth-highest scoring freshman in American Athletic Conference
- Averaged 11.1 points per game while shooting 50 percent from the field (33-66) over the final 10 games of the season
- Led Tulane in 3-pt FG pct (36.7) and FT pct (80.3)
- Tulane's leading scorer in three games, including a career-high 23 points vs East Carolina on February 23

HIGH SCHOOL

- Completed a post-graduate season at Hargrave Military Academy in Chatham, Va. in 2017-18, averaging 21.4 points per game for the Tigers
- Graduated from Orange High School in Hillsborough, N.C. Averaged 26 points per game as a senior and earned AP All-State honors

PERSONAL

- Son of Keith and Carol
- Parents both played college basketball at Longwood University
- Older brother Keegan played basketball at Lees-McCrae College (NCAA Division 2)
- Born on July 19, 1998

CAREER HIGHS

Statistic	Value	
Points	23	vs East Carolina 02/23/19
Rebounds	6	at East Carolina 01/31/19
Assists	3	6 times
Steals	5	vs Towson 12/21/18
Blocks	2	at Memphis 02/20/19, vs UCF 01/23/19
FG Made	8	vs East Carolina 02/23/19
FG Attempts	13	vs East Carolina 02/23/19
3FG Made	4	vs East Carolina 02/23/19, at Wichita St. 02/09/19
3FG Attempts	6	vs East Carolina 02/23/19, vs Coastal Carolina 11/13/18, vs Alabama A&M 12/22/18
FT Made	6	vs South Fla. 03/06/19
FT Attempts	7	vs South Fla. 03/06/19

CAREER STATS

				Field Goals		3-Point		F-Throws		Rebounds											Scoring	
SEASON	TEAM	GP-GS	MIN/AVG	FG-FGA	FG%	3FG-3FGA	3FG%	FT-FTA	FT%	OFF	DEF	TOT	AVG	PF-FO	A	TO	BLK	STL	PTS	AVG		
2018-19	Tulane	29-15	614/21.2	63-148	.426	28-78	.359	53-66	.803	13	45	58	2.0	51-2	32	36	6	19	207	7.1		
2020-21	UR	4-0	40/10.1	5-7	.714	1-3	.333	8-8	1.000	1	6	7	1.8	2-0	1	3	0	1	19	4.8		
2021-22	UR	35-0	273/7.8	25-53	.472	9-29	.310	12-16	.750	6	28	34	1.0	23-0	13	9	1	6	71	2.0		
2022-23	UR	6-0	28/4.6	2-6	.333	1-4	.250	0-1	.000	1	3	4	0.7	2-0	1	0	0	2	5	0.8		
TOTAL FOR UR		45-0	341/7.6	32-66	.485	11-36	.306	20-25	.800	8	37	45	1.0	27-0	15	12	1	9	95	2.1		
TOTAL		74-15	955/12.9	95-214	.444	39-114	.342	73-91	.802	21	82	103	1.4	78-2	47	48	7	28	302	4.1		

GAME LOGS

			Total			3-Pointers		Free throws		Rebounds										
Opponent	Date	GS	MIN	FG-FGA	PCT	3FG-3FGA	PCT	FT-FTA	PCT	OFF	DEF	TOT	AVG	PF	A	TO	BLK	STL	PTS	AVG
at Toledo	11/30/2022		01:31	0-0	.000	0-0	.000	0-0	.000	0	0	0	0.0	1	0	0	0	0	0	0.0
Drake	12/10/2022		03:45	1-1	1.000	1-1	1.000	0-0	.000	0	0	0	0.0	0	0	0	0	0	3	1.5
Fairleigh Dickinson	12/13/2022		08:45	0-2	.000	0-2	.000	0-0	.000	1	2	3	1.0	0	1	0	0	1	0	1.0
vs Clemson	12/17/2022		08:22	1-3	.333	0-1	.000	0-1	.000	0	1	1	1.0	0	0	0	0	0	2	1.3
Coppin St.	12/28/2022		04:04	0-0	.000	0-0	.000	0-0	.000	0	0	0	0.8	1	0	0	0	0	0	1.0
at George Mason	12/31/2022		01:18	0-0	.000	0-0	.000	0-0	.000	0	0	0	0.7	0	0	0	0	1	0	0.8
Totals		0	27:45	2-6	.333	1-4	.250	0-1	.000	1	3	4	0.7	2	1	0	0	2	5	0.8





#11 JASON ROCHE
G | SO | 6'5" | 180
BERKELEY, CA
ST. MARY'S HIGH/CITADEL

SOPHOMORE (2022-23)

GAME-BY-GAME

12/28 vs Coppin St - Scored a season-high 16 points, including a team-high 13 in the first half ... 12/3 at William & Mary - Made first start at Richmond ... 11/30 at Toledo - Came off the bench to score 14 points, hitting 4-6 from 3-point range ... 2nd most points on team ... 11/11 vs UNI - Came off the bench to score 14 points, hitting 4-6 from 3-point range

- Signed with the Spiders on April 26, 2022
- Was also offered by Missouri, Pittsburgh, Kansas State, St. Bonaventure, and San Diego after entering transfer portal

FRESHMAN (2021-22 • CITADEL)

- Named Southern Conference Rookie of the Year
- Averaged 13.2 points (second on team) and 4.0 rebounds (third on team) per game
- 110 three-pointers ranked ninth in Division I and first among freshmen
- Ranked third in Southern Conference and 39th in Division I in three-point FG pct, at 39.7
- Led Southern Conference with 36.2 minutes per game (28th in Division I)
- 1 of three Citadel players to appear in all 31 games ... made 30 starts
- Scored 27 points in his collegiate debut to lead Citadel to an upset of Pittsburgh
- Scored a career-high 29 points vs Samford on February 5

HIGH SCHOOL

- Finished his prep career playing under coach Rob Toste at Pomfret School in Connecticut
- Led St. Mary's College High School (Albany, California) to Division III California Co-Championship in 2020
- Averaged 23 points, six rebounds, and four assists per game as a senior
- Earned First Team All-League honors as a junior and senior

PERSONAL

- Son of Sandra & Patrick
- Cousin Christine Cleary played basketball at Wisconsin ... Cousin Joe Cleary was on the track team at Wisconsin
- Born on November 17, 2001
- Last name is pronounced ROACH

CAREER HIGHS

Statistic	Value	
Points	29	vs Samford 02/05/22
Rebounds	9	vs Morris 11/12/21
Assists	2	5 times
Steals	3	vs Morris 11/12/21, vs Coppin St. 12/28/22
Blocks	1	9 times
FG Made	10	vs Samford 02/05/22
FG Attempts	17	vs Samford 02/05/22
3FG Made	9	vs Samford 02/05/22
3FG Attempts	15	vs Samford 02/05/22
FT Made	9	at UNC Greensboro 02/10/22
FT Attempts	10	at UNC Greensboro 02/10/22

CAREER STATS

				Field Goals		3-Point		F-Throws		Rebounds								Scoring		
SEASON	TEAM	GP-GS	MIN/AVG	FG-FGA	FG%	3FG-3FGA	3FG%	FT-FTA	FT%	OFF	DEF	TOT	AVG	PF-FO	A	TO	BLK	STL	PTS	AVG
2021-22	Cit	31-30	1121/36.2	124-309	.401	110-277	.397	50-55	.909	23	100	123	4.0	58-0	21	32	7	21	408	13.2
2022-23	UR	14-1	296/21.1	33-76	.434	30-67	.448	12-13	.923	9	22	31	2.2	17-0	3	3	2	4	108	7.7
TOTAL FOR UR		14-1	296/21.1	33-76	.434	30-67	.448	12-13	.923	9	22	31	2.2	17-0	3	3	2	4	108	7.7
TOTAL		45-31	1417/31.5	157-385	.408	140-344	.407	62-68	.912	32	122	154	3.4	75-0	24	35	9	25	516	11.5

GAME LOGS

Opponent	Date	GS	MIN	Total		3-Pointers		Free throws		Rebounds				PF	A	TO	BLK	STL	PTS	AVG
				FG-FGA	PCT	3FG-3FGA	PCT	FT-FTA	PCT	OFF	DEF	TOT	AVG							
VMI	11/07/2022		17:40	1-5	.200	1-4	.250	3-4	.750	2	1	3	3.0	1	0	0	1	0	6.0	
UNI	11/11/2022		21:33	5-8	.625	4-6	.667	0-0	.000	1	1	2	2.5	0	0	0	1	0	14.0	
at Col. of Charleston	11/14/2022		18:19	1-4	.250	1-4	.250	0-0	.000	0	3	3	2.7	2	0	0	0	1	3.7	
Wichita St.	11/17/2022		25:52	2-5	.400	2-5	.400	0-0	.000	1	1	2	2.5	4	0	0	0	0	7.3	
vs Syracuse	11/21/2022		30:19	4-9	.444	4-8	.500	0-0	.000	3	2	5	3.0	1	1	1	0	0	12.8	
vs Temple	11/22/2022		16:39	2-5	.400	2-5	.400	0-0	.000	0	2	2	2.8	1	0	0	0	0	6.8	
at Toledo	11/30/2022		20:55	5-7	.714	4-6	.667	0-0	.000	0	1	1	2.6	2	0	0	0	0	14.8	
at William & Mary	12/03/2022	*	15:27	0-2	.000	0-2	.000	0-0	.000	0	0	0	2.3	0	0	0	0	0	7.6	
Drake	12/10/2022		24:10	2-4	.500	1-3	.333	2-2	1.000	0	1	1	2.1	2	0	1	0	0	7.6	
Fairleigh Dickinson	12/13/2022		22:40	3-7	.429	3-6	.500	0-0	.000	1	2	3	2.2	0	1	1	0	0	9.7	
vs Clemson	12/17/2022		26:09	2-5	.400	2-3	.667	0-0	.000	0	2	2	2.2	0	0	0	0	0	7.5	
Bucknell	12/21/2022		23:13	2-4	.500	2-4	.500	1-1	1.000	0	2	2	2.2	1	1	0	0	0	7.5	
Coppin St.	12/28/2022		19:44	4-8	.500	4-8	.500	4-4	1.000	1	2	3	2.2	1	0	0	0	3	16.8	
at George Mason	12/31/2022		13:18	0-3	.000	0-3	.000	2-2	1.000	0	2	2	2.2	2	0	0	0	0	7.7	
Totals		1	295:59	33-76	.434	30-67	.448	12-13	.923	9	22	31	2.2	17	3	3	2	4	108	7.7





#12 MALCOLM DREAD
G | R-FR | 6'4" | 210
DETROIT, MI
GONZAGA HIGH (DC)

REDSHIRT (2021-22)

- Led Richmond's scout team while redshirting

HIGH SCHOOL

- Helped Gonzaga College High School to DCSAA Class AA Boys Basketball title as a junior in 2020
- Committed to Richmond in June 2020 as the first member of the Spiders 2021 recruiting class
- No. 2 recruit in Washington, D.C.'s Class of 2021 by 247Sports.com

PERSONAL

- Son of Kisha and Aaron ... Father Aaron played basketball at Millersville University in Pennsylvania
- Has a brother Myles, who plays basketball at Penn State, and a sister Mason
- Born on March 1, 2002

CAREER HIGHS

Statistic	Value	
Rebounds	2	vs Fairleigh Dickinson 12/13/22
FG Attempts	1	vs UNI 11/11/22
3FG Attempts	1	vs UNI 11/11/22

CAREER STATS

				Field Goals		3-Point		F-Throws		Rebounds									Scoring	
SEASON	TEAM	GP-GS	MIN/AVG	FG-FGA	FG%	3FG-3FGA	3FG%	FT-FTA	FT%	OFF	DEF	TOT	AVG	PF-FO	A	TO	BLK	STL	PTS	AVG
2022-23	UR	2-0	3/1.7	0-1	.000	0-1	.000	0-0	.000	0	2	2	1.0	0-0	0	0	0	0	0	0.0
TOTAL		2-0	3/1.7	0-1	.000	0-1	.000	0-0	.000	0	2	2	1.0	0-0	0	0	0	0	0	0.0

GAME LOGS

				Total		3-Pointers		Free throws		Rebounds											
Opponent	Date	GS	MIN	FG-FGA	PCT	3FG-3FGA	PCT	FT-FTA	PCT	OFF	DEF	TOT	AVG	PF	A	TO	BLK	STL	PTS	AVG	
UNI	11/11/2022		01:02	0-1	.000	0-1	.000	0-0	.000	0	0	0	0.0	0	0	0	0	0	0	0.0	
Fairleigh Dickinson	12/13/2022		02:23	0-0	.000	0-0	.000	0-0	.000	0	2	2	1.0	0	0	0	0	0	0	0.0	
Totals		0	03:25	0-1	.000	0-1	.000	0-0	.000	0	2	2	1.0	0	0	0	0	0	0	0.0	





#15 MATT GRACE F | GR | 6'9" | 230 HAMILTON, ONTARIO TRC ACADEMY

GRAD STUDENT (2022-23)

GAME-BY-GAME

12/31 at George Mason - Made back-to-back three-pointers to give UR a 1-point lead with 4:51 to play ... 12/21 vs Bucknell - Scored a career-high 20 points, second among Spiders ... matched or set career highest in field goals (7), field goal attempts (14), three-point field goals (4), and three-point field goal attempts (6) ... 12/10 vs Drake - Returned to the starting lineup for the first time since injuring his knee vs Charleston ... 12/3 at William & Mary - Returned to action after missing four games with a right MCL injury ... Led UR with 5 assists and 3 blocks in 18 minutes ... Became third Spider with 5 assists and 3 blocks in a game since 2010 (Grant Golden - 2019 at GMU, Terry Allen - 2015 vs Stetson) ... 11/17 vs Wichita St - Did not play due to a sprained right MCL, snapping streak of 73 straight games played ... 11/14 at Charleston - Matched a career-high with 16 points, second on the team ... Shot 5-6 from the field and 4-4 from the foul line ... Left with a knee injury with 1:51 left in OT ... 11/11 vs UNI - Led UR with a career-high five assists

SENIOR (2021-22)

- Sixth man averaged 15.3 minutes per game, sixth on the team
- Averaged 4.1 points (seventh on team) and 2.4 rebounds (sixth on team)
- Second on team in Ast-TO ratio (1.90) and third in blocks per game (0.5)
- Led team in Block percentage (3.5), second in Off Reb percentage (5.9) via KenPom
- Made game-winning FG in A-10 Championship (And-1 with 19 seconds to play to give UR a one-point lead) and A-10 semifinals vs Dayton (3-pointer with 1:40 to play to break a 59-59 tie)

JUNIOR (2020-21)

- One of five Spiders to appear in all 23 games ... Made first two career starts in NIT for Grant Golden
- Averaged 3.3 points, 0.8 rebounds, and 0.8 assists per game
- Registered 19 assists compared to just four turnovers ... Ast/TO ratio of 4.75 was highest in a season in Spiders history among players with at least 10 assists
- Shot 14-36 from three-point range ... Led team in three-point shooting (38.9 percent) among those with at least 20 three-point attempts
- Scored 5.9 points per game over the final 10 games of the season, including a career-high 16 in the NIT Quarterfinals vs Mississippi State

SOPHOMORE (2019-20)

- Averaged 0.9 points and 1.3 rebounds in 29 games ... Averaged 7.8 minutes per game, ninth most on team
- Second-highest assist-to-turnover ratio on the team, at 1.91

FRESHMAN (2018-19)

- Averaged 1.2 points and 1.0 rebound in 31 games ... Played 233 minutes, eighth most on the team
- Led team in assist-to-turnover ratio among those with multiple assists (2.67)

HIGH SCHOOL

- Graduated from The RISE Centre Academy in Brantford, Ontario ... Led team to league championship in Ontario Scholastic Basketball Association as a senior
- Averaged 10 points and seven rebounds in three tournament games ... Academic All-League selection as a junior in 2017

PERSONAL

- Son of Kelly and Leslie
- Father Kelly played basketball at Brock University in Canada where he scored 1,500 points and collected 1,000 rebounds ... He is a member of the school's Basketball Hall of Fame
- Younger brother Mike plays lacrosse at the Rochester Institute of Technology
- Born on Feb. 5, 1999

CAREER HIGHS

Statistic	Value	
Points	20	vs Bucknell 12/21/22
Rebounds	7	at George Washington 02/22/22
Assists	5	vs UNI 11/11/22, at William & Mary 12/03/22
Steals	2	8 times
Blocks	3	at William & Mary 12/03/22
FG Made	7	vs Bucknell 12/21/22
FG Attempts	14	vs Bucknell 12/21/22
3FG Made	4	vs Georgia St. 11/16/21, vs Bucknell 12/21/22
3FG Attempts	9	at George Mason 12/31/22
FT Made	4	at Col. of Charleston 11/14/22, vs Coppin St. 12/28/22
FT Attempts	5	vs Coppin St. 12/28/22

CAREER STATS

SEASON	TEAM	GP-GS	MIN	AVG	FG-FGA	FG%	3FG-3FGA	3FG%	FT-FTA	FT%	OFF	DEF	TOT	AVG	PF-FO	A	TO	BLK	STL	PTS	AVG
2018-19	UR	31-0	232	7.5	16-34	.471	6-17	.353	0-3	.000	9	23	32	1.0	29-0	16	6	6	4	38	1.2
2019-20	UR	29-0	227	7.8	10-32	.313	3-14	.214	4-7	.571	12	26	38	1.3	37-0	21	11	1	5	27	0.9
2020-21	UR	23-2	264	11.5	25-49	.510	14-36	.389	11-14	.786	6	13	19	0.8	39-1	19	4	5	3	75	3.3
2021-22	UR	37-0	567	15.3	54-136	.397	25-88	.284	20-23	.870	28	61	89	2.4	47-0	38	20	18	19	153	4.1
2022-23	UR	10-9	256	25.6	27-62	.435	10-32	.313	13-18	.722	3	32	35	3.5	18-0	28	14	11	5	77	7.7
TOTAL		130-11	1546	11.9	132-313	.422	58-187	.310	48-65	.738	58	155	213	1.6	170-1	122	55	41	36	370	2.8

GAME LOGS

Opponent	Date	GS	MIN	Total		3-Pointers		Free throws		Rebounds				PF	A	TO	BLK	STL	PTS	AVG	
				FG-FGA	PCT	3FG-3FGA	PCT	FT-FTA	PCT	OFF	DEF	TOT	AVG								
VMI	11/07/2022	*	27:20	0-1	.000	0-1	.000	1-2	.500	0	4	4	4.0	1	3	2	1	0	1	1.0	
UNI	11/11/2022	*	25:47	3-8	.375	0-3	.000	0-0	.000	0	3	3	3.5	1	5	1	1	0	6	3.5	
at Col. of Charleston	11/14/2022	*	32:21	5-6	.833	2-2	1.000	4-4	1.000	0	5	5	4.0	2	3	3	2	1	16	7.7	
at William & Mary	12/03/2022	*	17:57	1-3	.333	1-2	.500	0-0	.000	0	5	5	4.3	2	5	0	3	0	3	6.5	
Drake	12/10/2022	*	26:20	2-5	.400	0-2	.000	0-0	.000	0	6	6	4.6	1	2	2	1	0	4	6.0	
Fairleigh Dickinson	12/13/2022	*	20:40	2-3	.667	0-1	.000	0-0	.000	0	2	2	4.2	1	2	3	0	0	4	5.7	
vs Clemson	12/17/2022	*	26:09	0-6	.000	0-5	.000	0-0	.000	0	4	4	4.1	2	1	2	2	0	0	4.9	
Bucknell	12/21/2022	*	28:18	7-14	.500	4-6	.667	2-3	.667	2	2	4	4.1	1	3	0	1	0	20	6.8	
Coppin St.	12/28/2022	*	21:07	2-4	.500	0-1	.000	4-5	.800	1	0	1	3.8	3	2	0	0	2	8	6.9	
at George Mason	12/31/2022	*	30:20	5-12	.417	3-9	.333	2-4	.500	0	1	1	3.5	4	2	1	0	2	15	7.7	
Totals			9	256:18	27-62	.435	10-32	.313	13-18	.722	3	32	35	3.5	18	28	14	11	5	77	7.7





#21 MIKE WALZ
C | FR | 6'11" | 250
BERWYN, PA
CONESTOGA HIGH

FRESHMAN (2022-23)
 GAME-BY-GAME
 12/10 vs Drake - Scored his first career points on a pair of free throws and recorded his first career FG on a putback dunk for Richmond's final points

HIGH SCHOOL
 • First Team All-Central League, First Team All-Main Line as a junior and senior for Conestoga Pioneers
 • Averaged 14 points and 10.6 rebounds per game as a senior
 • Averaged 9.5 points and 10 rebounds per game as a junior

PERSONAL
 • Son of Tim & Renée
 • Born on October 15, 2003

CAREER HIGHS

Statistic	Value	
Points	4	vs Drake 12/10/22
Rebounds	3	vs Drake 12/10/22
Assists	1	vs Clemson 12/17/22
Blocks	1	vs VMI 11/07/22
FG Made	1	vs Drake 12/10/22, vs Fairleigh Dickinson 12/13/22
FG Attempts	2	vs Fairleigh Dickinson 12/13/22
FT Made	2	vs Drake 12/10/22
FT Attempts	2	vs Drake 12/10/22

CAREER STATS

				Field Goals		3-Point		F-Throws		Rebounds										Scoring	
SEASON	TEAM	GP-GS	MIN/AVG	FG-FGA	FG%	3FG-3FGA	3FG%	FT-FTA	FT%	OFF	DEF	TOT	AVG	PF-FO	A	TO	BLK	STL	PTS	AVG	
2022-23	UR	9-0	30/3.3	2-3	.667	0-0	.000	2-2	1.000	1	7	8	0.9	3-0	1	7	1	0	6	0.7	
TOTAL		9-0	30/3.3	2-3	.667	0-0	.000	2-2	1.000	1	7	8	0.9	3-0	1	7	1	0	6	0.7	

GAME LOGS

Opponent	Date	GS	MIN	Total		3-Pointers		Free throws		Rebounds										
				FG-FGA	PCT	3FG-3FGA	PCT	FT-FTA	PCT	OFF	DEF	TOT	AVG	PF	A	TO	BLK	STL	PTS	AVG
VMI	11/07/2022		02:40	0-0	.000	0-0	.000	0-0	.000	0	1	1	1.0	0	0	1	1	0	0	0.0
UNI	11/11/2022		01:02	0-0	.000	0-0	.000	0-0	.000	0	0	0	0.5	0	0	0	0	0	0	0.0
vs Syracuse	11/21/2022		00:52	0-0	.000	0-0	.000	0-0	.000	0	0	0	0.3	0	0	1	0	0	0	0.0
vs Temple	11/22/2022		01:48	0-0	.000	0-0	.000	0-0	.000	0	0	0	0.3	0	0	0	0	0	0	0.0
at Toledo	11/30/2022		04:18	0-0	.000	0-0	.000	0-0	.000	0	0	0	0.2	0	0	0	0	0	0	0.0
Drake	12/10/2022		04:11	1-1	1.000	0-0	.000	2-2	1.000	1	2	3	0.7	1	0	3	0	0	4	0.7
Fairleigh Dickinson	12/13/2022		10:51	1-2	.500	0-0	.000	0-0	.000	0	0	0	0.6	2	0	1	0	0	2	0.9
vs Clemson	12/17/2022		02:31	0-0	.000	0-0	.000	0-0	.000	0	2	2	0.8	0	1	0	0	0	0	0.8
Coppin St.	12/28/2022		01:49	0-0	.000	0-0	.000	0-0	.000	0	2	2	0.9	0	0	1	0	0	0	0.7
Totals		0	30:02	2-3	.667	0-0	.000	2-2	1.000	1	7	8	0.9	3	1	7	1	0	6	0.7





#22 ANDRE GUSTAVSON G | GR | 6'5" | 205 HELSINKI, FINLAND HELSINKI BASKETBALL ACADEMY

GRAD STUDENT (2022-23)

GAME-BY-GAME

12/28 vs Coppin St - 8 rebounds were tied for the most among Spiders and one off his career high ... 11/22 vs Temple - Scored 12 points, one off his career high, on 5-6 shooting ... His most points since Feb. 20, 2019 vs Fordham (13)

SENIOR (2021-22)

- Ranked sixth in scoring (4.5 PPG), fifth in rebounding (2.5 RPG), fourth in assists (1.1 APG), and second in steals (1.1 SPG) on Richmond
- Started final 20 games of season, averaging 5.4 points, 3.1 rebounds, and 1.4 assists over that span
- As UR's top perimeter defender, was frequently assigned to cover opposition's top-scoring guard or wing
- Missed first nine games of season after having groin surgery in offseason ... Made season debut vs Toledo on Dec. 11
- Announced he would return for a fifth season on March 31, taking advantage of the NCAA's decision to grant an additional year of eligibility to students who participated during the 2020-21 school year

JUNIOR (2020-21)

- Averaged 4.4 points, 2.2 rebounds, and 0.4 steals in 18 games
- Ranked sixth on the team with 17.1 minutes per game
- Made one start, replacing Blake Francis in the starting lineup vs Duquesne in the Atlantic 10 Tournament
- Shot a career best 50.9 percent on field goal attempts, including 65.6 percent on two-point field goal attempts

SOPHOMORE (2019-20)

- Averaged 4.4 points (seventh on team) and 2.7 rebounds (sixth on team) in 31 games ... 23 steals ranked fourth on team
- Started six games during Blake Francis's recovery from a chest injury in January-February ... Averaged 19.4 minutes per game, sixth-most on the team

FRESHMAN (2018-19)

- Averaged 4.8 points, sixth on the team, and 2.3 rebounds in 31 games
- Started 19 games, including final 18 of season after being re-inserted into starting lineup at George Washington on January 12
- Ranked 2nd on team with 1.9 steals/40 minutes ... Emerged as team's top perimeter defender in 2nd half of season, frequently guarding opponent's top offensive player
- Following the season, competed for Finland at 2019 World University Games, averaging 9.8 points per game

HIGH SCHOOL

- Graduated from the Helsinki Basketball Academy in Helsinki, Finland
- Scored 11.4 points per game and shot 54 percent from the field in his final season while leading HBA to the regular-season title in the Finnish 1st Division
- Competed for Finland in 2018 FIBA U20 European Championships, averaging 10.0 points, 3.6 rebounds, and 2.7 assists
- Competed for Finland in 2017 FIBA U18 European Championships, averaging 12.7 points over seven games
- One of his coaches at HBA was Finnish basketball legend Hanno Mottölä ... Mottölä, who starred at Utah, was the first Finnish player in NBA history, appearing in 155 games with the Atlanta Hawks from 2000-02

PERSONAL

- Son of Natali
- Mother Natali played basketball for the Azerbaijan national women's team
- Younger brother Nikolas is on the men's basketball team at North Alabama
- Last name is pronounced GOOS-tahv-son
- Born on May 7, 1999

CAREER HIGHS

Statistic	Value	
Points	13	vs Fordham 02/20/19
Rebounds	9	vs VCU 01/29/22
Assists	10	at Georgetown 11/28/18
Steals	5	vs Coppin St. 12/05/18, at La Salle 01/22/22
Blocks	2	vs South Alabama 12/08/19
FG Made	6	vs Coppin St. 12/05/18
FG Attempts	10	vs Fordham 02/20/19, vs Fordham 03/13/19, vs South Alabama 12/08/19
3FG Made	3	4 times
3FG Attempts	8	vs Fordham 02/20/19
FT Made	7	at Fordham 01/18/22
FT Attempts	8	at Fordham 01/18/22

CAREER STATS

				Field Goals		3-Point		F-Throws		Rebounds								Scoring		
SEASON	TEAM	GP-GS	MIN/AVG	FG-FGA	FG%	3FG-3FGA	3FG%	FT-FTA	FT%	OFF	DEF	TOT	AVG	PF-FO	A	TO	BLK	STL	PTS	AVG
2018-19	UR	31-19	682/22.0	57-121	.471	16-47	.340	20-32	.625	24	47	71	2.3	76-1	46	26	10	33	150	4.8
2019-20	UR	31-6	600/19.3	50-111	.450	6-37	.162	30-39	.769	22	62	84	2.7	55-1	23	22	7	23	136	4.4
2020-21	UR	18-1	308/17.1	29-57	.509	8-25	.320	13-18	.722	12	27	39	2.2	25-0	13	13	6	8	79	4.4
2021-22	UR	28-20	689/24.6	41-105	.390	16-52	.308	27-39	.692	16	54	70	2.5	49-0	31	21	5	30	125	4.5
2022-23	UR	14-14	381/27.2	25-55	.455	11-25	.440	4-8	.500	6	36	42	3.0	31-1	21	17	0	15	65	4.6
TOTAL		122-60	2661/21.8	202-449	.450	57-186	.306	94-136	.691	80	226	306	2.5	236-3	134	99	28	109	555	4.5

GAME LOGS

Opponent	Date	GS	MIN	Total FG-FGA PCT		3-Pointers 3FG-3FGA PCT		Free throws FT-FTA PCT		Rebounds OFF DEF TOT AVG				PF	A	TO	BLK	STL	PTS	AVG
VMI	11/07/2022	*	22:53	2-5	.400	1-4	.250	0-0	.000	1	1	2	2.0	2	1	1	0	2	5	5.0
UNI	11/11/2022	*	25:47	1-3	.333	1-3	.333	0-0	.000	1	2	3	2.5	1	0	1	0	0	3	4.0
at Col. of Charleston	11/14/2022	*	31:12	1-4	.250	1-2	.500	1-2	.500	1	3	4	3.0	5	1	1	0	1	4	4.0
Wichita St.	11/17/2022	*	27:59	1-4	.250	0-2	.000	0-0	.000	0	1	1	2.5	2	1	2	0	1	2	3.5
vs Syracuse	11/21/2022	*	30:35	1-5	.200	0-0	.000	0-0	.000	0	1	1	2.2	3	3	2	0	0	2	3.2
vs Temple	11/22/2022	*	35:15	5-6	.833	1-1	1.000	1-2	.500	1	5	6	2.8	4	2	2	0	1	12	4.7
at Toledo	11/30/2022	*	27:56	4-6	.667	2-2	1.000	0-0	.000	0	2	2	2.7	2	1	1	0	2	10	5.4
at William & Mary	12/03/2022	*	30:17	2-5	.400	1-2	.500	0-0	.000	1	3	4	2.9	2	3	1	0	0	5	5.4
Drake	12/10/2022	*	17:31	1-3	.333	0-1	.000	0-0	.000	0	2	2	2.8	3	0	1	0	0	2	5.0
Fairleigh Dickinson	12/13/2022	*	19:59	1-4	.250	1-2	.500	0-0	.000	0	2	2	2.7	0	1	0	0	2	3	4.8
vs Clemson	12/17/2022	*	18:34	0-1	.000	0-1	.000	2-4	.500	0	1	1	2.5	1	0	1	0	0	2	4.5
Bucknell	12/21/2022	*	31:46	3-5	.600	1-3	.333	0-0	.000	0	4	4	2.7	0	4	1	0	3	7	4.8
Coppin St.	12/28/2022	*	25:39	3-3	1.000	2-2	1.000	0-0	.000	1	7	8	3.1	2	2	0	0	1	8	5.0
at George Mason	12/31/2022	*	35:55	0-1	.000	0-0	.000	0-0	.000	0	2	2	3.0	4	2	3	0	2	0	4.6
Totals		14	381:16	25-55	.455	11-25	.440	4-8	.500	6	36	42	3.0	31	21	17	0	15	65	4.6





#24 ISAAH BIGELOW
F | GR | 6'7" | 200
GREENSBORO, NC
BEN L. SMITH/WOFFORD

GRADUATE STUDENT (2022-23)
 GAME-BY-GAME
12/31 at George Mason - Led UR with a season-high 12 rebounds ... 2nd Spiders with at least 12 rebounds in 19 or fewer minutes in last 10 years, joining Grant Golden vs Cal St-Northridge on Nov. 17, 2019 ... *12/13 vs FDU* - Led UR with 17 points in 16 mins off the bench ... 1st Spider with 17 or more points in fewer than 17 minutes since Dec. 30, 2011 (Kendall Anthony vs UNCG) ... *11/21 vs Syracuse* - Led Richmond with 17 points ... 3-pointer with 5:54 to play gave UR its biggest lead at 62-57 ... *11/17 vs Wichita St* - Led UR with 16 points and 11 rebounds, recording his second career double-double and first at Richmond ... Brought crowd to its feet with thunderous And-1 dunk midway through 2nd half ... Dunk was No. 4 on that evening's SportsCenter Top 10 ... *11/14 at Charleston* - Came off the bench to score 15 points with a team-high 8 rebounds ... First Spider with 15 points and 8 rebounds off the bench since Nov. 15, 2015 (Marshall Wood vs Stetson)

• Signed with the Spiders on April 15, 2022

SENIOR (2021-22 • WOFFORD)

- Averaged 8.3 points, 5.5 rebounds (second on team), and 1.4 assists per game while making 31 appearances with 16 starts
- Ranked fourth in total rebounding percentage (15.8) and second in defensive rebounding percentage (25.3) in Southern Conference (minimum 500 minutes)

JUNIOR (2020-21 • WOFFORD)

- Sat out the season after tearing the ACL in his knee

SOPHOMORE (2019-20 • WOFFORD)

- Averaged 5.4 points and 3.0 rebounds per game while appearing in all 35 games
- 38.8 three-point FG pct was third-highest on team (38-98)
- Scored a career-high 28 points vs North Greenville, shooting 7-8 from three-point range

FRESHMAN (2018-19 • WOFFORD)

- Redshirted

HIGH SCHOOL

- Led Ben L. Smith High School to a 28-4 record, a conference title, and an appearance in the 3A state semifinals as a senior
- Averaged 18.4 points, 10.7 rebounds, and 2.4 assists per game

CAREER HIGHS

Statistic	Value	
Points	28	vs North Greenville 12/13/19
Rebounds	14	vs The Citadel 01/19/22
Assists	5	at Western Caro. 01/15/22
Steals	3	at ETSU 01/01/20, at Georgia 11/28/21
Blocks	3	at Mercer 02/29/20
FG Made	9	vs North Greenville 12/13/19
FG Attempts	19	vs Syracuse 11/21/22
3FG Made	7	vs North Greenville 12/13/19
3FG Attempts	10	at South Carolina 11/23/21, vs VMI 12/29/21, vs Wichita St. 11/17/22
FT Made	8	at Clemson 11/12/21
FT Attempts	9	at Clemson 11/12/21

CAREER STATS

SEASON	TEAM	GP-GS	MIN	AVG	FG-FGA	FG%	3FG-3FGA	3FG%	FT-FTA	FT%	OFF	DEF	TOT	AVG	PF-FO	A	TO	BLK	STL	PTS	AVG
2019-20	WOF	35-0	523	14.9	59-139	.424	38-98	.388	34-41	.829	15	90	105	3.0	58-0	14	23	15	10	190	5.4
2021-22	WOF	31-16	734	23.7	83-216	.384	40-135	.296	51-60	.850	36	134	170	5.5	70-0	42	33	6	13	257	8.3
2022-23	UR	14-4	311	22.2	39-114	.342	17-63	.270	22-27	.815	16	67	83	5.9	27-0	7	16	4	12	117	8.4
TOTAL FOR UR		14-4	311	22.2	39-114	.342	17-63	.270	22-27	.815	16	67	83	5.9	27-0	7	16	4	12	117	8.4
TOTAL		80-20	1568	19.6	181-469	.386	95-296	.321	107-128	.836	67	291	358	4.5	155-0	63	72	25	35	564	7.1

GAME LOGS

Opponent	Date	GS	MIN	Total		3-Pointers		Free throws		Rebounds				Other Stats						
				FG-FGA	PCT	3FG-3FGA	PCT	FT-FTA	PCT	OFF	DEF	TOT	AVG	PF	A	TO	BLK	STL	PTS	AVG
VMI	11/07/2022		18:42	3-6	.500	0-3	.000	5-6	.833	0	4	4	4.0	3	0	2	0	1	11	11.0
UNI	11/11/2022		18:43	0-4	.000	0-3	.000	0-0	.000	1	6	7	5.5	3	0	2	0	1	0	5.5
at Col. of Charleston	11/14/2022		29:56	3-11	.273	3-7	.429	6-6	1.000	1	7	8	6.3	3	1	2	1	2	15	8.7
Wichita St.	11/17/2022	*	28:42	5-14	.357	3-10	.300	3-3	1.000	3	8	11	7.5	3	1	0	1	2	16	10.5
vs Syracuse	11/21/2022	*	33:32	7-19	.368	3-9	.333	0-0	.000	0	2	2	6.4	0	0	2	0	1	17	11.8
vs Temple	11/22/2022	*	22:23	1-5	.200	1-2	.500	0-2	.000	0	2	2	5.7	3	0	0	0	1	3	10.3
at Toledo	11/30/2022	*	27:39	4-11	.364	2-8	.250	2-3	.667	1	5	6	5.7	4	0	2	1	1	12	10.6
at William & Mary	12/03/2022		25:22	2-7	.286	1-4	.250	0-0	.000	2	4	6	5.8	1	0	2	1	0	5	9.9
Drake	12/10/2022		14:50	3-6	.500	0-3	.000	1-1	1.000	0	5	5	5.7	2	0	0	0	2	7	9.6
Fairleigh Dickinson	12/13/2022		15:47	6-9	.667	3-4	.750	2-2	1.000	2	4	6	5.7	0	2	2	0	1	17	10.3
vs Clemson	12/17/2022		23:01	2-6	.333	1-2	.500	0-0	.000	1	4	5	5.6	2	0	1	0	0	5	9.8
Bucknell	12/21/2022		16:05	1-6	.167	0-3	.000	2-2	1.000	0	3	3	5.4	0	1	0	0	0	4	9.3
Coppin St.	12/28/2022		17:22	2-6	.333	0-2	.000	0-0	.000	1	5	6	5.5	1	2	1	0	0	4	8.9
at George Mason	12/31/2022		18:49	0-4	.000	0-3	.000	1-2	.500	4	8	12	5.9	2	0	0	0	0	1	8.4
Totals		4	310:52	39-114	.342	17-63	.270	22-27	.815	16	67	83	5.9	27	7	16	4	12	117	8.4





#32 NEAL QUINN
C | GR | 7'0" | 250
ALLEDALE, NJ
RAMAPO/LAFAYETTE

SENIOR (2022-23)

GAME-BY-GAME

12/28 vs Coppin St - Was nearly flawless, finishing with 14 points on 7-8 shooting, a team-high 7 assists, and no turnovers ... Became 2nd frontcourt player with at least 7 assists and no turnovers in a game this season, joining Liberty's Zach Cleveland (Nov. 26 vs Delaware St) ... 12/10 vs Drake - Scored a season-high 17 points on 8-9 shooting from the field, including 8-8 from two-point range ... third Spider to go 8-9 or better from the field in the last 10 seasons, joining Nathan Cayo (10-10 vs Morehead St on 11/27/20) and Khwan Fore (8-9 at Dayton on 1/19/17) ... 12/3 at William & Mary - 2nd on UR with 10 points, his first double-digit scoring game at Richmond ... 11/21 vs Syracuse - Grabbed a game-high 5 offensive rebounds, matching a career high

- Signed with the Spiders on April 14, 2022
- Was also recruited by Pitt, Penn State, Virginia Tech, and Loyola Chicago after entering transfer portal

JUNIOR (2021-22)

- Second Team All-Patriot League selection
- Led Lafayette in points (14.7 PPG), rebounds (7.4 RPG), assists (4.0 APG, second in Patriot League), and field goal pct (54.5, led Patriot League)
- 1 of three Division I players to average 14 points, seven rebounds and four assists per game (Lipscomb's Ahsan Asadullah, South Dakota State's Baylor Scheierman)
- 1 of four Lafayette players to appear in all 30 games ... Made 29 starts
- 1.37 blocked shots per game ranked second in Patriot League
- Scored a career-high 24 points vs Bucknell on February 19

SOPHOMORE (2020-21)

- Appeared in all 15 games (13 starts) during Lafayette's COVID-shortened season
- Averaged 10.6 points (third on team), 5.5 rebounds (led team), and 3.8 assists (led team) per game
- 55.3 FG pct led team (minimum 20 FG attempts)
- 2.94 Ast-TO ratio led Patriot League and ranked 14th in Division I

FRESHMAN (2019-20)

- Appeared in 30 games with 21 starts (fourth on team)
- Averaged 4.5 points and 2.7 rebounds per game
- Led team in FG pct (57.6)
- Selected to the Patriot League Academic Honor Roll after posting a 3.85 GPA

HIGH SCHOOL

- Finished his career at Ramapo High, where he averaged 22 points, 13 rebounds, and six assists per game in 2018-19
- 2019 Third Team All-Group 3 selection
- Led Ramapo to its first sectional title in 14 years
- Played his first three seasons as Northern Highlands High

PERSONAL

- Son of William & Laura
- Father William played golf at St. John's University
- Has two older brothers, Brandon and Ryan

CAREER HIGHS

Statistic	Value	
Points	24	at Bucknell 02/19/22
Rebounds	13	vs Cornell 11/12/21, vs Colgate 01/31/22, at American 01/24/22
Assists	10	vs NJIT 12/05/21
Steals	3	vs Army West Point 01/16/22, at Boston U. 02/23/22, vs Bucknell 03/01/22
Blocks	3	9 times
FG Made	10	at Bucknell 02/19/22
FG Attempts	17	vs Princeton 12/11/21, vs Colgate 01/31/22
3FG Made	1	vs Cornell 11/12/21, at Penn 11/16/21, vs Fairleigh Dickinson 12/13/22
3FG Attempts	1	9 times
FT Made	8	vs American 02/02/22
FT Attempts	12	vs American 02/02/22

CAREER STATS

SEASON	TEAM	GP-GS	MIN/AVG	FG-FGA	FG%	3FG-3FGA	3FG%	FT-FTA	FT%	OFF	DEF	TOT	AVG	PF-FO	A	TO	BLK	STL	PTS	AVG
2019-20	Laf	30-21	311/10.4	57-99	.576	0-2	.000	21-32	.656	26	55	81	2.7	35-1	24	19	15	4	135	4.5
2020-21	Laf	14-13	311/22.2	63-114	.553	0-0	.000	22-33	.667	27	50	77	5.5	30-0	53	18	14	2	148	10.6
2021-22	Laf	30-29	891/29.7	174-319	.545	2-5	.400	90-127	.709	74	147	221	7.4	56-0	119	67	41	28	440	14.7
2022-23	UR	14-14	294/21.0	47-72	.653	1-2	.500	13-23	.565	16	44	60	4.3	25-0	40	19	10	4	108	7.7
TOTAL FOR UR		14-14	294/21.0	47-72	.653	1-2	.500	13-23	.565	16	44	60	4.3	25-0	40	19	10	4	108	7.7
TOTAL		88-77	1807/20.5	341-604	.565	3-9	.333	146-215	.679	143	296	439	5.0	146-1	236	123	80	38	831	9.4

GAME LOGS

				Total		3-Pointers		Free throws		Rebounds											
Opponent	Date	GS	MIN	FG-FGA	PCT	3FG-3FGA	PCT	FT-FTA	PCT	OFF	DEF	TOT	AVG	PF	A	TO	BLK	STL	PTS	AVG	
VMI	11/07/2022	*	19:24	3-3	1.000	0-0	.000	1-4	.250	1	6	7	7.0	2	3	1	1	0	7	7.0	
UNI	11/11/2022	*	19:07	2-3	.667	0-0	.000	4-6	.667	2	3	5	6.0	2	3	1	1	0	8	7.5	
at Col. of Charleston	11/14/2022	*	16:16	2-4	.500	0-0	.000	0-0	.000	1	1	2	4.7	2	0	0	0	0	4	6.3	
Wichita St.	11/17/2022	*	21:39	3-4	.750	0-0	.000	0-0	.000	0	2	2	4.0	0	1	1	0	0	6	6.3	
vs Syracuse	11/21/2022	*	33:52	4-6	.667	0-0	.000	0-0	.000	5	4	9	5.0	4	2	2	0	0	8	6.6	
vs Temple	11/22/2022	*	25:20	3-9	.333	0-0	.000	0-0	.000	3	5	8	5.5	2	3	3	1	2	6	6.5	
at Toledo	11/30/2022	*	15:50	1-3	.333	0-0	.000	1-2	.500	1	2	3	5.1	1	4	4	0	0	3	6.0	
at William & Mary	12/03/2022	*	22:03	3-5	.600	0-0	.000	4-4	1.000	1	0	1	4.6	1	3	1	2	0	10	6.5	
Drake	12/10/2022	*	20:16	8-9	.889	0-1	.000	1-3	.333	0	6	6	4.8	2	3	0	0	1	17	7.7	
Fairleigh Dickinson	12/13/2022	*	19:31	4-4	1.000	1-1	1.000	0-0	.000	1	4	5	4.8	0	3	1	3	1	9	7.8	
vs Clemson	12/17/2022	*	17:58	4-7	.571	0-0	.000	2-3	.667	0	2	2	4.5	4	3	5	0	0	10	8.0	
Bucknell	12/21/2022	*	18:05	1-2	.500	0-0	.000	0-0	.000	1	3	4	4.5	3	3	0	0	0	2	7.5	
Coppin St.	12/28/2022	*	24:37	7-8	.875	0-0	.000	0-0	.000	0	4	4	4.5	1	7	0	2	0	14	8.0	
at George Mason	12/31/2022	*	20:16	2-5	.400	0-0	.000	0-1	.000	0	2	2	4.3	1	2	0	0	0	4	7.7	
Totals		14	294:15	47-72	.653	1-2	.500	13-23	.565	16	44	60	4.3	25	40	19	10	4	108	7.7	





#35 AIDAN NOYES
F | R-FR | 6'7" | 190
CINCINNATI, OH
ARCHBISHOP MOELLER

REDSHIRT FRESHMAN (2022-23)
GAME-BY-GAME
 12/13 vs FDU - Came off the bench to hit two late three-pointers for a career-best six points

REDSHIRT (2021-22)
 • Led Richmond's scout team while redshirting

HIGH SCHOOL

- Attended Archbishop Moeller, the same high school as current Richmond football coach Russ Huesman as well as Baseball Hall of Famers Ken Griffey Jr. and Barry Larkin
- Second Team Greater Catholic League South selection in 2021
- Averaged 12 points and 4.5 rebounds as a senior while shooting 47 percent from three-point range and 55 percent from the field
- Led team to 20-5 record and appearance in Division I state quarterfinals in 2021
- Key reserve as junior in 2020, when Moeller finished 26-1 and reached state quarterfinals before season was canceled due to COVID-19
- Received more than 15 Division I scholarship offers, including UR's A-10 rival VCU
- Committed to Richmond in October 2020
- No. 5 recruit in Ohio, No. 186 recruit nationally in Class of 2021 by 247Sports.com

PERSONAL

- Son of Katheryn and Brian
- Has a younger brother Talan
- Born on June 3, 2002

CAREER HIGHS

Statistic	Value
Points	6 vs Fairleigh Dickinson 12/13/22
Rebounds	1 vs Drake 12/10/22, vs Fairleigh Dickinson 12/13/22
FG Made	2 vs Fairleigh Dickinson 12/13/22, vs Clemson 12/17/22
FG Attempts	3 vs Fairleigh Dickinson 12/13/22
3FG Made	2 vs Fairleigh Dickinson 12/13/22
3FG Attempts	3 vs Fairleigh Dickinson 12/13/22

CAREER STATS

				Field Goals		3-Point		F-Throws		Rebounds								Scoring		
SEASON	TEAM	GP-GS	MIN/AVG	FG-FGA	FG%	3FG-3FGA	3FG%	FT-FTA	FT%	OFF	DEF	TOT	AVG	PF-FO	A	TO	BLK	STL	PTS	AVG
2022-23	UR	7-0	17/2.4	5-6	.833	3-4	.750	0-0	.000	0	2	2	0.3	0-0	0	0	0	0	13	1.9
TOTAL		7-0	17/2.4	5-6	.833	3-4	.750	0-0	.000	0	2	2	0.3	0-0	0	0	0	0	13	1.9

GAME LOGS

Opponent	Date	GS	MIN	Total		3-Pointers		Free throws		Rebounds				PF	A	TO	BLK	STL	PTS	AVG
				FG-FGA	PCT	3FG-3FGA	PCT	FT-FTA	PCT	OFF	DEF	TOT	AVG							
VMI	11/07/2022		01:28	1-1	1.000	0-0	.000	0-0	.000	0	0	0	0.0	0	0	0	0	0	2	2.0
UNI	11/11/2022		01:02	0-0	.000	0-0	.000	0-0	.000	0	0	0	0.0	0	0	0	0	0	0	1.0
at Toledo	11/30/2022		01:16	0-0	.000	0-0	.000	0-0	.000	0	0	0	0.0	0	0	0	0	0	0	0.7
Drake	12/10/2022		03:45	0-0	.000	0-0	.000	0-0	.000	0	1	1	0.3	0	0	0	0	0	0	0.5
Fairleigh Dickinson	12/13/2022		05:15	2-3	.667	2-3	.667	0-0	.000	0	1	1	0.4	0	0	0	0	0	6	1.6
vs Clemson	12/17/2022		02:31	2-2	1.000	1-1	1.000	0-0	.000	0	0	0	0.3	0	0	0	0	0	5	2.2
Coppin St.	12/28/2022		01:41	0-0	.000	0-0	.000	0-0	.000	0	0	0	0.3	0	0	0	0	0	0	1.9
Totals			0	16:58	5-6	.833	3-4	.750	0-0	.000	0	2	2	0.3	0	0	0	0	13	1.9



WALK-ONS



#34 GABE ARIZIN
G | SR | 6'4" | 190
WEST CHESTER, PA
ST. JOSEPH'S PREP

CAREER STATS

				Field Goals		3-Point		F-Throws		Rebounds				Scoring						
SEASON	TEAM	GP-GS	MIN/AVG	FG-FGA	FG%	3FG-3FGA	3FG%	FT-FTA	FT%	OFF	DEF	TOT	AVG	PF-FO	A	TO	BLK	STL	PTS	AVG
2019-20	UR	5-0	4/0.9	0-1	.000	0-0	.000	0-0	.000	1	2	3	0.6	0-0	0	0	0	0	0	0.0
2020-21	UR	2-0	3/1.5	0-0	.000	0-0	.000	0-0	.000	0	0	0	0.0	0-0	0	0	0	0	0	0.0
2021-22	UR	1-0	1/0.9	0-0	.000	0-0	.000	0-0	.000	0	1	1	1.0	0-0	0	0	0	0	0	0.0
2022-23	UR	2-0	3/1.4	0-0	.000	0-0	.000	0-0	.000	0	1	1	0.5	0-0	0	0	0	0	0	0.0
TOTAL		10-0	11/1.1	0-1	.000	0-0	.000	0-0	.000	1	4	5	0.5	0-0	0	0	0	0	0	0.0

JUNIOR (2021-22)

- Appeared in one game, grabbing a defensive rebound vs Bucknell

SOPHOMORE (2020-21)

- Appeared in two games (at Saint Joseph's, vs St. Mary's (MD) ... Did not register any stats in three minutes of playing time

FRESHMAN (2019-20)

- Appeared in five games, grabbing three rebounds and going 0-1 from the field in four minutes

HIGH SCHOOL

- Two-time captain at St. Joseph's Prep in Philadelphia

PERSONAL

- Son of Mike and Patricia
- Father Mike played basketball at William & Mary and La Salle ... At William & Mary, Arizin earned All-Southern Conference honors following his freshman and sophomore seasons ... Averaged 17.3 points and 7.5 rebounds in 54 games for the Tribe ... At La Salle, averaged 11.5 points in 1975-76 and led team in FG pct (49.6)

- Has a brother Luke and a half-brother Matt, who played baseball at Georgetown
- Grandfather Paul Arizin was inducted into the Naismith Memorial Basketball Hall of Fame in 1978 ... He was a 10-time NBA All-Star with the Philadelphia Warriors who twice led the league in scoring ... Missed two seasons in the prime of his career to serve with the Marines in the Korean War ... Third-leading scorer (16,266 points) in NBA history when he retired in 1962 rather than move with the Warriors to San Francisco ... Led nation in scoring (25.3 PPG) as a senior at Villanova in 1950 ... Had his No. 11 jersey retired by Villanova ... Inducted in College Basketball Hall of Fame in 2006 ... Member of inaugural class of Philadelphia Sports Hall of Fame (2004)
- Born on December 16, 2000
- Last name is pronounced "AIR-rizz-in"



#25 QUENTIN SOUTHALL
G | JR | 6'3" | 180
ALEXANDRIA, VA
GEORGETOWN PREP (MD)

CAREER STATS

				Field Goals		3-Point		F-Throws		Rebounds				Scoring						
SEASON	TEAM	GP-GS	MIN/AVG	FG-FGA	FG%	3FG-3FGA	3FG%	FT-FTA	FT%	OFF	DEF	TOT	AVG	PF-FO	A	TO	BLK	STL	PTS	AVG
2020-21	UR	1-0	2/1.6	0-0	.000	0-0	.000	0-0	.000	0	0	0	0.0	0-0	0	0	0	0	0	0.0
2021-22	UR	1-0	1/0.9	0-0	.000	0-0	.000	0-0	.000	0	0	0	0.0	0-0	0	0	0	0	0	0.0
2022-23	UR	1-0	1/0.7	0-1	.000	0-0	.000	0-0	.000	0	0	0	0.0	0-0	0	0	0	0	0	0.0
TOTAL		3-0	3/1.1	0-1	.000	0-0	.000	0-0	.000	0	0	0	0.0	0-0	0	0	0	0	0	0.0

SOPHOMORE (2021-22)

- Appeared in one game, playing final minute vs Bucknell ... Did not record any statistics

FRESHMAN (2020-21)

- Appeared in one game, playing final 1:38 vs St. Mary's (MD) ... Did not record any statistics

HIGH SCHOOL

- Attended Georgetown Prep in North Bethesda, Md.
- Team captain as a senior ... Averaged 8 points per game
- Honor Society member graduated with a 3.9 GPA

PERSONAL

- Son of Cornelius and Patricia
- Father Cornelius played defensive back for Notre Dame, winning a national championship in 1988 ... He served 27 years in the U.S. Secret Service and provided protection for every President from Richard Nixon to Donald Trump
- Born on November 9, 2001



#10 LIAM WEAVER
G | SO | 6'2" | 190
KANSAS CITY, MO
PEMBROKE HILL

CAREER STATS

				Field Goals		3-Point		F-Throws		Rebounds				Scoring						
SEASON	TEAM	GP-GS	MIN/AVG	FG-FGA	FG%	3FG-3FGA	3FG%	FT-FTA	FT%	OFF	DEF	TOT	AVG	PF-FO	A	TO	BLK	STL	PTS	AVG
2022-23	UR	1-0	1/0.7	0-0	.000	0-0	.000	0-0	.000	0	0	0	0.0	1-0	0	0	0	0	0	0.0
TOTAL		1-0	1/0.7	0-0	.000	0-0	.000	0-0	.000	0	0	0	0.0	1-0	0	0	0	0	0	0.0

FRESHMAN (2021-22)

- Did not appear in any games

HIGH SCHOOL

- 2021 Missouri Class 4 All-State selection ... 3-time All-District selection
- Selected to 2021 DiRenna All-Star team as one of top players in Kansas City
- Led Pembroke to 13-1 record and district championship as a senior
- 2021 McDonald's All-American nominee
- 3-year team captain at Pembroke Hill School
- 3-time All-State, 3-time All-Region, 4-time All-District soccer player at Pembroke Hill ... 2019 Missouri State Defender of the Year in soccer

PERSONAL

- Son of Michelle and Tim ... Father Tim ran track at Tulsa
- Has a younger sister Elizabeth
- Won multiple academic awards at Pembroke Hill and graduated in top 10 percent of his class
- Born on August 6, 2002



BOX SCORES

Official Basketball Box Score - Final															Game Time: 7:00 PM Game Duration: 2:02 Attendance: 6,049				
VMI at Richmond															11/17/22 Robins Center, Richmond 2022-23 Men's Basketball				
VMI - 48															Record: 0-1				
NO. Name	Min	FG	3P	FT	Rebounds	Fouls	TP	AS	TO	ST	Blocks	BS	BA	+/-	Shooting By Period				
		M-A	M-A	M-A	OR DR TOT	PF FO									1st FG%	2nd FG%	3rd FG%	4th FG%	5th FG%
42 DJ Nussbaum	C 25:07	1-3	0-1	0-0	2 2 4	5 1 2	1	0	0	0	0	0	0	-7	3PT% 2-16	20.0%			
2 Taeshaud Jackson	G 11:54	0-5	0-1	0-0	2 1 3	2 0 0	0	0	2	0	0	0	0	-9	FT% 7-12	58.3%			
3 Asher Woods	G 34:11	3-14	0-7	2-2	0 3 3	4 5 8	0	0	2	0	0	0	0	-20	2nd FG% 10-34	29.4%			
10 Tony Felder	G 19:51	1-8	1-4	2-2	1 2 3	4 1 5	2	1	0	0	1	1	1	-1	3PT% 5-17	29.4%			
30 Sean Conway	G 32:53	7-13	3-8	0-0	7 6 13	3 1 17	2	3	1	0	0	0	0	-21	FT% 2-2	100%			
14 Sam Wolfe	03:45	0-0	0-0	0-0	0 1 1	0 0 0	0	0	0	0	0	0	0	2	GM FG% 16-64	25.0%			
44 Tyler Houser	32:25	0-9	0-6	4-6	1 3 4	3 4 4	0	0	3	1	1	0	0	-19	3PT% 7-33	21.2%			
11 Devin Butler	23:03	3-7	3-5	1-4	2 3 5	2 2 10	0	0	0	0	0	0	0	-18	FT% 9-14	64.3%			
4 Rickey Bradley	16:51	1-5	0-1	0-0	0 1 1	2 2 2	1	0	0	0	0	0	0	-14	Dead Ball Rebounds: 2, 0				
Team					0 2 2	0 0 0	0	1							Technical Fouls: NONE				
Totals		16-64	7-33	9-14	15 24 39	25 16 48	6	12	2	1	5	0	0	-21					


Richmond - 69															Record: 1-0				
NO. Name	Min	FG	3P	FT	Rebounds	Fouls	TP	AS	TO	ST	Blocks	BS	BA	+/-	Shooting By Period				
		M-A	M-A	M-A	OR DR TOT	PF FO									1st FG%	2nd FG%	3rd FG%	4th FG%	5th FG%
3 Tyler Burton	F 31:10	4-12	2-8	2-2	2 9 11	1 2 12	2	0	0	0	1	1	14		3PT% 5-18	27.8%			
15 Matt Grace	F 27:20	0-1	0-1	1-2	0 4 4	1 3 1	3	2	0	0	1	0	2	18	FT% 5-12	41.7%			
32 Neal Quinn	C 19:24	3-3	0-0	1-4	1 6 7	2 4 7	3	1	0	0	1	0	18		2nd FG% 14-24	58.3%			
1 Jason Nelson	G 28:26	5-10	1-4	2-8	0 2 2	4 5 13	3	0	2	0	0	0	17		3PT% 2-10	20.0%			
22 Andre Gustavson	G 22:53	2-5	1-4	0-0	1 1 2	2 1 5	1	1	2	0	0	0	14		FT% 11-17	64.7%			
24 Isaiah Bigelow	18:42	3-6	0-3	5-6	0 4 4	3 3 11	0	0	2	1	0	0	14		GM FG% 23-51	45.1%			
4 DJ Bailey	16:39	3-5	1-2	0-1	3 5 8	2 3 7	1	3	0	0	0	0	6		3PT% 7-28	25.0%			
11 Jason Roche	17:40	1-5	1-4	3-4	2 1 3	1 3 6	0	0	0	0	1	0	18		FT% 16-29	55.2%			
2 Marcus Randolph	13:38	1-3	1-2	2-2	0 1 1	0 1 5	0	0	0	0	0	0	5		Dead Ball Rebounds: 8, 1				
21 Mike Walz	02:40	0-0	0-0	0-0	0 1 1	0 0 0	0	0	1	0	1	0	-1						
35 Aidan Noyes	01:28	1-1	0-0	0-0	0 0 0	0 0 0	0	2	0	0	0	0	0	-2					
Team					0 1 1	0 0 0	0	0											
Totals		23-51	7-28	16-29	9 35 44	17 25 69	13	10	5	1	5	1	21		Technical Fouls: Coach 1st 2nd 44				

Official Basketball Box Score - Final															Game Time: 7:00 PM Game Duration: 2:02 Attendance: 6,049				
VMI at Richmond															11/17/22 Robins Center, Richmond 2022-23 Men's Basketball				
VMI - 48															Record: 0-1				
NO. Name	Min	FG	3P	FT	Rebounds	Fouls	TP	AS	TO	ST	Blocks	BS	BA	+/-	Shooting By Period				
		M-A	M-A	M-A	OR DR TOT	PF FO									1st FG%	2nd FG%	3rd FG%	4th FG%	5th FG%
42 DJ Nussbaum	C 25:07	1-3	0-1	0-0	2 2 4	5 1 2	1	0	0	0	0	0	0	-7	3PT% 2-16	20.0%			
2 Taeshaud Jackson	G 11:54	0-5	0-1	0-0	2 1 3	2 0 0	0	0	2	0	0	0	0	-9	FT% 7-12	58.3%			
3 Asher Woods	G 34:11	3-14	0-7	2-2	0 3 3	4 5 8	0	0	2	0	0	0	0	-20	2nd FG% 10-34	29.4%			
10 Tony Felder	G 19:51	1-8	1-4	2-2	1 2 3	4 1 5	2	1	0	0	1	1	1	-1	3PT% 5-17	29.4%			
30 Sean Conway	G 32:53	7-13	3-8	0-0	7 6 13	3 1 17	2	3	1	0	0	0	0	-21	FT% 2-2	100%			
14 Sam Wolfe	03:45	0-0	0-0	0-0	0 1 1	0 0 0	0	0	0	0	0	0	0	2	GM FG% 16-64	25.0%			
44 Tyler Houser	32:25	0-9	0-6	4-6	1 3 4	3 4 4	0	0	3	1	1	0	0	-19	3PT% 7-33	21.2%			
11 Devin Butler	23:03	3-7	3-5	1-4	2 3 5	2 2 10	0	0	0	0	0	0	0	-18	FT% 9-14	64.3%			
4 Rickey Bradley	16:51	1-5	0-1	0-0	0 1 1	2 2 2	1	0	0	0	0	0	0	-14	Dead Ball Rebounds: 2, 0				
Team					0 2 2	0 0 0	0	1							Technical Fouls: NONE				
Totals		16-64	7-33	9-14	15 24 39	25 16 48	6	12	2	1	5	0	0	-21					

Official Basketball Box Score - Final															Game Time: 7:00 PM Game Duration: 2:02 Attendance: 6,049				
Richmond - 69															Record: 1-0				
NO. Name	Min	FG	3P	FT	Rebounds	Fouls	TP	AS	TO	ST	Blocks	BS	BA	+/-	Shooting By Period				
		M-A	M-A	M-A	OR DR TOT	PF FO									1st FG%	2nd FG%	3rd FG%	4th FG%	5th FG%
3 Tyler Burton	F 31:10	4-12	2-8	2-2	2 9 11	1 2 12	2	0	0	0	1	1	1	14	3PT% 5-18	27.8%			
15 Matt Grace	F 27:20	0-1	0-1	1-2	0 4 4	1 3 1	3	2	0	0	1	0	2	18	FT% 5-12	41.7%			
32 Neal Quinn	C 19:24	3-3	0-0	1-4	1 6 7	2 4 7	3	1	0	0	1	0	18	2nd FG% 14-24	58.3%				
1 Jason Nelson	G 28:26	5-10	1-4	2-8	0 2 2	4 5 13	3	0	2	0	0	0	17	3PT% 2-10	20.0%				
22 Andre Gustavson	G 22:53	2-5	1-4	0-0	1 1 2	2 1 5	1	1	2	0	0	0	14	FT% 11-17	64.7%				
24 Isaiah Bigelow	18:42	3-6	0-3	5-6	0 4 4	3 3 11	0	0	2	1	0	0	14	GM FG% 23-51	45.1%				
4 DJ Bailey	16:39	3-5	1-2	0-1	3 5 8	2 3 7	1	3	0	0	0	0	6	FT% 7-28	25.0%				
11 Jason Roche	17:40	1-5	1-4	3-4	2 1 3	1 3 6	0	0	0	0	1	0	18	FT% 16-29	55.2%				
2 Marcus Randolph	13:38	1-3	1-2	2-2	0 1 1	0 1 5	0	0	0	0	0	0	5	Dead Ball Rebounds: 8, 1					
21 Mike Walz	02:40	0-0	0-0	0-0	0 1 1	0 0 0	0	0	1	0	1	0	-1	Technical Fouls: NONE					
35 Aidan Noyes	01:28	1-1	0-0	0-0	0 0 0	0 0 0	0	2	0	0	0	0	0	-2					
Team					0 1 1	0 0 0	0	0											
Totals		23-51	7-28	16-29	9 35 44	17 25 69	13	10	5	1	5	1	21						

Official Basketball Box Score - Final															Game Time: 7:00 PM Game Duration: 2:02 Attendance: 6,049				
Richmond - 69															Record: 1-0				
NO. Name	Min	FG	3P	FT	Rebounds	Fouls	TP	AS	TO	ST	Blocks	BS	BA	+/-	Shooting By Period				
		M-A	M-A	M-A	OR DR TOT	PF FO									1st FG%	2nd FG%	3rd FG%	4th FG%	5th FG%
3 Tyler Burton	F 31:10	4-12	2-8	2-2	2 9 11	1 2 12	2	0	0	0	1	1	1	14	3PT% 5-18	27.8%			
15 Matt Grace	F 27:20	0-1	0-1	1-2	0 4 4	1 3 1	3	2	0	0	1	0	2	18	FT% 5-12	41.7%			
32 Neal Quinn	C 19:24	3-3	0-0	1-4	1 6 7	2 4 7	3	1	0	0	1	0	18	2nd FG% 14-24	58.3%				
1 Jason Nelson	G 28:26	5-10	1-4	2-8	0 2 2	4 5 13	3	0	2	0	0	0	17	3PT% 2-10	20.0%				
22 Andre Gustavson	G 22:53	2-5	1-4	0-0	1 1 2	2 1 5	1	1	2	0	0	0	14	FT% 11-17	64.7%				
24 Isaiah Bigelow	18:42	3-6	0-3	5-6	0 4 4	3 3 11	0	0	2	1	0	0	14	GM FG% 23-51	45.1%				
4 DJ Bailey	16:39	3-5	1-2	0-1	3 5 8	2 3 7	1	3	0	0	0	0	6	FT% 7-28	25.0%				
11 Jason Roche	17:40	1-5	1-4	3-4	2 1 3	1 3 6	0	0	0	0	1	0	18	FT% 16-29	55.2%				
2 Marcus Randolph	15:00	0-0	0-0	0-0	0 0 0	0 0 0	0	0	0	0	0	0	0	0					
10 Jamar Smith	14:00	0-0	0-0	0-0	0 0 0	0 0 0	0	0	0	0	0	0	0	0					
12 Jamar Smith	13:00	0-0	0-0	0-0	0 0 0	0 0 0	0	0	0	0	0	0	0	0					
13 Jamar Smith	12:00	0-0	0-0	0-0	0 0 0	0 0 0	0	0	0	0	0	0	0	0					
14 Jamar Smith	11:00	0-0	0-0	0-0	0 0 0	0 0 0	0	0	0	0	0	0	0	0					
16 Jamar Smith	10:00	0-0	0-0	0-0	0 0 0	0 0 0	0	0	0	0	0	0	0	0					
17 Jamar Smith	9:00	0-0	0-0	0-0	0 0 0	0 0 0	0	0	0	0	0	0	0	0					
18 Jamar Smith	8:00	0-0	0-0	0-0	0 0 0	0 0 0	0	0	0	0	0	0	0	0					
19 Jamar Smith	7:00	0-0	0-0	0-0	0 0 0	0 0 0	0	0	0	0	0	0	0	0					
20 Jamar Smith	6:00	0-0	0-0	0-0	0 0 0	0 0 0	0	0	0	0	0	0	0	0					
21 Jamar Smith	5:00	0-0	0-0	0-0	0 0 0	0 0 0	0	0	0	0	0	0	0	0					
23 Jamar Smith	4:00	0-0	0-0	0-0	0 0 0	0 0 0	0	0	0	0	0	0	0	0					
25 Jamar Smith	3:00	0-0	0-0	0-0	0 0 0	0 0 0	0	0	0	0	0	0	0	0					
26 Jamar Smith	2:00	0-0	0-0	0-0	0 0 0	0 0 0	0	0	0	0	0	0	0	0					
27 Jamar Smith	1:00	0-0	0-0	0-0	0 0 0	0 0 0	0	0	0	0	0	0	0	0					
28 Jamar Smith	0:00	0-0	0-0	0-0	0 0 0	0 0 0	0	0	0	0	0	0	0	0					
29 Jamar Smith		0-0	0-0	0-0	0 0 0	0 0 0	0	0	0	0	0	0	0	0					
30 Jamar Smith		0-0	0-0	0-0	0 0 0	0 0 0	0	0	0	0	0	0	0	0					
31 Jamar Smith		0-0	0-0	0-0	0 0 0	0 0 0	0	0	0	0	0	0	0	0					
33 Jamar Smith		0-0	0-0	0-0	0 0 0	0 0 0	0	0	0	0	0	0	0	0					
34 Jamar Smith		0-0	0-0	0-0	0 0 0	0 0 0	0	0	0	0	0	0	0	0					
35 Jamar Smith		0-0	0-0	0-0	0 0 0	0 0 0	0	0	0	0	0	0	0	0					
36 Jamar Smith		0-0	0-0	0-0	0 0 0	0 0 0	0	0	0	0	0	0	0	0					
37 Jamar Smith		0-0	0-0	0-0	0 0 0	0 0 0	0	0	0	0	0	0	0	0					
38 Jamar Smith		0-0	0-0	0-0	0 0 0	0 0 0	0	0	0	0	0	0	0	0					
39 Jamar Smith		0-0	0-0	0-0	0 0 0	0 0 0	0	0	0	0	0	0	0	0					
40 Jamar Smith		0-0	0-0	0-0	0 0 0	0 0 0	0	0	0	0	0	0	0	0					
41 Jamar Smith		0-0	0-0	0-0	0 0 0	0 0 0	0	0	0	0	0	0	0	0					
42 Jamar Smith		0-0	0-0	0-0	0 0 0	0 0 0	0	0	0	0	0	0	0	0					
43 Jamar Smith		0-0	0-0	0-0	0 0 0	0 0 0	0	0	0	0	0	0	0	0					
44 Jamar Smith		0-0	0-0	0-0	0 0 0	0 0 0	0	0	0	0	0	0	0	0					
45 Jamar Smith		0-0	0-0	0-0	0 0 0	0 0 0	0	0	0	0	0	0	0	0					
46 Jamar Smith		0-0	0-0	0-0	0 0 0	0 0 0	0	0	0	0	0	0	0	0					
47 Jamar Smith		0-0	0-0	0-0	0 0 0	0 0 0	0	0	0	0	0	0	0	0					
48 Jamar Smith		0-0	0-0	0-0	0 0 0	0 0 0	0	0	0	0	0	0	0	0					
49 Jamar Smith		0-0	0-0	0-0	0 0 0	0 0 0	0	0	0	0	0	0	0	0					
50 Jamar Smith		0-0	0-0	0-0	0 0 0	0 0 0	0	0	0	0	0	0	0	0					

BOX SCORES



Official Basketball Box Score - Final

Syracuse at Richmond

11/21/22 Barclays Center, Brooklyn, N.Y.

Vivid Seats Empire Classic benefiting WWP

Game Time: 7:00 PM

Game Duration: 2:00

Syracuse - 74

Record: 3-1

Officials: DJ Carstensen, Nathan Farrell, Justin Porterfield

NO. Name	Min	FG	3P	FT	Rebounds	Fouls	PF	AS	TO	ST	Blocks	BS	BA	+/-	Shooting By Period			
0 Chris Bell	F 33:30	4-8	3-5	0-0	0 1 1 1	1 0	11	1	1	0	0	0	0	3	1st FG% 15-26 57.7%	3PT% 4-7 57.1%	FT% 0-0 0%	
13 Benny Williams	F 39:38	2-6	0-1	0-0	1 2 3 4	0 4	4	1	1	4	0	0	0	8	2nd FG% 11-31 35.5%	2nd FG% 10-31 32.3%	3PT% 3-11 27.3%	
14 Jesse Edwards	C 31:12	4-6	0-0	2-4	4 4 8 3	4 4	10	1	1	2	6	0	0	9	FT% 4-6 66.7%	FT% 0-0 0.0%	FT% 3-5 60%	
3 Judah Mintz	G 37:34	7-16	0-1	2-2	1 0 1 1	1 1	16	4	0	3	1	0	0	8	GM FG% 30-63 47.6%	3PT% 7-18 38.9%	FT% 7-11 63.6%	
11 Joseph Girard III	G 42:12	12-24	4-11	3-5	1 3 4 1	5 3	31	2	2	0	0	0	0	4	Dead Ball Rebounds: 3, 1			
55 Mounir Hima	13:48	0-1	0-0	0-0	0 1 1 1	1 1	0	0	0	0	2	0	0	-6	Technical Fouls: NONE			
1 Malik Brown	05:22	1-1	0-0	0-0	1 1 2 1	0 0	2	0	0	0	0	0	0	-5				
5 Justin Taylor	11:30	0-1	0-0	0-0	0 1 1 0	0 0	1	0	0	0	0	0	0	0				
10 Symir Torrence	10:14	0-0	0-0	0-0	0 0 0 0	0 1	0	0	1	1	1	0	0	-6				
Team					1 5 6	0	0	0	0	0	0	0	0					
Totals		30-63	7-18	7-11	9 18 27	12 12	74	11	6	10	9	0	3					

Richmond - 71

Record: 2-3

Technical Fouls: NONE

NO. Name	Min	FG	3P	FT	Rebounds	Fouls	PF	AS	TO	ST	Blocks	BS	BA	+/-	Shooting By Period			
3 Tyler Burton	F 45:00	4-14	2-8	3-8	4 11 15	0 6	13	2	3	1	0	2	-3	1st FG% 12-31 38.4%	3PT% 4-11 36.4%	FT% 1-1 100%		
24 Isaiah Bigelow	F 33:32	7-19	3-9	0-0	0 2 2 0	0 1	17	0	2	1	0	2	-8	2nd FG% 12-24 50.0%	2nd FG% 12-23 52.2%	3PT% 7-12 58.3%		
32 Neal Quinn	C 33:52	4-6	0-0	0-0	5 4 9 4	2 8	2	2	0	0	0	0	-3	3PT% 3-8 37.5%	FT% 3-8 37.5%	FT% 2-8 25.0%		
1 Jason Nelson	G 36:21	5-9	4-6	0-0	3 1 4 4	1 14	6	2	2	2	0	0	-4	GM FG% 27-66 40.9%	3PT% 13-31 41.9%	FT% 4-9 44.4%		
22 Andre Gustavson	G 30:34	1-5	0-0	0-0	1 1 1 3	1 2	3	2	0	0	0	2	-5	Dead Ball Rebounds: 5, 1				
4 Dj Bailey	12:43	2-4	0-0	1-1	3 4 0	1 5	2	1	1	0	0	0	1	1	Technical Fouls: NONE			
21 Mike Walz	00:52	0-0	0-0	0-0	0 0 0 0	0 0	0	0	0	0	0	0	0	-4				
11 Jason Roche	30:20	4-9	4-8	0-0	3 2 5 1	0 10	12	1	1	0	0	0	10					
2 Marcus Randolph	01:46	0-0	0-0	0-0	0 0 0 0	0 0	0	0	0	0	0	0	1	1				
Team					2 2 4	0	4											
Totals		27-66	13-31	4-9	20 24 44	12 12	71	16	18	5	0	9	-3					

Syr

Rich

Biggest lead

12 (1st 15:05)

5 (2nd 5:54)

Best Scoring Run

12 (1st 15:05)

8 (2nd 9:01)

Lead Changes

16

Times Tied

8

Time with Lead

24:51

13:30

Points from

Turnovers

Paint

Second Chance

Fast Breaks

Bench

Syr

Rich

40

26

13

9

21

8

Period by Period Scoring

1st

2nd

OT1

TOT

Syr

34

29

11

74

Rich

29

34

8

71

Game Notes: VIVID SEATS EMPIRE CLASSIC benefiting WWP - SEMIFINAL GAME 1 ♦

BOX SCORES

Official Basketball Box Score - Final														
Drake at Richmond														
12/10/22 Robins Center, Richmond														
2022-23 Men's Basketball														
Game Time: 2:00 PM														
Game Duration: 1:53														
Attendance: 6,447														
Officials: Raymie Slyons, Tim Comer, Jeff Pon														
Drake - 52														
Record: 8-2														
NO. Name	Min	FG	3P	FT	Rebounds	Fouls	TP	AS	TO	ST	Blocks	BS	BA	+/
Min	FG	3P	FT	OR	DR	PF	FD	PF	FD	PF	FD	PF	FD	PF
51 Darnell Brodie	F 18:07	1-6	0-0	0-2	3	5	3	2	10	1	1	0	0	1 -11
0 D.J. Wilkins	F 25:22	0-5	0-3	1-2	0	1	1	3	3	1	1	1	0	0 -20
1 Roman Penn	G 30:42	4-9	0-1	2-3	1	4	5	3	2	10	1	1	2	0 -17
3 Garrett Sturtz	G 26:03	1-5	0-1	2-2	0	3	3	2	2	4	2	2	0	0 -22
12 Tucker DeVries	G 30:40	3-11	1-6	2-2	0	4	4	1	3	9	0	1	1	0 -32
14 Sardaar Calhoun	20:15	7-13	2-6	1-1	0	0	0	4	1	17	0	2	3	0 -10
35 Eric Northweather	12:32	0-2	0-2	1-2	0	0	3	0	2	1	1	0	0	2 -23
10 Okay Djamgouz	07:31	0-0	0-0	0-0	0	0	0	1	0	0	0	0	0	0 -8
4 Connor Enright	20:26	1-3	0-1	2-2	0	2	2	3	1	4	0	2	0	0 -9
21 Bryceon Burns	04:11	0-1	0-1	0-0	0	0	0	0	1	0	0	0	0	0 -1
24 Nate Ferguson	04:11	1-1	0-0	2-2	0	1	1	1	1	4	0	0	0	1 -1
Team					0	1	1			0				
Totals		18-56	3-21	13-18	4	24	28	21	19	52	5	13	6	3 2 -30
Technical Fouls: NONE														


Richmond - 82														
Record: 4-5														
NO. Name	Min	FG	3P	FT	Rebounds	Fouls	TP	AS	TO	ST	Blocks	BS	BA	+/
Min	FG	3P	FT	OR	DR	PF	FD	PF	FD	PF	FD	PF	FD	PF
3 Tyler Burton	F 32:11	5-11	0-3	7-9	1	6	7	1	8	17	2	1	2	1 0 36
15 Matt Grace	F 26:20	2-5	0-2	0-0	0	6	6	1	0	4	2	2	0	1 1 18
32 Neal Quinn	C 20:16	8-9	0-1	1-3	0	6	2	3	17	3	0	1	0	0 24
1 Jason Nelson	G 28:26	6-9	3-3	4-5	0	4	4	2	5	19	1	2	1	0 23
22 Andre Gustavson	G 17:31	1-3	0-1	0-0	0	2	2	3	0	2	0	1	0	0 19
11 Jason Roche	24:10	2-4	1-3	2-2	0	1	1	2	1	7	0	1	0	0 25
4 DJ Bailey	14:08	1-5	0-1	0-0	0	4	4	2	0	2	1	1	1	0 1 6
24 Isaiah Bigelow	14:50	3-6	0-3	1-1	0	5	5	2	3	7	0	0	2	0 0 6
2 Marcus Randolph	10:27	0-1	0-0	0-0	1	1	2	3	0	0	2	0	0	0 -8
21 Mike Walz	04:11	1-1	0-0	2-2	1	2	3	1	1	4	0	3	0	0 -1
5 Connor Crabtree	03:45	1-1	1-1	0-0	0	0	0	0	0	3	0	0	0	0 1
35 Aidan Noyes	03:45	0-0	0-0	0-0	0	1	1	0	0	0	0	0	0	0 1
Team					0	0	0			0				
Totals		30-55	5-18	17-22	3	38	41	19	21	82	9	15	7	2 3 -30
Technical Fouls: NONE														

Technical Periods: (CONT.)															
	DRAKE		RICH				Points from		DRAKE		RICH		Period by Period Scoring		
Biggest lead	0 (1 st 20:00)		31 (2 nd 4:43)				Turnovers		15	16			1st	2nd	TOT
Best Scoring Run	8 (2 nd 10:10)		17 (1 st 13:09)		Paint				24	46					
Lead Changes	0		0		Second Chance				0	4	DRAKE		25	27	52
Times Tied	0		0		Fast Breaks				10	12	RICH		47	35	82
Time with Lead	00:00		38:28		Bench				26	23					

Official Basketball Box Score - Final														
Fairleigh Dickinson at Richmond														
12/13/22 Robins Center, Richmond														
2022-23 Men's Basketball														
Game Time: 7:00 PM														
Game Duration: 1:34														
Attendance: 5,004														
Officials: John Gaffney, Bill Covington Jr., Pat O'Connell														
Fairleigh Dickinson - 48														
Record: 6-7														
NO. Name	Min	FG	3P	FT	Rebounds	Fouls	TP	AS	TO	ST	Blocks	BS	BA	+/
Min	FG	3P	FT	OR	DR	PF	FD	PF	FD	PF	FD	PF	FD	PF
5 Ansel Almonor	F 25:09	3-10	1-6	0-0	0	6	6	1	3	7	2	2	1	0 -18
1 Joe Munden Jr.	G 16:03	3-6	1-2	1-1	1	0	1	0	1	8	0	0	0	0 -21
2 Demetre Roberts	G 28:54	2-13	2-5	1-2	1	0	1	0	1	7	2	1	1	0 -27
4 Grant Singleton	G 25:44	4-10	2-5	0-0	0	6	6	1	0	10	2	0	1	0 -19
12 Sebastian Lamaute	G 18:21	0-6	0-4	0-0	1	0	1	3	0	0	1	1	0	0 -4
11 Sean Moore	22:59	1-2	0-1	0-0	1	2	3	3	0	2	1	2	4	0 -26
13 Joriel Emanuel	20:39	2-3	0-0	1-1	1	3	4	0	1	5	1	1	0	0 -14
21 Cameron Tweedy	10:54	2-6	0-0	0-0	2	2	4	2	0	4	2	0	2	0 -7
22 Trevon Blessingame	20:21	2-5	1-4	0-0	0	0	0	0	1	5	0	2	1	0 -5
24 Brayden Reynolds	06:15	0-0	0-0	0-0	1	1	2	0	0	0	1	0	0	0 -5
14 Pier-Olivier Racine	01:34	0-0	0-0	0-0	0	0	0	0	0	0	0	1	0	0 -3
25 Daniel Rodriguez	02:23	0-0	0-0	0-0	0	0	0	0	0	0	0	0	0	0 -1
20 Brandon Upshaw	00:44	0-0	0-0	0-0	0	0	0	0	0	0	0	0	0	0 -2
Team					1	1	2			0				
Totals		19-61	7-27	3-4	8	21	29	13	6	48	12	11	10	0 4 -29
Technical Fouls: NONE														

Richmond - 77														
Record: 5-5														
NO. Name	Min	FG	3P	FT	Rebounds	Fouls	TP	AS	TO	ST	Blocks	BS	BA	+/
		M/A	M/A	O/R	OR	PF	FD							
3 Tyler Burton	F 22:01	5-9	1-5	1-1	0	9	9	0	2	12	1	0	0	1 29
15 Matt Grace	F 20:40	2-3	0-1	0-0	0	2	2	1	0	4	2	3	0	0 17
32 Neal Quinn	C 19:31	4-4	1-1	0-0	1	4	5	0	0	9	3	1	1	3 30
1 Jason Nelson	G 23:50	3-7	1-5	2-2	0	2	2	2	4	9	5	2	0	0 22
22 Andre Gustavson	G 19:59	1-4	1-2	0-0	0	2	2	0	0	3	1	0	2	0 22
4 DJ Bailey	14:17	1-2	0-1	1-2	0	2	2	0	3	3	3	0	0	0 9
11 Jason Roche	22:40	3-7	3-6	0-0	1	2	3	0	0	9	1	1	0	0 2
24 Isaiah Bigelow	15:47	6-9	3-4	2-2	2	4	6	0	3	17	2	2	1	0 10
2 Marcus Randolph	10:53	1-2	1-1	0-0	0	2	2	0	1	3	0	1	0	0 10
5 Connor Crabtree	08:45	0-2	0-2	0-0	1	2	3	0	0	0	1	0	1	0 -6
21 Mike Walz	10:51	1-2	0-0	0-0	0	0	0	2	0	2	0	1	0	0 -2
35 Aidan Noyes	05:15	2-3	2-3	0-0	0	1	1	0	0	6	0	0	0	0 4
12 Malcolm Dread	02:23	0-0	0-0	0-0	0	2	2	0	0	0	0	0	0	0 1
34 Gabe Arizin	01:40	0-0	0-0	0-0	0	0	0	0	0	0	0	0	0	0 1
10 Liam Weaver	00:44	0-0	0-0	0-0	0	0	0	1	0	0	0	0	0	0 -2
25 Quentin Southall	00:44	0-1	0-0	0-0	0	0	0	0	0	0	0	0	0	0 -2
Team					0 0 0			0	0					
Totals		29-55	13-31	6-7	5	34	39	6	13	77	19	14	5	4 0 29
Technical Fouls: NONE														
<div>Shooting By Period</div> <div>1st FG% 16-31 51.6% 3PT% 8-19 42.1% FT% 2-2 100% 2nd FG% 13-24 54.2% 3PT% 5-12 41.7% FT% 4-5 80% GM FG% 29-55 52.7% 3PT% 13-31 41.9% FT% 6-7 85.7%</div> <div>Dead Ball Rebounds: 1-0</div>														

BOX SCORES



Official Basketball Box Score - Final

Coppin St. at Richmond

12/28/22 Robins Center, Richmond

2022-23 Men's Basketball

Game Time: 7:00 PM

Game Duration: 1:48

Attendance: 6,007

Coppin St. - 65

Record: 5-11

Officials: Jamie Luckie, Raymie Styons, Jeremy Mosier

NO.	Name	Min	FG M-A	3P M-A	FT M-A	Rebounds OR DR TOT	Fouls PF FD	TP	AS	TO	ST	Blocks BS BA	+/-
24	Daniel Titus	F 24:34	0-4	0-3	0-0	0 6 6	3 2 0	0	1	0	0	0 0	-13
3	Sam Sessions	G 30:00	5-11	1-3	2-4	1 1 2	4 2 13	4	2	0	0	1	-17
4	Nendah Tarke	G 34:31	4-10	1-2	1-2	1 6 7	4 3 10	1	2	0	0	0	-20
5	Greg Spurlock	G 31:48	3-5	1-2	0-0	0 4 4	1 0 7	3	2	3	0	0	-19
10	Kam'Ron Blue	G 34:06	6-11	4-8	0-0	1 4 5	2 0 16	0	2	1	0	1	-12
1	Justin Steers	11:27	2-3	0-0	1-1	0 3 3	4 3 5	0	3	0	0	0	-5
2	Mike Hood	21:15	3-7	0-2	5-6	0 0 0	2 2 11	0	0	0	0	0	-9
13	Alex Rojas	07:46	1-2	1-2	0-0	1 0 1	1 0 3	0	0	0	0	0	2
0	Malik Battle	02:23	0-0	0-0	0-0	0 0 0	1 0 0	0	1	0	0	0	6
33	Luka Tekavcic	02:10	0-1	0-0	0-0	0 0 0	0 0 0	0	0	0	0	0	-3
Team						0 0 0							
Totals			24-54	8-22	9-13	4 24 28	22 12	65	8	13	4	0	-18

Technical Fouls:Blue 1st0:03

Richmond - 83

Record: 7-6

Shooting By Period

NO.	Name	Min	FG M-A	3P M-A	FT M-A	Rebounds OR DR TOT	Fouls PF FD	TP	AS	TO	ST	Blocks BS BA	+/-	
3	Tyler Burton	F 37:09	6-13	3-8	5-9	1 7 8	0 6 6	20	1	3	1	0	0	16
15	Matt Grace	F 21:07	2-4	0-1	4-5	1 0 1	3 6 8	8	2	0	2	0	0	13
32	Neal Quinn	C 24:37	7-8	0-0	0-0	0 4 4	1 1 4	14	7	0	0	2	0	16
1	Jason Nelson	G 31:04	1-9	1-6	5-6	0 1 1	1 4 8	4	2	1	0	0	18	
22	Andre Gustavson	G 25:39	3-3	2-2	0-0	1 7 8	2 2 8	2	0	1	0	0	18	
24	Isaiah Bigelow	17:22	2-6	0-2	0-0	1 5 6	1 0 4	4	2	1	0	0	-6	
11	Jason Roche	19:44	4-8	4-8	4-4	1 2 3	1 1 16	0	0	0	3	0	19	
2	Marcus Randolph	15:44	2-3	1-1	0-0	0 0 0	3 1 5	1	1	1	0	0	2	
5	Connor Crabtree	04:04	0-0	0-0	0-0	0 0 0	1 0 0	0	0	0	0	0	0	
21	Mike Walz	01:49	0-0	0-0	0-0	0 2 2	0 0 0	0	0	1	0	0	-3	
35	Aidan Noyes	01:41	0-0	0-0	0-0	0 0 0	0 0 0	0	0	0	0	0	-3	
Team						0 0 0								
Totals			27-54	11-28	18-24	5 28 33	13 21	83	19	9	8	2	0	18

Technical Fouls:Quinn 1st1:13

Coppin

RICH

Biggest lead

4 (1st 5:37)

21 (2nd 2:12)

Best Scoring Run

8 (1st 13:00)

8 (1st 18:18)

Lead Changes

12

8

Times Tied

8

10

Time with Lead

03:41

32:07

Points from Turnovers

Coppin

5

14

Paint

Coppin

32

28

Second Chance

Coppin

8

6

Fast Breaks

Coppin

10

4

Bench

Coppin

19

25

Period by Period Scoring

	1st	2nd	TOT
Coppin	38	27	65
RICH	40	43	83

Official Basketball Box Score - Final
Richmond at George Mason
12/31/22 EagleBank Arena, Fairfax
2022-23 Men's Basketball

Game Time: 2:00 PM
Game Duration: 2:02
Attendance: 4,014

Richmond - 58

Record: 7-7 (0-1)

Officials: Earl Walton, Justin Porterfield, Steve Anderson

NO.	Name	Min	FG M-A	3P M-A	FT M-A	Rebounds OR DR TOT	Fouls PF FD	TP	AS	TO	ST	Blocks BS BA	+/-
3	Tyler Burton	F 40:00	8-18	2-4	3-7	2 4 6	2 6 21	0	4	0	0	3	-4
15	Matt Grace	F 30:20	5-12	3-9	2-4	0 1 1	4 2 15	2	1	2	0	0	3
32	Neal Quinn	C 20:16	2-5	0-0	0-1	0 2 2	1 2 4	2	0	0	0	0	1
1	Jason Nelson	G 18:25	4-7	0-1	0-0	0 4 4	4 0 8	2	1	0	0	0	0
22	Andre Gustavson	G 35:55	0-1	0-0	0-0	0 2 2	4 0 0	2	3	2	0	0	-2
2	Marcus Randolph	21:39	3-5	1-1	0-0	0 0 0	2 3 7	0	0	1	0	0	-4
11	Jason Roche	13:17	0-3	0-3	2-2	0 2 2	1 2 0	0	0	0	0	0	-2
24	Isaiah Bigelow	18:50	0-4	0-3	1-2	4 8 12	2 3 11	0	0	0	0	0	-10
5	Connor Crabtree	01:18	0-0	0-0	0-0	0 0 0	0 0 0	0	0	0	1	0	-2
Team						4 2 6							
Totals			22-55	6-21	8-16	10 25 35	21 17	58	8	10	6	0	-4

Shooting By Period		
1 st FG%	11-24	45.8%
3PT%	3-8	37.5%
FT%	7-13	53.8%
2 nd FG%	11-31	35.5%
3PT%	3-13	23.1%
FT%	1-3	33.3%
GM FG%	22-55	40.0%
3PT%	6-21	28.6%
FT%	8-16	50.0%

Dead Ball Rebounds: 2, 1

Technical Fouls:NONE

George Mason - 62

Record: 9-5 (1-0)

NO.	Name	Min	FG M-A	3P M-A	FT M-A	Rebounds OR DR TOT	Fouls PF FD	TP	AS	TO	ST	Blocks BS BA	+/-	
13	Josh Odoro	F 23:02	5-9	0-1	0-2	2 10 12	3 3 10	1	2	0	1	0	4	
0	DeVon Cooper	G 31:35	2-8	1-7	1-2	0 1 1	3 2 6	1	3	0	1	0	5	
1	Ronald Polite III	G 35:28	6-9	1-2	9-10	1 2 3	2 5 22	2	1	0	0	0	13	
2	Victor Bailey Jr.	G 38:10	2-6	0-2	3-5	0 4 4	0 4 7	1	0	1	0	0	2	
3	Davonte Gaines	G 15:18	0-2	0-2	1-2	0 3 3	1 2 1	2	0	0	0	0	-5	
15	Saquran Singleton	22:22	2-4	0-0	1-4	0 2 2	2 4 5	2	2	4	0	0	11	
20	Ginika Ojajoko	17:36	3-3	0-0	0-2	0 2 2	2 1 6	0	0	0	1	0	-7	
5	Davin Dinkins	04:41	0-1	0-1	0-0	0 0 0	0 0 0	0	0	1	0	0	-9	
24	Blake Jones	03:31	0-0	0-0	0-0	0 0 0	0 2 0	0	0	0	0	0	3	
4	Justyn Fernandez	04:29	2-2	1-1	0-0	0 0 0	1 0 5	0	1	0	0	0	2	
35	Malik Henry	05:48	0-1	0-0	0-0	1 4 5	1 0 0	0	0	0	0	0	1	
Team						1 1 2								
Totals			22-45	3-16	15-27	5 29 34	17 21	62	9	10	5	3	0	4

Shooting By Period		
1 st FG%	11-20	55.0%
3PT%	2-7	28.6%
FT%	8-13	61.5%
2 nd FG%	11-25	44.0%
3PT%	1-9	11.1%
FT%	7-14	50%
GM FG%	22-45	48.9%
3PT%	3-16	18.8%
FT%	15-27	55.6%

Dead Ball Rebounds: 4, 0

Technical Fouls:NONE

	RICH	MASON
Biggest lead	6 (1 st 12:37)	7 (2 nd 10:18)
Best Scoring Run	6 (1 st 12:37)	10 (2 nd 13:45)
Lead Changes	8	
Times Tied	6	
Time with Lead	17:21	17:44

Points from	RICH	MASON
Turnovers	6	10
Paint	20	38
Second Chance	9	4
Fast Breaks	0	16
Bench	10	16

Period by Period Scoring			
	1st	2nd	TOT
RICH	32	26	58
MASON	32	30	62



SPIDERS SEASON RANKS

TEAM RANKS

Statistic	National Rank	Conference Rank	Value
Assist/Turnover Ratio (352 ranked)	142	4	1.09
Assists Per Game (352 ranked)	196	8	13.3
Bench Points per game (352 ranked)	219	8	19.21
Blocks Per Game (352 ranked)	257	13	2.6
Effective FG pct (352 ranked)	104	4	0.528
Fastbreak Points (352 ranked)	331	15	5.71
Field Goal Percentage (352 ranked)	181	6	44.4
Field Goal Percentage Defense (352 ranked)	94	5	41.0
Fouls Per Game (352 ranked)	37	2	14.6
Free Throw Attempts Per Game (352 ranked)	280	14	15.6
Free Throw Percentage (352 ranked)	226	8	69.4
Free Throws Made Per Game (352 ranked)	274	13	10.9
Rebound Margin (352 ranked)	211	9	0.5
Rebounds (Defensive) Per Game (352 ranked)	75	5	27.07
Rebounds (Offensive) Per Game (352 ranked)	334	15	7.50
Rebounds Per Game (352 ranked)	241	8	34.57
Scoring Defense (352 ranked)	79	3	64.6
Scoring Margin (352 ranked)	157	5	4.9
Scoring Offense (352 ranked)	230	8	69.6
Steals Per Game (352 ranked)	241	8	6.0
Three Point Attempts Per Game (352 ranked)	51	2	25.5
Three Point Percentage (352 ranked)	76	3	36.4
Three Point Percentage Defense (352 ranked)	104	6	31.2
Three Pointers Per Game (352 ranked)	35	1	9.3
Turnover Margin (352 ranked)	248	8	-0.6
Turnovers Forced Per Game (352 ranked)	301	11	11.50
Turnovers Per Game (352 ranked)	99	4	12.1
Winning Percentage (352 ranked)	202	9	50.0

INDIVIDUAL RANKS

Statistic	Player	National Rank	Conference Rank	Value
Assist/Turnover Ratio (350 ranked)	Jason Nelson	254	8	1.50
Assists (347 ranked)	Jason Nelson	347	12	42
Assists Per Game (350 ranked)				
Blocks (291 ranked)				
Blocks Per Game (344 ranked)				
Double Doubles (320 ranked)	Tyler Burton	171	10	2
	Isaiah Bigelow	320	16	1
Field Goal Attempts (345 ranked)	Tyler Burton	55	2	199
Field Goal Percentage (331 ranked)	Tyler Burton	167	6	47.2
Field Goals (327 ranked)	Tyler Burton	50	3	94
Free Throw Attempts (340 ranked)	Tyler Burton	120	7	69
Free Throw Percentage (344 ranked)				
Free Throws (322 ranked)	Tyler Burton	165	11	48
Minutes Per Game (347 ranked)	Tyler Burton	32	6	35:36
Points (345 ranked)	Tyler Burton	41	3	268
Points Per Game (347 ranked)	Tyler Burton	34	2	19.1
Rebounds (349 ranked)	Tyler Burton	105	4	109
	Isaiah Bigelow	334	15	83
Rebounds (Defensive) Per Game (350 ranked)	Tyler Burton	45	2	6.36
	Isaiah Bigelow	212	10	4.79
Rebounds (Offensive) Per Game (341 ranked)				
Rebounds Per Game (350 ranked)	Tyler Burton	99	4	7.8
	Isaiah Bigelow	344	17	5.9
Steals (305 ranked)				
Steals Per Game (330 ranked)				
Three Point Attempts (331 ranked)	Tyler Burton	175	11	84
Three Point Percentage (107 ranked)				
Three Pointers Per Game (349 ranked)	Tyler Burton	155	9	2.29
	Jason Roche	207	13	2.14
Total 3-point FGM (337 ranked)	Tyler Burton	154	9	32
	Jason Roche	195	12	30
Triple Doubles (1 ranked)				



SPIDERS STATS

Game Records

Record	Overall	Home	Away	Neutral
ALL GAMES	7-7	6-1	0-4	1-2
CONFERENCE	0-1	0-0	0-1	0-0
NON-CONFERENCE	7-6	6-1	0-3	1-2

Score by Periods

Team	1st	2nd	OT	TOT
Richmond	441	516	17	974
Opponents	428	455	22	905

Team Box Score

No.	Player				Total		3-Point		F-Throw		Rebounds													
		GP-GS	MIN	AVG	FG-FGA	FG%	3FG-3FGA	3FG%	FT-FTA	FT%	OFF	DEF	TOT	AVG	PF	DQ	A	TO	BLK	STL	PTS	AVG		
3	BURTON, Tyler	14-14	498:27	35.6	94-199	.472	32-84	.381	48-69	.696	20	89	109	7.8	20	0	24	27	8	16	268	19.1		
1	NELSON, Jason	14-14	422:16	30.2	49-125	.392	15-52	.288	29-43	.674	7	33	40	2.9	30	0	42	28	0	17	142	10.1		
24	BIGELOW, Isaiah	14-4	310:52	22.2	39-114	.342	17-63	.270	22-27	.815	16	67	83	5.9	27	0	7	16	4	12	117	8.4		
11	ROCHE, Jason	14-1	295:59	21.1	33-76	.434	30-67	.448	12-13	.923	9	22	31	2.2	17	0	3	3	2	4	108	7.7		
32	QUINN, Neal	14-14	294:15	21.0	47-72	.653	1-2	.500	13-23	.565	16	44	60	4.3	25	0	40	19	10	4	108	7.7		
15	GRACE, Matt	10-9	256:18	25.6	27-62	.435	10-32	.313	13-18	.722	3	32	35	3.5	18	0	28	14	11	5	77	7.7		
22	GUSTAVSON, Andre	14-14	381:16	27.2	25-55	.455	11-25	.440	4-8	.500	6	36	42	3.0	31	1	21	17	0	15	65	4.6		
2	RANDOLPH, Marcus	14-0	182:41	13.0	13-30	.433	8-15	.533	6-8	.750	5	9	14	1.0	18	0	6	12	0	5	40	2.9		
4	BAILEY, Dji	10-0	125:36	12.6	10-29	.345	2-8	.250	3-7	.429	9	17	26	2.6	13	0	13	15	1	4	25	2.5		
35	NOYES, Aidan	7-0	16:58	2.4	5-6	.833	3-4	.750	0-0	.000	0	2	2	0.3	0	0	0	0	0	0	13	1.9		
5	CRABTREE, Connor	6-0	27:45	4.6	2-6	.333	1-4	.250	0-1	.000	1	3	4	0.7	2	0	1	0	0	2	5	0.8		
21	WALZ, Mike	9-0	30:02	3.3	2-3	.667	0-0	.000	2-2	1.000	1	7	8	0.9	3	0	1	7	1	0	6	0.7		
12	DREAD, Malcolm	2-0	03:25	1.7	0-1	.000	0-1	.000	0-0	.000	0	2	2	1.0	0	0	0	0	0	0	0	0.0		
25	SOUTHALL, Quentin	1-0	00:44	0.7	0-1	.000	0-0	.000	0-0	.000	0	0	0	0.0	0	0	0	0	0	0	0	0.0		
10	WEAVER, Liam	1-0	00:44	0.7	0-0	.000	0-0	.000	0-0	.000	0	0	0	0.0	1	0	0	0	0	0	0	0.0		
34	ARIZIN, Gabe	2-0	02:42	1.4	0-0	.000	0-0	.000	0-0	.000	0	1	1	0.5	0	0	0	0	0	0	0	0.0		
Team											12	15	27				12							
Total		14	2850		346-779	.444	130-357	.364	152-219	.694	105	379	484	34.6	205	1	186	170	37	84	974	69.6		
Opponents		14	2850		330-804	.410	103-330	.312	142-211	.673	124	353	477	34.1	235	1	159	161	44	93	905	64.6		

Team Statistics

	UR	OPP
Scoring	974	905
Points per game	69.6	64.6
Scoring margin	+4.9	-
Field goals-att	346-779	330-804
Field goal pct	.444	.410
3 point fg-att	130-357	103-330
3-point FG pct	.364	.312
3-pt FG made per game	9.3	7.4
Free throws-att	152-219	142-211
Free throw pct	.694	.673
F-Throws made per game	10.9	10.1
Rebounds	484	477
Rebounds per game	34.6	34.1
Rebounding margin	+0.5	-
Assists	186	159
Assists per game	13.3	11.4
Turnovers	170	161
Turnovers per game	12.1	11.5
Turnover margin	-0.6	-
Assist/turnover ratio	1.1	1.0
Steals	84	93
Steals per game	6.0	6.6
Blocks	37	44
Blocks per game	2.6	3.1
Winning streak	0	-
Home win streak	4	-
Attendance	42019	15874
Home games-Avg/Game	7-6003	4-3969
Neutral site-Avg/Game	-	3-1372

Team Results

Date	Opponent		Score	Att.
11/07/2022	VMI	W	69-48	6049
11/11/2022	UNI	W	68-55	6814
11/14/2022	at Col. of Charleston	Lot	90-92	4515
11/17/2022	Wichita St.	L	53-56	5896
11/21/2022	vs Syracuse	Lot	71-74	0
11/22/2022	vs Temple	W	61-49	0
11/30/2022	at Toledo	L	67-90	4166
12/03/2022	at William & Mary	L	57-58	3179
12/10/2022	Drake	W	82-52	6447
12/13/2022	Fairleigh Dickinson	W	77-48	5004
12/17/2022	vs Clemson	L	57-85	4117
12/21/2022	Bucknell	W	81-71	5802
12/28/2022	Coppin St.	W	83-65	6007
12/31/2022	at George Mason	L	58-62	4014



SPEED CHART



#1 JASON NELSON
G | R-FR | 5'10" | 175 | RICHMOND, VA

PTS	REB	AST	STL	MIN
10.1	2.9	3.0	1.2	30.2

- 10.1 PPG ranks 2nd among all A-10 freshmen this season
- All 8 of his pts in 2nd half at GMU, limited to 3 mins in 1st half w 2 fouls
- 1 of 2 players to win multiple A-10 ROTW awards this yr (Yann Farell, SBU)
- Named A-10 Rookie of the Week on 12/12 (game-high 19 pts vs Drake)
- Redshirted last yr after 4-time All-A10 PG Jacob Gilyard returned for 5th yr

CAREER HIGHS		LAST GAME	
PTS	REB	PTS	REB
21	4	8	4
AST	STL	AST	STL
7	2	2	0



#2 MARCUS RANDOLPH
G | SO | 6'5" | 195 | WILLINGBORO, NJ

PTS	REB	AST	STL	MIN
2.9	1.0	0.4	0.4	13.0

- Scored career-high 7 points at George Mason (all in 1st half)
- Played career-high 22 mins at George Mason (17 in 1st half)
- Mooney: "tough enough to bang w big guys, quick enough to guard on the perimeter"
- 2-time All-State, 2-time All-Catholic League at Archbishop Wood (PA)
- Led Archbishop Wood to Catholic League title, 6A runner-up in 2021

CAREER HIGHS		LAST GAME	
PTS	REB	PTS	REB
6	3	7	0
AST	STL	AST	STL
3	1	0	1



#3 TYLER BURTON
F | SR | 6'7" | 215 | UXBRIDGE, MA

PTS	REB	AST	STL	MIN
19.1	7.8	1.7	1.1	35.6

- 20+ pts in 4 straight games (longest UR streak since 2018 - G. Golden)
- 2nd-leading scorer, 4th-leading rebounder in A-10 this season
- 12/21 vs Bucknell: 1st UR player ever to go 6-6 or better from 3pt range
- 38 Pts at Charleston (most by Spider since 1/29/2013 - Darien Brothers)
- Preseason 1st Team All-A10 this season, 2nd Team All-A10 last season

CAREER HIGHS		LAST GAME	
PTS	REB	PTS	REB
38	15	21	6
AST	STL	AST	STL
4	4	0	0



#4 DJI BAILEY
G | JR | 6'5" | 180 | WILSON, NC

PTS	REB	AST	STL	MIN
2.5	2.6	1.3	0.4	12.6

- Broke left hand in practice on 12/15, will miss 5-7 weeks
- Career highs at Toledo: mins (21), Ast (4), FGA (8)
- Career-high 8 Reb (2nd on team) in 17 mins vs VMI
- Played in 2 of final 21 games after injuring ankle in mid-Jan. last season
- Former Wake Forest commit switched after departure of Danny Manning

CAREER HIGHS		LAST GAME	
PTS	REB	PTS	REB
10	8	--	--
AST	STL	AST	STL
4	2	--	--



#5 CONNOR CRABTREE
G | GR | 6'6" | 200 | HILLSBOROUGH, NC

PTS	REB	AST	STL	MIN
0.8	0.7	0.2	0.3	4.6

- Made 3-pointer from left wing late in game vs Drake
- Fractured left pinkie in Oct., made season debut at end of game at Toledo
- 13 mins vs Iowa in 2022 NCAA Tournament (most since Dec. 2021)
- 2-2 from FT line vs Davidson in 2022 A-10 Championship
- 7.1 PPG as freshman for Tulane in 2018-19 (started 15 of final 16 gms)

CAREER HIGHS		LAST GAME	
PTS	REB	PTS	REB
23	6	0	0
AST	STL	AST	STL
3	5	0	1



#11 JASON ROCHE
G | SO | 6'5" | 180 | BERKELEY, CA

PTS	REB	AST	STL	MIN
7.7	2.2	0.2	0.3	21.1

- 44.8 3pt FG pct ranks third in A-10 (min. 40 3pt FG attempts)
- 30 of 33 field goals this season are 3-pointers
- 2022 Southern Conference Rookie of the Year at Citadel
- 110 3pt FGs last season (9th in D-I, 1st among freshmen)
- Last name is pronounced ROACH

CAREER HIGHS		LAST GAME	
PTS	REB	PTS	REB
29	9	2	2
AST	STL	AST	STL
2	3	0	0



#15 MATT GRACE
F | GR | 6'9" | 230 | HAMILTON, ONTARIO

PTS	REB	AST	BLK	MIN
7.7	3.5	2.8	1.1	25.6

- 14.3 PPG in last 3 games after being held scoreless vs Clemson
- Scored career-high 20 pts vs Bucknell (7-14 FG, 4-6 3pt FG)
- Missed 4 games with sprained right MCL at end of November
- Made game-winning FG in '22 A10 final (And-1 w 0:19 gave UR 1-pt lead)
- Made game-winning FG in '22 A10 semis (3ptr w 1:40 left broke tie)

CAREER HIGHS		LAST GAME	
PTS	REB	PTS	REB
20	7	15	1
AST	BLK	AST	BLK
5	3	2	2



#22 ANDRE GUSTAVSON
G | GR | 6'5" | 205 | HELSINKI, FINLAND

PTS	REB	AST	STL	MIN
4.6	3.0	1.5	1.1	27.2

- At GMU: 1st Spider w 36 mins, <2 FG attempts since 2016 (Trey Davis)
- 5-6 FG, 12 pts vs Temple (most since Feb. 20, 2019 vs Fordham - 13)
- 60 career starts (2nd most among active Spiders)
- Great contest on Davidson's final 3pt attempt at buzzer of '22 A-10 final
- Last name is pronounced GOOSE-tahv-sun (first syllable like the bird)

CAREER HIGHS		LAST GAME	
PTS	REB	PTS	REB
13	9	0	2
AST	STL	AST	STL
10	5	2	2



#24 ISAIAH BIGELOW
F | GR | 6'7" | 200 | GREENSBORO, NC

PTS	REB	AST	STL	MIN
8.4	5.9	0.5	0.9	22.2

- Season-high 12 Reb at GMU (twice as many as any other Spider)
- Scored team-high 17 pts in 16 mins vs FDU
- Led UR w 16 Pts, 11 Reb at Wichita St (2nd career double-double)
- Made 1st Richmond start vs Wichita St on 11/17 (for injured Matt Grace)
- 2nd-leading rebounder, 5th-leading scorer at Wofford last season

CAREER HIGHS		LAST GAME	
PTS	REB	PTS	REB
28	14	1	12
AST	STL	AST	STL
5	3	0	0



#32 NEAL QUINN
C | SR | 7'0" | 250 | ALLENDALE, NJ

PTS	REB	AST	BLK	MIN
7.7	4.3	2.9	0.7	21.0

- 14 Pts (7-8 FG), 7 Ast, 0 TO vs Coppin St (1st Spider with 7+ Ast, 0 TO this year)
- 17 Pts, 8-9 FG vs Drake (3rd Spider to go 8-9 or better on FGs in last 10 years)
- Transferred to UR in April (also offered by Pitt, Penn State, Va Tech, Loyola Chi)
- Second-Team All-Patriot League selection at Lafayette last season
- Led Lafayette in PPG, RPG, APG, FG pct last season

CAREER HIGHS		LAST GAME	
PTS	REB	PTS	REB
24	13	4	2
AST	BLK	AST	BLK
10	3	2	0

