

# #ONERICHMOND

## 2021-22 SCHEDULE

### NOVEMBER

Nov. 9 NC Central (NBCSW, ESPN+) ..... W, 70-60  
 Nov. 12 vs Utah State@ (CBSSN) ..... L, 85-74  
 Nov. 16 Georgia State (NBCSW, ESPN+) ... W, 94-78  
 Nov. 20 at Drake (ESPN+)..... L, 73-70  
 Nov. 22 Hofstra (NBCSW+, ESPN+) ..... W, 81-68  
 Nov. 25 vs Maryland\* (CBSSN)..... L, 86-80  
 Nov. 27 vs Mississippi St\* (FloHoops) ..... L, 82-71 (OT)

### DECEMBER

Dec. 1 at Wofford (ESPN+)..... W, 73-64  
 Dec. 5 at Northern Iowa (ESPN+)..... W, 60-52  
 Dec. 11 Toledo (MASn theN, ESPN+) ..... W, 72-69  
 Dec. 17 vs NC State^ (ACC Network) ..... W, 83-74  
 Dec. 19 Old Dominion (MASN, ESPN+) .... W, 67-61  
 Dec. 22 Bucknell (NBCSW, ESPN+)..... W, 81-50  
 Dec. 30 Saint Joseph's (NBCSW+, ESPN+) .. L, 83-56

### JANUARY

Jan. 2 at Saint Louis (CBSSN)..... L, 76-69  
 Jan. 5 Massachusetts (NBCSW+, ESPN+).. W, 80-72  
 Jan. 14 Davidson (ESPNU) ..... L, 87-84  
 Jan. 18 at Fordham (MASN, SNY, ESPN+)..... W, 83-70  
 Jan. 22 at La Salle (USA Network) ..... W, 64-56  
 Jan. 25 at Rhode Island (CBSSN) ..... W, 70-63  
 Jan. 29 VCU# (CBSSN)..... L, 64-62

### FEBRUARY

Feb. 1 at Duquesne (ESPN+) ..... W, 74-57  
 Feb. 4 St. Bonaventure (ESPN2) ..... 6 PM  
 Feb. 7 George Mason (MASN, ESPN+)..... 7 PM  
 Feb. 9 at George Mason (CBSSN)..... 7 PM  
 Feb. 12 La Salle (NBCSW+, ESPN+) ..... 6 PM  
 Feb. 18 at VCU# (ESPN2)..... 7 PM  
 Feb. 22 at George Washington (NBCSW, ESPN+).... 7 PM  
 Feb. 25 Saint Louis (ESPN2)..... 7 PM

### MARCH

March 1 Dayton (CBSSN)..... 6:30 PM  
 March 4 at St. Bonaventure (ESPN2)..... 7 PM  
 March 9-13 Atlantic 10 Championship..... Washington, DC

@ Veterans Classic (Annapolis, MD)

\* Baha Mar Hoops Bahamas Championship (Nassau, Bahamas)

^ Basketball Hall of Fame Shootout (Charlotte, NC)

# Richmond Area Honda Dealers Capital City Classic



## RICHMOND SPIDERS (14-8, 5-4) vs

## ST. BONAVENTURE BONNIES (12-6, 4-3)

• This is a meeting of the teams picked first and second in the Atlantic 10 Preseason Media Poll. St. Bonaventure received all 28 first-place votes and 392 points in the poll, which was released in late October. Richmond was second with 352 points. It was the second-highest preseason ranking for the Spiders since they joined the conference in 2001 behind only last season, when UR was picked to finish first in the league.

• Richmond leads the all-time series vs St. Bonaventure 17-11, but the Bonnies have won five straight in the series since a 78-61 Spiders win at the Robins Center on Jan. 11, 2017. In the last meeting, Kyle Lofton hit a game-winning three-pointer with two seconds remaining as St. Bonaventure defeated Richmond 69-66 at the Robins Center on Jan. 2, 2021.

• The Spiders shot 13-24 (54.2 percent) from three-point range in Tuesday's win at Duquesne after entering the game making just 27 percent of their three-pointers in A-10 play. Richmond's 13 three-pointers were its most vs an A-10 opponent since Feb. 9, 2019 vs George Washington (also 13).

• Tyler Burton led Richmond with 18 points and 12 rebounds Tuesday, registering his fifth double-double of the season. Burton is the only player in the top six in the A-10 in scoring (fifth at 16.2 PPG) and rebounding (sixth at 7.4 RPG) this season.

• Jacob Gilyard leads D-I with 3.4 steals per game this season. Gilyard, who was one of 15 players named to the watch list for the Naismith National Defensive Player of the Year award last week, has led D-I in steals in each of the previous two seasons. His 432 career steals are the most by any player in Division I history.

• Gilyard ranks eighth in D-I in minutes per game this season, at 37:39. He's one of four players in this game who rank in the top nine in the nation, along with Jaren Holmes (1st - 38:36), Kyle Lofton (4th - 38:03), and Jalen Adaway (9th - 37:22).

• Grant Golden ranks in the top five in Richmond history in points (fourth), rebounds (third), and assists (fifth). His 2,066 career points rank fourth among active Division I players.

• Richmond is 7-3 at home this season, despite losing its last two games at the Robins Center. The Spiders have won their last 10 February home games, a streak that dates back to the 2018-19 season.

• As a team, Richmond ranks fourth in D-I in assist-to-turnover ratio at 1.63 and Jacob Gilyard ranks fifth in D-I in assist-to-turnover ratio among individuals at 3.59.

### WITH A WIN ...

• Richmond would beat St. Bonaventure for the first time since Jan. 11, 2017 and snap a five-game losing streak in the series.

• Richmond would improve to 8-3 at home this season.

• UR would win its 11th straight February home game.

• UR would improve to 5-1 in its last six games following a 1-3 stretch to start A-10 play.

• UR would jump St. Bonaventure in the A-10 standings to move into sixth place at 6-4.

### THE MATCHUP

ALL-TIME SERIES LEADER: ..... Richmond, 17-11

CURRENT STREAK: ..... SBU W5

RICHMOND AT HOME: ..... 9-4

RICHMOND ON ROAD: ..... 6-6

RICHMOND AT NEUTRAL SITE: ..... 2-1

LAST GAME: ..... 1/2/2021 (SBU, 69-66)

FIRST GAME: ..... 2/6/2002 (UR, 78-66)



### CHRIS MOONEY

RICHMOND SPIDERS HEAD COACH

SEASONS at RICHMOND: ..... 17th

W-L at RICHMOND: ..... 302\*-239

W-L in DIVISION I: ..... 320-251

W-L vs OPPONENT: ..... 12-11

\* Most wins in Richmond history

### WATCH



ESPN2

PxP: Mike Corey Analyst: Dalen Cuff

### LISTEN



ESPN RICHMOND

PxP: Bob Black Analyst: Greg Beckwith

### FOLLOW



## QUICK FACTS

### University Information

Location ..... Richmond, VA 23173  
Founded ..... 1830  
Total Enrollment ..... 4,002  
Nickname ..... Spiders  
Colors ..... Red and Blue  
Arena ..... Robins Center  
Opened ..... 1972 (50th season)  
Capacity ..... 7,201  
President ..... Kevin F. Hallock  
Athletics Director ..... John Hardt

### Team Information

Conference ..... Atlantic 10  
2020-21 Record ..... 14-9 (6-5)  
Letterwinners Returning/Lost ..... 15/1  
Starters Returning/Lost ..... 4/1  
Newcomers ..... 5

### Program History

First Season ..... 1913-14 (109th season)  
All-Time Record Entering 2021-22 ..... 1,427-1,231  
NCAA Appearances/W-L ..... 9/8-9  
(1984, 1986, 1988, 1990-91, 1998, 2004, 2010-11)  
NIT Appearances/W-L ..... 10/11-10  
Conference Championships ..... 6  
(1984, 1988, 1990-91, 1998, 2011)

### Coaching Staff

Head Coach ..... Chris Mooney, 17th season  
Alma Mater ..... Princeton (1994)  
W-L at Richmond entering 2021-22 ..... 288-231  
Career D-I W-L/Yrs entering 2021-22 ..... 306-243/16  
Assoc Head Coach ..... Rob Jones, 17th season  
Alma Mater ..... Toccoa Falls (2001)  
Assistant Coach ..... Kevin Hovde, 1st season  
Alma Mater ..... Richmond (2011)  
Assistant Coach ..... Maurice Joseph, 1st season  
Alma Mater ..... Vermont (2010)  
Dir of Operations ..... Mark McGonigal, 6th season  
Alma Mater ..... Richmond (2009)  
Dir Program Development ..... Will Gipe, 6th season  
Alma Mater ..... Virginia Tech (2014)  
Video Coordinator ..... Darius Stokes, 1st Season  
Alma Mater ..... Iowa (2014)

### Support Staff

Athletic Trainer ..... Andy McPherson  
Strength Coach ..... Jay DeMayo  
Director of Academics ..... Courtney Hughes  
Athletics Web Site ..... RichmondSpiders.com  
Athletics Dept Phone ..... (804) 289-8363  
Athletics Dept Fax ..... (804) 287-1919  
PR Director ..... Jason Vida  
Cell Phone ..... (267) 566-2130  
Office Phone ..... (804) 289-8320  
Email ..... jvida@richmond.edu

## ROSTER & PRONUNCIATION GUIDE

No.	Name	Pos	Year	Ht	Wt	Hometown (High School/Previous School)
0	Jacob Gilyard	G	GR	5'9"	160	Kansas City, MO (The Barstow School)
1	Jason Nelson	G	FR	5'10"	175	Richmond, VA (John Marshall)
2	Souleymane Koureissi	F	SR	6'9"	215	Harlem, NY (Iona Prep)
3	Tyler Burton	F	JR	6'7"	215	Uxbridge, MA (Marianapolis Prep (CT))
4	Nathan Cayo	F	SR	6'7"	225	Montreal, Quebec (College Jean de Brebeuf)
5	Nick Sherod	G	GR	6'4"	220	Richmond, VA (St. Christopher's)
10	Sullivan Kulju	F	GR	6'6"	220	New Berlin, WI (Eisenhower)
11	Marcus Randolph	G	FR	6'5"	195	Willingboro, NJ (Archbishop Wood (PA))
12	Malcolm Dread	G	FR	6'4"	210	Detroit, MI (Gonzaga High (DC))
13	Connor Crabtree	G	R-JR	6'6"	200	Hillsborough, NC (Hargrave Military (VA)/Tulane)
15	Matt Grace	F	SR	6'9"	230	Hamilton, Ontario (TRC Academy)
21	Isaiah Wilson	G	SO	6'0"	165	Pittsburgh, PA (First Love Academy)
22	Andre Gustavson	G	SR	6'5"	205	Helsinki, Finland (Helsinki Basketball Academy)
24	Dji Bailey	G	SO	6'5"	180	Wilson, NC (Greenfield School)
25	Quentin Southall	G	SO	6'3"	180	Alexandria, VA (Georgetown Prep)
31	Jordan Gaitley	G	GR	6'4"	190	Haverford, PA (Fordham Prep (NY))
32	Liam Weaver	G	FR	6'2"	190	Kansas City, MO (Pembroke Hill)
33	Grant Golden	F	GR	6'10"	255	Winchester, VA (St. James (MD))
34	Gabe Arizin	G	JR	6'4"	190	West Chester, PA (St. Joseph's Prep)
35	Aidan Noyes	F	FR	6'7"	190	Cincinnati, OH (Archbishop Moeller)

### PRONUNCIATION GUIDE

Gabe Arizin	AIR-rizz-in
Dji Bailey	Jai (rhymes with fly)
Nathan Cayo	KAY-oh
Jacob Gilyard	GILL-yerd
Andre Gustavson	GOOS-tahv-sun
Souleymane Koureissi	SAHL-uh-mon ker-ESS-ee
Sullivan Kulju	COOL-you
Aidan Noyes	noise
Nick Sherod	sure-ROD

### BREAKDOWN BY CLASS

Freshmen (5): Dread, Nelson, Noyes, Randolph, Weaver  
Sophomores (3): Bailey, Southall, Wilson  
Juniors (3): Arizin, Burton, Crabtree  
Seniors (3): Grace, Gustavson, Koureissi,  
Grad Students (6): Cayo, Gaitley, Gilyard, Golden, Kulju, Sherod

### BREAKDOWN BY STATE/COUNTRY

CANADA (2): Cayo, Grace  
FINLAND (1): Gustavson  
Massachusetts (1): Burton  
Michigan (1): Dread  
Missouri (2): Gilyard, Weaver  
New Jersey (1): Randolph  
New York (1): Koureissi  
North Carolina (2): Bailey, Crabtree  
Ohio (1): Noyes  
Pennsylvania (3): Arizin, Gaitley, Wilson  
Virginia (4): Golden, Nelson, Sherod, Southall  
Wisconsin (1): Kulju



# THE OPPONENT

## SERIES HISTORY RICHMOND LEADS, 17-11

Date	Site	W/L	Score	Series
2/6/2002	A	W	78-66	1-0
3/7/2002	N	W	78-69	2-0
2/8/2003*	H*	W*	55-61*	3-0*
2/18/2004	A	W	75-55	4-0
3/5/2005	H	W	86-68	5-0
2/12/2006	A	L	57-71	5-1
3/4/2006	H	W	65-64	6-1
1/10/2007	A	W	71-66	7-1
1/27/2007	H	L	53-61	7-2
1/16/2008	H	W	75-64	8-2
2/27/2008	A	W	82-71	9-2
1/17/2009	H	L	67-71	9-3
3/11/2009	N	W	65-49	10-3
2/13/2010	A	W	68-49	11-3
2/20/2011	H	W	82-65	12-3
1/28/2012	A	L	47-62	12-4
2/16/2013	H	W	83-80 (OT)	13-4
1/8/2014	A	L	70-84	13-5
2/5/2014	H	W	64-62	14-5
1/11/2015	H	W	60-41	15-5
2/18/2015	A	W	71-56	16-5
1/31/2016	A	L	68-84	16-6
1/11/2017	H	W	78-61	17-6
2/10/2018	A	L	88-97	17-7
3/9/2018	N	L	77-83	17-8
1/26/2019	H	L	57-66	17-9
2/22/2020	A	L	71-75	17-10
1/2/2021	H	L	66-69	17-11

\* Officially ruled a win due to sanctions vs SBU  
Home: 9-4 (Robins Center: 9-4)  
Away: 6-6 Neutral: 2-1

## LAST MEETING - JANUARY 2, 2021

### ST. BONAVENTURE 69, RICHMOND 66

St. Bonaventure - 69

Record: 3-1 (1-1)

NO.	Name	Min	FG		3P		FT		Rebounds			Fouls		TP	AS	TO	ST	Blocks		+/-
			M-A	M-A	M-A	M-A	OR	DR	TOT	PF	FD	BS	BA							
33	Jalen Adaway	F 24:41	3-4	0-0	1-1	2	3	5	1	1	7	1	1	0	0	0	0	0	0	2
21	Osun Osunniyi	C 37:24	2-5	0-0	3-4	2	11	13	2	5	7	1	0	0	0	1	0	3		
0	Kyle Lofton	G 36:51	5-9	1-3	5-6	0	1	1	4	4	16	3	3	1	0	0	3			
1	Dominick Welch	G 27:45	5-12	1-6	0-0	3	6	9	4	1	11	1	1	1	0	0	5			
5	Jaren Holmes	G 31:00	7-12	2-4	1-1	1	2	3	3	2	17	2	4	1	1	1	0	15		
2	Eddie Creal	08:06	0-0	0-0	0-0	1	1	2	0	0	0	1	0	0	0	0	0	-2		
10	Alejandro Vasquez	12:13	2-7	1-3	0-0	0	0	0	1	0	5	0	0	0	0	0	0	-7		
40	Jalen Shaw	02:46	0-0	0-0	0-0	0	0	0	2	0	0	0	1	0	1	0	1	0		
4	Anthony Roberts	19:14	2-8	0-2	0-0	2	1	3	1	3	6	0	3	1	1	1	3	-4		
Team						1	1	2			0				0					
Totals			26-57	5-18	12-14	12	26	38	18	16	69	9	12	3	4	3	3			

Technical Fouls: NONE

Shooting By Period		
1st FG%	14-31	45.2%
3PT%	1-9	11.1%
FT%	4-5	80%
2nd FG%	12-26	46.2%
3PT%	4-9	44.4%
FT%	8-9	88.9%
GM FG%	26-57	45.6%
3PT%	5-18	27.8%
FT%	12-14	85.7%

Dead Ball Rebounds: 1,0

Richmond - 66

Record: 7-3 (1-1)

NO.	Name	Min	FG		3P		FT		Rebounds			Fouls		TP	AS	TO	ST	Blocks		+/-
			M-A	M-A	M-A	M-A	OR	DR	TOT	PF	FD	BS	BA							
3	Tyler Burton	F 23:58	3-9	2-6	0-0	1	6	7	5	0	8	1	0	0	1	0	5			
4	Nathan Cayo	F 38:35	3-6	0-0	6-7	6	4	10	1	5	12	0	1	1	0	1	-5			
33	Grant Golden	F 33:55	3-8	0-2	1-4	0	5	5	2	4	7	6	2	0	2	0	-3			
00	Jacob Gilyard	G 38:20	5-13	1-6	2-3	0	1	1	3	3	13	4	2	3	0	2	-4			
1	Blake Francis	G 37:14	7-15	3-10	4-5	0	1	1	2	3	21	3	2	2	0	0	-3			
15	Matt Grace	06:05	1-1	0-0	0-0	0	0	0	1	0	2	0	0	0	0	0	0			
21	Isaiah Wilson	04:26	0-0	0-0	0-0	1	0	1	1	0	0	0	1	0	0	0	1			
2	Souleymane Koureissi	17:27	1-2	0-0	1-2	0	2	2	1	3	3	0	1	0	0	1	-6			
Team						1	1	2			0				0					
Totals			23-54	6-24	14-21	9	20	29	16	18	66	14	9	6	3	4	-3			

Technical Fouls: NONE

Shooting By Period		
1st FG%	12-27	44.4%
3PT%	4-11	36.4%
FT%	7-12	58.3%
2nd FG%	11-27	40.7%
3PT%	2-13	15.4%
FT%	7-9	77.8%
GM FG%	23-54	42.6%
3PT%	6-24	25.0%
FT%	14-21	66.7%

Dead Ball Rebounds: 3,0

	SBU	RICH
Biggest lead	6 (1st 5:04)	2 (1st 10:37)
Best Scoring Run	6 (1st 16:13)	5 (1st 14:39)
Lead Changes	16	
Times Tied	4	
Time with Lead	31:43	04:11

Points from	SBU	RICH
Turnovers	11	11
Paint	34	32
Second Chance	15	8
Fast Breaks	4	4
Bench	11	5

	Period by Period Scoring		
	1st	2nd	TOT
SBU	33	36	69
RICH	35	31	66

RICHMOND, Va. - St. Bonaventure junior guard Kyle Lofton hit a step-back three-pointer from the top of the key with two seconds remaining to secure a 69-66 win for the Bonnies over Richmond Saturday night at the Robins Center.

Richmond fell to 7-3 and 1-1 in the Atlantic 10 while St. Bonaventure moved to 3-1 on the season and 1-1 in conference play.

Following Lofton's shot, Spiders guard Blake Francis had a chance at a deep three-pointer over a pair of Bonnies defenders, but his shot fell short at the buzzer. Francis finished the night with a game-high 21 points.

"I thought we did some things well and executed in the special situations down the stretch," said coach Chris Mooney, whose Spiders trailed by four with four minutes remaining in the game. "They had a couple of critical offensive rebounds in the second half that lengthened the possession which denied us the opportunity to score to either take the lead or tie the game."

Grant Golden's first bucket of the night at 15:24 in the first half moved him into tenth on Richmond's career scoring list with 1,609 points, passing his former teammate ShawnDre' Jones. Golden would finish with seven points, a team-high six assists and five rebounds.

In an uptempo opening half, the teams exchanged leads 11 times, with St. Bonaventure holding the lead for over 13 minutes. The biggest advantage by either team was a six-point edge by the Bonnies at 27-21 a little over four minutes before halftime. The Spiders sprinted into the locker room on a 14-6 run, keyed by six points from Francis, including a three-pointer as time expired to give Richmond a 35-33 lead at intermission.

The Bonnies answered at the start of the second half, using a 12-5 run to take a 45-40 lead just over three minutes into the period. Richmond refused to let the Bonnies get much breathing room, narrowing their lead to one at 66-65 on a pair of free throws by Nathan Cayo with just over a minute remaining.

Following a St. Bonaventure turnover, the Bonnies fouled Grant Golden at the rim, sending Richmond's forward to the line with 14 seconds to play. Golden converted one of two to tie the score at 66 and set the stage for Lofton's game-winner.

Francis (21 points) was joined in double figures by Jacob Gilyard, who had 13 points and three steals, and Nathan Cayo, who registered 12 points and 10 rebounds for his third career double-double and first this season.

Battling foul trouble all night, Spiders forward Tyler Burton was limited to 24 minutes, finishing with eight points and seven rebounds.



# THE BIG PICTURE

## EXPERIENCE IN THE EXTREME

Six Spiders who otherwise would have exhausted their eligibility elected to return to Richmond this offseason and take advantage of the additional year afforded by COVID-19. That group includes a pair of walk-ons, grad students Jordan Gaitley and Sullivan Kulju, and four 1,000-point scorers: Nathan Cayo, Jacob Gilyard, Grant Golden, and Nick Sherod.

Richmond, Butler, Delaware, and East Tennessee State are the only D-I teams known to have four or more scholarship players return to school to use their additional season of COVID-19 eligibility.

The Spiders opening game starting lineup included two players in their sixth year at Richmond (Golden, Sherod), two players in their fifth year (Cayo, Gilyard), and junior Tyler Burton. At the start of the season, Richmond's five starters were an average of 23.4 years old.

When UR played its first game of the season on November 9, the average age of Richmond's roster was 21.6 years old. That's believed to be the fifth-oldest among all D-I teams according to a survey on men's basketball SIDs.

With six players using their additional COVID-19 eligibility, Richmond's roster swelled to 20 players. That includes six graduate students, three seniors, three juniors, three sophomores, and five freshmen.

## HOMEGROWN

Of the 16 players on Richmond's roster at the end of last season, 15 are back in a Spiders uniform this year. (Blake Francis, a graduate student at UR last season, is playing professionally for Raptors 905 in the NBA G League.) Richmond was one of just 12 teams in Division I to not have a player transfer during the offseason joining Arkansas St, Bellarmine, Dartmouth, Delaware, Lehigh, Missouri St, Saint Mary's (CA), San Diego St, UC Riverside, UCLA, and Yale.

### Richmond Entering This Season

	Returning	Departing*
Minutes	85%	15%
Points	81%	19%
Rebounds	93%	7%
Assists	87%	13%
Steals	86%	14%
Blocks	100%	0%

\* Grad student Blake Francis turned pro

## SILVER-MEDAL STANDING

Richmond was second in the A-10 Preseason Media Poll when it was unveiled in late October, trailing only 2021 champ St. Bonaventure. It was the second-highest preseason ranking for the Spiders since they joined the conference in 2001 behind only last season, when UR was picked to finish first in the league.

### Atlantic 10 Preseason Poll

1. St. Bonaventure (28)	392
2. Richmond	359
3. Saint Louis	325
4. VCU	288
5. Dayton	274
6. Davidson	260
7. Rhode Island	231
8. George Mason	158
9. Massachusetts	147
10. Saint Joseph's	144
11. Duquesne	129
12. La Salle	105
13. George Washington	96
14. Fordham	32

## NEW BENCH FACES

Assistant coaches Kevin Hovde and Maurice Joseph are in their first seasons on the Richmond staff. Hovde, who joined UR this summer after five seasons at the University of San Francisco, graduated from Richmond in 2011 and was a part of Chris Mooney's

first recruiting class at UR. He appeared in 99 games for the Spiders from 2006 to 2011. Joseph is a former head coach at George Washington (2016-19) who was an assistant at George Mason last season. He is in his 11th season on a college staff and his 10th in the Atlantic 10.

## ALL-LEAGUE TRIO

Jacob Gilyard and Grant Golden were named to the Preseason All-Atlantic 10 First Team in October, with UR joining St. Bonaventure as two of the four teams in the last five years to have multiple Preseason First Team All-A-10 selections in a season (2019 Davidson, 2017 St. Bonaventure).

Gilyard became the first Spider to earn Preseason First Team All-A-10 honors three times (also 2019-20) and Golden became the first Spider to be selected to a Preseason All-Conference Team four times (First Team in 2018, Second Team in 2019-20).

Tyler Burton was named Preseason Second Team All-Atlantic 10, the first Preseason All-Conference honor for the reigning Most Improved Player in the A-10.

## GILYARD: THE NCAA STEALS KING

Guard Jacob Gilyard led Division I in steals each of the last two seasons and has been named a Lefty Driesell Defensive All-American, the Atlantic 10 Defensive Player of the Year, and a semifinalist for the Naismith National Defensive Player of the Year Award (twice - in 2020 and 2021). But on December 5, he recorded his crowning achievement: becoming the NCAA's steals king.

With 2:12 remaining against Northern Iowa, Gilyard left his man and stripped the ball from UNI center Cole Henry on a roll to the basket for his 386th career steal, breaking a tie with Providence's John Linehan (1997-2002) for the most in NCAA Division I history. The Spiders bench erupted as Gilyard lifted one finger in the air and dribbled up court, as did a group of 15 family and friends who made the four-and-a-half-hour drive to Cedar Falls, Iowa from Gilyard's native Kansas City.

Gilyard set the career steals record in Richmond's ninth game of the season. Over the previous two seasons, UR missed out on a minimum of 10 games due to COVID-19 (two in 2019-20, eight in 2020-21).

Now an assistant at Georgia, Linehan [spoke to John O'Connor](#) of the Richmond Times-Dispatch about Gilyard this summer. "As a 5-9 guy, you've got to be a dog," Linehan said. "You have to use your advantage, which is your height. Guys didn't want to bring the ball up against me, and the same thing for [Gilyard], so just be a pest everywhere on the floor. I love to watch him."

Gilyard was one of 15 players named to the watch list for the Naismith National Defensive Player of the Year award on January 28.

### Most Career Steals, Division I History

1. Jacob Gilyard, Richmond	432*
1. John Linehan, Providence	385
3. Eric Murdock, Providence	376
4. Briante Weber, VCU	374

\* Through 21 games this season

## POLL POSITION

Richmond received 13 points in the Preseason Associated Press Men's Basketball Poll to rank 34th among all Division I teams. It was the third time in program history UR received votes in the Preseason AP Poll, joining 2010 (17) and 2020 (40).

Richmond was ranked as high as 19th in the AP Top 25 in 2020-21 and received votes in the poll six times during the 2019-20 season. This is the first time in program history that Richmond has been represented

## THE LAST TIME

### TEAM

Ranked in AP Top 25: 12/7/20 | #19 (highest since 1957)  
 Defeated Top 10 Team: 11/29/20 | #10 Kentucky, 76-64 (road)  
 Defeated Top 10 Team, Home: 11/29/86 | #6 Georgia Tech, 67-62  
 Defeated Top 10 Team, Away: 11/29/20 | #10 Kentucky, 76-64  
 Defeated Top 25 Team, Home: 2/25/15 | #22 VCU, 67-63  
 Defeated Top 25 Team, Away: 11/29/20 | #10 Kentucky, 76-64  
 Defeated Top 25 Team, Neutral: 11/27/15 | #14 Cal, 94-90  
 Scored 90+: 11/16/21 | vs Georgia St, W 94-78  
 Scored 100+: 11/8/19 | vs Saint Francis, 100-98 (OT)  
 Allowed Less Than 50: 2/14/21 | vs St. Mary's (MD), W 90-49  
 Allowed Less Than 40: 11/12/10 | vs Southern, W 79-37  
 Double-digit comeback win: 1/25/22 | at URI, W 70-63 (15)  
 Shot Over 60% FG: 12/1/21 | at Wofford, W 73-64 (62.2)  
 Held Opp Under 35% FG: 12/19/21 | vs ODU, W 67-61 (33.8)  
 Allowed Fewer 10 pts, half: 11/23/10 | vs Southern, W 81-40 (9)  
 Made 15+ 3PT FG: 11/16/21 | vs Georgia St, W 94-78 (16)  
 Made 0 3PT FG: 1/25/16 | vs Davidson, L 78-70 (0-15)  
 Made 35+ FT: 2/6/93 | vs UNCW, W 91-69 (36)  
 50+ Rebounds: 3/6/20 | at Duquesne, W 73-62 (50)  
 25+ Assists: 11/22/21 | vs Hofstra, W 81-68 (26)  
 15+ Blocks: 1/13/10 | vs UMass, W 70-63 (17, SR)  
 15+ Steals: 11/18/12 | at Minn, L 72-57 (15)  
 3 or fewer turnovers: 12/1/18 | vs Wake Forest, W 84-74 (3)

### INDIVIDUAL

6+ players in double digit scoring: 3/18/15 | vs. SFBK, W, 84-74  
 3 players, 20+ pts: 11/14/19 | vs Vanderbilt |  
 Jacob Gilyard (26), Blake Francis (24), Nathan Cayo (20)  
 2 players, 25+ pts: 1/28/17 vs. Duquesne  
 (T.J. Cline 34, ShawnDre Jones 30)  
 Scored 50+ pts: Bob McCurdy (53) vs. Appalachian St, 2/26/75  
 Scored 40-49: Bob McCurdy (46) vs. West Virginia, 2/17/75  
 Scored 35-39: T.J. Cline (36) vs. Dayton, 3/1/16  
 Scored 30-34: Jacob Gilyard (31) at Fordham, 1/18/22  
 Scored 25-29: Jacob Gilyard (28) vs Davidson, 1/14/22  
 Made 6+ 3PT FG: Jacob Gilyard at Fordham, 1/18/22 (6-10)  
 Made 15+ FT: Terry Allen (17) vs. Cal, 11/27/15  
 Had 25+ Reb: George Grodzicki (25) vs. GW, 12/6/61  
 Had 15+ Reb: De'Monte Buckingham (16) at Fordham, 1/3/18  
 2 players w/ 10+ reb: Burton (12), Cayo (11), & Golden (10) at SLU, 1/2/22  
 Had 15+ assists: Greg Beckwith (16) vs Navy, 2/25/86  
 Had 10+ assists: Jacob Gilyard (10) vs UMass, 1/5/22  
 Had 5+ steals: Andre Gustavson (5) at La Salle, 1/22/22  
 Had 5+ blocks: Grant Golden (6) vs George Mason, 2/27/19  
 Multiple players with double-double: Gilyard (17 Pts 10 Ast) & Burton (12 Pts 13 Reb) vs UMass, 1/5/22  
 Triple-Double: T.J. Cline (19 pts 11 reb 12 assists) vs. SLU, 3/4/17

## SPIDERS W-L WHEN ...

	OVERALL	ATLANTIC 10
Scores 60 or more	14-7	5-3
Scores 70 or more	11-5	4-1
Scores 80 or more	7-2	2-1
Scores under 60	0-1	0-1
Allows under 60	4-0	2-0
Allows under 70	10-1	3-1
Allows 70 or more	4-7	2-3
Decided by 5 or less	1-3	0-2
Leading/tied, 5 min left	12-4	4-1
Trailing, 5 min left	2-4	1-3
Leading/tied, half	10-3	4-0
Trailing, half	4-5	1-4
Higher FG pct	11-0	4-0
Lower/Same FG pct	3-8	1-4
FG pct over 50	6-0	1-0
FG pct under 40	2-3	1-3
Outrebounded opponent	7-1	3-1
Outrebounded by opponent	7-7	2-3
Fewer/same turnovers	9-7	4-3
More turnovers	5-1	1-1
Fewer/same assists	2-5	2-3
More assists	12-3	3-1
Day (before 5p)	4-4	1-2
Night (5p or later)	10-4	4-2
White jersey	9-5	1-3
Blue jersey	2-1	1-0
Red jersey	3-2	3-1



# THE BIG PICTURE

in the AP Poll in three straight seasons.

## THE SPIDERS SYSTEM

Over his 16 seasons at Richmond, Chris Mooney's offense has evolved into a system that embodies the concept of "position-less basketball." While shorter players will begin most possessions further away from the basket and taller players will begin most possessions on the wing or in the paint, they will rarely end up anywhere near where they started. On each possession, every player on the court is equally as likely to handle the ball, shoot a three, cut back door, or set up in the post. The Spiders offense places a premium on passing, cutting, and outside shooting, and Richmond's coaches focus on developing those skills in each Spider. As a result, UR often ranks among the A-10 and national leaders in field goal percentage (47th in D-I last season) and assist-to-turnover ratio (23rd in D-I last season).

## FROM ZONE TO MAN

Richmond is in its third season playing primarily man-to-man defense after the Spiders switched from their long-time match-up zone prior to the start of the 2019-20 season.

The Spiders have finished inside the top 100 in KenPom's defensive efficiency rankings in each of the last two seasons (54th in 2019-20, 99th in 2020-21) following four straight seasons outside Division I's top 100 defensive teams. During that span (2015-16 through 2018-19), Richmond's average defensive efficiency rank was 212.

## GOLDEN CHILD

Grant Golden will long be remembered as one of the greatest players in Richmond basketball history. The multi-talented big man does a lot of everything for the Spiders and ranks among the all-time top 10 at Richmond in points, rebounds, assists, blocks, and field goals.

Golden has a chance to set an unbreakable record in 2021-22. Golden is already one of seven players in Atlantic 10 history to earn All-Conference honors following four different seasons. Should Golden land on an All-Atlantic 10 Team in 2022, he would become the first five-time All-Conference honoree in league history.

What separates Golden from many other accomplished post players is his passing ability, which has led multiple college basketball analysts to compare Golden to reigning NBA MVP Nikola Jokic. Golden has ranked in the top 15 in assists per game in the Atlantic 10 in each of the previous three seasons. During that span, his 290 total assists were 121 more than any other forward or center in the Atlantic 10.

## SHEROD'S RETURN

Shortly after tearing ligaments in his right knee last October, his second season-ending knee injury at Richmond, Nick Sherod was convinced that he was done with basketball. He posted on Instagram that "this part of the road for me is likely over" and "I won't be wearing this jersey (as a player) anymore." But after the NCAA decided to grant student-athletes an additional year of eligibility due to the COVID-19 pandemic, he began to reconsider. On April 6, Sherod announced that he would return for the 2021-22 season and set about rehabbing his knee as well as his physique. Sherod is now playing at between 215 and 220 pounds, the lightest he's been at Richmond and nearly 40 pounds slimmer than his weight last spring.

## BAHAMAS BUMMER

Richmond competed in the Baha Mar Bahamas Championship in Nassau, Bahamas over Thanksgiving Week. The Spiders lost a pair of close, winnable games, falling to Maryland on November 25 and Mississippi State on November 27.

Against the Terps, Richmond led for more than 34 minutes, including with under three minutes to play. The Spiders largest lead was 12 and UR led by eight with under seven minutes remaining.

Two days later against Mississippi State, Richmond scored the final eight points of regulation to force overtime before the Bulldogs pulled away for the 82-71 win.

Tyler Burton totaled 34 points, 12 rebounds, three blocks, and three steals over the two games and was named to the Bahamas Championship All-Tournament Team.

## 50 SEASONS AT THE ROBINS CENTER

Richmond Athletics is commemorating 50 seasons of basketball at the Robins Center at all men's and women's home games this season. The centerpiece of the celebration will be a series of videos featuring interviews with some of the biggest names in the Robins Center's storied history. More than 25 opposing head coaches, longtime season-ticket holders, and former Spiders players, coaches, and administrators shared their favorite Robins Center moments, memories, and more with Richmond Athletics. Their recollections will be highlighted in a series of vignettes that will premiere at all games at the Robins Center this season.

Special merchandise featuring the official Robins Center 50th season logo will be available for purchase. Richmond Athletics will also celebrate the 50th season at the Robins Center with themed giveaways at selected home games.

The Spiders have posted a winning home record in 40 of their 49 full seasons at the Robins Center, including two straight and 12 of the last 14.

## VOICE OF THE SPIDERS

For the 39th straight season, Bob Black is handling play-by-play duties for Spider men's basketball broadcasts. Black also hosts an afternoon show on ESPN Richmond, the Spiders radio rights-holder.

For home games, Black is teamed with analyst Greg Beckwith, a member of the Richmond Athletics Hall of Fame who is second on UR's career assists and steals lists (behind Jacob Gilyard).

In addition to doing the ESPN Richmond radio broadcast for all Robins Center games on national TV, Black and Beckwith anchor the SpiderTV broadcast for all of Richmond's home games on regional TV. Those broadcasts are produced and directed by Richmond Athletics Video Specialist Blake Ellett.

## NEW THREADS

The Spiders have new home (white), road (blue), and alternate (red) uniforms this season as part of the University of Richmond's new five-year deal with adidas to become the official athletic footwear, apparel and accessory brand for the University of Richmond. The agreement runs through June 2026.

## IN A CLASS OF HIS OWN

Michael Walz, a 6'11" center from Conestoga High in Berwyn, Pa., signed a National Letter of Intent with Richmond on November 10. Walz chose UR from a group of nine Division I offers, including Saint Joseph's in the Atlantic 10 and Penn State in the Big Ten. Walz averaged 9.5 points and 10 rebounds for Conestoga in 2020-21 while earning First Team All-Central League and First Team All-Main Line accolades.

Walz is currently the only incoming freshman slated to join the Spiders next season.

## BIG GAMES

### 20-POINT GAMES

NAME	CAREER	LAST
Grant Golden	32	22 (Bucknell, 12/22/21)
Jacob Gilyard	23	31 (Fordham, 1/18/22)
Nick Sherod	14	20 (Davidson, 1/14/22)
Tyler Burton	9	24 (Saint Louis, 1/2/22)
Nathan Cayo	8	25 (Saint Joseph's, 3/1/21)

### DOUBLE-FIGURE SCORING GAMES

NAME	CAREER	LAST
Grant Golden	111	18 (VCU, 1/29/22)
Jacob Gilyard	98	17 (Duquesne, 2/1/22)
Nick Sherod	65	13 (Fordham, 1/18/22)
Nathan Cayo	59	10 (Duquesne, 2/1/22)
Tyler Burton	37	18 (Duquesne, 2/1/22)
Andre Gustavson	7	11 (Fordham, 1/18/22)
Matt Grace	4	10 (Rhode Island, 1/25/22)
Souleymane Koureissi	3	10 (Toledo, 3/17/21)
Isaiah Wilson	2	10 (Georgia St, 11/16/21)
Dji Bailey	1	10 (Mississippi St, 11/27/21)

### DOUBLE-FIGURE REBOUNDING GAMES

NAME	CAREER	LAST
Grant Golden	20	10 (Saint Louis, 2/1/22)
Tyler Burton	12	12 (Duquesne, 2/1/22)
Nathan Cayo	4	11 (Saint Louis, 1/2/22)
Nick Sherod	3	11 (Duquesne, 3/6/20)

### DOUBLE-FIGURE ASSIST GAMES

NAME	CAREER	LAST
Jacob Gilyard	7	10 (UMass, 1/5/22)
Andre Gustavson	1	10 (Georgetown, 11/28/18)

### DOUBLE-DOUBLES

NAME	CAREER	LAST
Grant Golden	18	14 Pts 10 Reb (1/2/22)
Tyler Burton	11	18 Pts 12 Reb (2/1/22)
Jacob Gilyard	5	17 Pts 10 Ast (1/5/22)
Nathan Cayo	3	12 Pts 10 Reb (1/2/21)
Nick Sherod	3	13 Pts 11 Reb (3/6/20)

## SPIDERS IN OVERTIME

All-Time Record: 79-53  
 2021-22 OT Record: 0-1  
 Last OT Game: L vs Mississippi St, 82-71, 11/27/21  
 Last OT Win: W vs Vanderbilt, 93-92, 11/14/19  
 Last OT Loss: L vs Mississippi St, 82-71, 11/27/21  
 Double OT Record: 10-10  
 Last 2OT Game: W at GW, 98-90, 1/28/16  
 Triple OT Record: 8-1  
 Last 3OT Game: L, vs. Saint Louis, 85-72, 2/8/09  
 Home OT Record: 46-18  
 Last Home OT Game: W vs Vanderbilt, 93-92, 11/14/19  
 Road OT Record: 22-30  
 Last Road OT Game: W at Duquesne, 77-73, 1/24/18  
 Neutral OT Record: 8-4  
 Last Neutral OT Game: L vs Mississippi St, 82-71, 11/27/21

## SPIDERS BY THE NUMBERS

- 9 NCAA Tournament Appearances
- 6 Conference Championships
- 8 NCAA Tournament Wins/2 Sweet Sixteens
- 1st 15-seed to beat a 2-seed (1991 vs Syracuse)
- Smallest school (3,291 undergraduate enrollment) to make NCAA Sweet 16 since Davidson in 2008
- 23 Professional Players under Chris Mooney
- 14 Wins over Top 25 since 2008



# WHERE THE SPIDERS DWELL

## ROBINS CENTER

Built in 1972 through the generosity of the E. Claiborne Robins family, the Robins Center is in its 50th season as one of the premier small-school college basketball arenas in the nation. Richmond Athletics will commemorate 50 seasons of the Robins Center throughout the year with interviews with Spider VIPs, special merchandise and giveaways, and a patch on the Spiders home white uniform.

The facility is much more than a basketball arena, however. The Robins Center has been home to addresses by world leaders, University commencements, WTA Tour events, track competitions, water polo matches, concerts, a 1992 Presidential Debate, and more.

Fans were prohibited from attending games in 2020-21 due to the COVID-19 pandemic. In the 2019-20 season, Richmond averaged 6,001 fans per game, a five percent increase from 2018-19 and the second-highest attendance for any Division I among schools its size (enrollment of 4,002) or smaller. The only school Richmond's size or smaller to play in front of larger crowds in 2019-20 was Siena (6,228).

Renovations to the lower level of the building in 2018 resulted in the creation of the Blandford-Everett Student-Athlete Performance Center, which provides Richmond's student-athletes with the latest strength and conditioning equipment, access to a nutrition fueling center, and a state-of-the-art sports medicine facility.



The arena underwent a \$17 million renovation in 2013 that revamped the lighting system and installed four 33' x 15' video boards in the corner sections. The renovation also reduced the arena's capacity from more than 9,000 to its current 7,201.



Capacity .....	7,201
Season .....	50th
1st Game .....	12/3/1972 (L vs Maryland)
All-Time Record .....	472-227 (7-3 this season)
2020-21 Avg Attendance .....	N/A (fans not allowed due to COVID-19)
2019-20 Avg Attendance .....	6,001
2019-20 Sellouts .....	4 (Dayton, GW, VCU, UMass)
Most Home Wins In A Season .....	16 (2014-15)

## QUEALLY ATHLETICS CENTER

The Queally Athletics Center is the everyday home of Spiders basketball.

Opened in October 2020 following 18 months of construction, the \$15 million practice facility's centerpiece is the Breed Family Practice Court. The gym includes a replica of the Robins Center court plus two additional half-courts and two more retractable baskets on the sidelines of the main court, for a total of six in the facility. Steps from the court is a 20-seat theater that allows for instant review of practice film and diagramming of offensive and defensive schemes.

The Boggs Strength and Conditioning Room, used exclusively by the men's and women's basketball teams, abuts the court's endline and is separated only by a pair of see-through retractable overhead doors. A six-table Sports Medicine suite, a hydrotherapy room with two pools, and the Bugg Fueling Station all border the strength and conditioning area and form the Ball Family Training Center.

Locker rooms and lounges for the men's and women's teams are also located on the ground floor, while the second floor includes Spider Hall, the main entrance to the Queally Athletics Center. The space, which serves to engage fans and alumni in celebration of the proud tradition of Richmond Athletics, features a giant video board as well as entrances to Millhiser Gymnasium and the University's new Student Well-Being Center, which are both adjacent to the QAC.

Head coach Chris Mooney believes that the facility will have a tremendous impact on his team. "The Queally Athletic Center will transform our entire basketball program. Our student-athletes will utilize the amenities of the physical structure each and everyday as prospective Spiders see the facility and anticipate their future at Richmond," said Mooney.

The facility is named for 1986 alumni Paul and Anne-Marie Queally, longtime supporters of the University of Richmond who contributed a \$7.5 million lead gift to launch the fundraising efforts for the new center.



## MILLHISER GYMNASIUM (MILL-high-zer)


As it enters its second century, one of the most historic and celebrated buildings on the University of Richmond campus has been completely renovated and now houses the Millhiser Student-Athlete Development Center and offices for both the men's basketball and women's basketball staffs.

The newest version of Millhiser Gymnasium opened in fall 2020 after being refurbished as part of the University's construction of the Queally Athletics Center and the Student Well-Being Center. A mezzanine level was installed to provide office suites for Richmond's basketball programs while the first floor, which still includes the historic gymnasium court surface, is the site of the Student-Athlete Development Center. The Center includes study and meeting spaces for Richmond's student-athletes as well as offices for Richmond Athletics' Academic Services and Leadership Development departments.

Millhiser's entry hall includes a restored classroom that overlooks the Queally Athletic Center's practice court and a recruiting room with end-zone views of Robins Stadium.

As part of Richmond's commitment to a sensitive restoration of the facility, many of Millhiser's iconic arched windows, which had been bricked in for decades, were re-opened.

Millhiser Gymnasium opened in 1921 and was Richmond's home court between 1922 and 1946.



# TEAM GAME-BY-GAME

Opponent	Date	Score	Total		3-Pointers		Free throws		Rebounds				PF	A	TO	BLK	STL	PTS	AVG	
			FG-FGA	PCT	3FG-3FGA	PCT	FT-FTA	PCT	OFF	DEF	TOT	AVG								
N.C. Central	11/09/2021	70-60	W	24-58	.414	6-27	.222	16-21	.762	9	22	31	31.0	10	14	11	4	13	70	70.0
vs Utah St.	11/12/2021	74-85	L	27-67	.403	14-33	.424	6-12	.500	11	20	31	31.0	16	19	7	3	8	74	72.0
Georgia St.	11/16/2021	94-78	W	33-54	.611	16-29	.552	12-21	.571	4	31	35	32.3	20	24	13	2	10	94	79.3
at Drake	11/20/2021	70-73	L	26-61	.426	7-20	.350	11-19	.579	11	23	34	32.8	19	14	10	2	9	70	77.0
Hofstra	11/22/2021	81-68	W	33-57	.579	13-29	.448	2-5	.400	6	29	35	33.2	9	26	12	3	3	81	77.8
vs Maryland	11/25/2021	80-86	L	30-65	.462	8-22	.364	12-20	.600	8	24	32	33.0	18	14	11	2	7	80	78.2
vs Mississippi St.	11/27/2021	71-82	Lot	26-61	.426	8-30	.267	11-15	.733	6	14	20	31.1	17	15	9	3	10	71	77.1
at Wofford	12/01/2021	73-64	W	28-45	.622	8-18	.444	9-13	.692	2	24	26	30.5	12	14	12	0	4	73	76.6
at UNI	12/05/2021	60-52	W	24-60	.400	9-27	.333	3-5	.600	5	30	35	31.0	9	13	9	1	7	60	74.8
Toledo	12/11/2021	72-69	W	22-62	.355	13-32	.406	15-23	.652	9	27	36	31.5	11	17	7	1	8	72	74.5
vs NC State	12/17/2021	83-74	W	31-59	.525	7-19	.368	14-18	.778	6	27	33	31.6	21	19	10	3	5	83	75.3
Old Dominion	12/19/2021	67-61	W	17-42	.405	6-24	.250	27-33	.818	5	26	31	31.6	15	12	11	4	5	67	74.6
Bucknell	12/22/2021	81-50	W	34-64	.531	9-28	.321	4-6	.667	8	29	37	32.0	6	22	8	3	14	81	75.1
Saint Joseph's	12/30/2021	56-83	L	20-72	.278	6-33	.182	10-12	.833	10	26	36	32.3	15	10	5	3	9	56	73.7
at Saint Louis	01/02/2022	69-76	L	24-65	.369	6-20	.300	15-20	.750	14	32	46	33.2	16	15	11	2	7	69	73.4
Massachusetts	01/05/2022	80-72	W	31-58	.534	8-22	.364	10-15	.667	7	26	33	33.2	10	21	13	0	11	80	73.8
Davidson	01/14/2022	84-87	L	28-61	.459	12-32	.375	16-20	.800	8	14	22	32.5	16	11	5	2	9	84	74.4
at Fordham	01/18/2022	83-70	W	29-58	.500	8-23	.348	17-23	.739	8	21	29	32.3	12	13	11	3	9	83	74.9
at La Salle	01/22/2022	64-56	W	24-53	.453	3-19	.158	13-17	.765	4	24	28	32.1	13	12	8	2	12	64	74.3
at Rhode Island	01/25/2022	70-63	W	23-64	.359	7-29	.241	17-20	.850	14	31	45	32.8	15	17	7	1	6	70	74.1
VCU	01/29/2022	62-64	L	22-62	.355	4-22	.182	14-21	.667	17	19	36	32.9	12	10	13	3	12	62	73.5
at Duquesne	02/01/2022	74-57	W	26-52	.500	13-24	.542	9-14	.643	9	25	34	33.0	10	19	12	4	8	74	73.5
<b>Total</b>		<b>1618</b>		<b>582-1300</b>	<b>.448</b>	<b>191-562</b>	<b>.340</b>	<b>263-373</b>	<b>.705</b>	<b>181</b>	<b>544</b>	<b>725</b>	<b>33.0</b>	<b>302</b>	<b>351</b>	<b>215</b>	<b>51</b>	<b>186</b>	<b>1618</b>	<b>73.5</b>
Opponents		1530		576-1293	.445	161-459	.351	217-306	.709	217	589	806	36.6	329	290	300	64	124	1530	69.5

## Richmond Averages

Games Played	Points/game	FG Pct	3FG Pct	FT Pct	Rebounds/game	Assists/game	Turnovers/game	Assist/Turnover ratio	Steals/game	Blocks/game
22	73.5	44.8	34.0	70.5	33.0	16.0	9.8	1.6	8.5	2.3

# OPPONENT GAME-BY-GAME

Opponent	Date	Score	Total		3-Pointers		Free throws		Rebounds				PF	A	TO	BLK	STL	PTS	AVG	
			FG-FGA	PCT	3FG-3FGA	PCT	FT-FTA	PCT	OFF	DEF	TOT	AVG								
N.C. Central	11/09/2021	70-60	W	23-58	.397	9-26	.346	5-5	1.000	12	26	38	38.0	17	13	21	3	7	60	60.0
vs Utah St.	11/12/2021	74-85	L	31-56	.554	8-18	.444	15-19	.789	8	33	41	39.5	10	21	11	1	3	85	72.5
Georgia St.	11/16/2021	94-78	W	29-65	.446	10-23	.435	10-20	.500	12	24	36	38.3	19	11	13	2	9	78	74.3
at Drake	11/20/2021	70-73	L	26-61	.426	10-28	.357	11-15	.733	13	27	40	38.8	17	12	15	3	4	73	74.0
Hofstra	11/22/2021	81-68	W	28-61	.459	8-22	.364	4-8	.500	6	18	24	35.8	4	13	6	4	5	68	72.8
vs Maryland	11/25/2021	80-86	L	28-57	.491	10-23	.435	20-25	.800	7	30	37	36.0	13	17	14	5	8	86	75.0
vs Mississippi St.	11/27/2021	71-82	Lot	29-55	.527	5-15	.333	19-23	.826	13	31	44	37.1	16	14	19	3	6	82	76.0
at Wofford	12/01/2021	73-64	W	26-57	.456	6-19	.316	6-9	.667	7	16	23	35.4	15	10	10	1	8	64	74.5
at UNI	12/05/2021	60-52	W	22-53	.415	3-22	.136	5-9	.556	3	31	34	35.2	10	8	12	1	4	52	72.0
Toledo	12/11/2021	72-69	W	28-59	.475	10-21	.476	3-7	.429	6	35	41	35.8	17	15	14	2	4	69	71.7
vs NC State	12/17/2021	83-74	W	23-61	.377	7-22	.318	21-34	.618	15	22	37	35.9	19	8	7	3	5	74	71.9
Old Dominion	12/19/2021	67-61	W	23-68	.338	3-20	.150	12-17	.706	20	24	44	36.6	23	8	10	1	7	61	71.0
Bucknell	12/22/2021	81-50	W	21-55	.382	6-19	.316	2-2	1.000	5	23	28	35.9	7	12	16	3	7	50	69.4
Saint Joseph's	12/30/2021	56-83	L	31-60	.517	8-22	.364	13-19	.684	7	44	51	37.0	11	12	15	3	2	83	70.4
at Saint Louis	01/02/2022	69-76	L	28-66	.424	5-19	.263	15-20	.750	11	29	40	37.2	17	12	9	4	9	76	70.7
Massachusetts	01/05/2022	80-72	W	27-61	.443	11-20	.550	7-10	.700	10	21	31	36.8	14	10	15	1	6	72	70.8
Davidson	01/14/2022	84-87	L	30-56	.536	13-27	.481	14-16	.875	12	27	39	36.9	12	18	16	1	3	87	71.8
at Fordham	01/18/2022	83-70	W	26-53	.491	12-29	.414	6-9	.667	8	25	33	36.7	20	17	22	3	5	70	71.7
at La Salle	01/22/2022	64-56	W	21-55	.382	3-15	.200	11-13	.846	11	29	40	36.9	17	15	16	4	3	56	70.8
at Rhode Island	01/25/2022	70-63	W	24-60	.400	6-18	.333	9-12	.750	8	28	36	36.9	18	16	10	9	5	63	70.5
VCU	01/29/2022	62-64	L	28-55	.509	4-10	.400	4-7	.571	10	27	37	36.9	20	16	19	4	8	64	70.1
at Duquesne	02/01/2022	74-57	W	24-61	.393	4-21	.190	5-7	.714	13	19	32	36.6	13	12	10	3	6	57	69.5
<b>Total</b>		<b>1530</b>		<b>576-1293</b>	<b>.445</b>	<b>161-459</b>	<b>.351</b>	<b>217-306</b>	<b>.709</b>	<b>217</b>	<b>589</b>	<b>806</b>	<b>36.6</b>	<b>329</b>	<b>290</b>	<b>300</b>	<b>64</b>	<b>124</b>	<b>1530</b>	<b>69.5</b>
Richmond		1618		582-1300	.448	191-562	.340	263-373	.705	181	544	725	33.0	302	351	215	51	186	1618	73.5

## Opponents Averages

Games Played	Points/game	FG Pct	3FG Pct	FT Pct	Rebounds/game	Assists/game	Turnovers/game	Assist/Turnover ratio	Steals/game	Blocks/game
22	69.5	44.5	35.1	70.9	36.6	13.2	13.6	1.0	5.6	2.9

## UNIVERSITY OF RICHMOND FACTS

- Ranked 22nd among "Best Liberal Arts Colleges" (US News & World Report)

According to the Princeton Review:

- Ranked 1st for "Most Beautiful Campus"
- Ranked 7th for Best Athletic Facilities
- No. 4 "Best-Run" college in the country
- Ranked 9th for "Best Classroom Experience"
- Ranked 9th for "Quality of Life"

Robins Business School ranked 23rd in nation (Poets & Quants)

8:1 faculty-staff ratio; two-thirds of classes have < 20 students

University endowment valued at more than \$3.3 billion

Founded in 1830, sixth oldest school in Virginia

## UNIVERSITY OF RICHMOND ALUMNI

**Kenny Atkinson** Former Brooklyn Nets Head Coach

**Sean Casey** Three-Time MLB All-Star

**Joe Douglas** New York Jets General Manager

**Tim Finchem** Former PGA TOUR Commissioner

**Douglas Freeman** Historian, 2-time Pulitzer Prize winner

**Tim Hightower** Former NFL Running Back

**Melanie Healey** Former Procter & Gamble President

**Brian Jordan** Former MLB & NFL Player

**Todd McShay** ESPN NFL Draft Analyst

**Leland Melvin** NASA Astronaut

**Johnny Newman** Former NBA Player (UR's all-time leading scorer)

**Lil Dicky** Rapper & star of FX's *Dave*



# PTS-REB-AST

Opponent	Date	Score		00	2	3	4	5	10	11	13	15	21	22
				GILYARD,JA	KOUREISSI,	BURTON,TYL	CAYO,NATHA	SHEROD,NIC	KULJU,SULL	RANDOLPH,M	CRABTREE,C	GRACE,MATT	WILSON,ISA	GUSTAVSON,
N.C. Central	11/09/2021	70-60	W	14-6-6	3-0-0	14-6-0	8-4-2	8-4-0	DNP	DNP	2-1-2	2-3-1	0-2-2	DNP
vs Utah St.	11/12/2021	74-85	L	16-3-7	0-0-0	13-7-0	3-1-2	3-2-3	DNP	DNP	6-4-1	7-3-1	0-0-1	DNP
Georgia St.	11/16/2021	94-78	W	2-0-6	4-4-1	20-8-1	2-8-6	16-3-1	0-1-1	0-0-0	5-2-1	14-2-2	10-0-1	DNP
at Drake	11/20/2021	70-73	L	6-4-5	0-0-0	30-9-1	4-4-0	9-1-0	DNP	DNP	0-1-0	2-0-2	2-6-1	DNP
Hofstra	11/22/2021	81-68	W	17-4-6	0-0-0	22-7-3	18-5-5	5-1-0	DNP	3-0-0	3-3-3	0-2-1	0-1-1	DNP
vs Maryland	11/25/2021	80-86	L	14-3-4	DNP	11-5-0	8-8-1	14-2-0	DNP	DNP	2-0-0	4-2-2	9-2-2	DNP
vs Mississippi St.	11/27/2021	71-82	Lot	17-4-6	0-0-0	23-7-1	5-4-2	0-0-0	DNP	DNP	0-0-0	0-0-1	3-1-0	DNP
at Wofford	12/01/2021	73-64	W	13-7-4	4-0-0	8-2-0	9-4-3	0-2-1	DNP	DNP	8-3-0	3-1-1	5-3-1	DNP
at UNI	12/05/2021	60-52	W	8-3-4	0-0-0	26-6-2	7-6-3	2-8-0	DNP	DNP	0-0-0	2-1-0	7-1-0	DNP
Toledo	12/11/2021	72-69	W	13-3-7	0-0-0	17-9-0	6-2-0	14-5-0	DNP	DNP	8-5-3	4-0-2	3-4-2	0-0-0
vs NC State	12/17/2021	83-74	W	13-6-10	DNP	16-8-1	14-4-4	3-2-0	DNP	DNP	0-0-0	5-2-1	9-2-1	2-0-0
Old Dominion	12/19/2021	67-61	W	0-1-8	DNP	29-10-0	11-6-1	3-2-0	DNP	DNP	0-0-0	2-2-0	5-1-0	0-0-0
Bucknell	12/22/2021	81-50	W	2-5-11	2-1-2	15-7-2	9-1-0	15-0-0	0-0-0	2-0-0	5-4-2	4-2-0	0-2-1	2-2-1
Saint Joseph's	12/30/2021	56-83	L	4-4-6	DNP	11-6-0	4-2-1	8-2-0	DNP	DNP	0-3-0	5-3-0	5-1-0	2-2-0
at Saint Louis	01/02/2022	69-76	L	12-4-4	DNP	24-12-1	6-11-4	0-1-0	DNP	DNP	2-1-0	6-1-1	5-2-2	0-1-0
Massachusetts	01/05/2022	80-72	W	17-3-10	DNP	12-13-2	14-2-1	12-2-0	DNP	DNP	5-0-1	3-2-1	4-2-2	6-2-1
Davidson	01/14/2022	84-87	L	28-4-5	DNP	9-3-0	8-4-0	20-2-0	DNP	DNP	2-0-0	0-0-0	0-0-1	5-1-1
at Fordham	01/18/2022	83-70	W	31-3-2	DNP	7-5-3	13-6-2	4-1-1	DNP	DNP	3-0-0	3-0-3	0-0-1	11-7-1
at La Salle	01/22/2022	64-56	W	6-2-7	0-0-1	12-3-0	18-4-1	0-1-1	DNP	0-0-0	0-0-0	2-4-0	0-1-0	8-5-1
at Rhode Island	01/25/2022	70-63	W	15-1-6	DNP	14-13-2	5-4-2	8-1-1	DNP	DNP	1-2-0	10-5-2	0-3-0	2-3-1
VCU	01/29/2022	62-64	L	14-3-6	DNP	5-4-2	9-4-0	8-2-0	DNP	0-0-0	DNP	2-3-1	2-0-0	4-9-0
at Duquesne	02/01/2022	74-57	W	17-2-3	0-0-0	18-12-3	10-2-1	6-2-2	DNP	0-0-1	DNP	2-3-3	5-2-1	9-0-1

Opponent	Date	Score		24	25	31	33	34
				BAILEY,DJI	SOUTHALL,Q	GAITLEY,JO	GOLDEN,GRA	ARIZIN,GAB
N.C. Central	11/09/2021	70-60	W	0-0-0	DNP	DNP	19-5-1	DNP
vs Utah St.	11/12/2021	74-85	L	2-2-1	DNP	DNP	24-8-3	DNP
Georgia St.	11/16/2021	94-78	W	6-0-0	DNP	0-1-0	15-5-4	DNP
at Drake	11/20/2021	70-73	L	DNP	DNP	DNP	17-6-5	DNP
Hofstra	11/22/2021	81-68	W	0-2-2	DNP	DNP	13-7-5	DNP
vs Maryland	11/25/2021	80-86	L	0-0-0	DNP	DNP	18-6-5	DNP
vs Mississippi St.	11/27/2021	71-82	Lot	10-0-0	DNP	DNP	13-3-5	DNP
at Wofford	12/01/2021	73-64	W	2-1-0	DNP	DNP	21-3-4	DNP
at UNI	12/05/2021	60-52	W	0-1-0	DNP	DNP	8-7-4	DNP
Toledo	12/11/2021	72-69	W	DNP	DNP	DNP	7-7-3	DNP
vs NC State	12/17/2021	83-74	W	2-0-0	DNP	DNP	19-7-2	DNP
Old Dominion	12/19/2021	67-61	W	2-3-1	DNP	DNP	15-4-2	DNP
Bucknell	12/22/2021	81-50	W	3-0-0	0-0-0	0-0-0	22-10-3	0-1-0
Saint Joseph's	12/30/2021	56-83	L	3-1-0	DNP	DNP	14-7-3	DNP
at Saint Louis	01/02/2022	69-76	L	0-1-0	DNP	DNP	14-10-3	DNP
Massachusetts	01/05/2022	80-72	W	0-0-0	DNP	DNP	7-5-3	DNP
Davidson	01/14/2022	84-87	L	DNP	DNP	DNP	12-5-4	DNP
at Fordham	01/18/2022	83-70	W	DNP	DNP	DNP	11-3-0	DNP
at La Salle	01/22/2022	64-56	W	DNP	DNP	DNP	18-5-1	DNP
at Rhode Island	01/25/2022	70-63	W	DNP	DNP	DNP	15-9-3	DNP
VCU	01/29/2022	62-64	L	DNP	DNP	DNP	18-9-1	DNP
at Duquesne	02/01/2022	74-57	W	DNP	DNP	DNP	7-7-4	DNP

# SPECIALTY STATS

DATE	OPPONENT	PTS/TO	PAINT	2ND CHANCE	FAST BREAK	BENCH	TIES	LEAD CHANGES	LEADING	TRAILING	LEAD LOST/DEFICIT OVERCOME
11/9	NC Central	22	32	13	15	7	2	2	16:47	22:20	Trailed by 14 (1st - 5:05)
11/12	Utah St	17	22	11	3	15	6	9	20:07	15:41	Led by 7 (1st - 14:01)
11/16	Georgia St	14	32	5	7	45	0	0	37:42	0:00	--
11/20	Drake	18	32	11	4	11	5	7	30:24	6:12	Led by 8 (2nd - 5:58)
11/22	Hofstra	12	38	7	2	11	1	1	16:33	22:24	Trailed by 14 (1st - 6:14)
11/25	Maryland	12	40	6	6	20	3	11	34:06	4:34	Led by 12 (1st - 1:54)
11/27	Mississippi St	18	32	6	2	10	9	2	4:46	32:49	Led by 5 (1st - 8:50)
12/1	Wofford	14	38	0	6	17	3	1	33:01	5:32	Trailed by 6 (1st - 15:30)
12/5	Northern Iowa	14	24	4	4	4	5	5	24:06	12:45	Trailed by 5 (1st - 1:38)
12/11	Toledo	19	16	10	8	26	5	5	5:37	31:38	Trailed by 19 (2nd - 18:49)
12/17	NC State	9	46	3	2	12	0	3	24:15	14:31	Trailed by 8 (1st - 13:07)
12/19	Old Dominion	11	18	6	9	7	8	9	22:04	13:50	Trailed by 7 (1st - 17:49)
12/22	Bucknell	24	42	12	13	33	3	4	30:13	8:04	Trailed by 4 (1st - 13:11)
12/30	Saint Joseph's	7	22	6	7	18	2	6	5:23	32:58	Led by 5 (1st - 5:47)
1/2	Saint Louis	6	32	13	10	8	0	3	1:53	37:18	Led by 3 (1st - 18:01)
1/5	UMass	19	46	8	21	26	1	1	37:03	1:34	Trailed by 3 (1st - 17:58)
1/14	Davidson	21	24	9	11	27	9	4	11:44	24:46	Led by 6 (2nd - 13:51)
1/18	Fordham	26	38	11	7	10	7	5	21:29	11:32	Trailed by 6 (1st - 11:50)
1/22	La Salle	13	38	6	11	2	4	3	24:05	12:50	Trailed by 8 (1st - 9:16)
1/25	Rhode Island	13	32	16	15	19	1	2	10:01	27:14	Trailed by 15 (2nd - 19:23)
1/29	VCU	19	34	18	13	12	6	3	3:03	32:51	Led by 2 (1st - 19:34)
2/1	Duquesne	14	26	3	2	13	1	3	20:55	16:55	Trailed by 9 (1st - 8:21)



# FAMILY BUSINESS

Several Spiders have family members who participated in college athletics.

Grad student Nick Sherod is the son of E.J. Sherod who played basketball at ODU. Nick's grandfather, Edmund, was a Hall-of-Famer at VCU before playing for the New York Knicks.

Jacob Gilyard's father Rodney is a member of Ottawa University's Athletics Hall of Fame and graduated as the school's all-time leader in assists and steals in 1992.

Sophomore Tyler Burton's father Quinton played at Providence and helped the Friars to a pair of NCAA Tournament appearances in 1989 and 1990. He scored 11.1 PPG as a senior. When he was being recruited, his final two schools were Providence and Richmond.

Grant Golden's father played at Fairfield University and he had two grandfathers that played collegiate football. Grant's brother Bryce is a sophomore on Butler's team this season.

Grad student Jordan Gaitley is the son of Stephanie Gaitley, currently the head coach of the women's basketball team at Fordham University and the head coach of Richmond's women's team from 1985-91, when she amassed a 116-63 record over six seasons at the Robins Center. Gaitley also has two older brothers who played collegiately. His oldest brother Dutch is currently an assistant coach for the Charlotte Hornets.

Junior Gabe Arizin is the grandson of Basketball Hall-of-Famer Paul Arizin, a 10-time NBA All-Star who twice led the league in scoring. He attended Villanova and led the nation in scoring as a senior in 1950. His No. 11 jersey has been retired by the school. He was inducted into the College Basketball Hall of Fame in 2006. Gabe's father Mike played at William & Mary and La Salle. He earned All Southern-Conference honors following his freshman and sophomore seasons at W&M.

Freshman Jason Nelson's father Jason Nelson Sr. played basketball at Virginia Union University and was a member of the school's 2005 team that won the NCAA Division II National Championship. Freshman Malcolm Dread's brother Myles plays basketball at Penn State, and his father Aaron played basketball at Millersville University in Pennsylvania.

Sophomore Quentin Southall is the son of Cornelius Southall, who played defensive back for Notre Dame and led the Irish to a national championship in 1988.

Freshman Liam Weaver's father Tim ran track at Tulsa.



PAUL ARIZIN

## SPIDER BITES

We made this year's Richmond roster pull up a chair and tuck in to some of the most-charged culinary debates of our time. A full two-thirds of Spiders (67%) say that breakfast is their favorite meal of the day, compared to just 22% who chose dinner and 11% who voted for lunch. When it comes to the ideal sweet starch to start your day, the Spiders were split 50/50 between pancakes and waffles. Refusing to be limited in his options, Jacob Gilyard wrote in French toast.



For lunch or dinner, the Spiders are nearly twice as likely to choose a hamburger over a hot dog (13 to 7), and they're nearly unanimous (90%) in their opinion that a hot dog is not a sandwich. To go along with their entrée, the Spiders are more likely to choose salad (58%) than soup (42%), and nearly four-fifths of the Richmond roster (78%) say they prefer ranch dressing to blue cheese.

When it comes to healthier choices, a full 90% of Spiders prefer fruits to vegetables. Malcolm Dread and Quentin Southall stand alone in their support of veggies. In terms of citrus, 70% of Spiders prefer lemons to limes. There's more agreement when it comes to the question of whether pineapple belongs on pizza. 90% of the Spiders say no. Jason Nelson and Connor Crabtree say yes.

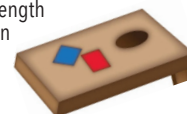


Having experienced plenty of both over the last two seasons, a slim majority (60% to 40%) of Spiders say they prefer in-person classes to virtual classes. When taking notes in their dorm or in a lecture hall, the Spiders are likely to choose a pen over a pencil by that same 60/40 split.



Personal style is important to the Spiders, especially below the ankle, as 59 percent of Spiders chose shoes over clothes as the most important fashion item. Above the neck, you'll find 50 percent of Spiders wearing their hat backwards, 45 percent wearing it forwards, and Isaiah Wilson wearing it sideways. In terms of a more permanent fashion choice, the Spiders 20-man roster has a total of 19 tattoos, but only seven Spiders have ink. The majority of tattoos on the UR roster are from Dji Bailey and Malcolm Dread, who each have five.

In a mild case of cognitive dissonance, the Spiders roster prefers weight training (60%) to cardio (40%) but would also choose speed (55%) over strength (45%) as an ideal physical trait. Canadian Matt Grace is the in "strength" camp despite the fact that he says speed skating is his best sport other than basketball. Football was the most popular choice when it came time for Spiders to pick the sport they were best at outside of basketball, with 6 votes. Soccer was close behind with 5, while 3 Spiders chose baseball. Jacob Gilyard and Tyler Burton both profess to be skilled at tennis, while Gabe Arizin and Quentin Southall say they've got game on the golf course. Jordan Gaitley prefers a more leisurely physical activity when he's not on the court. He chose cornhole as his best sport outside of basketball.



Off the court, the Spiders narrowly prefer movies to TV (53% to 47%), and more than twice as many Spiders prefer a comedy to a horror movie (13 to 6). When it comes to music, three-quarters of the Spiders (15 to 5) chose music of the 2000s over 90s music. When it comes to music in 2021, specifically September 2021, the Richmond roster is nearly unanimous in its preference for Certified Lover Boy over Donda (84% to 16%).

As for musical talents, 61% of Spiders say they are a better singer than dancer, while 39% think the dance floor is where they thrive. Perhaps the ability to dance is something learned over time while at Richmond? 4 of the 7 Spiders who say they are better dancers than singers are seniors or grad students (Grant Golden, Jordan Gaitley, Nick Sherod, and Matt Grace).

When TV, movies, or music aren't available, the Spiders might spend their time on Instagram, the preferred social media platform for 50% of the Spiders, as opposed to Twitter (35%), Snapchat (20%) or TikTok (15%). Sometimes connecting on social media isn't enough, and 60% of Spiders would prefer to go out rather than stay in. By no means should you expect any firm agenda, however, as the Richmond roster overwhelmingly prefers to "wing it" over "make plans" (68% to 32%). For the minority of Spiders who would prefer to stay in, board games are a preferred activity over puzzles by a 17 to 2 margin.



The Spiders are split nearly evenly on their favorite season, with 28% opting for summer, 28% going with winter, 22% picking spring, and 22% choosing fall. There was more agreement on beaches (18 votes) vs mountains (1 vote - Jacob Gilyard) as a preferred vacation destination. Neither a sparkling ocean nor a magnificent peak could sway Nick Sherod. He wrote in "indoors."



# INDIVIDUAL GAME HIGHS

<b>POINTS</b>	31		Jacob Gilyard at Fordham (01/18/2022)
	30		Tyler Burton at Drake (11/20/2021)
	29		Tyler Burton vs Old Dominion (12/19/2021)
	28		Jacob Gilyard vs Davidson (01/14/2022)
	26		Tyler Burton at UNI (12/05/2021)
<b>FIELD GOALS MADE</b>	11		Jacob Gilyard at Fordham (01/18/2022)
	11		Tyler Burton at Drake (11/20/2021)
<b>FIELD GOAL ATTEMPTS</b>	17		Grant Golden vs Saint Joseph's (12/30/2021)
	17		Tyler Burton at Drake (11/20/2021)
	17		Grant Golden vs Utah St. (N) (11/12/2021)
<b>FIELD GOAL PERCENTAGE (min 5 made)</b>	.857	(6-7)	Grant Golden vs Hofstra (11/22/2021)
	.833	(10-12)	Grant Golden vs Bucknell (12/22/2021)
	.833	(5-6)	Matt Grace vs Georgia St. (11/16/2021)
<b>3 PT FG MADE</b>	6		Jacob Gilyard at Fordham (01/18/2022)
	5		Nick Sherod vs Davidson (01/14/2022)
	5		Jacob Gilyard vs Davidson (01/14/2022)
	5		Nick Sherod vs Bucknell (12/22/2021)
	5		Tyler Burton at UNI (12/05/2021)
	5		Jacob Gilyard vs Hofstra (11/22/2021)
<b>3 PT FG ATTEMPTS</b>	11		Nick Sherod vs Bucknell (12/22/2021)
	11		Jacob Gilyard vs Mississippi St. (N) (11/27/2021)
<b>3 PT FG PERCENTAGE (min 2 made)</b>	1.000	(2-2)	Andre Gustavson vs Massachusetts (01/05/2022)
	1.000	(2-2)	Isaiah Wilson vs NC State (N) (12/17/2021)
<b>FREE THROWS MADE</b>	12		Tyler Burton at Saint Louis (01/02/2022)
	10		Tyler Burton vs Old Dominion (12/19/2021)
<b>FREE THROW ATTEMPTS</b>	14		Tyler Burton at Saint Louis (01/02/2022)
	12		Tyler Burton vs Old Dominion (12/19/2021)
<b>FREE THROW PERCENTAGE (min 3 made)</b>	1.000	(9-9)	Jacob Gilyard at Rhode Island (01/25/2022)
	1.000	(7-7)	Tyler Burton vs N.C. Central (11/09/2021)
	1.000	(6-6)	Jacob Gilyard vs Massachusetts (01/05/2022)
	1.000	(6-6)	Jacob Gilyard vs NC State (N) (12/17/2021)
	1.000	(4-4)	Grant Golden vs Davidson (01/14/2022)
	1.000	(4-4)	Tyler Burton vs Saint Joseph's (12/30/2021)
	1.000	(3-3)	Jacob Gilyard at Duquesne (02/01/2022)
	1.000	(3-3)	Grant Golden at Fordham (01/18/2022)
	1.000	(3-3)	Jacob Gilyard at Fordham (01/18/2022)
1.000	(3-3)	Grant Golden vs NC State (N) (12/17/2021)	
<b>REBOUNDS</b>	13		Tyler Burton at Rhode Island (01/25/2022)
	13		Tyler Burton vs Massachusetts (01/05/2022)
<b>ASSISTS</b>	11		Jacob Gilyard vs Bucknell (12/22/2021)
	10		Jacob Gilyard vs Massachusetts (01/05/2022)
	10		Jacob Gilyard vs NC State (N) (12/17/2021)
<b>STEALS</b>	7		Jacob Gilyard vs N.C. Central (11/09/2021)
	6		Jacob Gilyard vs Mississippi St. (N) (11/27/2021)
<b>BLOCKED SHOTS</b>	2		Grant Golden at Saint Louis (01/02/2022)
	2		Matt Grace vs Saint Joseph's (12/30/2021)
	2		Grant Golden vs Old Dominion (12/19/2021)
	2		Matt Grace vs NC State (N) (12/17/2021)
	2		Tyler Burton vs Mississippi St. (N) (11/27/2021)
	2		Nathan Cayo vs Hofstra (11/22/2021)
	2		Matt Grace vs N.C. Central (11/09/2021)
	2		Jacob Gilyard at Wofford (12/01/2021)
<b>TURNOVERS</b>	7		Jacob Gilyard at Wofford (12/01/2021)
<b>FOULS</b>	5		Grant Golden vs Old Dominion (12/19/2021)
	5		Nathan Cayo vs NC State (N) (12/17/2021)
	5		Isaiah Wilson vs Utah St. (N) (11/12/2021)





# CHRIS MOONEY

## HEAD COACH

### 17th SEASON

### PRINCETON, 1994

Chris Mooney is the winningest coach in Richmond basketball's storied history, having compiled a 288-231 record in his first 16 seasons with the Spiders. Hired by Richmond prior to the 2005-06 season, Mooney has led the Spiders to eight postseason appearances, including two NCAA Tournaments and three NIT Quarterfinals. He is the second longest-tenured coach in the Atlantic 10, trailing only Davidson's Bob McKillop. Mooney ranks fourth in conference history in A-10 wins by a head coach, with 144 conference wins in his first 16 seasons at Richmond.

Mooney and the Spiders posted a 14-9 record in the COVID-shortened 2020-21 season and advanced to the quarterfinals of the NIT. Richmond opened the season by winning the Bluegrass Showcase in Lexington, Ky. The Spiders beat 10th-ranked Kentucky in the final game for the program's first road win ever vs a team in the top 10 of the Associated Press Poll. UR rose as high as 19th in the AP Top 25, the best ranking for the Spiders since December 1957. Richmond earned a 2-seed in the NIT and defeated MAC regular-season champion Toledo in the First Round despite playing without its two leading scorers, Blake Francis and Grant Golden, who were sidelined with injuries. Jacob Gilyard broke Richmond's career assists record while leading the nation in steals for a second straight season and being named a Lefty Driesell Defensive All-American. Tyler Burton earned the A-10's Chris Daniels Award, given to the conference's most improved player. Francis, Gilyard, and Golden landed on the league's All-Conference teams for a second straight season.

In 2019-20, Mooney led Richmond to one of the best regular seasons in program history and was on the verge of taking the Spiders to the NCAA Tournament when the postseason was canceled due to COVID-19. The Spiders went 24-7, tying the school record for regular-season wins, and posted three wins over power-conference opponents, including a victory over eventual Big Ten champion Wisconsin in the Legends Classic. Richmond went 14-4 in conference play, a program record for conference wins in a season, and finished second in the Atlantic 10, the highest regular-season finish for UR since joining the conference in 2001. Jacob Gilyard, Blake Francis, and Grant Golden earned All-Atlantic 10 honors following the season. Gilyard was also named A-10 Defensive Player of the Year and was a semifinalist for the Naismith National Defensive Player of the Year Award after leading D-I with 99 steals, a single-season school record.

In 2018-19, the Spiders became the first team in four years to place a pair of sophomores on the Atlantic 10's All-Conference teams, as Jacob Gilyard earned Second Team honors and Grant Golden was named to the Third Team. In December, the Spiders knocked off ACC-foe Wake Forest for Chris Mooney's 240th win at Richmond, moving him past Dick Tarrant as the winningest coach in school history.

In 2017-18, Mooney oversaw the development of one of the nation's youngest teams with a junior, two sophomores, and two freshmen in the starting lineup. Facing one of the 25 most difficult out-of-conference schedules in Division I, the Spiders entered A-10 play with a 2-10 record. But Richmond finished tied for fifth with a 9-9 record that included a pair of wins against crosstown rival VCU and a 2-0 mark against eventual league champion Davidson. The Spiders played before an average home crowd of 6,492 fans, the highest attendance at Richmond since the 1992-93 season.

In 2016-17, the Spiders swept the two major Atlantic 10 awards, with senior T.J. Cline winning A-10 Player of the Year and freshman De'Monte Buckingham earning Rookie of the Year honors. Cline recorded the first triple-doubles in school history en route to a season that saw him rank top 10 in points, rebounds, and assists in the single-season record book.

In 2014-15, Richmond finished the regular season on a six-game winning streak, and was one of the "Last Four Out" of the NCAA Tournament at-large field, thereby securing the No. 1 seed and home-court advantage in the NIT, where they would reach the tournament's quarterfinals.

In 2011, Richmond defeated Dayton in the A-10 championship game to earn Mooney's first conference championship, the Spiders first title since Richmond joined the Atlantic 10 in 2001. The Spiders would go on to the second Sweet 16 in program history by downing Vanderbilt and Morehead State in the NCAA Denver Subregional. Richmond finished 29-8, set a school record for wins, and finished 21st in the coaches poll.

In 2010, Richmond earned its first NCAA at-large bid since 2004, garnering a seven seed before falling in the first round of the tournament. Mooney was named the 2010 Sporting News Atlantic 10 Coach of the Year, and was a finalist for the 2010 Jim Phelan National Coach of the Year award. The Spiders finished the season ranked 24th in the final AP Top 25.

23 of Mooney's former players have gone on to play professionally in either the NBA, the G League, or overseas.

Mooney has been widely recognized for his contributions to the Richmond community. In 2010, he won Richmond's Voice of the University Award, given to a faculty or staff member for being a voice that represents the University of Richmond in a positive manner to the wider community. Later in 2010, Richmond Style Weekly tabbed him for their 40 Under 40 list, spotlighting UR's community involvement with the homeless, Special Olympics, Arthritis Foundation, Friends of Jaclyn Foundation and the ASK Foundation for Childhood Cancer Research. Mooney annually headlines the Coaches Cook-Off, competing against the current VCU men's basketball coach in a live cooking competition to raise money for Positive Vibe Cafe in Richmond, which trains and employs people with disabilities.

Mooney previously coached at Air Force for five seasons: three as an assistant, one as an associate head coach and his final season as head coach. In 2004-05, Mooney led the Falcons to an 18-12 record and votes in the national polls. His 18 victories were the most by a first-year head coach at Air Force.

Mooney began coaching at the high school level, taking a job at Lansdale Catholic High School in Lansdale, Pa., in 1994. His first college coaching experience came at Division III Beaver College, now known as Arcadia University. He spent two seasons there from 1998-2000. While at Beaver College, Mooney only coached part-time, spending much of his time as an event coordinator. He helped plan weddings and events while also serving as the team manager. Mooney is married to the former Lia Chomat, a Princeton graduate who also has a doctorate in psychology from Penn. The couple has two sons, Danny and Ryan.

#### COACHING HONORS

2010 Sporting News Atlantic 10 Coach of the Year  
2010 Jim Phelan National Coach of the Year Finalist

#### POSTSEASON ACCOMPLISHMENTS

2021 NIT Quarterfinals  
2017 NIT Quarterfinals  
2015 NIT Quarterfinals  
2013 CBI Quarterfinals  
2011 NCAA Sweet 16  
2011 Atlantic 10 Tournament Champions  
2010 NCAA First Round  
2009 CBI Semifinals  
2008 CBI First Round

#### AS A D-I HEAD COACH

YEAR	SCHOOL	RECORD	CONF.	FINISH
2021-22	Richmond	14-8	5-4	--
2020-21	Richmond	14-9	6-5	8th
2019-20	Richmond	24-7	14-4	2nd
2018-19	Richmond	13-20	6-12	t-10th
2017-18	Richmond	12-20	9-9	t-5th
2016-17	Richmond	22-13	13-5	t-3rd
2015-16	Richmond	16-16	7-11	9th
2014-15	Richmond	21-14	12-4	4th
2013-14	Richmond	19-14	8-8	7th
2012-13	Richmond	19-15	8-8	t-8th
2011-12	Richmond	16-16	7-9	t-9th
2010-11	Richmond	29-8	13-3	3rd
2009-10	Richmond	26-9	13-3	3rd
2008-09	Richmond	20-16	9-7	t-5th
2007-08	Richmond	16-15	9-7	t-4th
2006-07	Richmond	8-22	4-12	t-12th
2005-06	Richmond	13-17	6-10	t-11th
2004-05	Air Force	18-12	9-5	3rd
Richmond (2005-pres.)		302-239 (.558)	149-123 (.548)	
Air Force (2004-05)		18-12 (.600)	9-5 (.643)	
Career Record (D-I only)		320-251 (.560)	158-128 (.552)	

Head Coach, Richmond, 2005-present  
Head Coach, Air Force, 2004-05  
Associate Head Coach, Air Force, 2003-04  
Assistant Coach, Air Force, 2000-03  
Head Coach, Arcadia University (Div III), 1997-00

#### AS A PLAYER

A 1994 graduate with a B.A. in English, Mooney led Princeton to the NCAA Tournament twice following a pair of conference titles. The four-year letterwinner amassed 1,071 points, which ranks 25th on Princeton's all-time scoring list entering 2019-20, and started all 107 games in his career.





**#0 JACOB GILYARD**  
**G | GR | 5'9" | 160**  
**KANSAS CITY, MO**  
**THE BARSTOW SCHOOL**

**Most Career Points, Richmond History**  
*Name Points Games*  
 5. Kendall Anthony 1,909 134  
 6. Ed Harrison 1,843 115  
**7. Jacob Gilyard 1,826 139**

**Most Career 3-Pointers, Spiders History**  
*Name 3-Ptrs Games*  
**1. Jacob Gilyard 288 139**  
 2. Kendall Anthony 270 134  
 3. Jonathan Baker 241 114

**Most Career Steals, Division I History**  
*Name Steals*  
**1. Jacob Gilyard, Richmond 432**  
 2. John Linehan, Providence 385  
 3. Eric Murdock, Providence 376

**Most Career Assists, Atlantic 10 History**  
*Name Ast*  
 1. Howard Evans, Temple 748  
**2. Jacob Gilyard, Richmond 717**  
 3. Jameer Nelson, Saint Joseph's 713

**CAREER HIGHS**

Statistic	Value	
Points	31	vs IUPUI 11/16/18, at Fordham 01/18/22
Rebounds	9	vs Massachusetts 02/23/21
Assists	11	vs UNI 12/09/20, vs Bucknell 12/22/21
Steals	7	4 times
Blocks	1	8 times
FG Made	12	vs IUPUI 11/16/18
FG Attempts	17	vs Oral Roberts 12/15/18, at Dayton 01/06/19, vs Dayton 01/25/20
3FG Made	8	at Dayton 01/06/19
3FG Attempts	16	at Dayton 01/06/19
FT Made	10	at Alabama 12/29/19
FT Attempts	11	vs Saint Francis (PA) 11/08/19, at Alabama 12/29/19

**CAREER STATS**

SEASON TEAM	GP-GS	MIN/AVG	Field Goals		3-Point		F-Throws		Rebounds			PF-FO				Scoring			
			FG-FGA	FG%	3FG-3FGA	3FG%	FT-FTA	FT%	OFF	DEF	TOT	AVG	A	TO	BLK	STL	PTS	AVG	
2017-18 UR	32-32	1166/36.4	126-279	.452	58-151	.384	56-67	.836	15	54	69	2.2	56-0	130	54	1	89	366	11.4
2018-19 UR	31-31	1156/37.3	177-375	.472	74-204	.363	74-96	.771	20	70	90	2.9	52-0	160	75	1	88	502	16.2
2019-20 UR	31-31	1132/36.5	132-283	.466	58-158	.367	73-91	.802	11	84	95	3.1	52-0	178	60	5	99	395	12.7
2020-21 UR	23-23	864/37.5	94-229	.410	48-143	.336	48-57	.842	6	63	69	3.0	29-0	116	37	0	82	284	12.3
2021-22 UR	22-22	828/37.7	87-222	.392	50-150	.333	55-65	.846	11	64	75	3.4	30-0	133	37	1	74	279	12.7
<b>TOTAL</b>	<b>139-139</b>	<b>5146/37.0</b>	<b>616-1388</b>	<b>.444</b>	<b>288-806</b>	<b>.357</b>	<b>306-376</b>	<b>.814</b>	<b>63</b>	<b>335</b>	<b>398</b>	<b>2.9</b>	<b>219-0</b>	<b>717</b>	<b>263</b>	<b>8</b>	<b>432</b>	<b>1826</b>	<b>13.1</b>

**GAME LOGS**

Opponent	Date	GS	MIN	Total		3-Pointers		Free throws		Rebounds			PF	A	TO	BLK	STL	PTS	AVG	
				FG-FGA	PCT	3FG-3FGA	PCT	FT-FTA	PCT	OFF	DEF	TOT								AVG
N.C. Central	11/09/2021	*	40:00	5-13	.385	2-9	.222	2-2	1.000	0	6	6	6.0	2	6	0	0	7	14	14.0
vs Utah St.	11/12/2021	*	40:00	5-14	.357	4-8	.500	2-2	1.000	1	2	3	4.5	0	7	3	0	3	16	15.0
Georgia St.	11/16/2021	*	29:21	0-4	.000	0-4	.000	2-2	1.000	0	0	0	3.0	1	6	1	0	3	2	10.7
at Drake	11/20/2021	*	37:19	2-9	.222	1-5	.200	1-2	.500	1	3	4	3.3	2	5	1	0	4	6	9.5
Hofstra	11/22/2021	*	38:40	5-10	.500	5-10	.500	2-3	.667	1	3	4	3.4	0	6	2	0	0	17	11.0
vs Maryland	11/25/2021	*	37:49	4-9	.444	3-8	.375	3-5	.600	0	3	3	3.3	2	4	4	0	3	14	11.5
vs Mississippi St.	11/27/2021	*	42:13	5-14	.357	4-11	.364	3-4	.750	2	2	4	3.4	1	6	1	0	6	17	12.3
at Wofford	12/01/2021	*	37:35	4-8	.500	3-6	.500	2-2	1.000	1	6	7	3.9	1	4	7	0	1	13	12.4
at UNI	12/05/2021	*	35:00	3-9	.333	2-6	.333	0-0	.000	0	3	3	3.8	0	4	0	0	1	8	11.9
Toledo	12/11/2021	*	35:42	4-12	.333	4-9	.444	1-2	.500	0	3	3	3.7	3	7	0	0	5	13	12.0
vs NC State	12/17/2021	*	39:06	3-7	.429	1-4	.250	6-6	1.000	0	6	6	3.9	2	10	3	0	2	13	12.1
Old Dominion	12/19/2021	*	38:39	0-5	.000	0-5	.000	0-0	.000	0	1	1	3.7	2	8	3	0	4	0	11.1
Bucknell	12/22/2021	*	34:48	1-5	.200	0-4	.000	0-0	.000	0	5	5	3.8	0	11	0	0	5	2	10.4
Saint Joseph's	12/30/2021	*	35:52	2-10	.200	0-3	.000	0-0	.000	0	4	4	3.8	4	6	1	0	4	4	9.9
at Saint Louis	01/02/2022	*	38:59	5-12	.417	2-7	.286	0-0	.000	2	2	4	3.8	2	4	2	0	4	12	10.1
Massachusetts	01/05/2022	*	35:12	5-12	.417	1-5	.200	6-6	1.000	1	2	3	3.8	0	10	3	0	4	17	10.5
Davidson	01/14/2022	*	38:11	8-13	.615	5-9	.556	7-9	.778	0	4	4	3.8	1	5	0	0	3	28	11.5
at Fordham	01/18/2022	*	40:00	11-15	.733	6-10	.600	3-3	1.000	2	1	3	3.7	2	2	2	0	3	31	12.6
at La Salle	01/22/2022	*	40:00	2-6	.333	1-5	.200	1-2	.500	0	2	2	3.6	1	7	1	1	2	6	12.3
at Rhode Island	01/25/2022	*	39:15	3-11	.273	0-7	.000	9-9	1.000	0	1	1	3.5	1	6	1	0	3	15	12.4
VCU	01/29/2022	*	40:00	5-16	.313	2-8	.250	2-3	.667	0	3	3	3.5	2	6	0	0	3	14	12.5
at Duquesne	02/01/2022	*	34:44	5-8	.625	4-7	.571	3-3	1.000	0	2	2	3.4	1	3	2	0	4	17	12.7
<b>Totals</b>			<b>22</b>	<b>828:25</b>	<b>.392</b>	<b>50-150</b>	<b>.333</b>	<b>55-65</b>	<b>.846</b>	<b>11</b>	<b>64</b>	<b>75</b>	<b>3.4</b>	<b>30</b>	<b>133</b>	<b>37</b>	<b>1</b>	<b>74</b>	<b>279</b>	<b>12.7</b>

**Player Averages**

Games Played	Minutes/game	Points/game	FG Pct	3FG Pct	FT Pct	Rebounds/game	Assists/game	Turnovers/game	Assist/Turnover ratio	Steals/game	Blocks/game
22	37.7	12.7	39.2	33.3	84.6	3.4	6.0	1.7	3.6	3.4	0.0

GRADUATE STUDENT (2021-22)

**GAME-BY-GAME**

1/28 - One of 15 D-I players named to the watch list for the Naismith National Defensive Player of the Year award ... 1/25 at Rhode Island - 1st half: 0 points, 0 steals; 2nd half: 15 points, 3 steals as UR overcame 15-point deficit ... 9-9 on free throws ... First Spider to go 9-9 or better at FT line since De'Monte Buckingham on Dec. 19, 2017 vs Bucknell (9-9) ... 1/18 at Fordham - Tied a career-high with 31 points ... His most points since scoring 31 vs IUPUI on Nov. 16, 2018 and the most points by any Spider since Grant Golden scored 33 vs Wyoming on Nov. 21, 2018 ... Became first Spider with 28 or more points in consecutive games since ShawnDre' Jones in 2017 (Jan. 28 vs Duquesne, Feb. 1 at VCU) ... 1/14 vs Davidson - Led Richmond with 28 points, his most since scoring 29 vs Dayton in January 2020 ... Broke a tie with Kendall Anthony (270) for the most three-pointers in school history with a three-pointer with 12:52 left in the 1st half ... Passed David Gonzalez and John Schweitz to move to seventh on Richmond's career scoring list ... Also had five assists, three steals, and zero turnovers ... Passed Temple's Pepe Sanchez (689) for the fifth-most assists in Atlantic 10 history ... 1/5 vs UMass - Tied Kendall Anthony's school record with his 270th career three-pointer with 13:16 to play ... Led UR with 17 points and 10 assists for his fifth career double-double ... 12/22 vs Bucknell - Tied a career high with 11 assists ... Added 5 steals to go over 400 career steals (402) ... 12/17 vs NC State - Recorded 10 assists, more than the entire NC State team (8) ... Added 13 points for his fourth career double-double ... Scored eight of Richmond's final nine points to seal the win, including six free throws ... 12/11 vs Toledo - Scored all 13 of his points after halftime as UR overcame a 19-point deficit ... During a pregame ceremony, a banner was raised to the rafters in the Robins Center commemorating his title as the all-time steals leader in Division I ... Made go-ahead three-pointer with 34 seconds remaining ... With UR up two, stripped Toledo's Ryan Rollins with 2.5 seconds remaining for his fourth steal of the game and pointed to his banner hanging above the court ... Recorded his fifth steal of the game moments later, poking the ball away from Toledo's J.T. Shumate to prevent a game-tying three-point attempt as time expired ... 12/5 at Northern Iowa - Became the solo NCAA Division I all-time steals leader when he batted the ball away from UNI's Cole Henry on a pick and roll and recovered it with 2:12 to play for the 386th steal of his career ... Had a group of 15 family and friends in stands who had made four-hour drive from Gilyard's hometown of Kansas City ... 12/1 at Wofford - Tied John Linehan for the most steals in NCAA Division I history with 385 when he intercepted a pass on the baseline with 14:37 to play in the 1st half ... 11/27 vs Mississippi St - Recorded six steals, pulling within one of D-I career record holder John Linehan (385) ... Registered a four-point play with 57 seconds remaining that was the key to UR's 8-0 run to end regulation and force overtime ... 11/25 vs Maryland - Moved into second on the D-I career steals list with 378, passing Providence's Eric Murdock (376) with his second steal of the game at the 3:30 mark of the 1st half ... Jumped from 13th to 11th on UR's career scoring list, passing Peter Woolfolk (1,604) and ShawnDre' Jones (1,608) ... 11/20 at Drake - Recorded a game-high 4 steals, giving him 375 for his career and passing VCU's Briante Weber (374) for the third-most in Division I history ... 11/12 vs Utah St - Passed Pepe Sanchez for the most steals in A-10 history and the fourth-most in Division I history with his 366th career steal with 14:08 remaining in the 1st half ... 11/9 vs NC Central - Tied Pepe Sanchez for the most steals in A-10 history and the fourth-most in Division I with 365 ... Led Richmond in minutes, rebounds, assists, and steals





## #0 JACOB GILYARD (CONTINUED)

- Named Preseason First Team All-Atlantic 10 at league's media day on October 27 ... First Spider to ever earn Preseason First Team All-A-10 honors three times (also in 2019-20) ... Also named Preseason All-Defense Team for a fourth straight season
- Announced he would return for a fifth season on March 28, taking advantage of the NCAA's decision to grant winter sports student-athletes an additional year of eligibility due to COVID-19

### SENIOR (2020-21)

- Named Second Team All-Atlantic 10 and A-10 All-Defense Team and selected Second Team All-District in NABC District 4 (A-10)
- 1 of 10 semifinalists for Naismith National Defensive Player of the Year
- Named a Lefty Driesell Defensive All-American and a finalist for the Lefty Driesell Award, given to the nation's top defender
- Named Virginia State Defensive Player of the Year by Virginia Association of Sports Information Directors (VaSID)
- Led Division I in steals for a second straight season, averaging 3.57 per game (0.7 more than any other player)
- 3.57 steals per game were most by a non-classifying D-I player since 2015-16, when Omaha's Tra-Deon Hollins averaged 4.0
- 82 total steals were fifth-most in a season in program history
- Finished the season with 358 career steals, fifth most in Division I history
- Led team with 5.0 assists per game, fifth in the Atlantic 10
- Became Richmond's career assists leader, finishing the season with 584
- 3.14 assist-to-turnover ratio led A-10 and ranked 12th in Division I ... fifth-highest Ast/TO ratio in a season in program history
- Averaged 12.3 points per game, third on the team

- Led team with 84.2 free throw percentage, third in the A-10 and eighth-highest in a season in program history
- One of three Spiders to start all 23 games
- Played 37.5 minutes per game, third most in the A-10 and 11th most in Division I
- Was 1 of 20 players named to watch list for Bob Cousy Award in the preseason, given to the nation's top point guard
- Finished the season with a career free throw percentage of 80.7, fifth-highest in program history

### JUNIOR (2019-20)

- Named A-10 Defensive Player of the Year, First Team All-Atlantic 10, and A-10 All-Defense Team ... First Spider to win A-10 Defensive Player of the Year since Tony Dobbins in 2004 and first Spider named First Team All-Atlantic 10 since T.J. Cline in 2017
- 1 of 10 semifinalists for Naismith National Defensive Player of the Year
- Also named Second Team All-State by VaSID and Second Team All-District in NABC District 4 (A-10)
- Led Division I with 3.2 steals per game and recorded 99 steals, breaking his own Richmond single-season record
- Became Spiders career steals leader with his 228th career steal vs Saint Louis on January 11th
- Finished 10th in D-I in assist-to-turnover ratio (2.97)
- Averaged 12.7 points per game (tied for third on team) and team-high 5.7 assists per game (third in A-10, 29th in D-I)
- 178 assists were fourth-most in a season in school history ... Ended season with 468 career assists, third most in school history
- Ended season with 190 career three-pointers, eighth most in school history
- Finished season with a career FT percentage of 79.9, eighth best in school history (minimum 200 attempts)
- 1 of two Spiders to start all 31 games ... Played team-high 36.6 minutes per game (second most in A-10 and 31st in D-I)

### SOPHOMORE (2018-19)

- Selected Second Team All-Conference and named to All-Defense Team by Atlantic 10 ... First Spider to make All-Defense Team since Darrius Garrett in 2012 and second Spiders sophomore to ever make First Team or Second Team All-Atlantic 10 (Kevin Anderson - 2009)
- Named Second Team All-District 4 (Atlantic 10) by National Association of Basketball Coaches (NABC) and A-10 Player of the Year by Hoops HD
- Set UR records for assists (290), steals (177), and three-pointers (132) by a player in his first two seasons ... 868 points were fifth-most ever by Spider in his first two seasons
- Scored 17.9 points per game during conference play, best in the A-10 ... Over full season, averaged 16.2 points per game, fifth best in the conference
- Led A-10 and ranked seventh in D-I with 2.84 steals per game ... 88 steals were second most in a season in school history, trailing only his 89 in 2017-18
- Ranked fourth in A-10 in assists per game (5.2) and second in A-10 in assist-to-turnover ratio (2.13) ... 160 assists were fifth most in a season in school history
- Ranked third in A-10 in minutes per game (37.3), the most by a Spider since 2002 (Scott Ungerer - 38.4) ... Played 40 minutes in 12 games
- Made a team-high 74 three-point field goals, third most in the A-10 ... Tied school record with eight three-pointers at Dayton on January 6
- Recorded third-highest FG pct (47.2) among D-I players under six feet (among qualifiers)

### FRESHMAN (2017-18)

- Set Spiders single-season record with 89 steals, breaking mark held by Tony Dobbins (85 in 2003-04) ... Recorded most steals by D-I freshman since Marcus Smart in 2012-13 ... Averaged 2.78 steals per game, sixth most in D-I
- Played team-high 36.5 minutes per game, third most among D-I freshmen and sixth most for any player in the A-10 ... 1,167 minutes played were most by freshman in Spiders history
- Set Spiders record for assists by a freshman, finishing with 130 assists to break the mark held by Ken Atkinson (115) since 1986-87 ... 130 assists were ninth-most in a season in Spiders history ... Averaged 4.1 assists per game, 18th most by D-I freshman, second most by A-10 freshman, and 10th most of any A-10 player
- 2.41 assist-to-turnover ratio ranked fifth among D-I freshmen and third most of any A-10 player (minimum three assists per game)
- Averaged 11.4 points per game, most by a Spiders true freshman since Kendall Anthony in 2011-12 (13.0) ... ranked seventh among A-10 freshmen in scoring ... 366 total points were tied for sixth most by a freshman in Spiders history
- Made 83.6 percent of his free throws (56-67), best on the team and the 10th-best single-season rate in Spiders history (minimum 50 attempts)

### HIGH SCHOOL

- Advanced to state title game in three of his four seasons, winning Barstow's first state title since 1995 as a sophomore in 2015
- Missouri Class 3 All-State selection after sophomore, junior, and senior seasons ... named Missouri Class 3 Player of the Year in 2017
- Averaged 33.2 points and 7.0 assists per game as senior ... won DiRenna Award, given to the top high school basketball player in the Kansas City area
- Set Barstow single-game school scoring record with 50 points vs Washington on Dec. 5, 2016
- Played for Billy Thomas, who appeared in 53 NBA games over three seasons and was a third-team All-Big 12 selection following his senior season at Kansas in 1998

### PERSONAL

- Son of Rodney and Tanya
- Father Rodney graduated from Ottawa University (Kan.) in 1992 as school's career leaders in assists and steals ... inducted into Ottawa's Athletics Hall of Fame in 2015
- Has two older siblings (Chris and Marleigh) and one younger sibling (Roman)
- Has "Roman's Army" tattooed on his wrist in support of his younger brother, who is autistic (story via The Athletic: <https://bit.ly/Gilyardfamily>)
- Born on July 14, 1998





**#2 SOULEYMANE KOUREISSI**  
**F | SR | 6'9" | 215**  
**HARLEM, NY**  
**IONA PREP**

### CAREER HIGHS

Statistic	Value	
Points	10	vs George Washington 02/09/19, vs Coppin St. 12/05/18, vs Toledo 03/17/21
Rebounds	5	vs George Washington 02/09/19
Assists	2	vs Wake Forest 12/01/18, vs Bucknell 12/22/21
Steals	3	vs St. Mary's (MD) 02/14/21
Blocks	2	vs CSUN 11/17/19, vs Boston College 11/30/19
FG Made	5	vs Toledo 03/17/21
FG Attempts	6	vs Coppin St. 12/05/18, vs St. Mary's (MD) 02/14/21, vs Toledo 03/17/21
3FG Made	2	vs Coppin St. 12/05/18
3FG Attempts	5	vs Coppin St. 12/05/18
FT Made	5	vs George Washington 02/09/19, at West Virginia 12/13/20
FT Attempts	8	vs George Washington 02/09/19, at West Virginia 12/13/20

### CAREER STATS

SEASON	TEAM	GP-GS	MIN	AVG	Field Goals		3-Point		F-Throws		Rebounds				Scoring						
					FG-FGA	FG%	3FG-3FGA	3FG%	FT-FTA	FT%	OFF	DEF	TOT	AVG	PF-FO	A	TO	BLK	STL	PTS	AVG
2018-19	UR	26-0	169	6.5	20-39	.513	4-16	.250	15-26	.577	6	20	26	1.0	26-0	5	6	0	4	59	2.3
2019-20	UR	30-2	214	7.1	17-32	.531	2-6	.333	7-12	.583	16	18	34	1.1	55-1	6	18	8	9	43	1.4
2020-21	UR	23-0	227	9.9	22-43	.512	3-9	.333	13-27	.481	7	27	34	1.5	34-1	7	17	9	10	60	2.6
2021-22	UR	12-0	55	4.6	4-12	.333	0-3	.000	5-7	.714	2	3	5	0.4	7-0	4	8	0	1	13	1.1
<b>TOTAL</b>		<b>91-2</b>	<b>664</b>	<b>7.3</b>	<b>63-126</b>	<b>.500</b>	<b>9-34</b>	<b>.265</b>	<b>40-72</b>	<b>.556</b>	<b>31</b>	<b>68</b>	<b>99</b>	<b>1.1</b>	<b>122-2</b>	<b>22</b>	<b>49</b>	<b>17</b>	<b>24</b>	<b>175</b>	<b>1.9</b>

### GAME LOGS

Opponent	Date	GS	MIN	Total		3-Pointers		Free throws		Rebounds				PF	A	TO	BLK	STL	PTS	AVG	
				FG-FGA	PCT	3FG-3FGA	PCT	FT-FTA	PCT	OFF	DEF	TOT	AVG								
N.C. Central	11/09/2021		06:40	0-0	.000	0-0	.000	3-4	.750	0	0	0	0.0	0	0	4	0	0	3	3.0	
vs Utah St.	11/12/2021		05:33	0-2	.000	0-1	.000	0-0	.000	0	0	0	0.0	1	0	0	0	0	1.5		
Georgia St.	11/16/2021		10:43	1-3	.333	0-1	.000	2-3	.667	1	3	4	1.3	4	1	1	0	0	4	2.3	
at Drake	11/20/2021		02:02	0-1	.000	0-0	.000	0-0	.000	0	0	0	0.0	1	0	0	0	0	1.8		
Hofstra	11/22/2021		01:20	0-0	.000	0-0	.000	0-0	.000	0	0	0	0.8	0	0	0	0	0	1.4		
vs Mississippi St.	11/27/2021		01:29	0-0	.000	0-0	.000	0-0	.000	0	0	0	0.7	0	0	0	0	0	1.2		
at Wofford	12/01/2021		05:49	2-2	1.000	0-0	.000	0-0	.000	0	0	0	0.6	1	0	0	0	4	1.6		
at UNI	12/05/2021		03:30	0-1	.000	0-1	.000	0-0	.000	0	0	0	0.5	0	0	1	0	1	1.4		
Toledo	12/11/2021		03:45	0-0	.000	0-0	.000	0-0	.000	0	0	0	0.4	0	0	0	0	0	1.2		
Bucknell	12/22/2021		08:37	1-2	.500	0-0	.000	0-0	.000	1	0	1	0.5	0	2	1	0	2	1.3		
at La Salle	01/22/2022		02:51	0-1	.000	0-0	.000	0-0	.000	0	0	0	0.5	0	1	1	0	0	1.2		
at Duquesne	02/01/2022		02:38	0-0	.000	0-0	.000	0-0	.000	0	0	0	0.4	0	0	0	0	0	1.1		
<b>Totals</b>			<b>0</b>	<b>54:56</b>	<b>4-12</b>	<b>.333</b>	<b>0-3</b>	<b>.000</b>	<b>5-7</b>	<b>.714</b>	<b>2</b>	<b>3</b>	<b>5</b>	<b>0.4</b>	<b>7</b>	<b>4</b>	<b>8</b>	<b>0</b>	<b>1</b>	<b>13</b>	<b>1.1</b>

### Player Averages

Games Played	Minutes/ game	Points/ game	FG Pct	3FG Pct	FT Pct	Rebounds/ game	Assists/ game	Turnovers/ game	Assist/Turnover ratio	Steals/ game	Blocks/ game
12	4.6	1.1	33.3	0.0	71.4	0.4	0.3	0.7	0.5	0.1	0.0

#### JUNIOR (2020-21)

- One of five Spiders to appear in all 23 games
- Averaged 2.6 points, 1.5 rebounds, and 0.4 blocks per game
- Led team with 1.6 blocks per 40 minutes
- Shot 51.2 percent from the field, his third straight season ... Sixth player in school history to shoot 51 percent or better from the field in each of his first three seasons

#### SOPHOMORE (2019-20)

- Averaged 1.4 points and 1.1 rebounds while playing 7.2 minutes per game
- Appeared in 30 games, making his first two career starts vs Boston College and at Hampton while Grant Golden recovered from an ankle injury
- Shot 53.1 percent from the field, second highest on the team among players with at least five field goal attempts

#### FRESHMAN (2018-19)

- Averaged 2.3 points and 1.0 rebounds in 26 games
- Shot 51.3 percent from the field, second best on the team and the best by a Spiders true freshman since 2012-13 (Terry Allen - 55.0 percent)
- Registered two double-digit scoring games, tied for eighth most on the team
- Signed with the Spiders on November 9, 2017 after choosing Richmond from a group of more than a dozen Division I offers, including Minnesota in the Big Ten and Seton Hall in the Big East ... First signee in Richmond's Class of 2018

#### HIGH SCHOOL

- Attended Iona Preparatory School in New Rochelle, N.Y., a member of New York's Catholic High Schools Athletics Association
- Scored a team-high 16.3 points per game while shooting 61 percent from the field as a senior ... Added 8.5 rebounds per game
- Led team to a share of league's regular-season title in 2018
- Named First Team All-Westchester/Putnam County
- Named Second Team All-CHSAA
- Rated as the No. 8 recruit in the state of New York by 247sports.com
- Born on June 27, 1999
- Name is pronounced SAHL-uh-mon ker-ESS-ee





**#3 TYLER BURTON**  
**F | JR | 6'7" | 215**  
**UXBRIDGE, MA**  
**MARIANAPOLIS PREP (CT)**

### CAREER HIGHS

Statistic	Value	
Points	30	at Drake 11/20/21
Rebounds	13	vs UNI 12/09/20, vs Massachusetts 01/05/22, at Rhode Island 01/25/22
Assists	3	4 times
Steals	4	vs Boston College 11/30/19
Blocks	3	vs Saint Francis (PA) 11/08/19
FG Made	11	at Drake 11/20/21
FG Attempts	17	at Drake 11/20/21
3FG Made	5	at UNI 12/05/21
3FG Attempts	9	vs Hofstra 11/22/21, at UNI 12/05/21
FT Made	12	at Saint Louis 01/02/22
FT Attempts	14	at Saint Louis 01/02/22

### CAREER STATS

SEASON	TEAM	GP-GS	MIN	AVG	Field Goals			3-Point		F-Throws		Rebounds					Scoring				
					FG-FGA	FG%	3FG-3FGA	3FG%	FT-FTA	FT%	OFF	DEF	TOT	AVG	PF-FO	A	TO	BLK	STL	PTS	AVG
2019-20	UR	30-1	420	14.0	50-111	.450	10-38	.263	27-36	.750	27	90	117	3.9	56-1	9	29	14	17	137	4.6
2020-21	UR	23-23	712	30.9	97-216	.449	33-91	.363	49-61	.803	33	141	174	7.6	46-2	12	23	13	25	276	12.0
2021-22	UR	22-22	706	32.1	114-248	.460	43-109	.394	85-109	.780	37	125	162	7.4	33-0	24	30	12	24	356	16.2
<b>TOTAL</b>		<b>75-46</b>	<b>1838</b>	<b>24.5</b>	<b>261-575</b>	<b>.454</b>	<b>86-238</b>	<b>.361</b>	<b>161-206</b>	<b>.782</b>	<b>97</b>	<b>356</b>	<b>453</b>	<b>6.0</b>	<b>135-3</b>	<b>45</b>	<b>82</b>	<b>39</b>	<b>66</b>	<b>769</b>	<b>10.3</b>

### GAME LOGS

Opponent	Date	GS	MIN	Total			3-Pointers		Free throws		Rebounds				PF	A	TO	BLK	STL	PTS	AVG
				FG-FGA	PCT	3FG-3FGA	PCT	FT-FTA	PCT	OFF	DEF	TOT	AVG								
N.C. Central	11/09/2021	*	26:58	3-7	.429	1-3	.333	7-7	1.000	2	4	6	6.0	3	0	1	0	0	14	14.0	
vs Utah St.	11/12/2021	*	32:06	4-11	.364	4-6	.667	1-2	.500	3	4	7	6.5	0	0	1	0	13	13.5		
Georgia St.	11/16/2021	*	30:47	6-10	.600	4-5	.800	4-5	.800	0	8	8	7.0	1	1	2	0	3	20	15.7	
at Drake	11/20/2021	*	31:09	11-17	.647	4-6	.667	4-5	.800	3	6	9	7.5	1	1	3	1	1	30	19.3	
Hofstra	11/22/2021	*	32:20	9-16	.563	4-9	.444	0-0	.000	1	6	7	7.4	2	3	2	0	0	22	19.8	
vs Maryland	11/25/2021	*	36:56	4-11	.364	0-2	.000	3-4	.750	1	4	5	7.0	1	0	1	1	2	11	18.3	
vs Mississippi St.	11/27/2021	*	40:10	9-16	.563	0-6	.000	5-6	.833	1	6	7	7.0	1	1	2	2	1	23	19.0	
at Wofford	12/01/2021	*	21:57	3-5	.600	0-2	.000	2-3	.667	0	2	2	6.4	3	0	2	0	0	8	17.6	
at UNI	12/05/2021	*	37:12	10-16	.625	5-9	.556	1-2	.500	0	6	6	6.3	3	2	1	1	3	26	18.6	
Toledo	12/11/2021	*	29:23	4-10	.400	3-7	.429	6-8	.750	1	8	9	6.6	0	0	1	1	0	17	18.4	
vs NC State	12/17/2021	*	28:01	6-11	.545	2-4	.500	2-4	.500	1	7	8	6.7	3	1	1	0	0	16	18.2	
Old Dominion	12/19/2021	*	37:26	8-14	.571	3-7	.429	10-12	.833	3	7	10	7.0	1	0	1	1	1	29	19.1	
Bucknell	12/22/2021	*	30:03	7-11	.636	1-3	.333	0-0	.000	3	4	7	7.0	0	2	1	1	1	15	18.8	
Saint Joseph's	12/30/2021	*	30:23	3-10	.300	1-6	.167	4-4	1.000	2	4	6	6.9	1	0	1	0	1	11	18.2	
at Saint Louis	01/02/2022	*	34:36	5-13	.385	2-4	.500	12-14	.857	3	9	12	7.3	4	1	2	0	1	24	18.6	
Massachusetts	01/05/2022	*	32:43	5-11	.455	1-4	.250	1-1	1.000	2	11	13	7.6	0	2	1	0	3	12	18.2	
Davidson	01/14/2022	*	30:49	2-9	.222	2-4	.500	3-4	.750	2	1	3	7.4	2	0	0	1	2	9	17.6	
at Fordham	01/18/2022	*	35:59	2-8	.250	0-2	.000	3-4	.750	0	5	5	7.2	2	3	4	0	0	7	17.1	
at La Salle	01/22/2022	*	26:52	2-6	.333	2-4	.500	6-7	.857	0	3	3	7.0	2	0	0	0	2	12	16.8	
at Rhode Island	01/25/2022	*	34:57	5-11	.455	1-4	.250	3-4	.750	4	9	13	7.3	2	2	2	0	1	14	16.7	
VCU	01/29/2022	*	33:46	1-12	.083	0-5	.000	3-5	.600	2	2	4	7.1	1	2	1	1	2	5	16.1	
at Duquesne	02/01/2022	*	31:33	5-13	.385	3-7	.429	5-8	.625	3	9	12	7.4	0	3	1	1	0	18	16.2	
<b>Totals</b>			<b>22</b>	<b>706:06</b>	<b>114-248</b>	<b>.460</b>	<b>43-109</b>	<b>.394</b>	<b>85-109</b>	<b>.780</b>	<b>37</b>	<b>125</b>	<b>162</b>	<b>7.4</b>	<b>33</b>	<b>24</b>	<b>30</b>	<b>12</b>	<b>24</b>	<b>356</b>	<b>16.2</b>

### Player Averages

Games Played	Minutes/game	Points/game	FG Pct	3FG Pct	FT Pct	Rebounds/game	Assists/game	Turnovers/game	Assist/Turnover ratio	Steals/game	Blocks/game
22	32.1	16.2	46.0	39.4	78.0	7.4	1.1	1.4	0.8	1.1	0.5

### JUNIOR (2021-2022)

#### GAME-BY-GAME

2/1 at Duquesne - Led Richmond with 18 points and 12 rebounds for his 11th career double-double, fifth of the season ... Halftime buzzer-beater three-pointer snapped streak of 11 straight misses from three-point range over three games ... 1/25 at Rhode Island - Matched a career-high with 13 rebounds, added 14 points for 10th career double-double ... 10 rebounds in 2nd half ... 1/5 vs UMass - Recorded 13 rebounds and 12 points for his ninth career double-double ... 1/2 at Saint Louis - Led UR with 24 points and 12 rebounds, becoming the first Spider to reach those totals in a game since Feb. 4, 2017 (T.J. Cline vs GW) ... Registered eighth career double-double ... Scored 19 points in 2nd half ... 12/20 - Named A-10 Player of the Week after averaging 22.5 points and 9.0 rebounds while shooting 56% from the field in wins vs NC State and ODU ... his second career A-10 POTW award ... 12/19 vs ODU - Led Richmond with 29 points and 10 rebounds for his seventh career double-double ... Fouled on 3-point attempt with 16 seconds remaining, made all 3 free throws to put UR up 65-51 ... 12/17 vs NC State - Scored 12 of 16 points, grabbed 7 of 8 rebounds in 2nd half ... 12/11 vs Toledo - Recorded 15 points, 7 rebounds in 2nd half as UR overcame a 19-point deficit ... 12/5 at Northern Iowa - Scored 26 points, 13 more than any other player in the game ... Added six rebounds, three steals, and a highlight-reel block of a UNI dunk attempt at the rim ... 12/1 at Wofford - Limited to 22 minutes due to foul trouble ... Driving And-1 layup in transition with 44 seconds remaining stretched UR's lead to 7 and sealed the game ... 11/27 vs Maryland - Scored a game-high 23 points and led Richmond with 7 rebounds ... Made two free throws with 9 seconds left in regulation to force overtime ... Named to Bahamas Championship All-Tournament Team following the game after totaling 34 points, 12 rebounds, 3 blocks, and 3 steals in two games ... 11/22 vs Hofstra - Scored a game-high 22 points and tied for the team lead with 7 rebounds ... First Spider to score 20 points in 3 straight games since Jacob Gilyard in 2019 (3 games from Jan. 30 to Feb. 6) ... 11/20 vs Drake - Scored a game and career-high 30 points, the most by any Spider since Grant Golden scored 33 vs Wyoming on Nov. 21, 2018 ... Scored 21 points in the 1st half ... Added a team-high 9 rebounds ... 11/16 vs Georgia St - Scored 14 of his game-high 20 points in the 1st half ... 8 rebounds tied for most on the team

• Named Preseason Second Team All-Atlantic 10 at league's media day on October 27 ... One of three Spiders on the A-10's Preseason All-Conference Teams, along with Jacob Gilyard and Grant Golden ... Richmond tied St. Bonaventure (3) for the most players on the A-10's Preseason All-Conference Teams

• Named one of 15 "players who will become stars during the 2021-22 season" by Jon Rothstein in September

### SOPHOMORE (2020-21)

- Won Chris Daniels Award, given to Atlantic 10's Most Improved Player ... First Spider to ever win the Award
- Scored 12.0 points per game, fifth on the team
- Led Richmond with 7.6 rebounds per game, sixth in the the A-10 ... Ranked third in A-10 with 6.1 defensive rebounds per game
- Registered third-most rebounds per game by a Spider in the last 15 years, trailing only T.J. Cline in 2016-17 and Terry Allen in 2015-16
- One of three players in A-10 to average 12 points and 7.5 rebounds per game (Jordan Goodwin, Marcus Weathers)
- Led Richmond with 6 double-doubles, third most in the A-10 ... Most double-doubles by a Spider in a season since 2016-17 (T.J. Cline - 11)
- Ranked second on team and ninth in A-10 in free throw percentage at 80.3 (49-61)
- Led Richmond with 0.6 blocks per game
- One of three Spiders to start all 23 games ... Played 30.3 minutes per game, third on the team
- Named A-10 Player of the Week on December 14 for his performances vs Wofford, Northern Iowa, and West Virginia



### #3 TYLER BURTON (CONTINUED)

#### FRESHMAN (2019-20)


- Ranked sixth on the team with 4.6 points per game and fourth on the team with 3.9 rebounds per game
- Appeared in 30 games, making one start (at Hampton) and averaging 14.1 minutes per game (seventh on team)
- Recorded a team-high 11.0 rebounds per 40 minutes, most by a Spiders freshman since Darrius Garrett in 2008-09
- Scored in double digits five times, all in a 10-game span from January 18 to February 22 ... Scored a career-high 14 points vs La Salle on January 22
- Finished third on the team with 14 blocks

#### HIGH SCHOOL

- Signed with the Spiders on November 14, 2018 ... Received offers from several other Atlantic 10 schools, including Rhode Island and St. Bonaventure
- Two-time All-State selection at Marianapolis Prep in Thompson, Ct.
- Team captain
- Named Class B Player of the Year by the New England Preparatory School Athletic Council (NEPSAC) following his junior and senior seasons
- Averaged 20 points and 11 rebounds as a junior and 18 points and 11 rebounds as a senior
- Rated as a top-10 Class of 2019 recruit in the state of Connecticut and a top-30 recruit in New England

#### PERSONAL

- Son of Quinton and Lynne
- Father Quinton played basketball at Providence, leading the Friars to the NCAA Tournament in 1989 and 1990 ... He averaged over 11 points per game as a senior ... He was also recruited by Richmond and took two official visits: to Richmond and to Providence
- Born on February 11, 2000





**#4 NATHAN CAYO**  
**F | GR | 6'7" | 225**  
**MONTREAL, QUEBEC**  
**COLLEGE JEAN DE BREBEUF**

**Highest FG Percentage, Spiders History**

Name	FG Pct	Last Yr
1. Steve Kratzer	57.8	1988
2. Vince Cowan	56.3	1980
3. Bob McCurdy	55.8	1975
<b>4. Nathan Cayo</b>	<b>55.3</b>	<b>2022</b>
5. Greg Stevenson	54.3	2001

\* Minimum 400 FG attempts

**Most Career Points, Richmond History**

Name	Points	Games
28. Kenny Foster	1,279	78
29. Cedrick Lindsay	1,276	121
30. Darien Brothers	1,274	132
<b>31. Nathan Cayo</b>	<b>1,238</b>	<b>140</b>

**CAREER HIGHS**

Statistic	Value	
Points	25	vs Saint Joseph's 03/01/21
Rebounds	11	at Duquesne 03/06/20, at Rhode Island 01/05/20, at Saint Louis 01/02/22
Assists	6	vs Georgia St. 11/16/21
Steals	3	vs Fordham 02/20/19, vs La Salle 01/23/21
Blocks	4	vs IUPUI 11/16/18, vs La Salle 02/02/19
FG Made	11	vs Saint Joseph's 03/01/21
FG Attempts	21	vs Saint Joseph's 03/01/21
3FG Made	1	4 times
3FG Attempts	2	at Fordham 01/03/18
FT Made	10	at VCU 02/13/19
FT Attempts	19	at VCU 02/13/19

**CAREER STATS**

SEASON	TEAM	GP-GS	MIN/AVG	Field Goals		3-Point		F-Throws		Rebounds				Scoring						
				FG-FGA	FG%	3FG-3FGA	3FG%	FT-FTA	FT%	OFF	DEF	TOT	AVG	PF-FO	A	TO	BLK	STL	PTS	AVG
2017-18	UR	32-2	405/12.7	29-66	.439	0-10	.000	16-27	.593	20	35	55	1.7	58-0	12	17	12	11	74	2.3
2018-19	UR	33-33	1035/31.4	167-279	.599	2-4	.500	90-156	.577	44	93	137	4.2	81-1	58	51	28	27	426	12.9
2019-20	UR	30-30	771/25.7	100-180	.556	0-0	.000	67-84	.798	39	119	158	5.3	69-1	27	36	15	20	267	8.9
2020-21	UR	23-23	697/30.3	104-203	.512	2-5	.400	70-97	.722	31	71	102	4.4	63-1	31	35	6	19	280	12.2
2021-22	UR	22-22	559/25.4	85-149	.570	0-0	.000	21-49	.429	39	57	96	4.4	46-1	41	22	8	11	191	8.7
<b>TOTAL</b>		<b>140-110</b>	<b>3468/24.8</b>	<b>485-877</b>	<b>.553</b>	<b>4-19</b>	<b>.211</b>	<b>264-413</b>	<b>.639</b>	<b>173</b>	<b>375</b>	<b>548</b>	<b>3.9</b>	<b>317-4</b>	<b>169</b>	<b>161</b>	<b>69</b>	<b>88</b>	<b>1238</b>	<b>8.8</b>

**GAME LOGS**

Opponent	Date	GS	MIN	Total		3-Pointers		Free throws		Rebounds				PF	A	TO	BLK	STL	PTS	AVG	
				FG-FGA	PCT	3FG-3FGA	PCT	FT-FTA	PCT	OFF	DEF	TOT	AVG								
N.C. Central	11/09/2021	*	28:55	4-8	.500	0-0	.000	0-1	.000	1	3	4	4.0	0	2	0	1	1	8	8.0	
vs Utah St.	11/12/2021	*	20:02	1-4	.250	0-0	.000	1-4	.250	0	1	1	2.5	3	2	0	1	0	3	5.5	
Georgia St.	11/16/2021	*	19:06	1-2	.500	0-0	.000	0-0	.000	1	7	8	4.3	3	6	4	0	0	2	4.3	
at Drake	11/20/2021	*	22:58	0-5	.000	0-0	.000	4-6	.667	3	1	4	4.3	3	0	1	1	0	4	4.3	
Hofstra	11/22/2021	*	30:21	9-11	.818	0-0	.000	0-2	.000	0	5	5	4.4	1	5	3	2	0	18	7.0	
vs Maryland	11/25/2021	*	21:59	4-9	.444	0-0	.000	0-0	.000	4	4	8	5.0	4	1	2	0	0	8	7.2	
vs Mississippi St.	11/27/2021	*	33:24	2-4	.500	0-0	.000	1-2	.500	2	2	4	4.9	2	2	1	0	0	5	6.9	
at Wofford	12/01/2021	*	33:27	3-4	.750	0-0	.000	3-5	.600	0	4	4	4.8	3	3	0	0	0	9	7.1	
at UNI	12/05/2021	*	26:03	3-8	.375	0-0	.000	1-2	.500	3	3	6	4.9	3	3	1	0	1	7	7.1	
Toledo	12/11/2021	*	27:43	3-5	.600	0-0	.000	0-1	.000	1	1	2	4.6	2	0	0	0	0	6	7.0	
vs NC State	12/17/2021	*	29:20	7-12	.583	0-0	.000	0-0	.000	2	2	4	4.5	5	4	0	1	1	14	7.6	
Old Dominion	12/19/2021	*	25:45	2-2	1.000	0-0	.000	7-10	.700	1	5	6	4.7	0	1	1	0	0	11	7.9	
Bucknell	12/22/2021	*	14:57	4-7	.571	0-0	.000	1-2	.500	0	1	1	4.4	0	0	3	0	2	9	8.0	
Saint Joseph's	12/30/2021	*	20:32	2-5	.400	0-0	.000	0-0	.000	2	0	2	4.2	1	1	0	1	0	4	7.7	
at Saint Louis	01/02/2022	*	31:59	3-9	.333	0-0	.000	0-0	.000	5	6	11	4.7	1	4	0	0	1	6	7.6	
Massachusetts	01/05/2022	*	27:29	7-9	.778	0-0	.000	0-2	.000	1	1	2	4.5	2	1	2	0	1	14	8.0	
Davidson	01/14/2022	*	22:32	4-5	.800	0-0	.000	0-0	.000	3	1	4	4.5	2	0	0	0	1	8	8.0	
at Fordham	01/18/2022	*	22:09	6-9	.667	0-0	.000	1-5	.200	4	2	6	4.6	1	2	0	1	2	13	8.3	
at La Salle	01/22/2022	*	29:45	9-11	.818	0-0	.000	0-1	.000	1	3	4	4.5	2	1	0	0	1	18	8.8	
at Rhode Island	01/25/2022	*	23:15	2-7	.286	0-0	.000	1-2	.500	0	4	4	4.5	3	2	1	0	0	5	8.6	
VCU	01/29/2022	*	20:30	4-5	.800	0-0	.000	1-3	.333	3	1	4	4.5	3	0	3	0	0	9	8.6	
at Duquesne	02/01/2022	*	26:37	5-8	.625	0-0	.000	0-1	.000	2	0	2	4.4	2	1	0	0	0	10	8.7	
<b>Totals</b>			<b>22</b>	<b>558:47</b>	<b>85-149</b>	<b>.570</b>	<b>0-0</b>	<b>.000</b>	<b>21-49</b>	<b>.429</b>	<b>39</b>	<b>57</b>	<b>96</b>	<b>4.4</b>	<b>46</b>	<b>41</b>	<b>22</b>	<b>8</b>	<b>11</b>	<b>191</b>	<b>8.7</b>

**Player Averages**

Games Played	Minutes/game	Points/game	FG Pct	3FG Pct	FT Pct	Rebounds/game	Assists/game	Turnovers/game	Assist/Turnover ratio	Steals/game	Blocks/game
22	25.4	8.7	57.0	0.0	42.9	4.4	1.9	1.0	1.9	0.5	0.4

**GRADUATE STUDENT**

**GAME-BY-GAME**

1/22 at La Salle - 18 points were tied for most on team ... Shot 9-11 from the field ... 1/14 vs Davidson - Tied game on offensive tip-in with 11 seconds remaining ... 12/19 vs ODU - Only 2 FGs of game came on And-1's in final three minutes ... First gave UR a 2-point lead and second gave UR a 3-point lead with 94 seconds remaining ... 12/17 vs NC State - Scored all 14 of his points in the 1st half ... Also collected his 500th career rebound in the 1st half ... 11/22 vs Hofstra - Scored 18 points, exceeding his total from the first four games of the season combined ... Shot 9-11 from the field ... 1/16/21 vs Georgia St - Recorded a career-high 6 Ast in 19 minutes ... 6 assists tied for most on Spiders, as did 8 rebounds

- Announced he would return for a fifth season on April 2, taking advantage of the NCAA's decision to grant winter sports student-athletes an additional year of eligibility due to COVID-19

**SENIOR (2020-21)**

- Averaged 12.2 points (fourth on team) and 4.4 rebounds (third on team) per game
- Field goal percentage of 51.2 ranked second on team and 11th in Atlantic 10, among qualifiers
- One of three Spiders to start all 23 games
- Became the 50th member of Richmond's 1,000-point club against Saint Joseph's on March 1
- Named MVP of Bluegrass Showcase and Atlantic 10 Co-Player of the Week for his performances vs Morehead State and Kentucky
- Finished the season with a career FG percentage of 54.9, fourth highest in school history (minimum 400 attempts)

**JUNIOR (2019-20)**

- Averaged 8.9 points (fifth on team) and 5.3 rebounds per game (third on team)
- Shot team-high 55.6 percent from the field, eighth best in the A-10
- Made 79.8 percent of free-throw attempts, ninth best in the A-10
- Only player in A-10 to rank in top 10 in conference in FG percentage and FT percentage
- Increased FT percentage by 22.1 percent from 2018-19 (57.7 to 79.8), tied for the sixth-biggest increase in D-I among those with at least 50 free throw attempts in each of the last two seasons
- Finished the season with a career FG percentage of 56.4, second highest in school history (minimum 400 attempts)





## #4 NATHAN CAYO (CONTINUED)

### SOPHOMORE (2018-19)

- Averaged 12.9 points and 4.2 rebounds per game, finishing third on the team in both scoring and rebounding
- Led team with 59.9 field goal percentage, the third-highest in the A-10, 23rd highest in Division I and fourth-highest in a season in school history
- Started all 33 games, one of three Spiders to start every game
- Registered greatest increase in scoring average of any player in A-10 (2.3 in 2017-18 to 12.9 in 2018-19)
- Increased scoring average by 10.6 points per game from his freshman year, the biggest increase by a Spiders sophomore since 1975 (Kevin Eastman)

### FRESHMAN (2017-18)

- Averaged 2.3 points and 1.7 rebounds while playing 12.7 minutes per game, seventh on the team
- Appeared in all 32 games with two starts
- Became third Spider freshman to start when he made his first career start vs George Mason on February 3, making 2017-18 the first season since 2006-07 that three different freshmen started for Richmond

### HIGH SCHOOL

- 1st-team all-league selection as a senior ... led team to 3rd-place finish in provincial championship ... Averaged 19.6 points and 9.3 rebounds per game as a junior
- Performed over 200 hours of community service

### PERSONAL

- Son of Wilner Cayo and Beraca Loyer ... Has an older brother Ben and a younger brother Samuel
- Born on Oct. 27, 1997
- Last name is pronounced KAY-oh





**#5 NICK SHEROD**  
**G | GR | 6'4" | 220**  
**RICHMOND, VA**  
**ST. CHRISTOPHER'S**

**Most Career 3-Pointers, Spiders History**

Name	3-Ptrs	Games
1. Jacob Gilyard	288	139
2. Kendall Anthony	270	134
3. Jonathan Baker	241	114
4. David Gonzalez	237	131
5. Reggie Brown	235	127
<b>T6. Nick Sherod</b>	<b>227</b>	<b>126</b>
T6. ShawnDre' Jones	227	132

**Most Career Points, Richmond History**

Name	Points	Games
23. Dan Geriot	1,389	133
24. Ken Daniel	1,370	114
25. Reggie Brown	1,362	124
<b>26. Nick Sherod</b>	<b>1,350</b>	<b>126</b>

**CAREER HIGHS**

Statistic	Value	
Points	32	vs George Mason 02/03/18
Rebounds	14	at Davidson 01/28/18
Assists	7	vs Wyoming 11/21/18
Steals	4	vs St. Francis Brooklyn 11/14/18, vs George Washington 02/01/20
Blocks	2	at Duquesne 01/24/18
FG Made	10	at Duquesne 01/24/18, vs George Mason 02/03/18
FG Attempts	21	vs George Mason 02/03/18
3FG Made	7	vs CSUN 11/17/19
3FG Attempts	12	vs Saint Francis (PA) 11/08/19
FT Made	10	vs George Mason 02/03/18
FT Attempts	11	vs George Mason 02/03/18

**CAREER STATS**

SEASON	TEAM	GP-GS	MIN	AVG	Field Goals		3-Point		F-Throws		Rebounds				Scoring						
					FG-FGA	FG%	3FG-3FGA	3FG%	FT-FTA	FT%	OFF	DEF	TOT	AVG	PF-FO	A	TO	BLK	STL	PTS	AVG
2016-17	UR	35-18	754	21.5	102-223	.457	39-117	.333	22-26	.846	12	71	83	2.4	58-0	31	16	1	19	265	7.6
2017-18	UR	32-32	1008	31.5	165-343	.481	61-156	.391	65-81	.802	31	128	159	5.0	58-0	45	36	4	31	456	14.3
2018-19	UR	6-6	193	32.2	29-60	.483	9-24	.375	9-14	.643	4	27	31	5.2	7-0	17	13	0	8	76	12.7
2019-20	UR	31-31	916	29.6	142-313	.454	78-178	.438	33-41	.805	21	147	168	5.4	46-0	50	28	3	27	395	12.7
2021-22	UR	22-2	384	17.4	54-166	.325	40-117	.342	10-13	.769	8	38	46	2.1	21-0	10	6	0	9	158	7.2
<b>TOTAL</b>		<b>126-89</b>	<b>3255</b>	<b>25.8</b>	<b>492-1105</b>	<b>.445</b>	<b>227-592</b>	<b>.383</b>	<b>139-175</b>	<b>.794</b>	<b>76</b>	<b>411</b>	<b>487</b>	<b>3.9</b>	<b>190-0</b>	<b>153</b>	<b>99</b>	<b>8</b>	<b>94</b>	<b>1350</b>	<b>10.7</b>

**GAME LOGS**

Opponent	Date	GS	MIN	Total			3-Pointers		Free throws		Rebounds				PF	A	TO	BLK	STL	PTS	AVG
				FG-FGA	PCT	3FG-3FGA	PCT	FT-FTA	PCT	OFF	DEF	TOT	AVG								
N.C. Central	11/09/2021	*	20:18	2-9	.222	2-7	.286	2-2	1.000	2	2	4	4.0	0	0	0	0	1	8	8.0	
vs Utah St.	11/12/2021	*	20:41	1-8	.125	1-5	.200	0-0	.000	0	2	2	3.0	1	3	0	0	0	3	5.5	
Georgia St.	11/16/2021		15:48	5-10	.500	4-7	.571	2-3	.667	0	3	3	3.0	1	1	0	0	1	16	9.0	
at Drake	11/20/2021		22:52	3-7	.429	2-4	.500	1-2	.500	0	1	1	2.5	3	0	2	0	1	9	9.0	
Hofstra	11/22/2021		13:33	2-4	.500	1-3	.333	0-0	.000	0	1	1	2.2	0	1	0	1	0	5	8.2	
vs Maryland	11/25/2021		19:03	5-9	.556	4-6	.667	0-0	.000	0	2	2	2.2	1	0	0	0	0	14	9.2	
vs Mississippi St.	11/27/2021		13:10	0-4	.000	0-3	.000	0-0	.000	0	0	0	1.9	0	0	0	0	0	0	7.9	
at Wofford	12/01/2021		10:51	0-3	.000	0-2	.000	0-0	.000	0	2	2	1.9	0	1	0	0	2	0	6.9	
at UNI	12/05/2021		16:53	1-7	.143	0-5	.000	0-0	.000	1	7	8	2.6	0	0	0	0	0	2	6.3	
Toledo	12/11/2021		19:10	4-10	.400	4-8	.500	2-2	1.000	1	4	5	2.8	1	0	0	0	0	14	7.1	
vs NC State	12/17/2021		19:05	1-6	.167	1-4	.250	0-1	.000	0	2	2	2.7	1	0	0	0	1	3	6.7	
Old Dominion	12/19/2021		16:12	1-6	.167	1-5	.200	0-0	.000	0	2	2	2.7	2	0	0	0	0	3	6.4	
Bucknell	12/22/2021		19:08	5-14	.357	5-11	.455	0-0	.000	0	0	0	2.5	1	0	0	0	1	15	7.1	
Saint Joseph's	12/30/2021		21:09	2-9	.222	2-7	.286	2-2	1.000	2	0	2	2.4	2	0	0	0	0	8	7.1	
at Saint Louis	01/02/2022		10:30	0-2	.000	0-1	.000	0-0	.000	0	1	1	2.3	1	0	0	0	0	0	6.7	
Massachusetts	01/05/2022		17:07	5-9	.556	2-6	.333	0-0	.000	0	2	2	2.3	1	0	0	0	1	12	7.0	
Davidson	01/14/2022		25:03	7-12	.583	5-10	.500	1-1	1.000	0	2	2	2.3	3	0	0	0	0	20	7.8	
at Fordham	01/18/2022		21:52	2-8	.250	0-4	.000	0-0	.000	1	0	1	2.2	1	1	0	0	0	4	7.6	
at La Salle	01/22/2022		10:59	0-3	.000	0-2	.000	0-0	.000	0	1	1	2.2	1	1	1	0	0	0	7.2	
at Rhode Island	01/25/2022		16:21	3-9	.333	2-7	.286	0-0	.000	0	1	1	2.1	0	1	0	0	0	8	7.2	
VCU	01/29/2022		20:50	3-10	.300	2-7	.286	0-0	.000	0	2	2	2.1	0	0	2	0	1	8	7.2	
at Duquesne	02/01/2022		13:14	2-7	.286	2-3	.667	0-0	.000	1	1	2	2.1	1	2	0	0	0	6	7.2	
<b>Totals</b>			<b>2</b>	<b>383:50</b>	<b>54-166</b>	<b>.325</b>	<b>40-117</b>	<b>.342</b>	<b>10-13</b>	<b>.769</b>	<b>8</b>	<b>38</b>	<b>46</b>	<b>2.1</b>	<b>21</b>	<b>10</b>	<b>6</b>	<b>0</b>	<b>9</b>	<b>158</b>	<b>7.2</b>

**Player Averages**

Games Played	Minutes/game	Points/game	FG Pct	3FG Pct	FT Pct	Rebounds/game	Assists/game	Turnovers/game	Assist/Turnover ratio	Steals/game	Blocks/game
22	17.4	7.2	32.5	34.2	76.9	2.1	0.5	0.3	1.7	0.4	0.0

**GRADUATE STUDENT (2021-22)**

**GAME-BY-GAME**

1/14 vs Davidson - Scored 20 points, his most since scoring 23 vs VCU on Feb. 15, 2020 ... 14th career 20-point game ... Most points by UR bench player since Feb. 27, 2019 (Julius Johnson - 21 at George Mason) ... 1/5 vs UMass - Scored all 12 of his points in the 1st half ... 12/22 vs Bucknell - Missed first 6 three-point attempts, made his next five ... Made five three-pointers over five-minute stretch in 2nd half to seal win ... 12/11 vs Toledo - Came off bench to score 14 points (2nd on team) ... Led UR with 11 points in 1st half ... 11/25 vs Maryland - Led Richmond with 11 points in the first half, coming off the bench to shoot 3-3 from three-point range ... 11/16 vs Georgia St - Came off bench for 1st time in last since Jan. 25, 2017 ... Scored 16 points in 15:48, becoming first Spider to score 16 or more points in no more than 16 minutes since Dec. 30, 2011 (Kendall Anthony vs UNCG) ... Most points by any bench player for UR since 12/29/19 (Jake Wojcik - 17 at Alabama)

- Announced he would return to Richmond on April 6, taking advantage of the NCAA's decision to grant winter sports student-athletes an additional year of eligibility due to COVID-19

**GRADUATE STUDENT (2020-21)**

- Missed the season after tearing the ACL in his right knee at practice on October 15 ... Also tore his MCL and meniscus ... Had surgery on November 2

**REDSHIRT JUNIOR (2019-20)**

- Returned from torn ACL to start all 31 games and play 29.5 minutes per game (third on team)
- Averaged 12.7 points (tied for third on team) and 5.4 rebounds per game (second on team)
- Made 43.8 percent of his three-pointers, first in the Atlantic 10 and tied for 10th in Division I
- 43.8 three-point field goal percentage was fourth-highest in a season in school history (minimum 100 attempts)
- Made 78 three-pointers, third in the Atlantic 10 and tied for the sixth most in a season in school history
- Finished the season with 187 career three-pointers, ninth in school history
- Finished the season with a career three-point percentage of 39.4, eighth in school history (minimum 100 attempts)
- Committed 1.2 turnovers per 40 minutes, fifth-fewest of any A-10 player (minimum 500 minutes played)





## #5 NICK SHEROD (CONTINUED)

### JUNIOR (2018-19)

- Missed final 27 games of season after tearing left ACL in first half vs Hampton on November 25
- Injury snapped a streak of 54 straight starts and 73 games played
- Averaged 12.7 points (fourth on team) and 5.2 rebounds (second on team) in six games

### SOPHOMORE (2017-18)

- Averaged 14.3 points (second on team) and 5.0 rebounds (third on team) while starting all 32 games
- Increased scoring average every month, from 9.7 points in November to 12.0 in December to 13.1 in January to 19.2 in February/March
- Led team with 17.6 points per game in A-10 play (12th in conference)
- One of two players to score 17 points per game and shoot 52 percent from the field in A-10 play (Justin Tillman, VCU)
- Made team-high 39.1 percent of his three-point attempts
- Named A-10 Player of the Week on January 29 (first Spiders freshman or sophomore to win award since Kevin Anderson in 2009)

### FRESHMAN (2016-17)

- Averaged 7.6 points (fifth on team) and 2.4 rebounds (fifth on team) per game
- Made 22 of 26 free throws ... lead team in FT pct (.846) and ranked sixth in A-10 among players with at least 25 FTA
- Appeared in 35 games with 18 starts ... made first career start in season-opener vs VMI

### HIGH SCHOOL

- All-Metro Player of the Year in 2015-16
- All-Metro First Team (14-15, 15-16)
- VISAA All-State First Team (14-15, 15-16)
- 2,815 career points on varsity (most in Virginia High School history)
- Led St. Christopher's to school-record 24 wins and regular season title in 15-16
- Averaged 25.6 points per game to lead the region in 15-16
- Also tallied 10.6 RPG, 3.1 APG and 2.4 SPG in 15-16
- Led AAU team (Team Loaded) to 2015 adidas Uprising Summer Championship in Las Vegas

Vegas

### PERSONAL

- Father, E.J., played basketball at Old Dominion and grandfather, Edmund, had a Hall of Fame basketball career at VCU before playing with the New York Knicks
- Interested in studying journalism and sports broadcasting
- Born on Oct. 16, 1997
- Last name is pronounced "sure-ROD"





**#11 MARCUS RANDOLPH**  
**G | FR | 6'5" | 195**  
**WILLINGBORO, NJ**  
**ARCHBISHOP WOOD (PA)**

### CAREER HIGHS

Statistic	Value	
Points	3	vs Hofstra 11/22/21
Assists	1	at Duquesne 02/01/22
FG Made	1	vs Hofstra 11/22/21, vs Bucknell 12/22/21
FG Attempts	2	at Duquesne 02/01/22
3FG Made	1	vs Hofstra 11/22/21
3FG Attempts	1	vs Hofstra 11/22/21, at La Salle 01/22/22

### CAREER STATS

SEASON	TEAM	GP-GS	MIN/AVG	Field Goals		3-Point		F-Throws		Rebounds				Scoring						
				FG-FGA	FG%	3FG-3FGA	3FG%	FT-FTA	FT%	OFF	DEF	TOT	AVG	PF	FO A	TO	BLK	STL	PTS	AVG
2021-22	UR	6-0	23/3.9	2-6	.333	1-2	.500	0-0	.000	0	0	0	0.0	3-0	1	2	0	0	5	0.8
<b>TOTAL</b>		<b>6-0</b>	<b>23/3.9</b>	<b>2-6</b>	<b>.333</b>	<b>1-2</b>	<b>.500</b>	<b>0-0</b>	<b>.000</b>	<b>0</b>	<b>0</b>	<b>0</b>	<b>0.0</b>	<b>3-0</b>	<b>1</b>	<b>2</b>	<b>0</b>	<b>0</b>	<b>5</b>	<b>0.8</b>

### GAME LOGS

Opponent	Date	GS	MIN	Total		3-Pointers		Free throws		Rebounds				PF		A	TO	BLK	STL	PTS	AVG
				FG-FGA	PCT	3FG-3FGA	PCT	FT-FTA	PCT	OFF	DEF	TOT	AVG	PF	A						
Georgia St.	11/16/2021		05:42	0-0	.000	0-0	.000	0-0	.000	0	0	0	0.0	1	0	0	0	0	0	0	0.0
Hofstra	11/22/2021		01:20	1-1	1.000	1-1	1.000	0-0	.000	0	0	0	0.0	0	0	0	0	0	0	3	1.5
Bucknell	12/22/2021		02:06	1-1	1.000	0-0	.000	0-0	.000	0	0	0	0.0	0	0	0	0	0	0	2	1.7
at La Salle	01/22/2022		05:36	0-1	.000	0-1	.000	0-0	.000	0	0	0	0.0	0	0	0	0	0	0	0	1.3
VCU	01/29/2022		02:35	0-1	.000	0-0	.000	0-0	.000	0	0	0	0.0	0	0	1	0	0	0	0	1.0
at Duquesne	02/01/2022		05:58	0-2	.000	0-0	.000	0-0	.000	0	0	0	0.0	2	1	1	0	0	0	0	0.8
<b>Totals</b>			<b>0</b>	<b>23:17</b>	<b>2-6</b>	<b>.333</b>	<b>1-2</b>	<b>.500</b>	<b>0-0</b>	<b>.000</b>	<b>0</b>	<b>0</b>	<b>0</b>	<b>0.0</b>	<b>3</b>	<b>1</b>	<b>2</b>	<b>0</b>	<b>0</b>	<b>5</b>	<b>0.8</b>

### Player Averages

Games Played	Minutes/game	Points/game	FG Pct	3FG Pct	FT Pct	Rebounds/game	Assists/game	Turnovers/game	Assist/Turnover ratio	Steals/game	Blocks/game
6	3.9	0.8	33.3	50.0	0.0	0.0	0.2	0.3	0.5	0.0	0.0

### FRESHMAN (2021-22)

#### GAME-BY-GAME

1/22 at La Salle - Played 5:36, all in the first half ... 12/22 vs Bucknell - Scored on a floater in the lane ... 11/22 vs Hofstra - Played final 80 seconds and scored his first career points on a three-pointer from the corner

### HIGH SCHOOL

- Two-time All-State selection, two-time All-Catholic League selection at Archbishop Wood High School
- 2021 Courier Times Player of the Year ... Averaged 16.6 points, 5.4 rebounds, and 4.7 assists per game
- Led Archbishop Wood to a 19-1 record, Philadelphia Catholic League title, and runner-up finish in Class 6A state tournament in 2021 ... Archbishop Wood was ranked among top 10 teams in the nation by various organizations during the 2020-21 season
- 1 of four D-I basketball players in his class at Archbishop Wood
- Played at Willingboro High School (NJ) his first two high school seasons
- Received more than a dozen D-I offers, including UR's A-10 rival La Salle
- Committed to Richmond in September 2020

### PERSONAL

- Son of Trisha and Marcus Sr.
- Has a younger sister Tristen
- Born on January 12, 2003





**#13 CONNOR CRABTREE**  
**G | R-JR | 6'6" | 200**  
**HILLSBOROUGH, NC**  
**HARGRAVE MILITARY (VA)/TULANE**

REDSHIRT JUNIOR (2021-22)

**GAME-BY-GAME**

2/1 at *Duquesne* - Missed 2nd straight game with illness (non-COVID) ... 12/1 at *Wofford* - Scored all 8 of his points in the 1st half on a pair of three-pointers and a transition layup

REDSHIRT SOPHOMORE (2020-21)

- Appeared in four games, averaging 4.8 points (sixth on team) and 1.8 rebounds in 10.1 minutes per game
- Made five of his seven field goal attempts
- Made his Richmond Spiders debut at West Virginia on December 13 after missing the first four games of the season with a groin injury
- Played a season-high 21 minutes vs Hofstra on December 22, registering eight points and five rebounds
- Missed the remainder of the season after fracturing his right foot in late December

2019-20

- Signed with the Spiders on May 17, 2019 after transferring from Tulane
- Sat out season due to NCAA transfer regulations
- Underwent a pair of hip surgeries

FRESHMAN (2018-19 • TULANE)

- Averaged 7.1 points per game while appearing in 30 games with 15 starts
- Started 15 of Tulane's final 16 games of the season
- Sixth-highest scoring freshman in American Athletic Conference
- Averaged 11.1 points per game while shooting 50 percent from the field (33-66) over the final 10 games of the season
- Led Tulane in 3-pt FG pct (36.7) and FT pct (80.3)
- Tulane's leading scorer in three games, including a career-high 23 points vs East Carolina on February 23

HIGH SCHOOL

- Completed a post-graduate season at Hargrave Military Academy in Chatham, Va. in 2017-18, averaging 21.4 points per game for the Tigers
- Graduated from Orange High School in Hillsborough, N.C. ... Averaged 26 points per game as a senior and earned AP All-State honors

PERSONAL

- Son of Keith and Carol
- Played for Winchester Stars AAU program in Winchester, Va., the same program as current teammate Grant Golden (the two were never teammates)
- Born on July 19, 1998

**CAREER HIGHS**

Statistic	Value	
Points	23	vs East Carolina 02/23/19
Rebounds	6	at East Carolina 01/31/19
Assists	3	6 times
Steals	5	vs Towson 12/21/18
Blocks	2	at Memphis 02/20/19, vs UCF 01/23/19
FG Made	8	vs East Carolina 02/23/19
FG Attempts	13	vs East Carolina 02/23/19
3FG Made	4	vs East Carolina 02/23/19, at Wichita St. 02/09/19
3FG Attempts	6	vs East Carolina 02/23/19, vs Coastal Carolina 11/13/18, vs Alabama A&M 12/22/18
FT Made	6	vs South Fla. 03/06/19
FT Attempts	7	vs South Fla. 03/06/19

**CAREER STATS**

SEASON	TEAM	GP-GS	MIN/AVG	Field Goals		3-Point		F-Throws		Rebounds				Scoring						
				FG-FGA	FG%	3FG-3FGA	3FG%	FT-FTA	FT%	OFF	DEF	TOT	AVG	PF-FO	A	TO	BLK	STL	PTS	AVG
2018-19	Tulane	29-15	614/21.2	63-148	.426	28-78	.359	53-66	.803	13	45	58	2.0	51-2	32	36	6	19	207	7.1
2020-21	UR	4-0	40/10.1	5-7	.714	1-3	.333	8-8	1.000	1	6	7	1.8	2-0	1	3	0	1	19	4.8
2021-22	UR	20-0	194/9.7	21-40	.525	8-23	.348	2-4	.500	4	25	29	1.5	15-0	13	4	1	5	52	2.6
<b>TOTAL FOR UR</b>		<b>24-0</b>	<b>234/9.8</b>	<b>26-47</b>	<b>.553</b>	<b>9-26</b>	<b>.346</b>	<b>10-12</b>	<b>.833</b>	<b>5</b>	<b>31</b>	<b>36</b>	<b>1.5</b>	<b>17-0</b>	<b>14</b>	<b>7</b>	<b>1</b>	<b>6</b>	<b>71</b>	<b>3.0</b>
<b>TOTAL</b>		<b>53-15</b>	<b>848/16.0</b>	<b>89-195</b>	<b>.456</b>	<b>37-104</b>	<b>.356</b>	<b>63-78</b>	<b>.808</b>	<b>18</b>	<b>76</b>	<b>94</b>	<b>1.8</b>	<b>68-2</b>	<b>46</b>	<b>43</b>	<b>7</b>	<b>25</b>	<b>278</b>	<b>5.2</b>

**GAME LOGS**

Opponent	Date	GS	MIN	Total		3-Pointers		Free throws		Rebounds				PF							
				FG-FGA	PCT	3FG-3FGA	PCT	FT-FTA	PCT	OFF	DEF	TOT	AVG	A	TO	BLK	STL	PTS	AVG		
N.C. Central	11/09/2021		13:38	1-1	1.000	0-0	.000	0-0	.000	1	0	1	1.0	0	2	0	0	1	2	2.0	
vs Utah St.	11/12/2021		14:06	3-6	.500	0-3	.000	0-0	.000	1	3	4	2.5	0	1	0	0	1	6	4.0	
Georgia St.	11/16/2021		11:47	2-3	.667	1-2	.500	0-0	.000	0	2	2	2.3	1	1	0	1	0	5	4.3	
at Drake	11/20/2021		12:14	0-1	.000	0-1	.000	0-0	.000	0	1	1	2.0	2	0	0	0	0	0	3.3	
Hofstra	11/22/2021		13:54	1-2	.500	1-2	.500	0-0	.000	0	3	3	2.2	1	3	0	0	0	3	3.2	
vs Maryland	11/25/2021		10:41	1-2	.500	0-0	.000	0-0	.000	0	0	0	1.8	1	0	1	0	1	2	3.0	
vs Mississippi St.	11/27/2021		06:48	0-0	.000	0-0	.000	0-0	.000	0	0	0	1.6	1	0	0	0	0	0	2.6	
at Wofford	12/01/2021		15:26	3-4	.750	2-3	.667	0-0	.000	0	3	3	1.8	0	0	0	0	0	8	3.3	
at UNI	12/05/2021		03:10	0-0	.000	0-0	.000	0-0	.000	0	0	0	1.6	0	0	0	0	0	0	2.9	
Toledo	12/11/2021		18:01	3-6	.500	1-2	.500	1-2	.500	2	3	5	1.9	1	3	0	0	1	8	3.4	
vs NC State	12/17/2021		06:54	0-1	.000	0-1	.000	0-0	.000	0	0	0	1.7	1	0	0	0	0	0	3.1	
Old Dominion	12/19/2021		05:54	0-0	.000	0-0	.000	0-0	.000	0	0	0	1.6	1	0	0	0	0	0	2.8	
Bucknell	12/22/2021		11:09	2-4	.500	1-3	.333	0-0	.000	0	4	4	1.8	1	2	0	0	1	5	3.0	
Saint Joseph's	12/30/2021		11:08	0-4	.000	0-3	.000	0-0	.000	0	3	3	1.9	1	0	0	0	0	0	2.8	
at Saint Louis	01/02/2022		07:17	1-2	.500	0-1	.000	0-0	.000	0	1	1	1.8	0	0	0	0	0	2	2.7	
Massachusetts	01/05/2022		11:21	2-2	1.000	1-1	1.000	0-0	.000	0	0	0	1.7	1	1	0	0	0	5	2.9	
Davidson	01/14/2022		03:25	1-1	1.000	0-0	.000	0-0	.000	0	0	0	1.6	1	0	2	0	0	2	2.8	
at Fordham	01/18/2022		07:33	1-1	1.000	1-1	1.000	0-0	.000	0	0	0	1.5	1	0	1	0	0	3	2.8	
at La Salle	01/22/2022		01:58	0-0	.000	0-0	.000	0-0	.000	0	0	0	1.4	0	0	0	0	0	0	2.7	
at Rhode Island	01/25/2022		07:15	0-0	.000	0-0	.000	1-2	.500	0	2	2	1.5	1	0	0	0	0	1	2.6	
<b>Totals</b>			<b>0</b>	<b>193:39</b>	<b>21-40</b>	<b>.525</b>	<b>8-23</b>	<b>.348</b>	<b>2-4</b>	<b>.500</b>	<b>4</b>	<b>25</b>	<b>29</b>	<b>1.5</b>	<b>15</b>	<b>13</b>	<b>4</b>	<b>1</b>	<b>5</b>	<b>52</b>	<b>2.6</b>

**Player Averages**

Games Played	Minutes/game	Points/game	FG Pct	3FG Pct	FT Pct	Rebounds/game	Assists/game	Turnovers/game	Assist/Turnover ratio	Steals/game	Blocks/game
20	9.7	2.6	52.5	34.8	50.0	1.5	0.7	0.2	3.3	0.3	0.1





**#15 MATT GRACE**  
**F | SR | 6'9" | 230**  
**HAMILTON, ONTARIO**  
**TRC ACADEMY**

**SENIOR (2021-22)**

**GAME-BY-GAME**

1/25 at Rhode Island - Recorded 10 points and a career-best 5 rebounds ... 11/16 vs Georgia St - Scored 14 points (2nd highest of career) with 4 three-pointers (career high) ... 13 minutes where fewest for any Spider who scored 14 or more in the last 10 years

**JUNIOR (2020-21)**

- One of five Spiders to appear in all 23 games ... Made first two career starts in NIT for Grant Golden
- Averaged 3.3 points, 0.8 rebounds, and 0.8 assists per game
- Registered 19 assists compared to just four turnovers ... Ast/TO ratio of 4.75 was highest in a season in Spiders history among players with at least 10 assists
- Shot 14-36 from three-point range ... Led team in three-point shooting (38.9 percent) among those with at least 20 three-point attempts
- Scored 5.9 points per game over the final 10 games of the season, including a career-high 16 in the NIT Quarterfinals vs Mississippi State

**SOPHOMORE (2019-20)**

- Averaged 0.9 points and 1.3 rebounds in 29 games
- Averaged 7.8 minutes per game, ninth most on team
- Second-highest assist-to-turnover ratio on the team, at 1.91

**FRESHMAN (2018-19)**

- Averaged 1.2 points and 1.0 rebound in 31 games ... Played 233 minutes, eighth most on the team
- Led team in assist-to-turnover ratio among those with multiple assists (2.67)
- Signed with the Spiders on May 7

**HIGH SCHOOL**

- Graduated from The RISE Centre Academy in Brantford, Ontario
- Led team to league championship in Ontario Scholastic Basketball Association as a senior
- Averaged 10 points and seven rebounds in three tournament games
- Academic All-League selection as a junior in 2017
- One of four members of TRC Academy's Class of 2018 to sign with a Division I basketball program

**PERSONAL**

- Born on Feb. 5, 1999

**CAREER HIGHS**

Statistic	Value	
Points	16	vs Mississippi St. 03/25/21
Rebounds	5	at Rhode Island 01/25/22
Assists	4	vs Coppin St. 12/05/18
Steals	2	5 times
Blocks	2	4 times
FG Made	6	vs Mississippi St. 03/25/21
FG Attempts	9	vs Saint Joseph's 12/30/21
3FG Made	4	vs Georgia St. 11/16/21
3FG Attempts	6	vs Saint Joseph's 12/30/21, at Rhode Island 01/25/22
FT Made	3	vs Massachusetts 02/23/21
FT Attempts	4	vs Massachusetts 02/23/21

**CAREER STATS**

SEASON	TEAM	GP-GS	MIN	Field Goals		3-Point		F-Throws		Rebounds				Scoring						
				FG-FGA	FG%	3FG-3FGA	3FG%	FT-FTA	FT%	OFF	DEF	TOT	AVG	PF-FO	A	TO	BLK	STL	PTS	AVG
2018-19	UR	31-0	232/7.5	16-34	.471	6-17	.353	0-3	.000	9	23	32	1.0	29-0	16	6	6	4	38	1.2
2019-20	UR	29-0	227/7.8	10-32	.313	3-14	.214	4-7	.571	12	26	38	1.3	37-0	21	11	1	5	27	0.9
2020-21	UR	23-2	264/11.5	25-49	.510	14-36	.389	11-14	.786	6	13	19	0.8	39-1	19	4	5	3	75	3.3
2021-22	UR	22-0	298/13.6	28-74	.378	15-51	.294	11-14	.786	14	27	41	1.9	29-0	25	9	12	12	82	3.7
<b>TOTAL</b>		<b>105-2</b>	<b>1022/9.7</b>	<b>79-189</b>	<b>.418</b>	<b>38-118</b>	<b>.322</b>	<b>26-38</b>	<b>.684</b>	<b>41</b>	<b>89</b>	<b>130</b>	<b>1.2</b>	<b>134-1</b>	<b>81</b>	<b>30</b>	<b>24</b>	<b>24</b>	<b>222</b>	<b>2.1</b>

**GAME LOGS**

Opponent	Date	GS	MIN	Total		3-Pointers		Free throws		Rebounds				PF	A	TO	BLK	STL	PTS	AVG
				FG-FGA	PCT	3FG-3FGA	PCT	FT-FTA	PCT	OFF	DEF	TOT	AVG							
N.C. Central	11/09/2021		14:42	1-4	.250	0-2	.000	0-0	.000	1	2	3	3.0	3	1	2	2	1	2	2.0
vs Utah St.	11/12/2021		13:43	2-3	.667	2-3	.667	1-2	.500	1	2	3	3.0	1	1	0	0	0	7	4.5
Georgia St.	11/16/2021		13:03	5-6	.833	4-5	.800	0-0	.000	0	2	2	2.7	0	2	0	1	0	14	7.7
at Drake	11/20/2021		13:30	1-1	1.000	0-0	.000	0-0	.000	0	0	0	2.0	2	2	1	0	2	2	6.3
Hofstra	11/22/2021		08:47	0-1	.000	0-0	.000	0-0	.000	1	1	2	2.0	2	1	0	0	0	0	5.0
vs Maryland	11/25/2021		15:11	2-6	.333	0-4	.000	0-0	.000	0	2	2	2.0	3	2	1	0	0	4	4.8
vs Mississippi St.	11/27/2021		14:24	0-1	.000	0-1	.000	0-0	.000	0	0	0	1.7	4	1	0	0	0	0	4.1
at Wofford	12/01/2021		12:41	1-2	.500	1-2	.500	0-0	.000	0	1	1	1.6	1	1	0	0	0	3	4.0
at UNI	12/05/2021		09:44	1-2	.500	0-1	.000	0-0	.000	0	1	1	1.6	0	0	2	0	1	2	3.8
Toledo	12/11/2021		14:22	1-3	.333	1-2	.500	1-2	.500	0	0	0	1.4	0	2	1	0	1	4	3.8
vs NC State	12/17/2021		10:13	2-2	1.000	1-1	1.000	0-0	.000	1	1	2	1.5	0	1	0	2	1	5	3.9
Old Dominion	12/19/2021		12:14	0-4	.000	0-4	.000	2-2	1.000	1	1	2	1.5	1	0	0	0	0	2	3.8
Bucknell	12/22/2021		10:21	1-3	.333	0-1	.000	2-2	1.000	0	2	2	1.5	1	0	0	1	1	4	3.8
Saint Joseph's	12/30/2021		13:36	2-9	.222	1-6	.167	0-0	.000	1	2	3	1.6	0	0	0	2	0	5	3.9
at Saint Louis	01/02/2022		10:50	2-6	.333	1-4	.250	1-2	.500	0	1	1	1.6	3	1	0	0	0	6	4.0
Massachusetts	01/05/2022		12:41	1-3	.333	1-3	.333	0-0	.000	0	2	2	1.6	1	1	0	0	0	3	3.9
Davidson	01/14/2022		11:55	0-3	.000	0-2	.000	0-0	.000	0	0	0	1.5	0	0	0	0	0	0	3.7
at Fordham	01/18/2022		19:49	1-3	.333	1-2	.500	0-0	.000	0	0	0	1.4	1	3	1	1	2	3	3.7
at La Salle	01/22/2022		16:45	1-3	.333	0-1	.000	0-0	.000	1	3	4	1.6	2	0	0	0	0	2	3.6
at Rhode Island	01/25/2022		21:12	3-7	.429	2-6	.333	2-2	1.000	4	1	5	1.8	3	2	0	1	0	10	3.9
VCU	01/29/2022		09:57	0-1	.000	0-1	.000	2-2	1.000	3	0	3	1.8	1	1	0	1	2	2	3.8
at Duquesne	02/01/2022		18:26	1-1	1.000	0-0	.000	0-0	.000	0	3	3	1.9	0	3	1	1	1	2	3.7
<b>Totals</b>			<b>0 298:08</b>	<b>28-74</b>	<b>.378</b>	<b>15-51</b>	<b>.294</b>	<b>11-14</b>	<b>.786</b>	<b>14</b>	<b>27</b>	<b>41</b>	<b>1.9</b>	<b>29</b>	<b>25</b>	<b>9</b>	<b>12</b>	<b>12</b>	<b>82</b>	<b>3.7</b>

**Player Averages**

Games Played	Minutes/game	Points/game	FG Pct	3FG Pct	FT Pct	Rebounds/game	Assists/game	Turnovers/game	Assist/Turnover ratio	Steals/game	Blocks/game
22	13.6	3.7	37.8	29.4	78.6	1.9	1.1	0.4	2.8	0.5	0.5





**#21 ISAAH WILSON**  
**G | SO | 6'0" | 165**  
**PITTSBURGH, PA**  
**FIRST LOVE ACADEMY**

**CAREER HIGHS**

Statistic	Value	
Points	10	vs St. Mary's (MD) 02/14/21, vs Georgia St. 11/16/21
Rebounds	6	at Drake 11/20/21
Assists	2	7 times
Steals	3	4 times
Blocks	1	at Duquesne 02/01/22
FG Made	4	vs Georgia St. 11/16/21
FG Attempts	7	vs Maryland 11/25/21, at Saint Louis 01/02/22
3FG Made	2	vs St. Mary's (MD) 02/14/21, vs Duquesne 03/04/21, vs NC State 12/17/21
3FG Attempts	3	vs St. Mary's (MD) 02/14/21, vs N.C. Central 11/09/21, vs Hofstra 11/22/21
FT Made	4	vs St. Mary's (MD) 02/14/21
FT Attempts	6	vs St. Mary's (MD) 02/14/21, vs Maryland 11/25/21

**CAREER STATS**

SEASON	TEAM	GP-GS	MIN/AVG	Field Goals		3-Point		F-Throws		Rebounds				Scoring						
				FG-FGA	FG%	3FG-3FGA	3FG%	FT-FTA	FT%	OFF	DEF	TOT	AVG	PF-FO	A	TO	BLK	STL	PTS	AVG
2020-21	UR	20-2	156/7.8	10-25	.400	5-11	.455	10-19	.526	6	13	19	1.0	24-0	8	11	0	8	35	1.8
2021-22	UR	22-15	432/19.7	24-69	.348	8-29	.276	18-29	.621	7	29	36	1.6	51-1	20	27	1	19	74	3.4
<b>TOTAL</b>		<b>42-17</b>	<b>588/14.0</b>	<b>34-94</b>	<b>.362</b>	<b>13-40</b>	<b>.325</b>	<b>28-48</b>	<b>.583</b>	<b>13</b>	<b>42</b>	<b>55</b>	<b>1.3</b>	<b>75-1</b>	<b>28</b>	<b>38</b>	<b>1</b>	<b>27</b>	<b>109</b>	<b>2.6</b>

**GAME LOGS**

Opponent	Date	GS	MIN	Total		3-Pointers		Free throws		Rebounds				PF	A	TO	BLK	STL	PTS	AVG	
				FG-FGA	PCT	3FG-3FGA	PCT	FT-FTA	PCT	OFF	DEF	TOT	AVG								
N.C. Central	11/09/2021		17:42	0-4	.000	0-3	.000	0-0	.000	1	1	2	2.0	2	2	1	0	1	0	0.0	
vs Utah St.	11/12/2021		18:30	0-1	.000	0-0	.000	0-0	.000	0	0	0	1.0	5	1	3	0	2	0	0.0	
Georgia St.	11/16/2021	*	24:06	4-5	.800	1-2	.500	1-2	.500	0	0	0	0.7	4	1	2	0	3	10	3.3	
at Drake	11/20/2021	*	30:05	1-6	.167	0-2	.000	0-2	.000	1	5	6	2.0	3	1	1	0	1	2	3.0	
Hofstra	11/22/2021	*	22:11	0-5	.000	0-3	.000	0-0	.000	0	1	1	1.8	2	1	2	0	3	0	2.4	
vs Maryland	11/25/2021	*	27:29	3-7	.429	0-1	.000	3-6	.500	0	2	2	1.8	3	2	0	0	0	9	3.5	
vs Mississippi St.	11/27/2021	*	21:43	1-1	1.000	1-1	1.000	0-0	.000	0	1	1	1.7	2	0	1	0	0	3	3.4	
at Wofford	12/01/2021	*	24:42	1-1	1.000	1-1	1.000	2-3	.667	0	3	3	1.9	2	1	2	0	0	5	3.6	
at UNI	12/05/2021	*	30:09	3-5	.600	1-1	1.000	0-0	.000	0	1	1	1.8	1	0	1	0	0	7	4.0	
Toledo	12/11/2021	*	24:12	0-6	.000	0-2	.000	3-4	.750	2	2	4	2.0	2	2	1	0	1	3	3.9	
vs NC State	12/17/2021	*	27:06	3-3	1.000	2-2	1.000	1-2	.500	0	2	2	2.0	3	1	2	0	0	9	4.4	
Old Dominion	12/19/2021	*	18:43	1-1	1.000	1-1	1.000	2-2	1.000	0	1	1	1.9	4	0	1	0	0	5	4.4	
Bucknell	12/22/2021	*	19:36	0-2	.000	0-2	.000	0-0	.000	1	1	2	1.9	1	1	0	0	0	0	4.1	
Saint Joseph's	12/30/2021	*	19:49	2-5	.400	0-1	.000	1-2	.500	0	1	1	1.9	4	0	0	0	3	5	4.1	
at Saint Louis	01/02/2022	*	30:19	2-7	.286	0-1	.000	1-2	.500	0	2	2	1.9	1	2	3	0	1	5	4.2	
Massachusetts	01/05/2022	*	18:29	1-2	.500	0-0	.000	2-2	1.000	2	0	2	1.9	1	2	2	0	0	4	4.2	
Davidson	01/14/2022	*	10:52	0-1	.000	0-1	.000	0-0	.000	0	0	0	1.8	3	1	0	0	0	0	3.9	
at Fordham	01/18/2022		03:07	0-1	.000	0-1	.000	0-0	.000	0	0	0	1.7	1	1	1	0	0	0	3.7	
at La Salle	01/22/2022		05:09	0-2	.000	0-2	.000	0-0	.000	0	1	1	1.6	2	0	0	0	0	0	3.5	
at Rhode Island	01/25/2022		10:04	0-1	.000	0-0	.000	0-0	.000	0	3	3	1.7	0	0	2	0	1	0	3.4	
VCU	01/29/2022		10:32	0-0	.000	0-0	.000	2-2	1.000	0	0	0	1.6	2	0	1	0	1	2	3.3	
at Duquesne	02/01/2022		17:47	2-3	.667	1-2	.500	0-0	.000	0	2	2	1.6	2	1	1	1	2	5	3.4	
<b>Totals</b>			<b>15</b>	<b>432:21</b>	<b>24-69</b>	<b>.348</b>	<b>8-29</b>	<b>.276</b>	<b>18-29</b>	<b>.621</b>	<b>7</b>	<b>29</b>	<b>36</b>	<b>1.6</b>	<b>51</b>	<b>20</b>	<b>27</b>	<b>1</b>	<b>19</b>	<b>74</b>	<b>3.4</b>

**Player Averages**

Games Played	Minutes/game	Points/game	FG Pct	3FG Pct	FT Pct	Rebounds/game	Assists/game	Turnovers/game	Assist/Turnover ratio	Steals/game	Blocks/game
22	19.7	3.4	34.8	27.6	62.1	1.6	0.9	1.2	0.7	0.9	0.0

**SOPHOMORE (2021-22)**

**GAME-BY-GAME**

2/1 at Duquesne - Made a corner three and a layup and forced 2 steals while playing in front of a hometown crowd including 30+ friends and family ... 12/22 vs Bucknell - Held Bucknell's Andrew Funk, averaging 18.3 points entering game, to six points on 3-11 shooting ... 12/17 vs NC State - Stretched UR's lead from 1 to 7 with a three-point to end the 1st half and one to open the 2nd half ... 12/11 vs Toledo - Hounded Toledo's Ryan Rollins, who entered game averaging 20.9 points per game, to 5 points and 2-12 shooting ... 12/5 at Northern Iowa - Primary man-to-man defender responsible for holding UNI's A.J. Green, who was coming off consecutive 30-point games, to 6 points on 2-12 shooting ... 11/16 vs Georgia St - Made third career start and first of season ... Tied a career high with 10 points and 3 steals

**FRESHMAN (2020-21)**

- Appeared in 20 games, making his first two career starts for Blake Francis in the NIT
- Averaged 1.8 points, 1.0 rebounds, and 0.4 steals per game
- Shot 5-11 from three-point range, including 2-2 vs Duquesne in the Atlantic 10 Tournament
- Scored 3.4 points per game, shot 52.9 percent from the field in his final nine games of the season, compared to 0.4 points per game in his first 11 games

**HIGH SCHOOL**

- Played his final two seasons as First Love Christian Academy in Washington, Pa., leading team to 2020 National Christian School Athletic Association (NCSAA) national championship semifinals
- No. 5 recruit in Pennsylvania's Class of 2020 by 247Sports.com
- No. 35 point guard recruit in Class of 2020 by 247Sports.com
- Started high school career at North Catholic in Pittsburgh, helping team to Western Pennsylvania Interscholastic Athletic League (WPIAL) titles in 2016 and 2017
- Recruited by several other A-10 schools, including Rhode Island, Massachusetts, and La Salle
- Committed to Richmond in September 2019 as the first member of the Spiders 2020 recruiting class

**PERSONAL**

- Born on October 22, 2000





**#22 ANDRE GUSTAVSON**  
**G | SR | 6'5" | 205**  
**HELSINKI, FINLAND**  
**HELSINKI BASKETBALL ACADEMY**

**SENIOR (2021-22)**

**GAME-BY-GAME**

2/1 at Duquesne - Matched a career high with 3 three-pointers for 9 points ... 1/29 vs VCU - Registered a career-high 9 rebounds ... 1/22 at La Salle - Matched a career high with five steals ... 1/18 at Fordham - Made first start of season ... Led UR and tied career high with 7 rebounds ... 1/5 vs UMass - Scored a season-high 6 points on a pair of corner three-pointers in the 1st half ... 12/11 vs Toledo - Made his season debut, playing 2:31 in the first half

• Missed first 9 games of season after having groin/hip surgery in offseason

**JUNIOR (2020-21)**

• Averaged 4.4 points, 2.2 rebounds, and 0.4 steals in 18 games

• Missed the season opener vs Morehead State due to illness and missed Richmond's first four conference games with a groin injury

• Ranked sixth on the team with 17.1 minutes per game

• Made one start, replacing Blake Francis in the starting lineup vs Duquesne in the Atlantic 10 Tournament

• Shot a career best 50.9 percent on field goal attempts, including 65.6 percent on two-point field goal attempts

**SOPHOMORE (2019-20)**

• Averaged 4.4 points (seventh on team) and 2.7 rebounds (sixth on team) in 31 games

• Started six games during Blake Francis's recovery from a chest injury in January-February

• Averaged 19.4 minutes per game, sixth-most on the team

• 23 steals ranked fourth on team

**FRESHMAN (2018-19)**

• Averaged 4.8 points, sixth on the team, and 2.3 rebounds in 31 games

• Started 19 games, including final 18 of season after being re-inserted into starting lineup at George Washington on January 12

• Ranked 2nd on team with 1.9 steals/40 minutes ... Emerged as team's top perimeter defender in 2nd half of season, frequently guarding opponent's top offensive player

• Following the season, competed for Finland at 2019 World University Games, averaging 9.8 points per game

• Signed with the Spiders on April 26, 2018

**HIGH SCHOOL**

• Graduated from the Helsinki Basketball Academy in Helsinki, Finland

• Scored 11.4 points per game and shot 54 percent from the field in his final season while leading HBA to the regular-season title in the Finnish 1st Division

• Competed for Finland in 2018 FIBA U20 European Championships, averaging 10.0 points, 3.6 rebounds, and 2.7 assists

• Competed for Finland in 2017 FIBA U18 European Championships, averaging 12.7 points over seven games

• Scored 27 points in group stage game vs Greece, tied for the fourth-most points in a game by any player at the tournament

• Attended same school as current Chicago Bulls star Lauri Markkanen

• One of his coaches at HBA was Finnish basketball legend Hanno Möttölä ... Möttölä, who starred at Utah, was the first Finnish player in NBA history, appearing in 155 games with the Atlanta Hawks from 2000-02

**PERSONAL**

• Last name is pronounced "GOOS-tahv-son"

• Born on May 7, 1999

**CAREER HIGHS**

Statistic	Value	
Points	13	vs Fordham 02/20/19
Rebounds	9	vs VCU 01/29/22
Assists	10	at Georgetown 11/28/18
Steals	5	vs Coppin St. 12/05/18, at La Salle 01/22/22
Blocks	2	vs South Alabama 12/08/19
FG Made	6	vs Coppin St. 12/05/18
FG Attempts	10	vs Fordham 02/20/19, vs Fordham 03/13/19, vs South Alabama 12/08/19
3FG Made	3	vs Davidson 03/09/19, vs Fordham 02/20/19, at Duquesne 02/01/22
3FG Attempts	8	vs Fordham 02/20/19
FT Made	7	at Fordham 01/18/22
FT Attempts	8	at Fordham 01/18/22

**CAREER STATS**

SEASON	TEAM	GP-GS	MIN/AVG	Field Goals		3-Point		F-Throws		Rebounds				Scoring						
				FG-FGA	FG%	3FG-3FGA	3FG%	FT-FTA	FT%	OFF	DEF	TOT	AVG	PF-FO	A	TO	BLK	STL	PTS	AVG
2018-19	UR	31-19	682/22.0	57-121	.471	16-47	.340	20-32	.625	24	47	71	2.3	76-1	46	26	10	33	150	4.8
2019-20	UR	31-6	600/19.3	50-111	.450	6-37	.162	30-39	.769	22	62	84	2.7	55-1	23	22	7	23	136	4.4
2020-21	UR	18-1	308/17.1	29-57	.509	8-25	.320	13-18	.722	12	27	39	2.2	25-0	13	13	6	8	79	4.4
2021-22	UR	13-5	217/16.7	17-38	.447	5-12	.417	12-14	.857	6	26	32	2.5	17-0	7	11	3	13	51	3.9
<b>TOTAL</b>		<b>93-31</b>	<b>1807/19.4</b>	<b>153-327</b>	<b>.468</b>	<b>35-121</b>	<b>.289</b>	<b>75-103</b>	<b>.728</b>	<b>64</b>	<b>162</b>	<b>226</b>	<b>2.4</b>	<b>173-2</b>	<b>89</b>	<b>72</b>	<b>26</b>	<b>77</b>	<b>416</b>	<b>4.5</b>

**GAME LOGS**

Opponent	Date	GS	MIN	Total		3-Pointers		Free throws		Rebounds				PF	A	TO	BLK	STL	PTS	AVG
				FG-FGA	PCT	3FG-3FGA	PCT	FT-FTA	PCT	OFF	DEF	TOT	AVG							
Toledo	12/11/2021		02:31	0-0	.000	0-0	.000	0-0	.000	0	0	0	0.0	0	0	0	0	0	0	0.0
vs NC State	12/17/2021		06:54	0-1	.000	0-0	.000	2-2	1.000	0	0	0	0.0	1	0	1	0	0	2	1.0
Old Dominion	12/19/2021		02:23	0-1	.000	0-1	.000	0-0	.000	0	0	0	0.0	1	0	0	0	0	0	0.7
Bucknell	12/22/2021		09:01	1-1	1.000	0-0	.000	0-0	.000	0	2	2	0.5	1	1	0	0	0	2	1.0
Saint Joseph's	12/30/2021		08:54	1-1	1.000	0-0	.000	0-0	.000	0	2	2	0.8	0	0	1	0	0	2	1.2
at Saint Louis	01/02/2022		02:29	0-0	.000	0-0	.000	0-0	.000	0	1	1	0.8	0	0	0	0	0	0	1.0
Massachusetts	01/05/2022		14:36	2-3	.667	2-2	1.000	0-0	.000	0	2	2	1.0	0	1	1	0	2	6	1.7
Davidson	01/14/2022		29:28	2-4	.500	0-2	.000	1-2	.500	0	1	1	1.0	3	1	0	1	2	5	2.1
at Fordham	01/18/2022	*	29:20	2-2	1.000	0-0	.000	7-8	.875	1	6	7	1.7	2	1	2	1	2	11	3.1
at La Salle	01/22/2022	*	32:53	3-5	.600	0-1	.000	2-2	1.000	0	5	5	2.0	2	1	3	1	5	8	3.6
at Rhode Island	01/25/2022	*	21:43	1-6	.167	0-1	.000	0-0	.000	2	1	3	2.1	3	1	0	0	1	2	3.5
VCU	01/29/2022	*	29:26	2-8	.250	0-1	.000	0-0	.000	3	6	9	2.7	3	0	2	0	1	4	3.5
at Duquesne	02/01/2022	*	27:29	3-6	.500	3-4	.750	0-0	.000	0	0	0	2.5	1	1	1	0	0	9	3.9
<b>Totals</b>			<b>5 217:07</b>	<b>17-38</b>	<b>.447</b>	<b>5-12</b>	<b>.417</b>	<b>12-14</b>	<b>.857</b>	<b>6</b>	<b>26</b>	<b>32</b>	<b>2.5</b>	<b>17</b>	<b>7</b>	<b>11</b>	<b>3</b>	<b>13</b>	<b>51</b>	<b>3.9</b>

**Player Averages**

Games Played	Minutes/game	Points/game	FG Pct	3FG Pct	FT Pct	Rebounds/game	Assists/game	Turnovers/game	Assist/Turnover ratio	Steals/game	Blocks/game
13	16.7	3.9	44.7	41.7	85.7	2.5	0.5	0.8	0.6	1.0	0.2





**#24 DJI BAILEY**  
**G | SO | 6'5" | 180**  
**WILSON, NC**  
**GREENFIELD SCHOOL**

### CAREER HIGHS

Statistic	Value	
Points	10	vs Mississippi St. 11/27/21
Rebounds	5	vs St. Mary's (MD) 02/14/21
Assists	2	vs Hofstra 11/22/21
Steals	2	vs Toledo 03/17/21, vs Utah St. 11/12/21
Blocks	1	vs Old Dominion 12/19/21
FG Made	4	vs St. Mary's (MD) 02/14/21, vs Mississippi St. 11/27/21
FG Attempts	6	vs St. Mary's (MD) 02/14/21, vs Mississippi St. 11/27/21
3FG Attempts	2	vs St. Mary's (MD) 02/14/21, vs N.C. Central 11/09/21
FT Made	2	vs Old Dominion 12/19/21, vs Mississippi St. 11/27/21
FT Attempts	3	vs Mississippi St. 11/27/21

### CAREER STATS

SEASON	TEAM	GP-GS	MIN/AVG	Field Goals		3-Point		F-Throws		Rebounds				Scoring						
				FG-FGA	FG%	3FG-3FGA	3FG%	FT-FTA	FT%	OFF	DEF	TOT	AVG	PF	FO	A	TO	BLK	STL	PTS
2020-21	UR	9-0	68/7.6	7-12	.583	0-4	.000	2-4	.500	2	10	12	1.3	8-0	1	5	0	5	16	1.8
2021-22	UR	14-0	117/8.4	12-20	.600	0-5	.000	6-10	.600	4	7	11	0.8	11-0	4	6	1	5	30	2.1
<b>TOTAL</b>		<b>23-0</b>	<b>185/8.1</b>	<b>19-32</b>	<b>.594</b>	<b>0-9</b>	<b>.000</b>	<b>8-14</b>	<b>.571</b>	<b>6</b>	<b>17</b>	<b>23</b>	<b>1.0</b>	<b>19-0</b>	<b>5</b>	<b>11</b>	<b>1</b>	<b>10</b>	<b>46</b>	<b>2.0</b>

### GAME LOGS

Opponent	Date	GS	MIN	Total		3-Pointers		Free throws		Rebounds				PF			STL		PTS		AVG
				FG-FGA	PCT	3FG-3FGA	PCT	FT-FTA	PCT	OFF	DEF	TOT	AVG	PF	A	TO	BLK	STL	PTS	AVG	
N.C. Central	11/09/2021		03:22	0-2	.000	0-2	.000	0-0	.000	0	0	0	0.0	0	0	0	0	1	0	0.0	
vs Utah St.	11/12/2021		05:58	1-1	1.000	0-0	.000	0-0	.000	2	0	2	1.0	2	1	0	0	2	2	1.0	
Georgia St.	11/16/2021		15:42	3-3	1.000	0-0	.000	0-1	.000	0	0	0	0.7	1	0	0	0	0	6	2.7	
Hofstra	11/22/2021		06:10	0-0	.000	0-0	.000	0-0	.000	1	1	2	1.0	0	2	0	0	0	0	2.0	
vs Maryland	11/25/2021		02:49	0-0	.000	0-0	.000	0-0	.000	0	0	0	0.8	0	0	0	0	0	0	1.6	
vs Mississippi St.	11/27/2021		19:18	4-6	.667	0-1	.000	2-3	.667	0	0	0	0.7	2	0	2	0	0	10	3.0	
at Wofford	12/01/2021		10:13	1-1	1.000	0-0	.000	0-0	.000	1	0	1	0.7	0	0	1	0	1	2	2.9	
at UNI	12/05/2021		08:46	0-1	.000	0-1	.000	0-0	.000	0	1	1	0.8	0	0	0	0	0	0	2.5	
vs NC State	12/17/2021		01:50	1-1	1.000	0-0	.000	0-0	.000	0	0	0	0.7	2	0	0	0	0	2	2.4	
Old Dominion	12/19/2021		15:14	0-1	.000	0-0	.000	2-2	1.000	0	3	3	0.9	0	1	0	1	0	2	2.4	
Bucknell	12/22/2021		09:17	1-2	.500	0-1	.000	1-2	.500	0	0	0	0.8	0	0	0	0	0	3	2.5	
Saint Joseph's	12/30/2021		12:48	1-2	.500	0-0	.000	1-2	.500	0	1	1	0.8	2	0	1	0	1	3	2.5	
at Saint Louis	01/02/2022		02:04	0-0	.000	0-0	.000	0-0	.000	0	1	1	0.8	1	0	1	0	0	0	2.3	
Massachusetts	01/05/2022		03:36	0-0	.000	0-0	.000	0-0	.000	0	0	0	0.8	1	0	1	0	0	0	2.1	
<b>Totals</b>			<b>0</b>	<b>117:07</b>	<b>12-20</b>	<b>.600</b>	<b>0-5</b>	<b>.000</b>	<b>6-10</b>	<b>.600</b>	<b>4</b>	<b>7</b>	<b>11</b>	<b>0.8</b>	<b>11</b>	<b>4</b>	<b>6</b>	<b>1</b>	<b>5</b>	<b>30</b>	<b>2.1</b>

### Player Averages

Games Played	Minutes/game	Points/game	FG Pct	3FG Pct	FT Pct	Rebounds/game	Assists/game	Turnovers/game	Assist/Turnover ratio	Steals/game	Blocks/game
14	8.4	2.1	60.0	0.0	60.0	0.8	0.3	0.4	0.7	0.4	0.1

### SOPHOMORE (2021-22)

#### GAME-BY-GAME

2/1 at Duquesne - Missed sixth straight game with an ankle injury ... 12/11 vs Toledo - Did not play due to an ankle injury ... 11/27 vs Maryland - Came off the bench to play 19 minutes, tied for a career high ... Scored a career-high 10 points ... 11/20 at Drake - Did not play due to a foot injury

### FRESHMAN (2020-21)

- Appeared in nine games, averaging 1.8 points and 1.3 rebounds in 7.6 minutes per game
- Ranked second on team in steals per 40 minutes (3.0) and third in rebounds per 40 minutes (7.2) among players to play at least 10 minutes
- Shot 7-12 from the field, including 7-8 from two-point range
- Played career-high 19 minutes vs Mississippi State in NIT quarterfinals, registering five points and two rebounds
- Scored his first nine career points vs St. Mary's (MD) on February 14 ... Added 5 rebounds in 16 minutes
- Did not fully practice until mid-November after fracturing his wrist during a workout in June

### HIGH SCHOOL

- Attended the Greenfield School ... Led team to North Carolina Independent Schools Athletic Association (NCISAA) 1A state title in 2019
- Averaged 17 points, nine rebounds, and eight assists per game as a senior
- NCISAA All-State selection, Wilson Times All-Area selection as a senior
- 2020 1A/2A Coastal Plain Independent Conference (CPIC) Player of the Year
- No. 15 recruit in North Carolina's Class of 2020 according to ESPN.com
- Released from commitment to Wake Forest in April 2020 after team fired coach Danny Manning
- Signed with Richmond on May 12, the final member of the Spiders Class of 2020

### PERSONAL

- Born on May 19, 2002
- First name is pronounced jai (rhymes with fly)





**#33 GRANT GOLDEN**  
**F | GR | 6'10" | 255**  
**WINCHESTER, VA**  
**ST. JAMES (MD)**

**Most Career Points, Richmond History**  
*Name Points Games*  
 1. Johnny Newman 2,383 122  
 2. Kevin Anderson 2,165 139  
 3. Mike Perry 2,145 108  
**4. Grant Golden 2,066 146**

**Most Career Rebounds, Spiders History**  
*Name Reb Games*  
 1. Ken Daniel 1255 114  
 2. Walt Lysaght 1190 110  
**3. Grant Golden 930 146**

**Most Career Assists, Richmond History**  
*Name Assists Games*  
**1. Jacob Gilyard 717 139**  
 1. Greg Beckwith 573 112  
 3. Scott Ungerer 479 120  
 4. Ken Atkinson 464 125  
**5. Grant Golden 435 146**

**Most Career Blocks, Spiders History**  
*Name Blocks Games*  
 1. Darius Garrett 231 116  
 2. Alonzo Nelson-Ododa 185 94  
 3. Tim Faulconer 183 116  
 4. Kevin Steenberge 154 120  
 5. Jeff Pehl 135 110  
 T6. Johnathan Collins 133 101  
 T6. Gaston Molina 133 116  
**8. Grant Golden 122 146**

**Most Career Field Goals, Spiders History**  
*Name FGs Games*  
 1. Johnny Newman 933 122  
 2. Mike Perry 902 108  
**3. Grant Golden 844 146**

**CAREER HIGHS**

Statistic	Value	
Points	33	vs Wyoming 11/21/18
Rebounds	12	vs High Point 12/22/18, vs CSUN 11/17/19, vs Wisconsin 11/25/19
Assists	8	at Duquesne 03/06/20, at George Washington 02/26/20, vs Duquesne 02/20/21
Steals	3	5 times
Blocks	6	at George Mason 02/27/19
FG Made	16	vs Wyoming 11/21/18
FG Attempts	24	vs Wyoming 11/21/18
3FG Made	4	vs Georgetown 11/25/17
3FG Attempts	8	vs Georgetown 11/25/17
FT Made	9	vs Hampton 11/25/18
FT Attempts	14	vs Hampton 11/25/18

**CAREER STATS**

SEASON TEAM	GP-GS	MIN/AVG	Field Goals		3-Point		F-Throws		Rebounds				Scoring							
			FG-FGA	FG%	3FG-3FGA	3FG%	FT-FTA	FT%	OFF	DEF	TOT	AVG	PF-FO	A	TO	BLK	STL	PTS	AVG	
2016-17	UR	9-0	68/7.6	7-20	.350	1-5	.200	3-9	.333	3	15	18	2.0	9-0	8	3	2	0	18	2.0
2017-18	UR	32-32	981/30.7	208-418	.498	22-80	.275	60-96	.625	49	166	215	6.7	79-1	69	82	39	19	498	15.6
2018-19	UR	33-33	1038/31.4	221-439	.503	16-54	.296	109-166	.657	26	207	233	7.1	61-0	117	82	35	15	567	17.2
2019-20	UR	29-29	753/26.0	161-307	.524	5-19	.263	62-87	.713	32	167	199	6.9	39-0	100	56	24	16	389	13.4
2020-21	UR	21-21	575/27.4	113-201	.562	9-18	.500	32-48	.667	24	103	127	6.0	39-0	73	51	10	12	267	12.7
2021-22	UR	22-22	604/27.4	134-256	.523	21-61	.344	38-57	.667	20	118	138	6.3	37-0	68	47	12	13	327	14.9
<b>TOTAL</b>	<b>146-137</b>	<b>4020/27.5</b>	<b>844-1641</b>	<b>.514</b>	<b>74-237</b>	<b>.312</b>	<b>304-463</b>	<b>.657</b>	<b>154</b>	<b>776</b>	<b>930</b>	<b>6.4</b>	<b>264-1</b>	<b>435</b>	<b>321</b>	<b>122</b>	<b>75</b>	<b>2066</b>	<b>14.2</b>	

**GAME LOGS**

Opponent	Date	GS	MIN	Total		3-Pointers		Free throws		Rebounds				PF	A	TO	BLK	STL	PTS	AVG	
				FG-FGA	PCT	3FG-3FGA	PCT	FT-FTA	PCT	OFF	DEF	TOT	AVG								
N.C. Central	11/09/2021	*	27:45	8-10	.800	1-1	1.000	2-5	.400	1	4	5	5.0	0	1	3	1	0	19	19.0	
vs Utah St.	11/12/2021	*	29:21	10-17	.588	3-7	.429	1-2	.500	3	5	8	6.5	3	3	1	1	0	24	21.5	
Georgia St.	11/16/2021	*	19:55	6-8	.750	2-3	.667	1-3	.333	0	5	5	6.0	1	4	2	0	0	15	19.3	
at Drake	11/20/2021	*	27:51	8-14	.571	0-2	.000	1-2	.500	2	4	6	6.0	2	5	1	0	0	17	18.8	
Hofstra	11/22/2021	*	31:24	6-7	.857	1-1	1.000	0-0	.000	1	6	7	6.2	1	5	1	1	0	13	17.6	
vs Maryland	11/25/2021	*	28:03	7-12	.583	1-1	1.000	3-5	.600	0	6	6	6.2	3	5	2	1	1	18	17.7	
vs Mississippi St.	11/27/2021	*	32:21	5-15	.333	3-7	.429	0-0	.000	0	3	3	5.7	4	5	2	1	3	13	17.0	
at Wofford	12/01/2021	*	27:19	10-15	.667	1-2	.500	0-0	.000	0	3	3	5.4	1	4	0	0	0	21	17.5	
at UNI	12/05/2021	*	29:32	3-11	.273	1-3	.333	1-1	1.000	0	7	7	5.6	2	4	2	0	0	8	16.4	
Toledo	12/11/2021	*	25:12	3-10	.300	0-2	.000	1-2	.500	2	5	7	5.7	2	3	4	0	0	7	15.5	
vs NC State	12/17/2021	*	31:31	8-15	.533	0-3	.000	3-3	1.000	0	7	7	5.8	3	2	3	0	0	19	15.8	
Old Dominion	12/19/2021	*	27:30	5-8	.625	1-1	1.000	4-5	.800	0	4	4	5.7	3	2	5	2	0	15	15.8	
Bucknell	12/22/2021	*	27:33	10-12	.833	2-3	.667	0-0	.000	2	8	10	6.0	1	3	3	1	3	22	16.2	
Saint Joseph's	12/30/2021	*	25:49	5-17	.294	2-7	.286	2-2	1.000	0	7	7	6.1	0	3	1	0	0	14	16.1	
at Saint Louis	01/02/2022	*	30:58	6-14	.429	1-2	.500	1-2	.500	2	8	10	6.3	2	3	3	2	0	14	15.9	
Massachusetts	01/05/2022	*	26:47	3-7	.429	0-1	.000	1-4	.250	0	5	5	6.3	3	3	3	0	0	7	15.4	
Davidson	01/14/2022	*	27:45	4-13	.308	0-4	.000	4-4	1.000	1	4	5	6.2	1	4	3	0	1	12	15.2	
at Fordham	01/18/2022	*	20:11	4-11	.364	0-3	.000	3-3	1.000	0	3	3	6.0	1	0	0	0	0	11	14.9	
at La Salle	01/22/2022	*	27:12	7-15	.467	0-3	.000	4-5	.800	0	5	5	5.9	1	1	1	0	2	18	15.1	
at Rhode Island	01/25/2022	*	25:58	6-12	.500	2-4	.500	1-1	1.000	1	8	9	6.1	2	3	1	0	0	15	15.1	
VCU	01/29/2022	*	32:24	7-9	.778	0-0	.000	4-6	.667	5	4	9	6.2	0	1	3	1	2	18	15.2	
at Duquesne	02/01/2022	*	21:34	3-4	.750	0-1	.000	1-2	.500	0	7	7	6.3	1	4	3	1	1	7	14.9	
<b>Totals</b>			<b>22</b>	<b>603:53</b>	<b>134-256</b>	<b>.523</b>	<b>21-61</b>	<b>.344</b>	<b>38-57</b>	<b>.667</b>	<b>20</b>	<b>118</b>	<b>138</b>	<b>6.3</b>	<b>37</b>	<b>68</b>	<b>47</b>	<b>12</b>	<b>13</b>	<b>327</b>	<b>14.9</b>

**Player Averages**

Games Played	Minutes/game	Points/game	FG Pct	3FG Pct	FT Pct	Rebounds/game	Assists/game	Turnovers/game	Assist/Turnover ratio	Steals/game	Blocks/game
22	27.4	14.9	52.3	34.4	66.7	6.3	3.1	2.1	1.4	0.6	0.5

**GRADUATE STUDENT (2021-22)**

**GAME-BY-GAME**

1/29 vs VCU - Led Richmond with 18 points and 9 rebounds ... 1/18 at Fordham - Became the fourth Spider and fourth active D-I player with 2,000 career points on a runner in the lane with 2:24 left in the 1st half ... 1/5 vs UMass - Appeared in his 140th game at Richmond, breaking the school record held by Kevin Anderson (139) ... 1/2 vs Saint Louis - Recorded 14 points and 10 rebounds for his 18th career double-double ... 12/22 vs Bucknell - Led Richmond with 22 points and 10 rebounds to record his 17th career double-double ... 12/17 vs NC State - Named MVP of the game after leading UR with 19 points ... Passed Kendall Anthony (1,909) for 4th on UR's career scoring list ... 12/1 at Wofford - Scored UR's two biggest baskets of the game, converting on back-to-back possessions in final two minutes after Wofford had narrowed an 18-point deficit to two ... Led Richmond with a game-high 21 points ... 11/25 vs Maryland - Led Richmond with 18 points and five assists ... passed Ed Harrison (1,843) to move into fifth place on UR's career scoring list ... 11/22 vs Hofstra - Recorded five assists and passed Scott Stapleton (382) for the seventh-most assists in program history ... Tied Justin Harper (113) for the eighth-most blocks in program history ... 11/16 vs Georgia St - Passed mentor T.J. Cline (374) for the 8th-most assists in program history ... 11/12 vs Utah St - Led Richmond in scoring for a second-straight game, finishing with 24 points and a team-high 8 rebounds ... 11/9 vs NC Central - Led all players with 19 points

- Named Preseason First Team All-Atlantic 10 at league's media day on October 27 ... It was Golden's fourth Preseason All-Conference honor after he was Preseason First Team in 2018 and Preseason Second Team in 2019-20
- Announced he would return on April 6, taking advantage of the NCAA's decision to grant winter sports student-athletes an additional year of eligibility due to COVID-19

**GRADUATE STUDENT (2020-21)**

- Named Third Team All-Atlantic 10, becoming first player in school history to earn All-Conference honors 4 times and the seventh 4-time All-Conference honoree in A-10 history
- Selected Second Team All-District in NABC District 4 (A-10) for second straight season
- Averaged 12.7 points, 6.0 rebounds, 3.5 assists, and 0.5 blocks per game, all second most on the team
- Ranked in top 20 in A-10 in scoring (18th), rebounding (13th), assists (13th), and assist-to-turnover ratio (13th)
- Led team with 56.2 field goal percentage, best in the A-10 among qualifiers and 10th best in a season in Richmond history



## #33 GRANT GOLDEN (CONTINUED)

- Fractured middle finger on left hand when fouled on dunk attempt in 1st half vs Massachusetts on February 23 ... Played next three games with a glove and splint on his left hand before missing both of Richmond's NIT games ... Had surgery in March
- All-Tournament Team selection at Bluegrass Showcase after leading Richmond to wins vs Morehead State and #10 Kentucky
- Was 1 of 20 players named to watch list for Kareem Abdul-Jabbar Award in the preseason, given to the nation's top center
- Finished season as sixth-leading scorer and fifth-leading rebounder in program history ... Also ranked in Richmond's career top 10 in field goals (5th), assists (9th), and blocks (9th)

### REDSHIRT JUNIOR (2019-20)

- Named Second Team All-Atlantic 10 and selected Second Team All-District in NABC District 4 (A-10) ... First player in school history to earn All-Conference honors following his freshman, sophomore, and junior seasons
- First-Team All-Atlantic 10 selection by KenPom
- Second on team in scoring (13.4 points per game) and assists (3.4 per game - 11th in A-10) while registering team-high 6.9 rebounds
- Shot 52.4 percent from the field, second-highest on the team and ninth-highest in the A-10
- Led team with 24 blocks
- Started 29 games, averaging 26.0 minutes per game
- Finished season 15th on the Spiders career scoring list with 1,472 points, the fourth-most ever for a Richmond player entering his senior season
- Ended season ninth in school history in field goals (597) and blocks (100) and 10th in rebounds (665)

### REDSHIRT SOPHOMORE (2018-19)

- Selected Third Team All-Conference by the Atlantic 10 for a second straight season ... Became first player in Spiders history to earn All-Conference honors following freshman and sophomore seasons
- Named First Team All-Conference by Hoops HD
- Finished season with 1,083 career points, the most ever by a Spider by the end of his sophomore season ... became 47th member of Spiders 1,000-point club at George Mason on February 27
- Scored a team-high 17.2 points per game, third most in the A-10, and registered 7.1 rebounds per game, eighth most in the A-10
- Ranked fifth in A-10 in field goal percentage (50.3)
- Led A-10 with 221 field goals ... also finished in top 15 in conference in assists per game (3.5, 13th) and blocks per game (1.06, 11th)
- One of six underclassmen (freshmen or sophomores) in D-I to average 17 points and seven rebounds per game
- Joined T.J. Cline in 2016-17 as the only Spiders to record 500 points, 200 rebounds, and 100 assists in a season
- 117 assists were second most in D-I by player 6'10" or taller (Ethan Happ - 153)

### REDSHIRT FRESHMAN (2017-18)

- Scored 498 points, breaking the record for most points by a Spider freshman (Mike Perry - 494 in 1977-78)
- \* Averaged team-high 15.6 points per game and recorded 6.7 rebounds per game (second on team)
- One of seven freshmen in D-I to average 15.5 points and six rebounds per game
- Led team with five double-doubles, most by a Spiders freshman since 1998-99 (Charles Stephens)
- Selected Third-Team All-Conference and All-Rookie Team in Atlantic 10 ... With Davidson's Kellan Grady, first freshmen to make A-10 All-Conference team since 2012-13 (Semaj Christon, Xavier)
- Named A-10 Rookie of the Week three times
- Selected to All-Tournament Team at Cayman Islands Classic after averaging 18 points and five rebounds while shooting 56 percent from field in three games

### FRESHMAN (2016-17)

- Granted medical redshirt by NCAA after undergoing cardiac ablation procedure on 12/22 to correct an accelerated heart rate that caused him to collapse vs Texas Tech on 12/17
- Appeared in nine games totaling 18 points, 18 rebounds, and eight assists
- Led team with 10.6 rebounds per 40 minutes

### HIGH SCHOOL

- Moved to St. James HS in Hagerstown, Md. for final two seasons of high school
- Washington County Co-Player of the Year in 2015-16
- Led St. James to Independent-Parochial School League and Mid-Atlantic Conference titles
- Averaged 17.2 PPG, 10.3 rpg, 3.5 APG and 1.3 BPG in his senior year
- 18.1 PPG and 7.7 RPG in 2013-14 at Sherando HS in Stephens City, Va.

### PERSONAL

- Son of Ellen and Craig
- Younger brother Bryce plays basketball at Butler University
- Father played basketball at Fairfield University and two grandfathers played collegiate football
- Born on Jan. 15, 1998



# REDSHIRTS



**#1 JASON NELSON**  
G | FR | 5'10" | 175  
RICHMOND, VA  
JOHN MARSHALL

#### HIGH SCHOOL

- 2020 Virginia Class 2 Player of the Year ... averaged 17.3 points, 5.9 assists, 3.8 rebounds per game
- 2020 First Team All-Metro selection by the Richmond Times-Dispatch
- Led John Marshall High School to Virginia Class 2 state title in 2020
- Did not play as a high school senior due to COVID-19
- Played first two high school seasons at Varina High School ... Led team to 25-2 record and Class 5 state semifinals in 2019 and 26-2 record and Class 5 state title in 2018
- Won state titles for two different schools in his three high school seasons ... teams posted a combined record of 75-6
- Committed to Richmond in June 2020
- Chose Richmond after narrowing his options to UR and Vanderbilt ... Also received an offer from UR's A-10 rival VCU
- No. 12 recruit in Virginia's Class of 2021 by 247Sports.com

#### PERSONAL

- Son of Jennifer and Jason ... Father Jason Nelson Sr. played basketball at Virginia Union University and helped team to 2005 NCAA Division II Championship
- Has four younger siblings: brothers Cameron and Jayden and sisters Kennedy and London
- Born on April 16, 2002



**#12 MALCOLM DREAD**  
G | FR | 6'4" | 210  
DETROIT, MI  
GONZAGA PREP (DC)

#### HIGH SCHOOL

- Helped Gonzaga College High School to DCSAA Class AA Boys Basketball title as a junior in 2020
- Committed to Richmond in June 2020 as the first member of the Spiders 2021 recruiting class
- No. 2 recruit in Washington, D.C.'s Class of 2021 by 247Sports.com

#### PERSONAL

- Son of Kisha and Aaron ... Father Aaron played basketball at Millersville University in Pennsylvania
- Has a brother Myles, who plays basketball at Penn State, and a sister Mason
- Born on March 1, 2002



**#35 AIDAN NOYES**  
F | FR | 6'7" | 190  
CINCINNATI, OH  
ARCHBISHOP MOELLER

#### HIGH SCHOOL

- Attended Archbishop Moeller, the same high school as current Richmond football coach Russ Huesman as well as Baseball Hall of Famers Ken Griffey Jr. and Barry Larkin
- Second Team Greater Catholic League South selection in 2021
- Averaged 12 points and 4.5 rebounds as a senior while shooting 47 percent from three-point range and 55 percent from the field
- Led team to 20-5 record and appearance in Division I state quarterfinals in 2021
- Key reserve as junior in 2020, when Moeller finished 26-1 and reached state quarterfinals before season was canceled due to COVID-19
- Received more than 15 Division I scholarship offers, including UR's A-10 rival VCU
- Committed to Richmond in October 2020
- No. 5 recruit in Ohio, No. 186 recruit nationally in Class of 2021 by 247Sports.com

#### PERSONAL

- Son of Katheryn and Brian
- Has a younger brother Talan
- Born on June 3, 2002



# WALK-ONS

## CAREER STATS



**#10 SULLIVAN KULJU**  
**F | GR | 6'6" | 220**  
**NEW BERLIN, WI**  
**EISENHOWER**

SEASON	TEAM	GP-GS	MIN/AVG	Field Goals		3-Point		F-Throws		Rebounds				Scoring						
				FG-FGA	FG%	3FG-3FGA	3FG%	FT-FTA	FT%	OFF	DEF	TOT	AVG	PF-FO	A	TO	BLK	STL	PTS	AVG
2018-19	UR	3-0	3/1.0	0-0	.000	0-0	.000	0-0	.000	0	0	0	0.0	0-0	0	0	0	0	0	0.0
2019-20	UR	8-0	11/1.3	0-6	.000	0-2	.000	0-0	.000	2	0	2	0.3	0-0	1	0	0	0	0	0.0
2020-21	UR	2-0	8/4.1	1-2	.500	1-2	.500	0-0	.000	0	0	0	0.0	0-0	1	0	0	2	3	1.5
2021-22	UR	2-0	3/1.6	0-0	.000	0-0	.000	0-1	.000	1	0	1	0.5	1-0	1	0	0	0	0	0.0
<b>TOTAL</b>		<b>15-0</b>	<b>25/1.7</b>	<b>1-8</b>	<b>.125</b>	<b>1-4</b>	<b>.250</b>	<b>0-1</b>	<b>.000</b>	<b>3</b>	<b>0</b>	<b>3</b>	<b>0.2</b>	<b>1-0</b>	<b>3</b>	<b>0</b>	<b>0</b>	<b>2</b>	<b>3</b>	<b>0.2</b>

### GRADUATE STUDENT (2021-22)

- Decided to return to Richmond for a fifth season, taking advantage of the NCAA's decision to grant winter sports student-athletes an additional year of eligibility due to COVID-19

### SENIOR (2020-21)

- Appeared in two games (at Saint Joseph's, vs St. Mary's (MD) ... Recorded 3 points, 2 steals, and 1 assist in 8 minutes
- Scored first career points on a late three-pointer vs St. Mary's (MD)

### JUNIOR (2019-20)

- Appeared in 8 games, totaling two rebounds and one assist in 11 minutes

### SOPHOMORE (2018-19)

- Appeared in three games but did not register any statistics ... Made collegiate debut vs Coppin State on December 5

### FRESHMAN (2017-18)

- Did not appear in any games

### HIGH SCHOOL

- Four-year varsity starter at Eisenhower ... member of school's 1,000-point club ... led team to 40-9 record in his last two seasons
- Three-time All-Woodland Conference selection ... 2-time All-Area selection by Milwaukee Journal Sentinel
- Team captain as a senior ... averaged 15.1 points and 5.2 rebounds per game
- Three-time letterwinner in football ... Honorable Mention All-Woodland Conference at wide receiver as a senior
- DECA (Distributive Education Clubs of America) state qualifier

### PERSONAL

- Son of Eric and Kimberly Kulju
- Has an older brother Keenan and a younger sister Tierney
- Born on Sept. 8, 1998
- Last name is pronounced "COOL-you"



**#31 JORDAN GAITLEY**  
**G | GR | 6'4" | 190**  
**HAVERFORD, PA**  
**FORDHAM PREP (NY)**

## CAREER STATS

SEASON	TEAM	GP-GS	MIN/AVG	Field Goals		3-Point		F-Throws		Rebounds				Scoring						
				FG-FGA	FG%	3FG-3FGA	3FG%	FT-FTA	FT%	OFF	DEF	TOT	AVG	PF-FO	A	TO	BLK	STL	PTS	AVG
2018-19	UR	3-0	3/1.1	1-2	.500	0-0	.000	0-1	.000	1	1	2	0.7	0-0	1	0	0	0	2	0.7
2019-20	UR	8-0	13/1.6	1-1	1.000	0-0	.000	0-0	.000	0	1	1	0.1	1-0	0	1	0	0	2	0.3
2020-21	UR	2-0	6/3.0	0-1	.000	0-1	.000	1-2	.500	1	1	2	1.0	0-0	2	1	0	1	1	0.5
2021-22	UR	2-0	2/1.2	0-0	.000	0-0	.000	0-1	.000	0	1	1	0.5	1-0	0	0	0	0	0	0.0
<b>TOTAL</b>		<b>15-0</b>	<b>25/1.7</b>	<b>2-4</b>	<b>.500</b>	<b>0-1</b>	<b>.000</b>	<b>1-4</b>	<b>.250</b>	<b>2</b>	<b>4</b>	<b>6</b>	<b>0.4</b>	<b>2-0</b>	<b>3</b>	<b>2</b>	<b>0</b>	<b>1</b>	<b>5</b>	<b>0.3</b>

### GRADUATE STUDENT (2021-22)

- Decided to return to Richmond for a fifth season, taking advantage of the NCAA's decision to grant winter sports student-athletes an additional year of eligibility due to COVID-19

### SENIOR (2020-21)

- Appeared in two games (at Saint Joseph's, vs St. Mary's (MD) ... Recorded 1 point, 2 rebounds, 2 assists, and 1 steal in 6 minutes

### JUNIOR (2019-20)

- Appeared in 8 games, totaling 2 points and 1 rebound in 13 minutes
- Scored UR's final basket on a fadeaway jumper from the left block with 1:03 to play vs Saint Joseph's on Jan. 2

### SOPHOMORE (2018-19)

- Appeared in three games, registering two points, two rebounds and an assist
- Brought home crowd to its feet with offensive rebound and putback while being fouled vs George Washington on Feb. 9
- Made collegiate debut vs Coppin State on Dec. 5, recording a rebound and assist

### FRESHMAN (2017-18)

- Did not appear in a game

### HIGH SCHOOL

- 2017 League MVP of New York's Catholic High Schools Athletic Association (CHSAA) A Division
- Averaged 20.5 points per game as a senior ... led team to CHSAA A Divisional Final
- Class A first-team All-State selection

### PERSONAL

- Son of Frank and Stephanie Gaitley ... Mother Stephanie is head coach of the women's team at Fordham University and was head coach of the women's team at Richmond from 1985-91 (116-63 in 6 seasons)
- Older brother Dutch played at Temple and Monmouth and is currently an assistant coach for the Charlotte Hornets ... Older brother D.C. played in seven games for Fordham
- Born on June 23, 1998



# WALK-ONS

## CAREER STATS



**#34 GABE ARIZIN**  
G | JR | 6'4" | 190  
WEST CHESTER, PA  
ST. JOSEPH'S PREP

SEASON	TEAM	GP-GS	MIN/AVG	Field Goals		3-Point		F-Throws		Rebounds				Scoring								
				FG-FGA	FG%	3FG-3FGA	3FG%	FT-FTA	FT%	OFF	DEF	TOT	AVG	PF-FO	A	TO	BLK	STL	PTS	AVG		
2019-20	UR	5-0	4/0.9	0-1	.000	0-0	.000	0-0	.000	1	2	3	0.6	0-0	0	0	0	0	0	0	0	0.0
2020-21	UR	2-0	3/1.5	0-0	.000	0-0	.000	0-0	.000	0	0	0	0.0	0-0	0	0	0	0	0	0	0	0.0
2021-22	UR	1-0	1/0.9	0-0	.000	0-0	.000	0-0	.000	0	1	1	1.0	0-0	0	0	0	0	0	0	0	0.0
<b>TOTAL</b>		<b>8-0</b>	<b>8/1.0</b>	<b>0-1</b>	<b>.000</b>	<b>0-0</b>	<b>.000</b>	<b>0-0</b>	<b>.000</b>	<b>1</b>	<b>3</b>	<b>4</b>	<b>0.5</b>	<b>0-0</b>	<b>0</b>	<b>0</b>	<b>0</b>	<b>0</b>	<b>0</b>	<b>0</b>	<b>0</b>	<b>0.0</b>

### SOPHOMORE (2020-21)

- Appeared in two games (at Saint Joseph's, vs St. Mary's (MD) ... Did not register any stats in three minutes of playing time

### FRESHMAN (2019-20)

- Appeared in five games, grabbing three rebounds and going 0-1 from the field in four minutes

### HIGH SCHOOL

- Two-time captain at St. Joseph's Prep in Philadelphia

### PERSONAL

- Son of Mike and Patricia
- Father Mike played basketball at William & Mary and La Salle ... At William & Mary, Arizin earned All-Southern Conference honors following his freshman and sophomore seasons ... His 35 points against Richmond on Dec. 11, 1973 remains the second-most ever by a William & Mary player in a game at Kaplan Arena ... Averaged 17.3 points and 7.5 rebounds in 54 games for the Tribe ... At La Salle, averaged 11.5 points in 1975-76 and led team in FG pct (49.6)
- Has a brother Luke and a half-brother Matt, who played baseball at Georgetown
- Grandfather Paul Arizin was inducted into the Naismith Memorial Basketball Hall of Fame in 1978 ... He was a 10-time NBA All-Star with the Philadelphia Warriors who twice led the league in scoring ... Missed two seasons in the prime of his career to serve with the Marines in the Korean War ... Third-leading scorer (16,266 points) in NBA history when he retired in 1962 rather than move with the Warriors to San Francisco ... Led nation in scoring (25.3 PPG) as a senior at Villanova in 1950 ... Had his No. 11 jersey retired by Villanova ... Inducted in College Basketball Hall of Fame in 2006 ... Member of inaugural class of Philadelphia Sports Hall of Fame (2004)
- Born on December 16, 2000
- Last name is pronounced "AIR-rizz-in"

## CAREER STATS



**#25 QUENTIN SOUTHALL**  
F | SO | 6'3" | 180  
ALEXANDRIA, VA  
GEORGETOWN PREP (MD)

SEASON	TEAM	GP-GS	MIN/AVG	Field Goals		3-Point		F-Throws		Rebounds				Scoring								
				FG-FGA	FG%	3FG-3FGA	3FG%	FT-FTA	FT%	OFF	DEF	TOT	AVG	PF-FO	A	TO	BLK	STL	PTS	AVG		
2020-21	UR	1-0	2/1.6	0-0	.000	0-0	.000	0-0	.000	0	0	0	0.0	0-0	0	0	0	0	0	0	0	0.0
2021-22	UR	1-0	1/0.9	0-0	.000	0-0	.000	0-0	.000	0	0	0	0.0	0-0	0	0	0	0	0	0	0	0.0
<b>TOTAL</b>		<b>2-0</b>	<b>2/1.2</b>	<b>0-0</b>	<b>.000</b>	<b>0-0</b>	<b>.000</b>	<b>0-0</b>	<b>.000</b>	<b>0</b>	<b>0</b>	<b>0</b>	<b>0.0</b>	<b>0-0</b>	<b>0</b>	<b>0</b>	<b>0</b>	<b>0</b>	<b>0</b>	<b>0</b>	<b>0</b>	<b>0.0</b>

### FRESHMAN (2020-21)

- Appeared in one game, playing final 1:38 vs St. Mary's (MD) ... Did not record any statistics

### HIGH SCHOOL

- Attended Georgetown Prep in North Bethesda, Md.
- Team captain as a senior ... Averaged 8 points per game
- Honor Society member graduated with a 3.9 GPA

### PERSONAL

- Son of Cornelius and Patricia
- Father Cornelius played defensive back for Notre Dame, winning a national championship in 1988 ... He served 27 years in the U.S. Secret Service and has provided protection for every President from Richard Nixon to Donald Trump
- Born on November 9, 2001

## CAREER STATS



**#32 LIAM WEAVER**  
G | FR | 6'2" | 190  
KANSAS CITY, MO  
PEMBROKE HILL

### HIGH SCHOOL

- 2021 Missouri Class 4 All-State selection
- Selected to 2021 DiRenna All-Star team as one of top players in Kansas City
- 3-time All-District selection
- Led Pembroke to 13-1 record and district championship as a senior
- 2021 McDonald's All-American nominee
- 3-year team captain at Pembroke Hill School
- 3-time All-State, 3-time All-Region, 4-time All-District soccer player at Pembroke Hill
- 2019 Missouri State Defender of the Year in soccer
- Committed to Richmond in February 2021

### PERSONAL

- Son of Michelle and Tim ... Father Tim ran track at Tulsa
- Has a younger sister Elizabeth
- Won multiple academic awards at Pembroke Hill and graduated in top 10 percent of his class
- Born on August 6, 2002



# BOX SCORES (GAMES 1-4)

N.C. Central at Richmond													Game Time: 7:00 PM					
11/02/21 Robers Center, Richmond													Game Duration: 1:53					
2021-22 Men's Basketball													Attendance: 6,173					
N.C. Central - 60													Record: 0-1					
NO.	Name	Min	FG	3P	FT	Rebounds	Fouls	TP	AS	TO	ST	Blocks	BS	BA	+	-	Shooting By Period	
1st FG% 13-32 40.6%																		
3PT% 6-17 47.1%																		
FT% 2-2 100%																		
2nd FG% 10-26 38.5%																		
3PT% 1-9 11.1%																		
FT% 3-3 100%																		
GM FG% 23-58 39.7%																		
3PT% 9-26 34.6%																		
FT% 5-5 100%																		
Dead Ball Rebounds: 1, 1																		
Team																		
Totals																		
Technical Fouls: NONE																		
Richmond - 70																		
NO.	Name	Min	FG	3P	FT	Rebounds	Fouls	TP	AS	TO	ST	Blocks	BS	BA	+	-	Shooting By Period	
1st FG% 12-33 36.4%																		
3PT% 5-15 33.3%																		
FT% 5-10 50%																		
2nd FG% 12-25 48.0%																		
3PT% 4-12 33.3%																		
FT% 11-11 100%																		
GM FG% 24-58 41.4%																		
3PT% 6-27 22.2%																		
FT% 16-21 76.2%																		
Dead Ball Rebounds: 3, 0																		
Team																		
Totals																		
Technical Fouls: NONE																		
Biggest lead																		
NCCU 14 (1st 5:05) 13 (2nd 4:30)																		
Points from Turnovers																		
NCCU 26 32																		
Best Scoring Run																		
8 (1st 5:05) 13 (2nd 14:09)																		
Lead Changes																		
2																		
Times Tied																		
2																		
Time with Lead																		
22:20 16:47																		

Utah St. at Richmond													Game Time: 6:00 PM					
11/02/21 Alumni Hall, Amalgia													Game Duration: 1:53					
2021-22 Richmond Men's Basketball													Attendance: 3,800					
Utah St. - 85													Record: 1-1					
NO.	Name	Min	FG	3P	FT	Rebounds	Fouls	TP	AS	TO	ST	Blocks	BS	BA	+	-	Shooting By Period	
1st FG% 15-34 47.1%																		
3PT% 4-10 40.0%																		
FT% 3-4 75%																		
2nd FG% 16-25 64.0%																		
3PT% 4-8 50.0%																		
FT% 12-15 80%																		
GM FG% 31-56 55.4%																		
3PT% 8-18 44.4%																		
FT% 15-19 78.9%																		
Dead Ball Rebounds: 1, 0																		
Team																		
Totals																		
Technical Fouls: NONE																		
Richmond - 74																		
NO.	Name	Min	FG	3P	FT	Rebounds	Fouls	TP	AS	TO	ST	Blocks	BS	BA	+	-	Shooting By Period	
1st FG% 12-33 36.4%																		
3PT% 5-15 33.3%																		
FT% 5-10 50%																		
2nd FG% 12-25 48.0%																		
3PT% 4-12 33.3%																		
FT% 11-11 100%																		
GM FG% 24-58 41.4%																		
3PT% 6-27 22.2%																		
FT% 16-21 76.2%																		
Dead Ball Rebounds: 3, 0																		
Team																		
Totals																		
Technical Fouls: NONE																		
Biggest lead																		
13 (2nd 0:53) 7 (1st 14:01)																		
Points from Turnovers																		
4 17																		
Best Scoring Run																		
10 (2nd 0:53) 10 (2nd 7:49)																		
Lead Changes																		
9																		
Times Tied																		
6																		
Time with Lead																		
15:41 20:07																		

Georgia St. at Richmond													Game Time: 7:00 PM					
11/02/21 Robers Center, Richmond													Game Duration: 1:52					
2021-22 Men's Basketball													Attendance: 5,321					
Georgia St. - 78													Record: 2-1					
NO.	Name	Min	FG	3P	FT	Rebounds	Fouls	TP	AS	TO	ST	Blocks	BS	BA	+	-	Shooting By Period	
1st FG% 14-30 46.7%																		
3PT% 4-9 44.4%																		
FT% 4-8 50%																		
2nd FG% 15-25 60.0%																		
3PT% 6-14 42.9%																		
FT% 6-12 50%																		
GM FG% 29-55 52.7%																		
3PT% 10-23 43.5%																		
FT% 10-20 50.0%																		
Dead Ball Rebounds: 3, 0																		
Team																		
Totals																		
Technical Fouls: NONE																		
Richmond - 84																		
NO.	Name	Min	FG	3P	FT	Rebounds	Fouls	TP	AS	TO	ST	Blocks	BS	BA	+	-	Shooting By Period	
1st FG% 18-29 62.1%																		
3PT% 6-15 40.0%																		
FT% 5-8 62.5%																		
2nd FG% 15-25 60.0%																		
3PT% 6-14 42.9%																		
FT% 7-13 53.8%																		
GM FG% 33-54 61.1%																		
3PT% 16-29 55.2%																		
FT% 12-21 57.1%																		
Dead Ball Rebounds: 2, 0																		
Team																		
Totals																		
Technical Fouls: Randolph 2nd 4:15																		
Biggest lead																		
0 (1st 20:00) 32 (2nd 6:25)																		
Points from Turnovers																		
12 14																		
Best Scoring Run																		
10 (2nd 20:00) 11 (2nd 13:50)																		
Lead Changes																		
0																		
Times Tied																		
0																		
Time with Lead																		
00:00 37:42																		

Richmond at Drake													Game Time: 12:00 PM					
11/02/21 Drake Knapp Center, Des Moines													Game Duration: 2:01					
2021-22 Men's Basketball													Attendance: 3,347					
Richmond - 70													Record: 2-2					
NO.	Name	Min	FG	3P	FT	Rebounds	Fouls	TP	AS	TO	ST	Blocks	BS	BA	+	-	Shooting By Period	
1st FG% 12-29 41.4%																		
3PT% 5-10 50.0%																		
FT% 7-12 58.3%																		
2nd FG% 14-32 43.8%																		
3PT% 2-10 20.0%																		
FT% 4-7 57.1%																		
GM FG% 26-61 42.6%																		
3PT% 7-20 35.0%																		
FT% 11-19 57.9%																		
Dead Ball Rebounds: 4, 0																		
Team																		
Totals																		
Technical Fouls: Golden 2nd 5:56																		
Drake - 73																		
NO.	Name	Min	FG	3P	FT	Rebounds	Fouls	TP	AS	TO	ST	Blocks	BS	BA	+	-	Shooting By Period	
1st FG% 14-29 48.3%																		
3PT% 4-11 36.4%																		
FT% 3-3 100%																		
2nd FG% 12-32 37.5%																		
3PT% 6-17 35.3%																		
FT% 8-12 66.7%																		
GM FG% 26-61 42.6%																		
3PT% 10-28 35.7%																		
FT% 11-19 57.9%																		
Dead Ball Rebounds: 3, 1																		
Team																		
Totals																		
Technical Fouls: NONE																		
Biggest lead																		
9 (2nd 15:07) 5 (2nd 2:14)																		
Points from Turnovers																		
18 17																		
Best Scoring Run																		
8 (2nd 15:07) 10 (1st 1:54)																		
Lead Changes																		
7																		
Times Tied																		
5																		
Time with Lead																		
30:24 06:12																		



# BOX SCORES (GAMES 5-8)

Official Basketball Box Score - Final															Game Time: 7:00 PM		
Hofstra at Richmond															Game Duration: 1:41		
11/22/21 Baha Mar Convention Center, Richmond															Attendance: 5,201		
2021-22 Men's Basketball															Officials: Mike Roberts, Lamar Simpson, Jenna Reneau		
<b>Hofstra - 68</b>															<b>Record: 1-4</b>		
NO. Name	Min	FG	3P	FT	Rebounds	Fouls	TP	AS	TO	ST	Blocks	BS	BA	+/-	Shooting By Period		
23 Kwonn Cramer	F 31:33	7-11	0-0	1-3	2 6 8	1 2	15	2	1	1	1	1	1	-8	1st FGS:	19-33 54.5%	
0 Darlinstone Dubar	G 36:39	8-13	2-5	0-0	2 4 6	0 0	18	0	0	1	3	0	-17	3PT%	6-15 40.0%		
3 Zach Cooks	G 36:51	7-15	3-6	1-1	0 1 1	0 2	18	2	0	0	0	0	-13	FT%	2-4 50%		
4 Aaron Estrada	G 29:47	2-9	0-1	0-0	0 2 2	1 2	4	4	3	2	0	1	-13	2nd FGS:	10-28 35.7%		
20 Jalen Ray	G 30:46	1-5	1-5	0-0	1 2 3	2 1	3	2	0	0	0	0	-16	3PT%	2-7 28.6%		
1 Caleb Burgess	G 19:21	0-0	0-0	1-2	0 0 0	0 1	1	3	2	0	0	0	0	0	FT%	2-4 50%	
15 Omar Salerio	G 11:44	3-6	2-4	1-2	1 2 3	0 1	9	0	0	1	0	0	2	0	GM FGS:	26-61 45.9%	
11 Jacquan Carlos	G 03:09	0-1	0-1	0-0	0 0 0	0 0	0	0	0	0	0	0	0	0	3PT%	9-22 36.4%	
Team					0 1 1	0 0	0	0	0	0	0	0	0	0	FT%	4-8 50.0%	
Totals		28-61	8-22	4-8	6 18 24	4 9	68	13	6	5	4	3	-13			Dead Ball Rebounds: 2.0	
Technical Fouls: NONE																	
NO. Name	Min	FG	3P	FT	Rebounds	Fouls	TP	AS	TO	ST	Blocks	BS	BA	+/-	Shooting By Period		
3 Tyler Burton	F 32:20	9-16	4-8	0-0	1 6 7	2 1	22	3	2	0	0	0	17	11	1st FGS:	17-36 60.7%	
4 Nathan Cayo	F 30:21	9-11	0-0	0-2	0 5 5	1 1	18	5	3	0	2	1	21	11	3PT%	6-13 46.2%	
33 Grant Golden	F 31:24	6-7	1-1	0-0	1 6 7	1 1	13	5	1	0	1	1	18	11	FT%	0-0 0%	
00 Jacob Gilyard	G 38:40	5-10	2-3	1 3 4	0 1	1	17	6	2	0	0	0	14	11	2nd FGS:	16-29 55.2%	
21 Isaiah Wilson	G 22:11	0-5	0-3	0-0	0 1 1	2 0	0	1	2	3	0	0	5	11	3PT%	7-16 43.8%	
13 Connor Crabtree	G 13:54	1-2	1-2	0-0	0 3 3	1 0	3	3	0	0	0	0	13	11	FT%	2-5 40%	
5 Nick Sherod	G 13:33	2-4	1-3	0-0	1 1 1	0 0	5	0	1	0	0	0	-8	11	GM FGS:	33-57 57.9%	
15 Matt Grace	G 08:47	0-1	0-0	0-0	0 1 2	2 0	0	1	0	0	0	0	-8	11	3PT%	13-29 44.8%	
24 Dj Bailey	G 06:10	0-0	0-0	0-0	0 1 2	0 0	0	2	0	0	0	0	-5	11	FT%	2-5 40.0%	
2 Souleymane Koureissi	G 01:20	0-0	0-0	0-0	0 0 0	0 0	0	0	0	0	0	0	-1	11		Dead Ball Rebounds: 3.0	
11 Marcus Randolph	G 01:20	1-1	1-1	0-0	0 0 0	0 0	3	0	0	0	0	0	-1	11			
Team					1 2 3	0 1	0	1	1	1	0	0	0	0			
Totals		33-57	13-29	2-5	6 29 35	9 4	81	26	12	3	3	4	13				Dead Ball Rebounds: 3.0
Technical Fouls: NONE																	
HOF	RIC	Points from Turnovers	HOF	RIC	1st	2nd	TOT										
14 (1st 6:14)	16 (2nd 1:30)	15	12	36	38												
8 (1st 8:25)	13 (2nd 3:09)	4	7	44	24	68											
1	1	4	7	40	41	81											
22:24	16:33	10	11														

Official Basketball Box Score - Final															Game Time: 7:00 PM		
Richmond at Maryland															Game Duration: 2:08		
11/22/21 Baha Mar Convention Center, Nassau															Attendance: 2,268		
2021-22 Men's Basketball															Officials: Ray Nail, Antonio Pelly, Paul Seitz		
<b>Richmond - 80</b>															<b>Record: 3-3</b>		
NO. Name	Min	FG	3P	FT	Rebounds	Fouls	TP	AS	TO	ST	Blocks	BS	BA	+/-	Shooting By Period		
3 Tyler Burton	F 35:56	4-11	0-2	3-4	1 4 5	1 1	21	11	0	1	2	1	1	1	11	1st FGS:	18-35 51.4%
4 Nathan Cayo	F 21:59	4-9	0-0	0-0	4 4 8	4 0	8	1	2	0	0	0	0	0	11	3PT%	5-11 45.5%
33 Grant Golden	F 28:03	7-12	1-1	3-5	0 6 6	3 4	18	5	2	1	1	2	2	0	11	FT%	0-2 0%
00 Jacob Gilyard	G 37:49	4-9	3-8	3-5	0 3 3	2 2	14	4	4	3	0	0	-10	11	2nd FGS:	12-30 40.0%	
21 Isaiah Wilson	G 27:29	3-7	0-1	3-6	0 2 2	3 4	9	2	0	0	0	1	-3	11	3PT%	3-11 27.3%	
5 Nick Sherod	G 19:03	5-9	4-6	0-0	2 2 2	1 1	14	0	0	0	0	1	-5	11	FT%	12-18 66.7%	
15 Matt Grace	G 15:11	2-6	0-4	0-0	0 2 2	3 0	4	2	1	0	0	0	18	11	GM FGS:	30-65 46.2%	
13 Connor Crabtree	G 10:41	1-2	0-0	0-0	0 0 0	1 0	2	0	0	1	0	0	-2	11	3PT%	9-22 36.4%	
24 Dj Bailey	G 02:49	0-0	0-0	0-0	0 0 0	0 0	0	0	0	0	0	0	-2	11	FT%	12-20 60.0%	
Team					3 1 4	0 0	0	0	0	0	0	0	0	0	0		Dead Ball Rebounds: 4.0
Totals		30-65	9-22	12-20	8 24 32	18 13	80	14	11	7	2	5	-6				Dead Ball Rebounds: 4.0
Technical Fouls: NONE																	
NO. Name	Min	FG	3P	FT	Rebounds	Fouls	TP	AS	TO	ST	Blocks	BS	BA	+/-	Shooting By Period		
24 Donis Scott	F 35:14	3-8	3-3	2-2	1 4 5	1 3	9	1	1	1	1	3	1	4	11	1st FGS:	11-31 35.5%
33 Qudus Wahab	C 22:42	3-8	0-0	7-8	1 5 6	2 5	13	0	0	0	0	1	1	8	11	3PT%	3-10 30.0%
4 Fatts Russell	G 29:12	5-10	1-5	4-6	1 3 4	3 4	15	6	5	2	0	0	1	8	11	FT%	7-8 87.5%
5 Eric Ayala	G 34:35	7-13	3-8	3-5	0 9 9	2 3	20	5	3	1	0	0	8	11	2nd FGS:	17-26 65.4%	
13 Hakim Hart	G 36:50	9-9	4-5	4-4	0 2 2	0 2	24	3	0	4	0	0	16	11	3PT%	7-13 53.8%	
10 Julian Reese	G 17:05	1-3	0-0	0-0	2 4 6	2 1	2	0	4	0	1	0	-6	11	GM FGS:	29-57 49.1%	
11 Xavier Green	G 09:36	0-1	0-0	0-0	2 2 3	1 0	0	1	0	0	0	0	-5	11	3PT%	10-23 43.5%	
23 Ian Martinez	G 14:46	1-5	1-2	0-0	1 1 2	0 3	1	1	0	0	0	0	-9	11	FT%	20-25 80.0%	
Team					1 0 1	0 0	0	0	0	0	0	0	0	0	0		Dead Ball Rebounds: 3.1
Totals		28-57	10-23	20-25	7 30 37	14 18	86	17	14	8	5	2	-6				Dead Ball Rebounds: 3.1
Technical Fouls: Coach 2 2nd 12:07																	
RCH	UMD	Points from Turnovers	RCH	UMD	1st	2nd	TOT										
12 (1st 1:54)	6 (2nd 1:12)	15	12	40	34												
12 (1st 1:54)	8 (2nd 15:21)	6	11	41	39	80											
3	1	4	7	32	54	86											
34:06	04:34	20	5														

Official Basketball Box Score - Final															Game Time: 12:30 PM		
Mississippi St. at Richmond															Game Duration: 1:57		
11/22/21 Baha Mar Convention Center, Nassau															Attendance: 1,175		
2021-22 Men's Basketball															Officials: Tommy Morrison, Ron Grover, Paul Seitz		
<b>Mississippi St. - 82</b>															<b>Record: 5-1</b>		
NO. Name	Min	FG	3P	FT	Rebounds	Fouls	TP	AS	TO	ST	Blocks	BS	BA	+/-	Shooting By Period		
10 Garrison Brooks	F 25:14	5-7	1-1	0-0	2 5 7	5 0	11	0	2	0	0	0	5	11	1st FGS:	12-24 50.0%	
13 D.J. Jeffries	F 34:45	4-9	1-3	4-4	1 3 4	0 2	13	1	4	0	2	0	0	0	11	3PT%	3-6 50.0%
35 Tok Smith	F 32:24	10-11	0-0	2-3	5 6 11	2 2	22	0	1	1	0	0	11	11	FT%	9-10 90%	
1 Iveson Molinar	G 39:10	6-13	2-6	1-2	0 4 4	0 2	15	7	1	2	0	0	17	11	2nd FGS:	13-26 50.0%	
0 Rocket Watts	G 37:07	2-8	1-3	3-4	3 2 5	3 2	8	4	2	0	0	3	1	11	3PT%	0-6 0.0%	
0 Shakeel Moore	G 13:43	0-2	0-1	0-0	0 1 1	0 0	0	0	0	0	0	0	4	11	FT%	4-4 100%	
4 Cameron Matthews	G 31:28	1-2	0-1	5-6	0 5 5	4 7	7	1	4	3	1	0	6	11	GM FGS:	4-5 80.0%	
11 Anderson Garcia	G 10:15	0-2	0-0	4-4	2 3 5	2 2	4	1	2	0	0	0	11	11	3PT%	2-3 66.7%	
20 Derek Fountain	G 05:54	1-1	0-0	0-0	0 0 0	0 0	2	0	0	0	0	0	0	0	11	GM FGS:	29-55 52.7%
Team					0 2 2	0 0	0	2	1	0	0	0	0	0	11	3PT%	5-15 33.3%
Totals		29-55	5-15	19-23	13 31 44	16 17	82	14	19	6	3	3	11				Dead Ball Rebounds: 3.0
Technical Fouls: Smith 2nd 11:20																	
NO. Name	Min	FG	3P	FT	Rebounds	Fouls	TP	AS	TO	ST	Blocks	BS	BA	+/-	Shooting By Period		
3 Tyler Burton	F 40:10	9-16	0-6	5-6	1 6 7	1 4	23	1	2	1	2	1	-12	11	1st FGS:	13-29 44.8%	
4 Nathan Cayo	F 33:24	2-4	0-0	1-2	2 2 4	2 4	5	2	1	0	0	0	-2	11	3PT%	3-10 30.0%	
33 Grant Golden	F 32:21	5-15	3-7	0-0	0 3 3	4 2	13	5	2	3	1	0	0	0	11	FT%	0-0 0%
00 Jacob Gilyard	G 42:13	5-14	4-11	3-4	2 2 4	1 4	17	6	1	6	0	0	-14	11	2nd FGS:	12-23 52.2%	
21 Isaiah Wilson	G 21:43	1-1	1-1	0-0	0 1 1	2 0	3	0	1	0	0	0	-10	11	3PT%	5-14 35.7%	
5 Nick Sherod	G 13:10	0-4	0-3	0-0	0 0 0	0 0	0	0	0	0	0	0	-2	11	FT%	8-10 80%	
15 Matt Grace	G 14:24	0-1	0-1	0-0	0 0 0	0 0	0	0	0	0	0	0	-14	11	GM FGS:	1-9 11.1%	
13 Connor Crabtree	G 06:48	0-0	0-0	0-0	0 0 0	0 0	0	0	0	0	0	0	0	0	11	3PT%	0-6 0.0%
24 Dj Bailey	G 19:18																

# BOX SCORES (GAMES 9-12)

NCAA		Official Basketball Box Score - Final										Game Time: 1:00 PM							
		Richmond at UNI										Game Duration: 1:41							
		12/05/21 McKee Center, Cedar Falls										Attendance: 2,337							
		2021-22 Men's Basketball										Officials: Jeff Mahan, Antonio Petty, Kelly Set							
<b>Richmond - 60</b>		<b>Record: 5-4</b>										<b>Shooting By Period</b>							
NO. Name	Min	FG	3P	FT	Rebounds	Fouls	TP	AS	TO	ST	Blocks	BS	BA	+	-				
3 Tyler Burton	37:13	10-16	5-9	1-2	0	6	3	2	26	2	1	3	1	0	13				
4 Nathan Cayo	26:03	3-8	0-0	1-2	3	3	6	3	1	7	3	1	1	0	1				
33 Grant Golden	29:32	3-11	1-3	1-1	0	7	2	3	8	4	2	0	0	0	13				
00 Jacob Gilyard	35:00	3-9	2-6	0-0	0	3	0	4	8	4	0	1	0	0	6				
21 Isaiah Wilson	30:09	3-5	1-1	0-0	1	1	1	0	7	0	1	0	0	0	7				
5 Nick Sherod	16:53	1-7	0-5	0-0	1	7	8	0	2	0	0	0	0	0	-6				
15 Matt Grace	09:44	1-2	0-1	0-0	0	1	1	0	2	0	2	1	0	0	-5				
24 Dj Bailey	08:46	0-1	0-1	0-0	0	1	1	0	0	0	0	0	0	0	-2				
13 Connor Crabtree	03:10	0-0	0-0	0-0	0	0	0	0	0	0	0	0	0	0	3				
2 Souleymane Koureissi	03:30	0-1	0-1	0-0	0	0	0	0	0	0	1	1	0	0	3				
Team																			
<b>Totals</b>		<b>24-60</b>	<b>9-27</b>	<b>3-5</b>	<b>5</b>	<b>30</b>	<b>35</b>	<b>9</b>	<b>10</b>	<b>60</b>	<b>13</b>	<b>9</b>	<b>7</b>	<b>1</b>	<b>1</b>	<b>8</b>			
<b>Technical Fouls: NONE</b>																			
<b>UNI - 52</b>		<b>Record: 3-5</b>										<b>Shooting By Period</b>							
NO. Name	Min	FG	3P	FT	Rebounds	Fouls	TP	AS	TO	ST	Blocks	BS	BA	+	-				
1 Cole Henry	22:27	2-3	0-0	1-2	1	4	5	0	2	5	3	2	1	0	0	-2			
0 Nate Heise	26:02	4-7	0-0	0-0	4	4	2	1	8	0	1	2	0	0	-7				
0 Tywon Pickford	11:58	0-0	0-0	0-0	1	2	0	0	0	1	1	0	0	0	-6				
4 AJ Green	36:54	2-9	0-0	0-0	9	9	1	2	6	11	2	0	0	0	-7				
11 Trae Berhow	35:02	3-9	1-6	0-0	4	4	3	0	7	1	3	0	0	1	-9				
13 Bowen Born	14:09	1-2	0-0	0-0	1	1	0	0	2	1	1	0	0	0	-10				
35 Noah Carter	24:28	5-11	0-4	0-4	4	4	1	2	13	1	1	0	1	0	-2				
22 Artwan Kimmons	13:10	1-4	0-0	0-0	1	1	1	0	2	0	0	0	0	0	6				
23 Tytan Anderson	11:54	4-4	0-0	1-3	0	0	1	2	3	0	0	1	1	0	-1				
34 James Betz	01:56	0-1	0-1	0-0	0	0	0	1	0	0	0	0	0	0	-2				
Team																			
<b>Totals</b>		<b>22-53</b>	<b>3-22</b>	<b>5-9</b>	<b>3</b>	<b>31</b>	<b>34</b>	<b>10</b>	<b>9</b>	<b>52</b>	<b>8</b>	<b>12</b>	<b>4</b>	<b>1</b>	<b>1</b>	<b>8</b>			
<b>Technical Fouls: NONE</b>																			
<b>Biggest lead</b>		RIC		UNI		<b>Points from Turnovers</b>		RIC		UNI		<b>Period by Period Scoring</b>							
12 (2 <sup>nd</sup> 1:47)		5 (1 <sup>st</sup> 1:38)		Paint		24		34		1st		2nd		TOT					
<b>Best Scoring Run</b>		8 (2 <sup>nd</sup> 19:37)		8 (1 <sup>st</sup> 1:38)		<b>Second Chance</b>		4		2		RIC		28		32		60	
<b>Lead Changes</b>		5		<b>Fast Breaks</b>		4		6		UNI		27		25		52			
<b>Times Tied</b>		5		<b>Bench</b>		4		26		UNI		27		25		52			
<b>Time with Lead</b>		24:06		12:45															

NCAA		Official Basketball Box Score - Final										Game Time: 6:00 PM							
		Toledo at Richmond										Game Duration: 1:51							
		12/11/21 Robins Center, Richmond										Attendance: 6,592							
		2021-22 Men's Basketball										Officials: Matt Potter, Steve McKinnis, Alfred Smith							
<b>Toledo - 69</b>		<b>Record: 7-3</b>										<b>Shooting By Period</b>							
NO. Name	Min	FG	3P	FT	Rebounds	Fouls	TP	AS	TO	ST	Blocks	BS	BA	+	-				
4 Setric Milner Jr.	34:50	10-16	4-5	1-1	2	6	8	1	2	25	1	2	0	1	0				
32 JT Shumate	32:45	7-12	4-7	0-0	2	5	7	3	2	18	0	2	1	0	0				
0 Raheim Moss	26:20	2-5	0-2	0-0	1	6	7	4	0	4	1	1	0	0	2				
5 Ryan Rollins	34:21	2-12	1-4	0-0	0	5	5	3	1	5	6	5	2	1	0				
10 Ray J Dennis	36:20	5-7	1-2	2-6	0	6	6	3	5	13	5	1	1	0	0				
5 Nick Sherod	12:25	1-3	0-0	0-0	1	2	3	1	2	1	0	0	0	0	-15				
24 Keshawn Saunders	11:54	1-4	0-1	0-0	0	2	2	1	0	2	0	1	0	0	-12				
3 Elijah Wilson	11:05	0-0	0-0	0-0	0	2	2	0	0	0	1	0	0	0	-2				
Team																			
<b>Totals</b>		<b>28-59</b>	<b>10-21</b>	<b>3-7</b>	<b>6</b>	<b>35</b>	<b>41</b>	<b>17</b>	<b>11</b>	<b>69</b>	<b>15</b>	<b>14</b>	<b>4</b>	<b>2</b>	<b>1</b>	<b>-3</b>			
<b>Technical Fouls: NONE</b>																			
<b>Richmond - 72</b>		<b>Record: 6-4</b>										<b>Shooting By Period</b>							
NO. Name	Min	FG	3P	FT	Rebounds	Fouls	TP	AS	TO	ST	Blocks	BS	BA	+	-				
3 Tyler Burton	29:23	4-10	3-7	6-8	1	8	9	0	7	17	0	1	0	1	1				
4 Nathan Cayo	27:43	3-5	0-0	0-1	1	1	2	2	2	6	0	0	0	0	-7				
33 Grant Golden	25:11	3-10	0-2	1-2	2	5	7	1	7	3	4	0	0	0	-14				
00 Jacob Gilyard	35:42	4-12	4-9	1-2	0	3	3	3	2	13	0	5	0	0	10				
21 Isaiah Wilson	24:12	0-6	0-2	3-4	2	2	4	2	3	2	1	1	0	1	-16				
5 Nick Sherod	19:09	4-10	4-8	2-2	1	4	5	1	1	14	0	0	0	0	12				
13 Connor Crabtree	18:02	3-6	1-2	1-2	2	3	5	1	1	8	3	0	1	0	0				
15 Matt Grace	14:22	1-3	1-2	1-2	0	0	0	0	1	4	2	1	1	0	0				
2 Souleymane Koureissi	03:45	0-0	0-0	0-0	0	0	0	0	0	0	0	0	0	0	-5				
22 Andre Gustavson	02:31	0-0	0-0	0-0	0	0	0	0	0	0	0	0	0	0	-7				
Team																			
<b>Totals</b>		<b>22-62</b>	<b>13-32</b>	<b>15-23</b>	<b>9</b>	<b>27</b>	<b>36</b>	<b>11</b>	<b>17</b>	<b>72</b>	<b>17</b>	<b>7</b>	<b>8</b>	<b>1</b>	<b>2</b>	<b>3</b>			
<b>Technical Fouls: NONE</b>																			
<b>Biggest lead</b>		TOL		RIC		<b>Points from Turnovers</b>		TOL		RIC		<b>Period by Period Scoring</b>							
19 (2 <sup>nd</sup> 18:49)		7 (2 <sup>nd</sup> 7:38)		Paint		32		16		19		1st		2nd		TOT			
<b>Best Scoring Run</b>		13 (1 <sup>st</sup> 15:33)		17 (2 <sup>nd</sup> 13:45)		<b>Second Chance</b>		10		10		TOL		41		28		69	
<b>Lead Changes</b>		5		<b>Fast Breaks</b>		4		8		RIC		24		48		72			
<b>Times Tied</b>		5		<b>Bench</b>		4		26		TOL		24		48		72			
<b>Time with Lead</b>		31:38		05:37															

NCAA		Official Basketball Box Score - Final										Game Time: 6:30 PM			
		Richmond at NC State										Game Duration: 2:04			
		12/17/21 Spectrum Center, Charlotte, NC										Attendance: 5,084			
		2021-22 Men's Basketball										Officials: Jame Lucka, Mike Roberts, Tim Clougherty			
<b>Richmond - 83</b>		<b>Record: 7-4</b>										<b>Shooting By Period</b>			
NO. Name	Min	FG	3P	FT	Rebounds	Fouls	TP	AS	TO	ST	Blocks	BS	BA	+	-
3 Tyler Burton	28:01	6-11	2-4	2-4	1	7	8	3	3	16	1	1	0	0	1
4 Nathan Cayo	29:20	7-12	0-0	0-0	2	4	5	3	14	4	0	1	1	2	3
33 Grant Golden	31:31	8-15	0-3	3-3	0	7	3	19	2	3	0	0	0	0	2
0 Jacob Gilyard	39:06	3-7	1-4	6-6	0	6	6	2	3	13	0	2	0	0	8
21 Isaiah Wilson	37:06	3-3	2-2	1-2	0	2	2	3	2	9	1	2	0	0	10
5 Nick Sherod	19:06	1-6	1-4	0-1	0	2	2	1	1	3	0	0	1	0	-5
13 Connor Crabtree	06:54	0-1	0-1	0-0	0	0	0	0	0	0	0	0	0	0	1
15 Matt Grace	10:12	2-2	1-1	0-0	0	1	2	0	5	1	0	1	2	0	11
24 Dj Bailey	01:50	1-1	0-0	0-0	0	0	0	2	0	0	0	0	0	0	3
22 Andre Gustavson	06:54	0-1	0-0	2-2	0	0	0	1	2	2	0	1	0	0	-1
Team															
<b>Totals</b>		<b>31-59</b>	<b>7-19</b>	<b>14-18</b>	<b>6</b>	<b>27</b>	<b>33</b>	<b>21</b>	<b>19</b>	<b>83</b>	<b>19</b>	<b>10</b>	<b>5</b>	<b>3</b>	<b>9</b>
<b>Technical Fouls: NONE</b>															
<b>NC State - 74</b>		<b>Record: 7-4</b>										<b>Shooting By Period</b>			
NO. Name	Min	FG	3P	FT	Rebounds	Fouls	TP	AS	TO	ST	Blocks	BS	BA	+	-
4 Jerelco Hellems	38:41	2-6	1-3	7-10	1	3	4	3	6	12	1	1	3	0	1
21 Ebenezer Dowuona	31:03	2-3	0-0	1-2	4	4	8	3	1	5	0	0	0	0	-4
0 Terquavion Smith	33:01	4-14	1-5	9-10	2	2	2	5	18	0	2	0	0	0	-8
11 Dawson Seabron	35:55	8-16	1-2	4-10	5	8	13	3	6	21	3	3	0	2	-8
3 Cam Hayes	26:42	5-14	4-8	0-0	0	2	2	5	0	16	3	0	0	0	-3
11 Jaylon Gibson	08:57	1-1	0-0	0-0	0	0	0	1	0	1	0	1	0	0	-5
14 Casey Morsell	18:46	0-5	0-3	0-2	1	3	4	2	2	0	0	0	0	0	-6
5 Thomas Allen	02:45	0-0	0-0	0-0											

# BOX SCORES (GAMES 13-16)

**Bucknell at Richmond**  
 Official Basketball Box Score - Final  
 12/22/21 Robins Center, Richmond  
 2021-22 Men's Basketball  
 Game Time: 4:00 PM  
 Game Duration: 1:29  
 Attendance: 5,037  
 Officials: Lamar Simpson, Matt Potter, Clarence Moore

**Bucknell - 50**  
 Record: 9-9

NO. Name	Min	FG	3P	FT	Rebounds		Fouls		TP	AS	TO	ST	Blocks	BS	BA	+/-
					OR	DR	FF	FD								
32 Jake van der Heijden	28:33	3-7	1-3	0-0	1	2	2	0	7	2	0	1	2	0	0	-20
40 Alex Timmerman	24:51	4-9	1-2	0-0	2	4	6	0	1	9	0	3	1	0	2	-10
5 Elvin Edmonds IV	27:56	2-7	1-5	0-0	0	2	0	0	0	2	4	1	0	1	0	-32
10 Andrew Funk	33:10	3-11	0-4	0-0	0	3	0	0	0	8	2	0	2	1	0	-32
21 Xander Rice	32:03	3-5	2-3	2-2	0	1	1	1	2	10	3	6	2	0	0	-29
3 Malachi Rhodes	05:31	2-3	0-1	0-0	1	1	2	1	0	4	0	0	0	0	0	-2
11 Josh Adoh	10:43	1-3	1-1	0-0	0	0	0	2	1	3	1	1	0	0	0	-1
13 Josh Bascoe	10:41	1-3	0-0	0-0	1	3	4	0	0	2	1	1	0	0	0	-1
23 Andre Screen	17:48	2-6	0-0	0-0	4	4	1	1	4	1	1	0	0	0	0	-24
1 Ian Motta	07:53	0-0	0-0	0-0	0	1	1	0	1	0	0	0	0	0	0	-2
12 Brock Newton	00:51	0-0	0-0	0-0	0	0	0	0	0	0	0	0	0	0	0	-2
Team					0	3	3			0						
Totals	21:55	16-19	2-2	5	23	28	7	6	50	12	6	7	3	3	3	-31

Technical Fouls: NONE

Shooting By Period  
 1st FG%: 11.25 44.0%  
 3PT%: 4.9 44.4%  
 FT%: 0.0 0%  
 2nd FG%: 10.30 33.3%  
 3PT%: 2.10 20.0%  
 FT%: 2.2 100%  
 GM FG%: 21.55 38.2%  
 3PT%: 6.19 31.6%  
 FT%: 2.2 100.0%  
 Dead Ball Rebounds: 0

**Richmond - 81**  
 Record: 9-4

NO. Name	Min	FG	3P	FT	Rebounds		Fouls		TP	AS	TO	ST	Blocks	BS	BA	+/-
					OR	DR	FF	FD								
3 Tyler Burton	30:03	7-11	1-3	0-0	3	4	7	0	2	15	2	1	1	1	1	28
4 Nathan Cayo	14:57	4-7	0-0	0-0	1	1	1	0	1	9	0	3	2	0	1	7
33 Grant Golden	27:33	10-12	2-3	0-0	1	2	8	1	0	22	3	3	3	1	0	27
00 Jacob Gilyard	34:48	1-5	0-4	0-0	0	5	5	0	0	2	11	0	5	0	0	28
21 Isaiah Wilson	19:36	0-2	0-2	0-0	1	1	2	1	1	0	1	0	0	0	0	9
5 Nick Sherod	19:08	5-14	0-1	0-0	2	0	2	1	0	15	0	0	1	0	1	12
15 Matt Grace	10:21	1-3	0-1	2-2	0	2	1	1	4	0	0	1	1	0	2	
12 Soulymarna Kouressal	08:37	1-2	0-0	0-0	1	0	1	0	0	2	1	0	0	0	0	9
13 Connor Crabtree	11:09	2-4	1-3	0-0	0	4	4	1	0	5	2	0	1	0	0	12
24 DJ Bailey	09:17	1-2	0-1	1-2	0	0	0	2	3	0	0	0	0	0	1	
22 Andre Gustavson	09:01	1-1	0-0	0-0	2	2	1	0	0	2	1	0	0	0	0	10
11 Marcus Randolph	02:06	1-1	0-0	0-0	0	0	0	0	0	2	0	0	0	0	0	2
10 Sullivan Kujju	00:51	0-0	0-0	0-0	0	0	0	0	0	0	0	0	0	0	0	2
25 Quentin Southall	00:51	0-0	0-0	0-0	0	0	0	0	0	0	0	0	0	0	0	2
31 Jordan Gainley	00:51	0-0	0-0	0-0	0	0	0	0	0	0	0	0	0	0	0	2
34 Gabe Arizin	00:51	0-0	0-0	0-0	0	1	1	0	0	0	0	0	0	0	0	2
Team					1	2				0						
Totals	34:04	19-28	4-6	8	29	37	6	7	81	22	8	14	3	3	3	31

Technical Fouls: NONE

Shooting By Period  
 1st FG%: 15.31 48.4%  
 3PT%: 3.14 21.4%  
 FT%: 4.6 66.7%  
 2nd FG%: 19.33 57.6%  
 3PT%: 6.14 42.9%  
 FT%: 0.0 0%  
 GM FG%: 34.64 53.1%  
 3PT%: 9.28 32.1%  
 FT%: 4.6 66.7%  
 Dead Ball Rebounds: 0

Points from Turnovers: 28 (2nd 9:49)  
 Points from Paint: 34 (2nd 8:41)  
 Second Chance: 6  
 Fast Breaks: 2  
 Bench: 06:23

Period by Period Scoring  
 1st 2nd TOT  
 BUCK 26 24 50  
 RICH 37 44 81

**Saint Joseph's - 83**  
 Official Basketball Box Score - Final  
 12/20/21 Robins Center, Richmond  
 2021-22 Men's Basketball  
 Game Time: 7:00 PM  
 Game Duration: 1:56  
 Attendance: 5,003  
 Officials: Ted Valentino, Bert Smith, Brett Smith

**Richmond - 56**  
 Record: 9-5 (0-1)

NO. Name	Min	FG	3P	FT	Rebounds		Fouls		TP	AS	TO	ST	Blocks	BS	BA	+/-
					OR	DR	FF	FD								
3 Tyler Burton	30:23	3-10	1-6	4-4	2	4	6	1	3	11	0	1	1	0	0	-37
4 Nathan Cayo	20:33	2-5	0-0	0-0	2	0	2	1	1	4	1	0	0	0	1	0
33 Grant Golden	25:49	5-17	2-7	2-2	0	7	7	0	1	14	3	1	0	0	2	-21
00 Jacob Gilyard	35:52	2-10	0-3	0-0	0	4	4	0	4	6	1	4	0	0	0	-27
21 Isaiah Wilson	19:49	2-5	0-1	1-2	0	1	1	4	1	5	0	3	0	0	0	-18
5 Nick Sherod	21:09	2-9	2-7	2-2	2	0	2	2	2	8	0	0	0	0	0	-24
15 Matt Grace	13:36	2-9	1-6	0-0	1	2	3	0	1	5	0	0	0	0	2	-5
13 Connor Crabtree	11:07	0-4	0-3	0-0	0	3	3	1	0	0	0	0	0	0	0	9
22 Andre Gustavson	08:54	1-1	0-0	0-0	0	2	2	0	0	2	0	1	0	0	0	-1
24 DJ Bailey	12:48	1-2	0-0	1-2	0	1	1	2	3	0	1	1	0	0	0	-12
Team					2	5				0						
Totals	20:72	6-33	10-12	10	26	36	15	10	56	10	5	9	3	3	27	

Technical Fouls: Reynolds II 2nd 2:53

Shooting By Period  
 1st FG%: 12.33 36.4%  
 3PT%: 3.13 23.1%  
 FT%: 5.6 20.5%  
 2nd FG%: 8.39 20.5%  
 3PT%: 3.20 15.0%  
 FT%: 5.6 23.3%  
 GM FG%: 20.72 27.8%  
 3PT%: 6.33 18.2%  
 FT%: 10.12 33.4%  
 Dead Ball Rebounds: 0

Points from Turnovers: 28 (2nd 9:49)  
 Points from Paint: 34 (2nd 8:41)  
 Second Chance: 6  
 Fast Breaks: 2  
 Bench: 06:23

Period by Period Scoring  
 1st 2nd TOT  
 SJU 38 45 83  
 RIC 32 24 56

**Richmond at Saint Louis**  
 Official Basketball Box Score - Final  
 01/02/22 Chalet Arena, St. Louis  
 2021-22 Men's Basketball  
 Game Time: 1:00 PM  
 Game Duration: 1:54  
 Attendance: 4,825  
 Officials: Mike Robert, Pat Driscoll, Lamar Simpson

**Richmond - 69**  
 Record: 9-6 (0-2)

NO. Name	Min	FG	3P	FT	Rebounds		Fouls		TP	AS	TO	ST	Blocks	BS	BA	+/-
					OR	DR	FF	FD								
3 Tyler Burton	34:36	5-13	2-4	12-14	3	9	12	4	9	24	1	2	1	0	1	-11
4 Nathan Cayo	31:59	3-9	0-0	0-0	5	6	11	1	1	6	4	0	1	0	0	-1
33 Grant Golden	30:58	6-14	1-2	1-2	2	8	10	2	3	14	3	0	2	0	0	1
00 Jacob Gilyard	38:59	5-12	2-7	0-0	2	2	4	2	0	12	4	2	4	0	2	-9
21 Isaiah Wilson	30:19	2-7	0-1	1-2	0	2	2	2	5	2	3	1	0	1	0	-9
5 Nick Sherod	10:29	0-2	0-1	0-0	0	1	1	0	0	0	0	0	0	0	0	1
15 Matt Grace	10:50	2-6	1-4	1-2	0	1	1	3	2	6	1	0	0	0	0	-5
13 Connor Crabtree	07:17	1-2	0-1	0-0	0	1	1	0	0	2	0	0	0	0	0	2
24 DJ Bailey	02:04	0-0	0-0	0-0	0	1	1	0	0	0	0	0	0	0	0	-3
22 Andre Gustavson	02:29	0-0	0-0	0-0	0	1	1	0	0	0	0	0	0	0	0	0
Team					2	2				0						
Totals	24:05	6-20	15-20	14	32	48	16	17	69	15	11	7	2	4	7	

Technical Fouls: NONE

Shooting By Period  
 1st FG%: 13.36 36.1%  
 3PT%: 1.10 10.0%  
 FT%: 4.6 66.7%  
 2nd FG%: 11.29 37.9%  
 3PT%: 5.10 50.0%  
 FT%: 11.14 78.6%  
 GM FG%: 24.65 36.9%  
 3PT%: 6.20 30.0%  
 FT%: 15.20 75.0%  
 Dead Ball Rebounds: 3

Points from Turnovers: 28 (2nd 9:49)  
 Points from Paint: 34 (2nd 8:41)  
 Second Chance: 6  
 Fast Breaks: 2  
 Bench: 06:23

Period by Period Scoring  
 1st 2nd TOT  
 RICH 37 44 81  
 SLU 36 40 76

**Massachusetts at Richmond**  
 Official Basketball Box Score - Final  
 01/02/22 Robins Center, Richmond  
 2021-22 Men's Basketball  
 Game Time: 7:00 PM  
 Game Duration: 1:46  
 Attendance: 5,004  
 Officials: Earl Walton, Doug Simons, Steve Anderson

**Massachusetts - 72**  
 Record: 7-6 (0-1)

NO. Name	Min	FG	3P	FT	Rebounds		Fouls		TP	AS	TO	ST	Blocks	BS	BA	+/-
					OR	DR	FF	FD								
0 Trent Bultrick	34:58	5-12	3-5	1-2	1	6	7	0	2	16	2	2	1	0	0	-5
10 Greg Jones	18:46	1-4	0-1	0-0	2	3	5	3	2	0	0	0	0	0	0	-10
11 Noah Fernandes	28:28	4-9	2-2	0-0	0	2	2	0	5	11	1	3	0	0	0	1
12 C.J. Kelly	32:03	5-12	2-6	4-4	1	2	3	2	2	16	1	5	1	0	0	-9
22 Rich Kelly	36:48	8-12	4-5	0-0	0	0	2	2	20	5	3	1	0	0	0	-10
24 Michael Steadman	23:32	3-10	0-0	2-4	2	7	9	2	3	8	1	1	0	0	0	-4
3 Koton Mitchell	15:46	0-0	0-0	0-0	3	0	3	0	0	0	0	0	0	0	0	3
45 Dyonore Dominguez	09:41	0-2	0-1	0-0	0	0	0	0	0	0	0	0	0	0	0	-8
Team					1	2				0						
Totals	27:61	11-20	7-10	7	26	33	14	10	72	10	15	6	1	0	0	-8

Technical Fouls: NONE

Shooting By Period  
 1st FG%: 22.34 64.7%  
 3PT%: 6.16 37.5%  
 FT%: 0.2 0%  
 2nd FG%: 9.24 37.5%  
 3PT%: 6.8 75.0%  
 FT%: 7.10 70%  
 GM FG%: 27.61 44.3%  
 3PT%: 11.20 55.0%  
 FT%: 7.10 70.0%  
 Dead Ball Rebounds: 0

Points from Turnovers: 28 (2nd 9:49)  
 Points from Paint: 34 (2nd 8:41)  
 Second Chance: 6  
 Fast Breaks: 2  
 Bench: 06:23

Period by Period Scoring  
 1st 2nd TOT  
 MASS 31

# BOX SCORES (GAMES 17-20)

Official Basketball Box Score - Final  
**Davidson at Richmond**  
 01/14/22 Robins Center, Richmond  
 2021-22 Men's Basketball

Game Time: 9:00 PM  
 Game Duration: 2:04  
 Attendance: 6,471

Officials: Ron Groover, Pat Driscoll, Bert Smith

Davidson - 87 Record: 14-2 (4-0)

NO. Name	Min	FG		3P		FT		Rebounds		Fouls		TP	AS	TO	ST	Blocks		+/-
		M/A	A/A	M/A	A/A	OR	DR	PF	FO	BS	BA							
3 Sam Mennenga	F 23:35	1-2	0-0	1-2	4-4	8	1	2	3	2	2	0	0	0	0	0	0	-7
35 Luka Brakjovic	F 32:47	5-9	1-2	2-2	4-7	11	2	1	13	5	3	0	0	0	0	0	14	
0 Foster Loyer	G 33:23	5-14	1-7	5-5	0	7	7	4	16	5	2	1	0	2	7			
1 Hyunjung Lee	G 35:09	7-12	2-5	3-3	2	6	8	1	5	19	2	6	2	0	0	6		
13 Michael Jones	G 31:38	9-12	8-9	3-4	1	3	4	1	3	29	1	0	0	0	0	12		
4 Desmond Watson	15:06	1-4	0-0	0-0	0	0	0	0	1	3	1	2	0	0	0	-13		
5 Grant Huffman	13:14	2-2	0-0	0-0	0	0	0	1	0	4	0	0	0	0	0	-1		
23 Nelson Boachie-Yiadom	15:08	0-1	0-0	0-0	0	0	0	2	0	2	0	0	1	0	-3			
Team					1	0	1											
Totals		30-56	13-27	14-16	12	27	39	12	16	87	18	16	3	1	2	3		

Shooting By Period  
 1st FG% 15-30 50.0%  
 3PT% 9-14 64.3%  
 FT% 2-2 100%  
 2nd FG% 12-29 41.4%  
 3PT% 4-13 30.8%  
 FT% 12-14 85.7%  
 GM FG% 30-56 53.6%  
 3PT% 13-27 48.1%  
 FT% 14-16 87.5%

Dead Ball Rebounds: 2, 1

Technical Fouls: NONE

NO. Name	Min	FG		3P		FT		Rebounds		Fouls		TP	AS	TO	ST	Blocks		+/-
		M/A	A/A	M/A	A/A	OR	DR	PF	FO	BS	BA							
3 Tyler Burton	F 30:49	2-9	2-4	3-4	2	1	3	2	2	9	0	0	2	1	1	-3		
4 Nathan Cayo	F 22:32	4-5	0-0	0-0	3	1	4	2	0	8	0	0	1	0	0	-7		
33 Grant Golden	F 27:45	4-13	0-4	4-4	1	4	5	1	3	12	4	3	1	0	-16			
00 Jacob Gilyard	G 38:11	8-13	5-9	7-9	0	4	4	1	4	28	5	0	3	0	0	-2		
21 Isaiah Wilson	G 10:52	0-1	0-1	0-0	0	0	0	0	0	3	0	0	0	0	0	-8		
5 Nick Sherod	25:03	7-12	5-10	1-1	0	2	2	3	2	20	0	0	0	0	5			
15 Matt Grace	11:55	0-3	0-2	0-0	0	0	0	0	0	0	0	0	0	0	11			
22 Andre Gustavson	29:28	2-4	0-2	1-2	0	1	1	3	1	5	1	0	2	1	0	-7		
13 Connor Crabtree	03:25	1-1	0-0	0-0	0	0	0	1	0	2	0	2	0	0	-2			
Team					2	1	3											
Totals		28-61	12-32	16-20	8	14	22	16	12	84	11	5	9	2	1	-3		

Shooting By Period  
 1st FG% 15-30 50.0%  
 3PT% 5-16 31.3%  
 FT% 4-6 66.7%  
 2nd FG% 13-31 41.9%  
 3PT% 7-16 43.8%  
 FT% 12-14 85.7%  
 GM FG% 28-61 46.1%  
 3PT% 12-32 37.5%  
 FT% 16-20 80.0%

Dead Ball Rebounds: 1, 0

Technical Fouls: NONE

Biggest lead	DAV	RICH	Points from Turnovers	RICH		DAV		Period by Period Scoring	
				1st	2nd	TOT	1st	2nd	TOT
Best Scoring Run	14 (1st 14:52)	8 (2nd 13:51)	Paint	28	24	DAV	47	40	87
Lead Changes	4	3	Second Chance	11	9	RICH	39	45	84
Times Tied	9	7	Fast Breaks	9	7				
Time with Lead	24:46	11:44	Bench	7	27				

Official Basketball Box Score - Final  
**Richmond at Fordham**  
 01/18/22 Ross Hill Gym, Bronx, N.Y.  
 2021-22 Men's Basketball

Game Time: 8:00 PM  
 Game Duration: 1:53  
 Attendance: 6,209

Officials: Jerry Heater, Greg Evans, Tim Kelly

Richmond - 83 Record: 11-7 (2-3)

NO. Name	Min	FG		3P		FT		Rebounds		Fouls		TP	AS	TO	ST	Blocks		+/-
		M/A	A/A	M/A	A/A	OR	DR	PF	FO	BS	BA							
3 Tyler Burton	F 35:59	2-8	0-2	3-4	0	5	5	2	5	7	3	4	0	0	1	14		
4 Nathan Cayo	F 22:09	6-9	0-0	1-5	4	2	6	1	4	13	2	0	2	1	1	17		
33 Grant Golden	F 20:11	4-11	0-3	3-3	0	3	3	1	3	11	0	0	0	0	0	10		
00 Jacob Gilyard	G 40:00	11-15	6-10	3-3	2	1	3	2	2	31	2	2	3	0	1	13		
22 Andre Gustavson	G 29:20	2-2	0-0	7-8	1	6	7	2	5	11	1	2	2	1	0	14		
5 Nick Sherod	21:52	2-8	0-4	0-0	1	0	1	2	0	4	1	0	0	0	0	-5		
15 Matt Grace	19:49	1-3	1-2	0-0	0	0	1	1	3	3	1	2	1	0	0	-3		
21 Isaiah Wilson	03:07	0-1	0-0	0-0	0	0	0	1	0	3	0	1	1	0	0	-4		
13 Connor Crabtree	07:33	1-1	1-1	0-0	0	0	0	1	0	3	0	0	1	0	0	-3		
Team					0	4	4											
Totals		29-58	8-23	17-23	8	21	29	12	20	83	13	11	9	3	3	13		

Shooting By Period  
 1st FG% 13-27 48.1%  
 3PT% 5-14 35.7%  
 FT% 2-2 100%  
 2nd FG% 14-25 56.0%  
 3PT% 3-8 37.5%  
 FT% 15-21 71.4%  
 GM FG% 29-58 50.0%  
 3PT% 8-23 34.8%  
 FT% 17-23 73.9%

Dead Ball Rebounds: 2, 0

Technical Fouls: Gilyard 2nd 20:00

Fordham - 70 Record: 9-7 (2-2)

NO. Name	Min	FG		3P		FT		Rebounds		Fouls		TP	AS	TO	ST	Blocks		+/-
		M/A	A/A	M/A	A/A	OR	DR	PF	FO	BS	BA							
1 Chuba Ohams	F 32:45	5-8	0-0	0-0	2	9	11	3	1	10	1	7	0	1	0	-7		
3 Darius Quisenberry	G 37:28	8-15	3-9	4-7	1	4	5	3	7	23	8	4	1	0	0	-17		
10 Kyle Rose	G 37:20	6-9	4-7	0-0	2	2	3	0	16	2	3	3	0	0	-4			
21 Josh Colon-Navarro	G 32:35	1-5	1-4	0-0	0	0	0	1	1	3	4	0	1	0	-7			
24 Antrell Charlton	G 28:21	4-8	3-5	2-2	0	3	4	2	13	3	2	0	1	1	-17			
30 Abdou Tambala	10:22	0-2	0-0	0-0	0	4	7	0	0	0	0	0	0	0	-2			
0 Kam/Ron Cunningham	07:41	0-2	0-0	0-0	0	0	0	2	0	0	0	0	0	0	-1			
23 Patrick Kelly	10:43	1-3	1-3	0-0	1	2	1	0	3	0	0	0	1	0	-4			
50 Ahmad Harrison	02:45	1-1	0-0	0-0	1	0	1	0	2	2	0	0	0	0	-3			
Team					2	2	2											
Totals		26-53	12-29	6-9	8	25	33	20	11	70	17	22	5	3	3	-13		

Shooting By Period  
 1st FG% 15-30 50.0%  
 3PT% 5-16 31.3%  
 FT% 4-6 66.7%  
 2nd FG% 13-31 41.9%  
 3PT% 7-16 43.8%  
 FT% 12-14 85.7%  
 GM FG% 26-53 49.1%  
 3PT% 12-29 41.4%  
 FT% 6-9 66.7%

Dead Ball Rebounds: 1, 0

Technical Fouls: NONE

Biggest lead	RIC	FOR	Points from Turnovers	RIC		FOR		Period by Period Scoring	
				1st	2nd	TOT	1st	2nd	TOT
Best Scoring Run	10 (2nd 3:51)	5 (1st 14:54)	Paint	28	28	RIC	37	46	83
Lead Changes	5	7	Second Chance	11	7	FOR	33	37	70
Times Tied	7	7	Fast Breaks	7	5				
Time with Lead	21:29	11:32	Bench	10	5				

Official Basketball Box Score - Final  
**Richmond at La Salle**  
 01/22/22 Tom Coia Arena, Philadelphia  
 2021-22 Men's Basketball

Game Time: 4:35 PM  
 Game Duration: 1:51  
 Attendance: 2,137

Officials: Jeffery Clark, Justin Porterfield, Michael Lucke

Richmond - 64 Record: 12-7 (3-3)

NO. Name	Min	FG		3P		FT		Rebounds		Fouls		TP	AS	TO	ST	Blocks		+/-
		M/A	A/A	M/A	A/A	OR	DR	PF	FO	BS	BA							
3 Tyler Burton	F 26:52	2-6	2-4	6-7	0	3	3	2	5	12	0	0	2	0	0	5		
4 Nathan Cayo	F 29:45	9-11	0-0	0-1	3	4	2	1	18	1	0	1	0	1	4			
33 Grant Golden	F 27:12	7-15	0-3	4-5	0	5	5	1	18	1	1	2	0	0	10			
00 Jacob Gilyard	G 40:00	2-6	1-5	1-2	0	2	2	1	3	6	7	1	2	1	8			
22 Andre Gustavson	G 32:53	3-5	0-1	2-2	0	5	5	2	3	8	1	3	5	1	15			
5 Nick Sherod	10:59	0-3	0-2	0-0	0	1	1	1	0	0	1	1	0	0	0			
15 Matt Grace	16:45	1-3	0-1	0-0	1	3	4	2	2	0	0	0	0	0	2			
21 Isaiah Wilson	05:09	0-2	0-2	0-0	0	1	1	2	0	0	0	0	0	0	-6			
2 Souleymane Kouressi	02:51	0-1	0-0	0-0	0	0	0	0	0	0	0	1	0	0	-1			
13 Connor Crabtree	01:58	0-0	0-0	0-0	0	0	0	0	0	0	0	0	0	0	-1			
11 Marcus Randolph	05:36	0-1	0-1	0-0	0	0	0	0	0	0	0	0	0	0	-4			
Team					2	1	3											
Totals		24-53	3-19	13-17	4	24	28	13	17	64	12	8	12	2	4	8		

Shooting By Period  
 1st FG% 13-31 41.9%  
 3PT% 1-10 10.0%  
 FT% 4-5 80%  
 2nd FG% 11-22 50.0%  
 3PT% 2-9 22.2%  
 FT% 9-12 75%  
 GM FG% 24-53 45.3%  
 3PT% 3-19 15.8%  
 FT% 13-17 76.5%

Dead Ball Rebounds: 0, 0

Technical Fouls: NONE

La Salle - 56 Record: 6-10 (1-5)

NO. Name	Min	FG		3P		FT		Rebounds		Fouls		TP	AS	TO	ST	Blocks		+/-
		M/A	A/A	M/A	A/A	OR	DR	PF	FO	BS	BA							
14 Mamadou Doucoure	F 16:29	1-3	0-0	0-0	0	1	1	0	0	0	0	0	0	0	0	-3		
21 Clifton Moore	F 35:48	9-12	0-0	1-2	3	9	12	0	3	19	0	2	1	2	0	9		
5 Jack Clark	G 35:14	4-13	0-5	5-5	2	6	8	1	3	13	3	4	0	0	1	-6		
10 Josh Nekebergy	G 28:57	3-9	1-4	2-2	0	5	5	3	4	9	3	3	0	0	-6			
55 Khali Brantley	G 15:57	1-4	0-1	0-0	0	0												

# BOX SCORES (GAMES 21-24)

Official Basketball Box Score - Final															Game Time: 4:00 PM				
VCU at Richmond															Game Duration: 2:04				
01/29/22 Robins Center, Richmond															Attendance: 7,201				
2021-22 Men's Basketball															Officials: Tony Crisp, Dwayne Gladson, Tim Kelly				
VCU - 64															Record: 13-6 (6-2)				
NO.	Name	Min	FG	3P	FT	Rebounds	Fouls	TP	AS	TO	ST	Blocks	BS	BA	+/-	Shooting By Period			
10	Vince Williams	F 37:15	9-13	3-6	1-3	1 9	10	3	6	22	8	2	1	2	0	4	1 <sup>st</sup> FG%: 14-31 45.2%		
34	Lavi Stockard III	F 05:44	0-2	0-0	0-0	1 1	2	0	0	0	0	4	0	0	1	-5	FT%: 1-3 33.3%		
1	Adrian Baldwin Jr.	G 31:18	3-8	1-2	2-2	0 3	3	5	2	9	6	3	3	0	0	3	2 <sup>nd</sup> FG%: 14-24 58.3%		
11	Keshawn Curry	G 33:46	5-11	0-1	0-0	0 4	4	4	0	10	2	3	1	1	0	1	3 <sup>rd</sup> FG%: 1-4 25.0%		
23	Jayden Nunn	G 31:52	1-5	0-1	1-2	0 0	0	3	3	3	0	1	1	0	1	5	FT%: 3-4 75%		
20	Hason Ward	25:06	7-10	0-0	0-0	4 6	10	4	1	14	0	1	1	0	1	10	GM FG%: 28-55 50.9%		
5	Marcus Teahon	09:41	0-1	0-0	0-0	1 0	1	0	0	0	0	1	0	0	0	-4	3 <sup>rd</sup> FT%: 4-10 40.0%		
4	Jalen DeLoach	12:52	3-5	0-0	0-0	2 3	1	0	6	0	1	0	0	0	0	-6	FT%: 4-7 57.1%		
24	Nick Kern	01:09	0-0	0-0	0-0	0 0	0	0	0	0	0	0	0	0	0	-2	Dead Ball Rebounds: 1, 1		
2	Mikeal Brown-Jones	04:09	0-0	0-0	0-0	1 0	1	0	0	0	0	2	0	1	0	4			
33	Josh Banks	07:08	0-0	0-0	0-0	0 0	0	0	0	0	0	0	1	0	0	0			
Team						1 2		3		0		0		1					
Totals						28-55		4-10		4-7		10		27		37		Technical Fouls: NONE	
Richmond - 62															Record: 13-8 (4-4)				
NO.	Name	Min	FG	3P	FT	Rebounds	Fouls	TP	AS	TO	ST	Blocks	BS	BA	+/-	Shooting By Period			
3	Tyler Burton	F 33:46	1-12	0-5	3-5	2 2	4	1	8	5	2	1	2	1	1	0	1 <sup>st</sup> FG%: 10-28 35.7%		
4	Nathan Cayo	F 20:30	4-5	0-0	1-3	3 1	4	3	2	9	0	3	0	0	0	1	3 <sup>rd</sup> FT%: 6-9 66.7%		
33	Grant Golden	F 32:24	7-9	0-0	4-6	5 4	9	0	4	18	1	3	2	1	2	8	2 <sup>nd</sup> FG%: 12-34 35.3%		
00	Jacob Gilyard	G 40:00	5-16	2-8	2-3	0 3	3	2	2	14	6	0	3	0	0	-2	3 <sup>rd</sup> FT%: 1-12 8.3%		
22	Andre Gustavson	G 29:26	2-8	0-1	0-0	3 6	9	3	0	4	0	2	1	0	0	-9	FT%: 8-12 66.7%		
5	Nick Sherod	20:50	3-10	2-7	0-0	0 2	2	0	0	8	0	2	1	0	0	0	GM FG%: 22-42 52.4%		
15	Matt Grace	09:57	0-1	0-1	2-2	3 0	3	1	2	2	1	0	2	1	1	-14	3 <sup>rd</sup> FT%: 4-22 18.2%		
21	Isiah Wilson	10:32	0-0	0-0	2-2	0 0	0	2	2	2	0	1	1	0	0	-7	FT%: 14-21 66.7%		
11	Marcus Randolph	02:35	0-1	0-0	0-0	0 0	0	0	0	0	0	1	0	0	0	-1	Dead Ball Rebounds: 2, 0		
Team						1		2		0		0		0					
Totals						22-62		4-22		14-21		17		19		36		Technical Fouls: NONE	
Biggest lead		VCU		RIC		Points from Turnovers		VCU		RIC		Period by Period Scoring		1st		2nd		TOT	
Best Scoring Run		9 (2 <sup>nd</sup> 15:50)		2 (1 <sup>st</sup> 19:34)		Paint		40		34		VCU		32		32		64	
Lead Changes		3		6		Second Chance		5		18		RIC		29		33		62	
Times Tied		6		3		Fast Breaks		9		13		Bench		20		12			
Time with Lead		32:51		03:03		Bench		20		12									

Official Basketball Box Score - Final															Game Time: 7:00 PM				
Richmond at Duquesne															Game Duration: 1:44				
02/01/22 UPMC Cooper Fieldhouse, Pittsburgh, Pa.															Attendance: 2,111				
2021-22 Duquesne Men's Basketball															Officials: Ted Valentine, John Gathway, Brent Hampton				
Richmond - 74															Record: 14-8 (5-4)				
NO.	Name	Min	FG	3P	FT	Rebounds	Fouls	TP	AS	TO	ST	Blocks	BS	BA	+/-	Shooting By Period			
3	Tyler Burton	F 31:33	5-13	3-7	5-8	3 9	12	0	5	18	3	1	0	1	1	15	1 <sup>st</sup> FG%: 14-30 46.7%		
4	Nathan Cayo	F 26:37	5-8	0-0	2-0	2 0	2	2	1	10	1	0	0	0	0	24	3 <sup>rd</sup> FT%: 6-13 46.2%		
33	Grant Golden	F 21:34	3-4	0-1	1-2	0 7	7	1	2	7	4	3	1	1	0	11	FT%: 1-2 50%		
00	Jacob Gilyard	G 34:44	5-8	4-7	3-3	0 2	2	1	3	17	3	2	4	0	0	17	2 <sup>nd</sup> FG%: 12-22 54.5%		
22	Andre Gustavson	G 27:29	3-6	3-4	0-0	0 0	0	1	1	9	1	1	0	0	1	3	3 <sup>rd</sup> FT%: 7-11 63.6%		
5	Nick Sherod	13:14	2-7	2-3	0-0	1 1	2	1	0	6	2	0	0	0	0	-3	FT%: 8-12 66.7%		
15	Matt Grace	18:26	1-1	0-0	0 3	3	0	0	2	3	1	1	1	1	0	6	GM FG%: 26-52 50.0%		
21	Isiah Wilson	17:47	2-3	1-2	0-0	0 2	2	2	1	5	1	1	2	1	0	14	3 <sup>rd</sup> FT%: 13-24 54.2%		
11	Marcus Randolph	05:58	0-2	0-0	0-0	0 0	0	2	0	0	1	1	0	0	0	-1	FT%: 9-14 64.3%		
2	Souleymane Koureissi	02:38	0-0	0-0	0-0	0 0	0	0	0	0	0	0	0	0	0	-1	Dead Ball Rebounds: 3, 0		
Team						3		4		0		2		0					
Totals						26-52		13-24		9-14		9		25		34		Technical Fouls: NONE	
Duquesne - 57															Record: 6-13 (1-6)				
NO.	Name	Min	FG	3P	FT	Rebounds	Fouls	TP	AS	TO	ST	Blocks	BS	BA	+/-	Shooting By Period			
35	Kevin Easley	F 29:00	3-8	0-4	0-0	4 4	8	0	1	6	3	1	2	0	0	-20	1 <sup>st</sup> FG%: 14-31 45.2%		
4	Tre Williams	C 32:00	5-11	0-2	0-1	5 2	7	2	4	10	0	0	0	0	2	-16	3 <sup>rd</sup> FT%: 4-11 36.4%		
1	Tyson Acuff	G 22:25	2-4	1-3	0-0	1 1	2	1	0	5	0	1	0	0	0	-6	FT%: 0-0 0%		
2	Toby Okani	G 24:26	5-7	0-1	3-4	1 3	4	2	3	13	0	0	1	1	0	-5	2 <sup>nd</sup> FG%: 10-30 33.3%		
23	Primo Spears	G 30:45	2-9	1-3	0-0	0 4	4	3	0	5	7	3	0	0	1	-20	3 <sup>rd</sup> FT%: 0-10 0.0%		
0	Leon Ayers III	23:30	5-12	2-5	2-2	1 1	2	1	1	14	0	3	0	1	0	-8	GM FG%: 24-61 39.3%		
5	Jackie Johnson III	21:47	2-7	0-3	0-0	2 2	0	1	4	2	1	1	0	1	-14	3 <sup>rd</sup> FT%: 4-21 19.0%			
55	Mounir Hima	10:51	0-3	0-0	0-0	1 2	3	4	0	0	0	0	0	1	1	1	FT%: 5-7 71.4%		
22	Mike Bekeja	02:38	0-0	0-0	0-0	0 0	0	0	0	0	0	0	0	0	0	2	Dead Ball Rebounds: 1, 0		
30	Davis Larson	02:38	0-0	0-0	0-0	0 0	0	0	0	0	0	0	0	0	0	1			
Team						0		0		0		0		1					
Totals						24-61		4-21		5-7		13		19		32		Technical Fouls: NONE	
Biggest lead		RIC		DUQ		Points from Turnovers		14		11		Period by Period Scoring		1st		2nd		TOT	
Best Scoring Run		12 (2 <sup>nd</sup> 11:46)		9 (1 <sup>st</sup> 8:21)		Paint		26		34		RIC		35		39		74	
Lead Changes		3		3		Second Chance		3		10		DUQ		32		25		57	
Times Tied		1		2		Fast Breaks		2		7									
Time with Lead		20:56		16:55		Bench		13		18									



# SPIDERS SEASON RANKS

## TEAM RANKS

Statistic	National Rank	Conference Rank	Value
3-pt Field Goal Attempts (350 ranked)	35	1	562
Assist Turnover Ratio (350 ranked)	4	1	1.63
Assists Per Game (350 ranked)	33	1	16.0
Blocked Shots Per Game (350 ranked)	298	13	2.3
Defensive Rebounds per Game (350 ranked)	230	10	24.73
Fewest Fouls (350 ranked)	55	4	302
Fewest Turnovers (350 ranked)	27	2	215
Field-Goal Percentage (350 ranked)	144	6	44.8
Field-Goal Percentage Defense (350 ranked)	269	12	44.5
Free Throw Attempts (350 ranked)	138	4	373
Free Throws Made (350 ranked)	152	4	263
Free-Throw Percentage (350 ranked)	193	6	70.5
Offensive Rebounds Per Game (350 ranked)	298	13	8.23
Personal Fouls Per Game (350 ranked)	12	2	13.7
Rebound Margin (350 ranked)	311	12	-3.7
Scoring Defense (350 ranked)	195	9	69.5
Scoring Margin (350 ranked)	156	6	4.0
Scoring Offense (350 ranked)	130	4	73.5
Steals Per Game (350 ranked)	41	2	8.5
Three Pt FG Defense (350 ranked)	267	9	35.1
Three-Point Field Goals Per Game (350 ranked)	72	5	8.7
Three-Point Field-Goal Percentage (350 ranked)	174	8	34.0
Total 3-point FGM (350 ranked)	47	3	191
Total Assists (350 ranked)	22	1	351
Total Blocks (350 ranked)	275	13	51
Total Rebounds (350 ranked)	196	5	725
Total Rebounds Per Game (350 ranked)	290	12	32.95
Total Steals (350 ranked)	21	1	186
Turnover Margin (346 ranked)	26	1	3.9
Turnovers Forced (350 ranked)	133	5	13.64
Turnovers Per Game (350 ranked)	11	1	9.8
Won-Lost Percentage (350 ranked)	104	6	63.6

## INDIVIDUAL RANKS

Statistic	Player	National Rank	Conference Rank	Value
3-pt Field Goal Attempts (350 ranked)	Jacob Gilyard	48	2	150
	Nick Sherod	213	11	117
	Tyler Burton	281	14	109
Assist Turnover Ratio (349 ranked)	Jacob Gilyard	5	1	3.59
	Grant Golden	265	13	1.45
Assists Per Game (350 ranked)	Jacob Gilyard	12	3	6.0
	Grant Golden	311	15	3.1
Blocked Shots Per Game (345 ranked)				
Defensive Rebounds per Game (348 ranked)	Tyler Burton	86	5	5.68
	Grant Golden	127	8	5.36
Double Doubles (262 ranked)	Tyler Burton	74	5	5
	Jacob Gilyard	262	21	2
	Grant Golden	262	21	2
Field-Goal Percentage (317 ranked)	Grant Golden	65	5	52.3
	Tyler Burton	174	11	46.0
Free Throw Attempts (348 ranked)	Tyler Burton	56	1	109
Free Throws Made (346 ranked)	Tyler Burton	54	1	85
	Jacob Gilyard	297	13	55
Free-Throw Percentage (350 ranked)	Jacob Gilyard	81	4	84.6
	Tyler Burton	211	14	78.0
Minutes Per Game (350 ranked)	Jacob Gilyard	8	3	37.39
	Tyler Burton	291	17	32.06
Offensive Rebounds Per Game (347 ranked)				
Points Per Game (350 ranked)	Tyler Burton	128	5	16.2
	Grant Golden	229	12	14.9
Rebounds Per Game (348 ranked)	Tyler Burton	126	6	7.4
	Grant Golden	285	20	6.3
Steals Per Game (347 ranked)	Jacob Gilyard	1	1	3.36
Three-Point Field Goals Per Game (346 ranked)	Jacob Gilyard	167	12	2.27
	Tyler Burton	297	17	1.95
Three-Point Field-Goal Percentage (99 ranked)				
Total 3-point FGM (341 ranked)	Jacob Gilyard	101	6	50
	Tyler Burton	218	12	43
	Nick Sherod	272	16	40
Total Assists (339 ranked)	Jacob Gilyard	8	2	133
	Grant Golden	245	10	68
Total Blocks (329 ranked)				
Total Field Goal Attempts (344 ranked)	Grant Golden	145	6	256
	Tyler Burton	176	7	248
	Jacob Gilyard	323	10	222
Total Field Goals Made (348 ranked)	Grant Golden	62	1	134
	Tyler Burton	166	7	114
Total Minutes (350 ranked)	Jacob Gilyard	3	1	828.25
	Tyler Burton	122	4	706.06
Total Points (345 ranked)	Tyler Burton	92	2	356
	Grant Golden	149	6	327
	Jacob Gilyard	316	14	279
Total Rebounds (341 ranked)	Tyler Burton	80	3	162
	Grant Golden	188	8	138
Total Steals (347 ranked)	Jacob Gilyard	1	1	74
Triple Doubles (1 ranked)				



# SPIDERS ATLANTIC 10 STATS

## Game Records

Record	Overall	Home	Away	Neutral
ALL GAMES	5-4	1-3	4-1	0-0
CONFERENCE	5-4	1-3	4-1	0-0
NON-CONFERENCE	0-0	0-0	0-0	0-0

## Score by Periods

Team	1st	2nd	OT	TOT
Richmond	310	332	0	642
Opponents	317	311	0	628

## Team Box Score

No.	Player				Total		3-Point		F-Throw		Rebounds											
		GP-GS	MIN	AVG	FG-FGA	FG%	3FG-3FGA	3FG%	FT-FTA	FT%	OFF	DEF	TOT	AVG	PF	DQ	A	TO	BLK	STL	PTS	AVG
00	GILYARD, Jacob	9-9	342:13	38.0	46-103	.447	21-61	.344	31-35	.886	5	21	26	2.9	14	0	49	12	1	30	144	16.0
33	GOLDEN, Grant	9-9	238:38	26.5	45-102	.441	5-25	.200	21-29	.724	9	51	60	6.7	11	0	22	18	4	6	116	12.9
3	BURTON, Tyler	9-9	291:39	32.4	30-93	.323	12-40	.300	40-51	.784	18	53	71	7.9	14	0	13	12	3	12	112	12.4
4	CAYO, Nathan	9-9	224:47	25.0	42-68	.618	0-0	.000	3-14	.214	21	18	39	4.3	17	0	12	6	2	6	87	9.7
5	SHEROD, Nick	9-0	157:05	17.5	24-69	.348	15-47	.319	3-3	1.000	4	10	14	1.6	10	0	5	3	0	2	66	7.3
22	GUSTAVSON, Andre	9-5	196:18	21.8	16-35	.457	5-11	.455	10-12	.833	6	24	30	3.3	14	0	6	10	3	13	47	5.2
15	GRACE, Matt	9-0	135:12	15.0	11-36	.306	6-25	.240	5-6	.833	9	12	21	2.3	11	0	11	2	6	5	33	3.7
21	WILSON, Isaiah	9-4	126:07	14.0	7-22	.318	1-8	.125	6-8	.750	2	9	11	1.2	17	0	7	10	1	8	21	2.3
13	CRABTREE, Connor	7-0	49:56	7.1	5-10	.500	2-6	.333	1-2	.500	0	6	6	0.9	5	0	1	3	0	0	13	1.9
24	BAILEY, Dji	3-0	18:28	6.2	1-2	.500	0-0	.000	1-2	.500	0	2	2	0.7	4	0	0	3	0	1	3	1.0
11	RANDOLPH, Marcus	3-0	14:09	4.7	0-4	.000	0-1	.000	0-0	.000	0	0	0	0.0	2	0	1	2	0	0	0	0.0
2	KOUREISSI, Souleymane	2-0	05:29	2.7	0-1	.000	0-0	.000	0-0	.000	0	0	0	0.0	0	0	1	1	0	0	0	0.0
Team											17	12	29					3				
<b>Total</b>		<b>9</b>	<b>1800</b>		<b>227-545</b>	<b>.417</b>	<b>67-224</b>	<b>.299</b>	<b>121-162</b>	<b>.747</b>	<b>91</b>	<b>218</b>	<b>309</b>	<b>34.3</b>	<b>119</b>	<b>0</b>	<b>128</b>	<b>85</b>	<b>20</b>	<b>83</b>	<b>642</b>	<b>71.3</b>
<b>Opponents</b>		<b>9</b>	<b>1800</b>		<b>239-527</b>	<b>.454</b>	<b>66-181</b>	<b>.365</b>	<b>84-113</b>	<b>.743</b>	<b>90</b>	<b>249</b>	<b>339</b>	<b>37.7</b>	<b>142</b>	<b>3</b>	<b>128</b>	<b>132</b>	<b>32</b>	<b>47</b>	<b>628</b>	<b>69.8</b>

## Team Statistics

	UR	OPP
<b>Scoring</b>	<b>642</b>	<b>628</b>
Points per game	71.3	69.8
Scoring margin	+1.6	-
<b>Field goals-att</b>	<b>227-545</b>	<b>239-527</b>
Field goal pct	.417	.454
<b>3 point fg-att</b>	<b>67-224</b>	<b>66-181</b>
3-point FG pct	.299	.365
3-pt FG made per game	7.4	7.3
<b>Free throws-att</b>	<b>121-162</b>	<b>84-113</b>
Free throw pct	.747	.743
F-Throws made per game	13.4	9.3
<b>Rebounds</b>	<b>309</b>	<b>339</b>
Rebounds per game	34.3	37.7
Rebounding margin	-3.3	-
<b>Assists</b>	<b>128</b>	<b>128</b>
Assists per game	14.2	14.2
<b>Turnovers</b>	<b>85</b>	<b>132</b>
Turnovers per game	9.4	14.7
Turnover margin	+5.2	-
Assist/turnover ratio	1.5	1.0
<b>Steals</b>	<b>83</b>	<b>47</b>
Steals per game	9.2	5.2
<b>Blocks</b>	<b>20</b>	<b>32</b>
Blocks per game	2.2	3.6
<b>Winning streak</b>	<b>1</b>	<b>-</b>
Home win streak	0	-
<b>Attendance</b>	<b>23679</b>	<b>15432</b>
Home games-Avg/Game	4-5920	5-3086
Neutral site-Avg/Game	-	0-0

## Team Results

Date	Opponent		Score	Att.
12/30/2021	Saint Joseph's	L	56-83	5003
01/02/2022	at Saint Louis	L	69-76	4825
01/05/2022	Massachusetts	W	80-72	5004
01/14/2022	Davidson	L	84-87	6471
01/18/2022	at Fordham	W	83-70	0
01/22/2022	at La Salle	W	64-56	2137
01/25/2022	at Rhode Island	W	70-63	6259
01/29/2022	VCU	L	62-64	7201
02/01/2022	at Duquesne	W	74-57	2211



# SPIDERS STATS

## Game Records

Record	Overall	Home	Away	Neutral
ALL GAMES	14-8	7-3	6-2	1-3
CONFERENCE	5-4	1-3	4-1	0-0
NON-CONFERENCE	9-4	6-0	2-1	1-3

## Score by Periods

Team	1st	2nd	OT	TOT
Richmond	775	838	5	1618
Opponents	755	759	16	1530

## Team Box Score

No.	Player				Total		3-Point		F-Throw		Rebounds											
		GP-GS	MIN	AVG	FG-FGA	FG%	3FG-3FGA	3FG%	FT-FTA	FT%	OFF	DEF	TOT	AVG	PF	DQ	A	TO	BLK	STL	PTS	AVG
3	BURTON, Tyler	22-22	706:06	32.1	114-248	.460	43-109	.394	85-109	.780	37	125	162	7.4	33	0	24	30	12	24	356	16.2
33	GOLDEN, Grant	22-22	603:53	27.4	134-256	.523	21-61	.344	38-57	.667	20	118	138	6.3	37	0	68	47	12	13	327	14.9
00	GILYARD, Jacob	22-22	828:25	37.7	87-222	.392	50-150	.333	55-65	.846	11	64	75	3.4	30	0	133	37	1	74	279	12.7
4	CAYO, Nathan	22-22	558:47	25.4	85-149	.570	0-0	.000	21-49	.429	39	57	96	4.4	46	1	41	22	8	11	191	8.7
5	SHEROD, Nick	22-2	383:50	17.4	54-166	.325	40-117	.342	10-13	.769	8	38	46	2.1	21	0	10	6	0	9	158	7.2
22	GUSTAVSON, Andre	13-5	217:07	16.7	17-38	.447	5-12	.417	12-14	.857	6	26	32	2.5	17	0	7	11	3	13	51	3.9
15	GRACE, Matt	22-0	298:08	13.6	28-74	.378	15-51	.294	11-14	.786	14	27	41	1.9	29	0	25	9	12	12	82	3.7
21	WILSON, Isaiah	22-15	432:21	19.7	24-69	.348	8-29	.276	18-29	.621	7	29	36	1.6	51	1	20	27	1	19	74	3.4
13	CRABTREE, Connor	20-0	193:39	9.7	21-40	.525	8-23	.348	2-4	.500	4	25	29	1.5	15	0	13	4	1	5	52	2.6
24	BAILEY, Dji	14-0	117:07	8.4	12-20	.600	0-5	.000	6-10	.600	4	7	11	0.8	11	0	4	6	1	5	30	2.1
1	KOUREISSI, Souleymane	12-0	54:56	4.6	4-12	.333	0-3	.000	5-7	.714	2	3	5	0.4	7	0	4	8	0	1	13	1.1
11	RANDOLPH, Marcus	6-0	23:17	3.9	2-6	.333	1-2	.500	0-0	.000	0	0	0	0.0	3	0	1	2	0	0	5	0.8
25	SOUTHALL, Quentin	1-0	00:51	0.9	0-0	.000	0-0	.000	0-0	.000	0	0	0	0.0	0	0	0	0	0	0	0	0.0
31	GAITLEY, Jordan	2-0	02:29	1.2	0-0	.000	0-0	.000	0-1	.000	0	1	1	0.5	1	0	0	0	0	0	0	0.0
34	ARIZIN, Gabe	1-0	00:51	0.9	0-0	.000	0-0	.000	0-0	.000	0	1	1	1.0	0	0	0	0	0	0	0	0.0
10	KULJU, Sullivan	2-0	03:13	1.6	0-0	.000	0-0	.000	0-1	.000	1	0	1	0.5	1	0	1	0	0	0	0	0.0
Team											28	23	51					6				
<b>Total</b>		<b>22</b>	<b>4425</b>		<b>582-1300</b>	<b>.448</b>	<b>191-562</b>	<b>.340</b>	<b>263-373</b>	<b>.705</b>	<b>181</b>	<b>544</b>	<b>725</b>	<b>33.0</b>	<b>302</b>	<b>2</b>	<b>351</b>	<b>215</b>	<b>51</b>	<b>186</b>	<b>1618</b>	<b>73.5</b>
<b>Opponents</b>		<b>22</b>	<b>4425</b>		<b>576-1293</b>	<b>.445</b>	<b>161-459</b>	<b>.351</b>	<b>217-306</b>	<b>.709</b>	<b>217</b>	<b>589</b>	<b>806</b>	<b>36.6</b>	<b>329</b>	<b>8</b>	<b>290</b>	<b>300</b>	<b>64</b>	<b>124</b>	<b>1530</b>	<b>69.5</b>

## Team Statistics

	UR	OPP
<b>Scoring</b>	<b>1618</b>	<b>1530</b>
Points per game	73.5	69.5
Scoring margin	+4.0	-
<b>Field goals-att</b>	<b>582-1300</b>	<b>576-1293</b>
Field goal pct	.448	.445
<b>3 point fg-att</b>	<b>191-562</b>	<b>161-459</b>
3-point FG pct	.340	.351
3-pt FG made per game	8.7	7.3
<b>Free throws-att</b>	<b>263-373</b>	<b>217-306</b>
Free throw pct	.705	.709
F-Throws made per game	12.0	9.9
<b>Rebounds</b>	<b>725</b>	<b>806</b>
Rebounds per game	33.0	36.6
Rebounding margin	-3.7	-
<b>Assists</b>	<b>351</b>	<b>290</b>
Assists per game	16.0	13.2
<b>Turnovers</b>	<b>215</b>	<b>300</b>
Turnovers per game	9.8	13.6
Turnover margin	+3.9	-
Assist/turnover ratio	1.6	1.0
<b>Steals</b>	<b>186</b>	<b>124</b>
Steals per game	8.5	5.6
<b>Blocks</b>	<b>51</b>	<b>64</b>
Blocks per game	2.3	2.9
<b>Winning streak</b>	<b>1</b>	<b>-</b>
Home win streak	0	-
<b>Attendance</b>	<b>59087</b>	<b>22692</b>
Home games-Avg/Game	10-5909	8-2837
Neutral site-Avg/Game	-	4-1244

## Team Results

Date	Opponent		Score	Att.
11/09/2021	N.C. Central	W	70-60	6173
11/12/2021	vs Utah St.	L	74-85	3800
11/16/2021	Georgia St.	W	94-78	5521
11/20/2021	at Drake	L	70-73	3347
11/22/2021	Hofstra	W	81-68	5201
11/25/2021	vs Maryland	L	80-86	0
11/27/2021	vs Mississippi St.	Lot	71-82	1175
12/01/2021	at Wofford	W	73-64	1576
12/05/2021	at UNI	W	60-52	2337
12/11/2021	Toledo	W	72-69	6592
12/17/2021	vs NC State	W	83-74	0
12/19/2021	Old Dominion	W	67-61	6884
12/22/2021	Bucknell	W	81-50	5037
12/30/2021	Saint Joseph's	L	56-83	5003
01/02/2022	at Saint Louis	L	69-76	4825
01/05/2022	Massachusetts	W	80-72	5004
01/14/2022	Davidson	L	84-87	6471
01/18/2022	at Fordham	W	83-70	0
01/22/2022	at La Salle	W	64-56	2137
01/25/2022	at Rhode Island	W	70-63	6259
01/29/2022	VCU	L	62-64	7201
02/01/2022	at Duquesne	W	74-57	2211



# SPEED CHART



**#0 JACOB GILYARD**  
G | GR | 5'9" | 160 | KANSAS CITY, MO

PTS	REB	AST	STL	MIN
12.7	3.4	6.1	3.4	37.7

- Leads D-I with 3.4 steals per game (also led D-I in each of last 2 seasons)
- Scored all 15 points at URI after halftime (UR overcame 15-point deficit)
- 432 career steals are most in D-I history, broke record 12/5/21 at Northern Iowa
- 717 career Ast are 2nd most in A-10 history, 3rd among active D-I players
- Richmond's career leader in Ast, steals, 3-ptrs; 7th in points scored

CAREER HIGHS		LAST GAME	
PTS	REB	PTS	REB
31	9	17	2
AST	STL	AST	STL
11	7	3	4



**#3 TYLER BURTON**  
F | JR | 6'7" | 215 | UXBRIDGE, MA

PTS	REB	AST	BLK	MIN
16.2	7.4	1.1	0.6	32.1

- 18 Pts, 12 Reb at Duquesne for fifth double-double of season (11th career)
- Only player to rank in top 6 in A-10 in scoring (5th) and rebounding (6th)
- Tied career high with 13 Reb at URI (10 in 2nd half)
- Leads A-10 in FT attempts (109) and FTs (85) this season
- Won A-10's Most Improved Player Award last season

CAREER HIGHS		LAST GAME	
PTS	REB	PTS	REB
30	13	18	12
AST	BLK	AST	BLK
3	3	3	1



**#4 NATHAN CAYO**  
F | GR | 6'7" | 225 | MONTREAL, QUEBEC

PTS	REB	AST	BLK	MIN
8.7	4.4	1.9	0.4	25.4

- 11.0 PPG, 69% FGs last 6 gms (7.6 PPG, 51% FGs in 1st 15 gms)
- 18 Pts (tied for most on team), 9-11 FG at La Salle
- Tied game at 84 with offensive tip-in with 11 seconds left vs Davidson
- 55.3 career FG pct is 4th highest in Spiders history
- 1,238 career points are 31st most in Spiders history

CAREER HIGHS		LAST GAME	
PTS	REB	PTS	REB
25	11	10	2
AST	BLK	AST	BLK
6	4	1	0




**#5 NICK SHEROD**  
G | GR | 6'4" | 220 | RICHMOND, VA

PTS	REB	AST	STL	MIN
7.2	2.1	0.5	0.4	17.4

- Season-high 20 pts vs Davidson (his most since Feb. 15, 2020 vs VCU - 23)
- Made final 5 3pt FG attempts vs Bucknell (missed first 6)
- 227 3pt FGs are tied for 6th most in program history
- 1,350 career points are 26th most in Spiders history
- Missed entire 2020-21 season after tearing knee ligaments in Oct. 2020

CAREER HIGHS		LAST GAME	
PTS	REB	PTS	REB
32	14	6	2
AST	STL	AST	STL
7	4	2	0



**#13 CONNOR CRABTREE**  
G | JR | 6'6" | 200 | HILLSBOROUGH, NC

PTS	REB	AST	STL	MIN
2.6	1.5	0.7	0.3	9.7

- Did not play vs VCU, at Duquesne due to illness (non-COVID)
- Richmond Times-Dispatch: "Richmond's MVP in so many situations ..."
- Missed final 15 games last season with fractured right foot
- 7.1 PPG as freshman for Tulane in 2018-19 (started 15 of final 16 gms)
- Led Tulane in 3-pt FG pct (36.7) and FT pct (80.3) in 2018-19

CAREER HIGHS		LAST GAME	
PTS	REB	PTS	REB
23	6	--	--
AST	STL	AST	STL
3	5	--	--



**#15 MATT GRACE**  
F | SR | 6'9" | 230 | HAMILTON, ONTARIO

PTS	REB	AST	BLK	MIN
3.7	1.9	1.1	0.6	13.6

- Recorded career-high 5 Reb at Rhode Island (4 offensive)
- 10 Pts, including a pair of 3-pters, at URI (4th career gm w 10+ pts)
- Made key corner 3-pt during game-deciding 10-0 run late at Fordham
- Sealed win vs NC State with block of Dereon Seabron with 23 secs left
- Scored 14 pts in 13 mins off bench vs Georgia St (4-5 3pt FG)

CAREER HIGHS		LAST GAME	
PTS	REB	PTS	REB
16	4	2	3
AST	BLK	AST	BLK
4	2	3	1



**#21 ISAIAH WILSON**  
G | SO | 6'0" | 165 | PITTSBURGH, PA

PTS	REB	AST	STL	MIN
3.4	1.6	0.9	0.9	19.7

- 5 Pts, 2 Reb, 1 Ast, 2 steals, 1 block in front of 30+ family & friends at Duquesne
- Held Bucknell's Andrew Funk, averaging 18.3 PPG, to 6 Pts & 3-11 FGs
- Held Toledo's Ryan Rollins, averaging 20.9 PPG, to 5 Pts & 2-12 FGs
- Held UNI's A.J. Green, coming off consec 30-pt gms, to 6 pts (2-12 FGs)
- Made 1st start of season vs Georgia St & tied career high w 10 pts

CAREER HIGHS		LAST GAME	
PTS	REB	PTS	REB
10	6	5	2
AST	STL	AST	STL
2	3	1	2



**#22 ANDRE GUSTAVSON**  
G | SR | 6'5" | 205 | HELSINKI, FINLAND

PTS	REB	AST	STL	MIN
3.9	2.5	0.5	1.0	16.7

- Recorded career-high 9 Reb vs VCU (tied for most on team)
- Tied career high with 5 steals at La Salle
- Made 1st start of season (27th of career) at Fordham on 1/18
- Missed 1st 9 games of season recovering from offseason hip/groin surgery
- Last name is pronounced GOOS-tahv-sun (first syllable like the bird)

CAREER HIGHS		LAST GAME	
PTS	REB	PTS	REB
13	9	9	0
AST	STL	AST	STL
10	5	1	0




**#24 DJI BAILEY**  
G | SO | 6'5" | 180 | WILSON, NC

PTS	REB	AST	STL	MIN
2.1	0.8	0.3	0.4	8.4

- Missed last 6 games with an ankle injury
- 2 FT, block, charge taken, Reb in 1st 2 mins of playing time vs ODU
- Career highs in points (10) & mins (19) vs Miss St at Bahamas Championship
- 2nd on tm in steals/40 (3.0), 3rd in Reb/40 (7.2) last season (min. 10 mins)
- Former Wake Forest commit switched after departure of Danny Manning

CAREER HIGHS		LAST GAME	
PTS	REB	PTS	REB
10	5	--	--
AST	STL	AST	STL
2	2	--	--



**#33 GRANT GOLDEN**  
F | GR | 6'10" | 255 | WINCHESTER, VA

PTS	REB	AST	BLK	MIN
14.9	6.3	3.1	0.6	27.4

- With game in hand, rested for final 8:43 at Duquesne
- Became 4th member of UR's 2,000-point club at Fordham on 1/18
- Ranks in top 10 in UR history in Pts (4th), Reb (3rd), Ast (5th), & Blocks (8th)
- Named MVP of UR's win vs NC State at Basketball HOF Shootout (19 Pts, 7 Reb)
- Preseason First Team All-Atlantic 10 selection for 2nd time in career (2018)

CAREER HIGHS		LAST GAME	
PTS	REB	PTS	REB
33	12	7	7
AST	BLK	AST	BLK
8	6	4	1

