



## 2022-23 SCHEDULE

### NOVEMBER

|         |                                 |               |
|---------|---------------------------------|---------------|
| Nov. 7  | VMI (MASN2, ESPN+)              | W, 69-48      |
| Nov. 11 | Northern Iowa (MASN2, ESPN+) .. | W, 68-55      |
| Nov. 14 | at Charleston (FloHoops)        | L, 92-90 (OT) |
| Nov. 17 | Wichita State (MASN, ESPN+)     | L, 56-53      |
| Nov. 21 | vs Syracuse# (ESPN2)            | L, 74-71 (OT) |
| Nov. 22 | vs Temple# (ESPN2)              | W, 61-49      |
| Nov. 30 | at Toledo (ESPN+)               | L, 90-67      |

### DECEMBER

|         |                              |          |
|---------|------------------------------|----------|
| Dec. 3  | at William & Mary (FloHoops) | L, 58-57 |
| Dec. 10 | Drake (NBCSW, ESPN+)         | W, 82-52 |
| Dec. 13 | FDU (MASN, ESPN+)            | W, 77-48 |
| Dec. 17 | vs Clemson^ (TBD)            | L, 85-57 |
| Dec. 21 | Bucknell (NBCSW, ESPN+)      | 7p       |
| Dec. 28 | Coppin State (CBS 6, ESPN+)  | 7p       |
| Dec. 31 | at George Mason (ESPN+)      | 2p       |

### JANUARY

|         |                                  |       |
|---------|----------------------------------|-------|
| Jan. 4  | George Washington (ESPN+)        | 7p    |
| Jan. 7  | Duquesne (NBCSW, ESPN+)          | 6p    |
| Jan. 11 | at Davidson (ESPN+)              | 7p    |
| Jan. 14 | at St. Bonaventure (USA Network) | 2:30p |
| Jan. 17 | Rhode Island (MASN2, ESPN+)      | 7p    |
| Jan. 20 | VCU* (ESPN2)                     | 7p    |
| Jan. 25 | at Massachusetts (ESPN+)         | 7p    |
| Jan. 28 | at Dayton (CBS Sports Network)   | 4p    |

### FEBRUARY

|         |                                |     |
|---------|--------------------------------|-----|
| Feb. 1  | St. Bonaventure (MASN2, ESPN+) | 7p  |
| Feb. 5  | Fordham (USA Network)          | 12p |
| Feb. 8  | at George Washington (ESPN+)   | 7p  |
| Feb. 11 | Loyola Chicago (ESPNU)         | 4p  |
| Feb. 15 | at La Salle (ESPN+)            | 7p  |
| Feb. 21 | Saint Louis (MASN, ESPN+)      | 7p  |
| Feb. 24 | at VCU (ESPN2)                 | 7p  |

### MARCH

|            |                            |        |
|------------|----------------------------|--------|
| March 1    | at Saint Joseph's (ESPN+)  | 7p     |
| March 4    | George Mason (USA Network) | 12:30p |
| March 7-12 | Atlantic 10 Championship   | TBD    |

# Empire Classic presented by Continental Tire (Brooklyn, NY)

^ Greenville Winter Invitational (Greenville, SC)

\* Richmond Area Honda Dealers Capital City Classic



## RICHMOND SPIDERS (5-6) vs BUCKNELL BISON (7-4)

• This is the ninth meeting between Richmond and Bucknell, with the teams splitting their first eight matchups. Last year at the Robins Center, the Spiders won 81-50, posting their largest margin of victory vs a non-conference, Division I opponent over the last four seasons. Richmond is seeking back-to-back wins vs the Bison for the first time since 2008-10.

• While at Lafayette, Spiders center Neal Quinn faced Bucknell three times last season, with each game going into overtime. Quinn totaled 61 points, 19 rebounds, and 19 assists vs Bucknell, 10 more points than any other player scored vs the Bison last season. That includes a career-high 24 points on February 19, 2022.

• Tyler Burton, a Preseason First Team All-Atlantic 10 selection, is the only player in the A-10 in the top five in the conference in both scoring (fifth at 18.0 PPG) and rebounding (third at 8.2 RPG). He's one of 13 players in Division I averaging 18 points and eight rebounds per game this season.

• Richmond is 4-1 at home this season and has held each of its five opponents in the Robins Center to no more than 56 points. This is the first time the Spiders have held five straight home opponents to no more than 56 points since 1947-48, when they did it in eight straight home games.

• The Spiders have held their opponent under 60 points in seven total games this season, tied for eighth-most in Division I entering Tuesday evening. Richmond held its opponent under 60 points just seven times in 37 games last season.

• Richmond is 5-6 this season with four losses coming by three or fewer points. Richmond and Samford are the only teams in Division I with four losses by three or fewer points this season.

• Jason Roche is shooting 46.2 percent from three-point range this season, the top rate in the Atlantic 10 among those with at least 50 three-point attempts. No Spider has made more than 45 percent of this three-pointers in a season (minimum 50 attempts) since 2000-01, when both Greg Stevenson and Rick Houston did it.

• Over the last 25 years, Richmond is 17-4 vs current Patriot League opponents, including 11-2 at home.

• Richmond was picked seventh in the Atlantic 10 Preseason Poll, receiving 276 points from a panel of the conference's coaches and media members. 2022 is the fourth straight season the Spiders have placed in the top half of the A-10 Preseason Poll, tying UR's longest such streak (2013-16) since the conference eliminated divisions in 2005.

### WITH A WIN ...

• UR would take the lead in its series vs Bucknell (5-4).

• UR would be 3-1 in its last four games following a 1-5 stretch.

• UR would improve to 18-4 vs current Patriot League opponents over the last 25 years.

• UR would be 5-1 at home this season, with three straight wins at the Robins Center.

• UR would improve to 21-2 in non-conference home games over the last four seasons.

• UR would improve to 6-6 and be .500 or better through 12 games for the 15th time in 18 seasons under Chris Mooney.

### THE MATCHUP

ALL-TIME SERIES LEADER.....Tied, 4-4

CURRENT STREAK.....Richmond W1

RICHMOND AT HOME.....3-2

RICHMOND ON ROAD.....0-0

RICHMOND AT NEUTRAL SITE.....1-2

LAST GAME.....12/22/2021 (UR, 81-50)

FIRST GAME.....2/1/1958 (UR, 81-63)



### CHRIS MOONEY

RICHMOND SPIDERS HEAD COACH

SEASONS at RICHMOND:.....18th

W-L at RICHMOND:.....317\*-250

W-L in DIVISION I:.....335-262

W-L vs OPPONENT:.....0-0

\* Most wins in Richmond history

### WATCH



NBC SPORTS WASHINGTON AND ESPN PLUS

PxP: Bob Black Analyst: Greg Beckwith

### LISTEN



ESPN RICHMOND

PxP: Robert Fish Analyst: Greg Beckwith

### FOLLOW

@SpiderMBB @SpiderMBB

Richmond Spiders Men's Basketball

RichmondSpiders.com



## QUICK FACTS

### University Information

Location ..... Richmond, VA 23173  
 Founded ..... 1830  
 Total Enrollment ..... 3,890  
 Nickname ..... Spiders  
 Colors ..... Red and Blue  
 Arena ..... Robins Center  
 Opened ..... 1972 (51st season)  
 Capacity ..... 7,201  
 President ..... Kevin F. Hallock  
 Athletics Director ..... John Hardt

### Team Information

Conference ..... Atlantic 10  
 2021-22 Record ..... 24-13 (A-10 Champions)  
 Letterwinners Returning/Lost ..... 12/8  
 Starters Returning/Lost ..... 2/3  
 Newcomers ..... 4

### Program History

First Season ..... 1913-14 (110th season)  
 All-Time Record Entering 2022-23 ..... 1,451-1,244  
 NCAA Appearances/W-L ..... 10/9-10  
 (1984, '86, '88, '90-91, '98, 2004, '10-11, '22)  
 NIT Appearances/W-L ..... 10/11-10  
 Conference Championships ..... 7  
 (1984, '88, '90-91, '98, 2011, '22)

### Coaching Staff

Head Coach ..... Chris Mooney, 18th season  
 Alma Mater ..... Princeton (1994)  
 W-L at Richmond entering 2022-23 ..... 312-244  
 Career D-I W-L/Yrs entering 2022-23 ..... 330-256/17  
 Assistant Coach ..... David Boyden, 1st season  
 Alma Mater ..... Western Kentucky (2003)  
 Assistant Coach ..... Will Gipe, 7th season  
 Alma Mater ..... Virginia Tech (2014)  
 Assistant Coach ..... Peter Thomas, 1st season  
 Alma Mater ..... Richmond (2007)  
 Dir of Operations ..... Mark McGonigal, 7th season  
 Alma Mater ..... Richmond (2009)  
 Dir Program Development... Darius Stokes, 2nd season  
 Alma Mater ..... Iowa (2014)  
 Video Coordinator ..... Jack Fahed, 1st season  
 Alma Mater ..... James Madison (2021)

### Support Staff

Athletic Trainer ..... Andy McPherson  
 Strength Coach ..... Jay DeMayo  
 Director of Academics ..... Courtney Hughes  
 Athletics Web Site ..... RichmondSpiders.com  
 Athletics Dept Phone ..... (804) 289-8363  
 PR Director ..... Jason Vida  
 Cell Phone ..... (267) 566-2130  
 Office Phone ..... (804) 289-8320  
 Email ..... jvida@richmond.edu

## ROSTER & PRONUNCIATION GUIDE

| No. | Name             | Pos | Year | Ht    | Wt  | Hometown (High School/Previous School)           |
|-----|------------------|-----|------|-------|-----|--|
| 1   | Jason Nelson     | G   | R-FR | 5'10" | 175 | Richmond, VA (John Marshall)                     |
| 2   | Marcus Randolph  | G   | SO   | 6'5"  | 195 | Willingboro, NJ (Archbishop Wood (PA))           |
| 3   | Tyler Burton     | F   | SR   | 6'7"  | 215 | Uxbridge, MA (Marianapolis Prep (CT))            |
| 4   | Dji Bailey       | G   | JR   | 6'5"  | 180 | Wilson, NC (Greenfield School)                   |
| 5   | Connor Crabtree  | G   | GR   | 6'6"  | 200 | Hillsborough, NC (Hargrave Military (VA)/Tulane) |
| 10  | Liam Weaver      | G   | SO   | 6'2"  | 190 | Kansas City, MO (Pembroke Hill)                  |
| 11  | Jason Roche      | G   | SO   | 6'5"  | 180 | Berkeley, CA (St. Mary's High/Citadel)           |
| 12  | Malcolm Dread    | G   | R-FR | 6'4"  | 210 | Detroit, MI (Gonzaga High (DC))                  |
| 15  | Matt Grace       | F   | GR   | 6'9"  | 230 | Hamilton, Ontario (TRC Academy)                  |
| 21  | Mike Walz        | C   | FR   | 6'11" | 250 | Berwyn, PA (Conestoga)                           |
| 22  | Andre Gustavson  | G   | GR   | 6'5"  | 205 | Helsinki, Finland (Helsinki Basketball Academy)  |
| 24  | Isaiah Bigelow   | F   | GR   | 6'7"  | 200 | Greensboro, NC (Ben L. Smith/Wofford)            |
| 25  | Quentin Southall | G   | JR   | 6'3"  | 180 | Alexandria, VA (Georgetown Prep)                 |
| 32  | Neal Quinn       | C   | SR   | 7'0"  | 250 | Allendale, NJ (Ramapo High/Lafayette)            |
| 34  | Gabe Arizin      | G   | SR   | 6'4"  | 190 | West Chester, PA (St. Joseph's Prep)             |
| 35  | Aidan Noyes      | F   | R-FR | 6'7"  | 190 | Cincinnati, OH (Archbishop Moeller)              |

### PRONUNCIATION GUIDE

Gabe Arizin AIR-rizz-in  
 Dji Bailey Jai (rhymes with fly)  
 Isaiah Bigelow BIG-eh-loh  
 Jack Fahed fay-HED  
 Andre Gustavson GOOS-tahv-sun  
 Aidan Noyes noise  
 Jason Roche roach  
 Michael Walz walls

### BREAKDOWN BY CLASS

Freshmen (4): Dread, Nelson, Noyes, Walz  
 Sophomores (3): Randolph, Roche, Weaver  
 Juniors (2): Bailey, Southall  
 Seniors (3): Arizin\*, Burton\*, Quinn\*  
 Grad Students (4): Bigelow\*, Crabtree\*, Grace, Gustavson  
 \* Has additional season of eligibility beyond 2022-23 season

### BREAKDOWN BY STATE/COUNTRY

California (1): Roche  
 CANADA (1): Grace  
 FINLAND (1): Gustavson  
 Massachusetts (1): Burton  
 Michigan (1): Dread  
 Missouri (1): Weaver  
 North Carolina (3): Bailey, Bigelow, Crabtree  
 New Jersey (2): Quinn, Randolph  
 Ohio (1): Noyes  
 Pennsylvania (2): Arizin, Walz  
 Virginia (2): Nelson, Southall



# THE OPPONENT

## ALL-TIME MEETINGS

TIED, 4-4

| Date       | Site | W/L | Score | Series |
|------------|------|-----|-------|--------|
| 2/1/1958   | H    | W   | 81-63 | 1-0    |
| 12/22/2008 | H    | W   | 79-57 | 2-0    |
| 1/2/2010   | A    | W   | 59-50 | 3-0    |
| 1/2/2011   | H    | L   | 61-62 | 3-1    |
| 12/17/2011 | A    | L   | 65-79 | 3-2    |
| 11/30/2016 | A    | L   | 68-73 | 3-3    |
| 12/19/2017 | H    | L   | 78-86 | 3-4    |
| 12/22/2021 | H    | W   | 81-50 | 4-4    |

Home: 3-2 (Robins Center: 2-2) Away: 1-2

## LAST MEETING - 12/22/2021

Richmond 81, Bucknell 50

Bucknell - 50

Record: 3-9

| NO.           | Name                 | Min     | FG    | 3P   | FT  | Rebounds  | Fouls  | TP | AS | TO | ST | Blocks | +/- |
|---------------|----------------------|---------|-------|------|-----|-----------|--------|----|----|----|----|--------|-----|
|               |                      |         | M-A   | M-A  | M-A | OR DR TOT | PF FD  |    |    |    |    | BS BA  |     |
| 32            | Jake van der Heijden | F 28:33 | 3-7   | 1-3  | 0-0 | 1 1 2     | 2 0 7  | 2  | 0  | 1  | 2  | 0      | -20 |
| 40            | Alex Timmerman       | C 24:51 | 4-9   | 1-2  | 0-0 | 2 4 6     | 0 1 9  | 0  | 3  | 1  | 0  | 2      | -10 |
| 5             | Elvin Edmonds IV     | G 27:56 | 2-7   | 1-5  | 0-0 | 0 2 2     | 0 0 5  | 2  | 4  | 1  | 0  | 1      | -32 |
| 10            | Andrew Funk          | G 33:10 | 3-11  | 0-4  | 0-0 | 0 3 3     | 0 0 6  | 2  | 0  | 2  | 1  | 0      | -32 |
| 21            | Xander Rice          | G 32:03 | 3-6   | 2-3  | 2-2 | 0 1 1     | 1 2 10 | 3  | 6  | 2  | 0  | 0      | -29 |
| 3             | Malachi Rhodes       | 05:31   | 2-3   | 0-1  | 0-0 | 1 1 2     | 1 0 4  | 0  | 0  | 0  | 0  | 0      | -2  |
| 11            | Josh Adoh            | 10:43   | 1-3   | 1-1  | 0-0 | 0 0 0     | 2 1 3  | 1  | 1  | 0  | 0  | 0      | -1  |
| 13            | Josh Bascoe          | 10:41   | 1-3   | 0-0  | 0-0 | 1 3 4     | 0 0 2  | 1  | 1  | 0  | 0  | 0      | -1  |
| 23            | Andre Screen         | 17:48   | 2-6   | 0-0  | 0-0 | 0 4 4     | 1 1 4  | 1  | 1  | 0  | 0  | 0      | -24 |
| 1             | Ian Motta            | 07:53   | 0-0   | 0-0  | 0-0 | 0 1 1     | 0 1 0  | 0  | 0  | 0  | 0  | 0      | -2  |
| 12            | Brock Newton         | 00:51   | 0-0   | 0-0  | 0-0 | 0 0 0     | 0 0 0  | 0  | 0  | 0  | 0  | 0      | -2  |
| Team          |                      |         |       |      |     | 0 3 3     |        |    |    | 0  |    |        |     |
| <b>Totals</b> |                      |         | 21-55 | 6-19 | 2-2 | 5 23 28   | 7 6 50 | 12 | 16 | 7  | 3  | 3      | -31 |

| Shooting By Period |       |        |  |
|--------------------|-------|--------|--|
| 1st FG%            | 11-25 | 44.0%  |  |
| 3PT%               | 4-9   | 44.4%  |  |
| FT%                | 0-0   | 0%     |  |
| 2nd FG%            | 10-30 | 33.3%  |  |
| 3PT%               | 2-10  | 20.0%  |  |
| FT%                | 2-2   | 100%   |  |
| GM FG%             | 21-55 | 38.2%  |  |
| 3PT%               | 6-19  | 31.6%  |  |
| FT%                | 2-2   | 100.0% |  |

Dead Ball Rebounds: 0, 0

Technical Fouls: NONE

Richmond - 81

Record: 9-4

| NO.           | Name                 | Min     | FG    | 3P   | FT  | Rebounds  | Fouls  | TP | AS | TO | ST | Blocks | +/- |
|---------------|----------------------|---------|-------|------|-----|-----------|--------|----|----|----|----|--------|-----|
|               |                      |         | M-A   | M-A  | M-A | OR DR TOT | PF FD  |    |    |    |    | BS BA  |     |
| 3             | Tyler Burton         | F 30:03 | 7-11  | 1-3  | 0-0 | 3 4 7     | 0 2 15 | 2  | 1  | 1  | 1  | 1      | 28  |
| 4             | Nathan Cayo          | F 14:57 | 4-7   | 0-0  | 1-2 | 0 1 1     | 0 1 9  | 0  | 3  | 2  | 0  | 1      | 7   |
| 33            | Grant Golden         | F 27:33 | 10-12 | 2-3  | 0-0 | 2 8 10    | 1 0 22 | 3  | 3  | 3  | 1  | 0      | 27  |
| 00            | Jacob Gilyard        | G 34:48 | 1-5   | 0-4  | 0-0 | 0 5 5     | 0 0 2  | 11 | 0  | 5  | 0  | 0      | 28  |
| 21            | Isaiah Wilson        | G 19:36 | 0-2   | 0-2  | 0-0 | 1 1 2     | 1 1 0  | 1  | 0  | 0  | 0  | 0      | 9   |
| 5             | Nick Sherod          | 19:08   | 5-14  | 5-11 | 0-0 | 0 0 0     | 1 0 15 | 0  | 0  | 1  | 0  | 1      | 12  |
| 15            | Matt Grace           | 10:21   | 1-3   | 0-1  | 2-2 | 0 2 2     | 1 1 4  | 0  | 0  | 1  | 1  | 0      | 2   |
| 2             | Souleymane Koureissi | 08:37   | 1-2   | 0-0  | 0-0 | 1 0 1     | 0 0 2  | 2  | 1  | 0  | 0  | 0      | 9   |
| 13            | Connor Crabtree      | 11:09   | 2-4   | 1-3  | 0-0 | 0 4 4     | 1 0 5  | 2  | 0  | 1  | 0  | 0      | 12  |
| 24            | Dji Bailey           | 09:17   | 1-2   | 0-1  | 1-2 | 0 0 0     | 0 2 3  | 0  | 0  | 0  | 0  | 0      | 1   |
| 22            | Andre Gustavson      | 09:01   | 1-1   | 0-0  | 0-0 | 0 2 2     | 1 0 2  | 1  | 0  | 0  | 0  | 0      | 10  |
| 11            | Marcus Randolph      | 02:06   | 1-1   | 0-0  | 0-0 | 0 0 0     | 0 0 2  | 0  | 0  | 0  | 0  | 0      | 2   |
| 10            | Sullivan Kulju       | 00:51   | 0-0   | 0-0  | 0-0 | 0 0 0     | 0 0 0  | 0  | 0  | 0  | 0  | 0      | 2   |
| 25            | Quentin Southall     | 00:51   | 0-0   | 0-0  | 0-0 | 0 0 0     | 0 0 0  | 0  | 0  | 0  | 0  | 0      | 2   |
| 31            | Jordan Gaitley       | 00:51   | 0-0   | 0-0  | 0-0 | 0 0 0     | 0 0 0  | 0  | 0  | 0  | 0  | 0      | 2   |
| 34            | Gabe Arizin          | 00:51   | 0-0   | 0-0  | 0-0 | 0 1 1     | 0 0 0  | 0  | 0  | 0  | 0  | 0      | 2   |
| Team          |                      |         |       |      |     | 1 1 2     |        |    |    | 0  |    |        |     |
| <b>Totals</b> |                      |         | 34-64 | 9-28 | 4-6 | 8 29 37   | 6 7 81 | 22 | 8  | 14 | 3  | 3      | 31  |

Technical Fouls: NONE

|                  | BUCK          | RICH          | Points from   | BUCK | RICH | Period by Period Scoring |
|------------------|---------------|---------------|---------------|------|------|--------------------------|
| Biggest lead     | 4 (1st 13:11) | 33 (2nd 1:26) | Turnovers     | 7    | 24   |                          |
| Best Scoring Run | 4 (1st 18:43) | 13 (2nd 4:31) | Paint         | 24   | 42   |                          |
| Lead Changes     | 4             |               | Second Chance | 6    | 12   |                          |
| Times Tied       | 3             |               | Fast Breaks   | 4    | 13   |                          |
| Time with Lead   | 08:04         | 30:13         | Bench         | 13   | 33   |                          |

RICHMOND, Va. - Shooters shoot.

So even though he was 0-6 from three-point range, Nick Sherod - he of the 200+ career three-pointers - let fly from 22 feet on the right wing with less than nine minutes remaining in Richmond's game vs Bucknell Wednesday at the Robins Center.

The shot nestled through the hoop for Richmond's first three-pointer of the second half, snapping a streak of 11 straight three-point misses from the Spiders and pushing UR's lead to 13. Richmond would make its next five shots from long range, with four more coming from Sherod, as the Spiders used a 27-6 run in the final eight minutes to pull away from Bucknell for an 81-50 win.

"Once I missed the sixth one, I was kind of like 'you know what, it's not my night,' said Sherod. "But they kept passing it to me, and they kept passing it to me. They have confidence in me and want me to keep shooting. I feel like I've made shots in the past, I've gotten hot in the past. Once you see one go down, especially when you're struggling, it kind of opens everything else up. You've got to take them to make them I guess."

While Sherod provided the offensive firepower late, the Spiders defense starred for the entire 40 minutes, holding Bucknell to a season-low 50 points, 24 fewer than their average entering the game and the fewest points for a Spiders Division I opponent since a 65-50 win vs George Mason on February 19, 2020.

"I thought that we were really good defensively," said Richmond coach Chris Mooney. "Bucknell's greatest offensive weapon is the three-point shot and we wanted to make sure we were as glued to our guys and tight as we could be to make sure that we didn't give up too many threes."

The Bison shot 6-19 from three-point range (32%) and 21-55 from the field (38%) while committing 16 turnovers that led to 24 Richmond points.

Grant Golden led Richmond with 22 points and 10 rebounds while shooting 10-12 from the field and securing his 17th career double-double and first of the season. Golden scored 14 of his points in the first half, when Richmond overcame an early deficit to take a 37-26 lead into the locker room. Bucknell twice pulled within 10 midway through the second half but could never cut the lead to single digits.

Sherod finished with 15 points, as did Tyler Burton for UR. Jacob Gilyard matched a career high with 11 assists and added five steals to become the first player in Division I history to reach 400 career steals (402).

Richmond has won six straight games following a 3-4 start, its longest single-season win streak since February-March 2015. The Spiders concluded the non-conference portion of their scheduled with a perfect 6-0 record at home, tying its third-longest home win streak to start a season in 17 years under Chris Mooney.





# THE BIG PICTURE

## PRESEASON POSITION

The Spiders placed seventh in the Atlantic 10 Preseason Poll, which was released at the conference's media day in Brooklyn, NY on October 13. It is the fourth straight season the Spiders have placed in the top half of the A-10 Preseason Poll, tying UR's longest such streak (2013-16) since the conference eliminated divisions in 2005.

### A-10 Men's Basketball Preseason Poll

|                       |     |
|-----------------------|-----|
| 1. Dayton (22)        | 428 |
| 2. Saint Louis (7)    | 411 |
| 3. VCU                | 370 |
| 4. Loyola Chicago     | 315 |
| 5. George Mason       | 300 |
| 6. Davidson           | 294 |
| 7. Richmond           | 276 |
| 8. Massachusetts      | 228 |
| 9. Rhode Island       | 203 |
| 10. St. Bonaventure   | 194 |
| 11. Fordham           | 119 |
| 12. George Washington | 110 |
| 13. Saint Joseph's    | 107 |
| 14. La Salle          | 63  |
| 15. Duquesne          | 62  |

## THE CHAMPS ARE HERE

Richmond is defending its 2022 Atlantic 10 championship, the second A-10 title in program history and first since 2011. The Spiders defeated four teams in four days to win the title at Capital One Arena in Washington, DC last season. UR opened the tournament with a win vs 11-seed Rhode Island (64-59) before knocking off the tournament's top three seeds: 3 VCU (75-64) in the quarterfinals, 2 Dayton (68-64) in the semifinals, and 1 Davidson (64-62) in the championship game.

Graduate student Jacob Gilyard was named the tournament's Most Outstanding Player after averaging 19.8 points, setting a tournament record with 16 steals, and playing all 160 minutes. Grad student Grant Golden (11.8 PPG, 4.8 RPG, 2.0 APG) was also named to the All-Tournament Team.

Matt Grace made the game-winning basket in both the semifinals and the finals. In the semis vs Dayton, Grace hit a three-pointer from the right wing to break a 59-59 tie with 1:40 to play, helping UR complete a 15-point comeback in the 2nd half. In the championship game vs Davidson, Grace's And-1 with 19 seconds to play turned a two-point Richmond deficit into a 1-point UR lead as the Spiders overcame a 6-point deficit in the final 90 seconds of regulation.

## NCAA TOURNAMENT EXPERIENCE

Richmond was a 12 seed in the 2022 NCAA Tournament and drew 5 seed Iowa, the Big Ten champions, in the first round at KeyBank Arena in Buffalo, NY. The Spiders upset the Hawkeyes 67-63 behind a game-high 24 points from Jacob Gilyard and 18 points and 11 rebounds from Tyler Burton.

It was Richmond's ninth NCAA Tournament win when seeded 12th or higher, more than twice as many as any other school in the nation. UR also improved to a perfect 4-0 when facing 5 seeds in the NCAA Tournament.

It was Richmond's 24th win of the season, tied for the fourth-most in a season in program history. UR fell to 4 seed Providence in the second round.

## MOONEY EXTENSION

The NCAA Tournament win vs Iowa was UR's 27th vs a power-conference opponent and 15th vs a top-25 team during Chris Mooney's tenure, giving Mooney half of the wins vs ranked opponents in school history (15 of 30).

Richmond announced a three-year contract extension with Mooney in June, keeping him under contract with the Spiders through the 2026-27 season.

At Richmond, Mooney owns program records for most total wins (312 entering 2022-23), most wins in a season (29 in 2010-11), most conference wins in a season (14 in 2019-20), highest NCAA Tournament seed (7th in 2010), higher NIT seed (1st overall in 2015), and highest A-10 Championship seed (2nd in 2010).

Mooney is one of 11 coaches ever to win multiple A-10 championships, and his two A-10 titles are tied for the fifth-most of any coach in conference history. Mooney and Mark Schmidt (St. Bonaventure) are the only active A-10 coaches with multiple conference championships, and Richmond and Saint Louis are the only A-10 schools with multiple A-10 titles and three or more NCAA Tournament wins during Mooney's tenure at UR (since 2005-06).

2022-23 is Mooney's 18th season with Richmond. The only coaches in A-10 history with a longer tenure at a single school are John Chaney (24 seasons at Temple) and Phil Martelli (24 seasons at Saint Joseph's).

## FUTURE PRO

Tyler Burton, Richmond's leading scorer and rebounder last season, announced he was withdrawing from the NBA Draft to return to Richmond for his senior season on June 1.

Burton, who originally declared for the draft on April 6, participated in the NBA G League Elite Camp and worked out for 10 NBA teams last spring.

Burton was a Second Team All-Atlantic 10 pick and a First Team NABC All-Conference selection last season as he led Richmond with 16.1 points and 7.7 rebounds per game.

## TRANSFERS

After accepting just seven incoming transfers during his first 17 years at Richmond, Chris Mooney brought in three transfers this offseason to replenish the Richmond roster.

Neal Quinn signed with UR on April 14, choosing the Spiders over Pitt, Penn State, Virginia Tech, and Loyola Chicago. He was Second Team All-Patriot League at Lafayette last season, leading the Panthers in points (14.7 PPG), rebounds (7.4 RPG), assists (4.0 APG, second in Patriot League), and field goal pct (54.5, led Patriot League).

Isaiah Bigelow signed with the Spiders on April 15. The Wofford graduate averaged 8.3 points and 5.5 rebounds for the Terriers last season.

Jason Roche signed with the Spiders on April 26 after entertaining offers from Missouri, Pitt, Kansas State, and St. Bonaventure after entering the transfer portal. Roche was the Southern Conference Rookie of the Year at Citadel last season. He made 110 three-pointers (ninth in D-I, first among freshmen) and led the SoCon with 36.2 minutes per game.

Quinn and Bigelow have two years of eligibility remaining, while Roche has three.

## NEW BENCH

Richmond's three assistant coaches are all in their first year in that role with the Spiders.

David Boyden is a Richmond native who brings nearly 20 years of college coaching experience to UR. He was an assistant at UNCG last season following five seasons as an assistant at Radford.

Will Gipe was promoted to assistant coach after spending six years on the Richmond staff, including the three as the Director of Program Development. Gipe, 28, was the A-10's second-youngest assistant coach at the time of his promotion.

## THE LAST TIME

### TEAM

Ranked in AP Top 25: 12/7/20 | #19 (highest since 1957)  
Defeated Top 10 Team: 11/29/20 | #10 Kentucky, 76-64 (road)  
Defeated Top 25 Team: 3/17/22 | #16 Iowa, 67-63 (neutral)  
Defeated Top 25 Team, Home: 2/25/15 | #22 VCU, 67-63  
Defeated Top 25 Team, Away: 11/29/20 | #10 Kentucky, 76-64  
Defeated Top 25 Team, Neutral: 3/17/22 | #16 Iowa, 67-63  
Scored 90+: 11/14/22 | at Charleston, L 92-90 (OT)  
Scored 100+: 11/8/19 | vs Saint Francis, W 100-98 (OT)  
Allowed Less Than 50: 12/13/22 | vs FDU, W 77-48  
Allowed Less Than 40: 11/12/10 | vs Citadel, W 79-37  
Double-digit comeback win: 3/12/22 | vs Dayton, W 68-64 (15)  
Shot Over 60% FG: 12/1/21 | at Wofford, W 73-64 (62.2)  
Held Opp Under 35% FG: 12/13/22 | vs FDU, W 77-48 (31.1)  
Allowed Fewer 10 pts, half: 12/13/22 | vs FDU, W 77-48 (9 - 1st)  
Made 15+ 3PT FG: 11/16/21 | vs Georgia St, W 94-78 (16)  
Made 0 3PT FG: 1/25/16 | vs Davidson, L 78-70 (0-15)  
Made 35+ FT: 2/6/93 | vs UNCW, W 91-69 (36)  
50+ Rebounds: 3/6/20 | at Duquesne, W 73-62 (50)  
25+ Assists: 11/22/21 | vs Hofstra, W 81-68 (26)  
15+ Blocks: 1/13/10 | vs UMass, W 70-63 (17, SR)  
15+ Steals: 11/18/12 | at Minn, L 72-57 (15)  
3 or fewer turnovers: 12/1/18 | vs Wake Forest, W 84-74 (3)

### INDIVIDUAL

6+ players in double digit scoring: 3/18/15 | vs SFBK, W 84-74  
3 players, 20+ pts: 11/14/19 | vs Vanderbilt |  
Jacob Gilyard (26), Blake Francis (24), Nathan Cayo (20)  
2 players, 25+ pts: 1/28/17 vs Duquesne  
(T.J. Cline 34, ShawnDre' Jones 30)  
Scored 50+ pts: Bob McCurdy (53) vs Appalachian St, 2/26/75  
Scored 40-49: Bob McCurdy (46) vs West Virginia, 2/17/75  
Scored 35-39: Tyler Burton (38) at Charleston, 11/14/22  
Scored 30-34: Jacob Gilyard (32) vs VCU, 3/11/22  
Scored 25-29: Tyler Burton (26) at William & Mary, 12/3/22  
Made 6+ 3PT FG: Jacob Gilyard vs VCU, 3/11/22 (7-12)  
Made 15+ FT: Terry Allen (17) vs Cal, 11/27/15  
Had 25+ Reb: George Grodzicki (25) vs GW, 12/6/61  
Had 15+ Reb: Tyler Burton (15) vs Syracuse, 11/21/22  
2 players w/ 10+ reb: Burton (12), Cayo (11), & Golden (10) at SLU, 1/2/22  
Had 15+ assists: Greg Beckwith (16) vs Navy, 2/25/86  
Had 10+ assists: Jacob Gilyard (11) at George Mason, 2/9/22  
Had 5+ steals: Jacob Gilyard (6) vs Rhode Island, 3/10/22  
Had 5+ blocks: Grant Golden (6) vs George Mason, 2/27/19  
Multiple players with double-double: Gilyard (17 Pts 10 Ast) & Burton (12 Pts 13 Reb) vs UMass, 1/5/22  
Triple-Double: T.J. Cline (19 pts 11 reb 12 assists) vs SLU, 3/4/17

## SPIDERS W-L WHEN ...

|                          | OVERALL | ATLANTIC 10 |
|--------------------------|---------|-------------|
| Scores 60 or more        | 5-3     | --          |
| Scores 70 or more        | 2-2     | --          |
| Scores 80 or more        | 1-1     | --          |
| Scores under 60          | 0-3     | --          |
| Allows under 60          | 5-2     | --          |
| Allows under 70          | 5-2     | --          |
| Allows 70 or more        | 0-4     | --          |
| Decided by 5 or less     | 0-4     | --          |
| Leading/tied, 5 min left | 5-2     | --          |
| Trailing, 5 min left     | 0-4     | --          |
| Leading/tied, half       | 5-0     | --          |
| Trailing, half           | 0-6     | --          |
| Higher FG pct            | 5-0     | --          |
| Lower/Same FG pct        | 0-6     | --          |
| FG pct over 50           | 2-0     | --          |
| FG pct under 40          | 0-2     | --          |
| Outrebounded opponent    | 4-1     | --          |
| Outrebounded by opponent | 1-5     | --          |
| Fewer/same turnovers     | 2-2     | --          |
| More turnovers           | 3-4     | --          |
| Fewer/same assists       | 1-3     | --          |
| More assists             | 4-3     | --          |
| Day (before 5p)          | 1-0     | --          |
| Night (5p or later)      | 4-6     | --          |
| White jersey             | 5-3     | --          |
| Blue jersey              | 0-3     | --          |
| Red jersey               | --      | --          |

# THE BIG PICTURE

Peter Thomas returns to Richmond after originally serving as the team's Director of Basketball Operations from 2008 to 2013. Thomas, a Spiders captain as a senior in 2006-07, spent the previous nine seasons at Campbell, including the last five as associate head coach.

From last year's staff, Kevin Hovde is an assistant at Florida, Maurice Joseph is an assistant at Butler, and Rob Jones is associate head coach at Liberty.

## VOICE OF THE SPIDERS

For the 40th straight season, Bob Black is handling play-by-play duties for Spider men's basketball broadcasts. Black also hosts an afternoon show on ESPN Richmond, the Spiders radio rights-holder.

Black is teamed with analyst Greg Beckwith, a member of the Richmond Athletics Hall of Fame who is second on UR's career assists and steals lists.

In addition to doing the ESPN Richmond radio broadcast for all Robins Center games on national TV, Black and Beckwith anchor the SpiderTV broadcast for all of Richmond's home games on regional TV. Those broadcasts are produced and directed by Richmond Athletics Video Specialist Blake Ellett.

## WHO'S BACK, WHO'S NOT

With six players electing to use their additional year of COVID-19 eligibility to return to Richmond last season, the Spiders roster swelled to 20 players. With the eligibility of those six players expiring and two players leaving via transfer, UR's roster is at 16 players for 2022-23.

| Richmond Entering This Season |           |           |
|-------------------------------|-----------|-----------|
|                               | Returning | Departing |
| Minutes                       | 39%       | 61%       |
| Points                        | 37%       | 63%       |
| Rebounds                      | 44%       | 56%       |
| Assists                       | 23%       | 77%       |
| Steals                        | 36%       | 64%       |
| Blocks                        | 51%       | 49%       |

## GILYARD, GOLDEN GO OUT ON TOP

Among the eight players not returning from the 2021-22 team are four of the top 25 scorers in program history: Nathan Cayo (1,385 points), Nick Sherod (1,415 points), Jacob Gilyard (2,039 points), and Grant Golden (2,236 points).

Gilyard and Golden combined for eight A-10 All-Conference selections during their Richmond careers and are both among the school's all-time leaders in games played, points, and assists.

| All-Time Richmond Ranks |               |              |
|-------------------------|---------------|--------------|
|                         | Jacob Gilyard | Grant Golden |
| Games                   | 3rd           | 1st          |
| Points                  | 5th           | 2nd          |
| Assists                 | 1st           | 4th          |
| Field Goals             | 6th           | 2nd          |

Golden also ranks third on Richmond's career rebounding list and is eighth in blocks.

Gilyard holds the NCAA D-I record for career steals (466), the A-10 record for career assists (782), and UR record for career three-pointers (332). Over the previous five seasons, Gilyard played 5,747 minutes for Richmond, over 500 more minutes than any other player in D-I over that span.

Following last season, Gilyard was given the Men's Basketball Senior CLASS Award, given to one senior or graduate student in recognition of his achievements in competition, character, the classroom, and one's community.

## OFFENSIVE FLOW

Richmond runs a fast-paced offensive system that requires every player on the court to handle the ball, pass, and cut -- often on the same possession.

The Richmond offense embodies the concept of "position-less basketball." While shorter players will begin most possessions further away from the basket and taller players will begin most possessions on the wing or in the paint, they will rarely end up anywhere near where they started. Possessions are a frenzy of back-door cuts, entry passes to the high and low post, screens both on the ball and off the ball that, ideally, lead to an open high-percentage shot at the rim or from three-point range.

The Spiders excel at taking care of the ball, and have ranked in the top 25 in the nation in fewest turnovers per game in each of the previous four seasons (including ninth in 2021-22). Richmond has also ranked in the top 25 in D-I in assist-to-turnover ratio in each of the previous four seasons (including 16th in 2021-22) and in seven of the last eight seasons.

| Richmond D-I Ranks |       |               |
|--------------------|-------|---------------|
|                    | TO PG | Asst-TO Ratio |
| 2021-22            | 9th   | 16th          |
| 2020-21            | 11th  | 23rd          |
| 2019-20            | 21st  | 9th           |
| 2018-19            | 11th  | 7th           |

## MAN-TO-MAN 'D'

Richmond has played almost exclusively man-to-man defense in each of the previous three seasons after mostly relying on a match-up zone scheme for many years. Playing man-to-man, Richmond has ranked among D-I's top 100 defenses via KenPom's defensive efficiency metric in each of the previous three seasons (including 94th in 2021-22) after finishing outside the top 200 in 2017-18 (234th) and 2018-19 (287th).

## ATTENDANCE OVERLOAD

Richmond men's basketball's average attendance during the 2021-22 season ranked 78th across Division I, marking the first time the Spiders have finished in the top 80 in the nation since 1992-93. An average crowd of 6,072 attended Richmond's 15 home games last season.

Richmond has ranked in the top 100 in the nation in attendance in each of the previous 10 seasons (not including 2020-21), but 2021-22 is UR's best ranking since 1992-93, when the Spiders finished 69th in D-I with an average crowd of 7,214 in coach Dick Tarrant's final season.

Only two Atlantic 10 schools, Dayton and VCU, played in front of larger crowds than the Spiders in 2021-22. It's the first time Richmond has finished in the top three in the conference in attendance since 2017-18.

With a total enrollment of 4,002 last year, Richmond was the smallest school in the nation to average at least 6,000 fans in 2021-22, the 50th season of basketball at UR's Robins Center.

## NEW THREADS

The Spiders have new red alternate uniforms this season as the University of Richmond enters the second year of a five-year deal with adidas to become the official athletic footwear, apparel and accessory brand for the University of Richmond. The agreement runs through June 2026.

## BIG GAMES

### 20-POINT GAMES

| NAME           | CAREER             | LAST                          |
|----------------|--------------------|-------------------------------|
| Tyler Burton   | 15                 | 21 (Clemson, 12/17/22)        |
| Neal Quinn     | 7 (7 at Lafayette) | 20 (Holy Cross, 2/21/22)      |
| Jason Roche    | 7 (7 at Citadel)   | 23 (Citadel, 2/10/22)         |
| Jason Nelson   | 1                  | 21 (UNI, 11/11/22)            |
| Isaiah Bigelow | 1 (1 at Wofford)   | 28 (No. Greenville, 12/13/19) |

### DOUBLE-FIGURE SCORING GAMES

| NAME            | CAREER               | LAST                          |
|-----------------|----------------------|-------------------------------|
| Tyler Burton    | 61                   | 21 (Clemson, 12/17/22)        |
| Neal Quinn      | 41 (38 at Lafayette) | 10 (Clemson, 12/17/22)        |
| Isaiah Bigelow  | 25 (19 at Wofford)   | 17 (FDU, 12/13/22)            |
| Jason Roche     | 22 (19 at Citadel)   | 14 (Toledo, 11/30/22)         |
| Andre Gustavson | 11                   | 10 (Toledo, 11/30/22)         |
| Jason Nelson    | 6                    | 19 (Drake, 12/10/22)          |
| Matt Grace      | 6                    | 16 (Charleston, 11/14/22)     |
| Dji Bailey      | 1                    | 10 (Mississippi St, 11/27/21) |

### DOUBLE-FIGURE REBOUNDING GAMES

| NAME           | CAREER             | LAST                    |
|----------------|--------------------|-------------------------|
| Tyler Burton   | 20                 | 15 (Syracuse, 11/21/22) |
| Neal Quinn     | 7 (7 at Lafayette) | 10 (American, 2/2/22)   |
| Isaiah Bigelow | 4 (4 at Wofford)   | 10 (Furman, 1/22/22)    |

### DOUBLE-FIGURE ASSIST GAMES

| NAME            | CAREER             | LAST                      |
|-----------------|--------------------|---------------------------|
| Neal Quinn      | 1 (1 at Lafayette) | 10 (NJIT, 12/5/21)        |
| Andre Gustavson | 1                  | 10 (Georgetown, 11/28/18) |

### DOUBLE-DOUBLES

| NAME           | CAREER             | LAST                     |
|----------------|--------------------|--------------------------|
| Tyler Burton   | 19                 | 13 Pts 15 Reb (11/21/22) |
| Neal Quinn     | 7 (7 at Lafayette) | 22 Pts 10 Reb (2/2/22)   |
| Isaiah Bigelow | 2 (1 at Wofford)   | 16 Pts 11 Reb (11/17/22) |

## SPIDERS IN OVERTIME

All-Time Record: 79-56  
 2022-23 OT Record: 0-2  
 Last OT Game: L vs Syracuse, 74-71, 11/21/22  
 Last OT Win: W vs Vanderbilt, 93-92, 11/14/19  
 Last OT Loss: L vs Syracuse, 74-71, 11/21/22  
 Double OT Record: 12-11  
 Last 2OT Game: W at GW, 98-90, 1/28/16  
 Triple OT Record: 8-1  
 Last 3OT Game: L, vs. Saint Louis, 85-72, 2/8/09  
 Home OT Record: 42-20  
 Last Home OT Game: W vs Vanderbilt, 93-92, 11/14/19  
 Road OT Record: 27-31  
 Last Road OT Game: L at Charleston, 92-90, 11/14/22  
 Neutral OT Record: 10-5  
 Last Neutral OT Game: L vs Syracuse, 74-71, 11/21/22

## SPIDERS BY THE NUMBERS

- 10 NCAA Tournament Appearances
- 7 Conference Championships
- 9 NCAA Tournament Wins/2 Sweet Sixteens
- 9 NCAA tourney wins when seeded 12th or higher (more than twice as many as any other school)
- 1st 15-seed to beat a 2-seed (1991 vs Syracuse)
- 27 Professional Players under Chris Mooney
- 15 Wins over Top 25 since 2008





# WHERE THE SPIDERS DWELL

## ROBINS CENTER

Built in 1972 through the generosity of the E. Claiborne Robins family, the Robins Center is in its 51st season as one of the premier small-school college basketball arenas in the nation.

In its 50th season in 2021-2022, an average crowd of 6,072 attended Richmond's home games, which ranked 78th across Division I and marked the first time the Spiders have finished in the top 80 in average attendance in the nation since 1992-93. That year, an average crowd of 7,214 attended UR home games during legendary coach Dick Tarrant's final season.

Only two Atlantic 10 schools, Dayton and VCU, played in front of larger crowds than the Spiders in 2021-22. With a total enrollment of 4,002, Richmond was the smallest school in the nation to average at least 6,000 fans in 2021-22, the 50th season of basketball at UR's Robins Center.

The facility is much more than a basketball arena, however. The Robins Center has been home to addresses by world leaders, University commencements, WTA Tour events, track competitions, water polo matches, concerts, a 1992 Presidential Debate, and more.

Renovations to the lower level of the building in 2018 resulted in the creation of the Blandford-Everett Student-Athlete Performance Center, which provides Richmond's student-athletes with the latest strength and conditioning equipment, access to a nutrition fueling center, and a state-of-the-art sports medicine facility.

The arena underwent a \$17 million renovation in 2013 that revamped the lighting system and installed four 33' x 15' video boards in the corner sections. The renovation also reduced the arena's capacity from more than 9,000 to its current 7,201.



|                                   |                           |
|-----------------------------------|---------------------------|
| Capacity .....                    | 7,201                     |
| Season .....                      | 51st                      |
| 1st Game .....                    | 12/3/1972 (L vs Maryland) |
| All-Time Record .....             | 480-229 (4-1 this season) |
| 2021-22 Average Attendance .....  | 6,072 (+71)               |
| 2021-22 D-I Attendance Rank ..... | 78th (best since 1992-93) |
| 2021-22 Sellouts .....            | 1 (VCU)                   |
| Most Home Wins In A Season .....  | 16 (2014-15)              |

## QUEALLY ATHLETICS CENTER

The Queally Athletics Center is the everyday home of Spiders basketball.

Opened in October 2020 following 18 months of construction, the \$15 million practice facility's centerpiece is the Breed Family Practice Court. The gym includes a replica of the Robins Center court plus two additional half-courts and two more retractable baskets on the sidelines of the main court, for a total of six in the facility. Steps from the court is a 20-seat theater that allows for instant review of practice film and diagramming of offensive and defensive schemes.

The Boggs Strength and Conditioning Room, used exclusively by the men's and women's basketball teams, abuts the court's endline and is separated only by a pair of see-through retractable overhead doors. A six-table Sports Medicine suite, a hydrotherapy room with two pools, and the Bugg Fueling Station all border the strength and conditioning area and form the Ball Family Training Center.

Locker rooms and lounges for the men's and women's teams are also located on the ground floor, while the second floor includes Spider Hall, the main entrance to the Queally Athletics Center. The space, which serves to engage fans and alumni in celebration of the proud tradition of Richmond Athletics, features a giant video board as well as entrances to Millhiser Gymnasium and the University's new Student Well-Being Center, which are both adjacent to the QAC.

Head coach Chris Mooney believes that the facility will have a tremendous impact on his team. "The Queally Athletic Center will transform our entire basketball program. Our student-athletes will utilize the amenities of the physical structure each and everyday as prospective Spiders see the facility and anticipate their future at Richmond," said Mooney.

The facility is named for 1986 alumni Paul and Anne-Marie Queally, longtime supporters of the University of Richmond who contributed a \$7.5 million lead gift to launch the fundraising efforts for the new center.



## MILLHISER GYMNASIUM (MILL-high-zer)

As it enters its second century, one of the most historic and celebrated buildings on the University of Richmond campus has been completely renovated and now houses the Millhiser Student-Athlete Development Center and offices for both the men's basketball and women's basketball staffs.

The newest version of Millhiser Gymnasium opened in fall 2020 after being refurbished as part of the University's construction of the Queally Athletics Center and the Student Well-Being Center. A mezzanine level was installed to provide office suites for Richmond's basketball programs while the first floor, which still includes the historic gymnasium court surface, is the site of the Student-Athlete Development Center. The Center includes study and meeting spaces for Richmond's student-athletes as well as offices for Richmond Athletics' Academic Services and Leadership Development departments.

Millhiser's entry hall includes a restored classroom that overlooks the Queally Athletic Center's practice court and a recruiting room with end-zone views of Robins Stadium.

As part of Richmond's commitment to a sensitive restoration of the facility, many of Millhiser's iconic arched windows, which had been bricked in for decades, were re-opened.

Millhiser Gymnasium opened in 1921 and was Richmond's home court between 1922 and 1946.



# TEAM GAME-BY-GAME

|                       |            |       | Total |         | 3-Pointers |          | Free throws |         | Rebounds |     |     |     |      |     |     |     |     |     |     |      |
|-----------------------|------------|-------|-------|---------|------------|----------|-------------|---------|----------|-----|-----|-----|------|-----|-----|-----|-----|-----|-----|------|
| Opponent              | Date       | Score |       | FG-FGA  | PCT        | 3FG-3FGA | PCT         | FT-FTA  | PCT      | OFF | DEF | TOT | AVG  | PF  | A   | TO  | BLK | STL | PTS | AVG  |
| VMI                   | 11/07/2022 | 69-48 | W     | 23-51   | .451       | 7-28     | .250        | 16-29   | .552     | 9   | 35  | 44  | 44.0 | 16  | 13  | 10  | 5   | 5   | 69  | 69.0 |
| UNI                   | 11/11/2022 | 68-55 | W     | 24-53   | .453       | 8-27     | .296        | 12-15   | .800     | 6   | 32  | 38  | 41.0 | 12  | 10  | 11  | 4   | 4   | 68  | 68.5 |
| at Col. of Charleston | 11/14/2022 | 90-92 | Lot   | 28-63   | .444       | 11-26    | .423        | 23-27   | .852     | 8   | 30  | 38  | 40.0 | 19  | 13  | 15  | 3   | 7   | 90  | 75.7 |
| Wichita St.           | 11/17/2022 | 53-56 | L     | 20-53   | .377       | 8-29     | .276        | 5-7     | .714     | 7   | 22  | 29  | 37.3 | 17  | 13  | 13  | 1   | 6   | 53  | 70.0 |
| vs Syracuse           | 11/21/2022 | 71-74 | Lot   | 27-66   | .409       | 13-31    | .419        | 4-9     | .444     | 20  | 24  | 44  | 38.6 | 12  | 16  | 18  | 0   | 5   | 71  | 70.2 |
| vs Temple             | 11/22/2022 | 61-49 | W     | 23-53   | .434       | 7-19     | .368        | 8-12    | .667     | 9   | 23  | 32  | 37.5 | 11  | 13  | 10  | 3   | 8   | 61  | 68.7 |
| at Toledo             | 11/30/2022 | 67-90 | L     | 21-58   | .362       | 11-27    | .407        | 14-20   | .700     | 9   | 22  | 31  | 36.6 | 20  | 13  | 13  | 3   | 7   | 67  | 68.4 |
| at William & Mary     | 12/03/2022 | 57-58 | L     | 21-52   | .404       | 9-24     | .375        | 6-7     | .857     | 6   | 21  | 27  | 35.4 | 10  | 14  | 11  | 7   | 5   | 57  | 67.0 |
| Drake                 | 12/10/2022 | 82-52 | W     | 30-55   | .545       | 5-18     | .278        | 17-22   | .773     | 3   | 38  | 41  | 36.0 | 19  | 9   | 15  | 2   | 7   | 82  | 68.7 |
| Fairleigh Dickinson   | 12/13/2022 | 77-48 | W     | 29-55   | .527       | 13-31    | .419        | 6-7     | .857     | 5   | 34  | 39  | 36.3 | 6   | 19  | 14  | 4   | 5   | 77  | 69.5 |
| vs Clemson            | 12/17/2022 | 57-85 | L     | 21-51   | .412       | 7-22     | .318        | 8-15    | .533     | 3   | 26  | 29  | 35.6 | 15  | 9   | 15  | 2   | 5   | 57  | 68.4 |
| Total                 |            | 752   |       | 267-610 | .438       | 99-282   | .351        | 119-170 | .700     | 85  | 307 | 392 | 35.6 | 157 | 142 | 145 | 34  | 64  | 752 | 68.4 |
| Opponents             |            | 707   |       | 259-654 | .396       | 81-269   | .301        | 108-153 | .706     | 107 | 275 | 382 | 34.7 | 183 | 129 | 123 | 38  | 81  | 707 | 64.3 |

## Richmond Averages

| Games Played | Points/ game | FG Pct | 3FG Pct | FT Pct | Rebounds/ game | Assists/ game | Turnovers/ game | Assist/Turnover ratio | Steals/ game | Blocks/ game |
|--------------|--------------|--------|---------|--------|----------------|---------------|-----------------|-----------------------|--------------|--------------|
| 11           | 68.4         | 43.8   | 35.1    | 70.0   | 35.6           | 12.9          | 13.2            | 1.0                   | 5.8          | 3.1          |

# OPPONENT GAME-BY-GAME

|                       |            |       | Total |         | 3-Pointers |          | Free throws |         | Rebounds |     |     |     |      |     |     |     |     |     |     |      |
|-----------------------|------------|-------|-------|---------|------------|----------|-------------|---------|----------|-----|-----|-----|------|-----|-----|-----|-----|-----|-----|------|
| Opponent              | Date       | Score |       | FG-FGA  | PCT        | 3FG-3FGA | PCT         | FT-FTA  | PCT      | OFF | DEF | TOT | AVG  | PF  | A   | TO  | BLK | STL | PTS | AVG  |
| VMI                   | 11/07/2022 | 69-48 | W     | 16-64   | .250       | 7-33     | .212        | 9-14    | .643     | 15  | 24  | 39  | 39.0 | 25  | 6   | 12  | 1   | 2   | 48  | 48.0 |
| UNI                   | 11/11/2022 | 68-55 | W     | 20-61   | .328       | 3-22     | .136        | 12-17   | .706     | 11  | 25  | 36  | 37.5 | 15  | 5   | 8   | 2   | 7   | 55  | 51.5 |
| at Col. of Charleston | 11/14/2022 | 90-92 | Lot   | 32-72   | .444       | 10-35    | .286        | 18-24   | .750     | 14  | 27  | 41  | 38.7 | 23  | 17  | 13  | 7   | 11  | 92  | 65.0 |
| Wichita St.           | 11/17/2022 | 53-56 | L     | 20-48   | .417       | 4-17     | .235        | 12-18   | .667     | 9   | 27  | 36  | 38.0 | 13  | 6   | 13  | 1   | 8   | 56  | 62.8 |
| vs Syracuse           | 11/21/2022 | 71-74 | Lot   | 30-63   | .476       | 7-18     | .389        | 7-11    | .636     | 9   | 18  | 27  | 35.8 | 12  | 11  | 6   | 9   | 10  | 74  | 65.0 |
| vs Temple             | 11/22/2022 | 61-49 | W     | 18-49   | .367       | 10-27    | .370        | 3-7     | .429     | 9   | 24  | 33  | 35.3 | 18  | 15  | 16  | 5   | 1   | 49  | 62.3 |
| at Toledo             | 11/30/2022 | 67-90 | L     | 31-63   | .492       | 9-22     | .409        | 19-23   | .826     | 10  | 33  | 43  | 36.4 | 18  | 19  | 9   | 4   | 11  | 90  | 66.3 |
| at William & Mary     | 12/03/2022 | 57-58 | L     | 23-51   | .451       | 9-21     | .429        | 3-4     | .750     | 6   | 24  | 30  | 35.6 | 12  | 13  | 14  | 1   | 6   | 58  | 65.3 |
| Drake                 | 12/10/2022 | 82-52 | W     | 18-56   | .321       | 3-21     | .143        | 13-18   | .722     | 4   | 24  | 28  | 34.8 | 21  | 5   | 13  | 3   | 6   | 52  | 63.8 |
| Fairleigh Dickinson   | 12/13/2022 | 77-48 | W     | 19-61   | .311       | 7-27     | .259        | 3-4     | .750     | 8   | 21  | 29  | 34.2 | 13  | 12  | 11  | 0   | 10  | 48  | 62.2 |
| vs Clemson            | 12/17/2022 | 57-85 | L     | 32-66   | .485       | 12-26    | .462        | 9-13    | .692     | 12  | 28  | 40  | 34.7 | 13  | 20  | 8   | 5   | 9   | 85  | 64.3 |
| Total                 |            | 707   |       | 259-654 | .396       | 81-269   | .301        | 108-153 | .706     | 107 | 275 | 382 | 34.7 | 183 | 129 | 123 | 38  | 81  | 707 | 64.3 |
| Richmond              |            | 752   |       | 267-610 | .438       | 99-282   | .351        | 119-170 | .700     | 85  | 307 | 392 | 35.6 | 157 | 142 | 145 | 34  | 64  | 752 | 68.4 |

## Opponents Averages

| Games Played | Points/ game | FG Pct | 3FG Pct | FT Pct | Rebounds/ game | Assists/ game | Turnovers/ game | Assist/Turnover ratio | Steals/ game | Blocks/ game |
|--------------|--------------|--------|---------|--------|----------------|---------------|-----------------|-----------------------|--------------|--------------|
| 11           | 64.3         | 39.6   | 30.1    | 70.6   | 34.7           | 11.7          | 11.2            | 1.0                   | 7.4          | 3.5          |

# PTS-REB-AST

| Opponent              | Date       | Score |     | 1          | 2          | 3          | 4          | 5          | 10         | 11         | 12         | 15         | 21        | 22         |
|-----------------------|------------|-------|-----|------------|------------|------------|------------|------------|------------|------------|------------|------------|-----------|------------|
|                       |            |       |     | NELSON,JAS | RANDOLPH,M | BURTON,TYL | BAILEY,DJI | CRABTREE,C | WEAVER,LIA | ROCHE,JASO | DREAD,MALC | GRACE,MATT | WALZ,MIKE | GUSTAVSON, |
| VMI                   | 11/07/2022 | 69-48 | W   | 13-2-3     | 5-1-0      | 12-11-2    | 7-8-1      | DNP        | DNP        | 6-3-0      | DNP        | 1-4-3      | 0-1-0     | 5-2-1      |
| UNI                   | 11/11/2022 | 68-55 | W   | 21-3-2     | 5-1-0      | 11-9-0     | 0-2-0      | DNP        | DNP        | 14-2-0     | 0-0-0      | 6-3-5      | 0-0-0     | 3-3-0      |
| at Col. of Charleston | 11/14/2022 | 90-92 | Lot | 10-3-4     | 0-1-0      | 38-6-4     | 0-1-0      | DNP        | DNP        | 3-3-0      | DNP        | 16-5-3     | DNP       | 4-4-1      |
| Wichita St.           | 11/17/2022 | 53-56 | L   | 7-4-7      | 0-0-0      | 15-8-1     | 1-0-2      | DNP        | DNP        | 6-2-0      | DNP        | DNP        | DNP       | 2-1-1      |
| vs Syracuse           | 11/21/2022 | 71-74 | Lot | 14-4-6     | 0-0-0      | 13-15-2    | 5-4-2      | DNP        | DNP        | 12-5-1     | DNP        | DNP        | 0-0-0     | 2-1-3      |
| vs Temple             | 11/22/2022 | 61-49 | W   | 13-4-2     | 3-3-3      | 18-6-3     | 0-1-0      | DNP        | DNP        | 6-2-0      | DNP        | DNP        | 0-0-0     | 12-6-2     |
| at Toledo             | 11/30/2022 | 67-90 | L   | 5-2-2      | 3-3-0      | 15-9-2     | 5-2-4      | 0-0-0      | DNP        | 14-1-0     | DNP        | DNP        | 0-0-0     | 10-2-1     |
| at William & Mary     | 12/03/2022 | 57-58 | L   | 3-3-0      | 3-1-1      | 26-3-2     | 2-2-0      | DNP        | DNP        | 0-0-0      | DNP        | 3-5-5      | DNP       | 5-4-3      |
| Drake                 | 12/10/2022 | 82-52 | W   | 19-4-1     | 0-2-0      | 17-7-2     | 2-4-1      | 3-0-0      | DNP        | 7-1-0      | DNP        | 4-6-2      | 4-3-0     | 2-2-0      |
| Fairleigh Dickinson   | 12/13/2022 | 77-48 | W   | 9-2-5      | 3-2-0      | 12-9-1     | 3-2-3      | 0-3-1      | 0-0-0      | 9-3-1      | 0-2-0      | 4-2-2      | 2-0-0     | 3-2-1      |
| vs Clemson            | 12/17/2022 | 57-85 | L   | 0-2-2      | 6-0-1      | 21-7-1     | DNP        | 2-1-0      | DNP        | 6-2-0      | DNP        | 0-4-1      | 0-2-1     | 2-1-0      |
| Opponent              | Date       | Score |     | 24         | 25         | 32         | 34         | 35         |            |            |            |            |           |            |
|                       |            |       |     | BIGELOW,IS | SOUTHALL,Q | QUINN,NEAL | ARIZIN,GAB | NOYES,AIDA |            |            |            |            |           |            |
| VMI                   | 11/07/2022 | 69-48 | W   | 11-4-0     | DNP        | 7-7-3      | DNP        | 2-0-0      |            |            |            |            |           |            |
| UNI                   | 11/11/2022 | 68-55 | W   | 0-7-0      | DNP        | 8-5-3      | 0-1-0      | 0-0-0      |            |            |            |            |           |            |
| at Col. of Charleston | 11/14/2022 | 90-92 | Lot | 15-8-1     | DNP        | 4-2-0      | DNP        | DNP        |            |            |            |            |           |            |
| Wichita St.           | 11/17/2022 | 53-56 | L   | 16-11-1    | DNP        | 6-2-1      | DNP        | DNP        |            |            |            |            |           |            |
| vs Syracuse           | 11/21/2022 | 71-74 | Lot | 17-2-0     | DNP        | 8-9-2      | DNP        | DNP        |            |            |            |            |           |            |
| vs Temple             | 11/22/2022 | 61-49 | W   | 3-2-0      | DNP        | 6-8-3      | DNP        | DNP        |            |            |            |            |           |            |
| at Toledo             | 11/30/2022 | 67-90 | L   | 12-6-0     | DNP        | 3-3-4      | DNP        | 0-0-0      |            |            |            |            |           |            |
| at William & Mary     | 12/03/2022 | 57-58 | L   | 5-6-0      | DNP        | 10-1-3     | DNP        | DNP        |            |            |            |            |           |            |
| Drake                 | 12/10/2022 | 82-52 | W   | 7-5-0      | DNP        | 17-6-3     | DNP        | 0-1-0      |            |            |            |            |           |            |
| Fairleigh Dickinson   | 12/13/2022 | 77-48 | W   | 17-6-2     | 0-0-0      | 9-5-3      | 0-0-0      | 6-1-0      |            |            |            |            |           |            |
| vs Clemson            | 12/17/2022 | 57-85 | L   | 5-5-0      | DNP        | 10-2-3     | DNP        | 5-0-0      |            |            |            |            |           |            |



# SPECIALTY STATS

| DATE  | OPPONENT            | PTS/TO | PAINT | 2ND CHANCE | FAST BREAK | BENCH | TIES | LEAD CHANGES | LEADING | TRAILING | LEAD LOST/DEFICIT OVERCOME |
|-------|---------------------|--------|-------|------------|------------|-------|------|--------------|---------|----------|----------------------------|
| 11/7  | VMI                 | 12     | 30    | 7          | 14         | 31    | 0    | 1            | 32:06   | 6:19     | Trailed by 5 (1st - 17:50) |
| 11/11 | Northern Iowa       | 7      | 30    | 8          | 0          | 19    | 5    | 4            | 31:08   | 5:19     | Trailed by 4 (1st - 14:25) |
| 11/14 | Charleston          | 11     | 30    | 7          | 7          | 18    | 4    | 2            | 6:01    | 36:59    | Led by 5 (OT - 2:44)       |
| 11/17 | Wichita State       | 14     | 18    | 6          | 11         | 7     | 1    | 6            | 4:47    | 32:48    | Led by 6 (2nd - 9:35)      |
| 11/21 | Syracuse            | 8      | 26    | 9          | 10         | 17    | 8    | 16           | 13:30   | 24:51    | Led by 5 (2nd - 5:54)      |
| 11/22 | Temple              | 16     | 26    | 11         | 4          | 9     | 2    | 5            | 25:17   | 13:27    | Trailed by 9 (1st - 8:59)  |
| 11/30 | Toledo              | 15     | 18    | 13         | 7          | 22    | 2    | 12           | 7:16    | 31:34    | Led by 3 (1st - 13:02)     |
| 12/3  | William & Mary      | 17     | 22    | 7          | 2          | 13    | 2    | 5            | 8:02    | 29:11    | Led by 6 (2nd - 4:22)      |
| 12/10 | Drake               | 16     | 46    | 4          | 12         | 23    | 0    | 0            | 38:28   | --       | --                         |
| 12/13 | Fairleigh Dickinson | 19     | 32    | 8          | 0          | 40    | 0    | 0            | 39:34   | --       | --                         |
| 12/17 | Clemson             | 3      | 26    | 2          | 3          | 24    | 0    | 0            | --      | 39:17    | --                         |

v

## UNIVERSITY OF RICHMOND FACTS

- Ranked 18th among "Best Liberal Arts Colleges" (US News & World Report)

According to the Princeton Review:

- Ranked 3rd for "Most Beautiful Campus"
- Ranked 5th for Best Athletic Facilities
- No. 7 "Best-Run" college in the country
- Ranked 8th for "Best Classroom Experience"
- Ranked 10th for "Quality of Life"

Robins Business School ranked 18th in nation (Poets & Quants)

8:1 faculty-staff ratio; two-thirds of classes have < 20 students

University endowment valued at more than \$3.3 billion

Founded in 1830, sixth oldest school in Virginia

## UNIVERSITY OF RICHMOND ALUMNI

**Kenny Atkinson** Former Brooklyn Nets Head Coach

**Sean Casey** Three-Time MLB All-Star

**Joe Douglas** New York Jets General Manager

**Tim Finchem** Former PGA TOUR Commissioner

**Douglas Freeman** Historian, 2-time Pulitzer Prize winner

**Tim Hightower** Former NFL Running Back

**Melanie Healey** Former Procter & Gamble President

**Brian Jordan** Former MLB & NFL Player

**Todd McShay** ESPN NFL Draft Analyst

**Leland Melvin** NASA Astronaut

**Johnny Newman** Former NBA Player (UR's all-time leading scorer)

**Lil Dicky** Rapper & star of FX's *Dave*





# FAMILY BUSINESS

Several Spiders have family members who participated in college athletics.

Tyler Burton's father Quinton played at Providence and helped the Friars to a pair of NCAA Tournament appearances in 1989 and 1990. He scored 11.1 PPG as a senior. When he was being recruited, his final two schools were Providence and Richmond.

Gabe Arizin is the grandson of Basketball Hall-of-Famer Paul Arizin, a 10-time NBA All-Star who twice led the league in scoring. He attended Villanova and led the nation in scoring as a senior in 1950. His No. 11 jersey has been retired by the school. He was inducted into the College Basketball Hall of Fame in 2006. Gabe's father Mike played at William & Mary and La Salle. He earned All Southern-Conference honors following his freshman and sophomore seasons at W&M.

Jason Nelson's father Jason Nelson Sr. played basketball at Virginia Union University and was a member of the school's 2005 team that won the NCAA Division II National Championship. Malcolm Dread's brother Myles plays basketball at Penn State, and his father Aaron played basketball at Millersville University in Pennsylvania.

Connor Crabtree has had three members of his immediate family play college basketball. His dad Keith and his mom Carol played basketball at Longwood University. His older brother Keegan played at D-II Lees-McCrae College.


Andre Gustavson's younger brother Nikolas plays basketball at North Alabama in the Atlantic Sun conference. His mother Natali played for the Azerbaijan national women's basketball team.

Matt Grace's father Kelly played at Brock University in Canada, where he scored more than 1,500 points and collected more than 1,000 rebounds. Grace's younger brother Mike plays lacrosse at the Rochester Institute of Technology.

Jason Roche's cousin Christine Cleary played basketball at Wisconsin, while another cousin Joe Cleary ran track for the Badgers.

Quentin Southall is the son of Cornelius Southall, who played defensive back for Notre Dame and led the Irish to a national championship in 1988.

Neal Quinn's dad William played college golf at St. John's University, and Liam Weaver's father Tim ran track at Tulsa.



PAUL ARIZIN

## SPIDER BITES

### BASKETBALL (AND OTHER THINGS)

Who is the greatest basketball player of all time? More than half (9 of 16, or 56 percent) chose LeBron James. Michael Jordan, with four votes, was the only other player picked more than once. When it comes to athletic skills off the court, five Spiders (Dji Bailey, Isaiah Bigelow, Malcolm Dread, Jason Nelson, Marcus Randolph) named football as their best sport outside of basketball, edging out golf and baseball (three votes each) as the most popular answer. The choice was easy for Liam Weaver, a three-time All-State soccer selection in high school, and Canadian Matt Grace, who went with a national obsession in ice hockey. Tyler Burton chose tennis, while Neal Quinn said he excels at a different racket sport: badminton. When it comes to playing basketball for Richmond, half of the Spiders said they prefer to wear UR's home whites uniform, twice as many as both road blues and alternate reds (both 25 percent).



### FOOD FOR THOUGHT

The Spiders recognize the need to load up on food that will give them the fuel needed to make it through the day. Broccoli is the favorite vegetable of a team-high five Spiders (31 percent), while pineapples, strawberries, and watermelons split the favorite fruit title, with three votes each. When that extra kick needs to come from more artificial sources, the Spiders are divided on a preferred caffeine source, with five players each choosing coffee, tea, and energy drinks. Of course, even the most healthy-minded college students can lose their way at times. When that happens, the Spiders prefer Chick-fil-A as their fast food restaurant of choice (7 of 16 votes, four more than any other restaurant) and will choose pepperoni on their pizza (the favorite topping for eight Spiders, five more than runner-up bacon). When the Spiders are forced to cook for themselves, their best bet seems to be pasta. Six of the 16 Spiders said the best dish they can cook involves some type of noodle, including everything from chicken alfredo (Isaiah Bigelow & Michael Walz) to the somewhat less-refined ramen noodles (Marcus Randolph).

### STAGE FRIGHT

Overall, the Spiders are a brave bunch. 75 percent of them have no problems riding roller coasters (although Dji Bailey, Connor Crabtree, Malcolm Dread, and Aidan Noyes will pass). And six of them (38 percent) have braved the tattoo needle, with Mo Dread sporting a team-high eight tattoos. When forced to confess one thing they are afraid of, a team-high four players chose heights (Jason Nelson, Aidan Noyes, Jason Roche, Michael Walz). Other answers included clowns (Dji Bailey), cockroaches (Andre Gustavson), dolls (Quentin Southall), snakes (Neal Quinn), and -- incredibly -- Spiders, with Tyler Burton, Connor Crabtree, and Liam Weaver saying they are afraid of the UR mascot. Spider-Man is the favorite superhero of three Spiders (Isaiah Bigelow, Andre Gustavson, Quentin Southall), the second-most popular choice among the team but far behind Batman, the favorite superhero of 11 Spiders (69 percent).



### LEISURE WEAR

The life of a Division I student-athlete doesn't allow for a great deal of leisure time, but when they do get some time for recreation and vacation, 11 of the 16 Spiders are more likely to head to the ocean rather than a lake (four) or river (one - Jason Nelson, a native of Richmond, Va. AKA River City). Opinions are more divided when it comes to the ideal climate, season, or place to travel. By a nine to seven margin, the Spiders say they would rather be cold than hot. But spring is the season of choice for a team-high seven Spiders, with summer, fall, and winter each receiving three votes. When it comes to international travel, Ireland would be the preferred destination for a team-high three Spiders (Malcolm Dread, Neal Quinn, Jason Roche). The other countries to receive multiple votes were Japan (Dji Bailey, Liam Weaver), Greece (Tyler Burton, Michael Walz), Italy (Connor Crabtree, Quentin Southall), and Burkina Faso (Gabe Arizin, Matt Grace). When vacation turns to staycation, the Spiders have opinions about how to fill their free time. A team-high five players say The Lion King is their favorite Disney movie, narrowly edging out Ratatouille (three votes). For a second-screen experience while watching Simba, the Spiders choose Instagram as their favorite social media app, with IG outpacing twitter nine votes to five. Two Spiders, Connor Crabtree and Malcolm Dread, opt for Tik Tok instead.



### TURN ME UP

When it comes time to get ready for a game, a team-high five Spiders said Drake is the artist most likely to be on their headphones. Lil Baby (four), J-Cole (two), and Rod Wave (two) also received multiple votes. While all 16 Spiders chose rap as their preferred pregame music, their responses when they were asked about the first concert they ever attended were more varied. Gabe Arizin's first concert was a show by the Black-Eyed Peas, while Jason Roche's was country singer Luke Bryan. Liam Weaver (Train) and Matt Grace (Weezer) saw alternative rock acts at their first concerts, while Tyler Burton opted for something a little harder, attending a Marilyn Manson and Rob Zombie show. The least surprising answer came from Marcus Randolph, who said his first concert was a show by Robert Randolph and the Family Band. His father, Marcus Randolph Sr., is the drummer of the four-time Grammy-nominated blues/funk/gospel group.



# INDIVIDUAL GAME HIGHS

|                                    |       |       |  |
|------------------------------------|-------|-------|--|
| POINTS                             | 38    |       | Tyler Burton at Col. of Charleston (11/14/2022)    |
|                                    | 26    |       | Tyler Burton at William & Mary (12/03/2022)        |
|                                    | 21    |       | Tyler Burton vs Clemson (N) (12/17/2022)           |
|                                    | 21    |       | Jason Nelson vs UNI (11/11/2022)                   |
|                                    | 19    |       | Jason Nelson vs Drake (12/10/2022)                 |
| FIELD GOALS MADE                   | 13    |       | Tyler Burton at Col. of Charleston (11/14/2022)    |
|                                    | 10    |       | Tyler Burton at William & Mary (12/03/2022)        |
| FIELD GOAL ATTEMPTS                | 21    |       | Tyler Burton at William & Mary (12/03/2022)        |
|                                    | 20    |       | Tyler Burton at Col. of Charleston (11/14/2022)    |
| FIELD GOAL PERCENTAGE (min 5 made) | .889  | (8-9) | Neal Quinn vs Drake (12/10/2022)                   |
|                                    | .833  | (5-6) | Andre Gustavson vs Temple (N) (11/22/2022)         |
|                                    | .833  | (5-6) | Matt Grace at Col. of Charleston (11/14/2022)      |
| 3 PT FG MADE                       | 4     |       | Tyler Burton at William & Mary (12/03/2022)        |
|                                    | 4     |       | Jason Roche at Toledo (11/30/2022)                 |
|                                    | 4     |       | Jason Nelson vs Syracuse (N) (11/21/2022)          |
|                                    | 4     |       | Jason Roche vs Syracuse (N) (11/21/2022)           |
|                                    | 4     |       | Tyler Burton at Col. of Charleston (11/14/2022)    |
| 3 PT FG ATTEMPTS                   | 10    |       | Isaiah Bigelow vs Wichita St. (11/17/2022)         |
|                                    | 9     |       | Isaiah Bigelow vs Syracuse (N) (11/21/2022)        |
| 3 PT FG PERCENTAGE (min 2 made)    | 1.000 | (3-3) | Jason Nelson vs Drake (12/10/2022)                 |
|                                    | 1.000 | (2-2) | Andre Gustavson at Toledo (11/30/2022)             |
|                                    | 1.000 | (2-2) | Matt Grace at Col. of Charleston (11/14/2022)      |
| FREE THROWS MADE                   | 8     |       | Tyler Burton at Col. of Charleston (11/14/2022)    |
|                                    | 7     |       | Tyler Burton vs Drake (12/10/2022)                 |
|                                    | 7     |       | Tyler Burton at Toledo (11/30/2022)                |
| FREE THROW ATTEMPTS                | 9     |       | Tyler Burton vs Drake (12/10/2022)                 |
|                                    | 9     |       | Tyler Burton at Toledo (11/30/2022)                |
| FREE THROW PERCENTAGE (min 3 made) | 1.000 | (8-8) | Tyler Burton at Col. of Charleston (11/14/2022)    |
|                                    | 1.000 | (6-6) | Isaiah Bigelow at Col. of Charleston (11/14/2022)  |
|                                    | 1.000 | (4-4) | Neal Quinn at William & Mary (12/03/2022)          |
|                                    | 1.000 | (4-4) | Matt Grace at Col. of Charleston (11/14/2022)      |
|                                    | 1.000 | (3-3) | Isaiah Bigelow vs Wichita St. (11/17/2022)         |
| REBOUNDS                           | 15    |       | Tyler Burton vs Syracuse (N) (11/21/2022)          |
|                                    | 11    |       | Isaiah Bigelow vs Wichita St. (11/17/2022)         |
|                                    | 11    |       | Tyler Burton vs VMI (11/07/2022)                   |
| ASSISTS                            | 7     |       | Jason Nelson vs Wichita St. (11/17/2022)           |
|                                    | 6     |       | Jason Nelson vs Syracuse (N) (11/21/2022)          |
| STEALS                             | 3     |       | Tyler Burton vs Clemson (N) (12/17/2022)           |
|                                    | 3     |       | Tyler Burton at William & Mary (12/03/2022)        |
| BLOCKED SHOTS                      | 3     |       | Neal Quinn vs Fairleigh Dickinson (12/13/2022)     |
|                                    | 3     |       | Matt Grace at William & Mary (12/03/2022)          |
| TURNOVERS                          | 5     |       | Neal Quinn vs Clemson (N) (12/17/2022)             |
|                                    | 5     |       | Jason Nelson vs Wichita St. (11/17/2022)           |
|                                    | 5     |       | Tyler Burton at Col. of Charleston (11/14/2022)    |
| FOULS                              | 5     |       | Andre Gustavson at Col. of Charleston (11/14/2022) |
|                                    | 4     |       | Neal Quinn vs Clemson (N) (12/17/2022)             |
|                                    | 4     |       | Isaiah Bigelow at Toledo (11/30/2022)              |
|                                    | 4     |       | Andre Gustavson vs Temple (N) (11/22/2022)         |
|                                    | 4     |       | Jason Nelson vs Syracuse (N) (11/21/2022)          |
|                                    | 4     |       | Neal Quinn vs Syracuse (N) (11/21/2022)            |
|                                    | 4     |       | Jason Roche vs Wichita St. (11/17/2022)            |
|                                    | 4     |       | Jason Nelson vs VMI (11/07/2022)                   |





# CHRIS MOONEY

## HEAD COACH

### 18th SEASON

### PRINCETON, 1994

In his first 17 seasons at Richmond, Chris Mooney led the Spiders to their only two Atlantic 10 championships, three NCAA Tournaments, seven 20-win seasons, and nine postseason appearances while amassing more wins than any other coach in program history (312 entering the 2022-23 season).

Mooney ranks among the longest-tenured and most successful coaches in Atlantic 10 history. The 2022-23 season is Mooney's 18th with the Spiders, giving him the third-longest tenure by a coach at a single school in conference history (John Chaney - 24 seasons at Temple; Phil Martelli - 24 seasons at Saint Joseph's). In his first 17 seasons, Mooney amassed 154 conference wins, the fourth most by a coach in A-10 history, and 312 total wins, the fifth most by a coach in A-10 history. Mooney is one of 11 coaches to ever win multiple A-10 titles, and only four coaches have won more A-10 championships than Mooney's two: John Chaney (6), John Calipari (5), Phil Martelli (3), and Fran Dunphy (3).

In 2021-22, Mooney and the Spiders captured the second A-10 title in program history and upset Big Ten champion Iowa in the First Round of the NCAA Tournament. Richmond won four games in four days to win the Atlantic 10, opening with a win against 11-seed Rhode Island and then defeating 3-seed VCU, 2-seed Dayton, and 1-seed Davidson. The Spiders overcame 15-point deficits against URI and Dayton, two of UR's six comeback wins of 14 or more points during the season, and defeated Davidson 64-62 in the A-10 final after trailin'g by six points with 90 seconds remaining. Richmond earned a 12 seed in the Midwest Region of the NCAA Tournament and a match up with Big Ten champion Iowa, a 5 seed, in the First Round. Days after being named Most Outstanding Player of the A-10 Tournament, Jacob Gilyard led all players with 24 points and six assists and Nathan Cayo recorded a pair of 'And-1's' in the final 90 seconds to lead UR to a 67-63 win and secure the sixth trip to the Second Round of the NCAA Tournament in program history. The win was Richmond's ninth NCAA Tournament win when seeded 12th or lower, more than twice as many as any other school in Tournament history. Richmond finished 24-13, the fourth-most wins ever by a Spiders team, and Mooney was named UR's Coach of the Year by the school's Student-Athlete Advisory Council (SAAC). After setting the NCAA Division I career steals record in December, Gilyard was a semifinalist for the Naismith National Defensive Player of the Year, a Lefty Driesell Defensive All-American, and the Virginia State Defensive Player of the Year. In April, he won the Senior CLASS Award as the top senior or graduate student-athlete in NCAA Division I Men's Basketball. Gilyard also earned A-10 All-Conference honors for a fourth straight season. Tyler Burton led Richmond in scoring and rebounding and was named Second Team All-Atlantic 10 by the conference and First Team All-Atlantic 10 by the NABC. Burton totaled the 14th-most points, 594, and the seventh-most rebounds, 285, in a season in program history. Grant Golden was named to the A-10 All-Tournament Team and finished his Spiders career with the second-most points (2,246), third-most rebounds (1,015), and fourth-most assists (476) in Spiders history.

Mooney and the Spiders posted a 14-9 record in the COVID-shortened 2020-21 season and advanced to the quarterfinals of the NIT. Richmond opened the season by winning the Bluegrass Showcase in Lexington, Ky. The Spiders beat 10th-ranked Kentucky in the final game for the program's first road win ever vs a team in the top 10 of the Associated Press Poll. UR rose as high as 19th in the AP Top 25 during its 4-0 start, the best ranking for the Spiders since December 1957. Richmond earned a 2-seed in the NIT and defeated MAC regular-season champion Toledo in the First Round despite playing without its two leading scorers, Blake Francis and Grant Golden, who were sidelined with injuries. Jacob Gilyard broke Richmond's career assists record while leading the nation in steals for a second straight season and being named a Lefty Driesell Defensive All-American. Tyler Burton earned the A-10's Chris Daniels Award, given to the conference's most improved player. He was one of four Spiders to earn A-10 honors, as Francis, Gilyard, and Golden landed on the league's All-Conference teams for a second straight season.

In 2019-20, Mooney led Richmond to one of the best regular seasons in program history and was on the verge of taking the Spiders to the NCAA Tournament when the postseason was canceled due to COVID-19. The Spiders went 24-7, tying the school record for regular-season wins, and posted three wins over power-conference opponents, including a victory over eventual Big Ten champion Wisconsin in the Legends Classic. Richmond went 14-4 in conference play, a program record for conference wins in a season, and finished second in the Atlantic 10, the highest regular-season finish for UR since joining the conference in 2001. Mooney's Spiders relied on a starting lineup comprised entirely of juniors, three of whom -- Jacob Gilyard, Blake Francis, and Grant Golden -- earned All-Atlantic 10 honors following the season. Gilyard was also named A-10 Defensive Player of the Year and was a semifinalist for the Naismith National Defensive Player of the Year Award after leading D-I with 99 steals, a single-season school record. The Spiders received votes in the AP Top 25 six times, including a season-high six in the final poll of the season.

2009-10 and 2010-11 are remembered as two of the top seasons in Mooney's coaching career and in Spider basketball history. In 2011, Richmond defeated Dayton in the A-10 championship game to earn Mooney's first conference championship, the Spiders first title since Richmond joined the Atlantic 10 in 2001. The Spiders would go on to the second Sweet 16 in program history by downing Vanderbilt and Morehead State in the NCAA Denver Subregional. Richmond finished 29-8, set a school record for wins, and finished 21st in the coaches poll.

In 2010, Richmond earned its first NCAA at-large bid since 2004, garnering a seven seed before falling in the first round of the tournament. Mooney was named the 2010 Sporting News Atlantic 10 Coach of the Year, and was a finalist for the 2010 Jim Phelan National Coach of the Year award. The Spiders finished the season ranked 24th in the final AP Top 25.

Mooney previously coached at Air Force for five seasons: three as an assistant, one as an associate head coach and his final season as head coach. In 2004-05, Mooney led the Falcons to an 18-12 record and votes in the national polls. His 18 victories were the most by a first-year head coach at Air Force.

Mooney began coaching at the high school level, taking a job at Lansdale Catholic High School in Lansdale, Pa., in 1994. His first college coaching experience came at Division III Beaver College, now known as Arcadia University. He spent two seasons there from 1998-2000. While at Beaver College, Mooney only coached part-time, spending much of his time as an event coordinator. He helped plan weddings and events while also serving as the team manager. Mooney is married to the former Lia Chomat, a Princeton graduate who also has a doctorate in psychology from Penn. The couple has two sons, Danny and Ryan.

#### COACHING HONORS

2022 Richmond Athletics Coach of the Year  
2010 Sporting News Atlantic 10 Coach of the Year  
2010 Jim Phelan National Coach of the Year Finalist

#### POSTSEASON ACCOMPLISHMENTS

2022 NCAA Second Round  
2022 Atlantic 10 Champions  
2021 NIT Quarterfinals  
2017 NIT Quarterfinals  
2015 NIT Quarterfinals  
2013 CBI Quarterfinals  
2011 NCAA Sweet 16  
2011 Atlantic 10 Champions  
2010 NCAA First Round  
2009 CBI Semifinals  
2008 CBI First Round

#### AS A D-I HEAD COACH

| YEAR                     | SCHOOL    | RECORD         | CONF.          | FINISH |
|--------------------------|-----------|----------------|----------------|--------|
| 2022-23                  | Richmond  | 5-6            | --             | --     |
| 2021-22                  | Richmond  | 24-13          | 10-8           | 6th    |
| 2020-21                  | Richmond  | 14-9           | 6-5            | 8th    |
| 2019-20                  | Richmond  | 24-7           | 14-4           | 2nd    |
| 2018-19                  | Richmond  | 13-20          | 6-12           | t-10th |
| 2017-18                  | Richmond  | 12-20          | 9-9            | t-5th  |
| 2016-17                  | Richmond  | 22-13          | 13-5           | t-3rd  |
| 2015-16                  | Richmond  | 16-16          | 7-11           | 9th    |
| 2014-15                  | Richmond  | 21-14          | 12-4           | 4th    |
| 2013-14                  | Richmond  | 19-14          | 8-8            | 7th    |
| 2012-13                  | Richmond  | 19-15          | 8-8            | t-8th  |
| 2011-12                  | Richmond  | 16-16          | 7-9            | t-9th  |
| 2010-11                  | Richmond  | 29-8           | 13-3           | 3rd    |
| 2009-10                  | Richmond  | 26-9           | 13-3           | 3rd    |
| 2008-09                  | Richmond  | 20-16          | 9-7            | t-5th  |
| 2007-08                  | Richmond  | 16-15          | 9-7            | t-4th  |
| 2006-07                  | Richmond  | 8-22           | 4-12           | t-12th |
| 2005-06                  | Richmond  | 13-17          | 6-10           | t-11th |
| 2004-05                  | Air Force | 18-12          | 9-5            | 3rd    |
| Richmond (2005-pres.)    |           | 317-250 (.559) | 154-127 (.548) |        |
| Air Force (2004-05)      |           | 18-12 (.600)   | 9-5 (.643)     |        |
| Career Record (D-I only) |           | 335-262 (.561) | 163-132 (.553) |        |

Head Coach, Richmond, 2005-present  
Head Coach, Air Force, 2004-05  
Associate Head Coach, Air Force, 2003-04  
Assistant Coach, Air Force, 2000-03  
Head Coach, Arcadia University (Div III), 1997-00

#### AS A PLAYER

A 1994 graduate with a B.A. in English, Mooney led Princeton to two Ivy League titles. The four-year letterwinner amassed 1,071 points and started all 107 games in his career.







## #1 JASON NELSON G | R-FR | 5'10" | 175 RICHMOND, VA JOHN MARSHALL

REDSHIRT FRESHMAN (2022-23)

### GAME-BY-GAME

12/12 - Named A-10 Rookie of the Week for his performance vs Drake ... Became 1st player to win award multiple times this season and first Spider to win award multiple times since Grant Golden in 2017-18 ... 12/10 vs Drake - Scored a game-high 19 points while shooting 3-3 from three-point range ... 11/21 vs Syracuse - Scored all 14 of his points in the 2nd half and OT ... 11/14

- Named A-10 Rookie of the Week after averaging a team-high 17 PPG in a pair of opening-week wins ... first Spider to win A-10 Rookie of the Week since Dec. 31, 2018 (Jake Wojcik) ... 11/11 vs UNI - Scored a game-high 21 points, the most by a UR freshman in a

November game since Nov. 25, 2017 (Grant Golden vs Georgetown) ... 11/7 vs VMI - Led Richmond with 13 points in his first career start ... Scored all 13 of his points after halftime

REDSHIRT (2021-22)

- Led Richmond's scout team while redshirting

### HIGH SCHOOL

- 2020 Virginia Class 2 Player of the Year ... averaged 17.3 points, 5.9 assists, 3.8 rebounds per game
- 2020 First Team All-Metro selection by the Richmond Times-Dispatch
- Led John Marshall High School to Virginia Class 2 state title in 2020
- Did not play as a high school senior due to COVID-19
- Played first two high school seasons at Varina High School ... Led team to 25-2 record and Class 5 state semifinals in 2019 and 26-2 record and Class 5 state title in 2018
- Won state titles for two different schools in his three high school seasons ... teams posted a combined record of 75-6
- Committed to Richmond in June 2020
- Chose Richmond after narrowing his options to UR and Vanderbilt ... Also received an offer from UR's A-10 rival VCU
- No. 12 recruit in Virginia's Class of 2021 by 247Sports.com

### PERSONAL

- Son of Jennifer and Jason ... Father Jason Nelson Sr. played basketball at Virginia Union University and helped team to 2005 NCAA Division II Championship
- Has four younger siblings: brothers Cameron and Jayden and sisters Kennedy and London
- Born on April 16, 2002

### CAREER HIGHS

| Statistic    | Value |                         |
|--------------|-------|-------------------------|
| Points       | 21    | vs UNI 11/11/22         |
| Rebounds     | 4     | 4 times                 |
| Assists      | 7     | vs Wichita St. 11/17/22 |
| Steals       | 2     | 5 times                 |
| FG Made      | 9     | vs UNI 11/11/22         |
| FG Attempts  | 15    | vs UNI 11/11/22         |
| 3FG Made     | 4     | vs Syracuse 11/21/22    |
| 3FG Attempts | 6     | vs Syracuse 11/21/22    |
| FT Made      | 5     | vs Temple 11/22/22      |
| FT Attempts  | 8     | vs VMI 11/07/22         |

### CAREER STATS

|         |      |       |          | Field Goals |      | 3-Point  |      | F-Throws |      | Rebounds |     |     |     |       |    |    |     |     | Scoring |      |
|---------|------|-------|----------|-------------|------|----------|------|----------|------|----------|-----|-----|-----|-------|----|----|-----|-----|---------|------|
| SEASON  | TEAM | GP-GS | MIN/AVG  | FG-FGA      | FG%  | 3FG-3FGA | 3FG% | FT-FTA   | FT%  | OFF      | DEF | TOT | AVG | PF-FO | A  | TO | BLK | STL | PTS     | AVG  |
| 2022-23 | UR   | 11-11 | 336/30.5 | 39-97       | .402 | 13-42    | .310 | 23-36    | .639 | 6        | 27  | 33  | 3.0 | 22-0  | 34 | 23 | 0   | 14  | 114     | 10.4 |
| TOTAL   |      | 11-11 | 336/30.5 | 39-97       | .402 | 13-42    | .310 | 23-36    | .639 | 6        | 27  | 33  | 3.0 | 22-0  | 34 | 23 | 0   | 14  | 114     | 10.4 |

### GAME LOGS

| Opponent              | Date       | GS | MIN   | Total  |       | 3-Pointers |       | Free throws |       | Rebounds |     |     |     | PF  | A  | TO | BLK | STL | PTS | AVG  |      |
|-----------------------|------------|----|-------|--------|-------|------------|-------|-------------|-------|----------|-----|-----|-----|-----|----|----|-----|-----|-----|------|------|
|                       |            |    |       | FG-FGA | PCT   | 3FG-3FGA   | PCT   | FT-FTA      | PCT   | OFF      | DEF | TOT | AVG |     |    |    |     |     |     |      |      |
| VMI                   | 11/07/2022 | *  | 28:26 | 5-10   | .500  | 1-4        | .250  | 2-8         | .250  | 0        | 2   | 2   | 2.0 | 4   | 3  | 0  | 0   | 2   | 13  | 13.0 |      |
| UNI                   | 11/11/2022 | *  | 31:08 | 9-15   | .600  | 1-5        | .200  | 2-2         | 1.000 | 0        | 3   | 3   | 2.5 | 1   | 2  | 3  | 0   | 1   | 21  | 17.0 |      |
| at Col. of Charleston | 11/14/2022 | *  | 41:06 | 3-12   | .250  | 0-2        | .000  | 4-7         | .571  | 1        | 2   | 3   | 2.7 | 2   | 4  | 1  | 0   | 0   | 10  | 14.7 |      |
| Wichita St.           | 11/17/2022 | *  | 35:06 | 3-11   | .273  | 0-5        | .000  | 1-2         | .500  | 0        | 4   | 4   | 3.0 | 0   | 7  | 5  | 0   | 2   | 7   | 12.8 |      |
| vs Syracuse           | 11/21/2022 | *  | 36:21 | 5-9    | .556  | 4-6        | .667  | 0-0         | .000  | 3        | 1   | 4   | 3.2 | 4   | 6  | 2  | 0   | 2   | 14  | 13.0 |      |
| vs Temple             | 11/22/2022 | *  | 34:09 | 3-9    | .333  | 2-5        | .400  | 5-6         | .833  | 2        | 2   | 4   | 3.3 | 1   | 2  | 2  | 0   | 2   | 13  | 13.0 |      |
| at Toledo             | 11/30/2022 | *  | 25:56 | 1-5    | .200  | 0-1        | .000  | 3-4         | .750  | 0        | 2   | 2   | 3.1 | 3   | 2  | 3  | 0   | 2   | 5   | 11.9 |      |
| at William & Mary     | 12/03/2022 | *  | 27:13 | 1-6    | .167  | 1-5        | .200  | 0-0         | .000  | 0        | 3   | 3   | 3.1 | 2   | 0  | 0  | 0   | 1   | 3   | 10.8 |      |
| Drake                 | 12/10/2022 | *  | 28:26 | 6-9    | .667  | 3-3        | 1.000 | 4-5         | .800  | 0        | 4   | 4   | 3.2 | 2   | 1  | 2  | 0   | 1   | 19  | 11.7 |      |
| Fairleigh Dickinson   | 12/13/2022 | *  | 23:50 | 3-7    | .429  | 1-5        | .200  | 2-2         | 1.000 | 0        | 2   | 2   | 3.1 | 2   | 5  | 2  | 0   | 0   | 9   | 11.4 |      |
| vs Clemson            | 12/17/2022 | *  | 24:22 | 0-4    | .000  | 0-1        | .000  | 0-0         | .000  | 0        | 2   | 2   | 3.0 | 1   | 2  | 3  | 0   | 1   | 0   | 10.4 |      |
| Totals                |            |    | 11    | 336:02 | 39-97 | .402       | 13-42 | .310        | 23-36 | .639     | 6   | 27  | 33  | 3.0 | 22 | 34 | 23  | 0   | 14  | 114  | 10.4 |





**#2 MARCUS RANDOLPH**  
**G | SO | 6'5" | 195**  
**WILLINGBORO, NJ**  
**ARCHBISHOP WOOD (PA)**

#### SOPHOMORE (2022-23)

##### GAME-BY-GAME

12/17 vs *Clemson* - Scored a career-high 6 points, tied for third most among Spiders ... 11/22 vs *Temple* - Played a career-high 21 minutes, recording career highs in rebounds (3) and assists (3) while helping to defend Temple's Khalif Battle ... Mooney after the game: "He enabled us to play a little smaller because he's tough enough and physical enough to bang with big guys and quick enough to guard on the perimeter."

#### FRESHMAN (2021-22)

- Appeared in nine games, recording five points and an assist
- Made a corner three-pointer vs Hofstra on Nov. 21 for his first college points

#### HIGH SCHOOL

- Two-time All-State selection, two-time All-Catholic League selection at Archbishop Wood High School
- 2021 Courier Times Player of the Year ... Averaged 16.6 points, 5.4 rebounds, and 4.7 assists per game
- Led Archbishop Wood to a 19-1 record, Philadelphia Catholic League title, and runner-up finish in Class 6A state tournament in 2021 ... Archbishop Wood was ranked among top 10 teams in the nation by various organizations during the 2020-21 season
- 1 of four D-I basketball players in his class at Archbishop Wood
- Played at Willingboro High School (NJ) his first two high school season
- Received more than a dozen D-I offers, including UR's A-10 rival La Salle
- Committed to Richmond in September 2020

#### PERSONAL

- Son of Trisha and Marcus Sr.
- Has a younger sister Tristen
- Born on January 12, 2003

#### CAREER HIGHS

| Statistic    | Value                                    |
|--------------|--|
| Points       | 6 vs Clemson 12/17/22                    |
| Rebounds     | 3 at Toledo 11/30/22, vs Temple 11/22/22 |
| Assists      | 3 vs Temple 11/22/22                     |
| Steals       | 1 4 times                                |
| FG Made      | 2 vs Clemson 12/17/22                    |
| FG Attempts  | 5 at Toledo 11/30/22                     |
| 3FG Made     | 1 7 times                                |
| 3FG Attempts | 3 at Toledo 11/30/22                     |
| FT Made      | 2 vs VMI 11/07/22, vs UNI 11/11/22       |
| FT Attempts  | 2 4 times                                |

#### CAREER STATS

|         |      |       |          | Field Goals |      | 3-Point  |      | F-Throws |      | Rebounds |     |     |     |       |   |    |     |     |     | Scoring |  |
|---------|------|-------|----------|-------------|------|----------|------|----------|------|----------|-----|-----|-----|-------|---|----|-----|-----|-----|---------|--|
| SEASON  | TEAM | GP-GS | MIN/AVG  | FG-FGA      | FG%  | 3FG-3FGA | 3FG% | FT-FTA   | FT%  | OFF      | DEF | TOT | AVG | PF-FO | A | TO | BLK | STL | PTS | AVG     |  |
| 2021-22 | UR   | 9-0   | 29/3.2   | 2-7         | .286 | 1-3      | .333 | 0-0      | .000 | 0        | 0   | 0   | 0.0 | 4-0   | 1 | 3  | 0   | 0   | 5   | 0.6     |  |
| 2022-23 | UR   | 11-0  | 135/12.3 | 8-21        | .381 | 6-12     | .500 | 6-8      | .750 | 5        | 9   | 14  | 1.3 | 11-0  | 5 | 10 | 0   | 4   | 28  | 2.5     |  |
| TOTAL   |      | 20-0  | 164/8.2  | 10-28       | .357 | 7-15     | .467 | 6-8      | .750 | 5        | 9   | 14  | 0.7 | 15-0  | 6 | 13 | 0   | 4   | 33  | 1.7     |  |

#### GAME LOGS

| Opponent              | Date       | GS | MIN    | Total  |       | 3-Pointers |       | Free throws |       | Rebounds |     |     |     | PF | A | TO | BLK | STL | PTS | AVG |
|-----------------------|------------|----|--------|--------|-------|------------|-------|-------------|-------|----------|-----|-----|-----|----|---|----|-----|-----|-----|-----|
|                       |            |    |        | FG-FGA | PCT   | 3FG-3FGA   | PCT   | FT-FTA      | PCT   | OFF      | DEF | TOT | AVG |    |   |    |     |     |     |     |
| VMI                   | 11/07/2022 |    | 13:38  | 1-3    | .333  | 1-2        | .500  | 2-2         | 1.000 | 0        | 1   | 1   | 1.0 | 0  | 0 | 0  | 0   | 0   | 5   | 5.0 |
| UNI                   | 11/11/2022 |    | 10:34  | 1-2    | .500  | 1-2        | .500  | 2-2         | 1.000 | 0        | 1   | 1   | 1.0 | 2  | 0 | 2  | 0   | 1   | 5   | 5.0 |
| at Col. of Charleston | 11/14/2022 |    | 07:43  | 0-2    | .000  | 0-1        | .000  | 0-0         | .000  | 1        | 0   | 1   | 1.0 | 1  | 0 | 0  | 0   | 1   | 0   | 3.3 |
| Wichita St.           | 11/17/2022 |    | 04:42  | 0-0    | .000  | 0-0        | .000  | 0-0         | .000  | 0        | 0   | 0   | 0.8 | 2  | 0 | 1  | 0   | 0   | 0   | 2.5 |
| vs Syracuse           | 11/21/2022 |    | 01:46  | 0-0    | .000  | 0-0        | .000  | 0-0         | .000  | 0        | 0   | 0   | 0.6 | 0  | 0 | 0  | 0   | 0   | 0   | 2.0 |
| vs Temple             | 11/22/2022 |    | 20:58  | 1-1    | 1.000 | 1-1        | 1.000 | 0-0         | .000  | 1        | 2   | 3   | 1.0 | 0  | 3 | 1  | 0   | 0   | 3   | 2.2 |
| at Toledo             | 11/30/2022 |    | 20:33  | 1-5    | .200  | 0-3        | .000  | 1-2         | .500  | 2        | 1   | 3   | 1.3 | 1  | 0 | 1  | 0   | 0   | 3   | 2.3 |
| at William & Mary     | 12/03/2022 |    | 18:08  | 1-2    | .500  | 1-1        | 1.000 | 0-0         | .000  | 0        | 1   | 1   | 1.3 | 0  | 1 | 2  | 0   | 1   | 3   | 2.4 |
| Drake                 | 12/10/2022 |    | 10:27  | 0-1    | .000  | 0-0        | .000  | 0-0         | .000  | 1        | 1   | 2   | 1.3 | 3  | 0 | 2  | 0   | 0   | 0   | 2.1 |
| Fairleigh Dickinson   | 12/13/2022 |    | 10:53  | 1-2    | .500  | 1-1        | 1.000 | 0-0         | .000  | 0        | 2   | 2   | 1.4 | 0  | 0 | 1  | 0   | 0   | 3   | 2.2 |
| vs Clemson            | 12/17/2022 |    | 15:56  | 2-3    | .667  | 1-1        | 1.000 | 1-2         | .500  | 0        | 0   | 0   | 1.3 | 2  | 1 | 0  | 0   | 1   | 6   | 2.5 |
| Totals                |            | 0  | 135:19 | 8-21   | .381  | 6-12       | .500  | 6-8         | .750  | 5        | 9   | 14  | 1.3 | 11 | 5 | 10 | 0   | 4   | 28  | 2.5 |





## #3 TYLER BURTON

F | SR | 6'7" | 215  
UXBRIDGE, MA  
MARIANAPOLIS PREP (CT)

SENIOR (2022-23)

GAME-BY-GAME

12/17 vs Clemson - Led Richmond with 21 points and 7 rebounds ... Became the 35th player in program history to reach 1,200 career points ... 12/3 at William & Mary - Outscored William & Mary in the 2nd half (22-20) ... 11/21 vs Syracuse - Recorded his 19th career double-double, finishing with 13 points and a career-high 15 rebounds (most rebounds by a Spider since De'Monte Buckingham on Jan. 3, 2018 - 16) ... Played a career-high 45 minutes ... 11/14 at Charleston - Scored a career-high 38 points, the most by any Spider since Jan. 19, 2013 (Darien Brothers - 39 vs Charlotte) ... Scored 29 points after halftime, including eight of UR's nine points in OT ... Helped Richmond erase a 21-point 2nd-half deficit ... Scored 10 straight for UR over 3:36 span between end of regulation and start of OT ... 1st D-I player this season to score 38 or more points and shoot 65 percent or better from the field (last - Javon Freeman-Liberty of Depaul on Feb. 27, 2022) ... 11/7 vs VMI - Recorded 12 points and a team-high 11 rebounds for his 18th career double-double

- Named Preseason First Team All-Atlantic 10 at the conference's media day on October 13 ... Became the sixth Spider to earn Preseason First Team All-A-10 honors, joining Jacob Gilyard (2019-21), Grant Golden (2018, 2021), T.J. Cline (2016), Kendall Anthony (2014), and Kevin Anderson (2009-10)
- Returned to Richmond in June after declaring for NBA Draft in April

JUNIOR (2021-2022)

- Second Team All-Atlantic 10 selection
- Selected First Team All-District in NABC District 4 (A-10)
- Named Second Team All-State by the Virginia Association of Sports Information Directors (VaSID)
- Led Richmond with 16.1 points and 7.7 rebounds per game ... 1 of 37 D-I players to average 16 points and 7.5 rebounds per game
- 1 of two players to rank in top seven in A-10 in scoring (7th) and rebounding (6th), along with George Mason's Josh Odure
- Ranked 3rd in A-10, 38th in D-I with 6.2 defensive rebounds per game
- Ranked 2nd in A-10, 36th in D-I with 11 double-doubles
- 285 total rebounds were seventh most in a season in program history and second most in the A-10
- 594 total points were most in A-10 and 14th most in a season in Richmond history
- Led Atlantic 10 in free throws (163 - 13th in D-I) and free throw attempts (206 - 18th in D-I) ... 163 free throws were fifth most in a season in program history
- Led Richmond with 36.5 three-point FG pct (57-156)
- 2nd on team in minutes per game (33.0) and blocks per game (0.5)
- Became 51st member of Richmond's 1,000-point club with a free throw with 15:34 to play in UR's First Round NCAA Tournament win vs Iowa
- Scored a career-high 36 points vs St. Bonaventure on Feb. 4, the most by a Spider since March 1, 2016 (T.J. Cline - 36 vs Dayton)
- 2-time A-10 Player of the Week (Dec. 20, Feb. 7)

SOPHOMORE (2020-21)

- Won Chris Daniels Award, given to Atlantic 10's Most Improved Player ... First Spider to ever win the Award
- Scored 12.0 points per game, fifth on the team
- Led Richmond with 7.6 rebounds per game, sixth in the the A-10 ... Ranked third in A-10 with 6.1 defensive rebounds per game
- Registered third-most rebounds per game by a Spider in the last 15 years, trailing only T.J. Cline in 2016-17 and Terry Allen in 2015-16
- One of three players in A-10 to average 12 points and 7.5 rebounds per game (Jordan Goodwin, Marcus Weathers)
- Led Richmond with 6 double-doubles, third most in the A-10 ... Most double-doubles by a Spider in a season since 2016-17 (T.J. Cline - 11)
- Ranked second on team and ninth in A-10 in free throw percentage at 80.3 (49-61)
- Led Richmond with 0.6 blocks per game
- One of three Spiders to start all 23 games ... Played 30.3 minutes per game, third on the team
- Named A-10 Player of the Week on December 14 for his performances vs Wofford, Northern Iowa, and West Virginia

FRESHMAN (2019-20)

- Ranked sixth on the team with 4.6 points per game and fourth on the team with 3.9 rebounds per game
- Appeared in 30 games, making one start (at Hampton) and averaging 14.1 minutes per game (seventh on team)
- Recorded a team-high 11.0 rebounds per 40 minutes, most by a Spiders freshman since Darrius Garrett in 2008-09



## CAREER HIGHS

| Statistic    | Value |   |
|--------------|-------|---|
| Points       | 38    | at Col. of Charleston 11/14/22                              |
| Rebounds     | 15    | vs Syracuse 11/21/22  |
| Assists      | 4     | at Col. of Charleston 11/14/22                              |
| Steals       | 4     | vs Boston College 11/30/19                                  |
| Blocks       | 3     | vs Saint Francis (PA) 11/08/19                              |
| FG Made      | 13    | vs St. Bonaventure 02/04/22, at Col. of Charleston 11/14/22 |
| FG Attempts  | 21    | at William & Mary 12/03/22                                  |
| 3FG Made     | 5     | at UNI 12/05/21   |
| 3FG Attempts | 9     | vs Hofstra 11/22/21, at UNI 12/05/21                        |
| FT Made      | 12    | at Saint Louis 01/02/22                                     |
| FT Attempts  | 14    | at Saint Louis 01/02/22                                     |

## CAREER STATS

|         |      |        | Field Goals |         | 3-Point |         | F-Throws |         | Rebounds |     |     |     | Scoring |       |       |     |    |     |      |      |     |
|---------|------|--------|-------------|---------|---------|---------|----------|---------|----------|-----|-----|-----|---------|-------|-------|-----|----|-----|------|------|-----|
| SEASON  | TEAM | GP-GS  | MIN         | AVG     | FG-FGA  | FG%     | 3FG-3FGA | 3FG%    | FT-FTA   | FT% | OFF | DEF | TOT     | AVG   | PF-FO | A   | TO | BLK | STL  | PTS  | AVG |
| 2019-20 | UR   | 30-1   | 420/14.0    | 50-111  | .450    | 10-38   | .263     | 27-36   | .750     | 27  | 90  | 117 | 3.9     | 56-1  | 9     | 29  | 14 | 17  | 137  | 4.6  |     |
| 2020-21 | UR   | 23-23  | 712/30.9    | 97-216  | .449    | 33-91   | .363     | 49-61   | .803     | 33  | 141 | 174 | 7.6     | 46-2  | 12    | 23  | 13 | 25  | 276  | 12.0 |     |
| 2021-22 | UR   | 37-37  | 1222/33.0   | 187-409 | .457    | 57-156  | .365     | 163-206 | .791     | 55  | 230 | 285 | 7.7     | 66-0  | 36    | 61  | 19 | 41  | 594  | 16.1 |     |
| 2022-23 | UR   | 11-11  | 385/35.0    | 69-152  | .454    | 21-66   | .318     | 39-51   | .765     | 16  | 74  | 90  | 8.2     | 14-0  | 20    | 18  | 8  | 14  | 198  | 18.0 |     |
| TOTAL   |      | 101-72 | 2740/27.1   | 403-888 | .454    | 121-351 | .345     | 278-354 | .785     | 131 | 535 | 666 | 6.6     | 182-3 | 77    | 131 | 54 | 97  | 1205 | 11.9 |     |

## GAME LOGS

|                       |            |    | Total  |        | 3-Pointers |          | Free throws |        | Rebounds |     |     |     |      |    |    |    |     |     |     |      |  |  |
|-----------------------|------------|----|--------|--------|------------|----------|-------------|--------|----------|-----|-----|-----|------|----|----|----|-----|-----|-----|------|--|--|
| Opponent              | Date       | GS | MIN    | FG-FGA | PCT        | 3FG-3FGA | PCT         | FT-FTA | PCT      | OFF | DEF | TOT | AVG  | PF | A  | TO | BLK | STL | PTS | AVG  |  |  |
| VMI                   | 11/07/2022 | *  | 31:10  | 4-12   | .333       | 2-8      | .250        | 2-2    | 1.000    | 2   | 9   | 11  | 11.0 | 1  | 2  | 0  | 1   | 0   | 12  | 12.0 |  |  |
| UNI                   | 11/11/2022 | *  | 28:37  | 3-6    | .500       | 1-3      | .333        | 4-5    | .800     | 1   | 8   | 9   | 10.0 | 1  | 0  | 0  | 1   | 1   | 11  | 11.5 |  |  |
| at Col. of Charleston | 11/14/2022 | *  | 42:29  | 13-20  | .650       | 4-8      | .500        | 8-8    | 1.000    | 1   | 5   | 6   | 8.7  | 0  | 4  | 5  | 0   | 1   | 38  | 20.3 |  |  |
| Wichita St.           | 11/17/2022 | *  | 37:49  | 6-15   | .400       | 3-7      | .429        | 0-0    | .000     | 3   | 5   | 8   | 8.5  | 3  | 1  | 2  | 0   | 0   | 15  | 19.0 |  |  |
| vs Syracuse           | 11/21/2022 | *  | 45:00  | 4-14   | .286       | 2-8      | .250        | 3-8    | .375     | 4   | 11  | 15  | 9.8  | 0  | 2  | 3  | 0   | 1   | 13  | 17.8 |  |  |
| vs Temple             | 11/22/2022 | *  | 38:58  | 8-17   | .471       | 0-4      | .000        | 2-2    | 1.000    | 1   | 5   | 6   | 9.2  | 0  | 3  | 1  | 2   | 1   | 18  | 17.8 |  |  |
| at Toledo             | 11/30/2022 | *  | 32:47  | 3-13   | .231       | 2-5      | .400        | 7-9    | .778     | 1   | 8   | 9   | 9.1  | 3  | 2  | 1  | 1   | 2   | 15  | 17.4 |  |  |
| at William & Mary     | 12/03/2022 | *  | 40:00  | 10-21  | .476       | 4-8      | .500        | 2-2    | 1.000    | 2   | 1   | 3   | 8.4  | 2  | 2  | 2  | 1   | 3   | 26  | 18.5 |  |  |
| Drake                 | 12/10/2022 | *  | 32:11  | 5-11   | .455       | 0-3      | .000        | 7-9    | .778     | 1   | 6   | 7   | 8.2  | 1  | 2  | 1  | 1   | 2   | 17  | 18.3 |  |  |
| Fairleigh Dickinson   | 12/13/2022 | *  | 22:01  | 5-9    | .556       | 1-5      | .200        | 1-1    | 1.000    | 0   | 9   | 9   | 8.3  | 0  | 1  | 0  | 1   | 0   | 12  | 17.7 |  |  |
| vs Clemson            | 12/17/2022 | *  | 34:27  | 8-14   | .571       | 2-7      | .286        | 3-5    | .600     | 0   | 7   | 7   | 8.2  | 3  | 1  | 3  | 0   | 3   | 21  | 18.0 |  |  |
| Totals                |            | 11 | 385:29 | 69-152 | .454       | 21-66    | .318        | 39-51  | .765     | 16  | 74  | 90  | 8.2  | 14 | 20 | 18 | 8   | 14  | 198 | 18.0 |  |  |



### #3 TYLER BURTON (CONTINUED)



- Scored in double digits five times, all in a 10-game span from January 18 to February 22 ... Scored a career-high 14 points vs La Salle on January 22
- Finished third on the team with 14 blocks

#### HIGH SCHOOL

- Signed with the Spiders on November 14, 2018 ... Received offers from several other Atlantic 10 schools, including Rhode Island and St. Bonaventure
- Two-time All-State selection at Marianapolis Prep in Thompson, Ct.
- Team captain
- Named Class B Player of the Year by the New England Preparatory School Athletic Council (NEPSAC) following his junior and senior seasons
- Averaged 20 points and 11 rebounds as a junior and 18 points and 11 rebounds as a senior
- Rated as a top-10 Class of 2019 recruit in the state of Connecticut and a top-30 recruit in New England

#### PERSONAL

- Son of Quinton and Lynne
- Father Quinton played basketball at Providence, leading the Friars to the NCAA Tournament in 1989 and 1990 ... He averaged over 11 points per game as a senior ... He was also recruited by Richmond and took two official visits: to Richmond and to Providence
- Born on February 11, 2000





**#4 DJI BAILEY**  
**G | JR | 6'5" | 180**  
**WILSON, NC**  
**GREENFIELD SCHOOL**

### CAREER HIGHS

| Statistic    | Value |  |
|--------------|-------|--|
| Points       | 10    | vs Mississippi St. 11/27/21                              |
| Rebounds     | 8     | vs VMI 11/07/22  |
| Assists      | 4     | at Toledo 11/30/22                                       |
| Steals       | 2     | vs Toledo 03/17/21, vs Utah St. 11/12/21                 |
| Blocks       | 1     | vs Old Dominion 12/19/21, at Toledo 11/30/22             |
| FG Made      | 4     | vs St. Mary's (MD) 02/14/21, vs Mississippi St. 11/27/21 |
| FG Attempts  | 8     | at Toledo 11/30/22                                       |
| 3FG Made     | 1     | vs VMI 11/07/22, at Toledo 11/30/22                      |
| 3FG Attempts | 2     | 4 times  |
| FT Made      | 2     | vs Old Dominion 12/19/21, vs Mississippi St. 11/27/21    |
| FT Attempts  | 3     | vs Mississippi St. 11/27/21                              |

### CAREER STATS

|         |      |       |          | Field Goals |      | 3-Point  |      | F-Throws |      | Rebounds |     |     |     |       |    |    |     | Scoring |     |     |
|---------|------|-------|----------|-------------|------|----------|------|----------|------|----------|-----|-----|-----|-------|----|----|-----|---------|-----|-----|
| SEASON  | TEAM | GP-GS | MIN/AVG  | FG-FGA      | FG%  | 3FG-3FGA | 3FG% | FT-FTA   | FT%  | OFF      | DEF | TOT | AVG | PF-FO | A  | TO | BLK | STL     | PTS | AVG |
| 2020-21 | UR   | 9-0   | 68/7.6   | 7-12        | .583 | 0-4      | .000 | 2-4      | .500 | 2        | 10  | 12  | 1.3 | 8-0   | 1  | 5  | 0   | 5       | 16  | 1.8 |
| 2021-22 | UR   | 16-0  | 125/7.8  | 12-20       | .600 | 0-5      | .000 | 6-10     | .600 | 4        | 7   | 11  | 0.7 | 11-0  | 4  | 7  | 1   | 6       | 30  | 1.9 |
| 2022-23 | UR   | 10-0  | 126/12.6 | 10-29       | .345 | 2-8      | .250 | 3-7      | .429 | 9        | 17  | 26  | 2.6 | 13-0  | 13 | 15 | 1   | 4       | 25  | 2.5 |
| TOTAL   |      | 35-0  | 319/9.1  | 29-61       | .475 | 2-17     | .118 | 11-21    | .524 | 15       | 34  | 49  | 1.4 | 32-0  | 18 | 27 | 2   | 15      | 71  | 2.0 |

### GAME LOGS

FAIRLEIGH DICKINSON

| Opponent              | Date       | GS | MIN    | Total  |       | 3-Pointers |      | Free throws |       | Rebounds |     |     |     | PF | A  | TO | BLK | STL | PTS | AVG |
|-----------------------|------------|----|--------|--------|-------|------------|------|-------------|-------|----------|-----|-----|-----|----|----|----|-----|-----|-----|-----|
|                       |            |    |        | FG-FGA | PCT   | 3FG-3FGA   | PCT  | FT-FTA      | PCT   | OFF      | DEF | TOT | AVG |    |    |    |     |     |     |     |
| VMI                   | 11/07/2022 |    | 16:39  | 3-5    | .600  | 1-2        | .500 | 0-1         | .000  | 3        | 5   | 8   | 8.0 | 2  | 1  | 3  | 0   | 0   | 7   | 7.0 |
| UNI                   | 11/11/2022 |    | 14:36  | 0-3    | .000  | 0-1        | .000 | 0-0         | .000  | 0        | 2   | 2   | 5.0 | 1  | 0  | 1  | 0   | 0   | 0   | 3.5 |
| at Col. of Charleston | 11/14/2022 |    | 05:39  | 0-0    | .000  | 0-0        | .000 | 0-0         | .000  | 0        | 1   | 1   | 3.7 | 2  | 0  | 3  | 0   | 0   | 0   | 2.3 |
| Wichita St.           | 11/17/2022 |    | 18:11  | 0-0    | .000  | 0-0        | .000 | 1-2         | .500  | 0        | 0   | 0   | 2.8 | 3  | 2  | 1  | 0   | 1   | 1   | 2.0 |
| vs Syracuse           | 11/21/2022 |    | 12:43  | 2-4    | .500  | 0-0        | .000 | 1-1         | 1.000 | 3        | 1   | 4   | 3.0 | 0  | 2  | 1  | 0   | 1   | 5   | 2.6 |
| vs Temple             | 11/22/2022 |    | 04:30  | 0-1    | .000  | 0-1        | .000 | 0-0         | .000  | 1        | 0   | 1   | 2.7 | 0  | 0  | 0  | 0   | 1   | 0   | 2.2 |
| at Toledo             | 11/30/2022 |    | 21:20  | 2-8    | .250  | 1-2        | .500 | 0-0         | .000  | 2        | 0   | 2   | 2.6 | 3  | 4  | 1  | 1   | 0   | 5   | 2.6 |
| at William & Mary     | 12/03/2022 |    | 03:33  | 1-1    | 1.000 | 0-0        | .000 | 0-1         | .000  | 0        | 2   | 2   | 2.5 | 0  | 0  | 1  | 0   | 0   | 2   | 2.5 |
| Drake                 | 12/10/2022 |    | 14:08  | 1-5    | .200  | 0-1        | .000 | 0-0         | .000  | 0        | 4   | 4   | 2.7 | 2  | 1  | 1  | 0   | 1   | 2   | 2.4 |
| Fairleigh Dickinson   | 12/13/2022 |    | 14:17  | 1-2    | .500  | 0-1        | .000 | 1-2         | .500  | 0        | 2   | 2   | 2.6 | 0  | 3  | 3  | 0   | 0   | 3   | 2.5 |
| Totals                |            | 0  | 125:36 | 10-29  | .345  | 2-8        | .250 | 3-7         | .429  | 9        | 17  | 26  | 2.6 | 13 | 13 | 15 | 1   | 4   | 25  | 2.5 |

### JUNIOR (2022-23)

#### GAME-BY-GAME

12/15 - Broke a bone in his left hand during practice and is expected to miss 5-7 weeks ... 11/30 at Toledo - Career highs in minutes (21), assists (3), steals (2), blocks (1), and FG attempts (8) ... 11/7 vs VMI - Recorded a career-high 8 rebounds in 17 minutes

### SOPHOMORE (2021-22)

- Appeared in 16 games, averaging 1.9 points, 0.7 rebounds, and 0.4 steals in 7.8 minutes per game
- Shot 12-20 from the field, the highest FG pct on the team (.600)
- Ranked second on team in steals per 40 minutes (1.9)
- Scored a career-high 10 points vs Mississippi State at the Bahamas Championships
- Injured his ankle on January 13 and played in only two more games, registering seven minutes vs Dayton on March 1 and one minute vs Providence on March 19

### FRESHMAN (2020-21)

- Appeared in nine games, averaging 1.8 points and 1.3 rebounds in 7.6 minutes per game
- Ranked second on team in steals per 40 minutes (3.0) and third in rebounds per 40 minutes (7.2) among players to play at least 10 minutes
- Shot 7-12 from the field, including 7-8 from two-point range
- Played career-high 19 minutes vs Mississippi State in NIT quarterfinals, registering five points and two rebounds
- Scored his first nine career points vs St. Mary's (MD) on February 14 ... Added 5 rebounds in 16 minutes
- Did not fully practice until mid-November after fracturing his wrist during a workout in June

### HIGH SCHOOL

- Attended the Greenfield School ... Led team to North Carolina Independent Schools Athletic Association (NCISAA) 1A state title in 2019
- Averaged 17 points, nine rebounds, and eight assists per game as a senior
- NCISAA All-State selection, Wilson Times All-Area selection as a senior
- 2020 1A/2A Coastal Plain Independent Conference (CPIC) Player of the Year
- No. 15 recruit in North Carolina's Class of 2020 according to ESPN.com
- Released from commitment to Wake Forest in April 2020 after team fired coach Danny Manning
- Signed with Richmond on May 12, the final member of the Spiders Class of 2020

### PERSONAL

- Born on May 19, 2002
- First name is pronounced jai (rhymes with fly)





**#5 CONNOR CRABTREE**  
**G | GR | 6'6" | 200**  
**HILLSBOROUGH, NC**  
**HARGRAVE MILITARY (VA)/TULANE**

GRAD STUDENT (2022-23)  
 GAME-BY-GAME  
 12/10 vs Drake - Made a three-pointer from the left wing for his first points of the season ... Preseason - Fractured left pinkie finger in October and was unavailable for the first two weeks of the season

REDSHIRT JUNIOR (2021-22)  
 • Appeared in 35 games, averaging 2.0 points and 1.0 rebounds in 7.8 minutes per game  
 • Shot 75.0 pct from FT line (12-16), tied for third-highest on team  
 • 47.2 FG pct ranked third on team among players with more than 20 FG attempts  
 • Played a season-high 18 minutes and scored eight points vs Toledo on Dec. 11  
 • Only two missed games were result of a non-COVID illness at the end of January

REDSHIRT SOPHOMORE (2020-21)  
 • Appeared in four games, averaging 4.8 points (sixth on team) and 1.8 rebounds in 10.1 minutes per game  
 • Made five of his seven field goal attempts  
 • Made his Richmond Spiders debut at West Virginia on December 13 after missing the first four games of the season with a groin injury  
 • Played a season-high 21 minutes vs Hofstra on December 22, registering eight points and five rebounds  
 • Missed the remainder of the season after fracturing his right foot in late December

2019-20  
 • Signed with the Spiders on May 17, 2019 after transferring from Tulane  
 • Sat out season due to NCAA transfer regulations  
 • Underwent a pair of hip surgeries

FRESHMAN (2018-19 • TULANE)  
 • Averaged 7.1 points per game while appearing in 30 games with 15 starts  
 • Started 15 of Tulane's final 16 games of the season  
 • Sixth-highest scoring freshman in American Athletic Conference  
 • Averaged 11.1 points per game while shooting 50 percent from the field (33-66) over the final 10 games of the season  
 • Led Tulane in 3-pt FG pct (36.7) and FT pct (80.3)  
 • Tulane's leading scorer in three games, including a career-high 23 points vs East Carolina on February 23

HIGH SCHOOL  
 • Completed a post-graduate season at Hargrave Military Academy in Chatham, Va. in 2017-18, averaging 21.4 points per game for the Tigers  
 • Graduated from Orange High School in Hillsborough, N.C. ... Averaged 26 points per game as a senior and earned AP All-State honors

PERSONAL  
 • Son of Keith and Carol  
 • Parents both played college basketball at Longwood University  
 • Older brother Keegan played basketball at Lees-McCrae College (NCAA Division 2)  
 • Born on July 19, 1998

## CAREER HIGHS

| Statistic    | Value |  |
|--------------|-------|--|
| Points       | 23    | vs East Carolina 02/23/19  |
| Rebounds     | 6     | at East Carolina 01/31/19  |
| Assists      | 3     | 6 times  |
| Steals       | 5     | vs Towson 12/21/18   |
| Blocks       | 2     | at Memphis 02/20/19, vs UCF 01/23/19   |
| FG Made      | 8     | vs East Carolina 02/23/19  |
| FG Attempts  | 13    | vs East Carolina 02/23/19  |
| 3FG Made     | 4     | vs East Carolina 02/23/19, at Wichita St. 02/09/19                               |
| 3FG Attempts | 6     | vs East Carolina 02/23/19, vs Coastal Carolina 11/13/18, vs Alabama A&M 12/22/18 |
| FT Made      | 6     | vs South Fla. 03/06/19   |
| FT Attempts  | 7     | vs South Fla. 03/06/19   |

## CAREER STATS

|              |        |       |          | Field Goals |      | 3-Point  |      | F-Throws |       | Rebounds |     |     |     |       |    |    |     |     |     | Scoring |  |
|--------------|--------|-------|----------|-------------|------|----------|------|----------|-------|----------|-----|-----|-----|-------|----|----|-----|-----|-----|---------|--|
| SEASON       | TEAM   | GP-GS | MIN/AVG  | FG-FGA      | FG%  | 3FG-3FGA | 3FG% | FT-FTA   | FT%   | OFF      | DEF | TOT | AVG | PF-FO | A  | TO | BLK | STL | PTS | AVG     |  |
| 2018-19      | Tulane | 29-15 | 614/21.2 | 63-148      | .426 | 28-78    | .359 | 53-66    | .803  | 13       | 45  | 58  | 2.0 | 51-2  | 32 | 36 | 6   | 19  | 207 | 7.1     |  |
| 2020-21      | UR     | 4-0   | 40/10.1  | 5-7         | .714 | 1-3      | .333 | 8-8      | 1.000 | 1        | 6   | 7   | 1.8 | 2-0   | 1  | 3  | 0   | 1   | 19  | 4.8     |  |
| 2021-22      | UR     | 35-0  | 273/7.8  | 25-53       | .472 | 9-29     | .310 | 12-16    | .750  | 6        | 28  | 34  | 1.0 | 23-0  | 13 | 9  | 1   | 6   | 71  | 2.0     |  |
| 2022-23      | UR     | 4-0   | 22/5.6   | 2-6         | .333 | 1-4      | .250 | 0-1      | .000  | 1        | 3   | 4   | 1.0 | 1-0   | 1  | 0  | 0   | 1   | 5   | 1.3     |  |
| TOTAL FOR UR |        | 43-0  | 335/7.8  | 32-66       | .485 | 11-36    | .306 | 20-25    | .800  | 8        | 37  | 45  | 1.0 | 26-0  | 15 | 12 | 1   | 8   | 95  | 2.2     |  |
| TOTAL        |        | 72-15 | 950/13.2 | 95-214      | .444 | 39-114   | .342 | 73-91    | .802  | 21       | 82  | 103 | 1.4 | 77-2  | 47 | 48 | 7   | 27  | 302 | 4.2     |  |

## GAME LOGS

|                     |            |    |       | Total  |       | 3-Pointers |       | Free throws |      | Rebounds |     |     |     |    |   |    |     |     |     |     |
|---------------------|------------|----|-------|--------|-------|------------|-------|-------------|------|----------|-----|-----|-----|----|---|----|-----|-----|-----|-----|
| Opponent            | Date       | GS | MIN   | FG-FGA | PCT   | 3FG-3FGA   | PCT   | FT-FTA      | PCT  | OFF      | DEF | TOT | AVG | PF | A | TO | BLK | STL | PTS | AVG |
| at Toledo           | 11/30/2022 |    | 01:31 | 0-0    | .000  | 0-0        | .000  | 0-0         | .000 | 0        | 0   | 0   | 0.0 | 1  | 0 | 0  | 0   | 0   | 0   | 0.0 |
| Drake               | 12/10/2022 |    | 03:45 | 1-1    | 1.000 | 1-1        | 1.000 | 0-0         | .000 | 0        | 0   | 0   | 0.0 | 0  | 0 | 0  | 0   | 0   | 3   | 1.5 |
| Fairleigh Dickinson | 12/13/2022 |    | 08:45 | 0-2    | .000  | 0-2        | .000  | 0-0         | .000 | 1        | 2   | 3   | 1.0 | 0  | 1 | 0  | 0   | 1   | 0   | 1.0 |
| vs Clemson          | 12/17/2022 |    | 08:22 | 1-3    | .333  | 0-1        | .000  | 0-1         | .000 | 0        | 1   | 1   | 1.0 | 0  | 0 | 0  | 0   | 0   | 2   | 1.3 |
| Totals              |            | 0  | 22:23 | 2-6    | .333  | 1-4        | .250  | 0-1         | .000 | 1        | 3   | 4   | 1.0 | 1  | 1 | 0  | 0   | 1   | 5   | 1.3 |







**#11 JASON ROCHE**  
**G | SO | 6'5" | 180**  
**BERKELEY, CA**  
**ST. MARY'S HIGH/CITADEL**

#### SOPHOMORE (2022-23)

##### GAME-BY-GAME

12/3 at William & Mary - Made first start at Richmond ... 11/30 at Toledo - Came off the bench to score 14 points, hitting 4-6 from 3-point range ... 2nd most points on team ... 11/11 vs UNI - Came off the bench to score 14 points, hitting 4-6 from 3-point range

- Signed with the Spiders on April 26, 2022
- Was also offered by Missouri, Pittsburgh, Kansas State, St. Bonaventure, and San Diego after entering transfer portal

#### FRESHMAN (2021-22 • CITADEL)

- Named Southern Conference Rookie of the Year
- Averaged 13.2 points (second on team) and 4.0 rebounds (third on team) per game
- 110 three-pointers ranked ninth in Division I and first among freshmen
- Ranked third in Southern Conference and 39th in Division I in three-point FG pct, at 39.7
- Led Southern Conference with 36.2 minutes per game (28th in Division I)
- 1 of three Citadel players to appear in all 31 games ... made 30 starts
- Scored 27 points in his collegiate debut to lead Citadel to an upset of Pittsburgh
- Scored a career-high 29 points vs Samford on February 5

#### HIGH SCHOOL

- Finished his prep career playing under coach Rob Toste at Pomfret School in Connecticut
- Led St. Mary's College High School (Albany, California) to Division III California Co-Championship in 2020
- Averaged 23 points, six rebounds, and four assists per game as a senior
- Earned First Team All-League honors as a junior and senior

#### PERSONAL

- Son of Sandra & Patrick
- Cousin Christine Cleary played basketball at Wisconsin ... Cousin Joe Cleary was on the track team at Wisconsin
- Born on November 17, 2001
- Last name is pronounced ROACH

#### CAREER HIGHS

| Statistic    | Value |                            |
|--------------|-------|----------------------------|
| Points       | 29    | vs Samford 02/05/22        |
| Rebounds     | 9     | vs Morris 11/12/21         |
| Assists      | 2     | 5 times                    |
| Steals       | 3     | vs Morris 11/12/21         |
| Blocks       | 1     | 9 times                    |
| FG Made      | 10    | vs Samford 02/05/22        |
| FG Attempts  | 17    | vs Samford 02/05/22        |
| 3FG Made     | 9     | vs Samford 02/05/22        |
| 3FG Attempts | 15    | vs Samford 02/05/22        |
| FT Made      | 9     | at UNC Greensboro 02/10/22 |
| FT Attempts  | 10    | at UNC Greensboro 02/10/22 |

#### CAREER STATS

|              |      |       |           | Field Goals |      | 3-Point  |      | F-Throws |      | Rebounds |     |     |     |       |    |    |     |     |     |      | Scoring |  |
|--------------|------|-------|-----------|-------------|------|----------|------|----------|------|----------|-----|-----|-----|-------|----|----|-----|-----|-----|------|---------|--|
| SEASON       | TEAM | GP-GS | MIN/AVG   | FG-FGA      | FG%  | 3FG-3FGA | 3FG% | FT-FTA   | FT%  | OFF      | DEF | TOT | AVG | PF-FO | A  | TO | BLK | STL | PTS | AVG  |         |  |
| 2021-22      | Cit  | 31-30 | 1121/36.2 | 124-309     | .401 | 110-277  | .397 | 50-55    | .909 | 23       | 100 | 123 | 4.0 | 58-0  | 21 | 32 | 7   | 21  | 408 | 13.2 |         |  |
| 2022-23      | UR   | 11-1  | 240/21.8  | 27-61       | .443 | 24-52    | .462 | 5-6      | .833 | 8        | 16  | 24  | 2.2 | 13-0  | 2  | 3  | 2   | 1   | 83  | 7.5  |         |  |
| TOTAL FOR UR |      | 11-1  | 240/21.8  | 27-61       | .443 | 24-52    | .462 | 5-6      | .833 | 8        | 16  | 24  | 2.2 | 13-0  | 2  | 3  | 2   | 1   | 83  | 7.5  |         |  |
| TOTAL        |      | 42-31 | 1361/32.4 | 151-370     | .408 | 134-329  | .407 | 55-61    | .902 | 31       | 116 | 147 | 3.5 | 71-0  | 23 | 35 | 9   | 22  | 491 | 11.7 |         |  |

#### GAME LOGS

| Opponent              | Date       | GS | MIN    | Total  |      | 3-Pointers |      | Free throws |       | Rebounds |     |     |     | PF |    |     |     | PTS | AVG |      |
|-----------------------|------------|----|--------|--------|------|------------|------|-------------|-------|----------|-----|-----|-----|----|----|-----|-----|-----|-----|------|
|                       |            |    |        | FG-FGA | PCT  | 3FG-3FGA   | PCT  | FT-FTA      | PCT   | OFF      | DEF | TOT | AVG | A  | TO | BLK | STL |     |     |      |
| VMI                   | 11/07/2022 |    | 17:40  | 1-5    | .200 | 1-4        | .250 | 3-4         | .750  | 2        | 1   | 3   | 3.0 | 1  | 0  | 0   | 1   | 0   | 6   | 6.0  |
| UNI                   | 11/11/2022 |    | 21:33  | 5-8    | .625 | 4-6        | .667 | 0-0         | .000  | 1        | 1   | 2   | 2.5 | 0  | 0  | 0   | 1   | 0   | 14  | 10.0 |
| at Col. of Charleston | 11/14/2022 |    | 18:19  | 1-4    | .250 | 1-4        | .250 | 0-0         | .000  | 0        | 3   | 3   | 2.7 | 2  | 0  | 0   | 0   | 1   | 3   | 7.7  |
| Wichita St.           | 11/17/2022 |    | 25:52  | 2-5    | .400 | 2-5        | .400 | 0-0         | .000  | 1        | 1   | 2   | 2.5 | 4  | 0  | 0   | 0   | 0   | 6   | 7.3  |
| vs Syracuse           | 11/21/2022 |    | 30:19  | 4-9    | .444 | 4-8        | .500 | 0-0         | .000  | 3        | 2   | 5   | 3.0 | 1  | 1  | 1   | 0   | 0   | 12  | 8.2  |
| vs Temple             | 11/22/2022 |    | 16:39  | 2-5    | .400 | 2-5        | .400 | 0-0         | .000  | 0        | 2   | 2   | 2.8 | 1  | 0  | 0   | 0   | 0   | 6   | 7.8  |
| at Toledo             | 11/30/2022 |    | 20:55  | 5-7    | .714 | 4-6        | .667 | 0-0         | .000  | 0        | 1   | 1   | 2.6 | 2  | 0  | 0   | 0   | 0   | 14  | 8.7  |
| at William & Mary     | 12/03/2022 | *  | 15:27  | 0-2    | .000 | 0-2        | .000 | 0-0         | .000  | 0        | 0   | 0   | 2.3 | 0  | 0  | 0   | 0   | 0   | 0   | 7.6  |
| Drake                 | 12/10/2022 |    | 24:10  | 2-4    | .500 | 1-3        | .333 | 2-2         | 1.000 | 0        | 1   | 1   | 2.1 | 2  | 0  | 1   | 0   | 0   | 7   | 7.6  |
| Fairleigh Dickinson   | 12/13/2022 |    | 22:40  | 3-7    | .429 | 3-6        | .500 | 0-0         | .000  | 1        | 2   | 3   | 2.2 | 0  | 1  | 1   | 0   | 0   | 9   | 7.7  |
| vs Clemson            | 12/17/2022 |    | 26:09  | 2-5    | .400 | 2-3        | .667 | 0-0         | .000  | 0        | 2   | 2   | 2.2 | 0  | 0  | 0   | 0   | 0   | 6   | 7.5  |
| Totals                |            | 1  | 239:44 | 27-61  | .443 | 24-52      | .462 | 5-6         | .833  | 8        | 16  | 24  | 2.2 | 13 | 2  | 3   | 2   | 1   | 83  | 7.5  |





**#12 MALCOLM DREAD**  
**G | R-FR | 6'4" | 210**  
**DETROIT, MI**  
**GONZAGA HIGH (DC)**

#### REDSHIRT (2021-22)

- Led Richmond's scout team while redshirting

#### HIGH SCHOOL

- Helped Gonzaga College High School to DCSAA Class AA Boys Basketball title as a junior in 2020
- Committed to Richmond in June 2020 as the first member of the Spiders 2021 recruiting class
- No. 2 recruit in Washington, D.C.'s Class of 2021 by 247Sports.com

#### PERSONAL

- Son of Kisha and Aaron ... Father Aaron played basketball at Millersville University in Pennsylvania
- Has a brother Myles, who plays basketball at Penn State, and a sister Mason
- Born on March 1, 2002

#### CAREER HIGHS

| Statistic    | Value |                                 |
|--------------|-------|---------------------------------|
| Rebounds     | 2     | vs Fairleigh Dickinson 12/13/22 |
| FG Attempts  | 1     | vs UNI 11/11/22                 |
| 3FG Attempts | 1     | vs UNI 11/11/22                 |

#### CAREER STATS

|         |      |       |     | Field Goals |        | 3-Point |          | F-Throws |        | Rebounds |     |     |     |     |       |   |    |     |     | Scoring |     |
|---------|------|-------|-----|-------------|--------|---------|----------|----------|--------|----------|-----|-----|-----|-----|-------|---|----|-----|-----|---------|-----|
| SEASON  | TEAM | GP-GS | MIN | AVG         | FG-FGA | FG%     | 3FG-3FGA | 3FG%     | FT-FTA | FT%      | OFF | DEF | TOT | AVG | PF-FO | A | TO | BLK | STL | PTS     | AVG |
| 2022-23 | UR   | 2-0   |     | 3/1.7       | 0-1    | .000    | 0-1      | .000     | 0-0    | .000     | 0   | 2   | 2   | 1.0 | 0-0   | 0 | 0  | 0   | 0   | 0       | 0.0 |
| TOTAL   |      | 2-0   |     | 3/1.7       | 0-1    | .000    | 0-1      | .000     | 0-0    | .000     | 0   | 2   | 2   | 1.0 | 0-0   | 0 | 0  | 0   | 0   | 0       | 0.0 |

#### GAME LOGS

| Opponent            | Date       | GS       | MIN          | Total      |             | 3-Pointers |             | Free throws |             | Rebounds |          |          |            | PF       | A        | TO       | BLK      | STL      | PTS      | AVG        |
|---------------------|------------|----------|--------------|------------|-------------|------------|-------------|-------------|-------------|----------|----------|----------|------------|----------|----------|----------|----------|----------|----------|------------|
|                     |            |          |              | FG-FGA     | PCT         | 3FG-3FGA   | PCT         | FT-FTA      | PCT         | OFF      | DEF      | TOT      | AVG        |          |          |          |          |          |          |            |
| UNI                 | 11/11/2022 |          | 01:02        | 0-1        | .000        | 0-1        | .000        | 0-0         | .000        | 0        | 0        | 0        | 0.0        | 0        | 0        | 0        | 0        | 0        | 0        | 0.0        |
| Fairleigh Dickinson | 12/13/2022 |          | 02:23        | 0-0        | .000        | 0-0        | .000        | 0-0         | .000        | 0        | 2        | 2        | 1.0        | 0        | 0        | 0        | 0        | 0        | 0        | 0.0        |
| <b>Totals</b>       |            | <b>0</b> | <b>03:25</b> | <b>0-1</b> | <b>.000</b> | <b>0-1</b> | <b>.000</b> | <b>0-0</b>  | <b>.000</b> | <b>0</b> | <b>2</b> | <b>2</b> | <b>1.0</b> | <b>0</b> | <b>0</b> | <b>0</b> | <b>0</b> | <b>0</b> | <b>0</b> | <b>0.0</b> |





## #15 MATT GRACE F | GR | 6'9" | 230 HAMILTON, ONTARIO TRC ACADEMY

### GRAD STUDENT (2022-23)

#### GAME-BY-GAME

12/10 vs Drake - Returned to the starting lineup for the first time since injuring his knee vs Charleston ... 12/3 at William & Mary - Returned to action after missing four games with a right MCL injury ... Led UR with 5 assists and 3 blocks in 18 minutes ... Became third Spider with 5 assists and 3 blocks in a game since 2010 (Grant Golden - 2019 at GMU, Terry Allen - 2015 vs Stetson) ... 11/17 vs Wichita St - Did not play due to a sprained right MCL, snapping streak of 73 straight games played ... 11/14 at Charleston - Matched a career-high with 16 points, second on the team ... Shot 5-6 from the field and 4-4 from the foul line ... Left with a knee injury with 1:51 left in OT ... 11/11 vs UNI - Led UR with a career-high five assists

### SENIOR (2021-22)

- Sixth man averaged 15.3 minutes per game, sixth on the team
- Averaged 4.1 points (seventh on team) and 2.4 rebounds (sixth on team)
- Second on team in Ast-TO ratio (1.90) and third in blocks per game (0.5)
- Led team in Block percentage (3.5), second in Off Reb percentage (5.9) via KenPom
- Made game-winning FG in A-10 Championship (And-1 with 19 seconds to play to give UR a one-point lead) and A-10 semifinals vs Dayton (3-pointer with 1:40 to play to break a 59-59 tie)

### JUNIOR (2020-21)

- One of five Spiders to appear in all 23 games ... Made first two career starts in NIT for Grant Golden
- Averaged 3.3 points, 0.8 rebounds, and 0.8 assists per game
- Registered 19 assists compared to just four turnovers ... Ast/TO ratio of 4.75 was highest in a season in Spiders history among players with at least 10 assists
- Shot 14-36 from three-point range ... Led team in three-point shooting (38.9 percent) among those with at least 20 three-point attempts
- Scored 5.9 points per game over the final 10 games of the season, including a career-high 16 in the NIT Quarterfinals vs Mississippi State

### SOPHOMORE (2019-20)

- Averaged 0.9 points and 1.3 rebounds in 29 games ... Averaged 7.8 minutes per game, ninth most on team
- Second-highest assist-to-turnover ratio on the team, at 1.91

### FRESHMAN (2018-19)

- Averaged 1.2 points and 1.0 rebound in 31 games ... Played 233 minutes, eighth most on the team
- Led team in assist-to-turnover ratio among those with multiple assists (2.67)

### HIGH SCHOOL

- Graduated from The RISE Centre Academy in Brantford, Ontario ... Led team to league championship in Ontario Scholastic Basketball Association as a senior
- Averaged 10 points and seven rebounds in three tournament games ... Academic All-League selection as a junior in 2017

### PERSONAL

- Son of Kelly and Leslie
- Father Kelly played basketball at Brock University in Canada where he scored 1,500 points and collected 1,000 rebounds ... He is a member of the school's Basketball Hall of Fame
- Younger brother Mike plays lacrosse at the Rochester Institute of Technology
- Born on Feb. 5, 1999

### CAREER HIGHS

| Statistic    | Value |   |
|--------------|-------|---|
| Points       | 16    | vs Mississippi St. 03/25/21, at Col. of Charleston 11/14/22 |
| Rebounds     | 7     | at George Washington 02/22/22                               |
| Assists      | 5     | vs UNI 11/11/22, at William & Mary 12/03/22                 |
| Steals       | 2     | 6 times   |
| Blocks       | 3     | at William & Mary 12/03/22                                  |
| FG Made      | 6     | vs Mississippi St. 03/25/21                                 |
| FG Attempts  | 9     | vs Saint Joseph's 12/30/21                                  |
| 3FG Made     | 4     | vs Georgia St. 11/16/21                                     |
| 3FG Attempts | 6     | vs Saint Joseph's 12/30/21, at Rhode Island 01/25/22        |
| FT Made      | 4     | at Col. of Charleston 11/14/22                              |
| FT Attempts  | 4     | vs Massachusetts 02/23/21, at Col. of Charleston 11/14/22   |

### CAREER STATS

|         |      |       |           | Field Goals |      | 3-Point  |      | F-Throws |      | Rebounds |     |     |     |       |     |    |     | Scoring |     |     |
|---------|------|-------|-----------|-------------|------|----------|------|----------|------|----------|-----|-----|-----|-------|-----|----|-----|---------|-----|-----|
| SEASON  | TEAM | GP-GS | MIN/AVG   | FG-FGA      | FG%  | 3FG-3FGA | 3FG% | FT-FTA   | FT%  | OFF      | DEF | TOT | AVG | PF-FO | A   | TO | BLK | STL     | PTS | AVG |
| 2018-19 | UR   | 31-0  | 232/7.5   | 16-34       | .471 | 6-17     | .353 | 0-3      | .000 | 9        | 23  | 32  | 1.0 | 29-0  | 16  | 6  | 6   | 4       | 38  | 1.2 |
| 2019-20 | UR   | 29-0  | 227/7.8   | 10-32       | .313 | 3-14     | .214 | 4-7      | .571 | 12       | 26  | 38  | 1.3 | 37-0  | 21  | 11 | 1   | 5       | 27  | 0.9 |
| 2020-21 | UR   | 23-2  | 264/11.5  | 25-49       | .510 | 14-36    | .389 | 11-14    | .786 | 6        | 13  | 19  | 0.8 | 39-1  | 19  | 4  | 5   | 3       | 75  | 3.3 |
| 2021-22 | UR   | 37-0  | 567/15.3  | 54-136      | .397 | 25-88    | .284 | 20-23    | .870 | 28       | 61  | 89  | 2.4 | 47-0  | 38  | 20 | 18  | 19      | 153 | 4.1 |
| 2022-23 | UR   | 7-6   | 177/25.2  | 13-32       | .406 | 3-16     | .188 | 5-6      | .833 | 0        | 29  | 29  | 4.1 | 10-0  | 21  | 13 | 10  | 1       | 34  | 4.9 |
| TOTAL   |      | 127-8 | 1467/11.5 | 118-283     | .417 | 51-171   | .298 | 40-53    | .755 | 55       | 152 | 207 | 1.6 | 162-1 | 115 | 54 | 40  | 32      | 327 | 2.6 |

### GAME LOGS

| Opponent              | Date       | GS | MIN    | Total  |      | 3-Pointers |       | Free throws |       | Rebounds |     |     |     | PF | A  | TO | BLK | STL | PTS | AVG |
|-----------------------|------------|----|--------|--------|------|------------|-------|-------------|-------|----------|-----|-----|-----|----|----|----|-----|-----|-----|-----|
|                       |            |    |        | FG-FGA | PCT  | 3FG-3FGA   | PCT   | FT-FTA      | PCT   | OFF      | DEF | TOT | AVG |    |    |    |     |     |     |     |
| VMI                   | 11/07/2022 | *  | 27:20  | 0-1    | .000 | 0-1        | .000  | 1-2         | .500  | 0        | 4   | 4   | 4.0 | 1  | 3  | 2  | 1   | 0   | 1   | 1.0 |
| UNI                   | 11/11/2022 | *  | 25:47  | 3-8    | .375 | 0-3        | .000  | 0-0         | .000  | 0        | 3   | 3   | 3.5 | 1  | 5  | 1  | 1   | 0   | 6   | 3.5 |
| at Col. of Charleston | 11/14/2022 | *  | 32:21  | 5-6    | .833 | 2-2        | 1.000 | 4-4         | 1.000 | 0        | 5   | 5   | 4.0 | 2  | 3  | 3  | 2   | 1   | 16  | 7.7 |
| at William & Mary     | 12/03/2022 | *  | 17:57  | 1-3    | .333 | 1-2        | .500  | 0-0         | .000  | 0        | 5   | 5   | 4.3 | 2  | 5  | 0  | 3   | 0   | 3   | 6.5 |
| Drake                 | 12/10/2022 | *  | 26:20  | 2-5    | .400 | 0-2        | .000  | 0-0         | .000  | 0        | 6   | 6   | 4.6 | 1  | 2  | 2  | 1   | 0   | 4   | 6.0 |
| Fairleigh Dickinson   | 12/13/2022 | *  | 20:40  | 2-3    | .667 | 0-1        | .000  | 0-0         | .000  | 0        | 2   | 2   | 4.2 | 1  | 2  | 3  | 0   | 0   | 4   | 5.7 |
| vs Clemson            | 12/17/2022 | *  | 26:09  | 0-6    | .000 | 0-5        | .000  | 0-0         | .000  | 0        | 4   | 4   | 4.1 | 2  | 1  | 2  | 2   | 0   | 0   | 4.9 |
| Totals                |            | 6  | 176:33 | 13-32  | .406 | 3-16       | .188  | 5-6         | .833  | 0        | 29  | 29  | 4.1 | 10 | 21 | 13 | 10  | 1   | 34  | 4.9 |







**#21 MIKE WALZ**  
**C | FR | 6'11" | 250**  
**BERWYN, PA**  
**CONESTOGA HIGH**

FRESHMAN (2022-23)

*GAME-BY-GAME*

12/10 vs Drake - Scored his first career points on a pair of free throws and recorded his first career FG on a putback dunk for Richmond's final points

HIGH SCHOOL

- First Team All-Central League, First Team All-Main Line as a junior and senior for Conestoga Pioneers
- Averaged 14 points and 10.6 rebounds per game as a senior
- Averaged 9.5 points and 10 rebounds per game as a junior

PERSONAL

- Son of Tim & Renée
- Born on October 15, 2003

## CAREER HIGHS

| Statistic   | Value |  |
|-------------|-------|--|
| Points      | 4     | vs Drake 12/10/22                                  |
| Rebounds    | 3     | vs Drake 12/10/22                                  |
| Assists     | 1     | vs Clemson 12/17/22                                |
| Blocks      | 1     | vs VMI 11/07/22                                    |
| FG Made     | 1     | vs Drake 12/10/22, vs Fairleigh Dickinson 12/13/22 |
| FG Attempts | 2     | vs Fairleigh Dickinson 12/13/22                    |
| FT Made     | 2     | vs Drake 12/10/22                                  |
| FT Attempts | 2     | vs Drake 12/10/22                                  |

## CAREER STATS

|         |      |       |         | Field Goals |      | 3-Point  |      | F-Throws |       | Rebounds |     |     |     |     |    |   |    |     | Scoring |     |     |
|---------|------|-------|---------|-------------|------|----------|------|----------|-------|----------|-----|-----|-----|-----|----|---|----|-----|---------|-----|-----|
| SEASON  | TEAM | GP-GS | MIN/AVG | FG-FGA      | FG%  | 3FG-3FGA | 3FG% | FT-FTA   | FT%   | OFF      | DEF | TOT | AVG | PF  | FO | A | TO | BLK | STL     | PTS | AVG |
| 2022-23 | UR   | 8-0   | 28/3.5  | 2-3         | .667 | 0-0      | .000 | 2-2      | 1.000 | 1        | 5   | 6   | 0.8 | 3-0 | 1  | 6 | 1  | 0   | 6       | 0.8 |     |
| TOTAL   |      | 8-0   | 28/3.5  | 2-3         | .667 | 0-0      | .000 | 2-2      | 1.000 | 1        | 5   | 6   | 0.8 | 3-0 | 1  | 6 | 1  | 0   | 6       | 0.8 |     |

## GAME LOGS

|                     |            |    |         | Total  |       | 3-Pointers |      | Free throws |       | Rebounds |     |     |     |    |   |    |     |     |     |     |
|---------------------|------------|----|---------|--------|-------|------------|------|-------------|-------|----------|-----|-----|-----|----|---|----|-----|-----|-----|-----|
| Opponent            | Date       | GS | MIN     | FG-FGA | PCT   | 3FG-3FGA   | PCT  | FT-FTA      | PCT   | OFF      | DEF | TOT | AVG | PF | A | TO | BLK | STL | PTS | AVG |
| VMI                 | 11/07/2022 |    | 02:40   | 0-0    | .000  | 0-0        | .000 | 0-0         | .000  | 0        | 1   | 1   | 1.0 | 0  | 0 | 1  | 1   | 0   | 0   | 0.0 |
| UNI                 | 11/11/2022 |    | 01:02   | 0-0    | .000  | 0-0        | .000 | 0-0         | .000  | 0        | 0   | 0   | 0.5 | 0  | 0 | 0  | 0   | 0   | 0   | 0.0 |
| vs Syracuse         | 11/21/2022 |    | 00:52   | 0-0    | .000  | 0-0        | .000 | 0-0         | .000  | 0        | 0   | 0   | 0.3 | 0  | 0 | 1  | 0   | 0   | 0   | 0.0 |
| vs Temple           | 11/22/2022 |    | 01:48   | 0-0    | .000  | 0-0        | .000 | 0-0         | .000  | 0        | 0   | 0   | 0.3 | 0  | 0 | 0  | 0   | 0   | 0   | 0.0 |
| at Toledo           | 11/30/2022 |    | 04:18   | 0-0    | .000  | 0-0        | .000 | 0-0         | .000  | 0        | 0   | 0   | 0.2 | 0  | 0 | 0  | 0   | 0   | 0   | 0.0 |
| Drake               | 12/10/2022 |    | 04:11   | 1-1    | 1.000 | 0-0        | .000 | 2-2         | 1.000 | 1        | 2   | 3   | 0.7 | 1  | 0 | 3  | 0   | 0   | 4   | 0.7 |
| Fairleigh Dickinson | 12/13/2022 |    | 10:51   | 1-2    | .500  | 0-0        | .000 | 0-0         | .000  | 0        | 0   | 0   | 0.6 | 2  | 0 | 1  | 0   | 0   | 2   | 0.9 |
| vs Clemson          | 12/17/2022 |    | 02:31   | 0-0    | .000  | 0-0        | .000 | 0-0         | .000  | 0        | 2   | 2   | 0.8 | 0  | 1 | 0  | 0   | 0   | 0   | 0.8 |
| Totals              |            |    | 0 28:13 | 2-3    | .667  | 0-0        | .000 | 2-2         | 1.000 | 1        | 5   | 6   | 0.8 | 3  | 1 | 6  | 1   | 0   | 6   | 0.8 |





**#22 ANDRE GUSTAVSON**  
**G | GR | 6'5" | 205**  
**HELSINKI, FINLAND**  
**HELSINKI BASKETBALL ACADEMY**

GRAD STUDENT (2022-23)

GAME-BY-GAME

11/22 vs Temple - Scored 12 points, one off his career high, on 5-6 shooting ... His most points since Feb. 20, 2019 vs Fordham (13)

SENIOR (2021-22)

- Ranked sixth in scoring (4.5 PPG), fifth in rebounding (2.5 RPG), fourth in assists (1.1 APG), and second in steals (1.1 SPG) on Richmond
- Started final 20 games of season, averaging 5.4 points, 3.1 rebounds, and 1.4 assists over that span
- As UR's top perimeter defender, was frequently assigned to cover opposition's top-scoring guard or wing
- Missed first nine games of season after having groin surgery in offseason ... Made season debut vs Toledo on Dec. 11
- Announced he would return for a fifth season on March 31, taking advantage of the NCAA's decision to grant an additional year of eligibility to students who participated during the 2020-21 school year

JUNIOR (2020-21)

- Averaged 4.4 points, 2.2 rebounds, and 0.4 steals in 18 games
- Ranked sixth on the team with 17.1 minutes per game
- Made one start, replacing Blake Francis in the starting lineup vs Duquesne in the Atlantic 10 Tournament
- Shot a career best 50.9 percent on field goal attempts, including 65.6 percent on two-point field goal attempts

SOPHOMORE (2019-20)

- Averaged 4.4 points (seventh on team) and 2.7 rebounds (sixth on team) in 31 games ... 23 steals ranked fourth on team
- Started six games during Blake Francis's recovery from a chest injury in January-February ... Averaged 19.4 minutes per game, sixth-most on the team

FRESHMAN (2018-19)

- Averaged 4.8 points, sixth on the team, and 2.3 rebounds in 31 games
- Started 19 games, including final 18 of season after being re-inserted into starting lineup at George Washington on January 12
- Ranked 2nd on team with 1.9 steals/40 minutes ... Emerged as team's top perimeter defender in 2nd half of season, frequently guarding opponent's top offensive player
- Following the season, competed for Finland at 2019 World University Games, averaging 9.8 points per game

HIGH SCHOOL

- Graduated from the Helsinki Basketball Academy in Helsinki, Finland
- Scored 11.4 points per game and shot 54 percent from the field in his final season while leading HBA to the regular-season title in the Finnish 1st Division
- Competed for Finland in 2018 FIBA U20 European Championships, averaging 10.0 points, 3.6 rebounds, and 2.7 assists
- Competed for Finland in 2017 FIBA U18 European Championships, averaging 12.7 points over seven games
- One of his coaches at HBA was Finnish basketball legend Hanno Mottölä ... Mottölä, who starred at Utah, was the first Finnish player in NBA history, appearing in 155 games with the Atlanta Hawks from 2000-02

PERSONAL

- Son of Natali
- Mother Natali played basketball for the Azerbaijan national women's team
- Younger brother Nikolas is on the men's basketball team at North Alabama
- Last name is pronounced GOOS-tahv-son
- Born on May 7, 1999

## CAREER HIGHS

| Statistic    | Value |   |
|--------------|-------|---|
| Points       | 13    | vs Fordham 02/20/19   |
| Rebounds     | 9     | vs VCU 01/29/22   |
| Assists      | 10    | at Georgetown 11/28/18  |
| Steals       | 5     | vs Coppin St. 12/05/18, at La Salle 01/22/22                        |
| Blocks       | 2     | vs South Alabama 12/08/19   |
| FG Made      | 6     | vs Coppin St. 12/05/18  |
| FG Attempts  | 10    | vs Fordham 02/20/19, vs Fordham 03/13/19, vs South Alabama 12/08/19 |
| 3FG Made     | 3     | 4 times   |
| 3FG Attempts | 8     | vs Fordham 02/20/19   |
| FT Made      | 7     | at Fordham 01/18/22   |
| FT Attempts  | 8     | at Fordham 01/18/22   |

## CAREER STATS

|         |      |        |           | Field Goals |      | 3-Point  |      | F-Throws |      | Rebounds |     |     |     |       |     |    |     | Scoring |     |     |
|---------|------|--------|-----------|-------------|------|----------|------|----------|------|----------|-----|-----|-----|-------|-----|----|-----|---------|-----|-----|
| SEASON  | TEAM | GP-GS  | MIN/AVG   | FG-FGA      | FG%  | 3FG-3FGA | 3FG% | FT-FTA   | FT%  | OFF      | DEF | TOT | AVG | PF-FO | A   | TO | BLK | STL     | PTS | AVG |
| 2018-19 | UR   | 31-19  | 682/22.0  | 57-121      | .471 | 16-47    | .340 | 20-32    | .625 | 24       | 47  | 71  | 2.3 | 76-1  | 46  | 26 | 10  | 33      | 150 | 4.8 |
| 2019-20 | UR   | 31-6   | 600/19.3  | 50-111      | .450 | 6-37     | .162 | 30-39    | .769 | 22       | 62  | 84  | 2.7 | 55-1  | 23  | 22 | 7   | 23      | 136 | 4.4 |
| 2020-21 | UR   | 18-1   | 308/17.1  | 29-57       | .509 | 8-25     | .320 | 13-18    | .722 | 12       | 27  | 39  | 2.2 | 25-0  | 13  | 13 | 6   | 8       | 79  | 4.4 |
| 2021-22 | UR   | 28-20  | 689/24.6  | 41-105      | .390 | 16-52    | .308 | 27-39    | .692 | 16       | 54  | 70  | 2.5 | 49-0  | 31  | 21 | 5   | 30      | 125 | 4.5 |
| 2022-23 | UR   | 11-11  | 288/26.2  | 19-46       | .413 | 8-20     | .400 | 4-8      | .500 | 5        | 23  | 28  | 2.5 | 25-1  | 13  | 13 | 0   | 9       | 50  | 4.5 |
| TOTAL   |      | 119-57 | 2568/21.6 | 196-440     | .445 | 54-181   | .298 | 94-136   | .691 | 79       | 213 | 292 | 2.5 | 230-3 | 126 | 95 | 28  | 103     | 540 | 4.5 |

## GAME LOGS

| Opponent              | Date       | GS | MIN    | Total  |      | 3-Pointers |       | Free throws |      | Rebounds |     |     |     | PF | A  | TO | BLK | STL | PTS | AVG |
|-----------------------|------------|----|--------|--------|------|------------|-------|-------------|------|----------|-----|-----|-----|----|----|----|-----|-----|-----|-----|
|                       |            |    |        | FG-FGA | PCT  | 3FG-3FGA   | PCT   | FT-FTA      | PCT  | OFF      | DEF | TOT | AVG |    |    |    |     |     |     |     |
| VMI                   | 11/07/2022 | *  | 22:53  | 2-5    | .400 | 1-4        | .250  | 0-0         | .000 | 1        | 1   | 2   | 2.0 | 2  | 1  | 1  | 0   | 2   | 5   | 5.0 |
| UNI                   | 11/11/2022 | *  | 25:47  | 1-3    | .333 | 1-3        | .333  | 0-0         | .000 | 1        | 2   | 3   | 2.5 | 1  | 0  | 1  | 0   | 0   | 3   | 4.0 |
| at Col. of Charleston | 11/14/2022 | *  | 31:12  | 1-4    | .250 | 1-2        | .500  | 1-2         | .500 | 1        | 3   | 4   | 3.0 | 5  | 1  | 1  | 0   | 1   | 4   | 4.0 |
| Wichita St.           | 11/17/2022 | *  | 27:59  | 1-4    | .250 | 0-2        | .000  | 0-0         | .000 | 0        | 1   | 1   | 2.5 | 2  | 1  | 2  | 0   | 1   | 2   | 3.5 |
| vs Syracuse           | 11/21/2022 | *  | 30:35  | 1-5    | .200 | 0-0        | .000  | 0-0         | .000 | 0        | 1   | 1   | 2.2 | 3  | 3  | 2  | 0   | 0   | 2   | 3.2 |
| vs Temple             | 11/22/2022 | *  | 35:15  | 5-6    | .833 | 1-1        | 1.000 | 1-2         | .500 | 1        | 5   | 6   | 2.8 | 4  | 2  | 2  | 0   | 1   | 12  | 4.7 |
| at Toledo             | 11/30/2022 | *  | 27:56  | 4-6    | .667 | 2-2        | 1.000 | 0-0         | .000 | 0        | 2   | 2   | 2.7 | 2  | 1  | 1  | 0   | 2   | 10  | 5.4 |
| at William & Mary     | 12/03/2022 | *  | 30:17  | 2-5    | .400 | 1-2        | .500  | 0-0         | .000 | 1        | 3   | 4   | 2.9 | 2  | 3  | 1  | 0   | 0   | 5   | 5.4 |
| Drake                 | 12/10/2022 | *  | 17:31  | 1-3    | .333 | 0-1        | .000  | 0-0         | .000 | 0        | 2   | 2   | 2.8 | 3  | 0  | 1  | 0   | 0   | 2   | 5.0 |
| Fairleigh Dickinson   | 12/13/2022 | *  | 19:59  | 1-4    | .250 | 1-2        | .500  | 0-0         | .000 | 0        | 2   | 2   | 2.7 | 0  | 1  | 0  | 0   | 2   | 3   | 4.8 |
| vs Clemson            | 12/17/2022 | *  | 18:34  | 0-1    | .000 | 0-1        | .000  | 2-4         | .500 | 0        | 1   | 1   | 2.5 | 1  | 0  | 1  | 0   | 0   | 2   | 4.5 |
| Totals                |            | 11 | 287:56 | 19-46  | .413 | 8-20       | .400  | 4-8         | .500 | 5        | 23  | 28  | 2.5 | 25 | 13 | 13 | 0   | 9   | 50  | 4.5 |





**#24 ISAAH BIGELOW**  
**F | GR | 6'7" | 200**  
**GREENSBORO, NC**  
**BEN L. SMITH/WOFFORD**

#### GRADUATE STUDENT (2022-23)

##### GAME-BY-GAME

12/13 vs FDU - Led UR with 17 points in 16 mins off the bench ... 1st Spider with 17 or more points in fewer than 17 minutes since Dec. 30, 2011 (Kendall Anthony vs UNCG) ... 11/21 vs Syracuse - Led Richmond with 17 points ... 3-point-er with 5:54 to play gave UR its biggest lead at 62-57 ... 11/17 vs Wichita St - Led UR with 16 points and 11 rebounds, recording his second career double-double and first at Richmond ... Brought crowd to its feet with thunderous And-1 dunk midway through 2nd half ... Dunk was No. 4 on that evening's SportsCenter Top 10 ... 11/14 at Charleston - Came off the bench to score 15 points with a team-high 8 rebounds ... First Spider with 15 points and 8 rebounds off the bench since Nov. 15, 2015 (Marshall Wood vs Stetson)

- Signed with the Spiders on April 15, 2022

#### SENIOR (2021-22 • WOFFORD)

- Averaged 8.3 points, 5.5 rebounds (second on team), and 1.4 assists per game while making 31 appearances with 16 starts
- Ranked fourth in total rebounding percentage (15.8) and second in defensive rebounding percentage (25.3) in Southern Conference (minimum 500 minutes)

#### JUNIOR (2020-21 • WOFFORD)

- Sat out the season after tearing the ACL in his knee

#### SOPHOMORE (2019-20 • WOFFORD)

- Averaged 5.4 points and 3.0 rebounds per game while appearing in all 35 games
- 38.8 three-point FG pct was third-highest on team (38-98)
- Scored a career-high 28 points vs North Greenville, shooting 7-8 from three-point range

#### FRESHMAN (2018-19 • WOFFORD)

- Redshirted

#### HIGH SCHOOL

- Led Ben L. Smith High School to a 28-4 record, a conference title, and an appearance in the 3A state semifinals as a senior
- Averaged 18.4 points, 10.7 rebounds, and 2.4 assists per game
- Named First Team All-State, District 7 Player of the Year, and Piedmont Triad Conference Player of the Year

#### PERSONAL

- Son of Carla and Ricky

## CAREER HIGHS

| Statistic    | Value |  |
|--------------|-------|--|
| Points       | 28    | vs North Greenville 12/13/19   |
| Rebounds     | 14    | vs The Citadel 01/19/22  |
| Assists      | 5     | at Western Caro. 01/15/22  |
| Steals       | 3     | at ETSU 01/01/20, at Georgia 11/28/21                                |
| Blocks       | 3     | at Mercer 02/29/20   |
| FG Made      | 9     | vs North Greenville 12/13/19   |
| FG Attempts  | 19    | vs Syracuse 11/21/22   |
| 3FG Made     | 7     | vs North Greenville 12/13/19   |
| 3FG Attempts | 10    | at South Carolina 11/23/21, vs VMI 12/29/21, vs Wichita St. 11/17/22 |
| FT Made      | 8     | at Clemson 11/12/21  |
| FT Attempts  | 9     | at Clemson 11/12/21  |

## CAREER STATS

|              |      |       |           | Field Goals |      | 3-Point  |      | F-Throws |      | Rebounds |     |     |     | Scoring |    |    |     |     |     |     |  |
|--------------|------|-------|-----------|-------------|------|----------|------|----------|------|----------|-----|-----|-----|---------|----|----|-----|-----|-----|-----|--|
| SEASON       | TEAM | GP-GS | MIN/AVG   | FG-FGA      | FG%  | 3FG-3FGA | 3FG% | FT-FTA   | FT%  | OFF      | DEF | TOT | AVG | PF-FO   | A  | TO | BLK | STL | PTS | AVG |  |
| 2019-20      | WOF  | 35-0  | 523/14.9  | 59-139      | .424 | 38-98    | .388 | 34-41    | .829 | 15       | 90  | 105 | 3.0 | 58-0    | 14 | 23 | 15  | 10  | 190 | 5.4 |  |
| 2021-22      | WOF  | 31-16 | 734/23.7  | 83-216      | .384 | 40-135   | .296 | 51-60    | .850 | 36       | 134 | 170 | 5.5 | 70-0    | 42 | 33 | 6   | 13  | 257 | 8.3 |  |
| 2022-23      | UR   | 11-4  | 259/23.5  | 36-98       | .367 | 17-55    | .309 | 19-23    | .826 | 11       | 51  | 62  | 5.6 | 24-0    | 4  | 15 | 4   | 12  | 108 | 9.8 |  |
| TOTAL FOR UR |      | 11-4  | 259/23.5  | 36-98       | .367 | 17-55    | .309 | 19-23    | .826 | 11       | 51  | 62  | 5.6 | 24-0    | 4  | 15 | 4   | 12  | 108 | 9.8 |  |
| TOTAL        |      | 77-20 | 1515/19.7 | 178-453     | .393 | 95-288   | .330 | 104-124  | .839 | 62       | 275 | 337 | 4.4 | 152-0   | 60 | 71 | 25  | 35  | 555 | 7.2 |  |

## GAME LOGS

| Opponent              | Date       | GS | MIN      | Total         |             | 3-Pointers   |             | Free throws  |             | Rebounds  |           |           |            | PF        | A        | TO        | BLK      | STL       | PTS        | AVG        |
|-----------------------|------------|----|----------|---------------|-------------|--------------|-------------|--------------|-------------|-----------|-----------|-----------|------------|-----------|----------|-----------|----------|-----------|------------|------------|
|                       |            |    |          | FG-FGA        | PCT         | 3FG-3FGA     | PCT         | FT-FTA       | PCT         | OFF       | DEF       | TOT       | AVG        |           |          |           |          |           |            |            |
| VMI                   | 11/07/2022 |    | 18:42    | 3-6           | .500        | 0-3          | .000        | 5-6          | .833        | 0         | 4         | 4         | 4.0        | 3         | 0        | 2         | 0        | 1         | 11         | 11.0       |
| UNI                   | 11/11/2022 |    | 18:43    | 0-4           | .000        | 0-3          | .000        | 0-0          | .000        | 1         | 6         | 7         | 5.5        | 3         | 0        | 2         | 0        | 1         | 0          | 5.5        |
| at Col. of Charleston | 11/14/2022 |    | 29:56    | 3-11          | .273        | 3-7          | .429        | 6-6          | 1.000       | 1         | 7         | 8         | 6.3        | 3         | 1        | 2         | 1        | 2         | 15         | 8.7        |
| Wichita St.           | 11/17/2022 | *  | 28:42    | 5-14          | .357        | 3-10         | .300        | 3-3          | 1.000       | 3         | 8         | 11        | 7.5        | 3         | 1        | 0         | 1        | 2         | 16         | 10.5       |
| vs Syracuse           | 11/21/2022 | *  | 33:32    | 7-19          | .368        | 3-9          | .333        | 0-0          | .000        | 0         | 2         | 2         | 6.4        | 0         | 0        | 2         | 0        | 1         | 17         | 11.8       |
| vs Temple             | 11/22/2022 | *  | 22:23    | 1-5           | .200        | 1-2          | .500        | 0-2          | .000        | 0         | 2         | 2         | 5.7        | 3         | 0        | 0         | 0        | 1         | 3          | 10.3       |
| at Toledo             | 11/30/2022 | *  | 27:39    | 4-11          | .364        | 2-8          | .250        | 2-3          | .667        | 1         | 5         | 6         | 5.7        | 4         | 0        | 2         | 1        | 1         | 12         | 10.6       |
| at William & Mary     | 12/03/2022 |    | 25:22    | 2-7           | .286        | 1-4          | .250        | 0-0          | .000        | 2         | 4         | 6         | 5.8        | 1         | 0        | 2         | 1        | 0         | 5          | 9.9        |
| Drake                 | 12/10/2022 |    | 14:50    | 3-6           | .500        | 0-3          | .000        | 1-1          | 1.000       | 0         | 5         | 5         | 5.7        | 2         | 0        | 0         | 0        | 2         | 7          | 9.6        |
| Fairleigh Dickinson   | 12/13/2022 |    | 15:47    | 6-9           | .667        | 3-4          | .750        | 2-2          | 1.000       | 2         | 4         | 6         | 5.7        | 0         | 2        | 2         | 0        | 1         | 17         | 10.3       |
| vs Clemson            | 12/17/2022 |    | 23:01    | 2-6           | .333        | 1-2          | .500        | 0-0          | .000        | 1         | 4         | 5         | 5.6        | 2         | 0        | 1         | 0        | 0         | 5          | 9.8        |
| <b>Totals</b>         |            |    | <b>4</b> | <b>258:36</b> | <b>.367</b> | <b>17-55</b> | <b>.309</b> | <b>19-23</b> | <b>.826</b> | <b>11</b> | <b>51</b> | <b>62</b> | <b>5.6</b> | <b>24</b> | <b>4</b> | <b>15</b> | <b>4</b> | <b>12</b> | <b>108</b> | <b>9.8</b> |







**#32 NEAL QUINN**  
**C | GR | 7'0" | 250**  
**ALLEDALE, NJ**  
**RAMAPO/LAFAYETTE**

**SENIOR (2022-23)**  
**GAME-BY-GAME**  
 12/10 vs Drake - Scored a season-high 17 points on 8-9 shooting from the field, including 8-8 from two-point range ... third Spider to go 8-9 or better from the field in the last 10 seasons, joining Nathan Cayo (10-10 vs Morehead St on 11/27/20) and Khwan Fore (8-9 at Dayton on 1/19/17) ... 12/3 at William & Mary - 2nd on UR with 10 points, his first double-digit scoring game at Richmond ... 11/21 vs Syracuse - Grabbed a game-high 5 offensive rebounds, matching a career high

- Signed with the Spiders on April 14, 2022
- Was also recruited by Pitt, Penn State, Virginia Tech, and Loyola Chicago after entering transfer portal

**JUNIOR (2021-22)**  
 • Second Team All-Patriot League selection  
 • Led Lafayette in points (14.7 PPG), rebounds (7.4 RPG), assists (4.0 APG, second in Patriot League), and field goal pct (54.5, led Patriot League)  
 • 1 of three Division I players to average 14 points, seven rebounds and four assists per game (Lipscomb's Ahsan Asadullah, South Dakota State's Baylor Scheierman)  
 • 1 of four Lafayette players to appear in all 30 games ... Made 29 starts  
 • 1.37 blocked shots per game ranked second in Patriot League  
 • Scored a career-high 24 points vs Bucknell on February 19

**SOPHOMORE (2020-21)**  
 • Appeared in all 15 games (13 starts) during Lafayette's COVID-shortened season  
 • Averaged 10.6 points (third on team), 5.5 rebounds (led team), and 3.8 assists (led team) per game  
 • 55.3 FG pct led team (minimum 20 FG attempts)  
 • 2.94 Ast-TO ratio led Patriot league and ranked 14th in Division I

**FRESHMAN (2019-20)**  
 • Appeared in 30 games with 21 starts (fourth on team)  
 • Averaged 4.5 points and 2.7 rebounds per game  
 • Led team in FG pct (57.6)  
 • Selected to the Patriot League Academic Honor Roll after posting a 3.85 GPA

**HIGH SCHOOL**  
 • Finished his career at Ramapo High, where he averaged 22 points, 13 rebounds, and six assists per game in 2018-19  
 • 2019 Third Team All-Group 3 selection  
 • Led Ramapo to its first sectional title in 14 years  
 • Played his first three seasons as Northern Highlands High

**PERSONAL**  
 • Son of William & Laura  
 • Father William played golf at St. John's University  
 • Has two older brothers, Brandon and Ryan

## CAREER HIGHS

| Statistic    | Value |  |
|--------------|-------|--|
| Points       | 24    | at Bucknell 02/19/22   |
| Rebounds     | 13    | vs Cornell 11/12/21, vs Colgate 01/31/22, at American 01/24/22           |
| Assists      | 10    | vs NJIT 12/05/21   |
| Steals       | 3     | vs Army West Point 01/16/22, at Boston U. 02/23/22, vs Bucknell 03/01/22 |
| Blocks       | 3     | 9 times  |
| FG Made      | 10    | at Bucknell 02/19/22   |
| FG Attempts  | 17    | vs Princeton 12/11/21, vs Colgate 01/31/22                               |
| 3FG Made     | 1     | vs Cornell 11/12/21, at Penn 11/16/21, vs Fairleigh Dickinson 12/13/22   |
| 3FG Attempts | 1     | 9 times  |
| FT Made      | 8     | vs American 02/02/22   |
| FT Attempts  | 12    | vs American 02/02/22   |

## CAREER STATS

| SEASON              | TEAM | GP-GS        | MIN         | AVG         | FG-FGA         | FG%         | 3FG-3FGA   | 3FG%        | FT-FTA         | FT%         | OFF        | DEF        | TOT        | AVG        | PF-FO        | A          | TO         | BLK       | STL       | PTS        | AVG        |
|---------------------|------|--------------|-------------|-------------|----------------|-------------|------------|-------------|----------------|-------------|------------|------------|------------|------------|--------------|------------|------------|-----------|-----------|------------|------------|
| 2019-20             | Laf  | 30-21        | 311         | 10.4        | 57-99          | .576        | 0-2        | .000        | 21-32          | .656        | 26         | 55         | 81         | 2.7        | 35-1         | 24         | 19         | 15        | 4         | 135        | 4.5        |
| 2020-21             | Laf  | 14-13        | 311         | 22.2        | 63-114         | .553        | 0-0        | .000        | 22-33          | .667        | 27         | 50         | 77         | 5.5        | 30-0         | 53         | 18         | 14        | 2         | 148        | 10.6       |
| 2021-22             | Laf  | 30-29        | 891         | 29.7        | 174-319        | .545        | 2-5        | .400        | 90-127         | .709        | 74         | 147        | 221        | 7.4        | 56-0         | 119        | 67         | 41        | 28        | 440        | 14.7       |
| 2022-23             | UR   | 11-11        | 231         | 21.0        | 37-57          | .649        | 1-2        | .500        | 13-22          | .591        | 15         | 35         | 50         | 4.5        | 20-0         | 28         | 19         | 8         | 4         | 88         | 8.0        |
| <b>TOTAL FOR UR</b> |      | <b>11-11</b> | <b>231</b>  | <b>21.0</b> | <b>37-57</b>   | <b>.649</b> | <b>1-2</b> | <b>.500</b> | <b>13-22</b>   | <b>.591</b> | <b>15</b>  | <b>35</b>  | <b>50</b>  | <b>4.5</b> | <b>20-0</b>  | <b>28</b>  | <b>19</b>  | <b>8</b>  | <b>4</b>  | <b>88</b>  | <b>8.0</b> |
| <b>TOTAL</b>        |      | <b>85-74</b> | <b>1744</b> | <b>20.5</b> | <b>331-589</b> | <b>.562</b> | <b>3-9</b> | <b>.333</b> | <b>146-214</b> | <b>.682</b> | <b>142</b> | <b>287</b> | <b>429</b> | <b>5.0</b> | <b>141-1</b> | <b>224</b> | <b>123</b> | <b>78</b> | <b>38</b> | <b>811</b> | <b>9.5</b> |

## GAME LOGS

| Opponent              | Date       | GS        | MIN           | FG-FGA       | PCT         | 3FG-3FGA   | PCT         | FT-FTA       | PCT         | OFF       | DEF       | TOT       | AVG        | PF        | A         | TO        | BLK      | STL      | PTS       | AVG        |
|-----------------------|------------|-----------|---------------|--------------|-------------|------------|-------------|--------------|-------------|-----------|-----------|-----------|------------|-----------|-----------|-----------|----------|----------|-----------|------------|
| VMI                   | 11/07/2022 | *         | 19:24         | 3-3          | 1.000       | 0-0        | .000        | 1-4          | .250        | 1         | 6         | 7         | 7.0        | 2         | 3         | 1         | 1        | 0        | 7         | 7.0        |
| UNI                   | 11/11/2022 | *         | 19:07         | 2-3          | .667        | 0-0        | .000        | 4-6          | .667        | 2         | 3         | 5         | 6.0        | 2         | 3         | 1         | 1        | 0        | 8         | 7.5        |
| at Col. of Charleston | 11/14/2022 | *         | 16:16         | 2-4          | .500        | 0-0        | .000        | 0-0          | .000        | 1         | 1         | 2         | 4.7        | 2         | 0         | 0         | 0        | 0        | 4         | 6.3        |
| Wichita St.           | 11/17/2022 | *         | 21:39         | 3-4          | .750        | 0-0        | .000        | 0-0          | .000        | 0         | 2         | 2         | 4.0        | 0         | 1         | 1         | 0        | 0        | 6         | 6.3        |
| vs Syracuse           | 11/21/2022 | *         | 33:52         | 4-6          | .667        | 0-0        | .000        | 0-0          | .000        | 5         | 4         | 9         | 5.0        | 4         | 2         | 2         | 0        | 0        | 8         | 6.6        |
| vs Temple             | 11/22/2022 | *         | 25:20         | 3-9          | .333        | 0-0        | .000        | 0-0          | .000        | 3         | 5         | 8         | 5.5        | 2         | 3         | 3         | 1        | 2        | 6         | 6.5        |
| at Toledo             | 11/30/2022 | *         | 15:50         | 1-3          | .333        | 0-0        | .000        | 1-2          | .500        | 1         | 2         | 3         | 5.1        | 1         | 4         | 4         | 0        | 0        | 3         | 6.0        |
| at William & Mary     | 12/03/2022 | *         | 22:03         | 3-5          | .600        | 0-0        | .000        | 4-4          | 1.000       | 1         | 0         | 1         | 4.6        | 1         | 3         | 1         | 2        | 0        | 10        | 6.5        |
| Drake                 | 12/10/2022 | *         | 20:16         | 8-9          | .889        | 0-1        | .000        | 1-3          | .333        | 0         | 6         | 6         | 4.8        | 2         | 3         | 0         | 0        | 1        | 17        | 7.7        |
| Fairleigh Dickinson   | 12/13/2022 | *         | 19:31         | 4-4          | 1.000       | 1-1        | 1.000       | 0-0          | .000        | 1         | 4         | 5         | 4.8        | 0         | 3         | 1         | 3        | 1        | 9         | 7.8        |
| vs Clemson            | 12/17/2022 | *         | 17:58         | 4-7          | .571        | 0-0        | .000        | 2-3          | .667        | 0         | 2         | 2         | 4.5        | 4         | 3         | 5         | 0        | 0        | 10        | 8.0        |
| <b>Totals</b>         |            | <b>11</b> | <b>231:17</b> | <b>37-57</b> | <b>.649</b> | <b>1-2</b> | <b>.500</b> | <b>13-22</b> | <b>.591</b> | <b>15</b> | <b>35</b> | <b>50</b> | <b>4.5</b> | <b>20</b> | <b>28</b> | <b>19</b> | <b>8</b> | <b>4</b> | <b>88</b> | <b>8.0</b> |





**#35 AIDAN NOYES**  
**F | R-FR | 6'7" | 190**  
**CINCINNATI, OH**  
**ARCHBISHOP MOELLER**

REDSHIRT FRESHMAN (2022-23)  
**GAME-BY-GAME**  
 12/13 vs FDU - Came off the bench to hit two late three-pointers for a career-best six points

REDSHIRT (2021-22)  
 • Led Richmond's scout team while redshirting

**HIGH SCHOOL**

- Attended Archbishop Moeller, the same high school as current Richmond football coach Russ Huesman as well as Baseball Hall of Famers Ken Griffey Jr. and Barry Larkin
- Second Team Greater Catholic League South selection in 2021
- Averaged 12 points and 4.5 rebounds as a senior while shooting 47 percent from three-point range and 55 percent from the field
- Led team to 20-5 record and appearance in Division I state quarterfinals in 2021
- Key reserve as junior in 2020, when Moeller finished 26-1 and reached state quarterfinals before season was canceled due to COVID-19
- Received more than 15 Division I scholarship offers, including UR's A-10 rival VCU
- Committed to Richmond in October 2020
- No. 5 recruit in Ohio, No. 186 recruit nationally in Class of 2021 by 247Sports.com

**PERSONAL**

- Son of Katheryn and Brian
- Has a younger brother Talan
- Born on June 3, 2002

**CAREER HIGHS**

| Statistic    | Value  |
|--------------|--|
| Points       | 6 vs Fairleigh Dickinson 12/13/22                      |
| Rebounds     | 1 vs Drake 12/10/22, vs Fairleigh Dickinson 12/13/22   |
| FG Made      | 2 vs Fairleigh Dickinson 12/13/22, vs Clemson 12/17/22 |
| FG Attempts  | 3 vs Fairleigh Dickinson 12/13/22                      |
| 3FG Made     | 2 vs Fairleigh Dickinson 12/13/22                      |
| 3FG Attempts | 3 vs Fairleigh Dickinson 12/13/22                      |

**CAREER STATS**

|         |      |       |         | Field Goals |      | 3-Point  |      | F-Throws |      | Rebounds |     |     |     |       |   |    |     | Scoring |     |     |
|---------|------|-------|---------|-------------|------|----------|------|----------|------|----------|-----|-----|-----|-------|---|----|-----|---------|-----|-----|
| SEASON  | TEAM | GP-GS | MIN/AVG | FG-FGA      | FG%  | 3FG-3FGA | 3FG% | FT-FTA   | FT%  | OFF      | DEF | TOT | AVG | PF-FO | A | TO | BLK | STL     | PTS | AVG |
| 2022-23 | UR   | 6-0   | 15/2.5  | 5-6         | .833 | 3-4      | .750 | 0-0      | .000 | 0        | 2   | 2   | 0.3 | 0-0   | 0 | 0  | 0   | 0       | 13  | 2.2 |
| TOTAL   |      | 6-0   | 15/2.5  | 5-6         | .833 | 3-4      | .750 | 0-0      | .000 | 0        | 2   | 2   | 0.3 | 0-0   | 0 | 0  | 0   | 0       | 13  | 2.2 |

**GAME LOGS**

| Opponent            | Date       | GS       | MIN          | Total      |             | 3-Pointers |             | Free throws |             | Rebounds |          |          |            | PF       |          | A        | TO       | BLK      | STL      | PTS       | AVG        |
|---------------------|------------|----------|--------------|------------|-------------|------------|-------------|-------------|-------------|----------|----------|----------|------------|----------|----------|----------|----------|----------|----------|-----------|------------|
|                     |            |          |              | FG-FGA     | PCT         | 3FG-3FGA   | PCT         | FT-FTA      | PCT         | OFF      | DEF      | TOT      | AVG        |          |          |          |          |          |          |           |            |
| VMI                 | 11/07/2022 |          | 01:28        | 1-1        | 1.000       | 0-0        | .000        | 0-0         | .000        | 0        | 0        | 0        | 0.0        | 0        | 0        | 0        | 0        | 0        | 0        | 2         | 2.0        |
| UNI                 | 11/11/2022 |          | 01:02        | 0-0        | .000        | 0-0        | .000        | 0-0         | .000        | 0        | 0        | 0        | 0.0        | 0        | 0        | 0        | 0        | 0        | 0        | 0         | 1.0        |
| at Toledo           | 11/30/2022 |          | 01:16        | 0-0        | .000        | 0-0        | .000        | 0-0         | .000        | 0        | 0        | 0        | 0.0        | 0        | 0        | 0        | 0        | 0        | 0        | 0         | 0.7        |
| Drake               | 12/10/2022 |          | 03:45        | 0-0        | .000        | 0-0        | .000        | 0-0         | .000        | 0        | 1        | 1        | 0.3        | 0        | 0        | 0        | 0        | 0        | 0        | 0         | 0.5        |
| Fairleigh Dickinson | 12/13/2022 |          | 05:15        | 2-3        | .667        | 2-3        | .667        | 0-0         | .000        | 0        | 1        | 1        | 0.4        | 0        | 0        | 0        | 0        | 0        | 0        | 6         | 1.6        |
| vs Clemson          | 12/17/2022 |          | 02:31        | 2-2        | 1.000       | 1-1        | 1.000       | 0-0         | .000        | 0        | 0        | 0        | 0.3        | 0        | 0        | 0        | 0        | 0        | 0        | 5         | 2.2        |
| <b>Totals</b>       |            | <b>0</b> | <b>15:17</b> | <b>5-6</b> | <b>.833</b> | <b>3-4</b> | <b>.750</b> | <b>0-0</b>  | <b>.000</b> | <b>0</b> | <b>2</b> | <b>2</b> | <b>0.3</b> | <b>0</b> | <b>0</b> | <b>0</b> | <b>0</b> | <b>0</b> | <b>0</b> | <b>13</b> | <b>2.2</b> |



# WALK-ONS



**#34 GABE ARIZIN**  
G | SR | 6'4" | 190  
WEST CHESTER, PA  
ST. JOSEPH'S PREP

## CAREER STATS

|              |      |             |               | Field Goals |             | 3-Point    |             | F-Throws   |             | Rebounds |          |          |            | Scoring    |          |          |          |          |          |            |
|--------------|------|-------------|---------------|-------------|-------------|------------|-------------|------------|-------------|----------|----------|----------|------------|------------|----------|----------|----------|----------|----------|------------|
| SEASON       | TEAM | GP-GS       | MIN/AVG       | FG-FGA      | FG%         | 3FG-3FGA   | 3FG%        | FT-FTA     | FT%         | OFF      | DEF      | TOT      | AVG        | PF-FO      | A        | TO       | BLK      | STL      | PTS      | AVG        |
| 2019-20      | UR   | 5-0         | 4/0.9         | 0-1         | .000        | 0-0        | .000        | 0-0        | .000        | 1        | 2        | 3        | 0.6        | 0-0        | 0        | 0        | 0        | 0        | 0        | 0.0        |
| 2020-21      | UR   | 2-0         | 3/1.5         | 0-0         | .000        | 0-0        | .000        | 0-0        | .000        | 0        | 0        | 0        | 0.0        | 0-0        | 0        | 0        | 0        | 0        | 0        | 0.0        |
| 2021-22      | UR   | 1-0         | 1/0.9         | 0-0         | .000        | 0-0        | .000        | 0-0        | .000        | 0        | 1        | 1        | 1.0        | 0-0        | 0        | 0        | 0        | 0        | 0        | 0.0        |
| 2022-23      | UR   | 2-0         | 3/1.4         | 0-0         | .000        | 0-0        | .000        | 0-0        | .000        | 0        | 1        | 1        | 0.5        | 0-0        | 0        | 0        | 0        | 0        | 0        | 0.0        |
| <b>TOTAL</b> |      | <b>10-0</b> | <b>11/1.1</b> | <b>0-1</b>  | <b>.000</b> | <b>0-0</b> | <b>.000</b> | <b>0-0</b> | <b>.000</b> | <b>1</b> | <b>4</b> | <b>5</b> | <b>0.5</b> | <b>0-0</b> | <b>0</b> | <b>0</b> | <b>0</b> | <b>0</b> | <b>0</b> | <b>0.0</b> |

### JUNIOR (2021-22)

- Appeared in one game, grabbing a defensive rebound vs Bucknell

### SOPHOMORE (2020-21)

- Appeared in two games (at Saint Joseph's, vs St. Mary's (MD) ... Did not register any stats in three minutes of playing time

### FRESHMAN (2019-20)

- Appeared in five games, grabbing three rebounds and going 0-1 from the field in four minutes

### HIGH SCHOOL

- Two-time captain at St. Joseph's Prep in Philadelphia

### PERSONAL

- Son of Mike and Patricia
- Father Mike played basketball at William & Mary and La Salle ... At William & Mary, Arizin earned All-Southern Conference honors following his freshman and sophomore seasons ... Averaged 17.3 points and 7.5 rebounds in 54 games for the Tribe ... At La Salle, averaged 11.5 points in 1975-76 and led team in FG pct (49.6)

- Has a brother Luke and a half-brother Matt, who played baseball at Georgetown
- Grandfather Paul Arizin was inducted into the Naismith Memorial Basketball Hall of Fame in 1978 ... He was a 10-time NBA All-Star with the Philadelphia Warriors who twice led the league in scoring ... Missed two seasons in the prime of his career to serve with the Marines in the Korean War ... Third-leading scorer (16,266 points) in NBA history when he retired in 1962 rather than move with the Warriors to San Francisco ... Led nation in scoring (25.3 PPG) as a senior at Villanova in 1950 ... Had his No. 11 jersey retired by Villanova ... Inducted in College Basketball Hall of Fame in 2006 ... Member of inaugural class of Philadelphia Sports Hall of Fame (2004)
- Born on December 16, 2000
- Last name is pronounced "AIR-rizz-in"



**#25 QUENTIN SOUTHALL**  
G | JR | 6'3" | 180  
ALEXANDRIA, VA  
GEORGETOWN PREP (MD)

## CAREER STATS

|              |      |            |              | Field Goals |             | 3-Point    |             | F-Throws   |             | Rebounds |          |          |            | Scoring    |          |          |          |          |          |            |
|--------------|------|------------|--------------|-------------|-------------|------------|-------------|------------|-------------|----------|----------|----------|------------|------------|----------|----------|----------|----------|----------|------------|
| SEASON       | TEAM | GP-GS      | MIN/AVG      | FG-FGA      | FG%         | 3FG-3FGA   | 3FG%        | FT-FTA     | FT%         | OFF      | DEF      | TOT      | AVG        | PF-FO      | A        | TO       | BLK      | STL      | PTS      | AVG        |
| 2020-21      | UR   | 1-0        | 2/1.6        | 0-0         | .000        | 0-0        | .000        | 0-0        | .000        | 0        | 0        | 0        | 0.0        | 0-0        | 0        | 0        | 0        | 0        | 0        | 0.0        |
| 2021-22      | UR   | 1-0        | 1/0.9        | 0-0         | .000        | 0-0        | .000        | 0-0        | .000        | 0        | 0        | 0        | 0.0        | 0-0        | 0        | 0        | 0        | 0        | 0        | 0.0        |
| 2022-23      | UR   | 1-0        | 1/0.7        | 0-1         | .000        | 0-0        | .000        | 0-0        | .000        | 0        | 0        | 0        | 0.0        | 0-0        | 0        | 0        | 0        | 0        | 0        | 0.0        |
| <b>TOTAL</b> |      | <b>3-0</b> | <b>3/1.1</b> | <b>0-1</b>  | <b>.000</b> | <b>0-0</b> | <b>.000</b> | <b>0-0</b> | <b>.000</b> | <b>0</b> | <b>0</b> | <b>0</b> | <b>0.0</b> | <b>0-0</b> | <b>0</b> | <b>0</b> | <b>0</b> | <b>0</b> | <b>0</b> | <b>0.0</b> |

### SOPHOMORE (2021-22)

- Appeared in one game, playing final minute vs Bucknell ... Did not record any statistics

### FRESHMAN (2020-21)

- Appeared in one game, playing final 1:38 vs St. Mary's (MD) ... Did not record any statistics

### HIGH SCHOOL

- Attended Georgetown Prep in North Bethesda, Md.
- Team captain as a senior ... Averaged 8 points per game
- Honor Society member graduated with a 3.9 GPA

### PERSONAL

- Son of Cornelius and Patricia
- Father Cornelius played defensive back for Notre Dame, winning a national championship in 1988 ... He served 27 years in the U.S. Secret Service and provided protection for every President from Richard Nixon to Donald Trump
- Born on November 9, 2001



**#10 LIAM WEAVER**  
G | SO | 6'2" | 190  
KANSAS CITY, MO  
PEMBROKE HILL

## CAREER STATS

|              |      |            |              | Field Goals |             | 3-Point    |             | F-Throws   |             | Rebounds |          |          |            | Scoring    |          |          |          |          |          |            |
|--------------|------|------------|--------------|-------------|-------------|------------|-------------|------------|-------------|----------|----------|----------|------------|------------|----------|----------|----------|----------|----------|------------|
| SEASON       | TEAM | GP-GS      | MIN/AVG      | FG-FGA      | FG%         | 3FG-3FGA   | 3FG%        | FT-FTA     | FT%         | OFF      | DEF      | TOT      | AVG        | PF-FO      | A        | TO       | BLK      | STL      | PTS      | AVG        |
| 2022-23      | UR   | 1-0        | 1/0.7        | 0-0         | .000        | 0-0        | .000        | 0-0        | .000        | 0        | 0        | 0        | 0.0        | 1-0        | 0        | 0        | 0        | 0        | 0        | 0.0        |
| <b>TOTAL</b> |      | <b>1-0</b> | <b>1/0.7</b> | <b>0-0</b>  | <b>.000</b> | <b>0-0</b> | <b>.000</b> | <b>0-0</b> | <b>.000</b> | <b>0</b> | <b>0</b> | <b>0</b> | <b>0.0</b> | <b>1-0</b> | <b>0</b> | <b>0</b> | <b>0</b> | <b>0</b> | <b>0</b> | <b>0.0</b> |

### FRESHMAN (2021-22)

- Did not appear in any games

### HIGH SCHOOL

- 2021 Missouri Class 4 All-State selection ... 3-time All-District selection
- Selected to 2021 DiRenna All-Star team as one of top players in Kansas City
- Led Pembroke to 13-1 record and district championship as a senior
- 2021 McDonald's All-American nominee
- 3-year team captain at Pembroke Hill School
- 3-time All-State, 3-time All-Region, 4-time All-District soccer player at Pembroke Hill ... 2019 Missouri State Defender of the Year in soccer

### PERSONAL

- Son of Michelle and Tim ... Father Tim ran track at Tulsa
- Has a younger sister Elizabeth
- Won multiple academic awards at Pembroke Hill and graduated in top 10 percent of his class
- Born on August 6, 2002



# BOX SCORES

| Official Basketball Box Score - Final                        |         |       |      |      |           |          |    |    |    |    |        |    |    |     | Game Time: 7:00 PM<br>Game Duration: 2:02<br>Attendance: 6,049 |         |         |         |         |
|--|---------|-------|------|------|-----------|----------|----|----|----|----|--------|----|----|-----|--|---------|---------|---------|---------|
| VMI at Richmond  |         |       |      |      |           |          |    |    |    |    |        |    |    |     | Officials: Lionel Butler, Andrew Barksdale, Scott Bennett      |         |         |         |         |
| 11/17/22 Robins Center, Richmond<br>2022-23 Men's Basketball |         |       |      |      |           |          |    |    |    |    |        |    |    |     |  |         |         |         |         |
| VMI - 48   |         |       |      |      |           |          |    |    |    |    |        |    |    |     | Record: 0-1  |         |         |         |         |
| NO. Name   | Min     | FG    | 3P   | FT   | Rebounds  | Fouls    | TP | AS | TO | ST | Blocks | BS | BA | +/- | Shooting By Period   |         |         |         |         |
|  |         | M-A   | M-A  | M-A  | OR DR TOT | PF FD    |    |    |    |    |        |    |    |     | 1st FG%  | 2nd FG% | 3rd FG% | 4th FG% | 5th FG% |
| 42 DJ Nussbaum   | C 25:07 | 1-3   | 0-1  | 0-0  | 2 2 4     | 5 1 2    | 1  | 0  | 0  | 0  | 0      | 0  | 0  | -7  | 3PT% 2-16  | 20.0%   |         |         |         |
| 2 Taeshaud Jackson   | G 11:54 | 0-5   | 0-1  | 0-0  | 2 1 3     | 2 0 0    | 0  | 0  | 2  | 0  | 0      | 0  | 0  | -9  | FT% 7-12   | 58.3%   |         |         |         |
| 3 Asher Woods  | G 34:11 | 3-14  | 0-7  | 2-2  | 0 3 3     | 4 5 8    | 0  | 0  | 2  | 0  | 0      | 0  | 0  | -20 | 2nd FG% 10-34  | 29.4%   |         |         |         |
| 10 Tony Felder   | G 19:51 | 1-8   | 1-4  | 2-2  | 1 2 3     | 4 1 5    | 2  | 1  | 0  | 0  | 1      | 1  | 1  | -1  | 3PT% 5-17  | 29.4%   |         |         |         |
| 30 Sean Conway   | G 32:53 | 7-13  | 3-8  | 0-0  | 7 6 13    | 3 1 17   | 2  | 3  | 1  | 0  | 0      | 0  | 0  | -21 | FT% 2-2  | 100%    |         |         |         |
| 14 Sam Wolfe   | 03:45   | 0-0   | 0-0  | 0-0  | 0 1 1     | 0 0 0    | 0  | 0  | 0  | 0  | 0      | 0  | 0  | 2   | GM FG% 16-64   | 25.0%   |         |         |         |
| 44 Tyler Houser  | 32:25   | 0-9   | 0-6  | 4-6  | 1 3 4     | 3 4 4    | 0  | 0  | 3  | 1  | 1      | 0  | 0  | -19 | 3PT% 7-33  | 21.2%   |         |         |         |
| 11 Devin Butler  | 23:03   | 3-7   | 3-5  | 1-4  | 2 3 5     | 2 2 10   | 0  | 0  | 0  | 0  | 0      | 0  | 0  | -18 | FT% 9-14   | 64.3%   |         |         |         |
| 4 Rickey Bradley   | 16:51   | 1-5   | 0-1  | 0-0  | 0 1 1     | 2 2 2    | 1  | 0  | 0  | 0  | 0      | 0  | 0  | -14 | Dead Ball Rebounds: 2, 0                                       |         |         |         |         |
| Team   |         |       |      |      | 0 2 2     | 0 0 0    | 0  | 1  |    |    |        |    |    |     |  |         |         |         |         |
| Totals   |         | 16-64 | 7-33 | 9-14 | 15 24 39  | 25 16 48 | 6  | 12 | 2  | 1  | 5      | 0  | 0  | -21 | Technical Fouls: NONE  |         |         |         |         |

| Richmond - 69      |         |           |           |           |                      |                |    |    |    |    |                 |     |                          |       | Record: 1-0 |  |  |  |  |
|--------------------|---------|-----------|-----------|-----------|----------------------|----------------|----|----|----|----|-----------------|-----|--------------------------|-------|-------------|--|--|--|--|
| NO. Name           | Min     | FG<br>M-A | 3P<br>M-A | FT<br>M-A | Rebounds<br>OR DR TT | Fouls<br>PF FD | TP | AS | TO | ST | Blocks<br>BS BA | +/- | Shooting By Period       |       |             |  |  |  |  |
| 3 Tyler Burton     | F 31:10 | 4-12      | 2-8       | 2-2       | 2 9 11               | 1 2            | 12 | 2  | 0  | 0  | 1 1 14          |     | 1 <sup>st</sup> FG%      | 9-27  | 33.3%       |  |  |  |  |
| 15 Matt Grace      | F 27:20 | 0-1       | 0-1       | 1-2       | 0 4 4                | 1 3            | 1  | 3  | 2  | 0  | 1 0 2           |     | 3PT%                     | 5-18  | 27.8%       |  |  |  |  |
| 32 Neal Quinn      | C 19:24 | 3-3       | 0-0       | 1-4       | 1 6 7                | 2 4            | 7  | 3  | 1  | 0  | 1 0 18          |     | FT%                      | 5-12  | 41.7%       |  |  |  |  |
| 1 Jason Nelson     | G 28:26 | 5-10      | 1-4       | 2-8       | 0 2 2                | 4 5            | 13 | 3  | 0  | 2  | 0 0 17          |     | 2 <sup>nd</sup> FG%      | 14-24 | 58.3%       |  |  |  |  |
| 22 Andre Gustavson | G 22:53 | 2-5       | 1-4       | 0-0       | 1 1 2                | 2 1            | 5  | 1  | 1  | 2  | 0 0 14          |     | 3PT%                     | 2-10  | 20.0%       |  |  |  |  |
| 24 Isaiah Bigelow  | 18:42   | 3-6       | 0-3       | 5-6       | 0 4 4                | 3 3            | 11 | 0  | 2  | 1  | 0 0 14          |     | FT%                      | 11-17 | 64.7%       |  |  |  |  |
| 4 DJ Bailey        | 16:39   | 3-5       | 1-2       | 0-1       | 3 5 8                | 2 3            | 7  | 1  | 3  | 0  | 0 0 6           |     | GM FG%                   | 23-51 | 45.1%       |  |  |  |  |
| 11 Jason Roche     | 17:40   | 1-5       | 1-4       | 3-4       | 2 1 3                | 1 3            | 6  | 0  | 0  | 0  | 1 0 18          |     | 3PT%                     | 7-28  | 25.0%       |  |  |  |  |
| 2 Marcus Randolph  | 13:38   | 1-3       | 1-2       | 2-2       | 0 1 1                | 0 1            | 5  | 0  | 0  | 0  | 0 0 5           |     | FT%                      | 16-29 | 55.2%       |  |  |  |  |
| 21 Mike Walz       | 02:40   | 0-0       | 0-0       | 0-0       | 0 1 1                | 0 0            | 0  | 0  | 1  | 0  | 1 0 -1          |     | Dead Ball Rebounds: 8, 1 |       |             |  |  |  |  |
| 35 Aidan Noyes     | 01:28   | 1-1       | 0-0       | 0-0       | 0 0 0                | 0 0            | 0  | 2  | 0  | 0  | 0 0 -2          |     |                          |       |             |  |  |  |  |
| Team               |         |           |           |           | 0 1 1                | 0 0            | 0  | 0  |    |    |                 |     |                          |       |             |  |  |  |  |
| Totals             |         | 23-51     | 7-28      | 16-29     | 9 35 44              | 17 25          | 69 | 13 | 10 | 5  | 5 1 21          |     |                          |       |             |  |  |  |  |

| VMI              |                           | RICH                      |  | Points from |       | Turnovers     |       | Period by Period Scoring |          |
|------------------|---------------------------|---------------------------|--|-------------|-------|---------------|-------|--------------------------|----------|
| Biggest lead     | 5 (1 <sup>st</sup> 17:50) | 26 (2 <sup>nd</sup> 4:15) |  | Paint       | 16 30 | Second Chance | 15 7  | VMI                      | 21 27 48 |
| Best Scoring Run | 5 (1 <sup>st</sup> 17:50) | 16 (2 <sup>nd</sup> 4:15) |  | Fast Breaks | 1 14  | Bench         | 16 31 | RICH                     | 28 41 69 |
| Lead Changes     | 1                         |                           |  |             |       |               |       |                          |          |
| Times Tied       | 0                         |                           |  |             |       |               |       |                          |          |
| Time with Lead   | 06:19                     | 32:06                     |  |             |       |               |       |                          |          |


| Official Basketball Box Score - Final                        |         |       |      |       |           |          |    |    |    |    |        |    |    |     | Game Time: 7:00 PM<br>Game Duration: 1:51<br>Attendance: 6,814 |         |         |         |         |
|--|---------|-------|------|-------|-----------|----------|----|----|----|----|--------|----|----|-----|--|---------|---------|---------|---------|
| UNI at Richmond  |         |       |      |       |           |          |    |    |    |    |        |    |    |     | Officials: Chet Walker, Brooks Wells, Connor Mooney            |         |         |         |         |
| 11/17/22 Robins Center, Richmond<br>2022-23 Men's Basketball |         |       |      |       |           |          |    |    |    |    |        |    |    |     |  |         |         |         |         |
| UNI - 55   |         |       |      |       |           |          |    |    |    |    |        |    |    |     | Record: 1-1  |         |         |         |         |
| NO. Name   | Min     | FG    | 3P   | FT    | Rebounds  | Fouls    | TP | AS | TO | ST | Blocks | BS | BA | +/- | Shooting By Period   |         |         |         |         |
|  |         | M-A   | M-A  | M-A   | OR DR TOT | PF FD    |    |    |    |    |        |    |    |     | 1st FG%  | 2nd FG% | 3rd FG% | 4th FG% | 5th FG% |
| 34 James Betz  | F 27:02 | 2-8   | 2-6  | 0-0   | 1 2 3     | 3 1 6    | 1  | 0  | 1  | 0  | 0      | 0  | 0  | -7  | 3PT% 2-11  | 18.2%   |         |         |         |
| 0 Nate Heise   | G 35:26 | 4-10  | 0-3  | 2-6   | 0 4 4     | 2 3 10   | 1  | 2  | 2  | 0  | 0      | 0  | 0  | -11 | FT% 7-10   | 70%     |         |         |         |
| 4 Trey Campbell  | G 29:46 | 3-7   | 0-2  | 0-0   | 2 2 4     | 2 0 6    | 2  | 2  | 1  | 1  | 0      | 0  | 0  | -9  | 2nd FG% 10-35  | 28.6%   |         |         |         |
| 13 Bowen Born  | G 35:57 | 6-17  | 1-7  | 4-4   | 0 2 2     | 1 3 17   | 1  | 0  | 0  | 0  | 0      | 0  | 0  | -16 | FT% 1-11   | 9.1%    |         |         |         |
| 32 Tytan Anderson  | G 31:17 | 4-10  | 0-0  | 5-5   | 5 5 10    | 2 4 13   | 0  | 2  | 1  | 0  | 0      | 0  | 0  | -11 | GM FG% 20-61   | 32.8%   |         |         |         |
| 1 Cole Henry   | 06:52   | 0-1   | 0-0  | 0-0   | 0 5 5     | 1 0 0    | 0  | 1  | 0  | 0  | 0      | 0  | 0  | -7  | 3PT% 3-22  | 13.6%   |         |         |         |
| 15 Michael Duax  | 07:41   | 1-2   | 0-0  | 1-2   | 2 0 2     | 3 1 3    | 0  | 0  | 0  | 0  | 0      | 0  | 0  | -11 | FT% 12-17  | 70.6%   |         |         |         |
| 3 Landon Wolf  | 17:25   | 0-4   | 0-3  | 0-0   | 0 2 2     | 0 0 0    | 0  | 0  | 1  | 1  | 0      | 0  | 0  | -5  | Dead Ball Rebounds: 3, 0                                       |         |         |         |         |
| 33 Drew Daniel   | 04:34   | 0-1   | 0-1  | 0-0   | 0 0 0     | 1 0 0    | 0  | 0  | 0  | 1  | 0      | 0  | 0  | -2  |  |         |         |         |         |
| 23 Derek Krogmann  | 02:22   | 0-1   | 0-0  | 0-0   | 0 1 1     | 0 0 0    | 0  | 0  | 0  | 0  | 0      | 0  | 0  | 0   |  |         |         |         |         |
| 2 Ege Pekarski   | 01:49   | 0-0   | 0-0  | 0-0   | 0 1 1     | 0 0 0    | 0  | 0  | 0  | 0  | 0      | 0  | 0  | 2   |  |         |         |         |         |
| 20 Chase Courbat   | 01:49   | 0-0   | 0-0  | 0-0   | 0 0 0     | 0 0 0    | 0  | 0  | 0  | 0  | 0      | 0  | 0  | 2   |  |         |         |         |         |
| Team   |         |       |      |       | 1 1 2     | 0 0 0    | 0  | 0  |    |    |        |    |    |     |  |         |         |         |         |
| Totals   |         | 20-61 | 3-22 | 12-17 | 11 25 36  | 15 12 55 | 5  | 8  | 7  | 2  | 4      | 0  | 0  | -13 | Technical Fouls: NONE  |         |         |         |         |

| Richmond - 68      |         |       |      |       |           |          |    |    |    |    |        |    |    |     | Record: 2-0              |         |         |         |         |
|--------------------|---------|-------|------|-------|-----------|----------|----|----|----|----|--------|----|----|-----|--------------------------|---------|---------|---------|---------|
| NO. Name           | Min     | FG    | 3P   | FT    | Rebounds  | Fouls    | TP | AS | TO | ST | Blocks | BS | BA | +/- | Shooting By Period       |         |         |         |         |
|                    |         | M-A   | M-A  | M-A   | OR DR TOT | PF FD    |    |    |    |    |        |    |    |     | 1st FG%                  | 2nd FG% | 3rd FG% | 4th FG% | 5th FG% |
| 3 Tyler Burton     | F 28:37 | 3-6   | 1-3  | 4-5   | 1 8 9     | 1 5 11   | 0  | 0  | 1  | 1  | 1      | 1  | 3  |     | 3PT% 2-14                | 14.3%   |         |         |         |
| 15 Matt Grace      | F 25:47 | 3-8   | 0-3  | 0-0   | 0 3 3     | 1 3 11   | 6  | 5  | 1  | 0  | 1      | 0  | 14 |     | FT% 8-9                  | 88.9%   |         |         |         |
| 32 Neal Quinn      | C 19:07 | 2-3   | 0-0  | 4-6   | 2 3 5     | 2 5 8    | 3  | 1  | 0  | 0  | 1      | 0  | 4  |     | 2nd FG% 13-23            | 56.5%   |         |         |         |
| 1 Jason Nelson     | G 31:08 | 9-15  | 1-5  | 2-2   | 0 3 3     | 1 1 21   | 2  | 3  | 1  | 0  | 0      | 0  | 16 |     | 3PT% 1-13                | 46.2%   |         |         |         |
| 22 Andre Gustavson | G 25:47 | 1-3   | 1-3  | 0-0   | 1 2 3     | 1 0 3    | 0  | 0  | 1  | 0  | 0      | 0  | 7  |     | FT% 4-6                  | 66.7%   |         |         |         |
| 4 DJ Bailey        | 14:36   | 0-3   | 0-1  | 0-0   | 0 2 2     | 1 2 0    | 0  | 1  | 0  | 0  | 0      | 1  | 2  |     | GM FG% 24-53             | 45.3%   |         |         |         |
| 24 Isaiah Bigelow  | 18:43   | 0-4   | 0-3  | 0-0   | 1 6 7     | 3 1 0    | 0  | 0  | 2  | 1  | 0      | 0  | 6  |     | 3PT% 8-27                | 29.6%   |         |         |         |
| 11 Jason Roche     | 21:33   | 5-8   | 4-6  | 0-0   | 1 1 2     | 0 0 14   | 0  | 0  | 0  | 0  | 1      | 0  | 16 |     | FT% 12-15                | 80.0%   |         |         |         |
| 2 Marcus Randolph  | 10:34   | 1-2   | 1-2  | 2-2   | 0 1 1     | 2 1 5    | 0  | 2  | 1  | 0  | 0      | 0  | 6  |     | Dead Ball Rebounds: 1, 0 |         |         |         |         |
| 12 Malcolm Dread   | 01:02   | 0-1   | 0-1  | 0-0   | 0 0 0     | 0 0 0    | 0  | 0  | 0  | 0  | 0      | 0  | 0  | -2  |                          |         |         |         |         |
| 21 Mike Walz       | 01:02   | 0-0   | 0-0  | 0-0   | 0 0 0     | 0 0 0    | 0  | 0  | 0  | 0  | 0      | 0  | 0  | -2  |                          |         |         |         |         |
| 34 Gabie Arizin    | 01:02   | 0-0   | 0-0  | 0-0   | 0 1 1     | 0 0 0    | 0  | 0  | 0  | 0  | 0      | 0  | 0  | -2  |                          |         |         |         |         |
| 35 Aidan Noyes     | 01:02   | 0-0   | 0-0  | 0-0   | 0 0 0     | 0 0 0    | 0  | 0  | 0  | 0  | 0      | 0  | 0  | -2  |                          |         |         |         |         |
| Team               |         |       |      |       | 0 2 2     | 0 0 0    | 0  | 0  |    |    |        |    |    |     |                          |         |         |         |         |
| Totals             |         | 24-53 | 8-27 | 12-15 | 6 32 38   | 12 15 68 | 10 | 11 | 4  | 4  | 2      | 13 |    |     | Technical Fouls: NONE    |         |         |         |         |

|                  | UNI                       | RIC                        | Points from |    | Turnovers     |    | Period by Period Scoring |     |     |     |
|------------------|---------------------------|----------------------------|-------------|----|---------------|----|--------------------------|-----|-----|-----|
| Biggest lead     | 4 (1 <sup>st</sup> 14:25) | 16 (2 <sup>nd</sup> 11:30) | Paint       | 17 | Second Chance | 7  | UNI                      | 1st | 2nd | TOT |
| Best Scoring Run | 5 (2 <sup>nd</sup> 9:11)  | 7 (2 <sup>nd</sup> 18:23)  | Fast Breaks | 30 | Bench         | 30 | UNI                      | 29  | 26  | 55  |
| Lead Changes     |                           |                            |             | 6  |               | 8  |                          |     |     |     |
| Times Tied       |                           | 5                          |             | 5  |               | 0  | RIC                      | 32  | 36  | 68  |
| Time with Lead   | 05:19                     | 31:08                      |             | 3  |               | 19 |                          |     |     |     |



# BOX SCORES



Official Basketball Box Score - Final

Syracuse at Richmond

11/21/22 Barclays Center, Brooklyn, N.Y.

Vivid Seats Empire Classic benefiting WWP

Game Time: 7:00 PM

Game Duration: 2:00

Syracuse - 74

Record: 3-1

Officials: DJ Carstensen, Nathan Farrell, Justin Porterfield

| NO. Name             | Min     | FG    | 3P   | FT   | Rebounds | Fouls | PF | AS | TO | ST | Blocks | BS | BA | + | Shooting By Period              |                |   |  |
|----------------------|---------|-------|------|------|----------|-------|----|----|----|----|--------|----|----|---|---------------------------------|----------------|---|--|
| 0 Chris Bell         | F 33:30 | 4-8   | 3-5  | 0    | 1        | 1     | 0  | 11 | 1  | 1  | 0      | 0  | 0  | 3 | 1 <sup>st</sup> FG% 15-26 57.7% | 3PT% 4-7 57.1% |   |  |
| 13 Benny Williams    | F 39:38 | 2-6   | 0-1  | 0-0  | 1        | 2     | 3  | 4  | 0  | 4  | 1      | 1  | 4  | 0 | 0                               | 0              | 0 |  |
| 14 Jesse Edwards     | C 31:12 | 4-6   | 0-0  | 2-4  | 4        | 8     | 3  | 4  | 1  | 1  | 2      | 6  | 0  | 9 | 2 <sup>nd</sup> FG% 11-31 35.5% | FT% 0-0 0%     |   |  |
| 3 Judah Mintz        | G 37:34 | 7-16  | 0-1  | 2-2  | 1        | 0     | 1  | 1  | 1  | 16 | 4      | 0  | 3  | 1 | 0                               | 3              | 1 |  |
| 11 Joseph Girard III | G 42:12 | 12-24 | 4-11 | 3-5  | 1        | 3     | 4  | 1  | 5  | 31 | 2      | 2  | 0  | 0 | 0                               | 4              | 0 |  |
| 55 Mounir Hima       | 13:48   | 0-1   | 0-0  | 0-0  | 0        | 1     | 1  | 1  | 1  | 0  | 0      | 0  | 0  | 2 | 0                               | 0              | 0 |  |
| 1 Malik Brown        | 05:22   | 1-1   | 0-0  | 0-0  | 1        | 1     | 2  | 1  | 0  | 2  | 0      | 0  | 0  | 0 | 0                               | 0              | 0 |  |
| 5 Justin Taylor      | 11:30   | 0-1   | 0-0  | 0-0  | 0        | 1     | 1  | 0  | 0  | 1  | 0      | 0  | 0  | 0 | 0                               | 0              | 0 |  |
| 10 Symir Torrence    | 10:14   | 0-0   | 0-0  | 0-0  | 0        | 0     | 0  | 0  | 1  | 0  | 1      | 1  | 1  | 0 | 0                               | 0              | 0 |  |
| Total                |         |       |      |      | 1        | 5     | 6  |    |    | 0  |        |    |    |   |                                 |                |   |  |
| Totals               |         | 30-63 | 7-18 | 7-11 | 9        | 18    | 27 | 12 | 12 | 74 | 11     | 6  | 10 | 9 | 0                               | 3              |   |  |

Technical Fouls: NONE

Dead Ball Rebounds: 3, 1

Richmond - 71

Record: 2-3

| NO. Name           | Min     | FG    | 3P    | FT  | Rebounds | Fouls | PF | AS | TO | ST | Blocks | BS | BA | + | Shooting By Period |    |                                 |  |
|--------------------|---------|-------|-------|-----|----------|-------|----|----|----|----|--------|----|----|---|--------------------|----|---------------------------------|--|
| 3 Tyler Burton     | F 45:00 | 4-14  | 2-8   | 3-8 | 4        | 11    | 15 | 0  | 6  | 13 | 2      | 3  | 1  | 0 | 2                  | -3 | 1 <sup>st</sup> FG% 12-31 38.7% |  |
| 24 Isaiah Bigelow  | F 33:32 | 7-19  | 3-9   | 0-0 | 2        | 2     | 2  | 0  | 1  | 17 | 0      | 2  | 1  | 0 | 2                  | -8 | 3PT% 4-11 36.4%                 |  |
| 32 Neil Quinn      | C 33:52 | 4-6   | 0-0   | 0   | 5        | 4     | 9  | 4  | 2  | 8  | 2      | 2  | 0  | 0 | 0                  | 0  | 1                               |  |
| 1 Jason Nelson     | G 38:21 | 5-9   | 4-6   | 0-0 | 1        | 3     | 1  | 4  | 4  | 1  | 14     | 6  | 2  | 2 | 0                  | 0  | -4                              |  |
| 22 Andre Gustavson | G 30:34 | 1-5   | 0-0   | 0-0 | 1        | 1     | 3  | 1  | 2  | 3  | 2      | 0  | 0  | 2 | -5                 | 0  | 0                               |  |
| 4 DJ Bailey        | 12:43   | 2-4   | 0-0   | 1-1 | 3        | 4     | 0  | 1  | 5  | 2  | 1      | 1  | 0  | 0 | 1                  | 1  | 0                               |  |
| 21 Mike Walz       | 00:52   | 0-0   | 0-0   | 0-0 | 0        | 0     | 0  | 0  | 0  | 0  | 1      | 0  | 0  | 0 | 0                  | 0  | 0                               |  |
| 11 Jason Roche     | 30:20   | 4-9   | 4-8   | 3   | 2        | 5     | 1  | 0  | 12 | 1  | 1      | 0  | 0  | 0 | 0                  | 10 | 0                               |  |
| 2 Marcus Randolph  | 01:46   | 0-0   | 0-0   | 0-0 | 0        | 0     | 0  | 0  | 0  | 0  | 0      | 0  | 0  | 0 | 0                  | 1  | 1                               |  |
| Total              |         |       |       |     | 2        | 2     | 4  |    |    | 0  |        | 4  |    |   |                    |    |                                 |  |
| Totals             |         | 27-66 | 13-31 | 4-9 | 20       | 24    | 44 | 12 | 12 | 71 | 16     | 18 | 5  | 0 | 9                  | -3 |                                 |  |


Technical Fouls: NONE

Dead Ball Rebounds: 5, 1

|                  | Syr                        | Rich                      | Points from   | Syr | Rich | Period by Period Scoring |     |     |     |    |
|------------------|----------------------------|---------------------------|---------------|-----|------|--------------------------|-----|-----|-----|----|
| Biggest lead     | 12 (1 <sup>st</sup> 15:05) | 5 (2 <sup>nd</sup> 15:54) | Turnovers     | 27  | 8    | 1 <sup>st</sup>          | 2nd | OT1 | TOT |    |
| Best Scoring Run | 12 (1 <sup>st</sup> 15:05) | 8 (2 <sup>nd</sup> 19:01) | Paint         | 40  | 26   | Syr                      | 34  | 29  | 11  | 74 |
| Lead Changes     | 16                         |                           | Second Chance | 13  | 9    | Rich                     | 29  | 34  | 8   | 71 |
| Times Tied       | 8                          |                           | Fast Breaks   | 13  | 10   |                          |     |     |     |    |
| Time with Lead   | 24:51                      | 13:30                     | Bench         | 2   | 17   |                          |     |     |     |    |

Game Notes: VIVID SEATS EMPIRE CLASSIC benefiting WWP - SEMIFINAL GAME 1 ♦

# BOX SCORES



Official Basketball Box Score - Final

Drake at Richmond

12/10/22 Robins Center, Richmond

2022-23 Men's Basketball

Game Time: 2:00 PM

Game Duration: 1:53

Attendance: 6,447

Drake - 52

Record: 8-2

Officials: Raymie Snyers, Tim Comer, Jeff Pon

| NO. Name             | Min     | FG<br>M-A | 3P<br>M-A | FT<br>M-A | Rebounds<br>OR DR TOT | Fouls<br>PF FO | TP | AS | TO | ST | Blocks<br>BS BA | +/-   |
|----------------------|---------|-----------|-----------|-----------|-----------------------|----------------|----|----|----|----|-----------------|-------|
| 51 Darnell Brodie    | F 18:07 | 1-6       | 0-0       | 0-2       | 3 5 8                 | 3 3            | 2  | 0  | 4  | 0  | 0               | 1 -11 |
| 0 D.J. Wilkins       | F 25:22 | 0-5       | 0-3       | 1-2       | 0 1 1                 | 3 3            | 1  | 1  | 1  | 0  | 0               | 0 -20 |
| 1 Roman Penn         | G 30:42 | 4-9       | 0-1       | 2-3       | 1 4 5                 | 3 2            | 10 | 1  | 1  | 2  | 0               | 0 -17 |
| 3 Garrett Sturtz     | G 26:03 | 1-5       | 0-1       | 2-2       | 0 3 3                 | 2 2            | 4  | 2  | 2  | 0  | 0               | 0 -22 |
| 12 Tucker DeVries    | G 30:40 | 3-11      | 1-6       | 2-2       | 0 4 4                 | 1 3            | 9  | 0  | 1  | 1  | 0               | 1 -32 |
| 14 Sardaar Calhoun   | 20:15   | 7-13      | 2-6       | 1-1       | 0 0 0                 | 4 1            | 17 | 0  | 2  | 3  | 0               | 0 -10 |
| 35 Eric Northweather | 12:32   | 0-2       | 0-2       | 1-2       | 0 0 0                 | 3 0            | 2  | 1  | 1  | 0  | 0               | 2 -23 |
| 10 Okay Djamgouz     | 07:31   | 0-0       | 0-0       | 0-0       | 0 0 0                 | 1 0            | 0  | 0  | 0  | 0  | 0               | 0 -9  |
| 4 Connor Enright     | 20:26   | 1-3       | 0-1       | 2-2       | 0 2 2                 | 3 1            | 4  | 0  | 2  | 0  | 0               | 0 -9  |
| 11 Bryceon Burns     | 04:11   | 0-1       | 0-1       | 0-0       | 0 0 0                 | 0 1            | 0  | 0  | 0  | 0  | 0               | 0 -1  |
| 24 Nate Ferguson     | 04:11   | 1-1       | 0-0       | 2-2       | 0 1 1                 | 1 1            | 4  | 0  | 0  | 0  | 1               | 0 -1  |
| Team                 |         |           |           |           | 0 1 1                 | 0              | 0  | 0  | 0  | 0  |                 |       |
| Totals               |         | 18-56     | 3-21      | 13-18     | 4 24 28               | 21 19 52       | 5  | 13 | 6  | 3  | 2               | 30    |

Technical Fouls: NONE

| NO. Name          | Min     | FG<br>M-A | 3P<br>M-A | FT<br>M-A | Rebounds<br>OR DR TOT | Fouls<br>PF FO | TP | AS | TO | ST | Blocks<br>BS BA | +/-  |
|-------------------|---------|-----------|-----------|-----------|-----------------------|----------------|----|----|----|----|-----------------|------|
| 3 Tyler Burton    | F 32:11 | 5-11      | 0-3       | 7-9       | 1 6 7                 | 1 8            | 17 | 2  | 1  | 2  | 1               | 0 36 |
| 15 Matt Grace     | F 26:20 | 2-5       | 0-2       | 0-0       | 0 6 6                 | 1 0            | 4  | 2  | 2  | 0  | 1               | 1 18 |
| 32 Neal Quinn     | C 20:16 | 8-9       | 0-1       | 1-3       | 0 6 6                 | 2 3            | 17 | 3  | 0  | 1  | 0               | 0 24 |
| 1 Jason Nelson    | G 28:26 | 6-9       | 3-3       | 4-5       | 0 4 4                 | 2 5            | 19 | 1  | 2  | 1  | 0               | 1 23 |
| 2 Andre Gustavson | G 17:31 | 1-3       | 0-1       | 0-0       | 0 2 2                 | 3 0            | 2  | 0  | 1  | 0  | 0               | 0 19 |
| 11 Jason Roche    | 24:10   | 2-4       | 1-3       | 2-2       | 0 1 1                 | 2 1            | 7  | 0  | 1  | 0  | 0               | 0 25 |
| 4 DJ Bailey       | 14:08   | 1-5       | 0-1       | 0-0       | 0 4 4                 | 2 0            | 2  | 1  | 1  | 1  | 0               | 1 6  |
| 24 Isaiah Bigelow | 14:50   | 3-6       | 0-3       | 1-1       | 0 5 5                 | 2 3            | 7  | 0  | 0  | 2  | 0               | 0 6  |
| 2 Marcus Randolph | 10:27   | 0-1       | 0-0       | 0-0       | 1 1 2                 | 3 0            | 0  | 0  | 2  | 0  | 0               | 0 -8 |
| 21 Mike Walz      | 04:11   | 1-1       | 0-0       | 2-2       | 1 2 3                 | 0 1            | 4  | 0  | 3  | 0  | 0               | 0 -1 |
| 5 Connor Crabtree | 03:45   | 1-1       | 1-1       | 0-0       | 0 0 0                 | 0 0            | 3  | 0  | 0  | 0  | 0               | 0 -1 |
| 35 Aidan Noyes    | 03:45   | 0-0       | 0-0       | 0-0       | 0 1 1                 | 0 0            | 0  | 0  | 0  | 0  | 0               | 0 -1 |
| Team              |         |           |           |           | 0 0 0                 | 0              | 0  | 2  |    |    |                 |      |
| Totals            |         | 30-55     | 5-18      | 17-22     | 3 38 41               | 19 21 82       | 9  | 15 | 7  | 2  | 3               | 30   |

Technical Fouls: NONE

|                  | DRAKE                     | RICH                      | Points from Turnovers | DRAKE | RICH  | Period by Period Scoring |          |
|------------------|---------------------------|---------------------------|-----------------------|-------|-------|--------------------------|----------|
| Biggest lead     | 0 (1 <sup>st</sup> 20:00) | 31 (2 <sup>nd</sup> 4:43) | 15                    | 16    |       | 1st 2nd TOT              |          |
| Best Scoring Run | 8(2 <sup>nd</sup> 10:10)  | 17(1 <sup>st</sup> 13:09) | 24                    | 46    | DRAKE | 25 27 52                 |          |
| Lead Changes     | 0                         | 0                         | Second Chance         | 0     | 4     |                          |          |
| Times Tied       | 0                         | 0                         | Fast Breaks           | 10    | 12    | RICH                     | 47 35 82 |
| Time with Lead   | 00:00                     | 38:28                     | Bench                 | 26    | 23    |                          |          |

Official Basketball Box Score - Final  
Fairleigh Dickinson at Richmond  
12/12/2023 Robins Center  
2022-23 Men's Basketball

Game Time: 7:00 PM  
Game Duration: 1:34  
Attendance: 5,004

Officials: John Gaffney, Bill Covington Jr., Pat O'Connell

Fairleigh Dickinson - 48

Record: 6-7

| NO. Name               | Min     | FG<br>M-A | 3P<br>M-A | FT<br>M-A | Rebounds<br>OR DR TOT | Fouls<br>PF FO | TP | AS | TO | ST | Blocks<br>BS BA | +/-   |
|------------------------|---------|-----------|-----------|-----------|-----------------------|----------------|----|----|----|----|-----------------|-------|
| 5 Ansley Almonor       | F 25:09 | 3-10      | 1-6       | 0-0       | 0 6 6                 | 1 3            | 7  | 2  | 2  | 1  | 0               | 0 -18 |
| 1 Joe Munden Jr.       | G 16:03 | 3-6       | 1-2       | 1-1       | 1 0 1                 | 0 1            | 8  | 0  | 0  | 0  | 0               | 1 -21 |
| 2 Demetre Roberts      | G 28:54 | 2-13      | 2-5       | 1-2       | 1 0 1                 | 0 1            | 7  | 2  | 1  | 1  | 0               | 1 -27 |
| 4 Grant Singleton      | G 25:44 | 4-10      | 2-5       | 0-0       | 0 6 6                 | 1 0            | 10 | 2  | 0  | 1  | 0               | 0 -19 |
| 12 Sebastian Lamaute   | G 18:21 | 0-6       | 0-4       | 0-0       | 1 0 1                 | 3 0            | 0  | 1  | 1  | 0  | 0               | 0 -4  |
| 11 Sean Moore          | 22:59   | 1-2       | 0-1       | 0-0       | 1 2 3                 | 3 0            | 2  | 1  | 2  | 4  | 0               | 0 -26 |
| 13 Joral Emanuel       | 20:39   | 2-3       | 0-0       | 1-1       | 1 3 4                 | 0 1            | 5  | 1  | 1  | 0  | 0               | 0 -14 |
| 21 Cameron Tweedy      | 10:54   | 2-6       | 0-0       | 0-0       | 2 2 4                 | 2 0            | 4  | 2  | 0  | 2  | 0               | 2 -7  |
| 22 Trevon Blessingame  | 20:21   | 2-5       | 1-4       | 0-0       | 0 0 0                 | 1 0            | 5  | 0  | 2  | 1  | 0               | 0 -2  |
| 24 Brayden Reynolds    | 06:15   | 0-0       | 0-0       | 0-0       | 1 1 2                 | 0 0            | 0  | 1  | 0  | 0  | 0               | 0 -5  |
| 14 Pier-Olivier Racine | 01:34   | 0-0       | 0-0       | 0-0       | 0 0 0                 | 0 0            | 0  | 0  | 1  | 0  | 0               | 0 -3  |
| 25 Daniel Rodriguez    | 02:23   | 0-0       | 0-0       | 0-0       | 0 0 0                 | 0 0            | 0  | 0  | 0  | 0  | 0               | 0 -1  |
| 20 Brandon Upshaw      | 00:44   | 0-0       | 0-0       | 0-0       | 0 0 0                 | 0 0            | 0  | 0  | 0  | 0  | 0               | 0 -2  |
| Team                   |         |           |           |           | 1 1 2                 | 0 0            | 0  | 1  |    |    |                 |       |
| Totals                 |         | 19-61     | 7-27      | 3-4       | 8 21 29               | 13 6 48        | 12 | 11 | 10 | 0  | 4               | -29   |

Technical Fouls: NONE

Richmond - 77

Record: 5-5

| NO. Name            | Min     | FG<br>M-A | 3P<br>M-A | FT<br>M-A | Rebounds<br>OR DR TOT | Fouls<br>PF FO | TP | AS | TO | ST | Blocks<br>BS BA | +/-  |
|---------------------|---------|-----------|-----------|-----------|-----------------------|----------------|----|----|----|----|-----------------|------|
| 3 Tyler Burton      | F 22:01 | 5-9       | 1-5       | 1-1       | 0 9 9                 | 0 2            | 12 | 1  | 0  | 0  | 1               | 0 29 |
| 15 Matt Grace       | F 20:40 | 2-3       | 0-1       | 0-0       | 0 2 2                 | 1 0            | 4  | 2  | 3  | 0  | 0               | 0 17 |
| 2 Neal Quinn        | C 19:31 | 4-4       | 1-1       | 0-0       | 4 5                   | 0 0            | 9  | 1  | 1  | 1  | 3               | 0 20 |
| 1 Jason Nelson      | G 23:50 | 3-7       | 1-5       | 2-2       | 0 2 2                 | 2 4            | 9  | 2  | 0  | 0  | 0               | 0 32 |
| 22 Andre Gustavson  | G 19:59 | 1-4       | 1-2       | 0-0       | 0 2 2                 | 0 0            | 3  | 1  | 1  | 0  | 2               | 0 22 |
| 4 DJ Bailey         | 14:17   | 1-2       | 0-1       | 1-2       | 0 2 2                 | 0 3            | 3  | 3  | 3  | 0  | 0               | 0 9  |
| 11 Jason Roche      | 22:40   | 3-7       | 3-6       | 0-0       | 1 2 3                 | 0 0            | 9  | 1  | 1  | 0  | 0               | 0 2  |
| 24 Isaiah Bigelow   | 15:47   | 6-9       | 3-4       | 2-2       | 4 4 6                 | 0 3            | 17 | 2  | 2  | 1  | 0               | 0 10 |
| 2 Marcus Randolph   | 10:53   | 1-2       | 1-1       | 0-0       | 0 2 2                 | 0 1            | 3  | 0  | 1  | 0  | 0               | 0 10 |
| 5 Connor Crabtree   | 08:45   | 0-2       | 0-2       | 0-0       | 1 2 3                 | 0 0            | 0  | 1  | 0  | 1  | 0               | 0 -6 |
| 21 Mike Waltz       | 10:51   | 1-2       | 0-0       | 0-0       | 0 0 0                 | 2 0            | 2  | 0  | 1  | 0  | 0               | 0 -2 |
| 35 Aidan Noyes      | 05:15   | 2-3       | 2-3       | 0-0       | 0 1 1                 | 0 0            | 6  | 0  | 0  | 0  | 0               | 0 4  |
| 12 Malcolm Dread    | 02:23   | 0-0       | 0-0       | 0-0       | 2 2 0                 | 0 0            | 0  | 0  | 0  | 0  | 0               | 0 1  |
| 34 Gabe Arizin      | 01:40   | 0-0       | 0-0       | 0-0       | 0 0 0                 | 0 0            | 0  | 0  | 0  | 0  | 0               | 0 0  |
| 10 Liam Weaver      | 00:44   | 0-0       | 0-0       | 0-0       | 0 0 0                 | 1 0            | 0  | 0  | 0  | 0  | 0               | 0 -2 |
| 25 Quentin Southall | 00:44   | 0-1       | 0-0       | 0-0       | 0 0 0                 | 0 0            | 0  | 0  | 0  | 0  | 0               | 0 -2 |
| Team                |         |           |           |           | 0 0 0                 | 0 0            | 0  | 0  |    |    |                 |      |
| Totals              |         | 29-55     | 13-31     | 6-7       | 5 34 39               | 6 13 77        | 19 | 14 | 5  | 4  | 0               | 29   |

Technical Fouls: NONE

|                  | FDU                       | RICH                       | Points from Turnovers | FDU RICH | Period by Period Scoring |
|------------------|---------------------------|----------------------------|-----------------------|----------|--------------------------|
| Biggest lead     | 0 (1 <sup>st</sup> 20:00) | 36 (2 <sup>nd</sup> 16:33) | 13                    | 19       |                          |
| Best Scoring Run | 8 (2 <sup>nd</sup> 7:18)  | 22 (1 <sup>st</sup> 9:17)  | Paint                 | 22 32    | 1st 2nd 3rd 4th          |
| Lead Changes     | 0                         | 0                          | Second Chance         | 9 8      | FDU 9 29 20 78           |
| Times Tied       | 0                         | 0                          | Fast Breaks           | 6 0      | RICH 42 35 77            |
| Time with Lead   | 00:00                     | 39:34                      | Bench                 | 16 40    |                          |

# SPIDERS SEASON RANKS

## TEAM RANKS

| Statistic                                   | National Rank | Conference Rank | Value |
|---|---------------|-----------------|-------|
| Assist/Turnover Ratio (352 ranked)          | 220           | 7               | 0.98  |
| Assists Per Game (352 ranked)               | 228           | 10              | 12.9  |
| Bench Points per game (352 ranked)          | 197           | 5               | 20.27 |
| Blocks Per Game (352 ranked)                | 198           | 12              | 3.1   |
| Effective FG pct (352 ranked)               | 152           | 6               | 0.519 |
| Fastbreak Points (352 ranked)               | 311           | 15              | 6.36  |
| Field Goal Percentage (352 ranked)          | 211           | 9               | 43.8  |
| Field Goal Percentage Defense (352 ranked)  | 48            | 3               | 39.6  |
| Fouls Per Game (352 ranked)                 | 33            | 2               | 14.3  |
| Free Throw Attempts Per Game (352 ranked)   | 286           | 14              | 15.5  |
| Free Throw Percentage (352 ranked)          | 198           | 7               | 70.0  |
| Free Throws Made Per Game (352 ranked)      | 279           | 14              | 10.8  |
| Rebound Margin (352 ranked)                 | 210           | 10              | 0.9   |
| Rebounds (Defensive) Per Game (352 ranked)  | 47            | 3               | 27.91 |
| Rebounds (Offensive) Per Game (352 ranked)  | 326           | 14              | 7.73  |
| Rebounds Per Game (352 ranked)              | 183           | 10              | 35.64 |
| Scoring Defense (352 ranked)                | 76            | 3               | 64.3  |
| Scoring Margin (352 ranked)                 | 185           | 6               | 4.1   |
| Scoring Offense (352 ranked)                | 268           | 9               | 68.4  |
| Steals Per Game (352 ranked)                | 267           | 10              | 5.8   |
| Three Point Attempts Per Game (352 ranked)  | 56            | 2               | 25.6  |
| Three Point Percentage (352 ranked)         | 130           | 6               | 35.1  |
| Three Point Percentage Defense (352 ranked) | 70            | 6               | 30.1  |
| Three Pointers Per Game (352 ranked)        | 50            | 1               | 9.0   |
| Turnover Margin (352 ranked)                | 304           | 9               | -2.0  |
| Turnovers Forced Per Game (352 ranked)      | 315           | 11              | 11.18 |
| Turnovers Per Game (352 ranked)             | 186           | 6               | 13.2  |
| Winning Percentage (352 ranked)             | 232           | 12              | 45.5  |

## INDIVIDUAL RANKS

| Statistic                                  | Player         | National Rank | Conference Rank | Value |
|--|----------------|---------------|-----------------|-------|
| Assist/Turnover Ratio (350 ranked)         | Jason Nelson   | 271           | 10              | 1.48  |
| Assists (329 ranked)                       |                |               |                 |       |
| Assists Per Game (347 ranked)              | Jason Nelson   | 339           | 14              | 3.1   |
| Blocks (285 ranked)                        | Matt Grace     | 285           | 15              | 10    |
| Blocks Per Game (335 ranked)               |                |               |                 |       |
| Double Doubles (273 ranked)                | Tyler Burton   | 123           | 6               | 2     |
|  | Isaiah Bigelow | 273           | 15              | 1     |
| Field Goal Attempts (340 ranked)           | Tyler Burton   | 97            | 5               | 152   |
| Field Goal Percentage (335 ranked)         | Tyler Burton   | 216           | 7               | 45.4  |
| Field Goals (331 ranked)                   | Tyler Burton   | 106           | 4               | 69    |
| Free Throw Attempts (320 ranked)           | Tyler Burton   | 167           | 15              | 51    |
| Free Throw Percentage (348 ranked)         | Tyler Burton   | 253           | 17              | 76.5  |
| Free Throws (344 ranked)                   | Tyler Burton   | 160           | 13              | 39    |
| Minutes Per Game (349 ranked)              | Tyler Burton   | 51            | 9               | 35:03 |
| Points (346 ranked)                        | Tyler Burton   | 90            | 7               | 198   |
| Points Per Game (350 ranked)               | Tyler Burton   | 62            | 5               | 18.0  |
| Rebounds (334 ranked)                      | Tyler Burton   | 91            | 5               | 90    |
| Rebounds (Defensive) Per Game (338 ranked) | Tyler Burton   | 26            | 2               | 6.73  |
|  | Isaiah Bigelow | 247           | 12              | 4.64  |
| Rebounds (Offensive) Per Game (350 ranked) |                |               |                 |       |
| Rebounds Per Game (349 ranked)             | Tyler Burton   | 78            | 3               | 8.2   |
| Steals (287 ranked)                        |                |               |                 |       |
| Steals Per Game (346 ranked)               |                |               |                 |       |
| Three Point Attempts (345 ranked)          | Tyler Burton   | 191           | 13              | 66    |
| Three Point Percentage (116 ranked)        |                |               |                 |       |
| Three Pointers Per Game (340 ranked)       | Jason Roche    | 199           | 12              | 2.18  |
|  | Tyler Burton   | 329           | 17              | 1.91  |
| Total 3-point FGM (332 ranked)             | Jason Roche    | 221           | 11              | 24    |
|  | Tyler Burton   | 332           | 17              | 21    |
| Triple Doubles (1 ranked)                  |                |               |                 |       |



# SPIDERS STATS

## Game Records

| Record         | Overall | Home | Away | Neutral |
|----------------|---------|------|------|---------|
| ALL GAMES      | 5-6     | 4-1  | 0-3  | 1-2     |
| CONFERENCE     | 0-0     | 0-0  | 0-0  | 0-0     |
| NON-CONFERENCE | 5-6     | 4-1  | 0-3  | 1-2     |

## Score by Periods

| Team      | 1st | 2nd | OT | TOT |
|-----------|-----|-----|----|-----|
| Richmond  | 328 | 407 | 17 | 752 |
| Opponents | 333 | 352 | 22 | 707 |

## Team Box Score

| No.       | Player            |       |        |      | Total   |      | 3-Point  |      | F-Throw |       | Rebounds |     |     |      |     |    |     |     |     |     |     |      |  |  |
|-----------|-------------------|-------|--------|------|---------|------|----------|------|---------|-------|----------|-----|-----|------|-----|----|-----|-----|-----|-----|-----|------|--|--|
|           |                   | GP-GS | MIN    | AVG  | FG-FGA  | FG%  | 3FG-3FGA | 3FG% | FT-FTA  | FT%   | OFF      | DEF | TOT | AVG  | PF  | DQ | A   | TO  | BLK | STL | PTS | AVG  |  |  |
| 3         | BURTON, Tyler     | 11-11 | 385:29 | 35.0 | 69-152  | .454 | 21-66    | .318 | 39-51   | .765  | 16       | 74  | 90  | 8.2  | 14  | 0  | 20  | 18  | 8   | 14  | 198 | 18.0 |  |  |
| 1         | NELSON, Jason     | 11-11 | 336:02 | 30.5 | 39-97   | .402 | 13-42    | .310 | 23-36   | .639  | 6        | 27  | 33  | 3.0  | 22  | 0  | 34  | 23  | 0   | 14  | 114 | 10.4 |  |  |
| 24        | BIGELOW, Isaiah   | 11-4  | 258:36 | 23.5 | 36-98   | .367 | 17-55    | .309 | 19-23   | .826  | 11       | 51  | 62  | 5.6  | 24  | 0  | 4   | 15  | 4   | 12  | 108 | 9.8  |  |  |
| 32        | QUINN, Neal       | 11-11 | 231:17 | 21.0 | 37-57   | .649 | 1-2      | .500 | 13-22   | .591  | 15       | 35  | 50  | 4.5  | 20  | 0  | 28  | 19  | 8   | 4   | 88  | 8.0  |  |  |
| 11        | ROCHE, Jason      | 11-1  | 239:44 | 21.8 | 27-61   | .443 | 24-52    | .462 | 5-6     | .833  | 8        | 16  | 24  | 2.2  | 13  | 0  | 2   | 3   | 2   | 1   | 83  | 7.5  |  |  |
| 15        | GRACE, Matt       | 7-6   | 176:33 | 25.2 | 13-32   | .406 | 3-16     | .188 | 5-6     | .833  | 0        | 29  | 29  | 4.1  | 10  | 0  | 21  | 13  | 10  | 1   | 34  | 4.9  |  |  |
| 22        | GUSTAVSON, Andre  | 11-11 | 287:56 | 26.2 | 19-46   | .413 | 8-20     | .400 | 4-8     | .500  | 5        | 23  | 28  | 2.5  | 25  | 1  | 13  | 13  | 0   | 9   | 50  | 4.5  |  |  |
| 2         | RANDOLPH, Marcus  | 11-0  | 135:19 | 12.3 | 8-21    | .381 | 6-12     | .500 | 6-8     | .750  | 5        | 9   | 14  | 1.3  | 11  | 0  | 5   | 10  | 0   | 4   | 28  | 2.5  |  |  |
| 4         | BAILEY, Dji       | 10-0  | 125:36 | 12.6 | 10-29   | .345 | 2-8      | .250 | 3-7     | .429  | 9        | 17  | 26  | 2.6  | 13  | 0  | 13  | 15  | 1   | 4   | 25  | 2.5  |  |  |
| 35        | NOYES, Aidan      | 6-0   | 15:17  | 2.5  | 5-6     | .833 | 3-4      | .750 | 0-0     | .000  | 0        | 2   | 2   | 0.3  | 0   | 0  | 0   | 0   | 0   | 0   | 13  | 2.2  |  |  |
| 5         | CRABTREE, Connor  | 4-0   | 22:23  | 5.6  | 2-6     | .333 | 1-4      | .250 | 0-1     | .000  | 1        | 3   | 4   | 1.0  | 1   | 0  | 1   | 0   | 0   | 1   | 5   | 1.3  |  |  |
| 21        | WALZ, Mike        | 8-0   | 28:13  | 3.5  | 2-3     | .667 | 0-0      | .000 | 2-2     | 1.000 | 1        | 5   | 6   | 0.8  | 3   | 0  | 1   | 6   | 1   | 0   | 6   | 0.8  |  |  |
| 12        | DREAD, Malcolm    | 2-0   | 03:25  | 1.7  | 0-1     | .000 | 0-1      | .000 | 0-0     | .000  | 0        | 2   | 2   | 1.0  | 0   | 0  | 0   | 0   | 0   | 0   | 0   | 0.0  |  |  |
| 25        | SOUTHALL, Quentin | 1-0   | 00:44  | 0.7  | 0-1     | .000 | 0-0      | .000 | 0-0     | .000  | 0        | 0   | 0   | 0.0  | 0   | 0  | 0   | 0   | 0   | 0   | 0   | 0.0  |  |  |
| 10        | WEAVER, Liam      | 1-0   | 00:44  | 0.7  | 0-0     | .000 | 0-0      | .000 | 0-0     | .000  | 0        | 0   | 0   | 0.0  | 1   | 0  | 0   | 0   | 0   | 0   | 0   | 0.0  |  |  |
| 34        | ARIZIN, Gabe      | 2-0   | 02:42  | 1.4  | 0-0     | .000 | 0-0      | .000 | 0-0     | .000  | 0        | 1   | 1   | 0.5  | 0   | 0  | 0   | 0   | 0   | 0   | 0   | 0.0  |  |  |
| Team      |                   |       |        |      |         |      |          |      |         |       | 8        | 13  | 21  |      |     |    |     | 10  |     |     |     |      |  |  |
| Total     |                   | 11    | 2250   |      | 267-610 | .438 | 99-282   | .351 | 119-170 | .700  | 85       | 307 | 392 | 35.6 | 157 | 1  | 142 | 145 | 34  | 64  | 752 | 68.4 |  |  |
| Opponents |                   | 11    | 2250   |      | 259-654 | .396 | 81-269   | .301 | 108-153 | .706  | 107      | 275 | 382 | 34.7 | 183 | 1  | 129 | 123 | 38  | 81  | 707 | 64.3 |  |  |

## Team Statistics

|                        | UR             | OPP            |
|------------------------|----------------|----------------|
| <b>Scoring</b>         | <b>752</b>     | <b>707</b>     |
| Points per game        | 68.4           | 64.3           |
| Scoring margin         | +4.1           | -              |
| <b>Field goals-att</b> | <b>267-610</b> | <b>259-654</b> |
| Field goal pct         | .438           | .396           |
| <b>3 point fg-att</b>  | <b>99-282</b>  | <b>81-269</b>  |
| 3-point FG pct         | .351           | .301           |
| 3-pt FG made per game  | 9.0            | 7.4            |
| <b>Free throws-att</b> | <b>119-170</b> | <b>108-153</b> |
| Free throw pct         | .700           | .706           |
| F-Throws made per game | 10.8           | 9.8            |
| <b>Rebounds</b>        | <b>392</b>     | <b>382</b>     |
| Rebounds per game      | 35.6           | 34.7           |
| Rebounding margin      | +0.9           | -              |
| <b>Assists</b>         | <b>142</b>     | <b>129</b>     |
| Assists per game       | 12.9           | 11.7           |
| <b>Turnovers</b>       | <b>145</b>     | <b>123</b>     |
| Turnovers per game     | 13.2           | 11.2           |
| Turnover margin        | -2.0           | -              |
| Assist/turnover ratio  | 1.0            | 1.0            |
| <b>Steals</b>          | <b>64</b>      | <b>81</b>      |
| Steals per game        | 5.8            | 7.4            |
| <b>Blocks</b>          | <b>34</b>      | <b>38</b>      |
| Blocks per game        | 3.1            | 3.5            |
| <b>Winning streak</b>  | <b>0</b>       | <b>-</b>       |
| Home win streak        | 2              | -              |
| <b>Attendance</b>      | <b>30210</b>   | <b>11860</b>   |
| Home games-Avg/Game    | 5-6042         | 3-3953         |
| Neutral site-Avg/Game  | -              | 3-1372         |

## Team Results

| Date       | Opponent              |     | Score | Att. |
|------------|-----------------------|-----|-------|------|
| 11/07/2022 | VMI                   | W   | 69-48 | 6049 |
| 11/11/2022 | UNI                   | W   | 68-55 | 6814 |
| 11/14/2022 | at Col. of Charleston | Lot | 90-92 | 4515 |
| 11/17/2022 | Wichita St.           | L   | 53-56 | 5896 |
| 11/21/2022 | vs Syracuse           | Lot | 71-74 | 0    |
| 11/22/2022 | vs Temple             | W   | 61-49 | 0    |
| 11/30/2022 | at Toledo             | L   | 67-90 | 4166 |
| 12/03/2022 | at William & Mary     | L   | 57-58 | 3179 |
| 12/10/2022 | Drake                 | W   | 82-52 | 6447 |
| 12/13/2022 | Fairleigh Dickinson   | W   | 77-48 | 5004 |
| 12/17/2022 | vs Clemson            | L   | 57-85 | 4117 |





# SPEED CHART



**#1 JASON NELSON**  
G | R-FR | 5'10" | 175 | RICHMOND, VA

| PTS  | REB | AST | STL | MIN  |
|------|-----|-----|-----|------|
| 10.4 | 3.0 | 3.1 | 1.3 | 30.5 |

- Only player in A-10 to win multiple A-10 ROTW awards this season
- Named A-10 Rookie of the Week on 12/12 (game-high 19 pts vs Drake)
- Named A-10 Rookie of the Week on 11/14 (17 PPG in wins vs VMI, UNI)
- Season-high 7 Ast vs Wichita St (more than half of UR's 13 Ast)
- Redshirted last yr after 4-time All-A10 PG Jacob Gilyard returned for 5th yr

| CAREER HIGHS |     | LAST GAME |     |
|--------------|-----|-----------|-----|
| PTS          | REB | PTS       | REB |
| 21           | 4   | 0         | 2   |
| AST          | STL | AST       | STL |
| 7            | 2   | 2         | 1   |



**#2 MARCUS RANDOLPH**  
G | SO | 6'5" | 195 | WILLINGBORO, NJ

| PTS | REB | AST | STL | MIN  |
|-----|-----|-----|-----|------|
| 2.5 | 1.3 | 0.5 | 0.4 | 12.3 |

- Scored career-high 6 points vs Clemson (totaled 5 points last season)
- Last 6 games: 16.2 mins PG; 1st 5 games: 7.7 mins PG
- Mooney: "tough enough to bang w big guys, quick enough to guard on the perimeter"
- 2-time All-State, 2-time All-Catholic League at Archbishop Wood (PA)
- Led Archbishop Wood to Catholic League title, 6A runner-up in 2021

| CAREER HIGHS |     | LAST GAME |     |
|--------------|-----|-----------|-----|
| PTS          | REB | PTS       | REB |
| 6            | 3   | 6         | 0   |
| AST          | STL | AST       | STL |
| 3            | 1   | 1         | 1   |



**#3 TYLER BURTON**  
F | SR | 6'7" | 215 | UXBRIDGE, MA

| PTS  | REB | AST | BLK | MIN  |
|------|-----|-----|-----|------|
| 18.0 | 8.2 | 1.8 | 0.7 | 35.0 |

- Only player to rank in top 5 in A10 in scoring (5th) & rebounding (3rd)
- Game-high 21 pts vs Clemson (15th career 20-point game)
- Outscored William & Mary in 2nd half (22-20) on Dec. 3
- 38 Pts at Charleston (most by Spider since 1/29/2013 - Darien Brothers)
- Preseason 1st Team All-A10 this season, 2nd Team All-A10 last season

| CAREER HIGHS |     | LAST GAME |     |
|--------------|-----|-----------|-----|
| PTS          | REB | PTS       | REB |
| 38           | 15  | 21        | 7   |
| AST          | BLK | AST       | BLK |
| 4            | 3   | 1         | 0   |



**#4 DJI BAILEY**  
G | JR | 6'5" | 180 | WILSON, NC

| PTS | REB | AST | STL | MIN  |
|-----|-----|-----|-----|------|
| 2.5 | 2.6 | 1.3 | 0.4 | 12.6 |

- Broke left hand in practice on 12/15, will miss 5-7 weeks
- Career highs at Toledo: mins (21), Ast (4), FGA (8)
- Career-high 8 Reb (2nd on team) in 17 mins vs VMI
- Played in 2 of final 21 games after injuring ankle in mid-Jan. last season
- Former Wake Forest commit switched after departure of Danny Manning

| CAREER HIGHS |     | LAST GAME |     |
|--------------|-----|-----------|-----|
| PTS          | REB | PTS       | REB |
| 10           | 8   | --        | --  |
| AST          | STL | AST       | STL |
| 4            | 2   | --        | --  |



**#5 CONNOR CRABTREE**  
G | GR | 6'6" | 200 | HILLSBOROUGH, NC

| PTS | REB | AST | STL | MIN |
|-----|-----|-----|-----|-----|
| 1.3 | 1.0 | 0.3 | 0.3 | 5.6 |

- Made 3-pointer from left wing late in game vs Drake
- Fractured left pinkie in Oct., made season debut at end of game at Toledo
- 13 mins vs Iowa in 2022 NCAA Tournament (most since Dec. 2021)
- 2-2 from FT line vs Davidson in 2022 A-10 Championship
- 7.1 PPG as freshman for Tulane in 2018-19 (started 15 of final 16 gms)

| CAREER HIGHS |     | LAST GAME |     |
|--------------|-----|-----------|-----|
| PTS          | REB | PTS       | REB |
| 23           | 6   | 2         | 1   |
| AST          | STL | AST       | STL |
| 3            | 5   | 0         | 0   |



**#11 JASON ROCHE**  
G | SO | 6'5" | 180 | BERKELEY, CA

| PTS | REB | AST | STL | MIN  |
|-----|-----|-----|-----|------|
| 7.5 | 2.2 | 0.2 | 0.1 | 21.8 |

- 46.2 3pt FG pct leads A-10 (min. 50 3pt FG attempts)
- 24 of 27 field goals this season are 3-pointers
- 2022 Southern Conference Rookie of the Year at Citadel
- 110 3pt FGs last season (9th in D-I, 1st among freshmen)
- Last name is pronounced ROACH

| CAREER HIGHS |     | LAST GAME |     |
|--------------|-----|-----------|-----|
| PTS          | REB | PTS       | REB |
| 29           | 9   | 6         | 2   |
| AST          | STL | AST       | STL |
| 2            | 3   | 0         | 0   |



**#15 MATT GRACE**  
F | GR | 6'9" | 230 | HAMILTON, ONTARIO

| PTS | REB | AST | BLK | MIN  |
|-----|-----|-----|-----|------|
| 4.9 | 4.1 | 3.0 | 1.4 | 25.2 |

- 1st on team, 8th in A-10 with 1.4 blocks per game
- Missed 4 games with sprained right MCL at end of November
- Tied career-high with 16 points at Charleston (2nd on team)
- Made game-winning FG in '22 A10 final (And-1 w 0:19 gave UR 1-pt lead)
- Made game-winning FG in '22 A10 semis (3ptr w 1:40 left broke tie)

| CAREER HIGHS |     | LAST GAME |     |
|--------------|-----|-----------|-----|
| PTS          | REB | PTS       | REB |
| 16           | 7   | 0         | 4   |
| AST          | BLK | AST       | BLK |
| 5            | 3   | 1         | 2   |



**#22 ANDRE GUSTAVSON**  
G | GR | 6'5" | 205 | HELSINKI, FINLAND

| PTS | REB | AST | STL | MIN  |
|-----|-----|-----|-----|------|
| 4.5 | 2.5 | 1.2 | 0.8 | 26.2 |

- Limited to season-low 18 min vs Drake due to foul trouble
- 5-6 FG, 12 pts vs Temple (most since Feb. 20, 2019 vs Fordham - 13)
- 57 career starts (2nd most among active Spiders)
- Great contest on Davidson's final 3pt attempt at buzzer of '22 A-10 final
- Last name is pronounced GOOSE-tahv-sun (first syllable like the bird)

| CAREER HIGHS |     | LAST GAME |     |
|--------------|-----|-----------|-----|
| PTS          | REB | PTS       | REB |
| 13           | 9   | 2         | 1   |
| AST          | STL | AST       | STL |
| 10           | 5   | 0         | 0   |



**#24 ISAIAH BIGELOW**  
F | GR | 6'7" | 200 | GREENSBORO, NC

| PTS | REB | AST | STL | MIN  |
|-----|-----|-----|-----|------|
| 9.8 | 5.6 | 0.4 | 1.1 | 23.5 |

- Scored team-high 17 pts in 16 mins vs FDU
- 3ptr w 5:54 in regulation vs SYR gave UR its largest lead (62-57)
- Led UR w 16 Pts, 11 Reb at Wichita St (2nd career double-double)
- Made 1st Richmond start vs Wichita St on 11/17 (for injured Matt Grace)
- 2nd-leading rebounder, 5th-leading scorer at Wofford last season

| CAREER HIGHS |     | LAST GAME |     |
|--------------|-----|-----------|-----|
| PTS          | REB | PTS       | REB |
| 28           | 14  | 5         | 5   |
| AST          | STL | AST       | STL |
| 5            | 3   | 0         | 0   |



**#32 NEAL QUINN**  
C | SR | 7'0" | 250 | ALLENDALE, NJ

| PTS | REB | AST | BLK | MIN  |
|-----|-----|-----|-----|------|
| 8.0 | 4.5 | 2.5 | 0.7 | 21.0 |

- 64.9 FG pct leads A-10, is 43rd in Division I (min. 50 FG attempts)
- Last 4 games: 11.5 PPG, 76% FGs; 1st 7 games: 6.0 PPG, 56% FGs
- 17 Pts, 8-9 FG vs Drake (3rd Spider to go 8-9 or better on FGs in last 10 years)
- Transferred to UR in April (also offered by Pitt, Penn State, Va Tech, Loyola Chi)
- Second-Team All-Patriot League selection at Lafayette last season

| CAREER HIGHS |     | LAST GAME |     |
|--------------|-----|-----------|-----|
| PTS          | REB | PTS       | REB |
| 24           | 13  | 10        | 2   |
| AST          | BLK | AST       | BLK |
| 10           | 3   | 3         | 0   |

