

#ONERICHMOND

2021-22 SCHEDULE

NOVEMBER

Nov. 9 NC Central (NBCSW, ESPN+) W, 70-60
 Nov. 12 vs Utah State@ (CBSSN) L, 85-74
 Nov. 16 Georgia State (NBCSW, ESPN+) ... W, 94-78
 Nov. 20 at Drake (ESPN+) L, 73-70
 Nov. 22 Hofstra (NBCSW+, ESPN+) W, 81-68
 Nov. 25 vs Maryland* (CBSSN) L, 86-80
 Nov. 27 vs Mississippi St* (FloHoops) L, 82-71 (OT)

DECEMBER

Dec. 1 at Wofford (ESPN+) W, 73-64
 Dec. 5 at Northern Iowa (ESPN+) W, 60-52
 Dec. 11 Toledo (MASn theN, ESPN+) W, 72-69
 Dec. 17 vs NC State^ (ACC Network) W, 83-74
 Dec. 19 Old Dominion (MASN, ESPN+) W, 67-61
 Dec. 22 Bucknell (NBCSW, ESPN+) W, 81-50
 Dec. 30 Saint Joseph's (NBCSW+, ESPN+) .. L, 83-56

JANUARY

Jan. 2 at Saint Louis (CBSSN) L, 76-69
 Jan. 5 Massachusetts (NBCSW+, ESPN+) .. W, 80-72
 Jan. 11 George Mason (MASN, ESPN+) PPD
 Jan. 14 Davidson (ESPNU) L, 87-84
 Jan. 18 at Fordham (MASN, SNY, ESPN+) 8 PM
 Jan. 22 at La Salle (USA Network) 4:30 PM
 Jan. 25 at Rhode Island (CBSSN) 6:30 PM
 Jan. 29 VCU# (CBSSN) 4 PM

FEBRUARY

Feb. 1 at Duquesne (ESPN+) 7 PM
 Feb. 4 St. Bonaventure (ESPN2) 7 PM
 Feb. 9 at George Mason (CBSSN) 7 PM
 Feb. 12 La Salle (NBCSW+, ESPN+) 7 PM
 Feb. 18 at VCU# (ESPN2) 7 PM
 Feb. 22 at George Washington (NBCSW, ESPN+) 7 PM
 Feb. 25 Saint Louis (ESPN2) 7 PM

MARCH

March 1 Dayton (CBSSN) 6:30 PM
 March 4 at St. Bonaventure (ESPN2) 7 PM
 March 9-13 Atlantic 10 Championship Washington, DC

@ Veterans Classic (Annapolis, MD)

* Baha Mar Hoops Bahamas Championship (Nassau, Bahamas)

^ Basketball Hall of Fame Shootout (Charlotte, NC)

Richmond Area Honda Dealers Capital City Classic



RICHMOND SPIDERS (10-7, 1-3)

at FORDHAM RAMS (9-6, 2-1)

• Richmond has won three straight games vs Fordham and is 17-1 in its last 18 meetings with the Rams. However, UR's last three games vs Fordham have been decided by 11 total points. That includes the last meeting between the teams on Feb. 8, 2020, when UR trailed by nine in the second half before winning 59-53.

• Chris Mooney is 17-5 (.773) vs Fordham during his tenure at Richmond. His 17 wins vs the Rams are his most vs any opponent. (16 vs Duquesne and George Washington).

• Richmond is 22-8 (.733) all-time vs Fordham. That's the Spiders best record vs any current A-10 opponent.

• Jacob Gilyard and Nick Sherod both hit five three-pointers Friday vs Davidson. Sherod moved to seventh on Richmond's career threes list (221), while Gilyard moved into solo first place (275). Gilyard's 28 points were his most since January 2020 (vs Dayton) and Sherod's 20 were his most since February 2020 (vs VCU).

• Gilyard also owns the Richmond records for assists (693, fifth most in Atlantic 10 history) and steals (417, also the NCAA Division I career record). Gilyard leads D-I with 3.5 steals per game this season. He also led D-I in steals in each of the previous two seasons.

• Tyler Burton ranks first in the Atlantic 10 in scoring (17.6 PPG), seventh in rebounding (7.4 RPG), and seventh in field goal percentage (50.0) among qualifiers this season. He is one of 15 players in Division I to meet or surpass those averages in all three categories this season.

• Grant Golden enters Tuesday needing three points to become the fourth Spider to reach 2,000 career points. He will join Michael Perry, Kevin Anderson, and Johnny Newman. He will be the fourth active D-I player with 2,000 career points (Antoine Davis - Detroit, Kellan Grady - Kentucky, R.J. Cole - UConn).

• Golden also needs three rebounds to reach 900 for his career. He is on the verge of becoming the fourth D-I player over the last 25 years to amass 2,000 points, 900 rebounds, and 400 assists. He will join Ethan Kapp (Wisconsin), Keith Braxton (St. Francis [Pa.]), and John Konchar (Purdue-Fort Wayne).

• Tuesday is the first of three straight road games for the Spiders, UR's longest road trip since playing three straight on the road in December 2016 (JMU, Oral Roberts, Davidson). Richmond is 16-8 in true road games over the last three seasons. That's tied for the 10th-best road record in Division I over that span.

• The Spiders rank fourth in Division I in assist-to-turnover ratio at 1.71, and Jacob Gilyard ranks sixth in D-I with a 3.52 assist-to-turnover ratio this season.

WITH A WIN ...

• UR would win its fourth straight game vs Fordham and improve to 18-1 in its last 19 meetings vs the Rams.

• Chris Mooney would improve to 18-5 vs Fordham, his most wins vs any opponent.

• UR would be 3-2 on the road this season and 17-8 on the road over the last three seasons.

• UR would improve to 8-3 in its last 11 games following a 3-4 start.

• Chris Mooney would win his 299th game at Richmond and have a chance to win his 300th game as a Spider Saturday at La Salle.

THE MATCHUP

ALL-TIME SERIES LEADER: Richmond, 22-8

CURRENT STREAK: Richmond W3

RICHMOND AT HOME: 12-2

RICHMOND ON ROAD: 7-4

RICHMOND AT NEUTRAL SITE: 3-2

LAST GAME: 2/8/2020 (UR, 59-53)

FIRST GAME: 3/15/1985 (UR, 59-57)



CHRIS MOONEY

RICHMOND SPIDERS HEAD COACH

SEASONS at RICHMOND: 17th

W-L at RICHMOND: 298*-238

W-L in DIVISION I: 316-250

W-L vs OPPONENT: 17-5

* Most wins in Richmond history

WATCH



MASN, ESPN PLUS, SNY

PxP: Andrew Bogusch Analyst: Andrew Posadas

LISTEN



ESPN RICHMOND

PxP: Bob Black Analyst: Greg Beckwith

FOLLOW

@SpiderMBB

@SpiderMBB

Richmond Spiders Men's Basketball

RichmondSpiders.com



QUICK FACTS

University Information

Location Richmond, VA 23173
 Founded 1830
 Total Enrollment 4,002
 Nickname Spiders
 Colors Red and Blue
 Arena Robins Center
 Opened 1972 (50th season)
 Capacity 7,201
 President Kevin F. Hallock
 Athletics Director John Hardt

Team Information

Conference Atlantic 10
 2020-21 Record 14-9 (6-5)
 Letterwinners Returning/Lost 15/1
 Starters Returning/Lost 4/1
 Newcomers 5

Program History

First Season 1913-14 (109th season)
 All-Time Record Entering 2021-22 1,427-1,231
 NCAA Appearances/W-L 9/8-9
 (1984, 1986, 1988, 1990-91, 1998, 2004, 2010-11)
 NIT Appearances/W-L 10/11-10
 Conference Championships 6
 (1984, 1988, 1990-91, 1998, 2011)

Coaching Staff

Head Coach Chris Mooney, 17th season
 Alma Mater Princeton (1994)
 W-L at Richmond entering 2021-22 288-231
 Career D-I W-L/Yrs entering 2021-22 306-243/16
 Assoc Head Coach Rob Jones, 17th season
 Alma Mater Toccoa Falls (2001)
 Assistant Coach Kevin Hovde, 1st season
 Alma Mater Richmond (2011)
 Assistant Coach Maurice Joseph, 1st season
 Alma Mater Vermont (2010)
 Dir of Operations Mark McGonigal, 6th season
 Alma Mater Richmond (2009)
 Dir Program Development Will Gipe, 6th season
 Alma Mater Virginia Tech (2014)
 Video Coordinator Darius Stokes, 1st Season
 Alma Mater Iowa (2014)

Support Staff

Athletic Trainer Andy McPherson
 Strength Coach Jay DeMayo
 Director of Academics Courtney Hughes
 Athletics Web Site RichmondSpiders.com
 Athletics Dept Phone (804) 289-8363
 Athletics Dept Fax (804) 287-1919
 PR Director Jason Vida
 Cell Phone (267) 566-2130
 Office Phone (804) 289-8320
 Email jvida@richmond.edu

ROSTER & PRONUNCIATION GUIDE

No.	Name	Pos	Year	Ht	Wt	Hometown (High School/Previous School)
0	Jacob Gilyard	G	GR	5'9"	160	Kansas City, MO (The Barstow School)
1	Jason Nelson	G	FR	5'10"	175	Richmond, VA (John Marshall)
2	Souleymane Koureissi	F	SR	6'9"	215	Harlem, NY (Iona Prep)
3	Tyler Burton	F	JR	6'7"	215	Uxbridge, MA (Marianapolis Prep (CT))
4	Nathan Cayo	F	SR	6'7"	225	Montreal, Quebec (College Jean de Brebeuf)
5	Nick Sherod	G	GR	6'4"	220	Richmond, VA (St. Christopher's)
10	Sullivan Kulju	F	GR	6'6"	220	New Berlin, WI (Eisenhower)
11	Marcus Randolph	G	FR	6'5"	195	Willingboro, NJ (Archbishop Wood (PA))
12	Malcolm Dread	G	FR	6'4"	210	Detroit, MI (Gonzaga High (DC))
13	Connor Crabtree	G	R-JR	6'6"	200	Hillsborough, NC (Hargrave Military (VA)/Tulane)
15	Matt Grace	F	SR	6'9"	230	Hamilton, Ontario (TRC Academy)
21	Isaiah Wilson	G	SO	6'0"	165	Pittsburgh, PA (First Love Academy)
22	Andre Gustavson	G	SR	6'5"	205	Helsinki, Finland (Helsinki Basketball Academy)
24	Dji Bailey	G	SO	6'5"	180	Wilson, NC (Greenfield School)
25	Quentin Southall	G	SO	6'3"	180	Alexandria, VA (Georgetown Prep)
31	Jordan Gaitley	G	GR	6'4"	190	Haverford, PA (Fordham Prep (NY))
32	Liam Weaver	G	FR	6'2"	190	Kansas City, MO (Pembroke Hill)
33	Grant Golden	F	GR	6'10"	255	Winchester, VA (St. James (MD))
34	Gabe Arizin	G	JR	6'4"	190	West Chester, PA (St. Joseph's Prep)
35	Aidan Noyes	F	FR	6'7"	190	Cincinnati, OH (Archbishop Moeller)

PRONUNCIATION GUIDE

Gabe Arizin	AIR-rizz-in
Dji Bailey	Jai (rhymes with fly)
Nathan Cayo	KAY-oh
Jacob Gilyard	GILL-yerd
Andre Gustavson	GOOS-tahv-sun
Souleymane Koureissi	SAHL-uh-mon ker-ESS-ee
Sullivan Kulju	COOL-you
Aidan Noyes	noise
Nick Sherod	sure-ROD

BREAKDOWN BY CLASS

Freshmen (5): Dread, Nelson, Noyes, Randolph, Weaver
 Sophomores (3): Bailey, Southall, Wilson
 Juniors (3): Arizin, Burton, Crabtree
 Seniors (3): Grace, Gustavson, Koureissi,
 Grad Students (6): Cayo, Gaitley, Gilyard, Golden, Kulju, Sherod

BREAKDOWN BY STATE/COUNTRY

CANADA (2): Cayo, Grace
 FINLAND (1): Gustavson
 Massachusetts (1): Burton
 Michigan (1): Dread
 Missouri (2): Gilyard, Weaver
 New Jersey (1): Randolph
 New York (1): Koureissi
 North Carolina (2): Bailey, Crabtree
 Ohio (1): Noyes
 Pennsylvania (3): Arizin, Gaitley, Wilson
 Virginia (4): Golden, Nelson, Sherod, Southall
 Wisconsin (1): Kulju



THE OPPONENT

SERIES HISTORY RICHMOND LEADS, 22-8

LAST MEETING - FEBRUARY 8, 2020

RICHMOND 59, FORDHAM 53

Richmond - 59

Record: 17-6 (7-3)

NO.	Name	Min	FG	3P	FT	Rebounds	Fouls	TP	AS	TO	ST	Blocks	+/-
			M-A	M-A	M-A	OR DR TOT	PF FD					BS BA	
4	Nathan Cayo	F 25:16	3-5	0-0	1-2	1 4 5	1 3	7	1	2	1	0 0	-1
33	Grant Golden	F 26:55	1-5	0-0	2-4	1 7 8	1 4	4	3	3	0	1 0	1
0	Jacob Gilyard	G 38:06	7-11	3-7	5-8	0 2 2	3 5	22	3	1	2	0 0	7
1	Blake Francis	G 32:21	5-12	4-9	4-6	0 2 2	2 7	18	1	1	0	0 0	0
5	Nick Sherod	G 23:50	0-8	0-4	0-0	0 4 4	0 0	0	1	0	1	0 0	-2
2	Souleymane Koureissi	04:47	0-0	0-0	0-0	0 1 1	1 0	0	0	0	0	0 0	-2
22	Andre Gustavson	18:20	0-3	0-2	0-0	1 2 3	0 0	0	0	0	0	0 1	4
11	Jake Wojcik	08:10	0-1	0-0	0-0	0 1 1	0 0	0	0	0	0	0 0	7
3	Tyler Burton	14:26	2-3	0-1	4-6	1 8 9	2 4	8	0	2	1	0 0	12
15	Matt Grace	07:49	0-1	0-1	0-1	0 0 0	1 1	0	2	0	0	1 0	4
Team						0 0 0				0			
Totals			18-49	7-24	16-27	4 31 35	11 24	59	11	7	6	3 1	6

Technical Fouls::NONE

Shooting By Period			
1st FG%	7-23	30.4%	
3PT%	3-11	27.3%	
FT%	6-10	60%	
2nd FG%	11-26	42.3%	
3PT%	4-13	30.8%	
FT%	10-17	58.8%	
GM FG%	18-49	36.7%	
3PT%	7-24	29.2%	
FT%	16-27	59.3%	

Dead Ball Rebounds: 4, 0

Fordham - 53

Record: 7-15 (1-9)

NO.	Name	Min	FG	3P	FT	Rebounds	Fouls	TP	AS	TO	ST	Blocks	+/-
			M-A	M-A	M-A	OR DR TOT	PF FD					BS BA	
22	Joel Soriano	F 25:15	2-4	0-0	2-2	2 9 11	3 1	6	0	2	0	1 0	-4
2	Jalen Cobb	G 38:07	4-9	2-5	0-0	0 4 4	2 1	10	3	2	1	0 0	-2
5	Chris Austin	G 26:32	4-13	1-6	0-0	0 0 0	3 0	9	1	1	0	0 0	-11
10	Ty Perry	G 26:28	4-7	3-4	0-0	0 4 4	4 0	11	0	3	0	0 1	4
21	Josh Colon	G 22:59	0-2	0-1	0-0	0 3 3	4 3	0	2	0	1	0 0	-9
13	Antwon Portley	08:25	4-9	2-6	2-3	0 5 5	2 3	12	2	2	0	0 1	-11
3	Kyle Rose	17:29	1-4	0-2	1-3	0 4 4	4 3	3	3	1	2	0 0	5
30	Onyi Eyiisi	14:45	1-3	0-0	0-0	0 1 1	2 0	2	1	0	0	0 1	-2
Team						0 4 4				0			
Totals			20-51	8-24	5-8	2 34 36	24 11	53	12	12	4	1 3	-6

Technical Fouls::NONE

Shooting By Period			
1st FG%	11-25	44.0%	
3PT%	6-11	54.5%	
FT%	2-2	100%	
2nd FG%	9-26	34.6%	
3PT%	2-13	15.4%	
FT%	3-6	50%	
GM FG%	20-51	39.2%	
3PT%	8-24	33.3%	
FT%	5-8	62.5%	

Dead Ball Rebounds: 1, 0

	RCH	FOR	Points from	RCH	FOR	Period by Period Scoring			
Biggest lead	9 (2 nd 3:55)	9 (2 nd 19:47)	Turnovers	7	6	RCH	1st	2nd	TOT
Best Scoring Run	14 (2 nd 5:20)	7 (1 st 5:31)	Paint	18	20		23	36	59
Lead Changes	1		Second Chance	5	0		FOR	30	23
Times Tied	4		Fast Breaks	7	9				
Time with Lead	07:45	29:00	Bench	8	17				

BRONX, N.Y. -- After stalling out offensively for much of the first three-quarters of the game, Richmond dug in on defense in the game's final 10 minutes to escape from Rose Hill Gym with a 59-53 win over Fordham on Saturday. The Spiders held the Rams scoreless for nearly seven minutes as freshman Tyler Burton came off the bench to spark a 14-0 run that turned an eight-point deficit into a six-point lead for the Spiders late in the second half. Burton registered six points, five rebounds, and a steal during the game-changing stretch.

"He's going to be a special player," said coach Chris Mooney of Burton after the game. "He's getting closer every day. ... In a game like this, every play is big because of the low scoring, but those [plays by Burton] were really tremendous."

With the win, the Spiders improved to 17-6 this season, their best record through 23 games since the 2010-11 season when they advanced to the NCAA Sweet 16. Junior Jacob Gilyard scored 18 of his game-high 22 points in the second half and junior Blake Francis, back in the lineup after missing four weeks with a fractured sternum, added 18 points.

Even with Francis back in the starting lineup, the Spiders offense limped out of the game, scoring just six points over the game's first 10 minutes before Francis hit three-pointers on back-to-back possessions to pull the Spiders even with the Rams at 12.

Fordham responded with a 10-2 stretch to take a 22-14 lead with 4:37 remaining in the first half. After Richmond scored six straight to close the gap to two, Fordham posted the final five points of the half to take a 30-23 lead into the locker room. Playing for the first time since being injured during a scramble for a loose ball against Saint Louis on January 11th, Francis led all players with 12 points in the first half.

A layup after a Spiders turnover pushed Fordham's lead to nine just seconds into the second half before Richmond found its range from deep as a pair of three-pointers from Gilyard and one from Francis helped cut Richmond's deficit to one at 37-36.

The Rams quickly ran off seven straight points to build the lead back to eight before the Spiders started their decisive 14-0 surge with a Grant Golden layup with 11 minutes to play. Richmond held Fordham to 0-7 shooting from the field over the next seven minutes, taking a 50-44 lead and holding on for a 59-53 win.

Richmond has won three straight vs Fordham and is now 17-1 in its last 18 games in the series. The Spiders improved to 7-3 in the Atlantic 10, exceeding their conference win total from a year ago (6-12).

Burton finished with eight points and a team-high nine rebounds in 15 minutes, becoming the first A-10 player to post at least eight points and rebounds in 15 or fewer minutes in a game this season.



THE BIG PICTURE

EXPERIENCE IN THE EXTREME

Six Spiders who otherwise would have exhausted their eligibility elected to return to Richmond this offseason and take advantage of the additional year afforded by COVID-19. That group includes a pair of walk-ons, grad students Jordan Gaitley and Sullivan Kulju, and four 1,000-point scorers: Nathan Cayo, Jacob Gilyard, Grant Golden, and Nick Sherod.

Richmond, Butler, Delaware, and East Tennessee State are the only D-I teams known to have four or more scholarship players return to school to use their additional season of COVID-19 eligibility.

The Spiders opening game starting lineup included two players in their sixth year at Richmond (Golden, Sherod), two players in their fifth year (Cayo, Gilyard), and junior Tyler Burton. At the start of the season, Richmond's five starters were an average of 23.4 years old.

When UR played its first game of the season on November 9, the average age of Richmond's roster was 21.6 years old. That's believed to be the fifth-oldest among all D-I teams according to a survey on men's basketball SIDs.

With six players using their additional COVID-19 eligibility, Richmond's roster swelled to 20 players. That includes six graduate students, three seniors, three juniors, three sophomores, and five freshmen.

HOMEGROWN

Of the 16 players on Richmond's roster at the end of last season, 15 are back in a Spiders uniform this year. (Blake Francis, a graduate student at UR last season, is playing professionally for Raptors 905 in the NBA G League.) Richmond was one of just 12 teams in Division I to not have a player transfer during the offseason joining Arkansas St, Bellarmine, Dartmouth, Delaware, Lehigh, Missouri St, Saint Mary's (CA), San Diego St, UC Riverside, UCLA, and Yale.

Richmond Entering This Season

	Returning	Departing*
Minutes	85%	15%
Points	81%	19%
Rebounds	93%	7%
Assists	87%	13%
Steals	86%	14%
Blocks	100%	0%

* Grad student Blake Francis turned pro

SILVER-MEDAL STANDING

Richmond was second in the A-10 Preseason Media Poll when it was unveiled in late October, trailing only 2021 champ St. Bonaventure. It was the second-highest preseason ranking for the Spiders since they joined the conference in 2001 behind only last season, when UR was picked to finish first in the league.

Atlantic 10 Preseason Poll

1. St. Bonaventure (28).....	392
2. Richmond	359
3. Saint Louis	325
4. VCU	288
5. Dayton	274
6. Davidson.....	260
7. Rhode Island.....	231
8. George Mason	158
9. Massachusetts.....	147
10. Saint Joseph's.....	144
11. Duquesne	129
12. La Salle.....	105
13. George Washington.....	96
14. Fordham	32

NEW BENCH FACES

Assistant coaches Kevin Hovde and Maurice Joseph are in their first seasons on the Richmond staff. Hovde, who joined UR this summer after five seasons at the University of San Francisco, graduated from Richmond in 2011 and was a part of Chris Mooney's

first recruiting class at UR. He appeared in 99 games for the Spiders from 2006 to 2011. Joseph is a former head coach at George Washington (2016-19) who was an assistant at George Mason last season. He is in his 11th season on a college staff and his 10th in the Atlantic 10.

ALL-LEAGUE TRIO

Jacob Gilyard and Grant Golden were named to the Preseason All-Atlantic 10 First Team in October, with UR joining St. Bonaventure as two of the four teams in the last five years to have multiple Preseason First Team All-A-10 selections in a season (2019 Davidson, 2017 St. Bonaventure).

Gilyard became the first Spider to earn Preseason First Team All-A-10 honors three times (also 2019-20) and Golden became the first Spider to be selected to a Preseason All-Conference Team four times (First Team in 2018, Second Team in 2019-20).

Tyler Burton was named Preseason Second Team All-Atlantic 10, the first Preseason All-Conference honor for the reigning Most Improved Player in the A-10.

GILYARD: THE NCAA STEALS KING

Guard Jacob Gilyard led Division I in steals each of the last two seasons and has been named a Lefty Driesell Defensive All-American, the Atlantic 10 Defensive Player of the Year, and a semifinalist for the Naismith National Defensive Player of the Year Award (twice - in 2020 and 2021). But on December 5, he recorded his crowning achievement: becoming the NCAA's steals king.

With 2:12 remaining against Northern Iowa, Gilyard left his man and stripped the ball from UNI center Cole Henry on a roll to the basket for his 386th career steal, breaking a tie with Providence's John Linehan (1997-2002) for the most in NCAA Division I history. The Spiders bench erupted as Gilyard lifted one finger in the air and dribbled up court, as did a group of 15 family and friends who made the four-and-a-half-hour drive to Cedar Falls, Iowa from Gilyard's native Kansas City.

Gilyard set the career steals record in Richmond's ninth game of the season. Over the previous two seasons, UR missed out on a minimum of 10 games due to COVID-19 (two in 2019-20, eight in 2020-21).

Now an assistant at Georgia, Linehan [spoke to John O'Connor](#) of the Richmond Times-Dispatch about Gilyard this summer. "As a 5-9 guy, you've got to be a dog," Linehan said. "You have to use your advantage, which is your height. Guys didn't want to bring the ball up against me, and the same thing for [Gilyard], so just be a pest everywhere on the floor. I love to watch him."

Most Career Steals, Division I History

1. Jacob Gilyard, Richmond	417*
1. John Linehan, Providence.....	385
3. Eric Murdock, Providence.....	376
4. Briante Weber, VCU.....	374

* Through 17 games this season

POLL POSITION

Richmond received 13 points in the Preseason Associated Press Men's Basketball Poll to rank 34th among all Division I teams. It was the third time in program history UR received votes in the Preseason AP Poll, joining 2010 (17) and 2020 (40).

Richmond was ranked as high as 19th in the AP Top 25 in 2020-21 and received votes in the poll six times during the 2019-20 season. This is the first time in program history that Richmond has been represented in the AP Poll in three straight seasons.

THE LAST TIME

TEAM

Ranked in AP Top 25: 12/7/20 | #19 (highest since 1957)
 Defeated Top 10 Team: 11/29/20 | #10 Kentucky, 76-64 (road)
 Defeated Top 10 Team, Home: 11/29/86 | #6 Georgia Tech, 67-62
 Defeated Top 10 Team, Away: 11/29/20 | #10 Kentucky, 76-64
 Defeated Top 25 Team, Home: 2/25/15 | #22 VCU, 67-63
 Defeated Top 25 Team, Away: 11/29/20 | #10 Kentucky, 76-64
 Defeated Top 25 Team, Neutral: 11/27/15 | #14 Cal, 94-90
 Scored 90+: 11/16/21 | vs Georgia St, W 94-78
 Scored 100+: 11/8/19 | vs Saint Francis, 100-98 (OT)
 Allowed Less Than 50: 2/14/21 | vs St. Mary's (MD), W 90-49
 Allowed Less Than 40: 11/12/10 | vs Southern, W 79-37
 Double-digit comeback win: 12/11/21 | vs Toledo, W 72-69 (19)
 Shot Over 60% FG: 12/1/21 | at Wofford, W 73-64 (62.2)
 Held Opp Under 35% FG: 12/19/21 | vs ODU, W 67-61 (33.8)
 Allowed Fewer 10 pts, half: 11/23/10 | vs Southern, W 81-40 (9)
 Made 15+ 3PT FG: 11/16/21 | vs Georgia St, W 94-78 (16)
 Made 0 3PT FG: 1/25/16 | vs Davidson, L 78-70 (0-15)
 Made 35+ FT: 2/6/93 | vs UNCW, W 91-69 (36)
 50+ Rebounds: 3/6/20 | at Duquesne, W 73-62 (50)
 25+ Assists: 11/22/21 | vs Hofstra, W 81-68 (26)
 15+ Blocks: 1/13/10 | vs UMass, W 70-63 (17, SR)
 15+ Steals: 11/18/12 | at Minn, L 72-57 (15)
 3 or fewer turnovers: 12/1/18 | vs Wake Forest, W 84-74 (3)

INDIVIDUAL

6+ players in double digit scoring: 3/18/15 | vs. SFBK, W, 84-74
 3 players, 20+ pts: 11/14/19 vs Vanderbilt |
 Jacob Gilyard (26), Blake Francis (24), Nathan Cayo (20)
 2 players, 25+ pts: 1/28/17 vs. Duquesne
 (T.J. Cline 34, ShawnDre Jones 30)
 Scored 50+ pts: Bob McCurdy (53) vs. Appalachian St, 2/26/75
 Scored 40-49: Bob McCurdy (46) vs. West Virginia, 2/17/75
 Scored 35-39: T.J. Cline (36) vs. Dayton, 3/1/16
 Scored 30-34: Tyler Burton (30) at Drake, 11/20/21
 Scored 25-29: Jacob Gilyard (28) vs Davidson, 1/14/22
 Made 6+ 3PT FG: Blake Francis (6) at Saint Louis, 2/26/21
 Made 15+ FT: Terry Allen (17) vs. Cal, 11/27/15
 Had 25+ Reb: George Grodzicki (25) vs. GW, 12/6/61
 Had 15+ Reb: De'Monte Buckingham (16) at Fordham, 1/3/18
 2 players w/ 10+ reb: Burton (12), Cayo (11), & Golden (10) at SLU, 1/2/22
 Had 15+ assists: Greg Beckwith (16) vs Navy, 2/25/86
 Had 10+ assists: Jacob Gilyard (10) vs UMass, 1/5/22
 Had 5+ steals: Jacob Gilyard (5) vs Bucknell, 12/22/21
 Had 5+ blocks: Grant Golden (6) vs George Mason, 2/27/19
 Multiple players with double-double: Gilyard (17 Pts 10 Ast) & Burton (12 Pts 13 Reb) vs UMass, 1/5/22
 Triple-Double: T.J. Cline (19 pts 11 reb 12 assists) vs. SLU, 3/4/17

SPIDERS W-L WHEN ...

	OVERALL	ATLANTIC 10
Scores 60 or more	10-6	1-2
Scores 70 or more	8-5	1-1
Scores 80 or more	5-2	1-1
Scores under 60	0-1	0-1
Allows under 60	2-0	--
Allows under 70	7-0	--
Allows 70 or more	3-7	1-3
Decided by 5 or less	1-2	0-1
Leading/tied, 5 min left	9-4	1-1
Trailing, 5 min left	1-3	0-2
Leading/tied, half	7-3	1-0
Trailing, half	3-4	0-3
Higher FG pct	8-0	1-0
Lower/Same FG pct	2-7	0-3
FG pct over 50	6-0	1-0
FG pct under 40	1-2	0-2
Outrebounded opponent	5-1	1-1
Outrebounded by opponent	5-6	0-2
Fewer/same turnovers	6-6	1-2
More turnovers	4-1	0-1
Fewer/same assists	0-4	0-2
More assists	10-3	1-1
Day (before 5p)	3-3	0-1
Night (5p or later)	7-4	1-2
White jersey	9-4	1-2
Blue jersey	1-1	--
Red jersey	0-2	0-1

THE BIG PICTURE

THE SPIDERS SYSTEM

Over his 16 seasons at Richmond, Chris Mooney's offense has evolved into a system that embodies the concept of "position-less basketball." While shorter players will begin most possessions further away from the basket and taller players will begin most possessions on the wing or in the paint, they will rarely end up anywhere near where they started. On each possession, every player on the court is equally as likely to handle the ball, shoot a three, cut back door, or set up in the post. The Spiders offense places a premium on passing, cutting, and outside shooting, and Richmond's coaches focus on developing those skills in each Spider. As a result, UR often ranks among the A-10 and national leaders in field goal percentage (47th in D-I last season) and assist-to-turnover ratio (23rd in D-I last season).

FROM ZONE TO MAN

Richmond is in its third season playing primarily man-to-man defense after the Spiders switched from their long-time match-up zone prior to the start of the 2019-20 season.

The Spiders have finished inside the top 100 in KenPom's defensive efficiency rankings in each of the last two seasons (54th in 2019-20, 99th in 2020-21) following four straight seasons outside Division I's top 100 defensive teams. During that span (2015-16 through 2018-19), Richmond's average defensive efficiency rank was 212.

GOLDEN CHILD

Grant Golden will long be remembered as one of the greatest players in Richmond basketball history. The multi-talented big man does a lot of everything for the Spiders and ranks among the all-time top 10 at Richmond in points, rebounds, assists, blocks, and field goals.

Golden has a chance to set an unbreakable record in 2021-22. Golden is already one of seven players in Atlantic 10 history to earn All-Conference honors following four different seasons. Should Golden land on an All-Atlantic 10 Team in 2022, he would become the first five-time All-Conference honoree in league history.

What separates Golden from many other accomplished post players is his passing ability, which has led multiple college basketball analysts to compare Golden to reigning NBA MVP Nikola Jokic. Golden has ranked in the top 15 in assists per game in the Atlantic 10 in each of the previous three seasons. During that span, his 290 total assists were 121 more than any other forward or center in the Atlantic 10.

SHEROD'S RETURN

Shortly after tearing ligaments in his right knee last October, his second season-ending knee injury at Richmond, Nick Sherod was convinced that he was done with basketball. He posted on Instagram that "this part of the road for me is likely over" and "I won't be wearing this jersey (as a player) anymore." But after the NCAA decided to grant student-athletes an additional year of eligibility due to the COVID-19 pandemic, he began to reconsider. On April 6, Sherod announced that he would return for the 2021-22 season and set about rehabbing his knee as well as his physique. Sherod is now playing at between 215 and 220 pounds, the lightest he's been at Richmond and nearly 40 pounds slimmer than his weight last spring.

BAHAMAS BUMMER

Richmond competed in the Baha Mar Bahamas Championship in Nassau, Bahamas over Thanksgiving Week. The Spiders lost a pair of close, winnable games, falling to Maryland on November 25 and Mississippi State on November 27.

Against the Terps, Richmond led for more than 34 minutes, including with under three minutes to play. The Spiders largest lead was 12 and UR led by eight

with under seven minutes remaining.

Two days later against Mississippi State, Richmond scored the final eight points of regulation to force overtime before the Bulldogs pulled away for the 82-71 win.

Tyler Burton totaled 34 points, 12 rebounds, three blocks, and three steals over the two games and was named to the Bahamas Championship All-Tournament Team.

50 SEASONS AT THE ROBINS CENTER

Richmond Athletics is commemorating 50 seasons of basketball at the Robins Center at all men's and women's home games this season. The centerpiece of the celebration will be a series of videos featuring interviews with some of the biggest names in the Robins Center's storied history. More than 25 opposing head coaches, longtime season-ticket holders, and former Spiders players, coaches, and administrators shared their favorite Robins Center moments, memories, and more with Richmond Athletics. Their recollections will be highlighted in a series of vignettes that will premiere at all games at the Robins Center this season.

Special merchandise featuring the official Robins Center 50th season logo will be available for purchase. Richmond Athletics will also celebrate the 50th season at the Robins Center with themed giveaways at selected home games.

The Spiders have posted a winning home record in 40 of their 49 full seasons at the Robins Center, including two straight and 12 of the last 14.

VOICE OF THE SPIDERS

For the 39th straight season, Bob Black is handling play-by-play duties for Spider men's basketball broadcasts. Black also hosts an afternoon show on ESPN Richmond, the Spiders radio rights-holder.

For home games, Black is teamed with analyst Greg Beckwith, a member of the Richmond Athletics Hall of Fame who is second on UR's career assists and steals lists (behind Jacob Gilyard).

In addition to doing the ESPN Richmond radio broadcast for all Robins Center games on national TV, Black and Beckwith anchor the SpiderTV broadcast for all of Richmond's home games on regional TV. Those broadcasts are produced and directed by Richmond Athletics Video Specialist Blake Ellett.

NEW THREADS

The Spiders have new home (white), road (blue), and alternate (red) uniforms this season as part of the University of Richmond's new five-year deal with adidas to become the official athletic footwear, apparel and accessory brand for the University of Richmond. The agreement runs through June 2026.

IN A CLASS OF HIS OWN

Michael Walz, a 6'11" center from Conestoga High in Berwyn, Pa., signed a National Letter of Intent with Richmond on November 10. Walz chose UR from a group of nine Division I offers, including Saint Joseph's in the Atlantic 10 and Penn State in the Big Ten. Walz averaged 9.5 points and 10 rebounds for Conestoga in 2020-21 while earning First Team All-Central League and First Team All-Main Line accolades.

Walz is currently the only incoming freshman slated to join the Spiders next season.

BIG GAMES

20-POINT GAMES

NAME	CAREER	LAST
Grant Golden	32	22 (Bucknell, 12/22/21)
Jacob Gilyard	22	28 (Davidson, 1/14/22)
Nick Sherod	14	20 (Davidson, 1/14/22)
Tyler Burton	9	24 (Saint Louis, 1/2/22)
Nathan Cayo	8	25 (Saint Joseph's, 3/1/21)

DOUBLE-FIGURE SCORING GAMES

NAME	CAREER	LAST
Grant Golden	107	12 (Davidson, 1/14/22)
Jacob Gilyard	94	28 (Davidson, 1/14/22)
Nick Sherod	64	20 (Davidson, 1/14/22)
Nathan Cayo	57	14 (UMass, 1/5/22)
Tyler Burton	34	12 (UMass, 1/5/22)
Andre Gustavson	6	10 (Charleston, 12/14/19)
Matt Grace	3	14 (Georgia St, 11/16/21)
Souleymane Koureissi	3	10 (Toledo, 3/17/21)
Isaiah Wilson	2	10 (Georgia St, 11/16/21)
Dji Bailey	1	10 (Mississippi St, 11/27/21)

DOUBLE-FIGURE REBOUNDING GAMES

NAME	CAREER	LAST
Grant Golden	20	10 (Saint Louis, 1/2/22)
Tyler Burton	10	13 (UMass, 1/5/22)
Nathan Cayo	4	11 (Saint Louis, 1/2/22)
Nick Sherod	3	11 (Duquesne, 3/6/20)

DOUBLE-FIGURE ASSIST GAMES

NAME	CAREER	LAST
Jacob Gilyard	7	10 (UMass, 1/5/22)
Andre Gustavson	1	10 (Georgetown, 11/28/18)

DOUBLE-DOUBLES

NAME	CAREER	LAST
Grant Golden	18	14 Pts 10 Reb (1/2/22)
Tyler Burton	9	12 Pts 13 Reb (1/5/22)
Jacob Gilyard	5	17 Pts 10 Ast (1/5/22)
Nathan Cayo	3	12 Pts 10 Reb (1/2/21)
Nick Sherod	3	13 Pts 11 Reb (3/6/20)

SPIDERS IN OVERTIME

All-Time Record: 79-53
 2021-22 OT Record: 0-1
 Last OT Game: L vs Mississippi St, 82-71, 11/27/21
 Last OT Win: W vs Vanderbilt, 93-92, 11/14/19
 Last OT Loss: L vs Mississippi St, 82-71, 11/27/21
 Double OT Record: 10-10
 Last 2OT Game: W at GW, 98-90, 1/28/16
 Triple OT Record: 8-1
 Last 3OT Game: L, vs. Saint Louis, 85-72, 2/8/09
 Home OT Record: 46-18
 Last Home OT Game: W vs Vanderbilt, 93-92, 11/14/19
 Road OT Record: 22-30
 Last Road OT Game: W at Duquesne, 77-73, 1/24/18
 Neutral OT Record: 8-4
 Last Neutral OT Game: L vs Mississippi St, 82-71, 11/27/21

SPIDERS BY THE NUMBERS

9 NCAA Tournament Appearances
 6 Conference Championships
 8 NCAA Tournament Wins/2 Sweet Sixteens
 1st 15-seed to beat a 2-seed (1991 vs Syracuse)
 Smallest school (3,291 undergraduate enrollment) to make NCAA Sweet 16 since Davidson in 2008
 23 Professional Players under Chris Mooney
 14 Wins over Top 25 since 2008

WHERE THE SPIDERS DWELL

ROBINS CENTER

Built in 1972 through the generosity of the E. Claiborne Robins family, the Robins Center is in its 50th season as one of the premier small-school college basketball arenas in the nation. Richmond Athletics will commemorate 50 seasons of the Robins Center throughout the year with interviews with Spider VIPs, special merchandise and giveaways, and a patch on the Spiders home white uniform.

The facility is much more than a basketball arena, however. The Robins Center has been home to addresses by world leaders, University commencements, WTA Tour events, track competitions, water polo matches, concerts, a 1992 Presidential Debate, and more.

Fans were prohibited from attending games in 2020-21 due to the COVID-19 pandemic. In the 2019-20 season, Richmond averaged 6,001 fans per game, a five percent increase from 2018-19 and the second-highest attendance for any Division I among schools its size (enrollment of 4,002) or smaller. The only school Richmond's size or smaller to play in front of larger crowds in 2019-20 was Siena (6,228).

Renovations to the lower level of the building in 2018 resulted in the creation of the Blandford-Everett Student-Athlete Performance Center, which provides Richmond's student-athletes with the latest strength and conditioning equipment, access to a nutrition fueling center, and a state-of-the-art sports medicine facility.



The arena underwent a \$17 million renovation in 2013 that revamped the lighting system and installed four 33' x 15' video boards in the corner sections. The renovation also reduced the arena's capacity from more than 9,000 to its current 7,201.



Capacity	7,201
Season	50th
1st Game	12/3/1972 (L vs Maryland)
All-Time Record	472-226 (7-2 this season)
2020-21 Avg Attendance	N/A (fans not allowed due to COVID-19)
2019-20 Avg Attendance	6,001
2019-20 Sellouts	4 (Dayton, GW, VCU, UMass)
Most Home Wins In A Season	16 (2014-15)

QUEALLY ATHLETICS CENTER

The Queally Athletics Center is the everyday home of Spiders basketball.

Opened in October 2020 following 18 months of construction, the \$15 million practice facility's centerpiece is the Breed Family Practice Court. The gym includes a replica of the Robins Center court plus two additional half-courts and two more retractable baskets on the sidelines of the main court, for a total of six in the facility. Steps from the court is a 20-seat theater that allows for instant review of practice film and diagramming of offensive and defensive schemes.

The Boggs Strength and Conditioning Room, used exclusively by the men's and women's basketball teams, abuts the court's endline and is separated only by a pair of see-through retractable overhead doors. A six-table Sports Medicine suite, a hydrotherapy room with two pools, and the Bugg Fueling Station all border the strength and conditioning area and form the Ball Family Training Center.

Locker rooms and lounges for the men's and women's teams are also located on the ground floor, while the second floor includes Spider Hall, the main entrance to the Queally Athletics Center. The space, which serves to engage fans and alumni in celebration of the proud tradition of Richmond Athletics, features a giant video board as well as entrances to Millhiser Gymnasium and the University's new Student Well-Being Center, which are both adjacent to the QAC.

Head coach Chris Mooney believes that the facility will have a tremendous impact on his team. "The Queally Athletic Center will transform our entire basketball program. Our student-athletes will utilize the amenities of the physical structure each and everyday as prospective Spiders see the facility and anticipate their future at Richmond," said Mooney.

The facility is named for 1986 alumni Paul and Anne-Marie Queally, longtime supporters of the University of Richmond who contributed a \$7.5 million lead gift to launch the fundraising efforts for the new center.

MILLHISER GYMNASIUM (MILL-high-zer)



As it enters its second century, one of the most historic and celebrated buildings on the University of Richmond campus has been completely renovated and now houses the Millhiser Student-Athlete Development Center and offices for both the men's basketball and women's basketball staffs.

The newest version of Millhiser Gymnasium opened in fall 2020 after being refurbished as part of the University's construction of the Queally Athletics Center and the Student Well-Being Center. A mezzanine level was installed to provide office suites for Richmond's basketball programs while the first floor, which still includes the historic gymnasium court surface, is the site of the Student-Athlete Development Center. The Center includes study and meeting spaces for Richmond's student-athletes as well as offices for Richmond Athletics' Academic Services and Leadership Development departments.

Millhiser's entry hall includes a restored classroom that overlooks the Queally Athletic Center's practice court and a recruiting room with end-zone views of Robins Stadium.

As part of Richmond's commitment to a sensitive restoration of the facility, many of Millhiser's iconic arched windows, which had been bricked in for decades, were re-opened.

Millhiser Gymnasium opened in 1921 and was Richmond's home court between 1922 and 1946.



TEAM GAME-BY-GAME

				Total		3-Pointers		Free throws		Rebounds											
Opponent	Date	Score		FG-FGA	PCT	3FG-3FGA	PCT	FT-FTA	PCT	OFF	DEF	TOT	AVG	PF	A	TO	BLK	STL	PTS	AVG	
N.C. Central	11/09/2021	70-60	W	24-58	.414	6-27	.222	16-21	.762	9	22	31	31.0	10	14	11	4	13	70	70.0	
vs Utah St.	11/12/2021	74-85	L	27-67	.403	14-33	.424	6-12	.500	11	20	31	31.0	16	19	7	3	8	74	72.0	
Georgia St.	11/16/2021	94-78	W	33-54	.611	16-29	.552	12-21	.571	4	31	35	32.3	20	24	13	2	10	94	79.3	
at Drake	11/20/2021	70-73	L	26-61	.426	7-20	.350	11-19	.579	11	23	34	32.8	19	14	10	2	9	70	77.0	
Hofstra	11/22/2021	81-68	W	33-57	.579	13-29	.448	2-5	.400	6	29	35	33.2	9	26	12	3	3	81	77.8	
vs Maryland	11/25/2021	80-86	L	30-65	.462	8-22	.364	12-20	.600	8	24	32	33.0	18	14	11	2	7	80	78.2	
vs Mississippi St.	11/27/2021	71-82	Lot	26-61	.426	8-30	.267	11-15	.733	6	14	20	31.1	17	15	9	3	10	71	77.1	
at Wofford	12/01/2021	73-64	W	28-45	.622	8-18	.444	9-13	.692	2	24	26	30.5	12	14	12	0	4	73	76.6	
at UNI	12/05/2021	60-52	W	24-60	.400	9-27	.333	3-5	.600	5	30	35	31.0	9	13	9	1	7	60	74.8	
Toledo	12/11/2021	72-69	W	22-62	.355	13-32	.406	15-23	.652	9	27	36	31.5	11	17	7	1	8	72	74.5	
vs NC State	12/17/2021	83-74	W	31-59	.525	7-19	.368	14-18	.778	6	27	33	31.6	21	19	10	3	5	83	75.3	
Old Dominion	12/19/2021	67-61	W	17-42	.405	6-24	.250	27-33	.818	5	26	31	31.6	15	12	11	4	5	67	74.6	
Bucknell	12/22/2021	81-50	W	34-64	.531	9-28	.321	4-6	.667	8	29	37	32.0	6	22	8	3	14	81	75.1	
Saint Joseph's	12/30/2021	56-83	L	20-72	.278	6-33	.182	10-12	.833	10	26	36	32.3	15	10	5	3	9	56	73.7	
at Saint Louis	01/02/2022	69-76	L	24-65	.369	6-20	.300	15-20	.750	14	32	46	33.2	16	15	11	2	7	69	73.4	
Massachusetts	01/05/2022	80-72	W	31-58	.534	8-22	.364	10-15	.667	7	26	33	33.2	10	21	13	0	11	80	73.8	
Davidson	01/14/2022	84-87	L	28-61	.459	12-32	.375	16-20	.800	8	14	22	32.5	16	11	5	2	9	84	74.4	
Total		1265		458-1011	.453	156-445	.351	193-278	.694	129	424	553	32.5	240	280	164	38	139	1265	74.4	
Opponents		1220		453-1009	.449	132-366	.361	182-258	.705	167	461	628	36.9	241	214	223	41	97	1220	71.8	

Richmond Averages

Games Played	Points/game	FG Pct	3FG Pct	FT Pct	Rebounds/game	Assists/game	Turnovers/game	Assist/Turnover ratio	Steals/game	Blocks/game
17	74.4	45.3	35.1	69.4	32.5	16.5	9.6	1.7	8.2	2.2

OPPONENT GAME-BY-GAME

Opponent	Date	Score		Total		3-Pointers		Free throws		Rebounds								PTS	AVG	
				FG-FGA	PCT	3FG-3FGA	PCT	FT-FTA	PCT	OFF	DEF	TOT	AVG	PF	A	TO	BLK			STL
N.C. Central	11/09/2021	70-60	W	23-58	.397	9-26	.346	5-5	1.000	12	26	38	38.0	17	13	21	3	7	60	60.0
vs Utah St.	11/12/2021	74-85	L	31-56	.554	8-18	.444	15-19	.789	8	33	41	39.5	10	21	11	1	3	85	72.5
Georgia St.	11/16/2021	94-78	W	29-65	.446	10-23	.435	10-20	.500	12	24	36	38.3	19	11	13	2	9	78	74.3
at Drake	11/20/2021	70-73	L	26-61	.426	10-28	.357	11-15	.733	13	27	40	38.8	17	12	15	3	4	73	74.0
Hofstra	11/22/2021	81-68	W	28-61	.459	8-22	.364	4-8	.500	6	18	24	35.8	4	13	6	4	5	68	72.8
vs Maryland	11/25/2021	80-86	L	28-57	.491	10-23	.435	20-25	.800	7	30	37	36.0	13	17	14	5	8	86	75.0
vs Mississippi St.	11/27/2021	71-82	Lot	29-55	.527	5-15	.333	19-23	.826	13	31	44	37.1	16	14	19	3	6	82	76.0
at Wofford	12/01/2021	73-64	W	26-57	.456	6-19	.316	6-9	.667	7	16	23	35.4	15	10	10	1	8	64	74.5
at UNI	12/05/2021	60-52	W	22-53	.415	3-22	.136	5-9	.556	3	31	34	35.2	10	8	12	1	4	52	72.0
Toledo	12/11/2021	72-69	W	28-59	.475	10-21	.476	3-7	.429	6	35	41	35.8	17	15	14	2	4	69	71.7
vs NC State	12/17/2021	83-74	W	23-61	.377	7-22	.318	21-34	.618	15	22	37	35.9	19	8	7	3	5	74	71.9
Old Dominion	12/19/2021	67-61	W	23-68	.338	3-20	.150	12-17	.706	20	24	44	36.6	23	8	10	1	7	61	71.0
Bucknell	12/22/2021	81-50	W	21-55	.382	6-19	.316	2-2	1.000	5	23	28	35.9	7	12	16	3	7	50	69.4
Saint Joseph's	12/30/2021	56-83	L	31-60	.517	8-22	.364	13-19	.684	7	44	51	37.0	11	12	15	3	2	83	70.4
at Saint Louis	01/02/2022	69-76	L	28-66	.424	5-19	.263	15-20	.750	11	29	40	37.2	17	12	9	4	9	76	70.7
Massachusetts	01/05/2022	80-72	W	27-61	.443	11-20	.550	7-10	.700	10	21	31	36.8	14	10	15	1	6	72	70.8
Davidson	01/14/2022	84-87	L	30-56	.536	13-27	.481	14-16	.875	12	27	39	36.9	12	18	16	1	3	87	71.8
Total		1220		453-1009	.449	132-366	.361	182-258	.705	167	461	628	36.9	241	214	223	41	97	1220	71.8
Richmond		1265		458-1011	.453	156-445	.351	193-278	.694	129	424	553	32.5	240	280	164	38	139	1265	74.4

Opponents Averages

Games Played	Points/game	FG Pct	3FG Pct	FT Pct	Rebounds/game	Assists/game	Turnovers/game	Assist/Turnover ratio	Steals/game	Blocks/game
17	71.8	44.9	36.1	70.5	36.9	12.6	13.1	1.0	5.7	2.4

UNIVERSITY OF RICHMOND FACTS

- Ranked 22nd among "Best Liberal Arts Colleges" (US News & World Report)

According to the Princeton Review:

- Ranked 1st for "Most Beautiful Campus"
- Ranked 7th for Best Athletic Facilities
- No. 4 "Best-Run" college in the country
- Ranked 9th for "Best Classroom Experience"
- Ranked 9th for "Quality of Life"

Robins Business School ranked 23rd in nation (Poets & Quants)

8:1 faculty-staff ratio; two-thirds of classes have < 20 students

University endowment valued at more than \$3.3 billion

Founded in 1830, sixth oldest school in Virginia

UNIVERSITY OF RICHMOND ALUMNI

Kenny Atkinson Former Brooklyn Nets Head Coach

Sean Casey Three-Time MLB All-Star

Joe Douglas New York Jets General Manager

Tim Finchem Former PGA TOUR Commissioner

Douglas Freeman Historian, 2-time Pulitzer Prize winner

Tim Hightower Former NFL Running Back

Melanie Healey Former Procter & Gamble President

Brian Jordan Former MLB & NFL Player

Todd McShay ESPN NFL Draft Analyst

Leland Melvin NASA Astronaut

Johnny Newman Former NBA Player (UR's all-time leading scorer)

Lil Dicky Rapper & star of FX's *Dave*



PTS-REB-AST

Opponent	Date	Score	00	2	3	4	5	10	11	13	15	21	22
			GILYARD, JA	KOUREISSI, B	BURTON, TYL	CAYO, NATHA	SHEROD, NIC	KULJU, SULL	RANDOLPH, M	CRABTREE, C	GRACE, MATT	WILSON, ISA	GUSTAVSON, D
N.C. Central	11/09/2021	70-60 W	14-6-6	3-0-0	14-6-0	8-4-2	8-4-0	DNP	DNP	2-1-2	2-3-1	0-2-2	DNP
vs Utah St.	11/12/2021	74-85 L	16-3-7	0-0-0	13-7-0	3-1-2	3-2-3	DNP	DNP	6-4-1	7-3-1	0-0-1	DNP
Georgia St.	11/16/2021	94-78 W	2-0-6	4-4-1	20-8-1	2-8-6	16-3-1	0-1-1	0-0-0	5-2-1	14-2-2	10-0-1	DNP
at Drake	11/20/2021	70-73 L	6-4-5	0-0-0	30-9-1	4-4-0	9-1-0	DNP	DNP	0-1-0	2-0-2	2-6-1	DNP
Hofstra	11/22/2021	81-68 W	17-4-6	0-0-0	22-7-3	18-5-5	5-1-0	DNP	3-0-0	3-3-3	0-2-1	0-1-1	DNP
vs Maryland	11/25/2021	80-86 L	14-3-4	DNP	11-5-0	8-8-1	14-2-0	DNP	DNP	2-0-0	4-2-2	9-2-2	DNP
vs Mississippi St.	11/27/2021	71-82 Lot	17-4-6	0-0-0	23-7-1	5-4-2	0-0-0	DNP	DNP	0-0-0	0-0-1	3-1-0	DNP
at Wofford	12/01/2021	73-64 W	13-7-4	4-0-0	8-2-0	9-4-3	0-2-1	DNP	DNP	8-3-0	3-1-1	5-3-1	DNP
at UNI	12/05/2021	60-52 W	8-3-4	0-0-0	26-6-2	7-6-3	2-8-0	DNP	DNP	0-0-0	2-1-0	7-1-0	DNP
Toledo	12/11/2021	72-69 W	13-3-7	0-0-0	17-9-0	6-2-0	14-5-0	DNP	DNP	8-5-3	4-0-2	3-4-2	0-0-0
vs NC State	12/17/2021	83-74 W	13-6-10	DNP	16-8-1	14-4-4	3-2-0	DNP	DNP	0-0-0	5-2-1	9-2-1	2-0-0
Old Dominion	12/19/2021	67-61 W	0-1-8	DNP	29-10-0	11-6-1	3-2-0	DNP	DNP	0-0-0	2-2-0	5-1-0	0-0-0
Bucknell	12/22/2021	81-50 W	2-5-11	2-1-2	15-7-2	9-1-0	15-0-0	0-0-0	2-0-0	5-4-2	4-2-0	0-2-1	2-2-1
Saint Joseph's	12/30/2021	56-83 L	4-4-6	DNP	11-6-0	4-2-1	8-2-0	DNP	DNP	0-3-0	5-3-0	5-1-0	2-2-0
at Saint Louis	01/02/2022	69-76 L	12-4-4	DNP	24-12-1	6-11-4	0-1-0	DNP	DNP	2-1-0	6-1-1	5-2-2	0-1-0
Massachusetts	01/05/2022	80-72 W	17-3-10	DNP	12-13-2	14-2-1	12-2-0	DNP	DNP	5-0-1	3-2-1	4-2-2	6-2-1
Davidson	01/14/2022	84-87 L	28-4-5	DNP	9-3-0	8-4-0	20-2-0	DNP	DNP	2-0-0	0-0-0	0-0-1	5-1-1

Opponent	Date	Score	24	25	31	33	34
			BAILEY, DJI	SOUTHALL, Q	GAITLEY, JO	GOLDEN, GRA	ARIZIN, GAB
N.C. Central	11/09/2021	70-60 W	0-0-0	DNP	DNP	19-5-1	DNP
vs Utah St.	11/12/2021	74-85 L	2-2-1	DNP	DNP	24-8-3	DNP
Georgia St.	11/16/2021	94-78 W	6-0-0	DNP	0-1-0	15-5-4	DNP
at Drake	11/20/2021	70-73 L	DNP	DNP	DNP	17-6-5	DNP
Hofstra	11/22/2021	81-68 W	0-2-2	DNP	DNP	13-7-5	DNP
vs Maryland	11/25/2021	80-86 L	0-0-0	DNP	DNP	18-6-5	DNP
vs Mississippi St.	11/27/2021	71-82 Lot	10-0-0	DNP	DNP	13-3-5	DNP
at Wofford	12/01/2021	73-64 W	2-1-0	DNP	DNP	21-3-4	DNP
at UNI	12/05/2021	60-52 W	0-1-0	DNP	DNP	8-7-4	DNP
Toledo	12/11/2021	72-69 W	DNP	DNP	DNP	7-7-3	DNP
vs NC State	12/17/2021	83-74 W	2-0-0	DNP	DNP	19-7-2	DNP
Old Dominion	12/19/2021	67-61 W	2-3-1	DNP	DNP	15-4-2	DNP
Bucknell	12/22/2021	81-50 W	3-0-0	0-0-0	0-0-0	22-10-3	0-1-0
Saint Joseph's	12/30/2021	56-83 L	3-1-0	DNP	DNP	14-7-3	DNP
at Saint Louis	01/02/2022	69-76 L	0-1-0	DNP	DNP	14-10-3	DNP
Massachusetts	01/05/2022	80-72 W	0-0-0	DNP	DNP	7-5-3	DNP
Davidson	01/14/2022	84-87 L	DNP	DNP	DNP	12-5-4	DNP

SPECIALTY STATS

DATE	OPPONENT	PTS/TO	PAINT	2ND CHANCE	FAST BREAK	BENCH	TIES	LEAD CHANGES	LEADING	TRAILING	LEAD LOST/DEFICIT OVERCOME
11/9	NC Central	22	32	13	15	7	2	2	16:47	22:20	Trailed by 14 (1st - 5:05)
11/12	Utah St	17	22	11	3	15	6	9	20:07	15:41	Led by 7 (1st - 14:01)
11/16	Georgia St	14	32	5	7	45	0	0	37:42	0:00	--
11/20	Drake	18	32	11	4	11	5	7	30:24	6:12	Led by 8 (2nd - 5:58)
11/22	Hofstra	12	38	7	2	11	1	1	16:33	22:24	Trailed by 14 (1st - 6:14)
11/25	Maryland	12	40	6	6	20	3	11	34:06	4:34	Led by 12 (1st - 1:54)
11/27	Mississippi St	18	32	6	2	10	9	2	4:46	32:49	Led by 5 (1st - 8:50)
12/1	Wofford	14	38	0	6	17	3	1	33:01	5:32	Trailed by 6 (1st - 15:30)
12/5	Northern Iowa	14	24	4	4	4	5	5	24:06	12:45	Trailed by 5 (1st - 1:38)
12/11	Toledo	19	16	10	8	26	5	5	5:37	31:38	Trailed by 19 (2nd - 18:49)
12/17	NC State	9	46	3	2	12	0	3	24:15	14:31	Trailed by 8 (1st - 13:07)
12/19	Old Dominion	11	18	6	9	7	8	9	22:04	13:50	Trailed by 7 (1st - 17:49)
12/22	Bucknell	24	42	12	13	33	3	4	30:13	8:04	Trailed by 4 (1st - 13:11)
12/30	Saint Joseph's	7	22	6	7	18	2	6	5:23	32:58	Led by 5 (1st - 5:47)
1/2	Saint Louis	6	32	13	10	8	0	3	1:53	37:18	Led by 3 (1st - 18:01)
1/5	UMass	19	46	8	21	26	1	1	37:03	1:34	Trailed by 3 (1st - 17:58)
1/14	Davidson	21	24	9	11	27	9	4	11:44	24:46	Led by 6 (2nd - 13:51)



FAMILY BUSINESS

Several Spiders have family members who participated in college athletics.

Grad student Nick Sherod is the son of E.J. Sherod who played basketball at ODU. Nick's grandfather, Edmund, was a Hall-of-Famer at VCU before playing for the New York Knicks.

Jacob Gilyard's father Rodney is a member of Ottawa University's Athletics Hall of Fame and graduated as the school's all-time leader in assists and steals in 1992.

Sophomore Tyler Burton's father Quinton played at Providence and helped the Friars to a pair of NCAA Tournament appearances in 1989 and 1990. He scored 11.1 PPG as a senior. When he was being recruited, his final two schools were Providence and Richmond.

Grant Golden's father played at Fairfield University and he had two grandfathers that played collegiate football. Grant's brother Bryce is a sophomore on Butler's team this season.

Grad student Jordan Gaitley is the son of Stephanie Gaitley, currently the head coach of the women's basketball team at Fordham University and the head coach of Richmond's women's team from 1985-91, when she amassed a 116-63 record over six seasons at the Robins Center. Gaitley also has two older brothers who played collegiately. His oldest brother Dutch is currently an assistant coach for the Charlotte Hornets.

Junior Gabe Arizin is the grandson of Basketball Hall-of-Famer Paul Arizin, a 10-time NBA All-Star who twice led the league in scoring. He attended Villanova and led the nation in scoring as a senior in 1950. His No. 11 jersey has been retired by the school. He was inducted into the College Basketball Hall of Fame in 2006. Gabe's father Mike played at William & Mary and La Salle. He earned All Southern-Conference honors following his freshman and sophomore seasons at W&M.

Freshman Jason Nelson's father Jason Nelson Sr. played basketball at Virginia Union University and was a member of the school's 2005 team that won the NCAA Division II National Championship. Freshman Malcolm Dread's brother Myles plays basketball at Penn State, and his father Aaron played basketball at Millersville University in Pennsylvania.

Sophomore Quentin Southall is the son of Cornelius Southall, who played defensive back for Notre Dame and led the Irish to a national championship in 1988.

Freshman Liam Weaver's father Tim ran track at Tulsa.



PAUL ARIZIN

SPIDER BITES

We made this year's Richmond roster pull up a chair and tuck in to some of the most-charged culinary debates of our time. A full two-thirds of Spiders (67%) say that breakfast is their favorite meal of the day, compared to just 22% who chose dinner and 11% who voted for lunch. When it comes to the ideal sweet starch to start your day, the Spiders were split 50/50 between pancakes and waffles. Refusing to be limited in his options, Jacob Gilyard wrote in French toast.



For lunch or dinner, the Spiders are nearly twice as likely to choose a hamburger over a hot dog (13 to 7), and they're nearly unanimous (90%) in their opinion that a hot dog is not a sandwich. To go along with their entrée, the Spiders are more likely to choose salad (58%) than soup (42%), and nearly four-fifths of the Richmond roster (78%) say they prefer ranch dressing to blue cheese.

When it comes to healthier choices, a full 90% of Spiders prefer fruits to vegetables. Malcolm Dread and Quentin Southall stand alone in their support of veggies. In terms of citrus, 70% of Spiders prefer lemons to limes. There's more agreement when it comes to the question of whether pineapple belongs on pizza. 90% of the Spiders say no. Jason Nelson and Connor Crabtree say yes.



Having experienced plenty of both over the last two seasons, a slim majority (60% to 40%) of Spiders say they prefer in-person classes to virtual classes. When taking notes in their dorm or in a lecture hall, the Spiders are likely to choose a pen over a pencil by that same 60/40 split.



Personal style is important to the Spiders, especially below the ankle, as 59 percent of Spiders chose shoes over clothes as the most important fashion item. Above the neck, you'll find 50 percent of Spiders wearing their hat backwards, 45 percent wearing it forwards, and Isaiah Wilson wearing it sideways. In terms of a more permanent fashion choice, the Spiders 20-man roster has a total of 19 tattoos, but only seven Spiders have ink. The majority of tattoos on the UR roster are from Dji Bailey and Malcolm Dread, who each have five.

In a mild case of cognitive dissonance, the Spiders roster prefers weight training (60%) to cardio (40%) but would also choose speed (55%) over strength (45%) as an ideal physical trait. Canadian Matt Grace is the in "strength" camp despite the fact that he says speed skating is his best sport other than basketball. Football was the most popular choice when it came time for Spiders to pick the sport they were best at outside of basketball, with 6 votes. Soccer was close behind with 5, while 3 Spiders chose baseball. Jacob Gilyard and Tyler Burton both profess to be skilled at tennis, while Gabe Arizin and Quentin Southall say they've got game on the golf course. Jordan Gaitley prefers a more leisurely physical activity when he's not on the court. He chose cornhole as his best sport outside of basketball.



Off the court, the Spiders narrowly prefer movies to TV (53% to 47%), and more than twice as many Spiders prefer a comedy to a horror movie (13 to 6). When it comes to music, three-quarters of the Spiders (15 to 5) chose music of the 2000s over 90s music. When it comes to music in 2021, specifically September 2021, the Richmond roster is nearly unanimous in its preference for Certified Lover Boy over Donda (84% to 16%).

As for musical talents, 61% of Spiders say they are a better singer than dancer, while 39% think the dance floor is where they thrive. Perhaps the ability to dance is something learned over time while at Richmond? 4 of the 7 Spiders who say they are better dancers than singers are seniors or grad students (Grant Golden, Jordan Gaitley, Nick Sherod, and Matt Grace).

When TV, movies, or music aren't available, the Spiders might spend their time on Instagram, the preferred social media platform for 50% of the Spiders, as opposed to Twitter (35%), Snapchat (20%) or TikTok (15%). Sometimes connecting on social media isn't enough, and 60% of Spiders would prefer to go out rather than stay in. By no means should you expect any firm agenda, however, as the Richmond roster overwhelmingly prefers to "wing it" over "make plans" (68% to 32%). For the minority of Spiders who would prefer to stay in, board games are a preferred activity over puzzles by a 17 to 2 margin.



The Spiders are split nearly evenly on their favorite season, with 28% opting for summer, 28% going with winter, 22% picking spring, and 22% choosing fall. There was more agreement on beaches (18 votes) vs mountains (1 vote - Jacob Gilyard) as a preferred vacation destination. Neither a sparkling ocean nor a magnificent peak could sway Nick Sherod. He wrote in "indoors."



INDIVIDUAL GAME HIGHS

POINTS	30		Tyler Burton at Drake (11/20/2021)
	29		Tyler Burton vs Old Dominion (12/19/2021)
	28		Jacob Gilyard vs Davidson (01/14/2022)
	26		Tyler Burton at UNI (12/05/2021)
	24		Tyler Burton at Saint Louis (01/02/2022)
	24		Grant Golden vs Utah St. (N) (11/12/2021)
FIELD GOALS MADE	11		Tyler Burton at Drake (11/20/2021)
	10		Grant Golden vs Bucknell (12/22/2021)
	10		Tyler Burton at UNI (12/05/2021)
	10		Grant Golden at Wofford (12/01/2021)
	10		Grant Golden vs Utah St. (N) (11/12/2021)
FIELD GOAL ATTEMPTS	17		Grant Golden vs Saint Joseph's (12/30/2021)
	17		Tyler Burton at Drake (11/20/2021)
	17		Grant Golden vs Utah St. (N) (11/12/2021)
FIELD GOAL PERCENTAGE (min 5 made)	.857	(6-7)	Grant Golden vs Hofstra (11/22/2021)
	.833	(10-12)	Grant Golden vs Bucknell (12/22/2021)
	.833	(5-6)	Matt Grace vs Georgia St. (11/16/2021)
3 PT FG MADE	5		Nick Sherod vs Davidson (01/14/2022)
	5		Jacob Gilyard vs Davidson (01/14/2022)
	5		Nick Sherod vs Bucknell (12/22/2021)
	5		Tyler Burton at UNI (12/05/2021)
	5		Jacob Gilyard vs Hofstra (11/22/2021)
3 PT FG ATTEMPTS	11		Nick Sherod vs Bucknell (12/22/2021)
	11		Jacob Gilyard vs Mississippi St. (N) (11/27/2021)
3 PT FG PERCENTAGE (min 2 made)	1.000	(2-2)	Andre Gustavson vs Massachusetts (01/05/2022)
	1.000	(2-2)	Isaiah Wilson vs NC State (N) (12/17/2021)
FREE THROWS MADE	12		Tyler Burton at Saint Louis (01/02/2022)
	10		Tyler Burton vs Old Dominion (12/19/2021)
FREE THROW ATTEMPTS	14		Tyler Burton at Saint Louis (01/02/2022)
	12		Tyler Burton vs Old Dominion (12/19/2021)
FREE THROW PERCENTAGE (min 3 made)	1.000	(7-7)	Tyler Burton vs N.C. Central (11/09/2021)
	1.000	(6-6)	Jacob Gilyard vs Massachusetts (01/05/2022)
	1.000	(6-6)	Jacob Gilyard vs NC State (N) (12/17/2021)
	1.000	(4-4)	Grant Golden vs Davidson (01/14/2022)
	1.000	(4-4)	Tyler Burton vs Saint Joseph's (12/30/2021)
	1.000	(3-3)	Grant Golden vs NC State (N) (12/17/2021)
REBOUNDS	13		Tyler Burton vs Massachusetts (01/05/2022)
	12		Tyler Burton at Saint Louis (01/02/2022)
ASSISTS	11		Jacob Gilyard vs Bucknell (12/22/2021)
	10		Jacob Gilyard vs Massachusetts (01/05/2022)
	10		Jacob Gilyard vs NC State (N) (12/17/2021)
STEALS	7		Jacob Gilyard vs N.C. Central (11/09/2021)
	6		Jacob Gilyard vs Mississippi St. (N) (11/27/2021)
BLOCKED SHOTS	2		Grant Golden at Saint Louis (01/02/2022)
	2		Matt Grace vs Saint Joseph's (12/30/2021)
	2		Grant Golden vs Old Dominion (12/19/2021)
	2		Matt Grace vs NC State (N) (12/17/2021)
	2		Tyler Burton vs Mississippi St. (N) (11/27/2021)
	2		Nathan Cayo vs Hofstra (11/22/2021)
	2		Matt Grace vs N.C. Central (11/09/2021)
TURNOVERS	7		Jacob Gilyard at Wofford (12/01/2021)
	5		Grant Golden vs Old Dominion (12/19/2021)
FOULS	5		Nathan Cayo vs NC State (N) (12/17/2021)
	5		Isaiah Wilson vs Utah St. (N) (11/12/2021)





CHRIS MOONEY

HEAD COACH

17th SEASON

PRINCETON, 1994

Chris Mooney is the winningest coach in Richmond basketball's storied history, having compiled a 288-231 record in his first 16 seasons with the Spiders. Hired by Richmond prior to the 2005-06 season, Mooney has led the Spiders to eight postseason appearances, including two NCAA Tournaments and three NIT Quarterfinals. He is the second longest-tenured coach in the Atlantic 10, trailing only Davidson's Bob McKillop. Mooney ranks fourth in conference history in A-10 wins by a head coach, with 144 conference wins in his first 16 seasons at Richmond.

Mooney and the Spiders posted a 14-9 record in the COVID-shortened 2020-21 season and advanced to the quarterfinals of the NIT. Richmond opened the season by winning the Bluegrass Showcase in Lexington, Ky. The Spiders beat 10th-ranked Kentucky in the final game for the program's first road win ever vs a team in the top 10 of the Associated Press Poll. UR rose as high as 19th in the AP Top 25, the best ranking for the Spiders since December 1957. Richmond earned a 2-seed in the NIT and defeated MAC regular-season champion Toledo in the First Round despite playing without its two leading scorers, Blake Francis and Grant Golden, who were sidelined with injuries. Jacob Gilyard broke Richmond's career assists record while leading the nation in steals for a second straight season and being named a Lefty Driesell Defensive All-American. Tyler Burton earned the A-10's Chris Daniels Award, given to the conference's most improved player. Francis, Gilyard, and Golden landed on the league's All-Conference teams for a second straight season.

In 2019-20, Mooney led Richmond to one of the best regular seasons in program history and was on the verge of taking the Spiders to the NCAA Tournament when the postseason was canceled due to COVID-19. The Spiders went 24-7, tying the school record for regular-season wins, and posted three wins over power-conference opponents, including a victory over eventual Big Ten champion Wisconsin in the Legends Classic. Richmond went 14-4 in conference play, a program record for conference wins in a season, and finished second in the Atlantic 10, the highest regular-season finish for UR since joining the conference in 2001. Jacob Gilyard, Blake Francis, and Grant Golden earned All-Atlantic 10 honors following the season. Gilyard was also named A-10 Defensive Player of the Year and was a semifinalist for the Naismith National Defensive Player of the Year Award after leading D-I with 99 steals, a single-season school record.

In 2018-19, the Spiders became the first team in four years to place a pair of sophomores on the Atlantic 10's All-Conference teams, as Jacob Gilyard earned Second Team honors and Grant Golden was named to the Third Team. In December, the Spiders knocked off ACC-foe Wake Forest for Chris Mooney's 240th win at Richmond, moving him past Dick Tarrant as the winningest coach in school history.

In 2017-18, Mooney oversaw the development of one of the nation's youngest teams with a junior, two sophomores, and two freshmen in the starting lineup. Facing one of the 25 most difficult out-of-conference schedules in Division I, the Spiders entered A-10 play with a 2-10 record. But Richmond finished tied for fifth with a 9-9 record that included a pair of wins against crosstown rival VCU and a 2-0 mark against eventual league champion Davidson. The Spiders played before an average home crowd of 6,492 fans, the highest attendance at Richmond since the 1992-93 season.

In 2016-17, the Spiders swept the two major Atlantic 10 awards, with senior T.J. Cline winning A-10 Player of the Year and freshman De'Monte Buckingham earning Rookie of the Year honors. Cline recorded the first triple-doubles in school history en route to a season that saw him rank top 10 in points, rebounds, and assists in the single-season record book.

In 2014-15, Richmond finished the regular season on a six-game winning streak, and was one of the "Last Four Out" of the NCAA Tournament at-large field, thereby securing the No. 1 seed and home-court advantage in the NIT, where they would reach the tournament's quarterfinals.

In 2011, Richmond defeated Dayton in the A-10 championship game to earn Mooney's first conference championship, the Spiders first title since Richmond joined the Atlantic 10 in 2001. The Spiders would go on to the second Sweet 16 in program history by downing Vanderbilt and Morehead State in the NCAA Denver Subregional. Richmond finished 29-8, set a school record for wins, and finished 21st in the coaches poll.

In 2010, Richmond earned its first NCAA at-large bid since 2004, garnering a seven seed before falling in the first round of the tournament. Mooney was named the 2010 Sporting News Atlantic 10 Coach of the Year, and was a finalist for the 2010 Jim Phelan National Coach of the Year award. The Spiders finished the season ranked 24th in the final AP Top 25.

23 of Mooney's former players have gone on to play professionally in either the NBA, the G League, or overseas.

Mooney has been widely recognized for his contributions to the Richmond community. In 2010, he won Richmond's Voice of the University Award, given to a faculty or staff member for being a voice that represents the University of Richmond in a positive manner to the wider community. Later in 2010, Richmond Style Weekly tabbed him for their 40 Under 40 list, spotlighting UR's community involvement with the homeless, Special Olympics, Arthritis Foundation, Friends of Jaclyn Foundation and the ASK Foundation for Childhood Cancer Research. Mooney annually headlines the Coaches Cook-Off, competing against the current VCU men's basketball coach in a live cooking competition to raise money for Positive Vibe Cafe in Richmond, which trains and employs people with disabilities.

Mooney previously coached at Air Force for five seasons: three as an assistant, one as an associate head coach and his final season as head coach. In 2004-05, Mooney led the Falcons to an 18-12 record and votes in the national polls. His 18 victories were the most by a first-year head coach at Air Force.

Mooney began coaching at the high school level, taking a job at Lansdale Catholic High School in Lansdale, Pa., in 1994. His first college coaching experience came at Division III Beaver College, now known as Arcadia University. He spent two seasons there from 1998-2000. While at Beaver College, Mooney only coached part-time, spending much of his time as an event coordinator. He helped plan weddings and events while also serving as the team manager. Mooney is married to the former Lia Chomat, a Princeton graduate who also has a doctorate in psychology from Penn. The couple has two sons, Danny and Ryan.

COACHING HONORS

2010 Sporting News Atlantic 10 Coach of the Year
2010 Jim Phelan National Coach of the Year Finalist

POSTSEASON ACCOMPLISHMENTS

2021 NIT Quarterfinals
2017 NIT Quarterfinals
2015 NIT Quarterfinals
2013 CBI Quarterfinals
2011 NCAA Sweet 16
2011 Atlantic 10 Tournament Champions
2010 NCAA First Round
2009 CBI Semifinals
2008 CBI First Round

AS A D-I HEAD COACH

YEAR	SCHOOL	RECORD	CONF.	FINISH
2021-22	Richmond	10-7	1-3	--
2020-21	Richmond	14-9	6-5	8th
2019-20	Richmond	24-7	14-4	2nd
2018-19	Richmond	13-20	6-12	t-10th
2017-18	Richmond	12-20	9-9	t-5th
2016-17	Richmond	22-13	13-5	t-3rd
2015-16	Richmond	16-16	7-11	9th
2014-15	Richmond	21-14	12-4	4th
2013-14	Richmond	19-14	8-8	7th
2012-13	Richmond	19-15	8-8	t-8th
2011-12	Richmond	16-16	7-9	t-9th
2010-11	Richmond	29-8	13-3	3rd
2009-10	Richmond	26-9	13-3	3rd
2008-09	Richmond	20-16	9-7	t-5th
2007-08	Richmond	16-15	9-7	t-4th
2006-07	Richmond	8-22	4-12	t-12th
2005-06	Richmond	13-17	6-10	t-11th
2004-05	Air Force	18-12	9-5	3rd
Richmond (2005-pres.)		298-238 (.556)	145-122 (.543)	
Air Force (2004-05)		18-12 (.600)	9-5 (.643)	
Career Record (D-I only)		316-250 (.558)	154-127 (.548)	

Head Coach, Richmond, 2005-present
Head Coach, Air Force, 2004-05
Associate Head Coach, Air Force, 2003-04
Assistant Coach, Air Force, 2000-03
Head Coach, Arcadia University (Div III), 1997-00

AS A PLAYER

A 1994 graduate with a B.A. in English, Mooney led Princeton to the NCAA Tournament twice following a pair of conference titles. The four-year letterwinner amassed 1,071 points, which ranks 25th on Princeton's all-time scoring list entering 2019-20, and started all 107 games in his career.





#0 JACOB GILYARD
G | GR | 5'9" | 160
KANSAS CITY, MO
THE BARSTOW SCHOOL

Most Career Points, Richmond History

Name	Points	Games
6. Ed Harrison	1,843	115
7. Jacob Gilyard	1,743	134
8. David Gonzalez	1,727	131
9. John Schweitz	1,723	109

Most Career 3-Pointers, Spiders History

Name	3-Ptrs	Games
1. Jacob Gilyard	275	134
2. Kendall Anthony	270	134
3. Jonathan Baker	241	114

Most Career Steals, Division I History

Name	Steals
1. Jacob Gilyard, Richmond	417
2. John Linehan, Providence	385
3. Eric Murdock, Providence	376

Most Career Assists, Atlantic 10 History

Name	Steals
1. Howard Evans, Temple	748
2. Jameer Nelson, Saint Joseph's	713
3. Tyson Wheeler, Rhode Island	712
4. Chaz Williams, Massachusetts	702
5. Jacob Gilyard, Richmond	693

CAREER HIGHS

Statistic	Value	
Points	31	vs IUPUI 11/16/18
Rebounds	9	vs Massachusetts 02/23/21
Assists	11	vs UNI 12/09/20, vs Bucknell 12/22/21
Steals	7	4 times
Blocks	1	7 times
FG Made	12	vs IUPUI 11/16/18
FG Attempts	17	vs Oral Roberts 12/15/18, at Dayton 01/06/19, vs Dayton 01/25/20
3FG Made	8	at Dayton 01/06/19
3FG Attempts	16	at Dayton 01/06/19
FT Made	10	at Alabama 12/29/19
FT Attempts	11	vs Saint Francis (PA) 11/08/19, at Alabama 12/29/19

CAREER STATS

			Field Goals		3-Point		F-Throws		Rebounds								Scoring			
SEASON TEAM	GP-GS	MIN/AVG	FG-FGA	FG%	3FG-3FGA	3FG%	FT-FTA	FT%	OFF	DEF	TOT	AVG	PF-FO	A	TO	BLK	STL	PTS	AVG	
2017-18	UR	32-32	1166/36.4	.452	58-151	.384	56-67	.836	15	54	69	2.2	56-0	130	54	1	89	366	11.4	
2018-19	UR	31-31	1156/37.3	.472	74-204	.363	74-96	.771	20	70	90	2.9	52-0	160	75	1	88	502	16.2	
2019-20	UR	31-31	1132/36.5	.466	58-158	.367	73-91	.802	11	84	95	3.1	52-0	178	60	5	99	395	12.7	
2020-21	UR	23-23	864/37.5	.410	48-143	.336	48-57	.842	6	63	69	3.0	29-0	116	37	0	82	284	12.3	
2021-22	UR	17-17	634/37.3	.367	37-113	.327	37-45	.822	9	55	64	3.8	23-0	109	31	0	59	196	11.5	
TOTAL			134-134	4952/37.0	590-1332	.443	275-769	.358	288-356	.809	61	326	387	2.9	212-0	693	257	7	1417	13.0

GAME LOGS

Opponent	Date	GS	MIN	Total	3-Pointers	Free throws	Rebounds	PF	A	TO	BLK	STL	PTS	AVG
				FG-FGA	PCT	3FG-3FGA	PCT	FT-FTA	PCT	OFF	DEF	TOT	AVG	
N.C. Central	11/09/2021	*	40:00	5-13	.385	2-9	.222	2-2	1.000	0	6	6	6.0	2
vs Utah St.	11/12/2021	*	40:00	5-14	.357	4-8	.500	2-2	1.000	1	2	3	4.5	0
Georgia St.	11/16/2021	*	29:21	0-4	.000	0-4	.000	2-2	1.000	0	0	0	3.0	1
at Drake	11/20/2021	*	37:19	2-9	.222	1-5	.200	1-2	.500	1	3	4	3.3	2
Hofstra	11/22/2021	*	38:40	5-10	.500	5-10	.500	2-3	.667	1	3	4	3.4	0
vs Maryland	11/25/2021	*	37:49	4-9	.444	3-8	.375	3-5	.600	0	3	3	3.3	2
vs Mississippi St.	11/27/2021	*	42:13	5-14	.357	4-11	.364	3-4	.750	2	2	4	3.4	1
at Wofford	12/01/2021	*	37:35	4-8	.500	3-6	.500	2-2	1.000	1	6	7	3.9	1
at UNI	12/05/2021	*	35:00	3-9	.333	2-6	.333	0-0	.000	0	3	3	3.8	0
Toledo	12/11/2021	*	35:42	4-12	.333	4-9	.444	1-2	.500	0	3	3	3.7	3
vs NC State	12/17/2021	*	39:06	3-7	.429	1-4	.250	6-6	1.000	0	6	6	3.9	2
Old Dominion	12/19/2021	*	38:39	0-5	.000	0-5	.000	0-0	.000	0	1	1	3.7	2
Bucknell	12/22/2021	*	34:48	1-5	.200	0-4	.000	0-0	.000	0	5	5	3.8	0
Saint Joseph's	12/30/2021	*	35:52	2-10	.200	0-3	.000	0-0	.000	0	4	4	3.8	4
at Saint Louis	01/02/2022	*	38:59	5-12	.417	2-7	.286	0-0	.000	2	2	4	3.8	2
Massachusetts	01/05/2022	*	35:12	5-12	.417	1-5	.200	6-6	1.000	1	2	3	3.8	0
Davidson	01/14/2022	*	38:11	8-13	.615	5-9	.556	7-9	.778	0	4	4	3.8	1
Totals			17	634:26	.367	37-113	.327	37-45	.822	9	55	64	3.8	23
										109	31	0	59	196
														11.5

Player Averages

Games Played	Minutes/game	Points/game	FG Pct	3FG Pct	FT Pct	Rebounds/game	Assists/game	Turnovers/game	Assist/Turnover ratio	Steals/game	Blocks/game
17	37.3	11.5	36.7	32.7	82.2	3.8	6.4	1.8	3.5	3.5	0.0

GRADUATE STUDENT (2021-22)

GAME-BY-GAME

1/14 vs Davidson - Led Richmond with 28 points, his most since scoring 29 vs Dayton in January 2020 ... Broke a tie with Kendall Anthony (270) for the most three-pointers in school history with a three-pointer with 12:52 left in the 1st half ... Passed David Gonzalez and John Schweitz to move to seventh on Richmond's career scoring list ... Also had five assists, three steals, and zero turnovers ... Passed Temple's Pepe Sanchez (689) for the fifth-most assists in Atlantic 10 history ... 1/5 vs UMass - Tied Kendall Anthony's school record with his 270th career three-pointer with 13:16 to play ... Led UR with 17 points and 10 assists for his fifth career double-double ... 12/22 vs Bucknell - Tied a career high with 11 assists ... Added 5 steals to go over 400 career steals (402) ... 12/17 vs NC State - Recorded 10 assists, more than the entire NC State team (8) ... Added 13 points for his fourth career double-double ... Scored eight of Richmond's final nine points to seal the win, including six free throws ... 12/11 vs Toledo - Scored all 13 of his points after halftime as UR overcame a 19-point deficit ... During a pregame ceremony, a banner was raised to the rafters in the Robins Center commemorating his title as the all-time steals leader in Division I ... Made go-ahead three-pointer with 34 seconds remaining ... With UR up two, stripped Toledo's Ryan Rollins with 2.5 seconds remaining for his fourth steal of the game and pointed to his banner hanging above the court ... Recorded his fifth steal of the game moments later, poking the ball away from Toledo's J.T. Shumate to prevent a game-tying three-point attempt as time expired ... 12/5 at Northern Iowa - Became the solo NCAA Division I all-time steals leader when he batted the ball away from UNI's Cole Henry on a pick and roll and recovered it with 2:12 to play for the 386th steal of his career ... Had a group of 15 family and friends in stands who had made four-hour drive from Gilyard's hometown of Kansas City ... 12/1 at Wofford - Tied John Linehan for the most steals in NCAA Division I history with 385 when he intercepted a pass on the baseline with 14:37 to play in the 1st half ... 11/27 vs Mississippi St - Recorded six steals, pulling within one of D-I career record holder John Linehan (385) ... Registered a four-point play with 57 seconds remaining that was the key to UR's 8-0 run to end regulation and force overtime ... 11/25 vs Maryland - Moved into second on the D-I career steals list with 378, passing Providence's Eric Murdock (376) with his second steal of the game at the 3:30 mark of the 1st half ... Jumped from 13th to 11th on UR's career scoring list, passing Peter Woolfolk (1,604) and ShawnDre' Jones (1,608) ... 11/20 at Drake - Recorded a game-high 4 steals, giving him 375 for his career and passing VCU's Briante Weber (374) for the third-most in Division I history ... 11/12 vs Utah St - Passed Pepe Sanchez for the most steals in A-10 history and the fourth-most in Division I history with his 366th career steal with 14:08 remaining in the 1st half ... 11/9 vs NC Central - Tied Pepe Sanchez for the most steals in A-10 history and the fourth-most in Division I with 365 ... Led Richmond in minutes, rebounds, assists, and steals

- Named Preseason First Team All-Atlantic 10 at league's media day on October 27 ... First Spider to ever earn Preseason First Team All-A-10 honors three times (also in 2019-20) ... Also named Preseason All-Defense Team for a fourth straight season

- Announced he would return for a fifth season on March 28, taking advantage of the NCAA's decision to grant winter sports





#0 JACOB GILYARD (CONTINUED)

student-athletes an additional year of eligibility due to COVID-19

SENIOR (2020-21)

- Named Second Team All-Atlantic 10 and A-10 All-Defense Team and selected Second Team All-District in NABC District 4 (A-10)
- 1 of 10 semifinalists for Naismith National Defensive Player of the Year
- Named a Lefty Driesell Defensive All-American and a finalist for the Lefty Driesell Award, given to the nation's top defender
- Named Virginia State Defensive Player of the Year by Virginia Association of Sports Information Directors (VaSID)
- Led Division I in steals for a second straight season, averaging 3.57 per game (0.7 more than any other player)
- 3.57 steals per game were most by a non-classifying D-I player since 2015-16, when Omaha's Tra-Deon Hollins averaged 4.0
- 82 total steals were fifth-most in a season in program history
- Finished the season with 358 career steals, fifth most in Division I history
- Led team with 5.0 assists per game, fifth in the Atlantic 10
- Became Richmond's career assists leader, finishing the season with 584
- 3.14 assist-to-turnover ratio led A-10 and ranked 12th in Division I ... fifth-highest Ast/TO ratio in a season in program history
- Averaged 12.3 points per game, third on the team
- Led team with 84.2 free throw percentage, third in the A-10 and eighth-highest in a season in program history
- One of three Spiders to start all 23 games
- Played 37.5 minutes per game, third most in the A-10 and 11th most in Division I
- Was 1 of 20 players named to watch list for Bob Cousy Award in the preseason, given to the nation's top point guard
- Finished the season with a career free throw percentage of 80.7, fifth-highest in program history

JUNIOR (2019-20)

- Named A-10 Defensive Player of the Year, First Team All-Atlantic 10, and A-10 All-Defense Team ... First Spider to win A-10 Defensive Player of the Year since Tony Dobbins in 2004 and first Spider named First Team All-Atlantic 10 since T.J. Cline in 2017
- 1 of 10 semifinalists for Naismith National Defensive Player of the Year
- Also named Second Team All-State by VaSID and Second Team All-District in NABC District 4 (A-10)
- Led Division I with 3.2 steals per game and recorded 99 steals, breaking his own Richmond single-season record
- Became Spiders career steals leader with his 228th career steal vs Saint Louis on January 11th
- Finished 10th in D-I in assist-to-turnover ratio (2.97)
- Averaged 12.7 points per game (tied for third on team) and team-high 5.7 assists per game (third in A-10, 29th in D-I)
- 178 assists were fourth-most in a season in school history ... Ended season with 468 career assists, third most in school history
- Ended season with 190 career three-pointers, eighth most in school history
- Finished season with a career FT percentage of 79.9, eighth best in school history (minimum 200 attempts)
- 1 of two Spiders to start all 31 games ... Played team-high 36.6 minutes per game (second most in A-10 and 31st in D-I)

SOPHOMORE (2018-19)

- Selected Second Team All-Conference and named to All-Defense Team by Atlantic 10 ... First Spider to make All-Defense Team since Darrius Garrett in 2012 and second Spiders sophomore to ever make First Team or Second Team All-Atlantic 10 (Kevin Anderson - 2009)
- Named Second Team All-District 4 (Atlantic 10) by National Association of Basketball Coaches (NABC) and A-10 Player of the Year by Hoops HD
- Set UR records for assists (290), steals (177), and three-pointers (132) by a player in his first two seasons ... 868 points were fifth-most ever by Spider in his first two seasons
- Scored 17.9 points per game during conference play, best in the A-10 ... Over full season, averaged 16.2 points per game, fifth best in the conference
- Led A-10 and ranked seventh in D-I with 2.84 steals per game ... 88 steals were second most in a season in school history, trailing only his 89 in 2017-18
- Ranked fourth in A-10 in assists per game (5.2) and second in A-10 in assist-to-turnover ratio (2.13) ... 160 assists were fifth most in a season in school history
- Ranked third in A-10 in minutes per game (37.3), the most by a Spider since 2002 (Scott Ungerer - 38.4) ... Played 40 minutes in 12 games
- Made a team-high 74 three-point field goals, third most in the A-10 ... Tied school record with eight three-pointers at Dayton on January 6
- Recorded third-highest FG pct (47.2) among D-I players under six feet (among qualifiers)

FRESHMAN (2017-18)

- Set Spiders single-season record with 89 steals, breaking mark held by Tony Dobbins (85 in 2003-04) ... Recorded most steals by D-I freshman since Marcus Smart in 2012-13 ... Averaged 2.78 steals per game, sixth most in D-I
- Played team-high 36.5 minutes per game, third most among D-I freshmen and sixth most for any player in the A-10 ... 1,167 minutes played were most by freshman in Spiders history
- Set Spiders record for assists by a freshman, finishing with 130 assists to break the mark held by Ken Atkinson (115) since 1986-87 ... 130 assists were ninth-most in a season in Spiders history ... Averaged 4.1 assists per game, 18th most by D-I freshman, second most by A-10 freshman, and 10th most of any A-10 player
- 2.41 assist-to-turnover ratio ranked fifth among D-I freshmen and third most of any A-10 player (minimum three assists per game)
- Averaged 11.4 points per game, most by a Spiders true freshman since Kendall Anthony in 2011-12 (13.0) ... ranked seventh among A-10 freshmen in scoring ... 366 total points were tied for sixth most by a freshman in Spiders history
- Made 83.6 percent of his free throws (56-67), best on the team and the 10th-best single-season rate in Spiders history (minimum 50 attempts)

HIGH SCHOOL

- Advanced to state title game in three of his four seasons, winning Barstow's first state title since 1995 as a sophomore in 2015
- Missouri Class 3 All-State selection after sophomore, junior, and senior seasons ... named Missouri Class 3 Player of the Year in 2017
- Averaged 33.2 points and 7.0 assists per game as senior ... won DiRenna Award, given to the top high school basketball player in the Kansas City area
- Set Barstow single-game school scoring record with 50 points vs Washington on Dec. 5, 2016
- Played for Billy Thomas, who appeared in 53 NBA games over three seasons and was a third-team All-Big 12 selection following his senior season at Kansas in 1998

PERSONAL

- Son of Rodney and Tanya
- Father Rodney graduated from Ottawa University (Kan.) in 1992 as school's career leaders in assists and steals ... inducted into Ottawa's Athletics Hall of Fame in 2015
- Has two older siblings (Chris and Marleigh) and one younger sibling (Roman)
- Has "Roman's Army" tattooed on his wrist in support of his younger brother, who is autistic (story via The Athletic: <https://bit.ly/Gilyardfamily>)
- Born on July 14, 1998





#2 SOULEYMANE KOUREISSI
F | SR | 6'9" | 215
HARLEM, NY
IONA PREP

CAREER HIGHS

Statistic	Value	
Points	10	vs George Washington 02/09/19, vs Coppin St. 12/05/18, vs Toledo 03/17/21
Rebounds	5	vs George Washington 02/09/19
Assists	2	vs Wake Forest 12/01/18, vs Bucknell 12/22/21
Steals	3	vs St. Mary's (MD) 02/14/21
Blocks	2	vs CSUN 11/17/19, vs Boston College 11/30/19
FG Made	5	vs Toledo 03/17/21
FG Attempts	6	vs Coppin St. 12/05/18, vs St. Mary's (MD) 02/14/21, vs Toledo 03/17/21
3FG Made	2	vs Coppin St. 12/05/18
3FG Attempts	5	vs Coppin St. 12/05/18
FT Made	5	vs George Washington 02/09/19, at West Virginia 12/13/20
FT Attempts	8	vs George Washington 02/09/19, at West Virginia 12/13/20

CAREER STATS

					Field Goals		3-Point		F-Throws		Rebounds									Scoring	
SEASON	TEAM	GP-GS	MIN	AVG	FG-FGA	FG%	3FG-3FGA	3FG%	FT-FTA	FT%	OFF	DEF	TOT	AVG	PF-FO	A	TO	BLK	STL	PTS	AVG
2018-19	UR	26-0	169	6.5	20-39	.513	4-16	.250	15-26	.577	6	20	26	1.0	26-0	5	6	0	4	59	2.3
2019-20	UR	30-2	214	7.1	17-32	.531	2-6	.333	7-12	.583	16	18	34	1.1	55-1	6	18	8	9	43	1.4
2020-21	UR	23-0	227	9.9	22-43	.512	3-9	.333	13-27	.481	7	27	34	1.5	34-1	7	17	9	10	60	2.6
2021-22	UR	10-0	49	4.9	4-11	.364	0-3	.000	5-7	.714	2	3	5	0.5	7-0	3	7	0	1	13	1.3
TOTAL		89-2	659	7.4	63-125	.504	9-34	.265	40-72	.556	31	68	99	1.1	122-2	21	48	17	24	175	2.0

GAME LOGS

Opponent	Date	GS	MIN	Total		3-Pointers		Free throws		Rebounds				PF	A	TO	BLK	STL	PTS	AVG
				FG-FGA	PCT	3FG-3FGA	PCT	FT-FTA	PCT	OFF	DEF	TOT	AVG							
N.C. Central	11/09/2021		06:40	0-0	.000	0-0	.000	3-4	.750	0	0	0	0.0	0	0	4	0	0	3	3.0
vs Utah St.	11/12/2021		05:33	0-2	.000	0-1	.000	0-0	.000	0	0	0	0.0	1	0	0	0	0	0	1.5
Georgia St.	11/16/2021		10:43	1-3	.333	0-1	.000	2-3	.667	1	3	4	1.3	4	1	1	0	0	4	2.3
at Drake	11/20/2021		02:02	0-1	.000	0-0	.000	0-0	.000	0	0	0	1.0	1	0	0	0	0	0	1.8
Hofstra	11/22/2021		01:20	0-0	.000	0-0	.000	0-0	.000	0	0	0	0.8	0	0	0	0	0	0	1.4
vs Mississippi St.	11/27/2021		01:29	0-0	.000	0-0	.000	0-0	.000	0	0	0	0.7	0	0	0	0	0	0	1.2
at Wofford	12/01/2021		05:49	2-2	1.000	0-0	.000	0-0	.000	0	0	0	0.6	1	0	0	0	0	4	1.6
at UNI	12/05/2021		03:30	0-1	.000	0-1	.000	0-0	.000	0	0	0	0.5	0	0	1	0	1	0	1.4
Toledo	12/11/2021		03:45	0-0	.000	0-0	.000	0-0	.000	0	0	0	0.4	0	0	0	0	0	0	1.2
Bucknell	12/22/2021		08:37	1-2	.500	0-0	.000	0-0	.000	1	0	1	0.5	0	2	1	0	0	2	1.3
Totals			0 49:28	4-11	.364	0-3	.000	5-7	.714	2	3	5	0.5	7	3	7	0	1	13	1.3

Player Averages

Games Played	Minutes/game	Points/game	FG Pct	3FG Pct	FT Pct	Rebounds/game	Assists/game	Turnovers/game	Assist/Turnover ratio	Steals/game	Blocks/game
10	4.9	1.3	36.4	0.0	71.4	0.5	0.3	0.7	0.4	0.1	0.0

JUNIOR (2020-21)

- One of five Spiders to appear in all 23 games
- Averaged 2.6 points, 1.5 rebounds, and 0.4 blocks per game
- Led team with 1.6 blocks per 40 minutes
- Shot 51.2 percent from the field, his third straight season ... Sixth player in school history to shoot 51 percent or better from the field in each of his first three seasons

SOPHOMORE (2019-20)

- Averaged 1.4 points and 1.1 rebounds while playing 7.2 minutes per game
- Appeared in 30 games, making his first two career starts vs Boston College and at Hampton while Grant Golden recovered from an ankle injury
- Shot 53.1 percent from the field, second highest on the team among players with at least five field goal attempts

FRESHMAN (2018-19)

- Averaged 2.3 points and 1.0 rebounds in 26 games
- Shot 51.3 percent from the field, second best on the team and the best by a Spiders true freshman since 2012-13 (Terry Allen - 55.0 percent)
- Registered two double-digit scoring games, tied for eighth most on the team
- Signed with the Spiders on November 9, 2017 after choosing Richmond from a group of more than a dozen Division I offers, including Minnesota in the Big Ten and Seton Hall in the Big East ... First signee in Richmond's Class of 2018

HIGH SCHOOL

- Attended Iona Preparatory School in New Rochelle, N.Y., a member of New York's Catholic High Schools Athletics Association
- Scored a team-high 16.3 points per game while shooting 61 percent from the field as a senior ... Added 8.5 rebounds per game
- Led team to a share of league's regular-season title in 2018
- Named First Team All-Westchester/Putnam County
- Named Second Team All-CHSAA
- Rated as the No. 8 recruit in the state of New York by 247sports.com
- Born on June 27, 1999
- Name is pronounced SAHL-uh-mon ker-ESS-ee





#3 TYLER BURTON
F | JR | 6'7" | 215
UXBRIDGE, MA
MARIANAPOLIS PREP (CT)

CAREER HIGHS

Statistic	Value	
Points	30	at Drake 11/20/21
Rebounds	13	vs UNI 12/09/20, vs Massachusetts 01/05/22
Assists	3	at Saint Louis 02/26/21, vs Hofstra 11/22/21
Steals	4	vs Boston College 11/30/19
Blocks	3	vs Saint Francis (PA) 11/08/19
FG Made	11	at Drake 11/20/21
FG Attempts	17	at Drake 11/20/21
3FG Made	5	at UNI 12/05/21
3FG Attempts	9	vs Hofstra 11/22/21, at UNI 12/05/21
FT Made	12	at Saint Louis 01/02/22
FT Attempts	14	at Saint Louis 01/02/22

CAREER STATS

				Field Goals		3-Point		F-Throws		Rebounds										Scoring	
SEASON	TEAM	GP-GS	MIN	AVG	FG-FGA	FG%	3FG-3FGA	3FG%	FT-FTA	FT%	OFF	DEF	TOT	AVG	PF-FO	A	TO	BLK	STL	PTS	AVG
2019-20	UR	30-1	420	14.0	50-111	.450	10-38	.263	27-36	.750	27	90	117	3.9	56-1	9	29	14	17	137	4.6
2020-21	UR	23-23	712	30.9	97-216	.449	33-91	.363	49-61	.803	33	141	174	7.6	46-2	12	23	13	25	276	12.0
2021-22	UR	17-17	543	31.9	99-198	.500	37-87	.425	65-81	.802	28	97	125	7.4	26-0	14	22	10	19	300	17.6
TOTAL		70-41	1675	23.9	246-525	.469	80-216	.370	141-178	.792	88	328	416	5.9	128-3	35	74	37	61	713	10.2

GAME LOGS

Opponent	Date	GS	MIN	Total		3-Pointers		Free throws		Rebounds				PF	A	TO	BLK	STL	PTS	AVG	
				FG-FGA	PCT	3FG-3FGA	PCT	FT-FTA	PCT	OFF	DEF	TOT	AVG								
N.C. Central	11/09/2021	*	26:58	3-7	.429	1-3	.333	7-7	1.000	2	4	6	6.0	3	0	1	0	0	14	14.0	
vs Utah St.	11/12/2021	*	32:06	4-11	.364	4-6	.667	1-2	.500	3	4	7	6.5	0	0	0	1	0	13	13.5	
Georgia St.	11/16/2021	*	30:47	6-10	.600	4-5	.800	4-5	.800	0	8	8	7.0	1	1	2	0	3	20	15.7	
at Drake	11/20/2021	*	31:09	11-17	.647	4-6	.667	4-5	.800	3	6	9	7.5	1	1	3	1	1	30	19.3	
Hofstra	11/22/2021	*	32:20	9-16	.563	4-9	.444	0-0	.000	1	6	7	7.4	2	3	2	0	0	22	19.8	
vs Maryland	11/25/2021	*	36:56	4-11	.364	0-2	.000	3-4	.750	1	4	5	7.0	1	0	1	1	2	11	18.3	
vs Mississippi St.	11/27/2021	*	40:10	9-16	.563	0-6	.000	5-6	.833	1	6	7	7.0	1	1	2	2	1	23	19.0	
at Wofford	12/01/2021	*	21:57	3-5	.600	0-2	.000	2-3	.667	0	2	2	6.4	3	0	2	0	0	8	17.6	
at UNI	12/05/2021	*	37:12	10-16	.625	5-9	.556	1-2	.500	0	6	6	6.3	3	2	1	1	3	26	18.6	
Toledo	12/11/2021	*	29:23	4-10	.400	3-7	.429	6-8	.750	1	8	9	6.6	0	0	1	1	0	17	18.4	
vs NC State	12/17/2021	*	28:01	6-11	.545	2-4	.500	2-4	.500	1	7	8	6.7	3	1	1	0	0	16	18.2	
Old Dominion	12/19/2021	*	37:26	8-14	.571	3-7	.429	10-12	.833	3	7	10	7.0	1	0	1	1	1	29	19.1	
Bucknell	12/22/2021	*	30:03	7-11	.636	1-3	.333	0-0	.000	3	4	7	7.0	0	2	1	1	1	15	18.8	
Saint Joseph's	12/30/2021	*	30:23	3-10	.300	1-6	.167	4-4	1.000	2	4	6	6.9	1	0	1	0	1	11	18.2	
at Saint Louis	01/02/2022	*	34:36	5-13	.385	2-4	.500	12-14	.857	3	9	12	7.3	4	1	2	0	1	24	18.6	
Massachusetts	01/05/2022	*	32:43	5-11	.455	1-4	.250	1-1	1.000	2	11	13	7.6	0	2	1	0	3	12	18.2	
Davidson	01/14/2022	*	30:49	2-9	.222	2-4	.500	3-4	.750	2	1	3	7.4	2	0	0	1	2	9	17.6	
Totals			17	542:59	99-198	.500	37-87	.425	65-81	.802	28	97	125	7.4	26	14	22	10	19	300	17.6

Player Averages

Games Played	Minutes/game	Points/game	FG Pct	3FG Pct	FT Pct	Rebounds/game	Assists/game	Turnovers/game	Assist/Turnover ratio	Steals/game	Blocks/game
17	31.9	17.6	50.0	42.5	80.2	7.4	0.8	1.3	0.6	1.1	0.6

JUNIOR (2021-2022)

GAME-BY-GAME

1/5 vs UMass - Recorded 13 rebounds and 12 points for his ninth career double-double ... 1/2 at Saint Louis - Led UR with 24 points and 12 rebounds, becoming the first Spider to reach those totals in a game since Feb. 4, 2017 (T.J. Cline vs GW) ... Registered eighth career double-double ... Scored 19 points in 2nd half ... 12/20 - Named A-10 Player of the Week after averaging 22.5 points and 9.0 rebounds while shooting 56% from the field in wins vs NC State and ODU ... his second career A-10 POTW award ... 12/19 vs ODU - Led Richmond with 29 points and 10 rebounds for his seventh career double-double ... Fouled on 3-point attempt with 16 seconds remaining, made all 3 free throws to put UR up 65-51 ... 12/17 vs NC State - Scored 12 of 16 points, grabbed 7 of 8 rebounds in 2nd half ... 12/11 vs Toledo - Recorded 15 points, 7 rebounds in 2nd half as UR overcame a 19-point deficit ... 12/5 at Northern Iowa - Scored 26 points, 13 more than any other player in the game ... Added six rebounds, three steals, and a highlight-reel block of a UNI dunk attempt at the rim ... 12/1 at Wofford - Limited to 22 minutes due to foul trouble ... Driving And-1 layup in transition with 44 seconds remaining stretched UR's lead to 7 and sealed the game ... 11/27 vs Maryland - Scored a game-high 23 points and led Richmond with 7 rebounds ... Made two free throws with 9 seconds left in regulation to force overtime ... Named to Bahamas Championship All-Tournament Team following the game after totaling 34 points, 12 rebounds, 3 blocks, and 3 steals in two games ... 11/22 vs Hofstra - Scored a game-high 22 points and tied for the team lead with 7 rebounds ... First Spider to score 20 points in 3 straight games since Jacob Gilyard in 2019 (3 games from Jan. 30 to Feb. 6) ... 11/20 vs Drake - Scored a game and career-high 30 points, the most by any Spider since Grant Golden scored 33 vs Wyoming on Nov. 21, 2018 ... Scored 21 points in the 1st half ... Added a team-high 9 rebounds ... 11/16 vs Georgia St - Scored 14 of his game-high 20 points in the 1st half ... 8 rebounds tied for most on the team

- Named Preseason Second Team All-Atlantic 10 at league's media day on October 27 ... One of three Spiders on the A-10's Preseason All-Conference Teams, along with Jacob Gilyard and Grant Golden ... Richmond tied St. Bonaventure (3) for the most players on the A-10's Preseason All-Conference Teams
- Named one of 15 "players who will become stars during the 2021-22 season" by Jon Rothstein in September

SOPHOMORE (2020-21)

- Won Chris Daniels Award, given to Atlantic 10's Most Improved Player ... First Spider to ever win the Award
- Scored 12.0 points per game, fifth on the team
- Led Richmond with 7.6 rebounds per game, sixth in the the A-10 ... Ranked third in A-10 with 6.1 defensive rebounds per game
- Registered third-most rebounds per game by a Spider in the last 15 years, trailing only T.J. Cline in 2016-17 and Terry Allen in 2015-16
- One of three players in A-10 to average 12 points and 7.5 rebounds per game (Jordan Goodwin, Marcus Weathers)
- Led Richmond with 6 double-doubles, third most in the A-10 ... Most double-doubles by a Spider in a season since 2016-17 (T.J. Cline - 11)
- Ranked second on team and ninth in A-10 in free throw percentage at 80.3 (49-61)
- Led Richmond with 0.6 blocks per game
- One of three Spiders to start all 23 games ... Played 30.3 minutes per game, third on the team



#3 TYLER BURTON (CONTINUED)

- Named A-10 Player of the Week on December 14 for his performances vs Wofford, Northern Iowa, and West Virginia

FRESHMAN (2019-20)

- Ranked sixth on the team with 4.6 points per game and fourth on the team with 3.9 rebounds per game
- Appeared in 30 games, making one start (at Hampton) and averaging 14.1 minutes per game (seventh on team)
- Recorded a team-high 11.0 rebounds per 40 minutes, most by a Spiders freshman since Darrius Garrett in 2008-09
- Scored in double digits five times, all in a 10-game span from January 18 to February 22 ... Scored a career-high 14 points vs La Salle on January 22
- Finished third on the team with 14 blocks

HIGH SCHOOL

- Signed with the Spiders on November 14, 2018 ... Received offers from several other Atlantic 10 schools, including Rhode Island and St. Bonaventure
- Two-time All-State selection at Marianapolis Prep in Thompson, Ct.
- Team captain
- Named Class B Player of the Year by the New England Preparatory School Athletic Council (NEPSAC) following his junior and senior seasons
- Averaged 20 points and 11 rebounds as a junior and 18 points and 11 rebounds as a senior
- Rated as a top-10 Class of 2019 recruit in the state of Connecticut and a top-30 recruit in New England

PERSONAL

- Son of Quinton and Lynne
- Father Quinton played basketball at Providence, leading the Friars to the NCAA Tournament in 1989 and 1990 ... He averaged over 11 points per game as a senior ... He was also recruited by Richmond and took two official visits: to Richmond and to Providence
- Born on February 11, 2000





#4 NATHAN CAYO F | GR | 6'7" | 225 MONTREAL, QUEBEC COLLEGE JEAN DE BREBEUF

Highest FG Percentage, Spiders History

Name	FG Pct	Last Yr
1. Steve Kratzer	57.8	1988
2. Vince Cowan	56.3	1980
3. Bob McCurdy	55.8	1975
4. Nathan Cayo	54.8	--
5. Greg Stevenson	54.3	2001

* Minimum 400 FG attempts

Most Career Points, Richmond History

Name	Points	Games
32. Warren Mills	1,228	106
33. Eric Poole	1,221	115
34. Tom Tenwick	1,188	73
35. Nathan Cayo	1,183	135

CAREER HIGHS

Statistic	Value	
Points	25	vs Saint Joseph's 03/01/21
Rebounds	11	at Duquesne 03/06/20, at Rhode Island 01/05/20, at Saint Louis 01/02/22
Assists	6	vs Georgia St. 11/16/21
Steals	3	vs Fordham 02/20/19, vs La Salle 01/23/21
Blocks	4	vs IUPUI 11/16/18, vs La Salle 02/02/19
FG Made	11	vs Saint Joseph's 03/01/21
FG Attempts	21	vs Saint Joseph's 03/01/21
3FG Made	1	4 times
3FG Attempts	2	at Fordham 01/03/18
FT Made	10	at VCU 02/13/19
FT Attempts	19	at VCU 02/13/19

CAREER STATS

			Field Goals		3-Point		F-Throws		Rebounds									Scoring			
SEASON	TEAM	GP-GS	MIN	AVG	FG-FGA	FG%	3FG-3FGA	3FG%	FT-FTA	FT%	OFF	DEF	TOT	AVG	PF-FO	A	TO	BLK	STL	PTS	AVG
2017-18	UR	32-2	405/12.7	29-66	.439	0-10	.000	16-27	.593	20	35	55	1.7	58-0	12	17	12	11	74	2.3	
2018-19	UR	33-33	1035/31.4	167-279	.599	2-4	.500	90-156	.577	44	93	137	4.2	81-1	58	51	28	27	426	12.9	
2019-20	UR	30-30	771/25.7	100-180	.556	0-0	.000	67-84	.798	39	119	158	5.3	69-1	27	36	15	20	267	8.9	
2020-21	UR	23-23	697/30.3	104-203	.512	2-5	.400	70-97	.722	31	71	102	4.4	63-1	31	35	6	19	280	12.2	
2021-22	UR	17-17	437/25.7	59-109	.541	0-0	.000	18-37	.486	29	47	76	4.5	35-1	35	18	7	8	136	8.0	
TOTAL		135-105	3346/24.8	459-837	.548	4-19	.211	261-401	.651	163	365	528	3.9	306-4	163	157	68	85	1183	8.8	

GAME LOGS

Opponent	Date	GS	MIN	Total		3-Pointers		Free throws		Rebounds				PF	A	TO	BLK	STL	PTS	AVG	
				FG-FGA	PCT	3FG-3FGA	PCT	FT-FTA	PCT	OFF	DEF	TOT	AVG								
N.C. Central	11/09/2021	*	28:55	4-8	.500	0-0	.000	0-1	.000	1	3	4	4.0	0	2	0	1	1	8	8.0	
vs Utah St.	11/12/2021	*	20:02	1-4	.250	0-0	.000	1-4	.250	0	1	1	2.5	3	2	0	1	0	3	5.5	
Georgia St.	11/16/2021	*	19:06	1-2	.500	0-0	.000	0-0	.000	1	7	8	4.3	3	6	4	0	0	2	4.3	
at Drake	11/20/2021	*	22:58	0-5	.000	0-0	.000	4-6	.667	3	1	4	4.3	3	0	1	1	0	4	4.3	
Hofstra	11/22/2021	*	30:21	9-11	.818	0-0	.000	0-2	.000	0	5	5	4.4	1	5	3	2	0	18	7.0	
vs Maryland	11/25/2021	*	21:59	4-9	.444	0-0	.000	0-0	.000	4	4	8	5.0	4	1	2	0	0	8	7.2	
vs Mississippi St.	11/27/2021	*	33:24	2-4	.500	0-0	.000	1-2	.500	2	2	4	4.9	2	2	1	0	0	5	6.9	
at Wofford	12/01/2021	*	33:27	3-4	.750	0-0	.000	3-5	.600	0	4	4	4.8	3	3	0	0	0	9	7.1	
at UNI	12/05/2021	*	26:03	3-8	.375	0-0	.000	1-2	.500	3	3	6	4.9	3	3	1	0	1	7	7.1	
Toledo	12/11/2021	*	27:43	3-5	.600	0-0	.000	0-1	.000	1	1	2	4.6	2	0	0	0	0	6	7.0	
vs NC State	12/17/2021	*	29:20	7-12	.583	0-0	.000	0-0	.000	2	2	4	4.5	5	4	0	1	1	14	7.6	
Old Dominion	12/19/2021	*	25:45	2-2	1.000	0-0	.000	7-10	.700	1	5	6	4.7	0	1	1	0	0	11	7.9	
Bucknell	12/22/2021	*	14:57	4-7	.571	0-0	.000	1-2	.500	0	1	1	4.4	0	0	3	0	2	9	8.0	
Saint Joseph's	12/30/2021	*	20:32	2-5	.400	0-0	.000	0-0	.000	2	0	2	4.2	1	1	0	1	0	4	7.7	
at Saint Louis	01/02/2022	*	31:59	3-9	.333	0-0	.000	0-0	.000	5	6	11	4.7	1	4	0	0	1	6	7.6	
Massachusetts	01/05/2022	*	27:29	7-9	.778	0-0	.000	0-2	.000	1	1	2	4.5	2	1	2	0	1	14	8.0	
Davidson	01/14/2022	*	22:32	4-5	.800	0-0	.000	0-0	.000	3	1	4	4.5	2	0	0	0	1	8	8.0	
Totals			17	436:31	59-109	.541	0-0	.000	18-37	.486	29	47	76	4.5	35	35	18	7	8	136	8.0

Player Averages

Games Played	Minutes/game	Points/game	FG Pct	3FG Pct	FT Pct	Rebounds/game	Assists/game	Turnovers/game	Assist/Turnover ratio	Steals/game	Blocks/game
17	25.7	8.0	54.1	0.0	48.6	4.5	2.1	1.1	1.9	0.5	0.4

GRADUATE STUDENT

GAME-BY-GAME

1/14 vs Davidson - Tied game on offensive tip-in with 11 seconds remaining ... 12/19 vs ODU - Only 2 FGs of game came on And-1's in final three minutes ... First gave UR a 2-point lead and second gave UR a 3-point lead with 94 seconds remaining ... 12/17 vs NC State - Scored all 14 of his points in the 1st half ... Also collected his 500th career rebound in the 1st half ... 11/22 vs Hofstra - Scored 18 points, exceeding his total from the first four games of the season combined ... Shot 9-11 from the field ... 1/16/21 vs Georgia St - Recorded a career-high 6 Ast in 19 minutes ... 6 assists tied for most on Spiders, as did 8 rebounds

• Announced he would return for a fifth season on April 2, taking advantage of the NCAA's decision to grant winter sports student-athletes an additional year of eligibility due to COVID-19

SENIOR (2020-21)

- Averaged 12.2 points (fourth on team) and 4.4 rebounds (third on team) per game
- Field goal percentage of 51.2 ranked second on team and 11th in Atlantic 10, among qualifiers
- One of three Spiders to start all 23 games
- Became the 50th member of Richmond's 1,000-point club against Saint Joseph's on March 1
- Named MVP of Bluegrass Showcase and Atlantic 10 Co-Player of the Week for his performances vs Morehead State and Kentucky
- Finished the season with a career FG percentage of 54.9, fourth highest in school history (minimum 400 attempts)

JUNIOR (2019-20)

- Averaged 8.9 points (fifth on team) and 5.3 rebounds per game (third on team)
- Shot team-high 55.6 percent from the field, eighth best in the A-10
- Made 79.8 percent of free-throw attempts, ninth best in the A-10
- Only player in A-10 to rank in top 10 in conference in FG percentage and FT percentage
- Increased FT percentage by 22.1 percent from 2018-19 (57.7 to 79.8), tied for the sixth-biggest increase in D-I among those with at least 50 free throw attempts in each of the last two seasons
- Finished the season with a career FG percentage of 56.4, second highest in school history (minimum 400 attempts)

SOPHOMORE (2018-19)

- Averaged 12.9 points and 4.2 rebounds per game, finishing third on the team in both scoring and rebounding
- Led team with 59.9 field goal percentage, the third-highest in the A-10, 23rd highest in Division I and fourth-highest in a season in school history
- Started all 33 games, one of three Spiders to start every game





#4 NATHAN CAYO (CONTINUED)

- Registered greatest increase in scoring average of any player in A-10 (2.3 in 2017-18 to 12.9 in 2018-19)
- Increased scoring average by 10.6 points per game from his freshman year, the biggest increase by a Spiders sophomore since 1975 (Kevin Eastman)

FRESHMAN (2017-18)

- Averaged 2.3 points and 1.7 rebounds while playing 12.7 minutes per game, seventh on the team
- Appeared in all 32 games with two starts
- Became third Spider freshman to start when he made his first career start vs George Mason on February 3, making 2017-18 the first season since 2006-07 that three different freshmen started for Richmond

HIGH SCHOOL

- 1st-team all-league selection as a senior ... led team to 3rd-place finish in provincial championship ... Averaged 19.6 points and 9.3 rebounds per game as a junior
- Performed over 200 hours of community service

PERSONAL

- Son of Wilner Cayo and Beraca Loyer ... Has an older brother Ben and a younger brother Samuel
- Born on Oct. 27, 1997
- Last name is pronounced KAY-oh





#5 NICK SHEROD

G | GR | 6'4" | 220
RICHMOND, VA
ST. CHRISTOPHER'S

Most Career 3-Pointers, Spiders History

Name	3-Ptrs	Games
1. Jacob Gilyard	275	134
2. Kendall Anthony	270	134
3. Jonathan Baker	241	114
4. David Gonzalez	237	131
5. Reggie Brown	235	127
6. ShawnDre' Jones	227	132
7. Nick Sherod	221	121

Most Career Points, Richmond History

Name	Points	Games
24. Ken Daniel	1,370	114
25. Reggie Brown	1,362	124
26. Bob McCurdy	1,347	54
27. Nick Sherod	1,324	121

CAREER HIGHS

Statistic	Value	
Points	32	vs George Mason 02/03/18
Rebounds	14	at Davidson 01/28/18
Assists	7	vs Wyoming 11/21/18
Steals	4	vs St. Francis Brooklyn 11/14/18, vs George Washington 02/01/20
Blocks	2	at Duquesne 01/24/18
FG Made	10	at Duquesne 01/24/18, vs George Mason 02/03/18
FG Attempts	21	vs George Mason 02/03/18
3FG Made	7	vs CSUN 11/17/19
3FG Attempts	12	vs Saint Francis (PA) 11/08/19
FT Made	10	vs George Mason 02/03/18
FT Attempts	11	vs George Mason 02/03/18

CAREER STATS

				Field Goals		3-Point		F-Throws		Rebounds							Scoring			
SEASON	TEAM	GP-GS	MIN/AVG	FG-FGA	FG%	3FG-3FGA	3FG%	FT-FTA	FT%	OFF	DEF	TOT	AVG	PF-FO	A	TO	BLK	STL	PTS	AVG
2016-17	UR	35-18	754/21.5	102-223	.457	39-117	.333	22-26	.846	12	71	83	2.4	58-0	31	16	1	19	265	7.6
2017-18	UR	32-32	1008/31.5	165-343	.481	61-156	.391	65-81	.802	31	128	159	5.0	58-0	45	36	4	31	456	14.3
2018-19	UR	6-6	193/32.2	29-60	.483	9-24	.375	9-14	.643	4	27	31	5.2	7-0	17	13	0	8	76	12.7
2019-20	UR	31-31	916/29.6	142-313	.454	78-178	.438	33-41	.805	21	147	168	5.4	46-0	50	28	3	27	395	12.7
2021-22	UR	17-2	301/17.7	44-129	.341	34-94	.362	10-13	.769	6	33	39	2.3	18-0	5	3	0	8	132	7.8
TOTAL		121-89	3172/26.2	482-1068	.451	221-569	.388	139-175	.794	74	406	480	4.0	187-0	148	96	8	93	1324	10.9

GAME LOGS

Opponent	Date	GS	MIN	Total		3-Pointers		Free throws		Rebounds				PF	A	TO	BLK	STL	PTS	AVG
				FG-FGA	PCT	3FG-3FGA	PCT	FT-FTA	PCT	OFF	DEF	TOT	AVG							
N.C. Central	11/09/2021	*	20:18	2-9	.222	2-7	.286	2-2	1.000	2	2	4	4.0	0	0	0	0	1	8	8.0
vs Utah St.	11/12/2021	*	20:41	1-8	.125	1-5	.200	0-0	.000	0	2	2	3.0	1	3	0	0	0	3	5.5
Georgia St.	11/16/2021		15:48	5-10	.500	4-7	.571	2-3	.667	0	3	3	3.0	1	1	0	0	1	16	9.0
at Drake	11/20/2021		22:52	3-7	.429	2-4	.500	1-2	.500	0	1	1	2.5	3	0	2	0	1	9	9.0
Hofstra	11/22/2021		13:33	2-4	.500	1-3	.333	0-0	.000	0	1	1	2.2	0	0	1	0	0	5	8.2
vs Maryland	11/25/2021		19:03	5-9	.556	4-6	.667	0-0	.000	0	2	2	2.2	1	0	0	0	0	14	9.2
vs Mississippi St.	11/27/2021		13:10	0-4	.000	0-3	.000	0-0	.000	0	0	0	1.9	0	0	0	0	0	0	7.9
at Wofford	12/01/2021		10:51	0-3	.000	0-2	.000	0-0	.000	0	2	2	1.9	0	1	0	0	2	0	6.9
at UNI	12/05/2021		16:53	1-7	.143	0-5	.000	0-0	.000	1	7	8	2.6	0	0	0	0	0	2	6.3
Toledo	12/11/2021		19:10	4-10	.400	4-8	.500	2-2	1.000	1	4	5	2.8	1	0	0	0	0	14	7.1
vs NC State	12/17/2021		19:05	1-6	.167	1-4	.250	0-1	.000	0	2	2	2.7	1	0	0	0	1	3	6.7
Old Dominion	12/19/2021		16:12	1-6	.167	1-5	.200	0-0	.000	0	2	2	2.7	2	0	0	0	0	3	6.4
Bucknell	12/22/2021		19:08	5-14	.357	5-11	.455	0-0	.000	0	0	0	2.5	1	0	0	0	1	15	7.1
Saint Joseph's	12/30/2021		21:09	2-9	.222	2-7	.286	2-2	1.000	2	0	2	2.4	2	0	0	0	0	8	7.1
at Saint Louis	01/02/2022		10:30	0-2	.000	0-1	.000	0-0	.000	0	1	1	2.3	1	0	0	0	0	0	6.7
Massachusetts	01/05/2022		17:07	5-9	.556	2-6	.333	0-0	.000	0	2	2	2.3	1	0	0	0	1	12	7.0
Davidson	01/14/2022		25:03	7-12	.583	5-10	.500	1-1	1.000	0	2	2	2.3	3	0	0	0	0	20	7.8
Totals		2	300:34	44-129	.341	34-94	.362	10-13	.769	6	33	39	2.3	18	5	3	0	8	132	7.8

Player Averages

Games Played	Minutes/game	Points/game	FG Pct	3FG Pct	FT Pct	Rebounds/game	Assists/game	Turnovers/game	Assist/Turnover ratio	Steals/game	Blocks/game
17	17.7	7.8	34.1	36.2	76.9	2.3	0.3	0.2	1.7	0.5	0.0

GRADUATE STUDENT (2021-22)

GAME-BY-GAME

1/5 vs UMass - Scored all 12 of his points in the 1st half ... 12/22 vs Bucknell - Missed first 6 three-point attempts, made his next five ... Made five three-pointers over five-minute stretch in 2nd half to seal win ... 12/11 vs Toledo - Came off bench to score 14 points (2nd on team) ... Led UR with 11 points in 1st half ... 11/25 vs Maryland - Led Richmond with 11 points in the first half, coming off the bench to shoot 3-3 from three-point range ... 11/16 vs Georgia St - Came off bench for 1st time in last since Jan. 25, 2017 ... Scored 16 points in 15:48, becoming first Spider to score 16 or more points in no more than 16 minutes since Dec. 30, 2011 (Kendall Anthony vs UNCG) ... Most points by any bench player for UR since 12/29/19 (Jake Wojcik - 17 at Alabama)

- Announced he would return to Richmond on April 6, taking advantage of the NCAA's decision to grant winter sports student-athletes an additional year of eligibility due to COVID-19

GRADUATE STUDENT (2020-21)

- Missed the season after tearing the ACL in his right knee at practice on October 15 ... Also tore his MCL and meniscus ... Had surgery on November 2

REDSHIRT JUNIOR (2019-20)

- Returned from torn ACL to start all 31 games and play 29.5 minutes per game (third on team)
- Averaged 12.7 points (tied for third on team) and 5.4 rebounds per game (second on team)
- Made 43.8 percent of his three-pointers, first in the Atlantic 10 and tied for 10th in Division I
- 43.8 three-point field goal percentage was fourth-highest in a season in school history (minimum 100 attempts)
- Made 78 three-pointers, third in the Atlantic 10 and tied for the sixth most in a season in school history
- Finished the season with 187 career three-pointers, ninth in school history
- Finished the season with a career three-point percentage of 39.4, eighth in school history (minimum 100 attempts)
- Committed 1.2 turnovers per 40 minutes, fifth-fewest of any A-10 player (minimum 500 minutes played)

JUNIOR (2018-19)

- Missed final 27 games of season after tearing left ACL in first half vs Hampton on November 25
- Injury snapped a streak of 54 straight starts and 73 games played
- Averaged 12.7 points (fourth on team) and 5.2 rebounds (second on team) in six games





- Last name is pronounced "sure-ROD"

#5 NICK SHEROD (CONTINUED)

SOPHOMORE (2017-18)

- Averaged 14.3 points (second on team) and 5.0 rebounds (third on team) while starting all 32 games
- Increased scoring average every month, from 9.7 points in November to 12.0 in December to 13.1 in January to 19.2 in February/March
- Led team with 17.6 points per game in A-10 play (12th in conference)
- One of two players to score 17 points per game and shoot 52 percent from the field in A-10 play (Justin Tillman, VCU)
- Made team-high 39.1 percent of his three-point attempts
- Named A-10 Player of the Week on January 29 (first Spiders freshman or sophomore to win award since Kevin Anderson in 2009)

FRESHMAN (2016-17)

- Averaged 7.6 points (fifth on team) and 2.4 rebounds (fifth on team) per game
- Made 22 of 26 free throws ... lead team in FT pct (.846) and ranked sixth in A-10 among players with at least 25 FTA
- Appeared in 35 games with 18 starts ... made first career start in season-opener vs VMI

HIGH SCHOOL

- All-Metro Player of the Year in 2015-16
- All-Metro First Team (14-15, 15-16)
- VISAA All-State First Team (14-15, 15-16)
- 2,815 career points on varsity (most in Virginia High School history)
- Led St. Christopher's to school-record 24 wins and regular season title in 15-16
- Averaged 25.6 points per game to lead the region in 15-16
- Also tallied 10.6 RPG, 3.1 APG and 2.4 SPG in 15-16
- Led AAU team (Team Loaded) to 2015 adidas Uprising Summer Championship in Las Vegas

PERSONAL

- Father, E.J., played basketball at Old Dominion and grandfather, Edmund, had a Hall of Fame basketball career at VCU before playing with the New York Knicks
- Interested in studying journalism and sports broadcasting
- Born on Oct. 16, 1997





#11 MARCUS RANDOLPH
G | FR | 6'5" | 195
WILLINGBORO, NJ
ARCHBISHOP WOOD (PA)

CAREER HIGHS

Statistic	Value	
Points	3	vs Hofstra 11/22/21
FG Made	1	vs Hofstra 11/22/21, vs Bucknell 12/22/21
FG Attempts	1	vs Hofstra 11/22/21, vs Bucknell 12/22/21
3FG Made	1	vs Hofstra 11/22/21
3FG Attempts	1	vs Hofstra 11/22/21

CAREER STATS

				Field Goals		3-Point		F-Throws		Rebounds										Scoring	
SEASON	TEAM	GP-GS	MIN/AVG	FG-FGA	FG%	3FG-3FGA	3FG%	FT-FTA	FT%	OFF	DEF	TOT	AVG	PF-FO	A	TO	BLK	STL	PTS	AVG	
2021-22	UR	3-0	9/3.0	2-2	1.000	1-1	1.000	0-0	.000	0	0	0	0.0	1-0	0	0	0	0	5	1.7	
TOTAL		3-0	9/3.0	2-2	1.000	1-1	1.000	0-0	.000	0	0	0	0.0	1-0	0	0	0	0	5	1.7	

GAME LOGS

Opponent	Date	GS	MIN	Total		3-Pointers		Free throws		Rebounds				PF	A	TO	BLK	STL	PTS	AVG
				FG-FGA	PCT	3FG-3FGA	PCT	FT-FTA	PCT	OFF	DEF	TOT	AVG							
Georgia St.	11/16/2021		05:42	0-0	.000	0-0	.000	0-0	.000	0	0	0	0.0	1	0	0	0	0	0	0.0
Hofstra	11/22/2021		01:20	1-1	1.000	1-1	1.000	0-0	.000	0	0	0	0.0	0	0	0	0	0	3	1.5
Bucknell	12/22/2021		02:06	1-1	1.000	0-0	.000	0-0	.000	0	0	0	0.0	0	0	0	0	0	2	1.7
Totals		0	09:08	2-2	1.000	1-1	1.000	0-0	.000	0	0	0	0.0	1	0	0	0	0	5	1.7

Player Averages

Games Played	Minutes/game	Points/game	FG Pct	3FG Pct	FT Pct	Rebounds/game	Assists/game	Turnovers/game	Assist/Turnover ratio	Steals/game	Blocks/game
3	3.0	1.7	100.0	100.0	0.0	0.0	0.0	0.0	0.0	0.0	0.0

FRESHMAN (2021-22)

GAME-BY-GAME

12/22 vs Bucknell - Scored on a floater in the lane ... 11/22 vs Hofstra - Played final 80 seconds and scored his first career points on a three-pointer from the corner

HIGH SCHOOL

- Two-time All-State selection, two-time All-Catholic League selection at Archbishop Wood High School
- 2021 Courier Times Player of the Year ... Averaged 16.6 points, 5.4 rebounds, and 4.7 assists per game
- Led Archbishop Wood to a 19-1 record, Philadelphia Catholic League title, and runner-up finish in Class 6A state tournament in 2021 ... Archbishop Wood was ranked among top 10 teams in the nation by various organizations during the 2020-21 season
- 1 of four D-I basketball players in his class at Archbishop Wood
- Played at Willingboro High School (NJ) his first two high school season
- Received more than a dozen D-I offers, including UR's A-10 rival La Salle
- Committed to Richmond in September 2020

PERSONAL

- Son of Trisha and Marcus Sr.
- Has a younger sister Tristen
- Born on January 12, 2003





#13 CONNOR CRABTREE
G | R-JR | 6'6" | 200
HILLSBOROUGH, NC
HARGRAVE MILITARY (VA)/TULANE

CAREER HIGHS

Statistic	Value	
Points	23	vs East Carolina 02/23/19
Rebounds	6	at East Carolina 01/31/19
Assists	3	6 times
Steals	5	vs Towson 12/21/18
Blocks	2	at Memphis 02/20/19, vs UCF 01/23/19
FG Made	8	vs East Carolina 02/23/19
FG Attempts	13	vs East Carolina 02/23/19
3FG Made	4	vs East Carolina 02/23/19, at Wichita St. 02/09/19
3FG Attempts	6	vs East Carolina 02/23/19, vs Coastal Carolina 11/13/18, vs Alabama A&M 12/22/18
FT Made	6	vs South Fla. 03/06/19
FT Attempts	7	vs South Fla. 03/06/19

CAREER STATS

		Field Goals		3-Point		F-Throws		Rebounds		Scoring	
SEASON	TEAM	GP-GS	MIN/AVG	FG-FGA	FG%	3FG-3FGA	3FG%	FT-FTA	FT%	OFF DEF TOT AVG	PF-FO A TO BLK STL PTS AVG
2018-19	Tulane	29-15	614/21.2	63-148	.426	28-78	.359	53-66	.803	13 45 58 2.0	51-2 32 36 6 19 207 7.1
2020-21	UR	4-0	40/10.1	5-7	.714	1-3	.333	8-8	1.000	1 6 7 1.8	2-0 1 3 0 1 19 4.8
2021-22	UR	17-0	177/10.4	20-39	.513	7-22	.318	1-2	.500	4 23 27 1.6	13-0 13 3 1 5 48 2.8
TOTAL FOR UR		21-0	217/10.4	25-46	.543	8-25	.320	9-10	.900	5 29 34 1.6	15-0 14 6 1 6 67 3.2
TOTAL		50-15	832/16.6	88-194	.454	36-103	.350	62-76	.816	18 74 92 1.8	66-2 46 42 7 25 274 5.5

GAME LOGS

Opponent	Date	GS	MIN	Total FG-FGA	PCT	3-Pointers 3FG-3FGA	PCT	Free throws FT-FTA	PCT	Rebounds OFF DEF TOT AVG	PF	A	TO	BLK	STL	PTS	AVG
N.C. Central	11/09/2021		13:38	1-1	1.000	0-0	.000	0-0	.000	1 0 1 1.0	0	2	0	0	1	2	2.0
vs Utah St.	11/12/2021		14:06	3-6	.500	0-3	.000	0-0	.000	1 3 4 2.5	0	1	0	0	1	6	4.0
Georgia St.	11/16/2021		11:47	2-3	.667	1-2	.500	0-0	.000	0 2 2 2.3	1	1	0	1	0	5	4.3
at Drake	11/20/2021		12:14	0-1	.000	0-1	.000	0-0	.000	0 1 1 2.0	2	0	0	0	0	0	3.3
Hofstra	11/22/2021		13:54	1-2	.500	1-2	.500	0-0	.000	0 3 3 2.2	1	3	0	0	0	3	3.2
vs Maryland	11/25/2021		10:41	1-2	.500	0-0	.000	0-0	.000	0 0 0 1.8	1	0	1	0	1	2	3.0
vs Mississippi St.	11/27/2021		06:48	0-0	.000	0-0	.000	0-0	.000	0 0 0 1.6	1	0	0	0	0	0	2.6
at Wofford	12/01/2021		15:26	3-4	.750	2-3	.667	0-0	.000	0 3 3 1.8	0	0	0	0	0	8	3.3
at UNI	12/05/2021		03:10	0-0	.000	0-0	.000	0-0	.000	0 0 0 1.6	0	0	0	0	0	0	2.9
Toledo	12/11/2021		18:01	3-6	.500	1-2	.500	1-2	.500	2 3 5 1.9	1	3	0	0	1	8	3.4
vs NC State	12/17/2021		06:54	0-1	.000	0-1	.000	0-0	.000	0 0 0 1.7	1	0	0	0	0	0	3.1
Old Dominion	12/19/2021		05:54	0-0	.000	0-0	.000	0-0	.000	0 0 0 1.6	1	0	0	0	0	0	2.8
Bucknell	12/22/2021		11:09	2-4	.500	1-3	.333	0-0	.000	0 4 4 1.8	1	2	0	0	1	5	3.0
Saint Joseph's	12/30/2021		11:08	0-4	.000	0-3	.000	0-0	.000	0 3 3 1.9	1	0	0	0	0	0	2.8
at Saint Louis	01/02/2022		07:17	1-2	.500	0-1	.000	0-0	.000	0 1 1 1.8	0	0	0	0	0	2	2.7
Massachusetts	01/05/2022		11:21	2-2	1.000	1-1	1.000	0-0	.000	0 0 0 1.7	1	1	0	0	0	5	2.9
Davidson	01/14/2022		03:25	1-1	1.000	0-0	.000	0-0	.000	0 0 0 1.6	1	0	2	0	0	2	2.8
Totals			0	176:53	20-39	.513	7-22	.318	1-2	.500	4 23 27 1.6	13 13 3	1 5	48 2.8			

Player Averages

Games Played	Minutes/game	Points/game	FG Pct	3FG Pct	FT Pct	Rebounds/game	Assists/game	Turnovers/game	Assist/Turnover ratio	Steals/game	Blocks/game
17	10.4	2.8	51.3	31.8	50.0	1.6	0.8	0.2	4.3	0.3	0.1

REDSHIRT JUNIOR (2021-22)

GAME-BY-GAME

12/1 at Wofford - Scored all 8 of his points in the 1st half on a pair of three-pointers and a transition layup

REDSHIRT SOPHOMORE (2020-21)

- Appeared in four games, averaging 4.8 points (sixth on team) and 1.8 rebounds in 10.1 minutes per game
- Made five of his seven field goal attempts
- Made his Richmond Spiders debut at West Virginia on December 13 after missing the first four games of the season with a groin injury
- Played a season-high 21 minutes vs Hofstra on December 22, registering eight points and five rebounds
- Missed the remainder of the season after fracturing his right foot in late December

2019-20

- Signed with the Spiders on May 17, 2019 after transferring from Tulane
- Sat out season due to NCAA transfer regulations
- Underwent a pair of hip surgeries

FRESHMAN (2018-19 • TULANE)

- Averaged 7.1 points per game while appearing in 30 games with 15 starts
- Started 15 of Tulane's final 16 games of the season
- Sixth-highest scoring freshman in American Athletic Conference
- Averaged 11.1 points per game while shooting 50 percent from the field (33-66) over the final 10 games of the season
- Led Tulane in 3-pt FG pct (36.7) and FT pct (80.3)
- Tulane's leading scorer in three games, including a career-high 23 points vs East Carolina on February 23

HIGH SCHOOL

- Completed a post-graduate season at Hargrave Military Academy in Chatham, Va. in 2017-18, averaging 21.4 points per game for the Tigers
- Graduated from Orange High School in Hillsborough, N.C. ... Averaged 26 points per game as a senior and earned AP All-State honors

PERSONAL

- Son of Keith and Carol
- Played for Winchester Stars AAU program in Winchester, Va., the same program as current teammate Grant Golden (the two were never teammates)





#15 MATT GRACE
F | SR | 6'9" | 230
HAMILTON, ONTARIO
TRC ACADEMY

CAREER HIGHS

Statistic	Value	
Points	16	vs Mississippi St. 03/25/21
Rebounds	4	vs VCU 02/15/20, vs Saint Joseph's 01/02/20, vs Wofford 12/07/20
Assists	4	vs Coppin St. 12/05/18
Steals	2	vs George Mason 02/19/20, vs Mississippi St. 03/25/21, at Drake 11/20/21
Blocks	2	4 times
FG Made	6	vs Mississippi St. 03/25/21
FG Attempts	9	vs Saint Joseph's 12/30/21
3FG Made	4	vs Georgia St. 11/16/21
3FG Attempts	6	vs Saint Joseph's 12/30/21
FT Made	3	vs Massachusetts 02/23/21
FT Attempts	4	vs Massachusetts 02/23/21

CAREER STATS

				Field Goals		3-Point		F-Throws		Rebounds									Scoring	
SEASON	TEAM	GP-GS	MIN/AVG	FG-FGA	FG%	3FG-3FGA	3FG%	FT-FTA	FT%	OFF	DEF	TOT	AVG	PF-FO	A	TO	BLK	STL	PTS	AVG
2018-19	UR	31-0	232/7.5	16-34	.471	6-17	.353	0-3	.000	9	23	32	1.0	29-0	16	6	6	4	38	1.2
2019-20	UR	29-0	227/7.8	10-32	.313	3-14	.214	4-7	.571	12	26	38	1.3	37-0	21	11	1	5	27	0.9
2020-21	UR	23-2	264/11.5	25-49	.510	14-36	.389	11-14	.786	6	13	19	0.8	39-1	19	4	5	3	75	3.3
2021-22	UR	17-0	212/12.5	22-59	.373	12-41	.293	7-10	.700	6	20	26	1.5	22-0	16	7	8	7	63	3.7
TOTAL		100-2	935/9.4	73-174	.420	35-108	.324	22-34	.647	33	82	115	1.2	127-1	72	28	20	19	203	2.0

GAME LOGS

Opponent	Date	GS	MIN	Total		3-Pointers		Free throws		Rebounds				PF	A	TO	BLK	STL	PTS	AVG
				FG-FGA	PCT	3FG-3FGA	PCT	FT-FTA	PCT	OFF	DEF	TOT	AVG							
N.C. Central	11/09/2021		14:42	1-4	.250	0-2	.000	0-0	.000	1	2	3	3.0	3	1	2	2	1	2	2.0
vs Utah St.	11/12/2021		13:43	2-3	.667	2-3	.667	1-2	.500	1	2	3	3.0	1	1	0	0	0	7	4.5
Georgia St.	11/16/2021		13:03	5-6	.833	4-5	.800	0-0	.000	0	2	2	2.7	0	2	0	1	0	14	7.7
at Drake	11/20/2021		13:30	1-1	1.000	0-0	.000	0-0	.000	0	0	0	2.0	2	2	1	0	2	2	6.3
Hofstra	11/22/2021		08:47	0-1	.000	0-0	.000	0-0	.000	1	1	2	2.0	2	1	0	0	0	0	5.0
vs Maryland	11/25/2021		15:11	2-6	.333	0-4	.000	0-0	.000	0	2	2	2.0	3	2	1	0	0	4	4.8
vs Mississippi St.	11/27/2021		14:24	0-1	.000	0-1	.000	0-0	.000	0	0	0	1.7	4	1	0	0	0	0	4.1
at Wofford	12/01/2021		12:41	1-2	.500	1-2	.500	0-0	.000	0	1	1	1.6	1	1	0	0	0	3	4.0
at UNI	12/05/2021		09:44	1-2	.500	0-1	.000	0-0	.000	0	1	1	1.6	0	0	2	0	1	2	3.8
Toledo	12/11/2021		14:22	1-3	.333	1-2	.500	1-2	.500	0	0	0	1.4	0	2	1	0	1	4	3.8
vs NC State	12/17/2021		10:13	2-2	1.000	1-1	1.000	0-0	.000	1	1	2	1.5	0	1	0	2	1	5	3.9
Old Dominion	12/19/2021		12:14	0-4	.000	0-4	.000	2-2	1.000	1	1	2	1.5	1	0	0	0	0	2	3.8
Bucknell	12/22/2021		10:21	1-3	.333	0-1	.000	2-2	1.000	0	2	2	1.5	1	0	0	1	1	4	3.8
Saint Joseph's	12/30/2021		13:36	2-9	.222	1-6	.167	0-0	.000	1	2	3	1.6	0	0	0	2	0	5	3.9
at Saint Louis	01/02/2022		10:50	2-6	.333	1-4	.250	1-2	.500	0	1	1	1.6	3	1	0	0	0	6	4.0
Massachusetts	01/05/2022		12:41	1-3	.333	1-3	.333	0-0	.000	0	2	2	1.6	1	1	0	0	0	3	3.9
Davidson	01/14/2022		11:55	0-3	.000	0-2	.000	0-0	.000	0	0	0	1.5	0	0	0	0	0	0	3.7
Totals		0	211:57	22-59	.373	12-41	.293	7-10	.700	6	20	26	1.5	22	16	7	8	7	63	3.7

Player Averages

Games Played	Minutes/game	Points/game	FG Pct	3FG Pct	FT Pct	Rebounds/game	Assists/game	Turnovers/game	Assist/Turnover ratio	Steals/game	Blocks/game
17	12.5	3.7	37.3	29.3	70.0	1.5	0.9	0.4	2.3	0.4	0.5

SENIOR (2021-22)

GAME-BY-GAME

1/16/21 vs Georgia St - Scored 14 points (2nd highest of career) with 4 three-pointers (career high) ... 13 minutes where fewest for any Spider who scored 14 or more in the last 10 years

JUNIOR (2020-21)

- One of five Spiders to appear in all 23 games ... Made first two career starts in NIT for Grant Golden
- Averaged 3.3 points, 0.8 rebounds, and 0.8 assists per game
- Registered 19 assists compared to just four turnovers ... Ast/TO ratio of 4.75 was highest in a season in Spiders history among players with at least 10 assists
- Shot 14-36 from three-point range ... Led team in three-point shooting (38.9 percent) among those with at least 20 three-point attempts
- Scored 5.9 points per game over the final 10 games of the season, including a career-high 16 in the NIT Quarterfinals vs Mississippi State

SOPHOMORE (2019-20)

- Averaged 0.9 points and 1.3 rebounds in 29 games
- Averaged 7.8 minutes per game, ninth most on team
- Second-highest assist-to-turnover ratio on the team, at 1.91

FRESHMAN (2018-19)

- Averaged 1.2 points and 1.0 rebound in 31 games ... Played 233 minutes, eighth most on the team
- Led team in assist-to-turnover ratio among those with multiple assists (2.67)
- Signed with the Spiders on May 7

HIGH SCHOOL

- Graduated from The RISE Centre Academy in Brantford, Ontario
- Led team to league championship in Ontario Scholastic Basketball Association as a senior
- Averaged 10 points and seven rebounds in three tournament games
- Academic All-League selection as a junior in 2017
- One of four members of TRC Academy's Class of 2018 to sign with a Division I basketball program

PERSONAL

- Born on Feb. 5, 1999





#21 ISAAH WILSON
G | SO | 6'0" | 165
PITTSBURGH, PA
FIRST LOVE ACADEMY

CAREER HIGHS

Statistic	Value	
Points	10	vs St. Mary's (MD) 02/14/21, vs Georgia St. 11/16/21
Rebounds	6	at Drake 11/20/21
Assists	2	7 times
Steals	3	4 times
FG Made	4	vs Georgia St. 11/16/21
FG Attempts	7	vs Maryland 11/25/21, at Saint Louis 01/02/22
3FG Made	2	vs St. Mary's (MD) 02/14/21, vs Duquesne 03/04/21, vs NC State 12/17/21
3FG Attempts	3	vs St. Mary's (MD) 02/14/21, vs N.C. Central 11/09/21, vs Hofstra 11/22/21
FT Made	4	vs St. Mary's (MD) 02/14/21
FT Attempts	6	vs St. Mary's (MD) 02/14/21, vs Maryland 11/25/21

CAREER STATS

				Field Goals		3-Point		F-Throws		Rebounds								Scoring		
SEASON	TEAM	GP-GS	MIN/AVG	FG-FGA	FG%	3FG-3FGA	3FG%	FT-FTA	FT%	OFF	DEF	TOT	AVG	PF-FO	A	TO	BLK	STL	PTS	AVG
2020-21	UR	1-0	2/1.6	0-0	.000	0-0	.000	0-0	.000	0	0	0	0.0	0-0	0	0	0	0	0	0.0
2021-22	UR	1-0	1/0.9	0-0	.000	0-0	.000	0-0	.000	0	0	0	0.0	0-0	0	0	0	0	0	0.0
TOTAL		2-0	2/1.2	0-0	.000	0-0	.000	0-0	.000	0	0	0	0.0	0-0	0	0	0	0	0	0.0

GAME LOGS

				Total		3-Pointers		Free throws		Rebounds											
Opponent	Date	GS	MIN	FG-FGA	PCT	3FG-3FGA	PCT	FT-FTA	PCT	OFF	DEF	TOT	AVG	PF	A	TO	BLK	STL	PTS	AVG	
N.C. Central	11/09/2021		17:42	0-4	.000	0-3	.000	0-0	.000	1	1	2	2.0	2	2	1	0	1	0	0.0	
vs Utah St.	11/12/2021		18:30	0-1	.000	0-0	.000	0-0	.000	0	0	0	1.0	5	1	3	0	2	0	0.0	
Georgia St.	11/16/2021	*	24:06	4-5	.800	1-2	.500	1-2	.500	0	0	0	0.7	4	1	2	0	3	10	3.3	
at Drake	11/20/2021	*	30:05	1-6	.167	0-2	.000	0-2	.000	1	5	6	2.0	3	1	1	0	1	2	3.0	
Hofstra	11/22/2021	*	22:11	0-5	.000	0-3	.000	0-0	.000	0	1	1	1.8	2	1	2	0	3	0	2.4	
vs Maryland	11/25/2021	*	27:29	3-7	.429	0-1	.000	3-6	.500	0	2	2	1.8	3	2	0	0	0	9	3.5	
vs Mississippi St.	11/27/2021	*	21:43	1-1	1.000	1-1	1.000	0-0	.000	0	1	1	1.7	2	0	1	0	0	3	3.4	
at Wofford	12/01/2021	*	24:42	1-1	1.000	1-1	1.000	2-3	.667	0	3	3	1.9	2	1	2	0	0	5	3.6	
at UNI	12/05/2021	*	30:09	3-5	.600	1-1	1.000	0-0	.000	0	1	1	1.8	1	0	1	0	0	7	4.0	
Toledo	12/11/2021	*	24:12	0-6	.000	0-2	.000	3-4	.750	2	2	4	2.0	2	2	1	0	1	3	3.9	
vs NC State	12/17/2021	*	27:06	3-3	1.000	2-2	1.000	1-2	.500	0	2	2	2.0	3	1	2	0	0	9	4.4	
Old Dominion	12/19/2021	*	18:43	1-1	1.000	1-1	1.000	2-2	1.000	0	1	1	1.9	4	0	1	0	0	5	4.4	
Bucknell	12/22/2021	*	19:36	0-2	.000	0-2	.000	0-0	.000	1	1	2	1.9	1	1	0	0	0	0	4.1	
Saint Joseph's	12/30/2021	*	19:49	2-5	.400	0-1	.000	1-2	.500	0	1	1	1.9	4	0	0	0	3	5	4.1	
at Saint Louis	01/02/2022	*	30:19	2-7	.286	0-1	.000	1-2	.500	0	2	2	1.9	2	2	3	0	1	5	4.2	
Massachusetts	01/05/2022	*	18:29	1-2	.500	0-0	.000	2-2	1.000	2	0	2	1.9	1	2	2	0	0	4	4.2	
Davidson	01/14/2022	*	10:52	0-1	.000	0-1	.000	0-0	.000	0	0	0	1.8	3	1	0	0	0	0	3.9	
Totals		15	385:42	22-62	.355	7-24	.292	16-27	.593	7	23	30	1.8	44	18	22	0	15	67	3.9	

Player Averages

Games Played	Minutes/game	Points/game	FG Pct	3FG Pct	FT Pct	Rebounds/game	Assists/game	Turnovers/game	Assist/Turnover ratio	Steals/game	Blocks/game
17	22.7	3.9	35.5	29.2	59.3	1.8	1.1	1.3	0.8	0.9	0.0

SOPHOMORE (2021-22)

GAME-BY-GAME

12/22 vs Bucknell - Held Bucknell's Andrew Funk, averaging 18.3 points entering game, to six points on 3-11 shooting ... 12/17 vs NC State - Stretched UR's lead from 1 to 7 with a three-pointer to end the 1st half and one to open the 2nd half ... 12/11 vs Toledo - Hounded Toledo's Ryan Rollins, who entered game averaging 20.9 points per game, to 5 points and 2-12 shooting ... 12/5 at Northern Iowa - Primary man-to-man defender responsible for holding UNI's A.J. Green, who was coming off consecutive 30-point games, to 6 points on 2-12 shooting ... 11/16 vs Georgia St - Made third career start and first of season ... Tied a career high with 10 points and 3 steals

FRESHMAN (2020-21)

- Appeared in 20 games, making his first two career starts for Blake Francis in the NIT
- Averaged 1.8 points, 1.0 rebounds, and 0.4 steals per game
- Shot 5-11 from three-point range, including 2-2 vs Duquesne in the Atlantic 10 Tournament
- Scored 3.4 points per game, shot 52.9 percent from the field in his final nine games of the season, compared to 0.4 points per game in his first 11 games

HIGH SCHOOL

- Played his final two seasons as First Love Christian Academy in Washington, Pa., leading team to 2020 National Christian School Athletic Association (NCSAA) national championship semifinals
- No. 5 recruit in Pennsylvania's Class of 2020 by 247Sports.com
- No. 35 point guard recruit in Class of 2020 by 247Sports.com
- Started high school career at North Catholic in Pittsburgh, helping team to Western Pennsylvania Interscholastic Athletic League (WPIAL) titles in 2016 and 2017
- Recruited by several other A-10 schools, including Rhode Island, Massachusetts, and La Salle
- Committed to Richmond in September 2019 as the first member of the Spiders 2020 recruiting class

PERSONAL

- Born on October 22, 2000





#22 ANDRE GUSTAVSON
G | SR | 6'5" | 205
HELSINKI, FINLAND
HELSINKI BASKETBALL ACADEMY

CAREER HIGHS

Statistic	Value	
Points	13	vs Fordham 02/20/19
Rebounds	7	at Duquesne 03/06/20
Assists	10	at Georgetown 11/28/18
Steals	5	vs Coppin St. 12/05/18
Blocks	2	vs South Alabama 12/08/19
FG Made	6	vs Coppin St. 12/05/18
FG Attempts	10	vs Fordham 02/20/19, vs Fordham 03/13/19, vs South Alabama 12/08/19
3FG Made	3	vs Davidson 03/09/19, vs Fordham 02/20/19
3FG Attempts	8	vs Fordham 02/20/19
FT Made	4	7 times
FT Attempts	5	at George Mason 02/27/19, vs George Washington 02/01/20

CAREER STATS

				Field Goals		3-Point		F-Throws		Rebounds												Scoring	
SEASON	TEAM	GP-GS	MIN/AVG	FG-FGA	FG%	3FG-3FGA	3FG%	FT-FTA	FT%	OFF	DEF	TOT	AVG	PF-FO	A	TO	BLK	STL	PTS	AVG			
2018-19	UR	31-19	682/22.0	57-121	.471	16-47	.340	20-32	.625	24	47	71	2.3	76-1	46	26	10	33	150	4.8			
2019-20	UR	31-6	600/19.3	50-111	.450	6-37	.162	30-39	.769	22	62	84	2.7	55-1	23	22	7	23	136	4.4			
2020-21	UR	18-1	308/17.1	29-57	.509	8-25	.320	13-18	.722	12	27	39	2.2	25-0	13	13	6	8	79	4.4			
2021-22	UR	8-0	76/9.5	6-11	.545	2-5	.400	3-4	.750	0	8	8	1.0	6-0	3	3	1	4	17	2.1			
TOTAL		88-26	1667/18.9	142-300	.473	32-114	.281	66-93	.710	58	144	202	2.3	162-2	85	64	24	68	382	4.3			

GAME LOGS

Opponent	Date	GS	MIN	Total		3-Pointers		Free throws		Rebounds											
				FG-FGA	PCT	3FG-3FGA	PCT	FT-FTA	PCT	OFF	DEF	TOT	AVG	PF	A	TO	BLK	STL	PTS	AVG	
Toledo	12/11/2021		02:31	0-0	.000	0-0	.000	0-0	.000	0	0	0	0.0	0	0	0	0	0	0	0	
vs NC State	12/17/2021		06:54	0-1	.000	0-0	.000	2-2	1.000	0	0	0	0.0	1	0	1	0	0	2	1.0	
Old Dominion	12/19/2021		02:23	0-1	.000	0-1	.000	0-0	.000	0	0	0	0.0	1	0	0	0	0	0	0.7	
Bucknell	12/22/2021		09:01	1-1	1.000	0-0	.000	0-0	.000	0	2	2	0.5	1	1	0	0	0	2	1.0	
Saint Joseph's	12/30/2021		08:54	1-1	1.000	0-0	.000	0-0	.000	0	2	2	0.8	0	0	1	0	0	2	1.2	
at Saint Louis	01/02/2022		02:29	0-0	.000	0-0	.000	0-0	.000	0	1	1	0.8	0	0	0	0	0	0	1.0	
Massachusetts	01/05/2022		14:36	2-3	.667	2-2	1.000	0-0	.000	0	2	2	1.0	0	1	1	0	2	6	1.7	
Davidson	01/14/2022		29:28	2-4	.500	0-2	.000	1-2	.500	0	1	1	1.0	3	1	0	1	2	5	2.1	
Totals		0	76:16	6-11	.545	2-5	.400	3-4	.750	0	8	8	1.0	6	3	3	1	4	17	2.1	

Player Averages

Games Played	Minutes/game	Points/game	FG Pct	3FG Pct	FT Pct	Rebounds/game	Assists/game	Turnovers/game	Assist/Turnover ratio	Steals/game	Blocks/game
8	9.5	2.1	54.5	40.0	75.0	1.0	0.4	0.4	1.0	0.5	0.1

SENIOR (2021-22)

GAME-BY-GAME

- 1/5 vs UMass - Scored a season-high 6 points on a pair of corner three-pointers in the 1st half ... 12/11 vs Toledo - Made his season debut, playing 2:31 in the first half
- Missed first 9 games of season after having groin/hip surgery in offseason

JUNIOR (2020-21)

- Averaged 4.4 points, 2.2 rebounds, and 0.4 steals in 18 games
- Missed the season opener vs Morehead State due to illness and missed Richmond's first four conference games with a groin injury
- Ranked sixth on the team with 17.1 minutes per game
- Made one start, replacing Blake Francis in the starting lineup vs Duquesne in the Atlantic 10 Tournament
- Shot a career best 50.9 percent on field goal attempts, including 65.6 percent on two-point field goal attempts

SOPHOMORE (2019-20)

- Averaged 4.4 points (seventh on team) and 2.7 rebounds (sixth on team) in 31 games
- Started six games during Blake Francis's recovery from a chest injury in January-February
- Averaged 19.4 minutes per game, sixth-most on the team
- 23 steals ranked fourth on team

FRESHMAN (2018-19)

- Averaged 4.8 points, sixth on the team, and 2.3 rebounds in 31 games
- Started 19 games, including final 18 of season after being re-inserted into starting lineup at George Washington on January 12
- Ranked 2nd on team with 1.9 steals/40 minutes ... Emerged as team's top perimeter defender in 2nd half of season, frequently guarding opponent's top offensive player
- Following the season, competed for Finland at 2019 World University Games, averaging 9.8 points per game
- Signed with the Spiders on April 26, 2018

HIGH SCHOOL

- Graduated from the Helsinki Basketball Academy in Helsinki, Finland
- Scored 11.4 points per game and shot 54 percent from the field in his final season while leading HBA to the regular-season title in the Finnish 1st Division
- Competed for Finland in 2018 FIBA U20 European Championships, averaging 10.0 points, 3.6 rebounds, and 2.7 assists
- Competed for Finland in 2017 FIBA U18 European Championships, averaging 12.7 points over seven games
- Scored 27 points in group stage game vs Greece, tied for the fourth-most points in a game by any player at the tournament
- Attended same school as current Chicago Bulls star Lauri Markkanen
- One of his coaches at HBA was Finnish basketball legend Hanno Mottölä ... Mottölä, who starred at Utah, was the first Finnish player in NBA history, appearing in 155 games with the Atlanta Hawks from 2000-02

PERSONAL

- Last name is pronounced "GOOS-tahv-son"
- Born on May 7, 1999





#24 DJI BAILEY
G | SO | 6'5" | 180
WILSON, NC
GREENFIELD SCHOOL

CAREER HIGHS

Statistic	Value	
Points	10	vs Mississippi St. 11/27/21
Rebounds	5	vs St. Mary's (MD) 02/14/21
Assists	2	vs Hofstra 11/22/21
Steals	2	vs Toledo 03/17/21, vs Utah St. 11/12/21
Blocks	1	vs Old Dominion 12/19/21
FG Made	4	vs St. Mary's (MD) 02/14/21, vs Mississippi St. 11/27/21
FG Attempts	6	vs St. Mary's (MD) 02/14/21, vs Mississippi St. 11/27/21
3FG Attempts	2	vs St. Mary's (MD) 02/14/21, vs N.C. Central 11/09/21
FT Made	2	vs Old Dominion 12/19/21, vs Mississippi St. 11/27/21
FT Attempts	3	vs Mississippi St. 11/27/21

CAREER STATS

					Field Goals		3-Point		F-Throws		Rebounds								Scoring		
SEASON	TEAM	GP-GS	MIN	AVG	FG-FGA	FG%	3FG-3FGA	3FG%	FT-FTA	FT%	OFF	DEF	TOT	AVG	PF-FO	A	TO	BLK	STL	PTS	AVG
2020-21	UR	9-0	68	7.6	7-12	.583	0-4	.000	2-4	.500	2	10	12	1.3	8-0	1	5	0	5	16	1.8
2021-22	UR	14-0	117	8.4	12-20	.600	0-5	.000	6-10	.600	4	7	11	0.8	11-0	4	6	1	5	30	2.1
TOTAL		23-0	185	8.1	19-32	.594	0-9	.000	8-14	.571	6	17	23	1.0	19-0	5	11	1	10	46	2.0

GAME LOGS

				Total		3-Pointers		Free throws		Rebounds										
Opponent	Date	GS	MIN	FG-FGA	PCT	3FG-3FGA	PCT	FT-FTA	PCT	OFF	DEF	TOT	AVG	PF	A	TO	BLK	STL	PTS	AVG
N.C. Central	11/09/2021		03:22	0-2	.000	0-2	.000	0-0	.000	0	0	0	0.0	0	0	0	0	1	0	0.0
vs Utah St.	11/12/2021		05:58	1-1	1.000	0-0	.000	0-0	.000	2	0	2	1.0	2	1	0	0	2	2	1.0
Georgia St.	11/16/2021		15:42	3-3	1.000	0-0	.000	0-1	.000	0	0	0	0.7	1	0	0	0	0	6	2.7
Hofstra	11/22/2021		06:10	0-0	.000	0-0	.000	0-0	.000	1	1	2	1.0	0	2	0	0	0	0	2.0
vs Maryland	11/25/2021		02:49	0-0	.000	0-0	.000	0-0	.000	0	0	0	0.8	0	0	0	0	0	0	1.6
vs Mississippi St.	11/27/2021		19:18	4-6	.667	0-1	.000	2-3	.667	0	0	0	0.7	2	0	2	0	0	10	3.0
at Wofford	12/01/2021		10:13	1-1	1.000	0-0	.000	0-0	.000	1	0	1	0.7	0	0	1	0	1	2	2.9
at UNI	12/05/2021		08:46	0-1	.000	0-1	.000	0-0	.000	0	1	1	0.8	0	0	0	0	0	0	2.5
vs NC State	12/17/2021		01:50	1-1	1.000	0-0	.000	0-0	.000	0	0	0	0.7	2	0	0	0	0	2	2.4
Old Dominion	12/19/2021		15:14	0-1	.000	0-0	.000	2-2	1.000	0	3	3	0.9	0	1	0	1	0	2	2.4
Bucknell	12/22/2021		09:17	1-2	.500	0-1	.000	1-2	.500	0	0	0	0.8	0	0	0	0	0	3	2.5
Saint Joseph's	12/30/2021		12:48	1-2	.500	0-0	.000	1-2	.500	0	1	1	0.8	2	0	1	0	1	3	2.5
at Saint Louis	01/02/2022		02:04	0-0	.000	0-0	.000	0-0	.000	0	1	1	0.8	1	0	1	0	0	0	2.3
Massachusetts	01/05/2022		03:36	0-0	.000	0-0	.000	0-0	.000	0	0	0	0.8	1	0	1	0	0	0	2.1
Totals		0	117:07	12-20	.600	0-5	.000	6-10	.600	4	7	11	0.8	11	4	6	1	5	30	2.1

Player Averages

Games Played	Minutes/game	Points/game	FG Pct	3FG Pct	FT Pct	Rebounds/game	Assists/game	Turnovers/game	Assist/Turnover ratio	Steals/game	Blocks/game
14	8.4	2.1	60.0	0.0	60.0	0.8	0.3	0.4	0.7	0.4	0.1

SOPHOMORE (2021-22)

GAME-BY-GAME

1/14 vs Davidson - Did not play due to an ankle injury ... 12/11 vs Toledo - Did not play due to an ankle injury ... 11/27 vs Maryland - Came off the bench to play 19 minutes, tied for a career high ... Scored a career-high 10 points ... 11/20 at Drake - Did not play due to a foot injury

FRESHMAN (2020-21)

- Appeared in nine games, averaging 1.8 points and 1.3 rebounds in 7.6 minutes per game
- Ranked second on team in steals per 40 minutes (3.0) and third in rebounds per 40 minutes (7.2) among players to play at least 10 minutes
- Shot 7-12 from the field, including 7-8 from two-point range
- Played career-high 19 minutes vs Mississippi State in NIT quarterfinals, registering five points and two rebounds
- Scored his first nine career points vs St. Mary's (MD) on February 14 ... Added 5 rebounds in 16 minutes
- Did not fully practice until mid-November after fracturing his wrist during a workout in June

HIGH SCHOOL

- Attended the Greenfield School ... Led team to North Carolina Independent Schools Athletic Association (NCISAA) 1A state title in 2019
- Averaged 17 points, nine rebounds, and eight assists per game as a senior
- NCISAA All-State selection, Wilson Times All-Area selection as a senior
- 2020 1A/2A Coastal Plain Independent Conference (CPIC) Player of the Year
- No. 15 recruit in North Carolina's Class of 2020 according to ESPN.com
- Released from commitment to Wake Forest in April 2020 after team fired coach Danny Manning
- Signed with Richmond on May 12, the final member of the Spiders Class of 2020

PERSONAL

- Born on May 19, 2002
- First name is pronounced jai (rhymes with fly)





#33 GRANT GOLDEN F | GR | 6'10" | 255 WINCHESTER, VA ST. JAMES (MD)

Most Career Points, Richmond History

Name	Points	Games
1. Johnny Newman	2,383	122
2. Kevin Anderson	2,165	139
3. Mike Perry	2,145	108
4. Grant Golden	1,997	141
5. Kendall Anthony	1,909	134

Most Career Rebounds, Spiders History

Name	Reb	Games
1. Ken Daniel	1255	114
2. Walt Lysaght	1190	110
3. Grant Golden	897	141
4. Eric Poole	894	115
5. Peter Woolfolk	859	123

Most Career Assists, Richmond History

Name	Assists	Games
1. Jacob Gilyard	693	134
1. Greg Beckwith	573	112
3. Scott Ungerer	479	120
4. Ken Atkinson	464	125
5. Grant Golden	426	141

Most Career Blocks, Spiders History

Name	Blocks	Games
1. Darius Garrett	231	116
2. Alonzo Nelson-Ododa	185	94
3. Tim Faulconer	183	116
4. Kevin Steenberge	154	120
5. Jeff Pehl	135	110
T6. Johnathan Collins	133	101
T6. Gaston Moliva	133	116
8. Grant Golden	120	141

Most Career Field Goals, Spiders History

Name	FGs	Games
1. Johnny Newman	933	122
2. Mike Perry	902	108
3. Grant Golden	817	141

CAREER HIGHS

Statistic	Value	
Points	33	vs Wyoming 11/21/18
Rebounds	12	vs High Point 12/22/18, vs CSUN 11/17/19, vs Wisconsin 11/25/19
Assists	8	at Duquesne 03/06/20, at George Washington 02/26/20, vs Duquesne 02/20/21
Steals	3	5 times
Blocks	6	at George Mason 02/27/19
FG Made	16	vs Wyoming 11/21/18
FG Attempts	24	vs Wyoming 11/21/18
3FG Made	4	vs Georgetown 11/25/17
3FG Attempts	8	vs Georgetown 11/25/17
FT Made	9	vs Hampton 11/25/18
FT Attempts	14	vs Hampton 11/25/18

CAREER STATS

			Field Goals		3-Point		F-Throws		Rebounds											Scoring		
SEASON	TEAM	GP-GS	MIN	AVG	FG-FGA	FG%	3FG-3FGA	3FG%	FT-FTA	FT%	OFF	DEF	TOT	AVG	PF-FO	A	O	TO	BLK	STL	PTS	AVG
2016-17	UR	9-0	68/7.6		7-20	.350	1-5	.200	3-9	.333	3	15	18	2.0	9-0	8	3	2	0		18	2.0
2017-18	UR	32-32	981/30.7		208-418	.498	22-80	.275	60-96	.625	49	166	215	6.7	79-1	69	82	39	19		498	15.6
2018-19	UR	33-33	1038/31.4		221-439	.503	16-54	.296	109-166	.657	26	207	233	7.1	61-0	117	82	35	15		567	17.2
2019-20	UR	29-29	753/26.0		161-307	.524	5-19	.263	62-87	.713	32	167	199	6.9	39-0	100	56	24	16		389	13.4
2020-21	UR	21-21	575/27.4		113-201	.562	9-18	.500	32-48	.667	24	103	127	6.0	39-0	73	51	10	12		267	12.7
2021-22	UR	17-17	477/28.0		107-205	.522	19-50	.380	25-40	.625	14	91	105	6.2	32-0	59	39	10	8		258	15.2
TOTAL		141-132	3892/27.6		817-1590	.514	72-226	.319	291-446	.652	148	749	897	6.4	259-1	426	313	120	70		1997	14.2

GAME LOGS

Opponent	Date	GS	MIN	Total		3-Pointers		Free throws		Rebounds				PF	A	TO	BLK	STL	PTS	AVG
				FG-FGA	PCT	3FG-3FGA	PCT	FT-FTA	PCT	OFF	DEF	TOT	AVG							
N.C. Central	11/09/2021	*	27:45	8-10	.800	1-1	1.000	2-5	.400	1	4	5	5.0	0	1	3	1	0	19	19.0
vs Utah St.	11/12/2021	*	29:21	10-17	.588	3-7	.429	1-2	.500	3	5	8	6.5	3	3	1	1	0	24	21.5
Georgia St.	11/16/2021	*	19:55	6-8	.750	2-3	.667	1-3	.333	0	5	5	6.0	1	4	2	0	0	15	19.3
at Drake	11/20/2021	*	27:51	8-14	.571	0-2	.000	1-2	.500	2	4	6	6.0	2	5	1	0	0	17	17.8
Hofstra	11/22/2021	*	31:24	6-7	.857	1-1	1.000	0-0	.000	1	6	7	6.2	1	5	1	1	0	13	17.6
vs Maryland	11/25/2021	*	28:03	7-12	.583	1-1	1.000	3-5	.600	0	6	6	6.2	3	5	2	1	1	18	17.7
vs Mississippi St.	11/27/2021	*	32:21	5-15	.333	3-7	.429	0-0	.000	0	3	3	5.7	4	5	2	1	3	13	17.0
at Wofford	12/01/2021	*	27:19	10-15	.667	1-2	.500	0-0	.000	0	3	3	5.4	1	4	0	0	0	21	17.5
at UNI	12/05/2021	*	29:32	3-11	.273	1-3	.333	1-1	1.000	0	7	7	5.6	2	4	2	0	0	8	16.4
Toledo	12/11/2021	*	25:12	3-10	.300	0-2	.000	1-2	.500	2	5	7	5.7	2	3	4	0	0	7	15.5
vs NC State	12/17/2021	*	31:31	8-15	.533	0-3	.000	3-3	1.000	0	7	7	5.8	3	2	3	0	0	19	15.8
Old Dominion	12/19/2021	*	27:30	5-8	.625	1-1	1.000	4-5	.800	0	4	4	5.7	3	2	5	2	0	15	15.8
Bucknell	12/22/2021	*	27:33	10-12	.833	2-3	.667	0-0	.000	2	8	10	6.0	1	3	3	1	3	22	16.2
Saint Joseph's	12/30/2021	*	25:49	5-17	.294	2-7	.286	2-2	1.000	0	7	7	6.1	0	3	1	0	0	14	16.1
at Saint Louis	01/02/2022	*	30:58	6-14	.429	1-2	.500	1-2	.500	2	8	10	6.3	2	3	3	2	0	14	15.9
Massachusetts	01/05/2022	*	26:47	3-7	.429	0-1	.000	1-4	.250	0	5	5	6.3	3	3	3	0	0	7	15.4
Davidson	01/14/2022	*	27:45	4-13	.308	0-4	.000	4-4	1.000	1	4	5	6.2	1	4	3	0	1	12	15.2
Totals		17	476:34	107-205	.522	19-50	.380	25-40	.625	14	91	105	6.2	32	59	39	10	8	258	15.2

Player Averages

Games Played	Minutes/game	Points/game	FG Pct	3FG Pct	FT Pct	Rebounds/game	Assists/game	Turnovers/game	Assist/Turnover ratio	Steals/game	Blocks/game
17	28.0	15.2	52.2	38.0	62.5	6.2	3.5	2.3	1.5	0.5	0.6

GRADUATE STUDENT (2021-22)

GAME-BY-GAME

1/5 vs UMass - Appeared in his 140th game at Richmond, breaking the school record held by Kevin Anderson (139) ... 1/2 vs Saint Louis - Recorded 14 points and 10 rebounds for his 18th career double-double ... 12/22 vs Bucknell - Led Richmond with 22 points and 10 rebounds to record his 17th career double-double ... 12/17 vs NC State - Named MVP of the game after leading UR with 19 points ... Passed Kendall Anthony (1,909) for 4th on UR's career scoring list ... 12/1 at Wofford - Scored UR's two biggest baskets of the game, converting on back-to-back possessions in final two minutes after Wofford had narrowed an 18-point deficit to two ... Led Richmond with a game-high 21 points ... 11/25 vs Maryland - Led Richmond with 18 points and five assists ... passed Ed Harrison (1,843) to move into fifth place on UR's career scoring list ... 11/22 vs Hofstra - Recorded five assists and passed Scott Stapleton (382) for the seventh-most assists in program history ... Tied Justin Harper (113) for the eighth-most blocks in program history ... 11/16 vs Georgia St - Passed mentor T.J. Cline (374) for the 8th-most assists in program history ... 11/12 vs Utah St - Led Richmond in scoring for a second-straight game, finishing with 24 points and a team-high 8 rebounds ... 11/9 vs NC Central - Led all players with 19 points

- Named Preseason First Team All-Atlantic 10 at league's media day on October 27 ... It was Golden's fourth Preseason All-Conference honor after he was Preseason First Team in 2018 and Preseason Second Team in 2019-20
- Announced he would return on April 6, taking advantage of the NCAA's decision to grant winter sports student-athletes an additional year of eligibility due to COVID-19

GRADUATE STUDENT (2020-21)

- Named Third Team All-Atlantic 10, becoming first player in school history to earn All-Conference honors four times and the seventh four-time All-Conference honoree in A-10 history
- Selected Second Team All-District in NABC District 4 (A-10) for second straight season
- Averaged 12.7 points, 6.0 rebounds, 3.5 assists, and 0.5 blocks per game, all second most on the team
- Ranked in top 20 in A-10 in scoring (18th), rebounding (13th), assists (13th), and assist-to-turnover ratio (13th)
- Led team with 56.2 field goal percentage, best in the A-10 among qualifiers and 10th best in a season in Richmond history
- Fractured middle finger on left hand when fouled on dunk attempt in 1st half vs Massachusetts on February 23 ... Played next three games with a glove and splint on his left hand before missing both of Richmond's NIT games ... Had surgery in March
- All-Tournament Team selection at Bluegrass Showcase after leading Richmond to wins vs Morehead State and #10 Kentucky
- Was 1 of 20 players named to watch list for Kareem Abdul-Jabbar Award in the preseason, given to the nation's top center





#33 GRANT GOLDEN (CONTINUED)

GRADUATE STUDENT (2021-22)

GAME-BY-GAME

1/5 vs UMass - Appeared in his 140th game at Richmond, breaking the school record held by Kevin Anderson (139) ... 1/2 vs Saint Louis - Recorded 14 points and 10 rebounds for his 18th career double-double ... 12/22 vs Bucknell - Led Richmond with 22 points and 10 rebounds to record his 17th career double-double ... 12/17 vs NC State - Named MVP of the game after leading UR with 19 points ... Passed Kendall Anthony (1,909) for 4th on UR's career scoring list ... 12/1 at Wofford - Scored UR's two biggest baskets of the game, converting on back-to-back possessions in final two minutes after Wofford had narrowed an 18-point deficit to two ... Led Richmond with a game-high 21 points ... 11/25 vs Maryland - Led Richmond with 18 points and five assists ... passed Ed Harrison (1,843) to move into fifth place on UR's career scoring list ... 11/22 vs Hofstra - Recorded five assists and passed Scott Stapleton (382) for the seventh-most assists in program history ... Tied Justin Harper (113) for the eighth-most blocks in program history ... 11/16 vs Georgia St - Passed mentor T.J. Cline (374) for the 8th-most assists in program history ... 11/12 vs Utah St - Led Richmond in scoring for a second-straight game, finishing with 24 points and a team-high 8 rebounds ... 11/9 vs NC Central - Led all players with 19 points

- Named Preseason First Team All-Atlantic 10 at league's media day on October 27 ... It was Golden's fourth Preseason All-Conference honor after he was Preseason First Team in 2018 and Preseason Second Team in 2019-20
- Announced he would return on April 6, taking advantage of the NCAA's decision to grant winter sports student-athletes an additional year of eligibility due to COVID-19

GRADUATE STUDENT (2020-21)

- Named Third Team All-Atlantic 10, becoming first player in school history to earn All-Conference honors four times and the seventh four-time All-Conference honoree in A-10 history
- Selected Second Team All-District in NABC District 4 (A-10) for second straight season
- Averaged 12.7 points, 6.0 rebounds, 3.5 assists, and 0.5 blocks per game, all second most on the team
- Ranked in top 20 in A-10 in scoring (18th), rebounding (13th), assists (13th), and assist-to-turnover ratio (13th)
- Led team with 56.2 field goal percentage, best in the A-10 among qualifiers and 10th best in a season in Richmond history
- Fractured middle finger on left hand when fouled on dunk attempt in 1st half vs Massachusetts on February 23 ... Played next three games with a glove and splint on his left hand before missing both of Richmond's NIT games ... Had surgery in March
- All-Tournament Team selection at Bluegrass Showcase after leading Richmond to wins vs Morehead State and #10 Kentucky
- Was 1 of 20 players named to watch list for Kareem Abdul-Jabbar Award in the preseason, given to the nation's top center
- Finished season as sixth-leading scorer and fifth-leading rebounder in program history ... Also ranked in Richmond's career top 10 in field goals (5th), assists (9th), and blocks (9th)

REDSHIRT JUNIOR (2019-20)

- Named Second Team All-Atlantic 10 and selected Second Team All-District in NABC District 4 (A-10) ... First player in school history to earn All-Conference honors following his freshman, sophomore, and junior seasons
- First-Team All-Atlantic 10 selection by KenPom
- Second on team in scoring (13.4 points per game) and assists (3.4 per game - 11th in A-10) while registering team-high 6.9 rebounds
- Shot 52.4 percent from the field, second-highest on the team and ninth-highest in the A-10
- Led team with 24 blocks
- Started 29 games, averaging 26.0 minutes per game
- Finished season 15th on the Spiders career scoring list with 1,472 points, the fourth-most ever for a Richmond player entering his senior season
- Ended season ninth in school history in field goals (597) and blocks (100) and 10th in rebounds (665)

REDSHIRT SOPHOMORE (2018-19)

- Selected Third Team All-Conference by the Atlantic 10 for a second straight season ... Became first player in Spiders history to earn All-Conference honors following freshman and sophomore seasons
- Named First Team All-Conference by Hoops HD
- Finished season with 1,083 career points, the most ever by a Spider by the end of his sophomore season ... became 47th member of Spiders 1,000-point club at George Mason on February 27

- Scored a team-high 17.2 points per game, third most in the A-10, and registered 7.1 rebounds per game, eighth most in the A-10
- Ranked fifth in A-10 in field goal percentage (50.3)
- Led A-10 with 221 field goals ... also finished in top 15 in conference in assists per game (3.5, 13th) and blocks per game (1.06, 11th)
- One of six underclassmen (freshmen or sophomores) in D-I to average 17 points and seven rebounds per game
- Joined T.J. Cline in 2016-17 as the only Spiders to record 500 points, 200 rebounds, and 100 assists in a season
- 117 assists were second most in D-I by player 6'10" or taller (Ethan Happ - 153)



REDSHIRTS



#1 JASON NELSON
G | FR | 5'10" | 175
RICHMOND, VA
JOHN MARSHALL

HIGH SCHOOL

- 2020 Virginia Class 2 Player of the Year ... averaged 17.3 points, 5.9 assists, 3.8 rebounds per game
- 2020 First Team All-Metro selection by the Richmond Times-Dispatch
- Led John Marshall High School to Virginia Class 2 state title in 2020
- Did not play as a high school senior due to COVID-19
- Played first two high school seasons at Varina High School ... Led team to 25-2 record and Class 5 state semifinals in 2019 and 26-2 record and Class 5 state title in 2018
- Won state titles for two different schools in his three high school seasons ... teams posted a combined record of 75-6
- Committed to Richmond in June 2020
- Chose Richmond after narrowing his options to UR and Vanderbilt ... Also received an offer from UR's A-10 rival VCU
- No. 12 recruit in Virginia's Class of 2021 by 247Sports.com

PERSONAL

- Son of Jennifer and Jason ... Father Jason Nelson Sr. played basketball at Virginia Union University and helped team to 2005 NCAA Division II Championship
- Has four younger siblings: brothers Cameron and Jayden and sisters Kennedy and London
- Born on April 16, 2002



#12 MALCOLM DREAD
G | FR | 6'4" | 210
DETROIT, MI
GONZAGA PREP (DC)

HIGH SCHOOL

- Helped Gonzaga College High School to DCSAA Class AA Boys Basketball title as a junior in 2020
- Committed to Richmond in June 2020 as the first member of the Spiders 2021 recruiting class
- No. 2 recruit in Washington, D.C.'s Class of 2021 by 247Sports.com

PERSONAL

- Son of Kisha and Aaron ... Father Aaron played basketball at Millersville University in Pennsylvania
- Has a brother Myles, who plays basketball at Penn State, and a sister Mason
- Born on March 1, 2002



#35 AIDAN NOYES
F | FR | 6'7" | 190
CINCINNATI, OH
ARCHBISHOP MOELLER

HIGH SCHOOL

- Attended Archbishop Moeller, the same high school as current Richmond football coach Russ Huesman as well as Baseball Hall of Famers Ken Griffey Jr. and Barry Larkin
- Second Team Greater Catholic League South selection in 2021
- Averaged 12 points and 4.5 rebounds as a senior while shooting 47 percent from three-point range and 55 percent from the field
- Led team to 20-5 record and appearance in Division I state quarterfinals in 2021
- Key reserve as junior in 2020, when Moeller finished 26-1 and reached state quarterfinals before season was canceled due to COVID-19
- Received more than 15 Division I scholarship offers, including UR's A-10 rival VCU
- Committed to Richmond in October 2020
- No. 5 recruit in Ohio, No. 186 recruit nationally in Class of 2021 by 247Sports.com

PERSONAL

- Son of Katheryn and Brian
- Has a younger brother Talan
- Born on June 3, 2002



WALK-ONS

CAREER STATS



#10 SULLIVAN KULJU
F | GR | 6'6" | 220
NEW BERLIN, WI
EISENHOWER

				Field Goals		3-Point		F-Throws		Rebounds									Scoring	
SEASON	TEAM	GP-GS	MIN/AVG	FG-FGA	FG%	3FG-3FGA	3FG%	FT-FTA	FT%	OFF	DEF	TOT	AVG	PF-FO	A	TO	BLK	STL	PTS	AVG
2018-19	UR	3-0	3/1.0	0-0	.000	0-0	.000	0-0	.000	0	0	0	0.0	0-0	0	0	0	0	0	0.0
2019-20	UR	8-0	11/1.3	0-6	.000	0-2	.000	0-0	.000	2	0	2	0.3	0-0	1	0	0	0	0	0.0
2020-21	UR	2-0	8/4.1	1-2	.500	1-2	.500	0-0	.000	0	0	0	0.0	0-0	1	0	0	2	3	1.5
2021-22	UR	2-0	3/1.6	0-0	.000	0-0	.000	0-1	.000	1	0	1	0.5	1-0	1	0	0	0	0	0.0
TOTAL		15-0	25/1.7	1-8	.125	1-4	.250	0-1	.000	3	0	3	0.2	1-0	3	0	0	2	3	0.2

GRADUATE STUDENT (2021-22)

- Decided to return to Richmond for a fifth season, taking advantage of the NCAA's decision to grant winter sports student-athletes an additional year of eligibility due to COVID-19

SENIOR (2020-21)

- Appeared in two games (at Saint Joseph's, vs St. Mary's (MD) ... Recorded 3 points, 2 steals, and 1 assist in 8 minutes
- Scored first career points on a late three-pointer vs St. Mary's (MD)

JUNIOR (2019-20)

- Appeared in 8 games, totaling two rebounds and one assist in 11 minutes

SOPHOMORE (2018-19)

- Appeared in three games but did not register any statistics ... Made collegiate debut vs Coppin State on December 5

FRESHMAN (2017-18)

- Did not appear in any games

HIGH SCHOOL

- Four-year varsity starter at Eisenhower ... member of school's 1,000-point club ... led team to 40-9 record in his last two seasons
- Three-time All-Woodland Conference selection ... 2-time All-Area selection by Milwaukee Journal Sentinel
- Team captain as a senior ... averaged 15.1 points and 5.2 rebounds per game
- Three-time letterwinner in football ... Honorable Mention All-Woodland Conference at wide receiver as a senior
- DECA (Distributive Education Clubs of America) state qualifier

PERSONAL

- Son of Eric and Kimberly Kulju
- Has an older brother Keenan and a younger sister Tierney
- Born on Sept. 8, 1998
- Last name is pronounced "COOL-you"

CAREER STATS



#31 JORDAN GAITLEY
G | GR | 6'4" | 190
HAVERFORD, PA
FORDHAM PREP (NY)

				Field Goals		3-Point		F-Throws		Rebounds									Scoring	
SEASON	TEAM	GP-GS	MIN/AVG	FG-FGA	FG%	3FG-3FGA	3FG%	FT-FTA	FT%	OFF	DEF	TOT	AVG	PF-FO	A	TO	BLK	STL	PTS	AVG
2018-19	UR	3-0	3/1.1	1-2	.500	0-0	.000	0-1	.000	1	1	2	0.7	0-0	1	0	0	0	2	0.7
2019-20	UR	8-0	13/1.6	1-1	1.000	0-0	.000	0-0	.000	0	1	1	0.1	1-0	0	1	0	0	2	0.3
2020-21	UR	2-0	6/3.0	0-1	.000	0-1	.000	1-2	.500	1	1	2	1.0	0-0	2	1	0	1	1	0.5
2021-22	UR	2-0	2/1.2	0-0	.000	0-0	.000	0-1	.000	0	1	1	0.5	1-0	0	0	0	0	0	0.0
TOTAL		15-0	25/1.7	2-4	.500	0-1	.000	1-4	.250	2	4	6	0.4	2-0	3	2	0	1	5	0.3

GRADUATE STUDENT (2021-22)

- Decided to return to Richmond for a fifth season, taking advantage of the NCAA's decision to grant winter sports student-athletes an additional year of eligibility due to COVID-19

SENIOR (2020-21)

- Appeared in two games (at Saint Joseph's, vs St. Mary's (MD) ... Recorded 1 point, 2 rebounds, 2 assists, and 1 steal in 6 minutes

JUNIOR (2019-20)

- Appeared in 8 games, totaling 2 points and 1 rebound in 13 minutes
- Scored UR's final basket on a fadeaway jumper from the left block with 1:03 to play vs Saint Joseph's on Jan. 2

SOPHOMORE (2018-19)

- Appeared in three games, registering two points, two rebounds and an assist
- Brought home crowd to its feet with offensive rebound and putback while being fouled vs George Washington on Feb. 9
- Made collegiate debut vs Coppin State on Dec. 5, recording a rebound and assist

FRESHMAN (2017-18)

- Did not appear in a game

HIGH SCHOOL

- 2017 League MVP of New York's Catholic High Schools Athletic Association (CHSAA) A Division
- Averaged 20.5 points per game as a senior ... led team to CHSAA A Divisional Final
- Class A first-team All-State selection

PERSONAL

- Son of Frank and Stephanie Gaitley ... Mother Stephanie is head coach of the women's team at Fordham University and was head coach of the women's team at Richmond from 1985-91 (116-63 in 6 seasons)
- Older brother Dutch played at Temple and Monmouth and is currently an assistant coach for the Charlotte Hornets ... Older brother D.C. played in seven games for Fordham
- Born on June 23, 1998



WALK-ONS

CAREER STATS



#34 GABE ARIZIN
G | JR | 6'4" | 190
WEST CHESTER, PA
ST. JOSEPH'S PREP

				Field Goals		3-Point		F-Throws		Rebounds											Scoring	
SEASON	TEAM	GP-GS	MIN/AVG	FG-FGA	FG%	3FG-3FGA	3FG%	FT-FTA	FT%	OFF	DEF	TOT	AVG	PF-FO	A	TO	BLK	STL	PTS	AVG		
2019-20	UR	5-0	4/0.9	0-1	.000	0-0	.000	0-0	.000	1	2	3	0.6	0-0	0	0	0	0	0	0	0.0	
2020-21	UR	2-0	3/1.5	0-0	.000	0-0	.000	0-0	.000	0	0	0	0.0	0-0	0	0	0	0	0	0	0.0	
2021-22	UR	1-0	1/0.9	0-0	.000	0-0	.000	0-0	.000	0	1	1	1.0	0-0	0	0	0	0	0	0	0.0	
TOTAL		8-0	8/1.0	0-1	.000	0-0	.000	0-0	.000	1	3	4	0.5	0-0	0	0	0	0	0	0	0.0	

SOPHOMORE (2020-21)

- Appeared in two games (at Saint Joseph's, vs St. Mary's (MD) ... Did not register any stats in three minutes of playing time

FRESHMAN (2019-20)

- Appeared in five games, grabbing three rebounds and going 0-1 from the field in four minutes

HIGH SCHOOL

- Two-time captain at St. Joseph's Prep in Philadelphia

PERSONAL

- Son of Mike and Patricia
- Father Mike played basketball at William & Mary and La Salle ... At William & Mary, Arizin earned All-Southern Conference honors following his freshman and sophomore seasons ... His 35 points against Richmond on Dec. 11, 1973 remains the second-most ever by a William & Mary player in a game at Kaplan Arena ... Averaged 17.3 points and 7.5 rebounds in 54 games for the Tribe ... At La Salle, averaged 11.5 points in 1975-76 and led team in FG pct (49.6)
- Has a brother Luke and a half-brother Matt, who played baseball at Georgetown
- Grandfather Paul Arizin was inducted into the Naismith Memorial Basketball Hall of Fame in 1978 ... He was a 10-time NBA All-Star with the Philadelphia Warriors who twice led the league in scoring ... Missed two seasons in the prime of his career to serve with the Marines in the Korean War ... Third-leading scorer (16,266 points) in NBA history when he retired in 1962 rather than move with the Warriors to San Francisco ... Led nation in scoring (25.3 PPG) as a senior at Villanova in 1950 ... Had his No. 11 jersey retired by Villanova ... Inducted in College Basketball Hall of Fame in 2006 ... Member of inaugural class of Philadelphia Sports Hall of Fame (2004)
- Born on December 16, 2000
- Last name is pronounced "AIR-rizz-in"

CAREER STATS



#25 QUENTIN SOUTHALL
F | SO | 6'3" | 180
ALEXANDRIA, VA
GEORGETOWN PREP (MD)

				Field Goals		3-Point		F-Throws		Rebounds											Scoring	
SEASON	TEAM	GP-GS	MIN/AVG	FG-FGA	FG%	3FG-3FGA	3FG%	FT-FTA	FT%	OFF	DEF	TOT	AVG	PF-FO	A	TO	BLK	STL	PTS	AVG		
2020-21	UR	1-0	2/1.6	0-0	.000	0-0	.000	0-0	.000	0	0	0	0.0	0-0	0	0	0	0	0	0	0.0	
2021-22	UR	1-0	1/0.9	0-0	.000	0-0	.000	0-0	.000	0	0	0	0.0	0-0	0	0	0	0	0	0	0.0	
TOTAL		2-0	2/1.2	0-0	.000	0-0	.000	0-0	.000	0	0	0	0.0	0-0	0	0	0	0	0	0	0.0	

FRESHMAN (2020-21)

- Appeared in one game, playing final 1:38 vs St. Mary's (MD) ... Did not record any statistics

HIGH SCHOOL

- Attended Georgetown Prep in North Bethesda, Md.
- Team captain as a senior ... Averaged 8 points per game
- Honor Society member graduated with a 3.9 GPA

PERSONAL

- Son of Cornelius and Patricia
- Father Cornelius played defensive back for Notre Dame, winning a national championship in 1988 ... He served 27 years in the U.S. Secret Service and has provided protection for every President from Richard Nixon to Donald Trump
- Born on November 9, 2001

CAREER STATS



#32 LIAM WEAVER
G | FR | 6'2" | 190
KANSAS CITY, MO
PEMBROKE HILL

HIGH SCHOOL

- 2021 Missouri Class 4 All-State selection
- Selected to 2021 DiRenna All-Star team as one of top players in Kansas City
- 3-time All-District selection
- Led Pembroke to 13-1 record and district championship as a senior
- 2021 McDonald's All-American nominee
- 3-year team captain at Pembroke Hill School
- 3-time All-State, 3-time All-Region, 4-time All-District soccer player at Pembroke Hill
- 2019 Missouri State Defender of the Year in soccer
- Committed to Richmond in February 2021

PERSONAL

- Son of Michelle and Tim ... Father Tim ran track at Tulsa
- Has a younger sister Elizabeth
- Won multiple academic awards at Pembroke Hill and graduated in top 10 percent of his class
- Born on August 6, 2002



BOX SCORES (GAMES 5-8)

Official Basketball Box Score - Final															Game Time: 7:00 PM				
Hofstra at Richmond															Game Duration: 1:41				
11/20/21 Hofstra Center, Richmond															Attendance: 1,201				
2021-22 Men's Basketball															Officials: Mike Roberts, Lamar Simpson, Jenna Reneau				
Hofstra - 68															Record: 1-4				
NO. Name	Min	FG	3P	FT	Rebounds	Fouls	TP	AS	TO	ST	Blocks	BS	BA	+	Shooting By Period				
		M/A	M/A	M/A	OR DR TOT	PF FO									1st FG%	2nd FG%	3rd FG%	4th FG%	5th FG%
23 Kwon Cramer	F 31:33	7-11	0-0	1-3	2 6 8	1 2 15	2	1	1	1	1	1	1	1	34.5%	10-28	18-35	54.5%	
0 Darlstone Dubar	G 36:39	8-13	2-5	0-0	2 4 6	0 0 18	0	0	1	3	0	0	0	0	24.0%	2-4	50%		
3 Zach Cooks	G 36:51	7-15	3-6	1-1	0 1 1	0 2 18	2	0	0	0	0	0	0	0	40.0%	10-28	35.7%		
4 Aaron Estrada	G 29:47	2-9	0-1	0-0	0 2 2	1 2 4	4	3	2	0	1	1	1	1	28.6%	2-7	50%		
20 Jalen Ray	G 30:46	1-5	0-0	1-2	0 3 3	1 3 2	0	0	0	0	0	0	0	0	20.0%	2-4	50%		
1 Caleb Burgess	19:21	0-0	0-0	1-2	0 0 0	0 1 1	3	2	0	0	0	0	0	0	0.0%	0-2	0.0%		
15 Omar Silverio	11:44	3-6	2-4	1-2	1 2 3	0 1 9	0	0	1	0	0	0	0	0	50.0%	9-22	36.4%		
11 Jaquan Carlos	03:09	0-1	0-0	0-0	0 0 0	0 0 0	0	0	0	0	0	0	0	0	0.0%	4-8	50.0%		
Team					0 1 1	0 0 0	0	0	0	0	0	0	0	0					
Totals		28-61	8-22	4-8	6 18 24	4 9 68	13	6	5	4	3	13							
Technical Fouls:NONE															Dead Ball Rebounds: 2.0				
Richmond - 81															Record: 3-2				
NO. Name	Min	FG	3P	FT	Rebounds	Fouls	TP	AS	TO	ST	Blocks	BS	BA	+	Shooting By Period				
		M/A	M/A	M/A	OR DR TOT	PF FO									1st FG%	2nd FG%	3rd FG%	4th FG%	5th FG%
3 Tyler Burton	F 32:20	9-16	4-9	0-0	1 6 7	5 0 11	22	3	2	0	0	1	17		60.7%	17-29	60.7%		
4 Nathan Cayo	F 30:21	9-11	0-0	0-2	0 5 5	1 1 18	5	3	0	2	1	21			60.7%	17-29	60.7%		
33 Grant Golden	F 31:24	6-7	1-1	0-0	1 6 7	1 1 13	5	1	0	1	1	18			60.7%	17-29	60.7%		
00 Jacob Gilyard	G 38:40	5-10	2-3	1 3 4	0 1 17	6 2 0	0	0	0	0	0	14			60.7%	17-29	60.7%		
21 Isaiah Wilson	G 22:11	0-5	0-0	0 1 1	2 0 0	0 1 2	3	0	0	0	0	5			60.7%	17-29	60.7%		
13 Connor Crabtree	13:54	1-2	1-2	0-0	0 3 3	1 0 3	0	0	0	0	0	13			60.7%	17-29	60.7%		
5 Nick Sherod	13:33	2-4	1-3	0-0	1 1 2	0 0 5	0	1	0	0	0	8			60.7%	17-29	60.7%		
15 Matt Grace	08:47	0-1	0-0	0-0	1 1 2	2 0 0	0	1	0	0	0	1			60.7%	17-29	60.7%		
24 Dj Bailey	06:10	0-0	0-0	0 1 1	2 0 0	0 0 0	0	2	0	0	0	0			60.7%	17-29	60.7%		
2 Souleymane Koureissi	01:20	0-0	0-0	0 0 0	0 0 0	0 0 0	0	0	0	0	0	0			60.7%	17-29	60.7%		
11 Marcus Randolph	01:20	1-1	1-1	0-0	0 0 0	0 0 0	3	0	0	0	0	0			60.7%	17-29	60.7%		
Team					1 2 3	0 1 1	0	1	0	0	0	0							
Totals		33-57	12-29	2-5	6 29 35	9 4 81	26	12	3	3	4	13							
Technical Fouls:NONE															Dead Ball Rebounds: 3.0				
Biggest lead															HOF				
Best Scoring Run															RIC				
Lead Changes															1				
Times Tied															1				
Time with Lead															22:24				

Official Basketball Box Score - Final

Richmond at Maryland

11/20/21 Baha Mar Convention Center, Nassau

2021-22 Men's Basketball

Game Time: 7:00 PM

Game Duration: 2:08

Officials: Ray Nall, Antonio Petty, Paul Szabo

Richmond - 88

Record: 3-3

NO. Name	Min	FG	3P	FT	Rebounds	Fouls	TP	AS	TO	ST	Blocks	BS	BA	+/-	Shooting By Period			
		M/A	M/A	M/A	OR DR TOT	PF FO									1st FG%	2nd FG%	3rd FG%	
3 Tyler Burton	F 36:56	4-11	0-2	3-4	1 4 5	1 2 11	2	1	1	1	1	1	1	1	36.4%	5-11	45.5%	
4 Nathan Cayo	F 21:59	4-9	0-0	0-0	4 4 8	4 0 8	1	2	0	0	0	0	0	0	44.4%	0-2	0%	
33 Grant Golden	F 28:03	7-12	1-1	3-5	0 6 6	3 4 18	5	2	1	1	2	2			50.0%	12-30	40.0%	
00 Jacob Gilyard	G 37:49	4-9	3-8	3-5	0 3 3	2 2 14	4	4	3	0	0	0	-10		37.3%	3-11	27.3%	
21 Isaiah Wilson	G 27:29	3-7	0-1	3-6	0 2 2	3 4 9	2	0	0	0	1	3			42.9%	12-18	66.7%	
5 Nick Sherod	19:03	5-9	4-6	0-0	0 2 2	1 1 14	0	0	0	0	0	1	-5		55.6%	30-65	46.2%	
15 Matt Grace	15:11	2-6	0-4	0-0	0 2 2	3 0 4	2	1	0	0	0	0	-18		33.3%	8-22	36.4%	
13 Connor Crabtree	10:41	1-2	0-0	0-0	0 0 0	0 0 0	0	0	1	1	0	0	5		50.0%	12-30	60.0%	
24 Dj Bailey	02:49	0-0	0-0	0-0	0 0 0	0 0 0	0	0	0	0	0	0	-2					
Team					3 1 4	0 0 0	0	0	0	0	0	0						
Totals		30-65	9-22	12-20	8 24 32	18 13 80	14	11	7	2	5	16						

Dead Ball Rebounds: 4.0

Maryland - 86

Record: 5-1

NO. Name	Min	FG	3P	FT	Rebounds	Fouls	TP	AS	TO	ST	Blocks	BS	BA	+/-	Shooting By Period			
		M/A	M/A	M/A	OR DR TOT	PF FO									1st FG%	2nd FG%	3rd FG%	
24 Donita Scott	F 35:14	3-8	1-3	2-2	1 4 5	1 3 9	1	1	1	1	3	1	4		37.5%	11-31	35.5%	
33 Quodus Wahab	C 22:42	3-8	0-0	7-8	1 5 6	2 15 13	0	0	0	0	1	1	8		37.5%	7-8	87.5%	
4 Fatts Russell	G 29:12	5-10	1-5	4-6	1 3 4	3 4 15	6	5	2	0	0	1	14		50.0%	17-26	65.4%	
5 Eric Ayala	G 34:35	7-13	3-8	3-5	0 9 9	2 3 20	5	3	1	0	0	8			37.3%	7-13	53.8%	
13 Hakim Hart	G 36:50	9-9	4-5	4-4	0 2 2	0 2 24	3	0	4	0	0	0	16		55.6%	13-17	76.5%	
10 Julian Reese	17:05	1-3	0-0	0-0	2 4 6	2 1 2	0	4	0	0	1	6			33.3%	20-67	49.1%	
11 Xavier Green	09:36	0-1	0-0	0-0	1 2 3	1 0 0	0	1	0	0	0	0	-5		0.0%	10-23	43.5%	
23 Ian Martinez	14:46	1-5	1-2	0-0	0 1 1	2 0 3	1	1	1	0	0	0	9		20.0%	20-25	80.0%	
Team					1 0 1	0 0 0	0	0	0	0	0	0						
Totals		28-57	10-23	20-25	7 30 37	14 18 86	17	14	8	5	2	16						

Dead Ball Rebounds: 3.1

Technical Fouls:NONE

Technical Fouls:Coach 2nd 12:07

RCH		UMD		Points from		RCH		UMD		Period by Period Scoring			
Biggest lead	12 (1 st 1:54)	6 (2 nd 1:12)	Turnovers	19	12	1st	2nd	TOT					
Best Scoring Run	12 (1 st 1:54)	8 (2 nd 15:21)	Paint	40	34	RCH	41	39	80				
Lead Changes	11		Second Chance	6	11	UMD	32	54	86				
Times Tied	3		Fast Breaks	6	24								
Time with Lead	34:06	04:34	Bench	20	5								

BOX SCORES (GAMES 13-16)

Official Basketball Box Score - Final														
Bucknell at Richmond														
12/22/21 Robins Center, Richmond														
2021-22 Men's Basketball														
Officials: Lamar Simpson, Matt Potter, Clarence Moore														
Game Time: 4:00 PM Game Duration: 1:29 Attendance: 5,037														
Bucknell - 50														
Record: 9-9														
NO. Name	Min	FG	3P	FT	Rebounds	Fouls	TP	AS	TO	ST	Blocks	BS	BA	+
32 Jake van der Heijden	28:33	3-7	1-3	0-0	1 1 2 2 0	7	2	0	1	2	0	0	0	-20
40 Alex Timmerman	24:51	4-9	1-2	0-0	2 4 6 0 0	1	9	0	3	1	0	2	0	-10
5 Elvin Edmonds IV	27:56	2-7	1-5	0-0	0 2 2 0 0 0	5	2	4	1	0	1	0	1	-32
10 Andrew Funk	33:10	3-11	0-4	0-0	0 3 3 0 0 0	8	2	0	2	1	0	0	0	-32
21 Xander Rose	32:03	3-6	2-3	2-2	0 1 1 1 2	10	3	6	2	0	0	0	0	-29
3 Malachi Rhodes	05:31	2-3	0-1	0-0	1 1 2 1 0	4	0	0	0	0	0	0	0	-2
11 Josh Adoh	10:43	1-3	1-1	0-0	0 0 0 2 1	3	1	1	0	0	0	0	0	-1
13 Josh Bascoe	10:41	1-3	0-0	0-0	1 3 4 0 0	2	1	1	0	0	0	0	0	-1
23 Andre Screen	17:48	2-6	0-0	0-0	0 4 4 1 1	4	1	1	0	0	0	0	0	-24
1 Ian Motta	07:53	0-0	0-0	0-0	0 1 1 0 1	0	0	0	0	0	0	0	0	-2
12 Brock Newton	00:51	0-0	0-0	0-0	0 0 0 0 0	0	0	0	0	0	0	0	0	-2
Team					0 3 3	0	0	0	0	0	0	0	0	
Totals	21:55	6-19	2-2	2	5 23 7 6	50	12	16	7	3	3	3	3	-31
Technical Fouls: NONE														
Shooting By Period														
1st FG%	11-25	44.0%												
3PT%	4-9	44.4%												
FT%	0-0	0%												
2nd FG%	10-30	33.3%												
3PT%	2-10	20.0%												
FT%	2-2	100%												
GM FG%	21-55	38.2%												
3PT%	6-19	31.6%												
FT%	2-2	100.0%												
Dead Ball Rebounds: 0														
Richmond - 81														
Record: 9-4														
NO. Name	Min	FG	3P	FT	Rebounds	Fouls	TP	AS	TO	ST	Blocks	BS	BA	+
3 Tyler Burton	30:03	7-11	1-3	0-0	3 4 7 0 2	15	2	1	1	1	1	1	1	28
4 Nathan Cayo	14:57	4-7	0-0	1-2	0 1 0 1 1	9	0	3	2	0	1	0	1	7
33 Grant Golden	27:33	10-12	2-3	0-0	2 8 10 1 0	22	3	3	1	0	2	1	0	27
00 Jacob Gilyard	34:48	1-5	0-4	0-0	0 5 5 0 0	2	11	0	5	0	0	0	0	28
21 Isaiah Wilson	19:36	0-2	0-0	1-1	2 1 1 1 0	1	0	1	0	0	0	0	0	9
5 Nick Sherod	19:08	5-14	5-11	0-0	0 2 0 1 0	15	0	1	0	0	1	0	1	12
15 Matt Grace	10:21	1-3	0-1	2-2	0 2 0 1 1	4	0	0	1	1	0	0	0	2
12 Souleymane Kouneissi	08:37	1-2	0-0	0-0	1 0 1 0 0	2	2	1	0	0	0	0	0	9
13 Connor Crabtree	11:09	2-4	1-3	0-0	0 4 4 1 0	5	2	0	1	0	0	0	0	12
24 Dji Bailey	09:17	1-2	0-1	1-2	0 0 0 0 2	3	0	0	0	0	0	0	0	1
22 Andre Gustavson	09:01	1-1	0-0	0-0	2 2 2 1 0	2	1	0	0	0	0	0	0	10
11 Marcus Randolph	02:06	1-1	0-0	0-0	0 0 0 0 0	0	2	0	0	0	0	0	0	2
10 Sullivan Kujjo	00:51	0-0	0-0	0-0	0 0 0 0 0	0	0	0	0	0	0	0	0	2
25 Quentin Southall	00:51	0-0	0-0	0-0	0 0 0 0 0	0	0	0	0	0	0	0	0	2
31 Jordan Galtley	00:51	0-0	0-0	0-0	0 0 0 0 0	0	0	0	0	0	0	0	0	2
34 Gabe Arizin	00:51	0-0	0-0	0-0	0 1 1 0 0	0	0	0	0	0	0	0	0	2
Team					1 1 2	0	0	0	0	0	0	0	0	
Totals	34:04	9-28	4-6	8	29 37 6 7	81	22	8	14	3	3	3	3	-31
Technical Fouls: NONE														
Shooting By Period														
1st FG%	15-31	48.4%												
3PT%	3-14	21.4%												
FT%	4-6	66.7%												
2nd FG%	19-33	57.6%												
3PT%	6-14	42.9%												
FT%	0-0	0%												
GM FG%	34-64	53.1%												
3PT%	9-28	32.1%												
FT%	4-6	66.7%												
Dead Ball Rebounds: 1														
Biggest lead														
4 (1st 13:11) 33 (2nd 1:26)														
Best Scoring Run														
4 (1st 18:43) 13 (2nd 4:31)														
Lead Changes														
4														
Times Tied														
3														
Time with Lead														
08:04 30:13														
Points from Turnovers														
BUCK 24 42														
Second Chance														
6 12														
Fast Breaks														
4 13														
Bench														
13 33														
Period by Period Scoring														
1st 2nd TOT														
BUCK 26 24 50														
RICH 37 44 81														
LIVESTATS														

Official Basketball Box Score - Final
Saint Joseph's at Richmond
12/20/21 Robins Center, Richmond
2021-22 Men's Basketball

Game Time: 7:00 PM
Game Duration: 1:55
Attendance: 5,003

Officials: Ted Valentino, Bert Smith, Brett Smith

Saint Joseph's - 83

Record: 7-5 (1-0)

NO. Name	Min	FG	3P	FT	Rebounds	Fouls	TP	AS	TO	ST	Blocks	BS	BA	+
		M-A	M-A	M-A	OR DR TOT	PF FO								
22 Jordan Hall	F 34:28	4-10	1-3	4-6	2 6 8 1 3	13	8	4	2	0	1	0	1	37
33 Taylor Funk	F 36:49	5-10	2-6	6-7	2 5 7 2 2	18	0	0	0	0	0	0	0	33
50 Ejike Obinna	G 33:31	6-11	0-0	1-2	1 13 14 3 3	13	1	4	0	2	1	0	1	34
2 Erik Reynolds II	G 28:40	7-12	3-6	0-0	0 4 4 2 0	17	1	3	0	0	0	0	0	20
3 Cameron Brown	G 34:11	7-11	1-4	1-2	1 10 11 2 3	16	2	1	0	1	0	1	0	33
1 Dahmir Bishop	07:34	0-0	0-0	0-0	0 1 1 0 0	0	0	2	0	0	0	0	0	-6
24 Jack Forrest	15:42	2-5	1-2	1-2	0 3 3 1 2	6	0	0	0	0	0	0	0	-4
32 Charles Coleman	05:49	0-0	0-0	0-0	0 0 0 0 0	0	0	0	0	0	0	0	0	-1
0 Kacper Klaczek	03:16	0-1	0-1	0-0	0 0 0 0 0	0	0	0	0	0	0	0	0	-6
Team					1 2 3	0								0
Totals		31-60	8-22	13-19	7 44 51	11 13 23	12	15	2	1	3	0	2	27

Shooting By Period		
1st	FG%	15-31 48.4%
2nd	FG%	16-29 55.2%
3rd	FG%	3-11 27.3%
4th	FG%	5-6 83.3%
FT%	5-6 83.3%	
3PT%	3-11 27.3%	
GM FG%	31-60 51.7%	
3PT%	8-22 36.4%	
FT%	13-19 68.4%	

Dead Ball Rebounds: 2-0

Technical Fouls: Reynolds II 2nd 2-23

Richmond - 56

Record: 9-5 (0-1)

NO. Name	Min	FG	3P	FT	Rebounds	Fouls	TP	AS	TO	ST	Blocks	BS	BA	+
		M-A	M-A	M-A	OR DR TOT	PF FO								
3 Tyler Burton	F 30:23	3-10	1-6	4-4	2 4 6 1 3	11	0	1	1	0	0	0	0	-37
4 Nathan Cayo	F 20:33	2-5	0-0	0-0	2 0 2 1 1	4	1	0	1	0	1	0	1	0
30 Erik Golden	F 25:49	5-17	2-7	2-2	0 7 7 0 1	14	3	1	0	0	2	2	2	-21
20 Jacob Gilyard	G 35:52	2-10	0-3	0-0	0 4 4 1 0	4	6	1	4	0	0	0	0	-27
10 Isaiah Wilson	G 19:49	2-5	0-1	1-2	0 0 0 1 4	5	0	0	0	3	0	0	0	-18
5 Nick Sherod	21:09	2-9	2-7	2-2	2 0 2 2 2	8	0	0	0	0	0	0	1	-24
15 Matt Grace	13:36	2-9	1-6	0-0	1 2 3 0 1	5	0	0	0	2	0	0	0	-5
13 Connor Crabtree	11:07	0-4	0-3	0-0	0 3 3 1 0	0	0	0	0	0	0	0	0	-9
22 Andre Gustavson	08:54	1-1	0-0	0-0	0 2 2 0 0	2	0	1	0	0	0	0	0	-1
24 Dji Bailey	12:48	1-2	0-0	1-2	0 1 1 2 1	3	0	0	1	1	0	0	0	-12
Team					3 2 5	0								0
Totals		20-72	6-33	10-12	10 26 36	15 10 56	10	5	9	3	3	0	2	27

Shooting By Period		
1st	FG%	12-33 36.4%
2nd	FG%	8-39 20.5%
3rd	FG%	3-20 15.0%
4th	FG%	5-6 83.3%
FT%	5-6 83.3%	
3PT%	2-7 27.8%	
GM FG%	30-72 41.7%	
3PT%	6-33 18.2%	
FT%	10-12 83.3%	

Dead Ball Rebounds: 0-0

Technical Fouls: Gilyard 2nd 11:40 Bailey 2nd 2-23

	SJU	RIC	Points from Turnovers	SJU	RIC	Period by Period Scoring
			1st	2nd	TOT	
Biggest lead	28 (2 nd 9:49)	5 (1 st 5:47)	34	22		
Best Scoring Run	9 (2 nd 13:36)	7 (1 st 6:41)	5	6		
Lead Changes	6		38	45	83	
Times Tied	2		32	24	56	
Time with Lead	32:58	05:23				

LIVESTATS
BRUNNEN SPORT

BOX SCORES (GAMES 17-20)

Official Basketball Box Score - Final
Davidson at Richmond
01/14/22 Robins Center, Richmond
2021-22 Men's Basketball

Game Time: 9:00 PM
Game Duration: 2:04
Attendance: 6,471

Davidson - 87

Record: 14-2 (4-0)

Officials: Ron Groover, Pat Driscoll, Bert Smith



NO.	Name	Min	FG M-A	3P M-A	FT M-A	Rebounds OR DR TOT	Fouls PF FD	TP	AS	TO	ST	Blocks BS BA	+/-
3	Sam Mennenga	F 23:35	1-2	0-0	1-2	4 4 8	1 2 3	2	2	0	0	0	-7
35	Luka Brakjovic	F 32:47	5-9	1-2	2-2	4 7 11	2 1 3	5	3	0	0	0	14
0	Foster Loyer	G 33:23	5-14	1-7	5-5	0 7 7	4 4 16	5	2	1	0	2	7
1	Hyunjung Lee	G 35:09	7-12	2-5	3-3	2 6 8	1 5 19	2	6	2	0	0	6
13	Michael Jones	G 31:38	9-12	8-9	3-4	1 3 4	1 3 3	29	1	0	0	0	12
4	Desmond Watson	15:06	1-4	1-4	0-0	0 0 0	0 1 3	1	2	0	0	0	-13
5	Grant Huffman	13:14	2-2	0-0	0-0	0 0 0	1 0 4	0	0	0	0	0	-1
32	Nelson Boachie-Yiadom	15:08	0-1	0-0	0-0	0 0 0	2 0 0	2	0	0	1	0	-3
Team						1 0 1	0	1					
Totals		30:56	13-27	14-16	12-27	39	12 16	87	18	16	3	1	2 3
Technical Fouls: NONE													

Richmond - 84

Record: 10-7 (1-3)

NO.	Name	Min	FG M-A	3P M-A	FT M-A	Rebounds OR DR TOT	Fouls PF FD	TP	AS	TO	ST	Blocks BS BA	+/-
3	Tyler Burton	F 30:49	2-9	2-4	3-4	2 1 3	2 2 9	0	0	2	1	1	-3
4	Nathan Cayo	F 22:32	4-5	0-0	0-0	3 1 4	2 0 8	0	0	1	0	0	-7
33	Grant Golden	F 27:45	4-13	0-4	4-4	1 4 5	1 3 12	4	3	1	0	0	-16
00	Jacob Gilyard	G 38:11	8-13	5-9	7-9	0 4 4	1 4 28	5	0	3	0	0	-2
21	Isaiah Wilson	G 10:52	0-1	0-1	0-0	0 0 0	3 0 0	1	0	0	0	0	-8
5	Nick Sherod	25:03	7-12	5-10	1-1	0 2 2	3 2 20	0	0	0	0	0	5
15	Matt Grace	11:55	0-3	0-2	0-0	0 0 0	0 0 0	0	0	0	0	0	11
22	Andre Gustavson	29:28	2-4	0-2	1-2	0 1 1	3 1 5	1	0	2	1	0	7
13	Connor Crabtree	03:25	1-1	0-0	0-0	0 0 0	1 0 2	0	2	0	0	0	-2
Team						2 1 3	0	0					
Totals		28:61	12-32	16-20	8 14	22	16 12	84	11	5	9	2	1 -3
Technical Fouls: NONE													

	DAV	RICH	Points from	DAV	RICH	Period by Period Scoring
Biggest lead	14 (1 st 14:52)	6 (2 nd 13:51)	Turnovers	9	21	1st 2nd TOT
Best Scoring Run	14 (1 st 14:52)	13 (1 st 11:38)	Paint	28	24	DAV 47 40 87
Lead Changes	4		Second Chance	11	9	
Times Tied	9		Fast Breaks	9	11	
Time with Lead	24:46	11:44	Bench	7	27	RICH 39 45 84



SPIDERS SEASON RANKS

TEAM RANKS

Statistic	National Rank	Conference Rank	Value
3-pt Field Goal Attempts (350 ranked)	36	1	445
Assist Turnover Ratio (350 ranked)	4	1	1.71
Assists Per Game (350 ranked)	27	2	16.5
Blocked Shots Per Game (350 ranked)	304	14	2.2
Defensive Rebounds per Game (350 ranked)	224	10	24.94
Fewest Fouls (350 ranked)	92	7	240
Fewest Turnovers (350 ranked)	32	3	164
Field-Goal Percentage (350 ranked)	124	6	45.3
Field-Goal Percentage Defense (350 ranked)	275	12	44.9
Free Throw Attempts (350 ranked)	179	6	278
Free Throws Made (350 ranked)	181	6	193
Free-Throw Percentage (350 ranked)	220	10	69.4
Offensive Rebounds Per Game (350 ranked)	328	13	7.59
Personal Fouls Per Game (350 ranked)	25	2	14.1
Rebound Margin (350 ranked)	320	13	-4.4
Scoring Defense (350 ranked)	251	12	71.8
Scoring Margin (350 ranked)	201	9	2.6
Scoring Offense (350 ranked)	126	4	74.4
Steals Per Game (350 ranked)	58	2	8.2
Three Pt FG Defense (350 ranked)	306	11	36.1
Three-Point Field Goals Per Game (350 ranked)	51	4	9.2
Three-Point Field-Goal Percentage (350 ranked)	109	6	35.1
Total 3-point FGM (349 ranked)	39	3	156
Total Assists (350 ranked)	24	1	280
Total Blocks (350 ranked)	280	13	38
Total Rebounds (350 ranked)	213	3	553
Total Rebounds Per Game (350 ranked)	309	14	32.53
Total Steals (350 ranked)	44	1	139
Turnover Margin (348 ranked)	37	1	3.5
Turnovers Forced (350 ranked)	181	6	13.12
Turnovers Per Game (350 ranked)	10	1	9.6
Won-Lost Percentage (349 ranked)	142	8	58.8

INDIVIDUAL RANKS

Statistic	Player	National Rank	Conference Rank	Value
3-pt Field Goal Attempts (348 ranked)	Jacob Gilyard	67	1	113
	Nick Sherod	184	8	94
	Tyler Burton	261	12	87
Assist Turnover Ratio (349 ranked)	Jacob Gilyard	6	1	3.52
	Grant Golden	246	13	1.51
Assists Per Game (350 ranked)	Jacob Gilyard	9	3	6.4
	Grant Golden	221	11	3.5
Blocked Shots Per Game (350 ranked)				
Defensive Rebounds per Game (349 ranked)	Tyler Burton	92	6	5.71
	Grant Golden	135	10	5.35
Double Doubles (190 ranked)	Tyler Burton	116	6	3
	Jacob Gilyard	190	14	2
	Grant Golden	190	14	2
Field-Goal Percentage (331 ranked)	Grant Golden	73	4	52.2
	Tyler Burton	103	7	50.0
Free Throw Attempts (348 ranked)	Tyler Burton	71	2	81
Free Throws Made (349 ranked)	Tyler Burton	68	2	65
Free-Throw Percentage (350 ranked)	Tyler Burton	158	8	80.2
Minutes Per Game (350 ranked)	Jacob Gilyard	10	4	37:19
	Tyler Burton	286	19	31:56
Offensive Rebounds Per Game (345 ranked)				
Points Per Game (350 ranked)	Tyler Burton	77	1	17.6
	Grant Golden	216	13	15.2
Rebounds Per Game (347 ranked)	Tyler Burton	137	7	7.4
	Grant Golden	308	21	6.2
Steals Per Game (348 ranked)	Jacob Gilyard	1	1	3.47
Three-Point Field Goals Per Game (344 ranked)	Tyler Burton	215	13	2.18
	Jacob Gilyard	215	13	2.18
	Nick Sherod	280	16	2.00
Three-Point Field-Goal Percentage (117 ranked)				
Total 3-point FGM (338 ranked)	Tyler Burton	149	7	37
	Jacob Gilyard	149	7	37
	Nick Sherod	205	10	34
Total Assists (338 ranked)	Jacob Gilyard	6	2	109
	Grant Golden	160	6	59
Total Blocks (349 ranked)				
Total Field Goal Attempts (350 ranked)	Grant Golden	112	3	205
	Tyler Burton	150	5	198
Total Field Goals Made (350 ranked)	Grant Golden	54	1	107
	Tyler Burton	85	2	99
Total Minutes (350 ranked)	Jacob Gilyard	11	1	634:26
	Tyler Burton	132	3	542:59
Total Points (344 ranked)	Tyler Burton	47	1	300
	Grant Golden	131	4	258
Total Rebounds (338 ranked)	Tyler Burton	86	2	125
	Grant Golden	222	8	105
Total Steals (312 ranked)	Jacob Gilyard	1	1	59
Triple Doubles (1 ranked)				



SPIDERS ATLANTIC 10 STATS

Game Records

Record	Overall	Home	Away	Neutral
ALL GAMES	1-3	1-2	0-1	0-0
CONFERENCE	1-3	1-2	0-1	0-0
NON-CONFERENCE	0-0	0-0	0-0	0-0

Score by Periods

Team	1st	2nd	OT	TOT
Richmond	152	137	0	289
Opponents	152	166	0	318

Team Box Score

No.	Player				Total		3-Point		F-Throw		Rebounds													
		GP-GS	MIN	AVG	FG-FGA	FG%	3FG-3FGA	3FG%	FT-FTA	FT%	OFF	DEF	TOT	AVG	PF	DQ	A	TO	BLK	STL	PTS	AVG		
00	GILYARD, Jacob	4-4	148:14	37.1	20-47	.426	8-24	.333	13-15	.867	3	12	15	3.8	7	0	25	6	0	15	61	15.3		
3	BURTON, Tyler	4-4	128:31	32.1	15-43	.349	6-18	.333	20-23	.870	9	25	34	8.5	7	0	3	4	1	7	56	14.0		
33	GOLDEN, Grant	4-4	111:19	27.8	18-51	.353	3-14	.214	8-12	.667	3	24	27	6.8	6	0	13	10	2	1	47	11.8		
5	SHEROD, Nick	4-0	73:49	18.5	14-32	.438	9-24	.375	3-3	1.000	2	5	7	1.8	7	0	0	0	0	1	40	10.0		
4	CAYO, Nathan	4-4	102:31	25.6	16-28	.571	0-0	.000	0-2	.000	11	8	19	4.8	6	0	6	2	1	3	32	8.0		
15	GRACE, Matt	4-0	49:02	12.3	5-21	.238	3-15	.200	1-2	.500	1	5	6	1.5	4	0	2	0	2	0	14	3.5		
21	WILSON, Isaiah	4-4	79:28	19.9	5-15	.333	0-3	.000	4-6	.667	2	3	5	1.3	10	0	5	5	0	4	14	3.5		
22	GUSTAVSON, Andre	4-0	55:27	13.9	5-8	.625	2-4	.500	1-2	.500	0	6	6	1.5	3	0	2	2	1	4	13	3.3		
13	CRABTREE, Connor	4-0	33:10	8.3	4-9	.444	1-5	.200	0-0	.000	0	4	4	1.0	3	0	1	2	0	0	9	2.3		
24	BAILEY, Dji	3-0	18:28	6.2	1-2	.500	0-0	.000	1-2	.500	0	2	2	0.7	4	0	0	3	0	1	3	1.0		
Team											8	4	12											
Total		4	800		103-256	.402	32-107	.299	51-67	.761	39	98	137	34.3	57	0	57	34	7	36	289	72.3		
Opponents		4	800		116-243	.477	37-88	.420	49-65	.754	40	121	161	40.3	54	1	52	55	9	20	318	79.5		

Team Statistics

	UR	OPP
Scoring	289	318
Points per game	72.3	79.5
Scoring margin	-7.3	-
Field goals-att	103-256	116-243
Field goal pct	.402	.477
3 point fg-att	32-107	37-88
3-point FG pct	.299	.420
3-pt FG made per game	8.0	9.3
Free throws-att	51-67	49-65
Free throw pct	.761	.754
F-Throws made per game	12.8	12.3
Rebounds	137	161
Rebounds per game	34.3	40.3
Rebounding margin	-6.0	-
Assists	57	52
Assists per game	14.3	13.0
Turnovers	34	55
Turnovers per game	8.5	13.8
Turnover margin	+5.3	-
Assist/turnover ratio	1.7	0.9
Steals	36	20
Steals per game	9.0	5.0
Blocks	7	9
Blocks per game	1.8	2.3
Winning streak	0	-
Home win streak	0	-
Attendance	16478	4825
Home games-Avg/Game	3-5493	1-4825
Neutral site-Avg/Game	-	0-0

Team Results

Date	Opponent		Score	Att.
12/30/2021	Saint Joseph's	L	56-83	5003
01/02/2022	at Saint Louis	L	69-76	4825
01/05/2022	Massachusetts	W	80-72	5004
01/14/2022	Davidson	L	84-87	6471



SPIDERS STATS

Game Records

Record	Overall	Home	Away	Neutral
ALL GAMES	10-7	7-2	2-2	1-3
CONFERENCE	1-3	1-2	0-1	0-0
NON-CONFERENCE	9-4	6-0	2-1	1-3

Score by Periods

Team	1st	2nd	OT	TOT
Richmond	617	643	5	1265
Opponents	590	614	16	1220

Team Box Score

No.	Player				Total		3-Point		F-Throw		Rebounds											
		GP-GS	MIN	AVG	FG-FGA	FG%	3FG-3FGA	3FG%	FT-FTA	FT%	OFF	DEF	TOT	AVG	PF	DQ	A	TO	BLK	STL	PTS	AVG
3	BURTON, Tyler	17-17	542:59	31.9	99-198	.500	37-87	.425	65-81	.802	28	97	125	7.4	26	0	14	22	10	19	300	17.6
33	GOLDEN, Grant	17-17	476:34	28.0	107-205	.522	19-50	.380	25-40	.625	14	91	105	6.2	32	0	59	39	10	8	258	15.2
00	GILYARD, Jacob	17-17	634:26	37.3	61-166	.367	37-113	.327	37-45	.822	9	55	64	3.8	23	0	109	31	0	59	196	11.5
4	CAYO, Nathan	17-17	436:31	25.7	59-109	.541	0-0	.000	18-37	.486	29	47	76	4.5	35	1	35	18	7	8	136	8.0
5	SHEROD, Nick	17-2	300:34	17.7	44-129	.341	34-94	.362	10-13	.769	6	33	39	2.3	18	0	5	3	0	8	132	7.8
21	WILSON, Isaiah	17-15	385:42	22.7	22-62	.355	7-24	.292	16-27	.593	7	23	30	1.8	44	1	18	22	0	15	67	3.9
15	GRACE, Matt	17-0	211:57	12.5	22-59	.373	12-41	.293	7-10	.700	6	20	26	1.5	22	0	16	7	8	7	63	3.7
13	CRABTREE, Connor	17-0	176:53	10.4	20-39	.513	7-22	.318	1-2	.500	4	23	27	1.6	13	0	13	3	1	5	48	2.8
24	BAILEY, Dji	14-0	117:07	8.4	12-20	.600	0-5	.000	6-10	.600	4	7	11	0.8	11	0	4	6	1	5	30	2.1
22	GUSTAVSON, Andre	8-0	76:16	9.5	6-11	.545	2-5	.400	3-4	.750	0	8	8	1.0	6	0	3	3	1	4	17	2.1
11	RANDOLPH, Marcus	3-0	09:08	3.0	2-2	1.000	1-1	1.000	0-0	.000	0	0	0	0.0	1	0	0	0	0	0	5	1.7
2	KOUREISSI, Souleymane	10-0	49:28	4.9	4-11	.364	0-3	.000	5-7	.714	2	3	5	0.5	7	0	3	7	0	1	13	1.3
25	SOUTHALL, Quentin	1-0	00:51	0.9	0-0	.000	0-0	.000	0-0	.000	0	0	0	0.0	0	0	0	0	0	0	0	0.0
31	GAITLEY, Jordan	2-0	02:29	1.2	0-0	.000	0-0	.000	0-1	.000	0	1	1	0.5	1	0	0	0	0	0	0	0.0
34	ARIZIN, Gabe	1-0	00:51	0.9	0-0	.000	0-0	.000	0-0	.000	0	1	1	1.0	0	0	0	0	0	0	0	0.0
10	KULJU, Sullivan	2-0	03:13	1.6	0-0	.000	0-0	.000	0-1	.000	1	0	1	0.5	1	0	1	0	0	0	0	0.0
Team											19	15	34					3				
Total		17	3425		458-1011	.453	156-445	.351	193-278	.694	129	424	553	32.5	240	2	280	164	38	139	1265	74.4
Opponents		17	3425		453-1009	.449	132-366	.361	182-258	.705	167	461	628	36.9	241	6	214	223	41	97	1220	71.8

Team Statistics

	UR	OPP
Scoring	1265	1220
Points per game	74.4	71.8
Scoring margin	+2.6	-
Field goals-att	458-1011	453-1009
Field goal pct	.453	.449
3 point fg-att	156-445	132-366
3-point FG pct	.351	.361
3-pt FG made per game	9.2	7.8
Free throws-att	193-278	182-258
Free throw pct	.694	.705
F-Throws made per game	11.4	10.7
Rebounds	553	628
Rebounds per game	32.5	36.9
Rebounding margin	-4.4	-
Assists	280	214
Assists per game	16.5	12.6
Turnovers	164	223
Turnovers per game	9.6	13.1
Turnover margin	+3.5	-
Assist/turnover ratio	1.7	1.0
Steals	139	97
Steals per game	8.2	5.7
Blocks	38	41
Blocks per game	2.2	2.4
Winning streak	0	-
Home win streak	0	-
Attendance	51886	12085
Home games-Avg/Game	9-5765	4-3021
Neutral site-Avg/Game	-	4-1244

Team Results

Date	Opponent		Score	Att.
11/09/2021	N.C. Central	W	70-60	6173
11/12/2021	vs Utah St.	L	74-85	3800
11/16/2021	Georgia St.	W	94-78	5521
11/20/2021	at Drake	L	70-73	3347
11/22/2021	Hofstra	W	81-68	5201
11/25/2021	vs Maryland	L	80-86	0
11/27/2021	vs Mississippi St.	Lot	71-82	1175
12/01/2021	at Wofford	W	73-64	1576
12/05/2021	at UNI	W	60-52	2337
12/11/2021	Toledo	W	72-69	6592
12/17/2021	vs NC State	W	83-74	0
12/19/2021	Old Dominion	W	67-61	6884
12/22/2021	Bucknell	W	81-50	5037
12/30/2021	Saint Joseph's	L	56-83	5003
01/02/2022	at Saint Louis	L	69-76	4825
01/05/2022	Massachusetts	W	80-72	5004
01/14/2022	Davidson	L	84-87	6471



SPEED CHART



#0 JACOB GILYARD
G | GR | 5'9" | 160 | KANSAS CITY, MO

PTS	REB	AST	STL	MIN
11.5	3.8	6.4	3.5	37.3

- 28 pts vs Davidson (his most since Jan. 25, 2020 vs Dayton - 29)
- 417 career steals are most in D-I history, broke record 12/5/21 at Northern Iowa
- Leads D-I with 3.5 steals per game (led D-I in steals each of last 2 seasons)
- 9th in D-I in Ast PG (6.4) and 6th in Ast-TO ratio (3.52)
- Richmond's career leader in Ast, steals, 3-pts; 7th in points scored

CAREER HIGHS		LAST GAME	
PTS	REB	PTS	REB
31	9	28	4
AST	STL	AST	STL
11	7	5	3



#3 TYLER BURTON
F | JR | 6'7" | 215 | UXBRIDGE, MA

PTS	REB	AST	BLK	MIN
17.6	7.4	0.8	0.6	31.9

- Leads A-10 in scoring (17.6 PPG), ranks 7th in rebounding (7.6 RPG)
- Double-double in 2 of last 3 games and 3 of last 6 games
- Named A-10 Player of the Week on 12/20 (22.5 PPG, 9 RPG vs NCST/ODU)
- 8 Pts, team-high 9 Reb in 15 mins at Fordham on Feb. 8, 2020
- Career-high 30 Pts at Drake (most by Spider since 11/21/18)

CAREER HIGHS		LAST GAME	
PTS	REB	PTS	REB
30	13	9	3
AST	BLK	AST	BLK
3	3	0	1



#4 NATHAN CAYO
F | GR | 6'7" | 225 | MONTREAL, QUEBEC

PTS	REB	AST	BLK	MIN
8.0	4.5	2.1	0.4	25.7

- Tied game at 84 with offensive tip-in with 11 seconds left vs Davidson
- 9.2 PPG, 58% FGs last 13 gms (4.3 PPG, 32% FGs 1st 4 gms)
- 2 And-1's in final 3 min vs ODU led to tight win (his only 2 FGs of game)
- 54.8 career FG pct is 4th highest in Spiders history
- 1,183 career points are 35th most in Spiders history

CAREER HIGHS		LAST GAME	
PTS	REB	PTS	REB
25	11	8	4
AST	BLK	AST	BLK
6	4	0	0



#5 NICK SHEROD
G | GR | 6'4" | 220 | RICHMOND, VA

PTS	REB	AST	STL	MIN
7.8	2.3	0.3	0.5	17.7

- Season-high 20 pts vs Davidson (his most since Feb. 15, 2020 vs VCU - 23)
- 12-21 FG, 32 points over last 2 games (2nd most points on team)
- Scored all 12 of his points vs UMass in 1st half
- Made final 5 3pt FG attempts vs Bucknell (missed first 6)
- 221 3pt FGs are 7th most in program history

CAREER HIGHS		LAST GAME	
PTS	REB	PTS	REB
32	14	20	2
AST	STL	AST	STL
7	4	0	0



#13 CONNOR CRABTREE
G | JR | 6'6" | 200 | HILLSBOROUGH, NC

PTS	REB	AST	STL	MIN
2.8	1.6	0.8	0.3	10.4

- 0 Ast, 2 TO last game (13 Ast, 1 TO in first 16 games this season)
- Richmond Times-Dispatch: "Richmond's MVP in so many situations ..."
- Missed final 15 games last season with fractured right foot
- Sat out 2019-20 season after transferring from Tulane
- 7.1 PPG as freshman for Tulane in 2018-19 (started 15 of final 16 gms)

CAREER HIGHS		LAST GAME	
PTS	REB	PTS	REB
23	6	2	0
AST	STL	AST	STL
3	5	0	0



#15 MATT GRACE
F | SR | 6'9" | 230 | HAMILTON, ONTARIO

PTS	REB	AST	BLK	MIN
3.7	1.5	0.9	0.5	12.5

- Sealed win vs NC State with block of Dereon Seabron with 23 secs left
- Scored 14 pts in 13 mins off bench vs Georgia St (4-5 3pt FG)
- 2021 NIT: 12.0 PPG, 9-12 FG, 3 Ast, 2 Stl, 0 TO (1st 2 career starts)
- 19 Ast, 4 TO last yr (highest Ast-TO ratio [4.75] in team history, min. 10 Ast)
- 38.9 3pt FG pct led team among players with 20 3pt FG attempts last yr

CAREER HIGHS		LAST GAME	
PTS	REB	PTS	REB
16	4	0	0
AST	BLK	AST	BLK
4	2	0	0



#21 ISAIAH WILSON
G | SO | 6'0" | 165 | PITTSBURGH, PA

PTS	REB	AST	STL	MIN
3.9	1.8	1.1	0.9	22.7

- Held Bucknell's Andrew Funk, averaging 18.3 PPG, to 6 Pts & 3-11 FGs
- Held Toledo's Ryan Rollins, averaging 20.9 PPG, to 5 Pts & 2-12 FGs
- Held UNI's A.J. Green, coming off consec 30-pt gms, to 6 pts (2-12 FGs)
- Made 1st start of season vs Georgia St & tied career high w 10 pts
- No. 5 recruit in PA, No. 35 PG recruit nationally in 2020 via 247sports.com

CAREER HIGHS		LAST GAME	
PTS	REB	PTS	REB
10	6	0	0
AST	STL	AST	STL
2	3	1	0



#22 ANDRE GUSTAVSON
G | SR | 6'5" | 205 | HELSINKI, FINLAND

PTS	REB	AST	STL	MIN
2.1	1.0	0.4	0.5	9.5

- Played season-high 30 min vs Davidson (6.3 mins PG 1st 7 gms this yr)
- Made pair of corner 3-pts in 1st half vs UMass
- Missed 1st 9 games of season recovering from offseason hip/groin surgery
- 26 career starts; ranked 6th on team with 17.1 mins pg last yr
- Last name is pronounced GOOS-tahv-sun (first syllable like the bird)

CAREER HIGHS		LAST GAME	
PTS	REB	PTS	REB
13	7	5	1
AST	STL	AST	STL
10	5	1	2



#24 DJI BAILEY
G | SO | 6'5" | 180 | WILSON, NC

PTS	REB	AST	STL	MIN
2.1	0.8	0.3	0.4	8.4

- 2 FT, block, charge taken, Reb in 1st 2 mins of playing time vs ODU
- Missed 3 games with foot/ankle injuries this year (Davidson, Toledo, Drake)
- Career highs in points (10) & mins (19) vs Miss St at Bahamas Championship
- 2nd on tm in steals/40 (3.0), 3rd in Reb/40 (7.2) last season (min. 10 mins)
- Former Wake Forest commit switched after departure of Danny Manning

CAREER HIGHS		LAST GAME	
PTS	REB	PTS	REB
10	5	--	--
AST	STL	AST	STL
2	2	--	--



#33 GRANT GOLDEN
F | GR | 6'10" | 255 | WINCHESTER, VA

PTS	REB	AST	BLK	MIN
15.2	6.2	3.5	0.6	28.0

- Needs 3 pts to become 4th Spider with 2,000 career points
- 141 career games are most in school history
- Ranks in top 10 in UR history in Pts (4th), Reb (3rd), Ast (5th), & Blocks (8th)
- Named MVP of UR's win vs NC State at Basketball HOF Shootout (19 Pts, 7 Reb)
- Preseason First Team All-Atlantic 10 selection for 2nd time in career (2018)

CAREER HIGHS		LAST GAME	
PTS	REB	PTS	REB
33	12	12	5
AST	BLK	AST	BLK
8	6	4	0

