

RICHMOND SPIDERS

2020-21 SCHEDULE

NOVEMBER

Nov. 25 Detroit Mercy* **CANCELED**
 Nov. 27 Morehead State* **W, 82-64**
 Nov. 29 at #10 Kentucky* (ESPN)..... **W, 76-64**

DECEMBER

Dec. 2 at Charleston (FloHoops) **CANCELED**
 Dec. 5 FURMAN (NBCSW) **CANCELED**
 Dec. 7 WOFFORD (NBCSW) **W, 77-72**
 Dec. 9 NORTHERN IOWA (NBCSW) **W, 78-68**
 Dec. 13 at #11 West Virginia (ESPN)..... **L, 87-71**
 Dec. 16 at Vanderbilt (SEC Network) **W, 78-67**
 Dec. 18 vs Loyola Chicago (NBCSW) **W, 75-73**
 Dec. 22 HOFSTRA (NBCSW) **L, 76-71**
 Dec. 30 at Davidson (CBSSN) **W, 80-74**

JANUARY

Jan. 2 ST. BONAVENTURE (CBSSN) **L, 69-66**
 Jan. 6 RHODE ISLAND (CBSSN) **W, 80-73**
 Jan. 9 at George Mason (CBSSN)..... **W, 77-57**
 Jan. 20 at St. Bonaventure (CBSSN)..... **POSTPONED**
 Jan. 23 LA SALLE (NBCSN) **L, 84-78**
 Jan. 26 at Saint Joseph's (ESPN+) **W, 79-56**
 Jan. 29 #22 SAINT LOUIS (ESPN2)..... **POSTPONED**

FEBRUARY

Feb. 2 GEORGE MASON (NBCSW+)..... **POSTPONED**
 Feb. 5 at Dayton (ESPN2) **POSTPONED**
 Feb. 9 GEORGE WASHINGTON (NBCSW)..... **POSTPONED**
 Feb. 14 ST. MARY'S (MD) (ESPN+) **W, 90-59**
 Feb. 17 at VCU^ (CBSSN)..... **L, 68-56**
 Feb. 20 DUQUESNE (NBCSN) **4:30 PM**
 Feb. 23 MASSACHUSETTS (NBCSW+)..... **6 PM**
 Feb. 26 at Saint Louis (ESPN2) **7 PM**

MARCH

March 1 SAINT JOSEPH'S (NBCSW) **6 PM**
 March 3-6 A-10 Championship presented by Air Force Reserve
All times Eastern and subject to change
 * Bluegrass Showcase (Rupp Arena - Lexington, KY)
 ^ Richmond Area Honda Dealers Capital City Classic



RICHMOND SPIDERS (11-5, 4-3)

vs DUQUESNE DUKES (7-6, 6-5)

• Richmond defeated Duquesne at PPG Paints Arena on March 6, 2020 in what turned out to be the Spiders final game of the 2019-20 season. That was Richmond's 24th win overall, tying a school record for most regular-season wins. It was also Richmond's 14th Atlantic 10 win, setting a school record for conference wins in a season.

• The Spiders outscored the Dukes 40-18 in the paint last year and recorded a season-high 50 rebounds, their most in any conference game since joining the Atlantic 10 in 2001.

• Richmond leads the all-time series with Duquesne 23-10, with the Spiders winning 23 of the last 25 matchups. Since arriving at Richmond in 2005, Chris Mooney is 15-2 vs the Dukes, his best winning percentage (.882) against any opponent he's faced five or more times.

• Jacob Gilyard, who currently leads the nation in steals with 3.62 per game, was one of 15 players named to the watch list for the Naismith National Defensive Player of the Year Award in January. Gilyard has 334 career steals, tied with ETSU's Keith Jennings for 15th most Division I history.

• Gilyard (11.3 PPG, 5.3 APG, 3.6 SPG) could become just the second D-I player to average 11 point, five assists, and 3.5 steals per game in a season in the last 15 years, joining Omaha's Tra-Deon Hollins in 2015-16.

• Grant Golden has entered Richmond's all-time top 10 in career points (8), rebounds (6), blocks (9) and field goals (5). With 13 points Saturday, Golden will become the fifth active player in D-I with 1,700 points and 700 rebounds, joining Luka Garza (Iowa), Terry Taylor (Austin Peay), Loudon Love (Wright St), and Cameron Krutwig (Loyola Chicago).

• Richmond has three of the 64 active D-I players with 1,400 or more career points: Grant Golden, Jacob Gilyard, and Blake Francis. Richmond's three active 1,400-point scorers are more than any other D-I school (Arizona State, Iowa, UTSA each have two).

• Richmond is forcing 16.12 turnovers per game this season while committing just 10.38 turnovers per game. The Spiders turnover margin of +5.8 per game is fifth best in Division I, trailing only Abilene Christian, Eastern Kentucky, Baylor, and Texas Tech.

• On Tuesday, Richmond was 61st in the NCAA's NET Rankings, fourth among A-10 teams. The Spiders trail VCU (31), Saint Louis (32), and St. Bonaventure (45).

WITH A WIN ...

- UR would be 24-2 vs Duquesne since joining the A-10 in 2001.
- UR would win its ninth straight February home game, a streak dating back to 2018-19.
- UR would be 5-3 at home this season and 19-5 at home over the last two seasons.
- UR would be 11-1 in its last 12 home games vs Duquesne.
- UR would be 5-2 in its last seven games following a 1-2 stretch from Dec. 22 to Jan. 2.

THE MATCHUP

ALL-TIME SERIES LEADER: RICHMOND, 23-10
 CURRENT STREAK: RICHMOND W1
 RICHMOND AT HOME: 10-5
 RICHMOND ON ROAD: 11-4
 RICHMOND AT NEUTRAL SITE: 2-1
 LAST GAME: 3/6/2020 (UR, 73-62)
 FIRST GAME: 1/12/1937 (DUQ, 37-29)



CHRIS MOONEY
 RICHMOND SPIDERS HEAD COACH

SEASONS at RICHMOND: 16th
 W-L at RICHMOND: 285*-227
 W-L in DIVISION I: 303-239
 W-L vs OPPONENT: 15-2
 * Most wins in Richmond history

WATCH



NBC SPORTS NETWORK

PxP: Jac Collingsworth Analyst: Ron Thompson

LISTEN



99.5 FM 102.7 FM 950 AM

ESPN RICHMOND

PxP: Bob Black Analyst: Greg Beckwith

FOLLOW

@SpiderMBB

@SpiderMBB

Richmond Spiders Men's Basketball

RichmondSpiders.com

QUICK FACTS

University Information

Location Richmond, VA 23173
 Founded 1830
 Total Enrollment 4,002
 Nickname Spiders
 Colors Red and Blue
 Arena Robins Center
 Opened 1972 (49th season)
 Capacity 7,201
 President Dr. Ronald A. Crutcher
 Athletics Director John Hardt

Team Information

Conference Atlantic 10
 2019-20 Record 24-7/14-4
 Letterwinners Returning/Lost 12/2
 Starters Returning/Lost 5*/0
 Newcomers 4
 * Nick Sherod will miss 2020-21 season (knee)

Program History

First Season 1913-14 (108th season)
 All-Time Record Entering 2020-21 1,413-1,222
 NCAA Appearances/W-L 9/8-9
 (1984, 1986, 1988, 1990-91, 1998, 2004, 2010-11)
 NIT Appearances/W-L 9/10-9
 Conference Championships 6
 (1984, 1988, 1990-91, 1998, 2011)

Coaching Staff

Head Coach Chris Mooney, 16th season
 Alma Mater Princeton (1994)
 W-L at Richmond entering 2020-21 274-222
 Career D-I W-L/Yrs entering 2020-21 292-234/16
 Assoc Head Coach Rob Jones, 16th season
 Alma Mater Toccoa Falls (2001)
 Assoc Head Coach Marcus Jenkins, 6th season
 Alma Mater Air Force (2004)
 Assistant Coach Steve Thomas, 6th season
 Alma Mater Rowan (2006)
 Dir of Operations Mark McGonigal, 5th season
 Alma Mater Richmond (2009)
 Dir Program Development Will Gipe, 5th season
 Alma Mater Virginia Tech (2014)
 Video Coordinator James Adams, 2nd season
 Alma Mater South Carolina (2014)

Support Staff

Athletic Trainer Adam Smith
 Strength Coach Jay DeMayo
 Director of Academics Courtney Hughes
 Athletics Web Site RichmondSpiders.com
 Athletics Dept Phone (804) 289-8363
 Athletics Dept Fax (804) 287-1919
 PR Director Jason Vida
 Cell Phone (267) 566-2130
 Office Phone (804) 289-8320
 Email jvida@richmond.edu

ROSTER & PRONUNCIATION GUIDE

No.	Name	Pos	Year	Ht	Wt	Hometown (High School/Previous School)
0	Jacob Gilyard	G	SR	5'9"	160	Kansas City, MO (The Barstow School)
1	Blake Francis	G	GR	6'0	175	Herndon, VA (Westfield/Wagner)
2	Souleymane Koureissi	F	JR	6'9"	215	Harlem, NY (Iona Prep)
3	Tyler Burton	F	SO	6'7"	210	Uxbridge, MA (Marianapolis Prep (CT))
4	Nathan Cayo	F	SR	6'7"	225	Montreal, Quebec (College Jean de Brebeuf)
5	Nick Sherod	G	GR	6'4"	230	Richmond, VA (St. Christopher's)
10	Sullivan Kulju	F	SR	6'6"	220	New Berlin, WI (Eisenhower)
12	Gabe Arizin	G	SO	6'4"	190	West Chester, PA (St. Joseph's Prep)
13	Connor Crabtree	G	R-SO	6'6"	190	Hillsborough, NC (Hargrave Military (VA)/Tulane)
15	Matt Grace	F	JR	6'9"	230	Hamilton, Ontario (TRC Academy)
21	Isaiah Wilson	G	FR	6'0"	160	Pittsburgh, PA (First Love Academy)
22	Andre Gustavson	G	JR	6'4"	195	Helsinki, Finland (Helsinki Basketball Academy)
24	Dji Bailey	G	FR	6'5"	175	Wilson, NC (Greenfield School)
25	Quentin Southall	G	FR	6'3"	180	Alexandria, VA (Georgetown Prep)
31	Jordan Gaitley	G	GR	6'4"	190	Haverford, PA (Fordham Prep (NY))
33	Grant Golden	F	GR	6'10"	255	Winchester, VA (St. James (MD))

PRONUNCIATION GUIDE

Gabe Arizin	AIR-rizz-in
Dji Bailey	Jai (rhymes with fly)
Nathan Cayo	KAY-oh
Jacob Gilyard	GILL-yerd
Andre Gustavson	GOOSE-tahv-sun
Souleymane Koureissi	SAHL-uh-mon ker-ESS-ee
Sullivan Kulju	COOL-you
Nick Sherod	sure-ROD


BREAKDOWNS

BY CLASS

Freshmen (3): Bailey, Southall, Wilson
 Sophomores (3): Arizin, Burton, Crabtree
 Juniors (3): Grace, Gustavson, Koureissi
 Seniors/Grad Students (7): Cayo, Francis, Gaitley, Gilyard, Golden, Kulju, Sherod

BY STATE/COUNTRY

CANADA (2): Cayo, Grace	New York (1): Koureissi
FINLAND (1): Gustavson	North Carolina (2): Bailey, Crabtree
Massachusetts (1): Burton	Pennsylvania (3): Arizin, Gaitley, Wilson
Missouri (1): Gilyard	Virginia (4): Francis, Golden, Sherod, Southall
	Wisconsin (1): Kulju



THE OPPONENT

SERIES HISTORY

RICHMOND, 23-10

Date	Site	W/L	Score	Series
1/12/1937	H	L	29-37	0-1
12/5/1973	A	L	39-48	0-2
1/8/1975	H	L	90-97	0-3
12/10/1975	A	L	58-60	0-4
2/14/1978	H	L	72-79	0-5
12/29/1992	N	L	65-70	0-6
12/30/1993	H	L	60-67 (OT)	0-7
11/28/1994	A	L	56-62	0-8
1/26/2002	H	W	55-51	1-8
3/2/2002	A	W	83-57	2-8
1/18/2003	A	W	75-69	3-8
1/28/2003	H	W	84-47	4-8
1/3/2004	H	W	69-66	5-8
2/7/2004	A	W	71-51	6-8
2/1/2005	H	W	72-71	7-8
2/27/2005	A	W	76-62	8-8
1/11/2006	A	W	62-48	9-8
2/14/2007	H	W	69-66	10-8
2/16/2008	A	W	69-66	11-8
2/11/2009	H	W	71-67	12-8
1/6/2010	A	W	80-68	13-8
3/5/2011	H	W	68-56	14-8
2/4/2012	A	L	72-81	14-9
3/9/2013	H	W	79-55	15-9
2/12/2014	A	W	75-58	16-9
3/13/2014	N	W	76-64	17-9
1/28/2015	H	W	86-55	18-9
2/27/2016	A	W	83-67	19-9
1/28/17	H	W	101-90	20-9
1/24/2018	A	W	77-73 (OT)	21-9
3/8/2018	N	W	81-68	22-9
1/16/2019	H	L	68-74	22-10
3/6/2020	A	W	73-62	23-10

Home: 10-5 (Robins Center: 10-4)

Away: 11-4 Neutral: 2-1

THE LAST TIME - MARCH 6, 2020

RICHMOND 73, DUQUESNE 62

Richmond - 73

Record: 24-7 (14-4)

NO.	Name	Min	FG	3P	FT	Rebounds	Fouls	TP	AS	TO	ST	Blocks	+/-
			M-A	M-A	M-A	OR DR TOT	PF FD					BS BA	
4	Nathan Cayo	F 26:16	4-7	0-0	3-4	4 7 11	4 3	11	0	2	0	0 1	5
33	Grant Golden	F 29:42	5-12	0-1	3-4	1 6 7	3 4	13	8	1	0	1 0	2
0	Jacob Gilyard	G 38:35	2-8	1-4	0-0	0 2 2	1 0	5	10	4	6	0 1	10
1	Blake Francis	G 34:53	8-19	2-9	3-3	0 4 4	3 4	21	1	2	1	0 0	7
5	Nick Sherod	G 31:21	5-11	3-6	0-0	2 9 11	3 0	13	2	1	1	0 0	16
3	Tyler Burton	03:48	0-0	0-0	0-0	0 1 1	2 0	0	0	2	0	0 0	-5
15	Matt Grace	08:24	1-2	0-1	0-0	0 2 2	2 1	2	0	0	0	0 0	10
22	Andre Gustavson	20:05	3-6	1-1	0-0	3 4 7	0 0	7	1	0	1	1 0	10
2	Souleymane Koureissi	01:45	0-0	0-0	1-2	1 0 1	2 1	1	0	1	0	0 0	1
11	Jake Wojcik	05:11	0-2	0-1	0-0	1 2 3	0 1	0	1	0	0	0 0	-1
Team													
Totals													

Technical Fouls::NONE

Shooting By Period		
1st FG%	15-33	45.5%
3PT%	2-10	20.0%
FT%	5-6	83.3%
2nd FG%	13-34	38.2%
3PT%	5-13	38.5%
FT%	5-7	71.4%
GM FG%	28-67	41.8%
3PT%	7-23	30.4%
FT%	10-13	76.9%

Dead Ball Rebounds: 2, 1

Duquesne - 62

Record: 21-9 (11-7)

NO.	Name	Min	FG	3P	FT	Rebounds	Fouls	TP	AS	TO	ST	Blocks	+/-
			M-A	M-A	M-A	OR DR TOT	PF FD					BS BA	
5	Marcus Weathers	F 30:37	3-7	0-0	3-9	4 10 14	2 6	9	3	3	0	0 0	3
44	Baylee Steele	C 16:23	4-7	3-5	1-4	3 4 7	2 3	12	0	1	0	1 0	-4
2	Maceo Austin	G 20:21	0-3	0-2	0-0	1 2 3	1 1	0	1	2	1	0 0	0
4	Lamar Norman Jr.	G 33:22	2-10	2-7	0-0	0 2 2	2 1	6	2	1	0	0 1	-2
10	Sincere Carry	G 36:21	2-10	1-5	0-0	0 3 3	2 0	5	5	3	0	0 0	-16
0	Tavian Dunn-Martin	28:34	6-14	4-10	1-1	0 1 1	1 1	17	2	3	3	0 1	-16
21	Michael Hughes	20:28	3-5	0-0	4-7	1 3 4	3 6	10	0	1	2	0	-8
34	Austin Rotroff	12:08	1-3	0-0	0-2	1 2 3	0 1	2	0	1	0	0 0	-14
22	Evan Buckley	01:22	0-1	0-1	1-2	0 0 0	1 1	1	0	0	0	0 0	1
31	Caleb Davis	00:24	0-0	0-0	0-0	0 0 0	0 0	0	0	0	0	0 0	1
Team													
Totals													

Technical Fouls::NONE

Shooting By Period		
1st FG%	10-32	31.3%
3PT%	6-15	40.0%
FT%	3-12	25%
2nd FG%	11-28	39.3%
3PT%	4-15	26.7%
FT%	7-13	53.8%
GM FG%	21-60	35.0%
3PT%	10-30	33.3%
FT%	10-25	40.0%

Dead Ball Rebounds: 4, 0

	RICH	DUQ
Biggest lead	14 (2 nd 2:03)	7 (1 st 16:03)
Best Scoring Run	8 (1 st 1:26)	8 (1 st 16:03)
Lead Changes	10	
Times Tied	6	
Time with Lead	27:20	08:08

	RICH	DUQ
Points from Turnovers	12	13
Paint	40	18
Second Chance	12	9
Fast Breaks	14	10
Bench	10	30

	1st	2nd	TOT
RICH	37	36	73
DUQ	29	33	62

PITTSBURGH, Pa. -- The Richmond Spiders concluded perhaps the most impressive regular-season campaign in program history with another win Friday night in Pittsburgh, defeating Duquesne 73-62 to improve to 24-7 on the season and 14-4 in the Atlantic 10. The Spiders' 24 total wins are tied with the 2009-10 and 2010-11 seasons for the program's most regular-season wins ever and Richmond's 14 Atlantic 10 wins are a new school record for conference wins in a season.

While the result was similar to many other games this season, Richmond's path to victory was a bit different as the Spiders dominated the boards by grabbing 50 rebounds, 11 more than Duquesne and the most by a Richmond team since a 2003 game vs Mississippi Valley State. Juniors Nick Sherod and Nathan Cayo led Richmond with 11 rebounds and both recorded double-doubles, the first Spiders teammates with double-doubles in a game since February 3, 2018 vs George Mason (Sherod and Grant Golden).

Early on, it looked like Duquesne would be able to control the game from the outside, as the the Dukes made their first three three-point attempts as part of an 11-4 run over the game's first four minutes. But the Spiders responded with a seven straight points to tie the game and took their first lead moments later when Cayo converted an 'And-1' to make the score 14-13 Richmond.

The Spiders would gain their first real separation late in the first half, going on a 10-1 run over the final four minutes before halftime and taking a 37-29 lead at intermission. Junior forward Grant Golden led Richmond with 10 points in the first half as a 24-6 advantage in points in the paint allowed the Spiders to overcome a 2-10 performance from three-point range over the game's first 20 minutes.

Duquesne wasn't able to close the gap on the Spiders until the midway mark of the second half when the Dukes scored five straight to shrink Richmond's lead to 50-47 with 9:35 to play. But the Spiders responded quickly as baskets by Blake Francis, Sherod, and Cayo built the lead back to 11 with fewer than eight minutes remaining in the game. The Dukes would never again get closer than seven points as Richmond coasted to its record-setting victory.

Francis finished with a game-high 21 points to lead four Spiders in double figures. Golden flirted with a triple-double, recording 13 points, seven rebounds, and eight assists, which tied his career high. Sherod's double-double (13 points, 11 rebounds) was his first of the season while Cayo's double-double (11 points, 11 rebounds) was his second of the season and of his career. His 11 rebounds matched his most ever in a game.

Gilyard finished with six steals, one shy of his career high. He extended his own Richmond single-season steals record to 99 while also recording a game-high 10 assists, matching his career best. As a team, Richmond's 23 assists were its most in a game since 2018 vs Massachusetts.



THE BIG PICTURE

ATLANTIC 10 FAVORITES

For the first time since joining the conference in 2001, Richmond was picked to win the A-10 when the league's official preseason poll was released in November. The Spiders received 19 of the 28 first-place votes in the poll, with Saint Louis (7) and Dayton (2) receiving the others.

Prior to 2020, Richmond had never been picked higher than third in the A-10 preseason poll. The Spiders were third in both the 2009 and 2010 preseason polls and advanced to the NCAA Tournament each time.

Atlantic 10 Preseason Poll

1. Richmond (19).....	380
2. Saint Louis (7).....	364
3. Dayton (2).....	318
4. St. Bonaventure.....	307
5. Duquesne.....	278
6. Rhode Island.....	246
7. Davidson.....	229
8. Massachusetts.....	192
9. VCU.....	175
10. George Mason.....	133
11. George Washington.....	113
12. Saint Joseph's.....	85
13. La Salle.....	80
14. Fordham.....	40

ALL-LEAGUE TRIO

Guard Jacob Gilyard was named to the Preseason All-Atlantic 10 First Team in November and guard Blake Francis and forward Grant Golden were named to the Preseason All-A-10 Second Team. Richmond is the first team since Xavier in 2011 to have three players named to the A-10's Preseason First Team or Second Team.

Last season, Gilyard was named First Team All-Atlantic 10 and Francis and Golden were Second Team selections, making Richmond the only team in the conference with three players on the top two All-Atlantic 10 teams.

POLL POSITION

The Spiders were 19th in the AP Top 25 poll released on November 30, Richmond's best ranking in 63 years! The last time Richmond was ranked as high as 19th in the poll was on December 23, 1957, when UR was ranked 17th.

The November 30th poll was the first time Richmond had been ranked in the AP Top 25 since landing at No. 24 in the final poll of the 2009-10 season, which was released prior to UR's participation in the 2010 NCAA Tournament.

Richmond in AP Top 25

Date	Rank	Points
Preseason	RV.....	40
November 30.....	19*^.....	382
December 7	19.....	419
December 14.....	RV.....	140
December 21.....	RV.....	142
December 28.....	RV.....	3
* Highest since Dec. 23, 1957 (17)		
^ First top-25 ranking since March 15, 2010 (24)		

The Spiders received 40 votes in the Associated Press Preseason Top 25 Poll released on November 9, the Spiders best showing ever in the AP's preseason poll. The Spiders also received six votes in the final AP poll of the 2019-20 season.

BLUEGRASS SHOWCASE CHAMPIONS

The Spiders won November's season-opening Bluegrass Showcase event at Rupp Arena with wins over Morehead State and 10th-ranked Kentucky.

UR opened the event with an 82-64 win over Morehead State as Nathan Cayo tied a career high with 23 points on 10-10 shooting from the field. Cayo was the

seventh player in A-10 history to go 10-10 or better from the field in a game.

In the championship game against Kentucky, Richmond rebounded from a four-point halftime deficit to outscore the Wildcats 48-32 in the second half en route to a 76-64 win. The victory was the first road win in program history over an AP top-10 team. UR had been 0-25 on the road vs top-10 teams entering the game. The win was Richmond's first over a ranked opponent since November 27, 2015 against #14 California at the Las Vegas Invitational.

The victory was Mooney's 14th over a ranked team at Richmond, tying the Spiders with Dayton for the most wins vs ranked teams of any A-10 school during Mooney's tenure (since 2005-06). Mooney improved to 6-5 vs SEC opponents at Richmond and has now beaten at least one power-conference opponent in 14 of his 16 seasons with UR.

Richmond's 12-point margin of victory tied for the largest of any visiting team at Rupp Arena during the John Calipari era (since 2009-10).

Grant Golden was named to the Bluegrass Showcase All-Tournament Team (29 Pts, 11 Reb, 9 Ast in two games) and Nathan Cayo was named the event's Most Valuable Player after totaling 41 points and shooting 78 percent from the field. Cayo was also named A-10 Co-Player of the Week following the event, the first weekly conference honor of his career.

While Cayo and Golden earned All-Tournament honors, Jacob Gilyard landed the top spot on SportsCenter's Top 10 Plays the night of November 30th for his outstanding [steal and behind-the-back pass](#) to Blake Francis for a layup early in the second half.

GILYARD, GOLDEN IN MIX FOR NATIONAL AWARDS

Jacob Gilyard and Grant Golden, who are roommates, were both named to watch lists for national awards in November. Gilyard was one of 20 players named to the watch list for the Bob Cousy Award, given to the nation's top point guard. Golden was one of 20 players named to the watch list for the Kareem Abdul-Jabbar Award, given to the nation's top center.

GILYARD = THE NATION'S BEST DEFENDER

Gilyard, the reigning A-10 Defensive Player of the Year, is a candidate for the Naismith National Defensive Player of the Year for the second straight season.

Gilyard, who set the Spiders career steals record in January of his junior year, has the three highest single-season steals totals in school history, including a record 99 last season.

Were it not for COVID-19, there's a good chance Gilyard could have ended his career as the all-time Division I steals leader. Even after COVID-19 forced the cancellation of multiple Spiders games at the end of 2019-20, Gilyard entered his senior season with 276 career steals, just 109 shy of the Division I career record owned by Providence's John Linehan, who registered 385 steals from 1997 to 2002.

The only players to enter their final season with more career steals than Gilyard (276) over the last 20 years are VCU's Briante Weber (296), Kansas' Mario Chalmers (283), and Temple's Pepe Sanchez (280).

EXPECT BIG THINGS

Richmond appeared in several preseason top 25 rankings during the offseason, and March Madness's Andy Katz chose the Spiders as one of his seven "Final Four sleepers" in October. ESPN's Dick Vitale [said](#) Richmond is this year's Dayton, "a mid-major that can surprise the elite powers," in November.

THE LAST TIME

TEAM

Ranked in AP Top 25: 12/7/20 | #19 (highest since 1957)
 Defeated Top 10 Team: 11/29/20 | #10 Kentucky, 76-64 (road)
 Defeated Top 10 Team, Home: 11/29/86 | #6 Georgia Tech, 67-62
 Defeated Top 10 Team, Away: 11/29/20 | #10 Kentucky, 76-64
 Defeated Top 25 Team, Home: 2/25/15 | #22 VCU, 67-63
 Defeated Top 25 Team, Away: 11/29/20 | #10 Kentucky, 76-64
 Defeated Top 25 Team, Neutral: 11/27/15 | #14 Cal, 94-90
 Won By 50+: 12/3/79 | vs Bluefield, 132-69 (63 pts)
 Scored 90+: 2/14/21 | vs St. Mary's (MD), W 90-59
 Scored 100+: 11/8/19 | vs Saint Francis, 100-98 (OT)
 Allowed Less Than 50: 2/14/21 | vs St. Mary's (MD), W 90-59
 Allowed Less Than 40: 11/12/10 | vs. Southern, W 79-37
 Shot Over 60% FG: 1/18/20 | at George Mason, W 97-87 (67.3)
 Held Opp Under 35% FG: 2/15/20 | vs VCU, W 77-59 (34.3)
 Allowed Fewer 10 pts, half: 11/23/10 | vs. Southern, W 81-40 (9)
 Made 15+ 3PT FG: 2/14/21 | vs St. Mary's (MD), W 90-59 (16)
 Made 0 3PT FG: 1/25/16 | vs. Davidson, L 78-70 (0-15)
 Made 35+ FT: 2/6/93 | vs. UNCW, W 91-69 (36)
 50+ Rebounds: 3/6/20 | at Duquesne, W 73-62 (50)
 25+ Assists: 2/28/18 | vs UMass, W 90-65 (27)
 15+ Blocks: 1/13/10 | vs. UMass, W 70-63 (17, SR)
 15+ Steals: 11/18/12 | at Minn, L 72-57 (15)
 3 or fewer turnovers: 12/1/18 | vs. Wake Forest, W 84-74 (3)

INDIVIDUAL

6+ players in double digit scoring: 3/18/15 | vs. SFBK, W, 84-74
 3 players, 20+ pts: 11/14/19 vs Vanderbilt |
 Jacob Gilyard (26), Blake Francis (24), Nathan Cayo (20)
 2 players, 25+ pts: 1/28/17 vs. Duquesne
 (T.J. Cline 34, ShawnDre' Jones 30)
 Scored 50+ pts: Bob McCurdy (53) vs. Appalachian St, 2/26/75
 Scored 40-49: Bob McCurdy (46) vs. West Virginia, 2/17/75
 Scored 35-39: T.J. Cline (36) vs. Dayton, 3/1/16
 Scored 30-34: Grant Golden (33) vs Wyoming, 11/21/18
 Scored 25-29: Tyler Burton (25) at Saint Joseph's, 1/26/21
 Made 6+ 3PT FG: Jacob Gilyard (6) vs Rhode Island, 1/6/21
 Made 15+ FT: Terry Allen (17) vs. Cal, 11/27/15
 Had 25+ Reb: George Grodzicki (25) vs. GW, 12/6/61
 Had 15+ Reb: De'Monte Buckingham (16) at Fordham, 1/3/18
 2 players w/ 10+ reb: Burton (13) & Golden (11) vs UNI, 12/9/20
 Had 15+ assists: Greg Beckwith (16) vs Navy, 2/25/86
 Had 10+ assists: Jacob Gilyard (11) vs UNI, 12/9/20
 Had 5+ steals: Jacob Gilyard (5) at George Mason, 1/9/21
 Had 5+ blocks: Grant Golden (6) vs George Mason, 2/27/19
 Multiple players with double-double: Burton (21 Pts, 13 Reb),
 Golden (17 Pts, 11 Reb), Gilyard (12 Pts, 11 Ast) vs UNI, 12/9/20
 Triple-Double: T.J. Cline (19 pts 11 reb 12 assists) vs. SLU, 3/4/17

SPIDERS W-L WHEN ...

	OVERALL	ATLANTIC 10
Scores 60 or more	11-4	4-2
Scores 70 or more	11-3	4-1
Scores 80 or more	4-0	2-0
Scores under 60	0-1	0-1
Allows under 60	3-0	2-0
Allows under 70	7-2	2-2
Allows 70 or more	4-3	2-1
Decided by 5 or less	2-2	--
Leading/tied, 5 min left	10-1	3-1
Trailing, 5 min left	1-4	1-2
Leading/tied, half	9-2	4-2
Trailing, half	2-3	0-1
Higher FG pct	9-0	2-0
Lower FG pct	2-5	2-3
FG pct over 50	6-1	2-0
FG pct under 40	0-1	0-1
Outrebounded opponent	4-0	1-0
Outrebounded by opponent	6-5	2-3
Fewer/same turnovers	10-4	4-3
More turnovers	1-1	--
Fewer/same assists	2-2	0-1
More assists	9-3	4-2
Day (before 5p)	4-3	1-1
Night (5p or later)	7-2	3-2
White jersey	5-3	1-2
Blue jersey	5-1	3-1
Red jersey	1-1	--



THE BIG PICTURE

SHEROD GOES DOWN

The Spiders suffered a major blow on October 15 when guard Nick Sherod suffered a season-ending injury, tearing his right ACL, MCL, and meniscus.

Sherod, who missed all but six games of the 2018-19 season after tearing his left ACL in a game against Hampton in November 2018, was the Spiders second-leading rebounder (5.4 RPG) and tied for UR's third-leading scorer (12.7 PPG) last season. He made a team-high 78 three-pointers, tied for the sixth-most in a season in school history, and shot 43.8 percent from three-point range, 10th best among all players in Division I.

Sherod underwent successful surgery on November 2.

OTHER MISSING PIECES

Richmond's depth, which Chris Mooney has said he believed was among the best in the nation prior to the season, suffered another blow in late December, when redshirt sophomore Connor Crabtree was diagnosed with a fractured right foot. Crabtree, who missed the first four games of the season while recovering from a groin injury, totaled eight points and five rebounds in 21 minutes in his final game before the injury, against Hofstra on December 22. Crabtree could be cleared to return in mid-March.

Freshman forward Andre Weir left the program at the end of the first semester. He did not appear in a game at Richmond and has since transferred to FGCU.

THE SPIDERS SYSTEM

Over his 16 seasons at Richmond, Chris Mooney's offense has evolved into a system that embodies the concept of "position-less basketball." While shorter players will begin most possessions further away from the basket and taller players will begin most possessions on the wing or in the paint, they will rarely end up anywhere near where they started. On each possession, every player on the court is equally as likely to handle the ball, shoot a three, cut back door, or set up in the post. The Spiders offense places a premium on passing, cutting, and outside shooting, and Richmond's coaches focus on developing those skills in each Spider.

Richmond's offense often results in a high team field goal percentage, a ton of opportunities for assists, and relatively few turnovers. Over the previous five seasons (2015-16 through 2019-20), Richmond ranks 20th in D-I in field goal percentage (47.0), 10th in assists per game (16.0), 11th in fewest turnovers per game (10.9), and third in assist-turnover ratio (1.47).

FROM ZONE TO MAN

While Richmond's offense has been one of the best in Division I for years, the Spiders made a major improvement on defense last year after switching from a matchup zone scheme to a man-to-man system during the offseason.

Richmond ranked 54th in adjusted defensive efficiency last season, according to KenPom, after ranking 287th in 2018-19.

Richmond was the A-10's top defense during conference play last season, allowing just 92.9 points per 100 possessions. NCAA.com named Richmond a "Defense to Watch" this season.

TITANIC TURNAROUND

Richmond finished 24-7 in 2019-20, an 11-win improvement from its 13-20 mark in 2018-19 that was tied for the third-best wins increase of any D-I program last season.

The Spiders tied a school record for regular-season wins and won a program record 14 conference games en route to earning a 2-seed in the Atlantic 10 Championship, Richmond's highest since joining the conference in 2001.

Over 82 percent of industry bracketologists had the Spiders in the NCAA Tournament field in their final bracket, according to BracketMatrix.com.

COVID PAUSES

The Spiders paused all team activities due to COVID test results on November 30 and resumed team activities on December 6.

The Spiders again paused team activities due to COVID test results on January 12 and resumed full team activities on January 20.

Richmond paused team activities due to COVID test results on January 31 and resumed full team activities on February 12.

The Spiders season-opening game against Detroit Mercy on November 25 was postponed due to COVID testing results in the Detroit program.

VOICE OF THE SPIDERS

For the 38th straight season, Bob Black is handling play-by-play duties for Spider men's basketball broadcasts. Black also hosts a morning show on ESPN Richmond, the Spiders radio rights-holder.

For home games, Black is teamed with analyst Greg Beckwith, a member of the Richmond Athletics Hall of Fame who is still the program's career leader in assists.

In addition to doing the ESPN Richmond radio broadcast for all Robins Center games on national TV, Black and Beckwith anchor the SpiderTV broadcast for all of Richmond's home games on regional TV. Those broadcasts are produced and directed by Richmond Athletics Video Specialist Blake Ellett.

REPLACING UR'S "BEST CLASS EVER"

Richmond currently has five scholarship seniors/grad students on the roster: Nathan Cayo, Blake Francis, Jacob Gilyard, Grant Golden, and Nick Sherod. Chris Mooney predicted during the 2018-19 season that this group would eventually be known as "the best class Richmond's ever had."

The tall task of replacing that class will fall to Richmond's incoming class of freshmen, currently a group of four:

- 6'4" guard Malcolm Dread of Gonzaga High School is the 2nd-ranked 2021 recruit in Washington, DC, according to 247sports.com. His brother Myles is a two-year starter at Penn State.
- 6'7" forward Aidan Noyes of Cincinnati's Archbishop Moeller is Ohio's 13th-ranked recruit in 2021 and led his team to a final No. 1 ranking in the state in 2020.
- 5'10" guard Jason Nelson attends Richmond's John Marshall High and led his team to a Class 2 state championship in 2020 while being named Class 2 State Player of the Year. He chose UR over Vanderbilt and VCU.
- 6'5" guard Marcus Randolph from Archbishop Wood outside Philadelphia received 13 D-I offers. Archbishop Wood is expected to be one of the best high school teams in the nation this season.

BIG GAMES

20-POINT GAMES

NAME	CAREER	LAST
Grant Golden	29	22 (La Salle, 1/23/21)
Blake Francis	23 (12 at UR)	21 (La Salle, 1/23/21)
Jacob Gilyard	20	22 (Rhode Island, 1/6/21)
Nick Sherod	13	23 (VCU, 2/15/20)
Nathan Cayo	7	23 (Morehead St, 11/27/20)
Tyler Burton	2	25 (Saint Joseph's, 1/26/21)

DOUBLE-FIGURE SCORING GAMES

NAME	CAREER	LAST
Grant Golden	89	22 (La Salle, 1/23/21)
Jacob Gilyard	78	11 (St. Mary's, 2/14/21)
Blake Francis	77 (39 at UR)	12 (VCU, 2/17/21)
Nick Sherod	58	13 (Duquesne, 3/6/20)
Nathan Cayo	48	18 (VCU, 2/17/21)
Tyler Burton	16	25 (Saint Joseph's, 1/26/21)
Andre Gustavson	6	10 (Charleston, 12/14/19)
Souleymane Koureissi	2	10 (GW, 2/9/19)
Isaiah Wilson	1	10 (St. Mary's, 2/14/21)
Matt Grace	1	10 (Saint Joseph's, 1/26/21)

DOUBLE-FIGURE REBOUNDING GAMES

NAME	CAREER	LAST
Grant Golden	18	10 (George Mason, 1/9/21)
Tyler Burton	5	12 (La Salle, 1/23/21)
Nathan Cayo	3	10 (St. Bona, 1/2/21)
Nick Sherod	3	11 (Duquesne, 3/6/20)

DOUBLE-FIGURE ASSIST GAMES

NAME	CAREER	LAST
Jacob Gilyard	4	11 (UNI, 12/9/20)
Andre Gustavson	1	10 (Georgetown, 11/28/18)

DOUBLE-DOUBLES

NAME	CAREER	LAST
Grant Golden	16	18 Pts 10 Reb (1/9/21)
Tyler Burton	4	16 Pts 12 Reb (1/23/21)
Nathan Cayo	3	12 Pts 10 Reb (1/2/21)
Nick Sherod	3	13 Pts 11 Reb (3/6/20)
Jacob Gilyard	3	12 Pts 11 Ast (12/9/20)

SPIDERS IN OVERTIME

All-Time Record: 79-52
 2020-21 OT Record: 0-0
 Last OT Game: W vs Vanderbilt, 93-92, 11/14/19
 Last OT Win: W vs Vanderbilt, 93-92, 11/14/19
 Last OT Loss: L at Fordham, 69-65, 1/3/18
 Double OT Record: 10-10
 Last 2OT Game: W at GW, 98-90, 1/28/16
 Triple OT Record: 8-1
 Last 3OT Game: L vs. Saint Louis, 85-72, 2/8/09
 Home OT Record: 46-18
 Last Home OT Game: W vs Vanderbilt, 93-92, 11/14/19
 Road OT Record: 22-30
 Last Road OT Game: W at Duquesne, 77-73, 1/24/18
 Neutral OT Record: 8-3
 Last Neutral OT Game: L vs. VCU, 87-77, 3/11/17

SPIDERS BY THE NUMBERS

- 9 NCAA Tournament Appearances
- 6 Conference Championships
- 8 NCAA Tournament Wins/2 Sweet Sixteens
- 1st 15-seed to beat a 2-seed (1991 vs Syracuse)
- Smallest school (3,227 undergraduate enrollment) to make NCAA Sweet 16 since Davidson in 2008
- 22 Professional Players under Chris Mooney
- 13 Wins over Top 25 since 2008

WHERE THE SPIDERS DWELL

ROBINS CENTER

Built in 1972 through the generosity of the E. Claiborne Robins family, the Robins Center is in its 49th season as one of the premier small-school college basketball arenas in the nation.

Last season, Richmond averaged 6,001 fans per game, a five percent increase from 2018-19 and the second-highest attendance for any Division I program among schools its size (enrollment of 4,002) or smaller. The only school Richmond's size or smaller to play in front of larger crowds in 2019-20 was Siena (6,228).

The Spiders average attendance ranked fifth in the Atlantic 10 last season behind Dayton, VCU, Saint Louis, and Rhode Island and among the top quarter of all Division I schools (85th out of 350). Richmond's crowds swelled as the Spiders fought their way into the NCAA Tournament conversation. An average crowd of 6,826 attended the Spiders final six home games of 2019-20, a stretch that included four sell-outs.

Renovations to the lower level of the building in 2018 resulted in the creation of the Blandford-Everett Student-Athlete Performance Center, which provides Richmond's student-athletes with the latest strength and conditioning equipment, access to a nutrition fueling center, and a state-of-the-art sports medicine facility.

The arena underwent a \$17 million renovation in 2013 that revamped the lighting system and installed four 33' x 15' video boards in the corner sections. The renovation also reduced the arena's capacity from more than 9,000 to its current 7,201.



Capacity	7,201
Season	49th
1st Game	12/3/1972 (Lvs Maryland)
All-Time Record	463-223 (4-3 this season, 14-2 last season)
2019-20 Avg Attendance	6,001
2019-20 Sellouts	4 (Dayton, GW, VCU, UMass)
Most Home Wins In A Season	16 (2014-15)

QUEALLY ATHLETICS CENTER

The Queally Athletics Center is the new home of Spiders basketball.

Opened in October following 18 months of construction, the \$15 million practice facility's centerpiece is the Spiders new practice gym. The gym includes a replica of the Robins Center court plus two additional half-courts and two more retractable baskets on the sidelines of the main court, for a total of six in the facility. Steps from the court is a 20-seat theater that allows for instant review of practice film and diagramming of offensive and defensive schemes.

The Spiders new strength and conditioning area abuts the court's endline, separated only by a pair of see-through retractable overhead doors. A six-table Sports Medicine suite, a hydrotherapy room with two pools, and a nutrition station all border the strength and conditioning area.

Locker rooms and lounges for the men's and women's team are also located on the ground floor, while the second floor includes Spider Hall, the main entrance to the Queally Athletics Center. The space, which serves to engage fans and alumni in celebration of the proud tradition of Richmond Athletics, features a giant video board as well as entrances to Millhiser Gymnasium and the University's new Student Well-Being Center, which are both adjacent to the QAC.

Head coach Chris Mooney believes that the facility will have a tremendous impact on his team. "The Queally Athletic Center will transform our entire basketball program. Our student-athletes will utilize the amenities of the physical structure each and everyday as prospective Spiders see the facility and anticipate their future at Richmond," said Mooney.

The facility is named for 1986 alumni Paul and Anne-Marie Queally, longtime supporters of the University of Richmond who contributed a \$7.5 million lead gift to launch the fundraising efforts for the new center.




MILLHISER GYMNASIUM (MILL-high-zer)

As it nears its 100th birthday, one of the most historic and celebrated buildings on Richmond's campus has been completely renovated and is now home to Richmond Athletics Student-Athlete Development Center and offices for both the men's basketball and women's basketball staff.

The newest version of Millhiser Gymnasium opened in fall 2020 after being refurbished as part of the University's construction of the Queally Athletics Center and Student Well-Being Center. A mezzanine level was installed to provide office suites for Richmond's basketball programs while the first floor, which still includes the historic gymnasium court surface, is the site of the Student-Athlete Development Center. The Center includes work and meeting space for Richmond's student-athletes as well as offices for the Spiders Academic Services and Leadership Development departments.

Millhiser's entry hall also includes a classroom that overlooks the Queally Athletics Center's practice court and a recruiting room with end zone views of Robins Stadium.

As part of Richmond Athletics commitment to a sensitive restoration of the facility, many of Millhiser's iconic Gothic windows, which had been bricked in for decades, were re-opened. Millhiser Gymnasium opened in 1921 and was Richmond's home court between 1922 and 1946.



TEAM GAME-BY-GAME

Opponent	Date	Score	W/L	Total		3-Pointers		Free throws		Rebounds				PF				PTS		AVG
				FG-FGA	PCT	3FG-FGA	PCT	FT-FTA	PCT	OFF	DEF	TOT	AVG	PF	A	TO	BLK	STL	PTS	
vs Morehead St.	11/27/2020	82-64	W	35-63	.556	7-24	.292	5-12	.417	8	27	35	35.0	11	16	12	3	8	82	82.0
at Kentucky	11/29/2020	76-64	W	29-67	.433	7-25	.280	11-14	.786	6	25	31	33.0	24	15	10	2	10	76	79.0
Wofford	12/07/2020	77-72	W	28-58	.483	8-18	.444	13-20	.650	6	26	32	32.7	13	13	9	3	7	77	78.3
UNI	12/09/2020	78-68	W	29-59	.492	8-21	.381	12-15	.800	7	32	39	34.3	16	18	13	3	9	78	78.3
at West Virginia	12/13/2020	71-87	L	23-57	.404	6-26	.231	19-29	.655	10	24	34	34.2	15	13	16	0	10	71	76.8
at Vanderbilt	12/16/2020	78-67	W	30-51	.588	6-15	.400	12-16	.750	3	24	27	33.0	15	14	13	3	8	78	77.0
vs Loyola Chicago	12/18/2020	75-73	W	27-52	.519	6-12	.500	15-19	.789	5	22	27	32.1	17	10	15	0	12	75	76.7
Hofstra	12/22/2020	71-76	L	29-57	.509	7-24	.292	6-13	.462	7	17	24	31.1	17	18	7	0	6	71	76.0
at Davidson	12/30/2020	80-74	W	31-54	.574	8-16	.500	10-12	.833	2	22	24	30.3	11	15	9	5	6	80	76.4
St. Bonaventure	01/02/2021	66-69	L	23-54	.426	6-24	.250	14-21	.667	9	20	29	30.2	16	14	9	3	6	66	75.4
Rhode Island	01/06/2021	80-73	W	29-64	.453	8-18	.444	14-17	.824	7	20	27	29.9	16	16	7	2	7	80	75.8
at George Mason	01/09/2021	77-57	W	29-65	.446	8-21	.381	11-13	.846	12	22	34	30.3	13	13	8	3	13	77	75.9
La Salle	01/23/2021	78-84	L	23-56	.411	8-25	.320	24-24	1.000	8	18	26	29.9	21	14	11	3	9	78	76.1
at Saint Joseph's	01/26/2021	79-56	W	31-61	.508	9-23	.391	8-9	.889	4	26	30	29.9	15	23	9	2	10	79	76.3
St. Mary's (MD)	02/14/2021	90-49	W	34-61	.557	16-33	.485	6-12	.500	8	28	36	30.3	6	16	12	1	14	90	77.2
at VCU	02/17/2021	56-68	L	20-61	.328	3-19	.158	13-18	.722	8	19	27	30.1	17	11	6	3	8	56	75.9
Total		1214		450-940	.479	121-344	.352	193-264	.731	110	372	482	30.1	243	239	166	36	143	1214	75.9
Opponents		1101		417-893	.467	103-319	.323	164-239	.686	143	414	557	34.8	243	189	258	35	75	1101	68.8

Richmond Averages

Games Played	Points/game	FG Pct	3FG Pct	FT Pct	Rebounds/game	Assists/game	Turnovers/game	Assist/Turnover ratio	Steals/game	Blocks/game
16	75.9	47.9	35.2	73.1	30.1	14.9	10.4	1.4	8.9	2.3

OPPONENT GAME-BY-GAME

Opponent	Date	Score	W/L	Total		3-Pointers		Free throws		Rebounds				PF	A	TO	BLK	STL	PTS	AVG
				FG-FGA	PCT	3FG-FGA	PCT	FT-FTA	PCT	OFF	DEF	TOT	AVG							
vs Morehead St.	11/27/2020	82-64	W	25-58	.431	8-30	.267	6-9	.667	6	23	29	29.0	14	11	19	2	3	64	64.0
at Kentucky	11/29/2020	76-64	W	22-61	.361	0-10	.000	20-33	.606	21	33	54	41.5	15	5	21	3	4	64	64.0
Wofford	12/07/2020	77-72	W	27-61	.443	12-34	.353	6-11	.545	12	29	41	41.3	19	14	14	1	6	72	66.7
UNI	12/09/2020	78-68	W	27-61	.443	3-19	.158	11-18	.611	7	26	33	39.3	16	10	10	2	5	68	67.0
at West Virginia	12/13/2020	71-87	L	36-62	.581	8-14	.571	7-13	.538	5	30	35	38.4	18	22	12	1	10	87	71.0
at Vanderbilt	12/16/2020	78-67	W	24-60	.400	6-22	.273	13-14	.929	13	21	34	37.7	15	10	15	1	4	67	70.3
vs Loyola Chicago	12/18/2020	75-73	W	26-55	.473	9-26	.346	12-18	.667	9	20	29	36.4	19	18	18	0	5	73	70.7
Hofstra	12/22/2020	71-76	L	29-48	.604	10-20	.500	8-15	.533	6	24	30	35.6	14	10	13	0	4	76	71.4
at Davidson	12/30/2020	80-74	W	29-61	.475	7-25	.280	9-14	.643	11	21	32	35.2	10	12	11	2	6	74	71.7
St. Bonaventure	01/02/2021	66-69	L	26-57	.456	5-18	.278	12-14	.857	12	26	38	35.5	18	9	12	4	3	69	71.4
Rhode Island	01/06/2021	80-73	W	29-55	.527	6-15	.400	9-16	.563	8	29	37	35.6	16	10	19	3	3	73	71.5
at George Mason	01/09/2021	77-57	W	23-51	.451	4-15	.267	7-9	.778	7	26	33	35.4	11	7	19	4	3	57	70.3
La Salle	01/23/2021	78-84	L	28-49	.571	9-17	.529	19-24	.792	7	24	31	35.1	20	12	18	2	5	84	71.4
at Saint Joseph's	01/26/2021	79-56	W	19-50	.380	9-24	.375	9-10	.900	5	25	30	34.7	10	9	18	3	4	56	70.3
St. Mary's (MD)	02/14/2021	90-49	W	21-53	.396	4-15	.267	3-5	.600	6	22	28	34.3	13	9	23	0	8	49	68.9
at VCU	02/17/2021	56-68	L	26-51	.510	3-15	.200	13-16	.813	8	35	43	34.8	15	21	16	7	2	68	68.8
Total		1101		417-893	.467	103-319	.323	164-239	.686	143	414	557	34.8	243	189	258	35	75	1101	68.8
Richmond		1214		450-940	.479	121-344	.352	193-264	.731	110	372	482	30.1	243	239	166	36	143	1214	75.9

Opponents Averages

Games Played	Points/game	FG Pct	3FG Pct	FT Pct	Rebounds/game	Assists/game	Turnovers/game	Assist/Turnover ratio	Steals/game	Blocks/game
16	68.8	46.7	32.3	68.6	34.8	11.8	16.1	0.7	4.7	2.2



Front Row (L to R): Quentin Southall, Andre Gustavson, Jordan Gaitley, Jacob Gilyard, Blake Francis, Sullivan Kulju, Isaiah Wilson, Gabe Arizin
Back Row (L to R): Dji Bailey, Souleymane Koureissi, Andre Weir, Grant Golden, Matt Grace, Tyler Burton, Connor Crabtree, Nathan Cayo
Not pictured: Nick Sherod



PTS-REB-AST

Opponent	Date	Score		00	1	2	3	4	10	12	13	15	21	22
				GILYARD,JA	FRANCIS,BL	KOUREISSI,	BURTON,TYL	CAYO,NATHA	KULJU,SULL	ARIZIN,GAB	CRABTREE,C	GRACE,MATT	WILSON,ISA	GUSTAVSON,
vs More	11/27/2020	82-64	W	13-5-5	13-4-5	2-1-0	7-12-0	23-1-1	DNP	DNP	DNP	6-3-1	2-2-0	DNP
at UK	11/29/2020	76-64	W	6-4-6	18-3-2	0-0-0	11-4-0	18-6-1	DNP	DNP	DNP	3-1-0	0-0-0	7-3-1
WOF	12/07/2020	77-72	W	18-5-6	8-0-1	5-2-0	12-7-0	11-6-1	DNP	DNP	DNP	0-4-3	0-0-0	8-2-0
UNI	12/09/2020	78-68	W	12-3-11	16-1-1	3-3-0	21-13-0	6-4-0	DNP	DNP	DNP	0-1-1	0-1-0	3-1-1
at WVU	12/13/2020	71-87	L	7-0-6	12-2-0	7-2-1	14-10-0	14-6-1	DNP	DNP	5-2-0	0-0-1	2-0-1	1-2-2
at Vandy	12/16/2020	78-67	W	8-2-5	21-3-4	1-0-0	13-4-0	13-3-2	DNP	DNP	6-0-0	0-1-0	DNP	2-3-0
vs Loyola	12/18/2020	75-73	W	19-1-3	27-3-2	2-1-0	4-9-2	5-2-1	DNP	DNP	0-0-0	0-0-0	DNP	4-2-0
Hof	12/22/2020	71-76	L	13-2-6	13-2-3	2-0-0	15-7-0	2-2-2	DNP	DNP	8-5-1	0-2-0	DNP	3-1-1
at DC	12/30/2020	80-74	W	7-1-5	16-1-5	2-1-0	18-11-0	15-3-1	DNP	DNP	DNP	0-0-0	0-1-0	DNP
SBU	01/02/2021	66-69	L	13-1-4	21-1-3	3-2-0	8-7-1	12-10-0	DNP	DNP	DNP	2-0-0	0-1-0	DNP
URI	01/06/2021	80-73	W	22-0-4	15-1-4	1-3-1	11-6-1	14-5-1	DNP	DNP	DNP	0-1-0	0-2-0	DNP
at GMU	01/09/2021	77-57	W	15-4-5	13-6-3	3-3-1	17-8-0	6-0-0	DNP	DNP	DNP	5-0-1	0-2-1	DNP
LaS	01/23/2021	78-84	L	5-1-4	21-2-0	0-1-1	16-12-1	12-3-3	DNP	DNP	DNP	0-0-1	0-0-0	2-0-0
at SJU	01/26/2021	79-56	W	2-4-7	18-4-3	3-2-1	25-5-1	11-3-5	0-0-1	0-0-0	DNP	10-0-2	0-1-0	2-1-0
SMCMU	02/14/2021	90-49	W	11-4-3	17-1-1	5-4-1	8-4-1	8-3-1	3-0-0	0-0-0	DNP	9-1-0	10-2-1	9-3-2
at VCU	02/17/2021	56-68	L	9-5-5	12-2-3	0-0-0	2-3-0	18-7-1	DNP	DNP	DNP	0-0-1	5-0-0	2-3-0

Opponent	Date	Score		24	25	31	33
				BAILEY,DJI	SOUTHALL,Q	GAITLEY,JO	GOLDEN,GRA
vs More	11/27/2020	82-64	W	0-1-0	DNP	DNP	16-4-4
at UK	11/29/2020	76-64	W	DNP	DNP	DNP	13-7-5
WOF	12/07/2020	77-72	W	DNP	DNP	DNP	15-4-2
UNI	12/09/2020	78-68	W	DNP	DNP	DNP	17-11-4
at WVU	12/13/2020	71-87	L	0-0-0	DNP	DNP	9-8-1
at Vandy	12/16/2020	78-67	W	DNP	DNP	DNP	14-8-3
vs Loyola	12/18/2020	75-73	W	DNP	DNP	DNP	14-7-2
Hof	12/22/2020	71-76	L	DNP	DNP	DNP	15-2-5
at DC	12/30/2020	80-74	W	DNP	DNP	DNP	22-3-4
SBU	01/02/2021	66-69	L	DNP	DNP	DNP	7-5-6
URI	01/06/2021	80-73	W	DNP	DNP	DNP	17-9-5
at GMU	01/09/2021	77-57	W	0-0-0	DNP	DNP	18-10-2
LaS	01/23/2021	78-84	L	DNP	DNP	DNP	22-6-4
at SJU	01/26/2021	79-56	W	0-0-0	DNP	0-0-0	8-7-3
SMCMU	02/14/2021	90-49	W	9-5-0	0-0-0	1-2-2	0-7-4
at VCU	02/17/2021	56-68	L	DNP	DNP	DNP	8-5-1

FAMILY BUSINESS

Several Spiders have family members who participated in college athletics.

Grad student Nick Sherod is the son of E.J. Sherod who played basketball at ODU. Nick's grandfather, Edmund, was a Hall-of-Famer at VCU before playing for the New York Knicks.

Jacob Gilyard's father Rodney is a member of Ottawa University's Athletics Hall of Fame and graduated as the school's all-time leader in assists and steals in 1992.

Sophomore Tyler Burton's father Quinton played at Providence and helped the Friars to a pair of NCAA Tournament appearances in 1989 and 1990. He scored 11.1 PPG as a senior. When he was being recruited, his final two schools were Providence and Richmond.

Grant Golden's father played at Fairfield University and he had two grandfathers that played collegiate football. Grant's brother Bryce is a sophomore on Butler's team this season.

Grad student Jordan Gaitley is the son of Stephanie Gaitley, currently the head coach of the women's basketball team at Fordham University and the head coach of Richmond's women's team from 1985-91, when she amassed a 116-63 record over six seasons at the Robins Center. Gaitley also has two older brothers who played collegiately. His oldest brother Dutch is currently an assistant coach for the Charlotte Hornets.

Sophomore Gabe Arizin is the grandson of Basketball Hall-of-Famer Paul Arizin, a 10-time NBA All-Star who twice led the league in scoring. He attended Villanova and led the nation in scoring as a senior in 1950. His No. 11 jersey has been retired by the school. He was inducted into the College Basketball Hall of Fame in 2006. Gabe's father Mike played at William & Mary and La Salle. He earned All Southern-Conference honors following his freshman and sophomore seasons at W&M.

Freshman Quentin Southall is the son of Cornelius Southall, who played defensive back for Notre Dame and led the Irish to a national championship in 1988.

Grad student Blake Francis' father Carl attended Virginia Union University and played linebacker for four seasons. He is currently the Director of Communications for the NFL Player's Association. Also in Francis' family:

- Brother Branden played football at Liberty from 2010-13
- Cousin Tyler Thornton played basketball at Duke from 2010-14
- Cousin Marques Hagans started at QB for Virginia from 2004-05 and played in 10 NFL games after being picked in the 2006 NFL Draft.



PAUL ARIZIN



SPECIALTY STATS

DATE	OPPONENT	PTS/TO	PAINT	2ND CHANCE	FAST BREAK	BENCH	TIES	LEAD CHANGES	LEADING	TRAILING	LEAD LOST/DEFICIT OVERCOME
11/27	Morehead St	19	52	7	11	10	3	7	37:20	1:20	trailed by 2 (1st - 19:49)
11/29	Kentucky	22	42	10	10	10	12	14	21:55	10:36	trailed by 6 (2nd - 19:10)
12/7	Wofford	15	38	2	14	13	2	6	36:23	2:40	trailed by 5 (2nd - 2:18)
12/9	Northern Iowa	13	40	9	9	6	3	8	24:57	13:38	trailed by 10 (1st - 3:59)
12/13	West Virginia	9	28	10	12	15	5	4	2:03	35:46	led by 2 (1st - 17:57)
12/16	Vanderbilt	20	38	1	6	9	1	0	39:11	--	--
12/18	Loyola Chicago	18	32	2	8	6	3	2	37:37	0:19	trailed by 1 (1st - 16:55)
12/22	Hofstra	13	32	9	6	13	2	10	9:26	28:44	led by 9 (2nd - 10:28)
12/30	Davidson	16	36	4	7	2	8	3	27:25	7:24	trailed by 5 (2nd - 7:26)
1/2	St. Bonaventure	11	32	8	4	5	4	16	4:11	31:43	led by 2 (1st - 10:37)
1/6	Rhode Island	20	32	4	13	1	5	2	36:27	0:43	trailed by 2 (2nd - 19:28)
1/9	George Mason	31	38	14	7	8	1	0	39:12	--	--
1/23	La Salle	20	26	7	14	2	7	13	19:00	17:40	led by 7 (1st - 15:09)
1/26	Saint Joseph's	22	34	7	8	15	1	7	34:23	4:55	trailed by 3 (1st - 19:35)
2/14	St. Mary's (MD)	29	28	9	9	46	4	1	35:35	1:22	trailed by 3 (1st - 19:25)
2/17	VCU	13	28	6	6	7	8	9	5:10	27:42	led by 5 (1st - 8:42)

SPIDER BITES

When asked what sport they are best at besides basketball, there was little agreement among the Spiders. Three each chose baseball (Bailey, Crabtree, and Golden) and football (Francis, Weir, Wilson), with lacrosse (Arizin, Grace), soccer (Cayo, Gustavson), and tennis (Burton, Gilyard) also receiving multiple votes. Perhaps unsurprisingly, no one echoed Sullivan Kulju, who claims his best non-basketball sport is badminton, or Jordan Gaitley, who chose cornhole.



Freshman Quentin Southall said his favorite quarantine activity was painting, while Sullivan Kulju said it was playing Pokemon. The most popular answer (six of 17) among the Spiders was playing video games. When it comes to preferred gaming system, 76 percent of the Spiders (13 of 17) prefer PlayStation to Xbox.

The race for favorite podcast was a runaway, as more than half (eight of 17) of the Spiders chose The Big Guard Podcast, hosted by current Spiders Grant Golden and Nick Sherod along with Grant's brother Bryce, currently a junior at Butler.

While Tyler Burton professes to cook an excellent filet mignon and Connor Crabtree says he makes an stellar pasta dish with shrimp or chicken, more than 40 percent (seven of 17) of this year's Spiders said the best thing they can cook is simply some version of eggs. Asked how they like their eggs, 65 percent (11 of 17) chose scrambled.



Speaking of chicken, 71 percent of the Spiders say chicken is their meat of choice, with 29 percent opting for beef. There are no self-professed vegetarians on this year's roster.

The majority of Spiders who were willing to reveal their nicknames are called something close to their given name by friends and teammates, including Q for Quentin Southall, Zay for Isaiah Wilson, Crab for Connor Crabtree, Goose for Andre Gustavson, and T-Burt for Tyler Burton. Among the more creative nicknames are Stick Work (Nick Sherod), School You (Sullivan Kulju), Swerve (Grant Golden), Blizz (Blake Francis), and Pill (Jacob Gilyard).



There was a wide variety of choices when the Spiders were asked to choose their favorite non-basketball athlete ever, with no individual picked more than twice. Bo Jackson was the choice for freshmen Dji Bailey and Andre Weir, despite the fact that Jackson played his last pro sporting event in 1994, more than seven years before either Bailey or Weir were born. Portuguese soccer superstar Cristiano Ronaldo also received two votes (Connor Crabtree and Andre Gustavson), while teammates Tyler Burton and Nathan Cayo chose Serena Williams.

More bus trips due to COVID-19 protocols are bad news for the 53 percent of Spiders (nine of 17) who would rather fly than drive.

Faced with the eternal question of whether they prefer ninjas or pirates, a whopping 82 percent (14 of 17) of Spiders chose ninjas. That's hARRRRRRRd news for Grant Golden, Jacob Gilyard, and Quentin Southall, who picked pirates.



The Spiders were divided on whether they prefer Netflix or YouTube, with each service receiving eight votes. Sullivan Kulju declined to choose, instead naming Hulu as his streaming service of choice.



More than half (nine of 17) of this year's Spiders chose the ocean as their preferred body of water, more than river (three) and lake (five) combined. Jacob Gilyard is such a fan of spending time at lakes he said that going to the lake was his favorite activity during quarantine.

There are 16 Spiders on this year's team who say they prefer showers to baths. And then there's Isaiah Wilson.

Only four Spiders have tattoos: Dji Bailey and Connor Crabtree each have one while Isaiah Wilson has two. Jacob Gilyard has three, all of which he got this October.



Richmond's road blues were the runaway winner when this year's Spiders were asked to choose their favorite uniform. The blues were the choice of 11 Spiders, while three chose the home whites and three chose the alternate reds.



INDIVIDUAL GAME HIGHS

POINTS	27	Blake Francis vs Loyola Chicago (N) (12/18/2020)
	25	Tyler Burton at Saint Joseph's (01/26/2021)
	23	Nathan Cayo vs Morehead St. (N) (11/27/2020)
	22	Grant Golden vs La Salle (01/23/2021)
	22	Jacob Gilyard vs Rhode Island (01/06/2021)
	22	Grant Golden at Davidson (12/30/2020)
FIELD GOALS MADE	10	Tyler Burton at Saint Joseph's (01/26/2021)
	10	Nathan Cayo vs Morehead St. (N) (11/27/2020)
FIELD GOAL ATTEMPTS	19	Blake Francis at Kentucky (11/29/2020)
	18	Blake Francis at George Mason (01/09/2021)
	18	Grant Golden vs UNI (12/09/2020)
FIELD GOAL PERCENTAGE (min 5 made)	1.000	(10-10) Nathan Cayo vs Morehead St. (N) (11/27/2020)
	1.000	(6-6) Nathan Cayo at Vanderbilt (12/16/2020)
3 PT FG MADE	6	Jacob Gilyard vs Rhode Island (01/06/2021)
	4	Blake Francis vs Loyola Chicago (N) (12/18/2020)
	4	Jacob Gilyard vs Wofford (12/07/2020)
3 PT FG ATTEMPTS	11	Blake Francis vs La Salle (01/23/2021)
	10	Blake Francis vs St. Bonaventure (01/02/2021)
	10	Blake Francis at West Virginia (12/13/2020)
	10	Blake Francis at Kentucky (11/29/2020)
3 PT FG PERCENTAGE (min 2 made)	1.000	(3-3) Grant Golden at Davidson (12/30/2020)
	1.000	(2-2) Grant Golden vs La Salle (01/23/2021)
FREE THROWS MADE	8	Nathan Cayo at VCU (02/17/2021)
	8	Tyler Burton vs La Salle (01/23/2021)
FREE THROW ATTEMPTS	9	Nathan Cayo at VCU (02/17/2021)
	8	Tyler Burton vs La Salle (01/23/2021)
	8	Souleymane Koureissi at West Virginia (12/13/2020)
	8	Nathan Cayo vs Wofford (12/07/2020)
FREE THROW PERCENTAGE (min 3 made)	1.000	(8-8) Tyler Burton vs La Salle (01/23/2021)
	1.000	(6-6) Nathan Cayo vs La Salle (01/23/2021)
	1.000	(6-6) Blake Francis vs La Salle (01/23/2021)
	1.000	(5-5) Jacob Gilyard vs UNI (12/09/2020)
	1.000	(4-4) Grant Golden vs La Salle (01/23/2021)
	1.000	(4-4) Grant Golden at George Mason (01/09/2021)
	1.000	(4-4) Jacob Gilyard vs Rhode Island (01/06/2021)
	1.000	(4-4) Connor Crabtree vs Hofstra (12/22/2020)
	1.000	(4-4) Andre Gustavson vs Loyola Chicago (N) (12/18/2020)
	1.000	(4-4) Blake Francis at Vanderbilt (12/16/2020)
	1.000	(4-4) Tyler Burton vs UNI (12/09/2020)
	1.000	(4-4) Grant Golden at Kentucky (11/29/2020)
	1.000	(3-3) Nathan Cayo at Saint Joseph's (01/26/2021)
	1.000	(3-3) Blake Francis at Davidson (12/30/2020)
	1.000	(3-3) Blake Francis at Kentucky (11/29/2020)
REBOUNDS	13	Tyler Burton vs UNI (12/09/2020)
	12	Tyler Burton vs La Salle (01/23/2021)
	12	Tyler Burton vs Morehead St. (N) (11/27/2020)
ASSISTS	11	Jacob Gilyard vs UNI (12/09/2020)
	7	Jacob Gilyard at Saint Joseph's (01/26/2021)
STEALS	6	Jacob Gilyard at Vanderbilt (12/16/2020)
	5	Jacob Gilyard at George Mason (01/09/2021)
	5	Jacob Gilyard vs Rhode Island (01/06/2021)
	5	Jacob Gilyard vs Wofford (12/07/2020)
	5	Jacob Gilyard at Kentucky (11/29/2020)





CHRIS MOONEY

HEAD COACH

16th SEASON

PRINCETON, 1994

Chris Mooney is the winningest coach in Richmond basketball's storied history, having compiled a 274-222 record in his first 15 seasons with the Spiders. In 2019-20, Mooney led Richmond to one of the best regular seasons in program history and was on the verge of taking the Spiders to the NCAA Tournament for the third time when the postseason was canceled due to COVID-19.

Despite not having a senior on the roster, the Spiders went 24-7, tying the school record for regular-season wins, and posted three wins over power-conference opponents, including a victory over eventual Big Ten champion Wisconsin in the Legends Classic. Richmond went 14-4 in conference play, a program record for conference wins in a season, and finished second in the Atlantic 10, the highest regular-season finish for UR since joining the conference in 2001. Mooney's Spiders relied on a starting lineup comprised entirely of juniors, three of whom -- Jacob Gilyard, Blake Francis, and Grant Golden -- earned All-Atlantic 10 honors following the season. Gilyard was also named A-10 Defensive Player of the Year and was a semifinalist for the Naismith National Defensive Player of the Year Award after leading D-I with 99 steals, a single-season school record. The Spiders received votes in the AP Top 25 six times, including a season-high six in the final poll of the season. Richmond's turnaround was one of the most impressive in the nation, with the Spiders 11-win improvement from 2018-19 tying for the third-highest of any team in Division I.

Hired by Richmond prior to the 2005-06 season, Mooney has led the Spiders to seven postseason appearances, including two NCAA Tournaments and two NIT Quarterfinals, and is the second longest-tenured coach in the Atlantic 10, trailing only Bob McKillop (Davidson). Mooney enters 2020-21 fifth all-time in conference history in both A-10 wins by a head coach (138) and overall wins by an A-10 head coach (274).

Mooney has earned many honors at Richmond. He was tabbed the Sporting News Atlantic 10 Coach of the Year in 2010, while also being selected as a finalist for the Jim Phelan National Coach of the Year Award. That same year, he won Richmond's Voice of the University Award, given to a faculty or staff member for being a voice that represents the University of Richmond in a positive manner to the wider community. Later in 2010, Richmond Style Weekly tabbed him for the 40 Under 40 list, spotlighting UR's community involvement with the homeless, Special Olympics, Arthritis Foundation, Friends of Jaclyn Foundation and the ASK Foundation for Childhood Cancer Research. For the last five years, Mooney has headlined the Coaches' Cookoff which raises money for Max's Positive Vibe Cafe, a non-profit dedicated to training and employing people with learning disabilities.

22 of Mooney's former players have gone on to play professionally in either the NBA, the G League, or overseas, including at least one from 11 of the last 14 graduating classes.

In 2018-19, the Spiders became the first team in four years to place a pair of sophomores on the Atlantic 10's All-Conference teams, as Jacob Gilyard earned Second Team honors and Grant Golden was named to the Third Team. Gilyard and Golden were forced into bigger roles after junior Nick Sherod, the Spiders most experienced starter, suffered a season-ending knee injury in late November. In December, the Spiders knocked off ACC-foe Wake Forest for Chris Mooney's 240th win at Richmond, moving him past Dick Tarrant as the winningest coach in school history.

In 2017-18, Mooney oversaw the development of one of the nation's youngest teams with a junior, two sophomores, and two freshmen in the starting lineup. Facing one of the 25 most difficult out-of-conference schedules in Division I, the Spiders entered A-10 play with a 2-10 record. But Richmond exceeded expectations in the conference, finishing tied for fifth with a 9-9 record that included a pair of wins against crosstown rival VCU and a 2-0 mark against eventual league champion Davidson. Following a 3-13 start, Richmond went 9-7 over the final two months of the season.

In 2016-17, the Spiders swept the two major Atlantic 10 awards, with senior T.J. Cline winning A-10 Player of the Year and freshman De'Monte Buckingham earning Rookie of the Year honors. It was just the third time one school swept the awards in A-10 history. UR rebounded from a 6-6 start to finish third in A-10 play and earn an NIT bid where the Spiders won games at Alabama and home vs Oakland.

In 2014-15, Richmond finished the regular season on a six-game winning streak, and was one of the "Last Four Out" of the NCAA Tournament at-large field, thereby securing the No. 1 seed and home-court advantage in the NIT, where they would reach the tournament's quarterfinals.

2009-10 and 2010-11 are remembered as two of the top seasons in Mooney's coaching career and in Spider basketball history. In the spring of 2010, Richmond earned its first NCAA at-large bid since 2004, garnering a seven seed before falling in the first round of the tournament. Mooney was named the 2010 Sporting News Atlantic 10 Coach of the Year, and was a finalist for the 2010 Jim Phelan National Coach of the Year award. The Spiders finished the season ranked 24th in the final AP Top 25.

In 2011, Richmond defeated Dayton in the A-10 championship game to earn Mooney's first conference championship, the Spiders first and only league title since Richmond joined the Atlantic 10 in 2001. The 2010-11 Spiders would go on to the second Sweet 16 in program history by downing Vanderbilt and Morehead State in the NCAA Denver Subregional. The Spiders run came to an end at the hands of Kansas in San Antonio. Richmond finished 29-8, set a school record for wins, and finished 21st in the coaches poll.

Mooney previously coached at Air Force for five seasons: three as an assistant, one as an associate head coach and his final season as head coach. In 2004-05, Mooney led the Falcons to an 18-12 record and votes in the national polls. His 18 victories were the most by a first-year head coach at Air Force.

Mooney began coaching at the high school level, taking a job at Lansdale Catholic High School in Lansdale, Pa., in 1994. His first college coaching experience came at Division III Beaver College, now known as Arcadia University. He spent two seasons there from 1998-2000. While at Beaver College, Mooney only coached part-time, spending much of his time as an event coordinator. He helped plan weddings and events while also serving as the team manager. Mooney is married to the former Lia Chomat, a Princeton graduate who also has a doctorate in psychology from Penn. The couple has two sons, Danny and Ryan.

COACHING HONORS

2010 Sporting News Atlantic 10 Coach of the Year
2010 Jim Phelan National Coach of the Year Finalist

POSTSEASON ACCOMPLISHMENTS

2017 NIT Quarterfinals
2015 NIT Quarterfinals
2013 CBI Quarterfinals
2011 NCAA Sweet 16
2011 Atlantic 10 Tournament Champions
2010 NCAA First Round
2009 CBI Semifinals
2008 CBI First Round

AS A HEAD COACH

YEAR	SCHOOL	RECORD	CONF.	FINISH
2020-21	Richmond	11-5	4-3	--
2019-20	Richmond	24-7	14-4	2nd
2018-19	Richmond	13-20	6-12	t-10th
2017-18	Richmond	12-20	9-9	t-5th
2016-17	Richmond	22-13	13-5	t-3rd
2015-16	Richmond	16-16	7-11	9th
2014-15	Richmond	21-14	12-4	4th
2013-14	Richmond	19-14	8-8	7th
2012-13	Richmond	19-15	8-8	t-8th
2011-12	Richmond	16-16	7-9	t-9th
2010-11	Richmond	29-8	13-3	3rd
2009-10	Richmond	26-9	13-3	3rd
2008-09	Richmond	20-16	9-7	t-5th
2007-08	Richmond	16-15	9-7	t-4th
2006-07	Richmond	8-22	4-12	t-12th
2005-06	Richmond	13-17	6-10	t-11th
2004-05	Air Force	18-12	9-5	3rd
1999-00	Arcadia (D3)	16-10	12-4	2nd
1998-99	Arcadia (D3)	8-17	7-9	6th
Richmond (2005-pres.)		285-227 (.557)	142-117 (.548)	
Air Force (2004-05)		18-12 (.600)	9-5 (.643)	
Career Record (D-I only)		303-239 (.559)	151-122 (.553)	

Head Coach, Richmond, 2005-present
Head Coach, Air Force, 2004-05
Associate Head Coach, Air Force, 2003-04
Assistant Coach, Air Force, 2000-03
Head Coach, Arcadia University (Div III), 1997-00

AS A PLAYER

A 1994 graduate with a B.A. in English, Mooney led Princeton to the NCAA Tournament twice following a pair of conference titles. The four-year letterwinner amassed 1,071 points, which ranks 25th on Princeton's all-time scoring list entering 2019-20, and started all 107 games in his career.





#0 JACOB GILYARD G | SR | 5'9" | 160 KANSAS CITY, MO THE BARSTOW SCHOOL

SENIOR (2020-21)

GAME-BY-GAME

2/14 vs St. Mary's (MD) - Scored all 11 of his points in the 1st half ... Added a game-high 4 steals ... 1/28 - 1 of 15 players named to the watch list for Naismith National Defensive Player of the Year by the Atlanta Tipoff Club ... 1/9 at George Mason - Had 5 steals and 5 assists to go with 15 points ... Entered top 20 on UR's career scoring list, passing Mike Skrocki (1,408) ... 1/6 vs Rhode Island - Had a season-high 22 points to lead all scorers ... his 20th 20-point game at Richmond ... Shot 6-8 on three-pointers ... Added 5 steals to tie Tim Winn (SBU) for 3rd-most in A-10 history with 319 ... 12/18 vs Loyola Chicago - Scored 19 points ... Registered all 4 of his steals in 1st half, including 3 in final 70 seconds ... Hit the 200th 3-pointer of his career ... 12/16 at Vanderbilt - Registered 6 steals to go over 300 career steals and move past VCU's Briante Weber for the fifth-most steals in A-10 history ... 12/9 vs UNI - Registered a career-high 11 assists, the most by a Spider since 2017 and tied for the 11th most in a game in school history ... Had more assists than the entire UNI team (10) ... Added 12 points for his third career double-double ... 12/7 vs Wofford - Led Richmond in points (18), assists (6), and steals (5) ... Made three-pointer and had 2 steals in final 20 seconds to seal win ... Passed Scott Ungerer (479) for second-most assists in UR history ... 11/29 vs Kentucky - Team-high 6 Ast were more than entire Kentucky team (5) ... Had game-high 5 steals (4 in second half) ... [Steal and behind-the-back pass](#) to Blake Francis for a layup was #1 on SportsCenter's Top 10 Plays that evening

- 1 of 20 players named to watch list for Bob Cousy Award, given to the nation's top point guard
- First Team Preseason All-Atlantic 10 selection and A-10 Preseason All-Defense Team selection ... joined Kevin Anderson (2009, 2010) as the only Spiders to be named First Team Preseason All-A-10 twice ... first Spider to be named to the A-10 Preseason All-Defense Team three times

JUNIOR (2019-20)

- Named A-10 Defensive Player of the Year, First Team All-Atlantic 10, and A-10 All-Defense Team ... First Spider to win A-10 Defensive Player of the Year since Tony Dobbins in 2004 and first Spider named First Team All-Atlantic 10 since T.J. Cline in 2017
- 1 of 10 semifinalists for Naismith National Defensive Player of the Year
- Also named Second Team All-State by VaSID and Second Team All-District in NABC District 4 (A-10)
- Led Division I with 3.2 steals per game and recorded 99 steals, breaking his own Richmond single-season record
- Became Spiders career steals leader with his 228th career steal vs Saint Louis on January 11th
- Finished 10th in D-I in assist-to-turnover ratio (2.97)
- Averaged 12.7 points per game (tied for third on team) and team-high 5.7 assists per game (third in A-10, 29th in D-I)
- 178 assists were fourth-most in a season in school history ... Ended season with 468 career assists, third most in school history
- Ended season with 190 career three-pointers, eighth most in school history
- Finished season with a career FT percentage of 79.9, eighth best in school history (minimum 200 attempts)
- 1 of two Spiders to start all 31 games ... Played team-high 36.6 minutes per game (second most in A-10 and 31st in D-I)

SOPHOMORE (2018-19)

- Selected Second Team All-Conference and named to All-Defense Team by Atlantic 10 ... First Spider to make All-Defense Team since Darrius Garrett in 2012 and second Spiders sophomore to ever make First Team or Second Team All-Atlantic 10 (Kevin Anderson - 2009)
- Named Second Team All-District 4 (Atlantic 10) by National Association of Basketball Coaches (NABC) and A-10 Player of the Year by Hoops HD
- Set UR records for assists (290), steals (177), and three-pointers (132) by a player in his first two seasons ... 868 points were fifth-most ever by Spider in his first two seasons
- Scored 17.9 points per game during conference play, best in the A-10 ... Over full season, averaged 16.2 points per game, fifth best in the conference
- Led A-10 and ranked seventh in D-I with 2.84 steals per game ... 88 steals were second most in a season in school history, trailing only his 89 in 2017-18
- Ranked fourth in A-10 in assists per game (5.2) and second in A-10 in assist-to-turnover ratio (2.13) ... 160 assists were fifth most in a season in school history
- Ranked third in A-10 in minutes per game (37.3), the most by a Spider since 2002 (Scott Ungerer - 38.4) ... Played 40 minutes in 12 games
- Made a team-high 74 three-point field goals, third most in the A-10 ... Tied school record with eight three-pointers at Dayton on January 6
- Recorded third-highest FG pct (47.2) among D-I players under six feet (among qualifiers)

FRESHMAN (2017-18)

- Set Spiders single-season record with 89 steals, breaking mark held by Tony Dobbins (85 in 2003-04) ... Recorded most steals by D-I freshman since Marcus Smart in 2012-13 ... Averaged 2.78 steals per game, sixth most in D-I
- Played team-high 36.5 minutes per game, third most among D-I freshmen and sixth most for any player in the A-10 ... 1,167 minutes played were most by freshman in Spiders history
- Set Spiders record for assists by a freshman, finishing with 130 assists to break the mark held by Ken Atkinson (115) since 1986-87 ... 130 assists were ninth-most in a

CAREER HIGHS

Statistic	Value	
Points	31	vs IUPUI 11/16/18
Rebounds	8	4 times
Assists	11	vs UNI 12/09/20
Steals	7	vs Oral Roberts 12/15/18, vs High Point 12/22/18, vs Vanderbilt 11/14/19
Blocks	1	7 times
FG Made	12	vs IUPUI 11/16/18
FG Attempts	17	vs Oral Roberts 12/15/18, at Dayton 01/06/19, vs Dayton 01/25/20
3FG Made	8	at Dayton 01/06/19
3FG Attempts	16	at Dayton 01/06/19
FT Made	10	at Alabama 12/29/19
FT Attempts	11	vs Saint Francis (PA) 11/08/19, at Alabama 12/29/19

CAREER STATS

			Field Goals		3-Point		F-Throws		Rebounds											Scoring	
SEASON TEAM	GP-GS	MIN/AVG	FG-FGA	FG%	3FG-FGA	3FG%	FT-FTA	FT%	OFF	DEF	TOT	AVG	PF-FO	AST	TO	BLK	STL	PTS	AVG		
2017-18	UR	32-32	1166/36.4		126-279	.452	58-151	.384	56-67	.836	15	54	69	2.2	56-0	130	54	1	89	366	11.4
2018-19	UR	31-31	1156/37.3		177-375	.472	74-204	.363	74-96	.771	20	70	90	2.9	52-0	160	75	1	88	502	16.2
2019-20	UR	31-31	1132/36.5		132-283	.466	58-158	.367	73-91	.802	11	84	95	3.1	52-0	178	60	5	99	395	12.7
2020-21	UR	16-16	588/36.8		64-157	.408	30-93	.323	22-26	.846	4	38	42	2.6	24-0	85	24	0	58	180	11.3
TOTAL		110-110	4043/36.8		499-1094	.456	220-606	.363	225-280	.804	50	246	296	2.7	184-0	553	213	7	334	1443	13.1

Most Career Points, Richmond History

Name	Points	Games
14. Terry Allen	1,491	134
15. Jarod Stevenson	1,482	111
16. Justin Harper	1,457	137
17. Jacob Gilyard	1,443	110

Most Career Assists, Richmond History

Name	Assists	Games
1. Greg Beckwith	573	116
2. Jacob Gilyard	553	110
3. Scott Ungerer	479	120

Most Career 3-Pointers, Spiders History

Name	3-Pts	Games
1. Kendall Anthony	270	134
2. Jonathan Baker	241	114
3. David Gonzalvez	237	131
4. Reggie Brown	235	137
5. ShawnDre' Jones	227	132
6. Jacob Gilyard	220	110
6. Mike Skrocki	220	127

Most Career Steals, Division I History

Name	Steals	Last Yr
1. John Linehan (PROV)	385	2002
2. Eric Murdock (PROV)	376	1991
3. Briante Weber (VCU)	374	2015
4. Pepe Sanchez (TU)	365	2000
5. Cookie Belcher (NEB)	353	2001
6. Kevin Braswell (GTWN)	349	2002
7. Bonzi Wells (BSU)	347	1998
8. Obie Trotter (AA&M)	346	2006
9. Gerald Walker (SFU)	344	1996
10. Johnny Rhodes (MD)	344	1996
11. Devan Downey (CIN/SC)	342	2010
12. Michael Anderson (DREX)	341	1988
13. Kenny Robertson (CLEV)	341	1990
14. Aaron Craft (OSU)	337	2014
15. Jacob Gilyard (UR)	334	--
15. Keith Jennings (ETSU)	334	1991



#0 JACOB GILYARD (CONTINUED)

season in Spiders history ... Averaged 4.1 assists per game, 18th most by D-I freshman, second most by A-10 freshman, and 10th most of any A-10 player

- 2.41 assist-to-turnover ratio ranked fifth among D-I freshmen and third most of any A-10 player (minimum three assists per game)
- Averaged 11.4 points per game, most by a Spiders true freshman since Kendall Anthony in 2011-12 (13.0) ... ranked seventh among A-10 freshmen in scoring ... 366 total points were tied for sixth most by a freshman in Spiders history
- Made 83.6 percent of his free throws (56-67), best on the team and the 10th-best single-season rate in Spiders history (minimum 50 attempts)

HIGH SCHOOL

- Advanced to state title game in three of his four seasons, winning Barstow's first state title since 1995 as a sophomore in 2015
- Missouri Class 3 All-State selection after sophomore, junior, and senior seasons ... named Missouri Class 3 Player of the Year in 2017
- Averaged 33.2 points and 7.0 assists per game as senior ... won DiRenna Award, given to the top high school basketball player in the Kansas City area
- Set Barstow single-game school scoring record with 50 points vs Washington on Dec. 5, 2016
- Played for Billy Thomas, who appeared in 53 NBA games over three seasons and was a third-team All-Big 12 selection following his senior season at Kansas in 1998

PERSONAL

- Son of Rodney and Tanya
- Father Rodney graduated from Ottawa University (Kan.) in 1992 as school's career leaders in assists and steals ... inducted into Ottawa's Athletics Hall of Fame in 2015
- Has two older siblings (Chris and Marleigh) and one younger sibling (Roman)
- Has "Roman's Army" tattooed on his wrist in support of his younger brother, who is autistic (story via The Athletic: <https://bit.ly/Gilyardfamily>)
- Born on July 14, 1998

GAMELOGS

Opponent	Date	GS	MIN	Total		3-Pointers		Free throws		Rebounds		PF	A	T/O	BLK	STL	PTS	AVG			
				FG-FGA	PCT	3FG-3FGA	PCT	FT-FTA	PCT	OFF	DEF								TOT	AVG	
vs Morehead St.	11/27/2020	*	32:57	6-13	.462	1-6	.167	0-0	.000	0	5	5	5.0	1	5	2	0	13	13.0		
at Kentucky	11/29/2020	*	35:30	3-13	.231	0-8	.000	0-0	.000	0	4	4	4.5	3	6	1	0	5	9.5		
Wofford	12/07/2020	*	37:27	6-14	.429	4-7	.571	2-3	.667	0	5	5	4.7	1	6	1	0	18	12.3		
UNI	12/09/2020	*	38:54	3-8	.375	1-4	.250	5-5	1.000	0	3	3	4.3	1	11	1	0	4	12.3		
at West Virginia	12/13/2020	*	39:02	3-7	.429	1-4	.250	0-0	.000	0	0	0	3.4	0	6	2	0	4	7		
at Vanderbilt	12/16/2020	*	37:29	3-7	.429	2-5	.400	0-1	.000	1	1	2	3.2	3	5	2	0	6	10.7		
vs Loyola Chicago	12/18/2020	*	38:46	6-13	.462	2-6	.333	5-6	.833	0	1	1	2.9	3	3	1	0	4	19		
Hofstra	12/22/2020	*	40:00	5-11	.455	3-9	.333	0-0	.000	1	1	2	2.8	3	6	1	0	3	13		
at Davidson	12/30/2020	*	37:32	2-6	.333	1-4	.250	2-2	1.000	0	1	1	2.6	0	5	2	0	1	7		
St. Bonaventure	01/02/2021	*	38:20	5-13	.385	1-6	.167	2-3	.667	0	1	1	2.4	3	4	2	0	3	13		
Rhode Island	01/06/2021	*	36:50	6-10	.600	6-8	.750	4-4	1.000	0	0	2	2.2	0	4	2	0	5	22		
at George Mason	01/09/2021	*	38:31	5-13	.385	3-8	.375	2-2	1.000	1	3	4	2.3	1	5	0	0	5	15		
La Salle	01/23/2021	*	38:45	2-8	.250	1-5	.200	0-0	.000	0	1	1	2.2	3	4	4	0	3	5		
at Saint Joseph's	01/26/2021	*	36:16	1-4	.250	0-3	.000	0-0	.000	0	4	4	2.4	0	7	0	0	2	11.4		
St. Mary's (MD)	02/14/2021	*	21:57	4-6	.667	3-5	.600	0-0	.000	1	3	4	2.5	0	3	1	0	4	11		
at VCU	02/17/2021	*	40:00	4-11	.364	1-5	.200	0-0	.000	0	5	5	2.6	2	5	2	0	1	9		
Totals			16	588:16	64-157	.408	30-93	.323	22-26	.846	4	38	42	2.6	24	85	24	0	58	180	11.3

Player Averages

Games Played	Minutes/ game	Points/ game	FG Pct	3FG Pct	FT Pct	Rebounds/ game	Assists/ game	Turnovers/ game	Assist/Turnover ratio	Steals/ game	Blocks/ game
16	36.8	11.3	40.8	32.3	84.6	2.6	5.3	1.5	3.5	3.6	0.0





#1 BLAKE FRANCIS G | GR | 6'0" | 175 HERNDON, VA WESTFIELD/WAGNER

GRADUATE STUDENT (2020-21)

GAME-BY-GAME

2/17 at VCU - Scored all 12 of his points after halftime ... 2/14 vs St. Mary's (MD) - Scored a game-high 17 points in 18 minutes ... 1/26 at Saint Joseph's - Scored 18 points and made his first 6 shots from the field ... 1/23 vs La Salle - Limited to season-low 28 minutes due to foul trouble while scoring 21 points (2nd most on team) ... 1/2 vs St. Bonaventure - Scored a game-high 21 points, his third 20-point effort in his last five games ... 12/30 at Davidson - Sealed win with deep three-pointer with 46 seconds remaining as shot clock expired ... 12/18 vs Loyola Chicago - Scored a game-high 27 points, 2 shy of his career high ... Made 4-5 from 3-point range ... 12/16 at Vanderbilt - Scored a team-high 21 points, his 20th career 20-point game ... Scored 14 in 1st half as UR raced to 45-21 halftime lead ... 11/29 vs Kentucky - 18 Pts were tied for most among Spiders ... Three-pointer with 57 seconds left gave UR its largest lead at 16

- Second Team Preseason All-Atlantic 10 selection ... One of three Spiders to be named to the A-10's Preseason First Team or Second Team, the most for any school since Xavier in 2011 (also three)

REDSHIRT JUNIOR (2019-20)

- Named Second Team All-Atlantic 10 and selected Second Team All-District in NABC District 4 (A-10)
- Averaged a team-high 17.7 points per game, fourth in the Atlantic 10 and most by a Spider since T.J. Cline in 2016-17
- Started all 25 games he appeared in, missing six games after fracturing his sternum vs Saint Louis on January 11
- Led Spiders in scoring 10 times, most of any player, and led Richmond with eight 20-point games
- Shot team-high 80.5 percent on free throws, seventh in the A-10
- Made 2.64 three-pointers per game, third in the A-10
- 66 three-pointers were most by Spider in his first year with Richmond since Kendall Anthony in 2011-12 (68)

2018-19

- Signed with the Spiders on April 10, 2018 after receiving interest from many schools, including St. Bonaventure and Loyola-Chicago, following his announcement that he would transfer from Wagner ... Sat out season due to NCAA transfer regulations

SOPHOMORE (2017-18 • WAGNER COLLEGE)

- Averaged team-high 17.3 points per game, the fifth-best mark in the Northeast Conference
- Set school record with 102 three-pointers ... Led NEC in three-pointers and tied for 26th in Division I
- Led team in 3-pt FG pct (40.2 - 8th in NEC) & FT pct (80.6 - 4th in NEC)
- Recorded team-high 52 steals, fifth most in the conference
- Led Wagner to 23-10 record and regular-season conference title
- Scored team-high 23 points in loss at Baylor in first round of NIT
- Scored career-high 29 points in win vs Bryant on February 8
- Second-Team All-Northeast Conference selection

FRESHMAN (2016-17 • WAGNER COLLEGE)

- Averaged 7.2 points while appearing in 28 games with three starts
- Led team in three-point field goal percentage at 42.2 percent, the second-best mark in the conference ... Ranked 19th among D-I freshmen in three-point shooting (minimum 100 attempts)
- Team's leading scorer off the bench (188 points)
- Scored season-high 20 points in win vs eventual league champion Mount St. Mary's on February 16
- Made first career start in third game of season, a 73-65 win at American on November 22

HIGH SCHOOL

- Averaged 20.1 points as a senior at Westfield High School (Chantilly, Va.)
- Led team to 6A state title in 2016 ... earned Second Team All-State honors

CAREER HIGHS

Statistic	Value	
Points	29	vs Bryant 02/08/18, at Hampton 12/03/19
Rebounds	7	vs Sacred Heart 01/04/18
Assists	6	vs Wisconsin 11/25/19, at Hampton 12/03/19
Steals	7	vs Mercy 12/10/17
Blocks	1	vs American 11/18/17
FG Made	9	5 times
FG Attempts	22	at St. Bonaventure 02/22/20
3FG Made	6	at Saint Francis (PA) 01/26/18, vs Bryant 02/08/18, at Hampton 12/03/19
3FG Attempts	13	vs LIU 03/06/18, at St. Bonaventure 02/22/20
FT Made	9	at NJIT 11/11/17, at Rider 12/16/17
FT Attempts	11	at NJIT 11/11/17

CAREER STATS

SEASON	TEAM	GP-GS	MIN/AVG	FG-FGA	FG%	3FG-FGA	3FG%	FT-FTA	FT%	OFF	DEF	TOT	AVG	PF-FO	AST	TO	BLK	STL	PTS	AVG
2016-17	WC	28-3	575/20.5	64-151	.424	43-102	.422	30-40	.750	20	18	38	1.4	66-1	31	21	0	18	201	7.2
2017-18	WC	32-22	1046/32.7	182-423	.430	102-254	.402	87-108	.806	20	40	60	1.9	81-2	54	48	1	52	553	17.3
2019-20	UR	25-25	817/32.7	153-367	.417	66-182	.363	70-87	.805	14	42	56	2.2	44-0	50	50	0	28	442	17.7
2020-21	UR	16-16	548/34.3	95-228	.417	37-111	.333	34-46	.739	6	30	36	2.3	39-0	40	28	0	24	261	16.3
TOTAL FOR UR		41-41	1365/33.3	248-595	.417	103-293	.352	104-133	.782	20	72	92	2.2	83-0	90	78	0	52	703	17.1
TOTAL		101-66	2986/29.6	494-1169	.423	248-649	.382	221-281	.786	60	130	190	1.9	230-3	175	147	1	122	1457	14.4

GAMELOGS

Opponent	Date	GS	MIN	Total		3-Pointers		Free throws		Rebounds				PF	A	T/O	BLK	STL	PTS	AVG
				FG-FA	PCT	3FG-3FA	PCT	FT-FTA	PCT	OFF	DEF	TOT	AVG							
vs Morehead St.	11/27/2020	*	34:00	5-11	.455	3-6	.500	0-1	.000	0	4	4	4.0	1	5	0	0	1	13	13.0
at Kentucky	11/29/2020	*	39:07	6-19	.316	3-10	.300	3-3	1.000	1	2	3	3.5	2	2	2	0	3	18	15.5
Wofford	12/07/2020	*	35:18	3-12	.250	1-5	.200	1-1	1.000	0	0	0	2.3	2	1	2	0	1	8	13.0
UNI	12/09/2020	*	37:17	6-13	.462	3-7	.429	1-2	.500	1	0	1	2.0	2	1	3	0	1	16	13.8
at West Virginia	12/13/2020	*	33:03	5-17	.294	1-10	.100	1-5	.200	1	1	2	2.0	2	0	3	0	2	12	13.4
at Vanderbilt	12/16/2020	*	37:38	7-12	.583	3-6	.500	4-4	1.000	0	3	3	2.2	4	2	0	0	21	14.7	
vs Loyola Chicago	12/18/2020	*	38:36	9-17	.529	4-5	.800	5-7	.714	0	3	3	2.3	3	2	3	0	2	27	16.4
Hofstra	12/22/2020	*	35:37	5-13	.385	2-7	.286	1-4	.250	0	2	2	2.3	3	3	1	0	1	13	16.0
at Davidson	12/30/2020	*	38:06	6-12	.500	1-4	.250	3-3	1.000	0	1	1	2.1	3	5	2	0	0	16	16.0
St. Bonaventure	01/02/2021	*	37:14	7-15	.467	3-10	.300	4-5	.800	0	1	1	2.0	2	3	2	0	2	21	16.5
Rhode Island	01/06/2021	*	35:36	6-14	.429	1-5	.200	2-2	1.000	0	1	1	1.9	3	4	1	0	1	15	16.4
at George Mason	01/09/2021	*	35:40	5-18	.278	2-6	.333	1-1	1.000	2	4	6	2.3	3	3	4	0	4	13	16.1
La Salle	01/23/2021	*	27:43	6-16	.375	3-11	.273	6-6	1.000	0	2	2	2.2	4	0	1	0	1	21	16.5
at Saint Joseph's	01/26/2021	*	34:43	7-12	.583	3-6	.500	1-1	1.000	0	4	4	2.4	2	3	0	0	2	18	16.6
St. Mary's (MD)	02/14/2021	*	18:20	7-12	.583	3-6	.500	0-0	.000	0	1	1	2.3	1	1	0	0	0	17	16.6
at VCU	02/17/2021	*	30:13	5-15	.333	1-7	.143	1-1	1.000	1	1	2	2.3	4	3	2	0	3	12	16.3
Totals			16 548:10	95-228	.417	37-111	.333	34-46	.739	6	30	36	2.3	39	40	28	0	24	261	16.3

Player Averages

Games Played	Minutes/game	Points/game	FG Pct	3FG Pct	FT Pct	Rebounds/game	Assists/game	Turnovers/game	Assist/Turnover ratio	Steals/game	Blocks/game
16	34.3	16.3	41.7	33.3	73.9	2.3	2.5	1.8	1.4	1.5	0.0



#1 BLAKE FRANCIS (CONTINUED)

- Named fourth-team All-Met selection by The Washington Post following his senior season
- Also earned All-State honors following his junior season
- Team compiled a 62-18 overall record (27-8 conference record) during his three seasons at Westfield
- Graduated as leading scorer in school history (1,390 points)

PERSONAL

- Son of Cissy and Carl
- Father Carl is the Director of Communications for the NFL Players Association ... he attended Virginia Union and played linebacker for four seasons
- Brother Branden played football at Liberty University from 2010-13
- Cousin Tyler Thornton played basketball at Duke University from 2010-14, appearing in 139 games for the Blue Devils
- Cousin Marques Hagans was a starting QB at the University of Virginia from 2004-05 and was drafted by the Rams in the fifth round of the 2006 NFL Draft ... Appeared in 10 NFL games over two seasons with four different teams, totaling nine receptions for 108 yards
- Played one season of AAU basketball with current teammate Grant Golden on the Fairfax Stars while in middle school
- Born on January 3, 1998





#2 SOULEYMANE KOUREISSI
F | JR | 6'9" | 215
HARLEM, NY
IONA PREP

CAREER HIGHS

Statistic	Value	
Points	10	vs George Washington 02/09/19, vs Coppin St. 12/05/18
Rebounds	5	vs George Washington 02/09/19
Assists	2	vs Wake Forest 12/01/18
Steals	3	vs St. Mary's (MD) 02/14/21
Blocks	2	vs CSUN 11/17/19, vs Boston College 11/30/19
FG Made	3	vs Coppin St. 12/05/18
FG Attempts	6	vs Coppin St. 12/05/18, vs St. Mary's (MD) 02/14/21
3FG Made	2	vs Coppin St. 12/05/18
3FG Attempts	5	vs Coppin St. 12/05/18
FT Made	5	vs George Washington 02/09/19, at West Virginia 12/13/20
FT Attempts	8	vs George Washington 02/09/19, at West Virginia 12/13/20

CAREER STATS

SEASON	TEAM	GP-GS	MIN	AVG	FG-FGA	FG%	3FG-FGA	3FG%	FT-FTA	FT%	OFF	DEF	TOT	AVG	PF-FO	AST	TO	BLK	STL	PTS	AVG
2018-19	UR	26-0	169	6.5	20-39	.513	4-16	.250	15-26	.577	6	20	26	1.0	26-0	5	6	0	4	59	2.3
2019-20	UR	30-2	214	7.1	17-32	.531	2-6	.333	7-12	.583	16	18	34	1.1	55-1	6	18	8	9	43	1.4
2020-21	UR	16-0	166	10.4	13-30	.433	3-9	.333	10-19	.526	4	21	25	1.6	21-0	6	15	6	5	39	2.4
TOTAL		72-2	549	7.6	50-101	.495	9-31	.290	32-57	.561	26	59	85	1.2	102-1	17	39	14	18	141	2.0

JUNIOR (2020-21)

GAME-BY-GAME

2/14 vs St. Mary's (MD) - Played a season-high 19 minutes, registered a career-high 3 steals ... 1/2 vs St. Bonaventure - With Tyler Burton in foul trouble, played a season-high 17:27, including final 1:24 of regulation ... 2nd most minutes of career behind 21 minutes in a blowout win vs Coppin St in December 2018

SOPHOMORE (2019-20)

- Averaged 1.4 points and 1.1 rebounds while playing 7.2 minutes per game
- Appeared in 30 games, making his first two career starts vs Boston College and at Hampton while Grant Golden recovered from an ankle injury
- Shot 53.1 percent from the field, second most on the team among players with at least five field goal attempts

FRESHMAN (2018-19)

- Averaged 2.3 points and 1.0 rebounds in 26 games
- Shot 51.3 percent from the field, second best on the team and the best by a Spiders true freshman since 2012-13 (Terry Allen - 55.0 percent)
- Registered two double-digit scoring games, tied for eighth most on the team
- Signed with the Spiders on November 9, 2017 after choosing Richmond from a group of more than a dozen Division I offers, including Minnesota in the Big Ten and Seton Hall in the Big East ... First signee in Richmond's Class of 2018

HIGH SCHOOL

- Attended Iona Preparatory School in New Rochelle, N.Y., a member of New York's Catholic High Schools Athletics Association
- Scored a team-high 16.3 points per game while shooting 61 percent from the field as a senior ... Added 8.5 rebounds per game
- Led team to a share of league's regular-season title in 2018
- Named First Team All-Westchester/Putnam County
- Named Second Team All-CHSAA
- Rated as the No. 8 recruit in the state of New York by 247sports.com
- Born on June 27, 1999
- Name is pronounced SAHL-uh-mon ker-ESS-ee

GAMELOGS

Opponent	Date	GS	MIN	FG-FGA	PCT	3FG-FGA	PCT	FT-FTA	PCT	OFF	DEF	TOT	AVG	PF	A	T/O	BLK	STL	PTS	AVG
vs Morehead St.	11/27/2020		17:02	1-4	.250	0-2	.000	0-0	.000	0	1	1	1.0	3	0	2	0	0	2	2.0
at Kentucky	11/29/2020		06:35	0-0	.000	0-0	.000	0-0	.000	0	0	0	0.5	3	0	1	1	0	0	1.0
Wofford	12/07/2020		11:26	2-2	1.000	1-1	1.000	0-0	.000	0	2	2	1.0	0	0	0	0	1	0	5.0
UNI	12/09/2020		10:54	1-1	1.000	0-0	.000	1-1	1.000	1	2	3	1.5	1	0	2	1	0	3	2.5
at West Virginia	12/13/2020		11:39	1-2	.500	0-1	.000	5-8	.625	0	2	2	1.6	4	1	1	0	0	7	3.4
at Vanderbilt	12/16/2020		03:23	0-0	.000	0-0	.000	1-2	.500	0	0	0	1.3	2	0	1	1	0	1	3.0
vs Loyola Chicago	12/18/2020		06:19	1-1	1.000	0-0	.000	0-0	.000	0	1	1	1.3	0	0	0	0	0	1	2.9
Hofstra	12/22/2020		02:46	1-2	.500	0-0	.000	0-0	.000	0	0	0	1.1	0	0	0	0	0	2	2.8
at Davidson	12/30/2020		13:05	1-3	.333	0-0	.000	0-0	.000	0	1	1	1.1	0	0	0	0	0	1	2.7
St. Bonaventure	01/02/2021		17:27	1-2	.500	0-0	.000	1-2	.500	0	2	2	1.2	1	0	1	0	0	3	2.7
Rhode Island	01/06/2021		13:10	0-1	.000	0-0	.000	1-2	.500	0	3	3	1.4	1	1	1	1	0	1	2.5
at George Mason	01/09/2021		15:57	1-2	.500	0-0	.000	1-2	.500	1	2	3	1.5	1	1	1	0	0	3	2.6
La Salle	01/23/2021		04:42	0-1	.000	0-0	.000	0-0	.000	0	1	1	1.5	0	1	0	1	0	0	2.4
at Saint Joseph's	01/26/2021		10:24	1-3	.333	1-1	1.000	0-0	.000	1	1	2	1.5	3	1	1	0	0	3	2.4
St. Mary's (MD)	02/14/2021		18:49	2-6	.333	1-4	.250	0-2	.000	1	3	4	1.7	2	1	3	0	3	5	2.6
at VCU	02/17/2021		02:32	0-0	.000	0-0	.000	0-0	.000	0	0	0	1.6	0	0	1	0	0	0	2.4
Totals		0	166:10	13-30	.433	3-9	.333	10-19	.526	4	21	25	1.6	21	6	15	6	5	39	2.4

Player Averages

Games Played	Minutes/ game	Points/ game	FG Pct	3FG Pct	FT Pct	Rebounds/ game	Assists/ game	Turnovers/ game	Assist/Turnover ratio	Steals/ game	Blocks/ game
16	10.4	2.4	43.3	33.3	52.6	1.6	0.4	0.9	0.4	0.3	0.4





#3 TYLER BURTON

F | SO | 6'7" | 215
UXBRIDGE, MA
MARIANAPOLIS PREP (CT)

SOPHOMORE (2020-21)

GAME-BY-GAME

1/26 at Saint Joseph's - Scored a career-high 25 points, seven more than any other player ... Added 5 rebounds, 3 steals, and 2 blocks ... 1/23 vs La Salle - Collected game-high 12 rebounds with 16 points for fourth career double-double ... 1/2 vs St. Bonaventure - Limited to a season-low 24 minutes with foul trouble ... Fouled out with 1:24 to play in 1-point game ... 12/30 at Davidson - Posted 18 points and 11 rebounds for his third career double-double ... 11 rebounds were 8 more than any other Spider ... Registered 5 of Spiders final 6 rebounds of game ... 12/22 vs Hofstra - 15 Pts were tied for most on Spiders and led UR with 7 rebounds ... 12/9 vs UNI - Led Richmond with 21 points and 13 rebounds, both career highs ... Recorded 1st career double-double ... 1st Spider freshman/sophomore with 21 Pts, 13 Reb in game since Dan Geriot vs Norfolk St on 11/10/2007 ... Played career-high 37 minutes ... 12/7 vs Wofford - Scored 9 of his 12 points in 2nd half, including turnaround jumper in lane with 1:08 remaining to give Spiders a lead they wouldn't relinquish ... 11/29 at Kentucky - Led Richmond with 11 points in 2nd half ... Scored all 11 of his points after halftime ... 11/27 vs Morehead St - In his second career start, collected a game and career-high 12 rebounds, seven more than any other Spider

FRESHMAN (2019-20)

- Ranked sixth on the team with 4.6 points per game and fourth on the team with 3.9 rebounds per game
- Appeared in 30 games, making one start (at Hampton) and averaging 14.1 minutes per game (seventh on team)
- Recorded a team-high 11.0 rebounds per 40 minutes, most by a Spiders freshman since Darrius Garrett in 2008-09
- Scored in double digits five times, all in a 10-game span from January 18 to February 22
- Scored a career-high 14 points vs La Salle on January 22
- Finished third on the team with 14 blocks

HIGH SCHOOL

- Signed with the Spiders on November 14, 2018 ... Received offers from several other Atlantic 10 schools, including Rhode Island and St. Bonaventure
- Two-time All-State selection at Marianapolis Prep in Thompson, Ct.
- Team captain
- Named Class B Player of the Year by the New England Preparatory School Athletic Council (NEPSAC) following his junior and senior seasons
- Averaged 20 points and 11 rebounds as a junior and 18 points and 11 rebounds as a senior
- Rated as a top-10 Class of 2019 recruit in the state of Connecticut and a top-30 recruit in New England

PERSONAL

- Son of Quinton and Lynne
- Father Quinton played basketball at Providence, leading the Friars to the NCAA Tournament in 1989 and 1990 ... He averaged over 11 points per game as a senior ... He was also recruited by Richmond and took two official visits: to Richmond and to Providence
- Born on February 11, 2000

CAREER HIGHS

Statistic	Value	
Points	25	at Saint Joseph's 01/26/21
Rebounds	13	vs UNI 12/09/20
Assists	2	vs Saint Francis (PA) 11/08/19, vs CSUN 11/17/19, vs Loyola Chicago 12/18/20
Steals	4	vs Boston College 11/30/19
Blocks	3	vs Saint Francis (PA) 11/08/19
FG Made	10	at Saint Joseph's 01/26/21
FG Attempts	15	at West Virginia 12/13/20
3FG Made	3	vs UNI 12/09/20, at Davidson 12/30/20, at Saint Joseph's 01/26/21
3FG Attempts	6	at West Virginia 12/13/20, at Saint Joseph's 01/26/21, vs St. Bonaventure 01/02/21
FT Made	8	vs La Salle 01/23/21
FT Attempts	8	vs La Salle 01/23/21

CAREER STATS

				Field Goals		3-Point		F-Throws		Rebounds										Scoring	
SEASON	TEAM	GP-GS	MIN/AVG	FG-FGA	FG%	3FG-FGA	3FG%	FT-FTA	FT%	OFF	DEF	TOT	AVG	PF-FO	AST	TO	BLK	STL	PTS	AVG	
2019-20	UR	30-1	420/14.0	50-111	.450	10-38	.263	27-36	.750	27	90	117	3.9	56-1	9	29	14	17	137	4.6	
2020-21	UR	16-16	493/30.8	72-147	.490	25-62	.403	33-42	.786	24	98	122	7.6	33-1	7	13	12	17	202	12.6	
TOTAL		46-17	913/19.9	122-258	.473	35-100	.350	60-78	.769	51	188	239	5.2	89-2	16	42	26	34	339	7.4	

GAMELOGS

Opponent	Date	GS	MIN	Total		3-Pointers		Free throws		Rebounds		PF	A	T/O	BLK	STL	PTS	AVG			
				FG-FGA	PCT	3FG-3FGA	PCT	FT-FTA	PCT	OFF	DEF								TOT	AVG	
vs Morehead St.	11/27/2020	*	28:53	2-8	.250	1-4	.250	2-2	1.000	3	9	12	12.0	1	0	3	0	7	7.0		
at Kentucky	11/29/2020	*	25:55	4-8	.500	1-3	.333	2-2	1.000	0	4	4	8.0	3	0	1	1	11	9.0		
Wofford	12/07/2020	*	28:21	4-8	.500	1-2	.500	3-5	.600	0	7	7	7.7	2	0	1	0	12	10.0		
UNI	12/09/2020	*	37:16	7-9	.778	3-5	.600	4-4	1.000	3	10	13	9.0	3	0	1	1	21	12.8		
at West Virginia	12/13/2020	*	34:01	5-15	.333	2-6	.333	2-2	1.000	3	7	10	9.2	3	0	2	0	14	13.0		
at Vanderbilt	12/16/2020	*	28:40	4-8	.500	1-1	1.000	4-6	.667	0	4	4	8.3	2	0	1	1	0	13	13.0	
vs Loyola Chicago	12/18/2020	*	34:44	2-7	.286	0-0	.000	0-0	.000	3	6	9	8.4	2	2	1	0	3	4	11.7	
Hofstra	12/22/2020	*	31:37	7-12	.583	1-4	.250	0-2	.000	1	6	7	8.3	0	0	1	0	0	15	12.1	
at Davidson	12/30/2020	*	37:39	7-9	.778	3-4	.750	1-2	.500	0	11	11	8.6	1	0	0	2	3	18	12.8	
St. Bonaventure	01/02/2021	*	23:58	3-9	.333	2-6	.333	0-0	.000	1	6	7	8.4	5	1	0	1	0	8	12.3	
Rhode Island	01/06/2021	*	31:50	4-10	.400	1-3	.333	2-2	1.000	2	4	6	8.2	2	1	0	0	0	11	12.2	
at George Mason	01/09/2021	*	35:58	6-11	.545	2-5	.400	3-4	.750	3	5	8	8.2	0	0	0	1	3	17	12.6	
La Salle	01/23/2021	*	40:00	3-6	.500	2-5	.400	8-8	1.000	4	8	12	8.5	4	1	1	1	1	16	12.8	
at Saint Joseph's	01/26/2021	*	33:01	10-13	.769	3-6	.500	2-3	.667	1	4	5	8.2	2	1	1	2	3	25	13.7	
St. Mary's (MD)	02/14/2021	*	15:23	3-7	.429	2-5	.400	0-0	.000	0	4	4	7.9	1	1	0	1	1	8	13.3	
at VCU	02/17/2021	*	25:42	1-7	.143	0-3	.000	0-0	.000	0	3	3	7.6	2	0	0	1	0	2	12.6	
Totals			16	492:58	72-147	.490	25-62	.403	33-42	.786	24	98	122	7.6	33	7	13	12	17	202	12.6

Player Averages

Games Played	Minutes/ game	Points/ game	FG Pct	3FG Pct	FT Pct	Rebounds/ game	Assists/ game	Turnovers/ game	Assist/Turnover ratio	Steals/ game	Blocks/ game
16	30.8	12.6	49.0	40.3	78.6	7.6	0.4	0.8	0.5	1.1	0.8





#4 NATHAN CAYO F | SR | 6'7" | 225 MONTREAL, QUEBEC COLLEGE JEAN DE BREBEUF

SENIOR (2020-21)

GAME-BY-GAME

2/17 at VCU - Led Richmond with 18 points and 7 rebounds ... 1/2 vs *St. Bonaventure* - Recorded 12 points and a team-high 10 rebounds for his third career double-double ... 12/22 vs *Hofstra* - Limited to season-low 17 minutes by foul trouble ... 12/16 at *Vanderbilt* - Scored 13 points on 6-6 shooting from the field, his third career game going 5-5 or better on FG attempts ... 11/30 - Named A-10 Co-Player of the Week along with Saint Louis's Javonte Perkins ... First weekly A-10 honor of his career ... 11/29 at *Kentucky* - 18 points were tied for most among Spiders ... Sealed game with [dunk over two Wildcats](#) with 1:24 remaining ... Named Bluegrass Showcase MVP after game after totaling 41 points on 78 percent shooting ... 11/27 vs *Morehead St* - Led all scorers with 23 points, matching a career high ... Made all 10 of his shots from the field, becoming the 7th player in A-10 history to go 10-10 or better from the field in a game

JUNIOR (2019-20)

- Averaged 8.9 points (fifth on team) and 5.3 rebounds per game (third on team)
- Shot team-high 55.6 percent from the field, eighth best in the A-10
- Made 79.8 percent of free-throw attempts, ninth best in the A-10
- Only player in A-10 to rank in top 10 in conference in FG percentage and FT percentage
- Increased FT percentage by 22.1 percent from 2018-19 (57.7 to 79.8), tied for the sixth-biggest increase in D-I among those with at least 50 free throw attempts in each of the last two seasons
- Finished the season with a career FG percentage of 56.4, second highest in school history (minimum 400 attempts)

SOPHOMORE (2018-19)

- Averaged 12.9 points and 4.2 rebounds per game, finishing third on the team in both scoring and rebounding
- Led team with 59.9 field goal percentage, the third-highest in the A-10, 23rd highest in Division I and fourth-highest in a season in school history
- Started all 33 games, one of three Spiders to start every game
- Registered greatest increase in scoring average of any player in A-10 (2.3 in 2017-18 to 12.9 in 2018-19)
- Increased scoring average by 10.6 points per game from his freshman year, the biggest increase by a Spiders sophomore since 1975 (Kevin Eastman)

FRESHMAN (2017-18)

- Averaged 2.3 points and 1.7 rebounds while playing 12.7 minutes per game, seventh on the team
- Appeared in all 32 games with two starts
- Became third Spider freshman to start when he made his first career start vs George Mason on February 3, making 2017-18 the first season since 2006-07 that three different freshmen started for Richmond

HIGH SCHOOL

- 1st-team all-league selection as a senior ... led team to 3rd-place finish in provincial championship ... Averaged 19.6 points and 9.3 rebounds per game as a junior
- Performed over 200 hours of community service

PERSONAL

- Son of Wilner Cayo and Beraca Loyer ... Has an older brother Ben and a younger brother Samuel
- Born on Oct. 27, 1997
- Last name is pronounced KAY-oh

CAREER HIGHS

Statistic	Value	
Points	23	vs Hampton 11/25/18, vs Duquesne 01/16/19, vs Morehead St. 11/27/20
Rebounds	11	at Duquesne 03/06/20, at Rhode Island 01/05/20
Assists	5	at La Salle 02/23/19, at Saint Joseph's 01/26/21
Steals	3	vs Fordham 02/20/19, vs La Salle 01/23/21
Blocks	4	vs IUPUI 11/16/18, vs La Salle 02/02/19
FG Made	10	vs Morehead St. 11/27/20
FG Attempts	15	vs Fordham 03/13/19
3FG Made	1	vs Hampton 11/25/18, at Saint Joseph's 01/23/19, vs Morehead St. 11/27/20
3FG Attempts	2	at Fordham 01/03/18
FT Made	10	at VCU 02/13/19
FT Attempts	19	at VCU 02/13/19

CAREER STATS

SEASON	TEAM	GP-GS	MIN/AVG	Field Goals	3-Point	F-Throws	Rebounds	PF-FO	AST	TO	BLK	STL	PTS	AVG
				FG-FGA	FG%	3FG-FGA	3FG%	FT-FTA	FT%	OFF	DEF	TOT	AVG	
2017-18	UR	32-2	405/12.7	29-66	.439	0-10	.000	16-27	.593	20	35	55	1.7	58-0
2018-19	UR	33-33	1035/31.4	167-279	.599	2-4	.500	90-156	.577	44	93	137	4.2	81-1
2019-20	UR	30-30	771/25.7	100-180	.556	0-0	.000	67-84	.798	39	119	158	5.3	69-1
2020-21	UR	16-16	475/29.7	71-125	.568	1-3	.333	45-61	.738	24	40	64	4.0	41-0
TOTAL		111-81	2687/24.2	367-650	.565	3-17	.176	218-328	.665	127	287	414	3.7	249-2

GAMELOGS

Opponent	Date	GS	MIN	Total		3-Pointers		Free throws		Rebounds											
				FG-FGA	PCT	3FG-3FGA	PCT	FT-FTA	PCT	OFF	DEF	TOT	AVG	PF	A	T/O	BLK	STL	PTS	AVG	
vs Morehead St.	11/27/2020	*	29:39	10-10	1.000	1-1	1.000	2-4	.500	1	0	1	1.0	1	1	0	2	0	23	23.0	
at Kentucky	11/29/2020	*	35:57	8-13	.615	0-0	.000	2-5	.400	2	4	6	3.5	3	1	4	0	1	18	20.5	
Wofford	12/07/2020	*	24:42	3-5	.600	0-0	.000	5-8	.625	1	5	6	4.3	3	1	0	0	0	11	17.3	
UNI	12/09/2020	*	29:13	3-6	.500	0-0	.000	0-1	.000	1	3	4	4.3	3	0	2	0	1	6	14.5	
at West Virginia	12/13/2020	*	30:26	5-8	.625	0-0	.000	4-6	.667	3	3	6	4.6	3	1	1	0	1	14	14.4	
at Vanderbilt	12/16/2020	*	30:35	6-6	1.000	0-0	.000	1-1	1.000	0	3	3	4.3	1	2	0	0	1	13	14.2	
vs Loyola Chicago	12/18/2020	*	23:11	2-4	.500	0-0	.000	1-2	.500	1	1	2	4.0	3	1	1	0	0	5	12.9	
Hofstra	12/22/2020	*	17:27	1-2	.500	0-0	.000	0-0	.000	1	1	2	3.8	4	2	1	0	1	2	11.5	
at Davidson	12/30/2020	*	33:34	6-9	.667	0-0	.000	3-4	.750	0	3	3	3.7	3	1	2	2	1	15	11.9	
St. Bonaventure	01/02/2021	*	38:35	3-6	.500	0-0	.000	6-7	.857	6	4	10	4.3	1	0	1	0	1	12	11.9	
Rhode Island	01/06/2021	*	35:00	5-12	.417	0-1	.000	4-5	.800	3	2	5	4.4	3	1	2	1	0	14	12.1	
at George Mason	01/09/2021	*	26:36	3-6	.500	0-0	.000	0-0	.000	0	0	0	4.0	4	0	2	0	1	6	11.6	
La Salle	01/23/2021	*	35:18	3-10	.300	0-1	.000	6-6	1.000	1	2	3	3.9	3	3	2	0	3	12	11.6	
at Saint Joseph's	01/26/2021	*	30:13	4-11	.364	0-0	.000	3-3	1.000	2	1	3	3.9	2	5	2	0	0	11	11.6	
St. Mary's (MD)	02/14/2021	*	17:15	4-6	.667	0-0	.000	0-0	.000	0	3	3	3.8	1	1	0	0	0	8	11.3	
at VCU	02/17/2021	*	37:23	5-11	.455	0-0	.000	8-9	.889	2	5	7	4.0	3	1	0	0	2	18	11.8	
TOTAL			16	475:03	71-125	.568	1-3	.333	45-61	.738	24	40	64	4.0	41	21	20	5	13	188	11.8

Player Averages

Games Played	Minutes/ game	Points/ game	FG Pct	3FG Pct	FT Pct	Rebounds/ game	Assists/ game	Turnovers/ game	Assist/Turnover ratio	Steals/ game	Blocks/ game
16	29.7	11.8	56.8	33.3	73.8	4.0	1.3	1.3	1.1	0.8	0.3





#5 NICK SHEROD
G | GR | 6'4" | 230
RICHMOND, VA
ST. CHRISTOPHER'S

CAREER HIGHS

Statistic	Value	
Points	32	vs George Mason 02/03/18
Rebounds	14	at Davidson 01/28/18
Assists	7	vs Wyoming 11/21/18
Steals	4	vs St. Francis Brooklyn 11/14/18, vs George Washington 02/01/20
Blocks	2	at Duquesne 01/24/18
FG Made	10	at Duquesne 01/24/18, vs George Mason 02/03/18
FG Attempts	21	vs George Mason 02/03/18
3FG Made	7	vs CSUN 11/17/19
3FG Attempts	12	vs Saint Francis (PA) 11/08/19
FT Made	10	vs George Mason 02/03/18
FT Attempts	11	vs George Mason 02/03/18

CAREER STATS

SEASON	TEAM	GP-GS	MIN/AVG	Field Goals		3-Point		F-Throws		Rebounds				Scoring			
				FG-FGA	FG%	3FG-FGA	3FG%	FT-FTA	FT%	OFF	DEF	TOT	AVG	PF-FO	AST	TO	BLK-STL
2016-17	UR	35-18	754/21.5	102-223	.457	39-117	.333	22-26	.846	12	71	83	2.4	58-0	31	16	1 19
2017-18	UR	32-32	1008/31.5	165-343	.481	61-156	.391	65-81	.802	31	128	159	5.0	58-0	45	36	4 31
2018-19	UR	6-6	193/32.2	29-60	.483	9-24	.375	9-14	.643	4	27	31	5.2	7-0	17	13	0 8
2019-20	UR	31-31	916/29.6	142-313	.454	78-178	.438	33-41	.805	21	147	168	5.4	46-0	50	28	3 27
TOTAL		104-87	2871/27.6	438-939	.466	187-475	.394	129-162	.796	68	373	441	4.2	169-0	143	93	8 85

GRADUATE STUDENT (2020-21)

- Will miss the season after tearing the ACL in his right knee at practice on October 15 ... Also tore his MCL and meniscus ... Had surgery on November 2 ... [His essay](#) reflecting on his lost season was published via SBNation in December

REDSHIRT JUNIOR (2019-20)

- Returned from torn ACL to start all 31 games and play 29.5 minutes per game (third on team)
- Averaged 12.7 points (tied for third on team) and 5.4 rebounds per game (second on team)
- Made 43.8 percent of his three-pointers, first in the Atlantic 10 and tied for 10th in Division I
- 43.8 three-point field goal percentage was fourth-highest in a season in school history (minimum 100 attempts)
- Made 78 three-pointers, third in the Atlantic 10 and tied for the sixth most in a season in school history
- Finished the season with 187 career three-pointers, ninth in school history
- Finished the season with a career three-point percentage of 39.4, eighth in school history (minimum 100 attempts)
- Committed 1.2 turnovers per 40 minutes, fifth-fewest of any A-10 player (minimum 500 minutes played)

JUNIOR (2018-19)

- Missed final 27 games of season after tearing left ACL in first half vs Hampton on November 25
- Injury snapped a streak of 54 straight starts and 73 games played
- Averaged 12.7 points (fourth on team) and 5.2 rebounds (second on team) in six games

SOPHOMORE (2017-18)

- Averaged 14.3 points (second on team) and 5.0 rebounds (third on team) while starting all 32 games
- Increased scoring average every month, from 9.7 points in November to 12.0 in December to 13.1 in January to 19.2 in February/March
- Led team with 17.6 points per game in A-10 play (12th in conference)
- One of two players to score 17 points per game and shoot 52 percent from the field in A-10 play (Justin Tillman, VCU)
- Made team-high 39.1 percent of his three-point attempts
- Named A-10 Player of the Week on January 29 (first Spiders freshman or sophomore to win award since Kevin Anderson in 2009)

FRESHMAN (2016-17)

- Averaged 7.6 points (fifth on team) and 2.4 rebounds (fifth on team) per game
- Made 22 of 26 free throws ... lead team in FT pct (.846) and ranked sixth in A-10 among players with at least 25 FTA
- Appeared in 35 games with 18 starts ... made first career start in season-opener vs VMI

HIGH SCHOOL

- All-Metro Player of the Year in 2015-16
- All-Metro First Team (14-15, 15-16)
- VISAA All-State First Team (14-15, 15-16)
- 2,815 career points on varsity (most in Virginia High School history)
- Led St. Christopher's to school-record 24 wins and regular season title in 15-16
- Averaged 25.6 points per game to lead the region in 15-16
- Also tallied 10.6 RPG, 3.1 APG and 2.4 SPG in 15-16
- Led AAU team (Team Loaded) to 2015 adidas Uprising Summer Championship in Las Vegas

PERSONAL

- Father, E.J., played basketball at Old Dominion and grandfather, Edmund, had a Hall of Fame basketball career at VCU before playing with the New York Knicks
- Interested in studying journalism and sports broadcasting
- Born on Oct. 16, 1997
- Last name is pronounced "sure-ROD"





#13 CONNOR CRABTREE

G | R-SO | 6'6" | 190
HILLSBOROUGH, NC
HARGRAVE MILITARY (VA)/TULANE

REDSHIRT SOPHOMORE (2020-21)

GAME-BY-GAME

12/30 - Team announced Crabtree will miss 10-12 weeks while recovering from a fractured right foot ... 12/22 vs Hofstra - Recorded 8 points and 5 rebounds on the bench while playing a season-high 21 minutes against the Hofstra zone ...

- Suffered a groin injury in August and was not cleared to fully return to basketball activities until December

2019-20

- Signed with the Spiders on May 17, 2019 after transferring from Tulane
- Sat out season due to NCAA transfer regulations
- Underwent a pair of hip surgeries

FRESHMAN (2018-19 • TULANE)

- Averaged 7.1 points per game while appearing in 30 games with 15 starts
- Started 15 of Tulane's final 16 games of the season
- Sixth-highest scoring freshman in American Athletic Conference
- Averaged 11.1 points per game while shooting 50 percent from the field (33-66) over the final 10 games of the season
- Led Tulane in 3-pt FG pct (36.7) and FT pct (80.3)
- Tulane's leading scorer in three games, including a career-high 23 points vs East Carolina on February 23

HIGH SCHOOL

- Completed a post-graduate season at Hargrave Military Academy in Chatham, Va. in 2017-18, averaging 21.4 points per game for the Tigers
- Graduated from Orange High School in Hillsborough, N.C. ... Averaged 26 points per game as a senior and earned AP All-State honors

PERSONAL

- Son of Keith and Carol
- Played for Winchester Stars AAU program in Winchester, Va., the same program as current teammate Grant Golden (the two were never teammates)

CAREER HIGHS

Statistic	Value	
Points	23	vs East Carolina 02/23/19
Rebounds	6	at East Carolina 01/31/19
Assists	3	4 times
Steals	5	vs Towson 12/21/18
Blocks	2	at Memphis 02/20/19, vs UCF 01/23/19
FG Made	8	vs East Carolina 02/23/19
FG Attempts	13	vs East Carolina 02/23/19
3FG Made	4	vs East Carolina 02/23/19, at Wichita St. 02/09/19
3FG Attempts	6	vs East Carolina 02/23/19, vs Coastal Carolina 11/13/18, vs Alabama A&M 12/22/18
FT Made	6	vs South Fla. 03/06/19
FT Attempts	7	vs South Fla. 03/06/19

CAREER STATS

				Field Goals		3-Point		F-Throws		Rebounds										Scoring	
SEASON	TEAM	GP-GS	MIN/AVG	FG-FGA	FG%	3FG-FGA	3FG%	FT-FTA	FT%	OFF	DEF	TOT	AVG	PF-FO	AST	TO	BLK	STL	PTS	AVG	
2018-19	Tulane	29-15	614/21.2	63-148	.426	28-78	.359	53-66	.803	13	45	58	2.0	51-2	32	36	6	19	207	7.1	
2020-21	UR	4-0	40/10.1	5-7	.714	1-3	.333	8-8	1.000	1	6	7	1.8	2-0	1	3	0	1	19	4.8	
TOTAL FOR UR		4-0	40/10.1	5-7	.714	1-3	.333	8-8	1.000	1	6	7	1.8	2-0	1	3	0	1	19	4.8	
TOTAL		33-15	655/19.8	68-155	.439	29-81	.358	61-74	.824	14	51	65	2.0	53-2	33	39	6	20	226	6.8	

GAMELOGS

Opponent	Date	GS	MIN	Total		3-Pointers		Free throws		Rebounds				PF	A	T/O	BLK	STL	PTS	AVG
				FG-FGA	PCT	3FG-FGA	PCT	FT-FTA	PCT	OFF	DEF	TOT	AVG							
at West Virginia	12/13/2020		01:36	1-1	1.000	1-1	1.000	2-2	1.000	0	2	2	2.0	0	0	0	0	0	5	5.0
at Vanderbilt	12/16/2020		10:53	2-2	1.000	0-0	.000	2-2	1.000	0	0	0	1.0	0	0	2	0	0	6	5.5
vs Loyola Chicago	12/18/2020		06:54	0-0	.000	0-0	.000	0-0	.000	0	0	0	0.7	1	0	0	0	1	0	3.7
Hofstra	12/22/2020		21:06	2-4	.500	0-2	.000	4-4	1.000	1	4	5	1.8	1	1	1	0	0	8	4.8
Totals		0	40:29	5-7	.714	1-3	.333	8-8	1.000	1	6	7	1.8	2	1	3	0	1	19	4.8

Player Averages

Games Played	Minutes/ game	Points/ game	FG Pct	3FG Pct	FT Pct	Rebounds/ game	Assists/ game	Turnovers/ game	Assist/Turnover ratio	Steals/ game	Blocks/ game
4	10.1	4.8	71.4	33.3	100.0	1.8	0.3	0.8	0.3	0.3	0.0





#15 MATT GRACE

F | JR | 6'9" | 230
HAMILTON, ONTARIO
TRC ACADEMY

CAREER HIGHS

Statistic	Value	
Points	10	at Saint Joseph's 01/26/21
Rebounds	4	vs VCU 02/15/20, vs Saint Joseph's 01/02/20, vs Wofford 12/07/20
Assists	4	vs Coppin St. 12/05/18
Steals	2	vs George Mason 02/19/20
Blocks	2	vs High Point 12/22/18
FG Made	3	at Saint Joseph's 01/26/21, vs St. Mary's (MD) 02/14/21
FG Attempts	5	at Saint Joseph's 01/26/21
3FG Made	3	vs St. Mary's (MD) 02/14/21
3FG Attempts	4	at Saint Joseph's 01/26/21, vs St. Mary's (MD) 02/14/21
FT Made	2	vs Saint Joseph's 01/02/20, at Saint Joseph's 01/26/21
FT Attempts	2	5 times

CAREER STATS

				Field Goals		3-Point		F-Throws		Rebounds										Scoring	
SEASON	TEAM	GP-GS	MIN/AVG	FG-FGA	FG%	3FG-FGA	3FG%	FT-FTA	FT%	OFF	DEF	TOT	AVG	PF-FO	AST	TO	BLK	STL	PTS	AVG	
2018-19	UR	31-0	232/7.5	16-34	.471	6-17	.353	0-3	.000	9	23	32	1.0	29-0	16	6	6	4	38	1.2	
2019-20	UR	29-0	227/7.8	10-32	.313	3-14	.214	4-7	.571	12	26	38	1.3	37-0	21	11	1	5	27	0.9	
2020-21	UR	16-0	158/9.9	12-26	.462	8-20	.400	3-4	.750	4	10	14	0.9	24-1	11	2	4	0	35	2.2	
TOTAL		76-0	617/8.1	38-92	.413	17-51	.333	7-14	.500	25	59	84	1.1	90-1	48	19	11	9	100	1.3	

JUNIOR (2020-21)

GAME-BY-GAME

2/14 vs St. Mary's (MD) - Made a career-high 3 three-pointers for 9 points ... 1/26 at Saint Joseph's - Scored a career-high 10 points on a pair of three-pointers, a turnaround jumper, and two free throws ... 1/9 at George Mason - Scored Spiders final 5 points on a three-pointer and layup in the paint ... 11/27 vs Morehead St - Played a career-high 17 minutes, totaling 6 points and 3 rebounds, both 1 off his career best

SOPHOMORE (2019-20)

- Averaged 0.9 points and 1.3 rebounds in 29 games
- Averaged 7.8 minutes per game, ninth most on team
- Second-highest assist-to-turnover ratio on the team, at 1.91

FRESHMAN (2018-19)

- Averaged 1.2 points and 1.0 rebound in 31 games ... Played 233 minutes, eighth most on the team
- Led team in assist-to-turnover ratio among those with multiple assists (2.67)
- Signed with the Spiders on May 7

HIGH SCHOOL

- Graduated from The RISE Centre Academy in Brantford, Ontario
- Led team to league championship in Ontario Scholastic Basketball Association as a senior
- Averaged 10 points and seven rebounds in three tournament games
- Academic All-League selection as a junior in 2017
- One of four members of TRC Academy's Class of 2018 to sign with a Division I basketball program

PERSONAL

- Born on Feb. 5, 1999

GAMELOGS

Opponent	Date	GS	MIN	Total		3-Pointers		Free throws		Rebounds				PF	A	T/O	BLK	STL	PTS	AVG
vs Morehead St.	11/27/2020		16:42	2-4	.500	1-3	.333	1-2	.500	1	2	3	3.0	2	1	1	1	0	6	6.0
at Kentucky	11/29/2020		14:06	1-2	.500	1-2	.500	0-0	.000	0	1	1	2.0	5	0	0	0	0	3	4.5
Wofford	12/07/2020		15:52	0-2	.000	0-1	.000	0-0	.000	1	3	4	2.7	1	3	0	1	0	0	3.0
UNI	12/09/2020		07:09	0-2	.000	0-2	.000	0-0	.000	0	1	1	2.3	1	1	0	1	0	0	2.3
at West Virginia	12/13/2020		03:02	0-0	.000	0-0	.000	0-0	.000	0	0	0	1.8	1	1	0	0	0	0	1.8
at Vanderbilt	12/16/2020		09:11	0-1	.000	0-1	.000	0-0	.000	0	1	1	1.7	3	0	0	0	0	0	1.5
vs Loyola Chicago	12/18/2020		03:22	0-1	.000	0-1	.000	0-0	.000	0	0	0	1.4	0	0	0	0	0	0	1.3
Hofstra	12/22/2020		11:36	0-1	.000	0-0	.000	0-0	.000	2	0	2	1.5	2	0	0	0	0	0	1.1
at Davidson	12/30/2020		03:36	0-1	.000	0-1	.000	0-0	.000	0	0	0	1.3	1	0	0	0	0	0	1.0
St. Bonaventure	01/02/2021		06:05	1-1	1.000	0-0	.000	0-0	.000	0	0	0	1.2	1	0	0	0	0	2	1.1
Rhode Island	01/06/2021		06:00	0-0	.000	0-0	.000	0-0	.000	0	1	1	1.2	0	0	0	0	0	0	1.0
at George Mason	01/09/2021		13:02	2-2	1.000	1-1	1.000	0-0	.000	0	0	0	1.1	3	1	0	1	0	5	1.3
La Salle	01/23/2021		06:15	0-0	.000	0-0	.000	0-0	.000	0	0	0	1.0	0	1	0	0	0	0	1.2
at Saint Joseph's	01/26/2021		13:23	3-5	.600	2-4	.500	2-2	1.000	0	0	0	0.9	3	2	1	0	0	10	1.9
St. Mary's (MD)	02/14/2021		18:10	3-4	.750	3-4	.750	0-0	.000	0	1	1	0.9	0	0	0	0	0	9	2.3
at VCU	02/17/2021		10:21	0-0	.000	0-0	.000	0-0	.000	0	0	0	0.9	1	1	0	0	0	0	2.2
Totals			0 157:52	12-26	.462	8-20	.400	3-4	.750	4	10	14	0.9	24	11	2	4	0	35	2.2

Player Averages

Games Played	Minutes/ game	Points/ game	FG Pct	3FG Pct	FT Pct	Rebounds/ game	Assists/ game	Turnovers/ game	Assist/Turnover ratio	Steals/ game	Blocks/ game
16	9.9	2.2	46.2	40.0	75.0	0.9	0.7	0.1	5.5	0.0	0.3





#21 ISAIAH WILSON

G | FR | 6'0" | 160
PITTSBURGH, PA
FIRST LOVE ACADEMY

FRESHMAN (2020-21)

GAME-BY-GAME

2/14 vs St. Mary's (MD) - Played 22 minutes, tied for the most on the team, and led all bench players with a career-high 10 points

HIGH SCHOOL

- Played his final two seasons as First Love Christian Academy in Washington, Pa., leading team to 2020 National Christian School Athletic Association (NCSAA) national championship semifinals
- No. 5 recruit in Pennsylvania's Class of 2020 by 247Sports.com
- No. 35 point guard recruit in Class of 2020 by 247Sports.com
- Started high school career at North Catholic in Pittsburgh, helping team to Western Pennsylvania Interscholastic Athletic League (WPIAL) titles in 2016 and 2017
- Recruited by several other A-10 schools, including Rhode Island, Massachusetts, and La Salle
- Committed to Richmond in September 2019 as the first member of the Spiders 2020 recruiting class

PERSONAL

- Born on October 22, 2000

CAREER HIGHS

Statistic	Value	
Points	10	vs St. Mary's (MD) 02/14/21
Rebounds	2	4 times
Assists	1	at West Virginia 12/13/20, at George Mason 01/09/21, vs St. Mary's (MD) 02/14/21
Steals	2	vs Morehead St. 11/27/20
FG Made	2	at VCU 02/17/21, vs St. Mary's (MD) 02/14/21
FG Attempts	4	vs St. Mary's (MD) 02/14/21
3FG Made	2	vs St. Mary's (MD) 02/14/21
3FG Attempts	3	vs St. Mary's (MD) 02/14/21
FT Made	4	vs St. Mary's (MD) 02/14/21
FT Attempts	6	vs St. Mary's (MD) 02/14/21

CAREER STATS

SEASON	TEAM	GP-GS	MIN	AVG	Field Goals	3-Point	F-Throws	Rebounds	PF	FO	AST	TO	BLK	STL	PTS	AVG
2020-21	UR	1-0	2/1.6	0-0	.000	0-0	.000	0-0	.000	0	0	0	0.0	0-0	0	0.0
TOTAL		1-0	2/1.6	0-0	.000	0-0	.000	0-0	.000	0	0	0	0.0	0-0	0	0.0

GAMELOGS

Opponent	Date	GS	MIN	FG-FGA	PTC	3FG-3FGA	PTC	FT-FTA	PTC	OFF DEF	TOT	AVG	PF	A	T/O	BLK	STL	PTS	AVG	
vs Morehead St.	11/27/2020	13:03	1-3	.333	0-1	.000	0-1	.000	1	1	2	2.0	0	1	0	2	2	2.0		
at Kentucky	11/29/2020	05:23	0-0	.000	0-0	.000	0-0	.000	0	0	0	1.0	1	0	0	0	0	1.0		
Wofford	12/07/2020	01:12	0-0	.000	0-0	.000	0-0	.000	0	0	0	0.7	0	0	0	0	0	0.7		
UNI	12/09/2020	03:49	0-0	.000	0-0	.000	0-0	.000	0	1	1	0.8	1	0	0	0	0	0.5		
at West Virginia	12/13/2020	01:36	0-0	.000	0-0	.000	2-2	1.000	0	0	0	0.6	0	1	0	0	1	2	0.8	
at Davidson	12/30/2020	04:22	0-1	.000	0-0	.000	0-0	.000	0	1	1	0.7	1	0	2	0	0	0	0.7	
St. Bonaventure	01/02/2021	04:26	0-0	.000	0-0	.000	0-0	.000	1	0	1	0.7	1	0	1	0	0	0	0.6	
Rhode Island	01/06/2021	07:34	0-2	.000	0-1	.000	0-0	.000	1	1	2	0.9	3	0	0	0	0	0	0.5	
at George Mason	01/09/2021	05:49	0-1	.000	0-1	.000	0-0	.000	0	2	2	1.0	0	1	0	0	0	0	0.4	
La Salle	01/23/2021	03:60	0-1	.000	0-1	.000	0-0	.000	0	0	0	0.9	2	0	0	0	0	0	0.4	
at Saint Joseph's	01/26/2021	06:49	0-0	.000	0-0	.000	0-0	.000	0	1	1	0.9	1	0	0	0	1	0	0.4	
St. Mary's (MD)	02/14/2021	21:45	2-4	.500	2-3	.667	4-6	.667	0	2	2	1.0	0	1	3	0	0	10	1.2	
at VCU	02/17/2021	03:21	2-3	.667	1-1	1.000	0-0	.000	0	0	0	0.9	0	0	0	0	0	5	1.5	
TOTAL		0	83:09	5-15	.333	3-8	.375	6-9	.667	3	9	12	0.9	10	3	7	0	4	19	1.5

Player Averages

Games Played	Minutes/ game	Points/ game	FG Pct	3FG Pct	FT Pct	Rebounds/ game	Assists/ game	Turnovers/ game	Assist/Turnover ratio	Steals/ game	Blocks/ game
13	6.4	1.5	33.3	37.5	66.7	0.9	0.2	0.5	0.4	0.3	0.0





#22 ANDRE GUSTAVSON
G | JR | 6'4" | 195
HELSINKI, FINLAND
HELSINKI BASKETBALL ACADEMY

CAREER HIGHS

Statistic	Value	
Points	13	vs Fordham 02/20/19
Rebounds	7	at Duquesne 03/06/20
Assists	10	at Georgetown 11/28/18
Steals	5	vs Coppin St. 12/05/18
Blocks	2	vs South Alabama 12/08/19
FG Made	6	vs Coppin St. 12/05/18
FG Attempts	10	vs Fordham 02/20/19, vs Fordham 03/13/19, vs South Alabama 12/08/19
3FG Made	3	vs Davidson 03/09/19, vs Fordham 02/20/19
3FG Attempts	8	vs Fordham 02/20/19
FT Made	4	6 times
FT Attempts	5	at George Mason 02/27/19, vs George Washington 02/01/20

CAREER STATS

				Field Goals		3-Point		F-Throws		Rebounds												Scoring	
SEASON	TEAM	GP-GS	MIN/AVG	FG-FGA	FG%	3FG-FGA	3FG%	FT-FTA	FT%	OFF	DEF	TOT	AVG	PF-FO	AST	TO	BLK	STL	PTS	AVG			
2018-19	UR	31-19	682/22.0	57-121	.471	16-47	.340	20-32	.625	24	47	71	2.3	76-1	46	26	10	33	150	4.8			
2019-20	UR	31-6	600/19.3	50-111	.450	6-37	.162	30-39	.769	22	62	84	2.7	55-1	23	22	7	23	136	4.4			
2020-21	UR	11-0	165/15.0	17-30	.567	3-12	.250	6-10	.600	6	15	21	1.9	15-0	7	8	2	7	43	3.9			
TOTAL		73-25	1447/19.8	124-262	.473	25-96	.260	56-81	.691	52	124	176	2.4	146-2	76	56	19	63	329	4.5			

JUNIOR (2020-21)

GAME-BY-GAME

2/14 vs St. Mary's (MD) - Scored a season-high 9 points in 17 minutes ... 1/23 at La Salle - Returned after missing 4 games with a groin injury ... Intercepted a pass near midcourt and scored on a layup in traffic for his only basket ... 12/30 at Davidson - Missed his first of 4 straight games with a groin injury ... 11/27 vs Morehead St - Did not play due to illness (non-COVID)

SOPHOMORE (2019-20)

- Averaged 4.4 points (seventh on team) and 2.7 rebounds (sixth on team) in 31 games
- Started six games during Blake Francis's recovery from a chest injury in January-February
- Averaged 19.4 minutes per game, sixth-most on the team
- 23 steals ranked fourth on team

FRESHMAN (2018-19)

- Averaged 4.8 points, sixth on the team, and 2.3 rebounds in 31 games
- Started 19 games, including final 18 of season after being re-inserted into starting lineup at George Washington on January 12
- Ranked 2nd on team with 1.9 steals/40 minutes ... Emerged as team's top perimeter defender in 2nd half of season, frequently guarding opponent's top offensive player
- Following the season, competed for Finland at 2019 World University Games, averaging 9.8 points per game
- Signed with the Spiders on April 26, 2018

HIGH SCHOOL

- Graduated from the Helsinki Basketball Academy in Helsinki, Finland
- Scored 11.4 points per game and shot 54 percent from the field in his final season while leading HBA to the regular-season title in the Finnish 1st Division
- Competed for Finland in 2018 FIBA U20 European Championships, averaging 10.0 points, 3.6 rebounds, and 2.7 assists
- Competed for Finland in 2017 FIBA U18 European Championships, averaging 12.7 points over seven games
- Scored 27 points in group stage game vs Greece, tied for the fourth-most points in a game by any player at the tournament
- Attended same school as current Chicago Bulls star Lauri Markkanen
- One of his coaches at HBA was Finnish basketball legend Hanno Möttölä ... Möttölä, who starred at Utah, was the first Finnish player in NBA history, appearing in 155 games with the Atlanta Hawks from 2000-02

PERSONAL

- Last name is pronounced "GOOS-tahv-son"

GAMELOGS

Opponent	Date	GS	MIN	Total		3-Pointers		Free throws		Rebounds		PF	A	T/O	BLK	STL	PTS	AVG			
				FG-FGA	PCT	3FG-FGA	PCT	FT-FTA	PCT	OFF	DEF								TOT	AVG	
at Kentucky	11/29/2020		16:44	3-3	1.000	1-1	1.000	0-0	.000	0	3	3	3.0	0	1	0	0	7.0			
Wofford	12/07/2020		23:11	4-5	.800	1-1	.000	0-0	.000	1	1	2	2.5	1	2	1	1	8.75			
UNI	12/09/2020		12:14	1-2	.500	0-1	.000	1-2	.500	0	1	1	2.0	2	1	1	0	2.3			
at West Virginia	12/13/2020		14:50	0-3	.000	0-3	.000	1-2	.500	0	2	2	2.0	1	2	1	0	1.48			
at Vanderbilt	12/16/2020		15:43	1-3	.333	0-1	.000	0-0	.000	0	3	3	2.2	1	0	0	0	2.42			
vs Loyola Chicago	12/18/2020		18:10	0-0	.000	0-0	.000	4-4	1.000	0	2	2	2.2	1	0	1	0	4.42			
Hofstra	12/22/2020		11:40	1-1	1.000	1-1	1.000	0-0	.000	1	0	1	2.0	2	1	0	0	3.40			
La Salle	01/23/2021		09:33	1-2	.500	0-0	.000	0-0	.000	0	0	0	1.8	2	0	0	0	1.238			
at Saint Joseph's	01/26/2021		05:32	1-2	.500	0-1	.000	0-0	.000	0	1	1	1.7	1	0	2	0	2.36			
St. Mary's (MD)	02/14/2021		16:44	4-6	.667	1-1	1.000	0-0	.000	2	1	3	1.8	0	2	1	0	3.941			
at VCU	02/17/2021		20:49	1-3	.333	0-2	.000	0-2	.000	2	1	3	1.9	4	0	0	1	2.39			
			0	165:10	17-30	.567	3-12	.250	6-10	.600	6	15	21	1.9	15	7	8	2	7	43	3.9

Player Averages

Games Played	Minutes/game	Points/game	FG Pct	3FG Pct	FT Pct	Rebounds/game	Assists/game	Turnovers/game	Assist/Turnover ratio	Steals/game	Blocks/game
11	15.0	3.9	56.7	25.0	60.0	1.9	0.6	0.7	0.9	0.6	0.2





#24 DJI BAILEY
G | FR | 6'5" | 175
WILSON, NC
GREENFIELD SCHOOL

FRESHMAN (2020-21)

GAME-BY-GAME

2/14 vs St. Mary's (MD) - Scored his first 9 career points to go with 5 rebounds in 16 minutes

FRESHMAN (2020-21)

- Broke his right wrist during a basketball workout in June and was not fully cleared to resume basketball activities until mid-November

HIGH SCHOOL

- Attended the Greenfield School ... Led team to North Carolina Independent Schools Athletic Association (NCISAA) 1A state title in 2019
- Averaged 17 points, nine rebounds, and eight assists per game as a senior
- NCISAA All-State selection, Wilson Times All-Area selection as a senior
- 2020 1A/2A Coastal Plain Independent Conference (CPIC) Player of the Year
- No. 15 recruit in North Carolina's Class of 2020 according to ESPN.com
- Released from commitment to Wake Forest in April 2020 after team fired coach Danny Manning
- Signed with Richmond on May 12, the final member of the Spiders Class of 2020

PERSONAL

- Born on May 19, 2002
- First name is pronounced jai (rhymes with fly)

CAREER HIGHS

Single Game Highs

Statistic	Value	
Points	9	vs St. Mary's (MD) 02/14/21
Rebounds	5	vs St. Mary's (MD) 02/14/21
Steals	1	at West Virginia 12/13/20, at Saint Joseph's 01/26/21, vs St. Mary's (MD) 02/14/21
FG Made	4	vs St. Mary's (MD) 02/14/21
FG Attempts	6	vs St. Mary's (MD) 02/14/21
3FG Attempts	2	vs St. Mary's (MD) 02/14/21
FT Made	1	vs St. Mary's (MD) 02/14/21
FT Attempts	2	vs St. Mary's (MD) 02/14/21

CAREER STATS

				Field Goals		3-Point		F-Throws		Rebounds									Scoring	
SEASON	TEAM	GP-GS	MIN/AVG	FG-FGA	FG%	3FG-FGA	3FG%	FT-FTA	FT%	OFF	DEF	TOT	AVG	PF-FO	AST	TO	BLK	STL	PTS	AVG
2020-21	UR	5-0	26/5.1	4-7	.571	0-2	.000	1-2	.500	2	4	6	1.2	2-0	0	2	0	3	9	1.8
TOTAL		5-0	26/5.1	4-7	.571	0-2	.000	1-2	.500	2	4	6	1.2	2-0	0	2	0	3	9	1.8

GAMELOGS

Opponent	Date	GS	MIN	Total		3-Pointers		Free throws		Rebounds				PF	A	T/O	BLK	STL	PTS	AVG
vs Morehead St.	11/27/2020		04:26	0-0	.000	0-0	.000	0-0	.000	0	1	1	1.0	1	0	0	0	0	0	0.0
at West Virginia	12/13/2020		00:58	0-0	.000	0-0	.000	0-0	.000	0	0	0	0.5	0	0	0	0	0	1	0.0
at George Mason	01/09/2021		01:29	0-1	.000	0-0	.000	0-0	.000	0	0	0	0.3	0	0	0	0	0	0	0.0
at Saint Joseph's	01/26/2021		02:26	0-0	.000	0-0	.000	0-0	.000	0	0	0	0.3	0	0	0	1	0	1	0.0
St. Mary's (MD)	02/14/2021		16:22	4-6	.667	0-2	.000	1-2	.500	2	3	5	1.2	1	0	1	0	1	9	1.8
Totals		0	25:41	4-7	.571	0-2	.000	1-2	.500	2	4	6	1.2	2	0	2	0	3	9	1.8

Player Averages

Games Played	Minutes/ game	Points/ game	FG Pct	3FG Pct	FT Pct	Rebounds/ game	Assists/ game	Turnovers/ game	Assist/Turnover ratio	Steals/ game	Blocks/ game
5	5.1	1.8	57.1	0.0	50.0	1.2	0.0	0.4	0.0	0.6	0.0





#33 GRANT GOLDEN F | GR | 6'10" | 255 WINCHESTER, VA ST. JAMES (MD)

GRADUATE STUDENT (2020-21)

GAME-BY-GAME

2/14 vs St. Mary's (MD) - Led UR with 7 rebounds and 4 assists in 18 minutes ... 1/23 vs La Salle - Scored a game-high 22 points for his 29th career 20-point game, tying mentor T.J. Cline for most by a Spider in the last 10 years ... 1/9 at George Mason - Led UR with 18 points and 10 rebounds for his 16th career double-double ... Passed T.J. Cline (1,647) for 8th on UR's career scoring list ... 1/6 vs Rhode Island - Led UR with 9 rebounds and 5 assists while scoring 17 points ... Passed Curtis Blair (1,630) for 9th on UR's career scoring list and passed Tom Green (728) for 7th on UR's career rebounds list ... 1/2 vs St. Bonaventure - Recorded his 1,609th career point on a jumper at the 15:24 mark of the first half, moving him past ShawnDre' Jones and into the top 10 on Richmond's career scoring list ... 12/30 at Davidson - Scored a game-high 22 points ... made all 3 of his three-point FG attempts ... passed Kenny Wood for 8th on UR's career rebounding list ... passed Peter Woolfolk for 11th on UR's career scoring list ... Played season-high 32 minutes ... 12/18 vs Loyola Chicago - Scored 14 points and made Spiders final 2 FGs down stretch of tight game ... 12/16 at Vanderbilt - Scored 14 points and added a team-high 8 rebounds ... Became third active player (Luke Garza, Terry Taylor) with 1,500 career points and 700 career rebounds and third Spider ever with 1,500 points and 700 rebounds (Mike Perry, Peter Woolfolk) ... Passed Kenny Atkinson (1,549) for 12th on UR's career scoring list ... Passed mentor T.J. Cline (632) for 6th-most FGs in UR history ... 12/9 vs UNI - Recorded 17 points and 11 rebounds for his 15th career double-double ... 12/7 vs Wofford - Started UR's 12-2 run to close game with three-pointer with 2:08 to play ... Hook shot from left block with 1:35 remaining gave UR a 1-point lead ... 11/29 at Kentucky - Registered 13 points, a team-high 7 rebounds, and 5 assists despite being limited to 21 minutes by foul trouble ... Passed Terry Allen for 13th on UR's career scoring list ... Named to Bluegrass Showcase All-Tournament Team after the game for totaling 29 points, 11 rebounds, and 9 assists in UR's two wins ... 11/27 vs Morehead St - Moved past UR's career leading scorer Johnny Newman and into ninth place on Spiders career rebounding list with 669 ... Also passed Jarod Stevenson to become the 14th-leading scorer in Spiders history with 1,488 points

- 1 of 20 players named to watch list for Kareem Abdul-Jabbar Award, given to the nation's top center
- Second Team Preseason All-Atlantic 10 selection joined Kevin Anderson (2008, 2009, 2010) as the only Spiders to earn Preseason All-Conference honors from the A-10 in three different seasons

REDSHIRT JUNIOR (2019-20)

- Named Second Team All-Atlantic 10 and selected Second Team All-District in NABC District 4 (A-10) ... First player in school history to earn All-Conference honors following his freshman, sophomore, and junior seasons
- First-Team All-Atlantic 10 selection by KenPom
- Second on team in scoring (13.4 points per game) and assists (3.4 per game - 11th in A-10) while registering team-high 6.9 rebounds
- Shot 52.4 percent from the field, second-highest on the team and ninth-highest in the A-10
- Led team with 24 blocks
- Started 29 games, averaging 26.0 minutes per game
- Finished season 15th on the Spiders career scoring list with 1,472 points, the fourth-most ever for a Richmond player entering his senior season
- Ended season ninth in school history in field goals (597) and blocks (100) and 10th in rebounds (665)

REDSHIRT SOPHOMORE (2018-19)

- Selected Third Team All-Conference by the Atlantic 10 for a second straight season ... Became first player in Spiders history to earn All-Conference honors following freshman and sophomore seasons
- Named First Team All-Conference by Hoops HD
- Finished season with 1,083 career points, the most ever by a Spider by the end of his sophomore season ... became 47th member of Spiders 1,000-point club at George Mason on February 27
- Scored a team-high 17.2 points per game, third most in the A-10, and registered 7.1 rebounds per game, eighth most in the A-10
- Ranked fifth in A-10 in field goal percentage (50.3)
- Led A-10 with 221 field goals ... also finished in top 15 in conference in assists per game (3.5, 13th) and blocks per game (1.06, 11th)
- One of six underclassmen (freshmen or sophomores) in D-I to average 17 points and seven rebounds per game
- Joined T.J. Cline in 2016-17 as the only Spiders to record 500 points, 200 rebounds, and 100 assists in a season
- 117 assists were second most in D-I by player 6'10" or taller (Ethan Happ - 153)

REDSHIRT FRESHMAN (2017-18)

- Scored 498 points, breaking the record for most points by a Spider freshman (Mike Perry - 494 in 1977-78)
- * Averaged team-high 15.6 points per game and recorded 6.7 rebounds per game (second on team)
- One of seven freshmen in D-I to average 15.5 points and six rebounds per game
- Led team with five double-doubles, most by a Spiders freshman since 1998-99 (Charles Stephens)
- Selected Third-Team All-Conference and All-Rookie Team in Atlantic 10 ... With Davidson's Kellan Grady, first freshmen to make A-10 All-Conference team since 2012-13

CAREER HIGHS

Statistic	Value	
Points	33	vs Wyoming 11/21/18
Rebounds	12	vs High Point 12/22/18, vs CSUN 11/17/19, vs Wisconsin 11/25/19
Assists	8	at Duquesne 03/06/20, at George Washington 02/26/20
Steals	3	at Duquesne 01/24/18, vs James Madison 12/10/17, at VCU 01/28/20
Blocks	6	at George Mason 02/27/19
FG Made	16	vs Wyoming 11/21/18
FG Attempts	24	vs Wyoming 11/21/18
3FG Made	4	vs Georgetown 11/25/17
3FG Attempts	8	vs Georgetown 11/25/17
FT Made	9	vs Hampton 11/25/18
FT Attempts	14	vs Hampton 11/25/18

CAREER STATS

			Field Goals		3-Point		F-Throws		Rebounds									Scoring		
SEASON TEAM	GP-GS	MIN/AVG	FG-FGA	FG%	3FG-FGA	3FG%	FT-FTA	FT%	OFF	DEF	TOT	AVG	PF-FO	AST	TO	BLK	STL	PTS	AVG	
2016-17	UR	9-0	68/7.6	7-20	.350	1-5	.200	3-9	.333	3	15	18	2.0	9-0	8	3	2	0	18	2.0
2017-18	UR	32-32	981/30.7	208-418	.498	22-80	.275	60-96	.625	49	166	215	6.7	79-1	69	82	39	19	498	15.6
2018-19	UR	33-33	1038/31.4	221-439	.503	16-54	.296	109-166	.657	26	207	233	7.1	61-0	117	82	35	15	567	17.2
2019-20	UR	29-29	753/26.0	161-307	.524	5-19	.263	62-87	.713	32	167	199	6.9	39-0	100	56	24	16	389	13.4
2020-21	UR	16-16	438/27.4	91-165	.552	9-18	.500	24-35	.686	19	84	103	6.4	32-0	55	37	7	8	215	13.4
TOTAL		119-110	3278/27.6	688-1349	.510	53-176	.301	258-393	.656	129	639	768	6.5	220-1	349	260	107	58	1687	14.2

Most Career Points, Richmond History

Name	Points	Games
6. David Gonzalvez	1,727	131
7. John Schweitz	1,723	109
8. Grant Golden	1,687	119
9. T.J. Cline	1,647	102

Most Career Rebounds, Spiders History

Name	Reb	Games
1. Ken Daniel	1255	114
2. Walt Lysaght	1190	110
3. Eric Poole	894	115
4. Peter Woolfolk	859	123
5. Terry Allen	782	134
6. Grant Golden	768	119

Most Career Blocks, Spiders History

Name	Blocks	Games
1. Darrius Garrett	231	116
2. Alonzo Nelson-Ododa	185	94
3. Tim Faulconer	183	116
4. Kevin Steenberge	154	120
5. Jeff Pehl	135	110
T6. Johnathan Collins	133	101
T6. Gaston Moliva	133	116
8. Justin Harper	113	137
9. Grant Golden	107	119

Most Career Field Goals, Spiders History

Name	FGs	Games
1. Johnny Newman	933	122
2. Mike Perry	902	108
3. Kevin Anderson	768	139
4. John Schweitzel	720	109
5. Grant Golden	688	119





#33 GRANT GOLDEN (CONTINUED)

(Semaj Christon, Xavier)

- Named A-10 Rookie of the Week three times (November 27, January 29, March 5)
- Selected to All-Tournament Team at Cayman Islands Classic after averaging 18 points and five rebounds while shooting 56 percent from field in three games

FRESHMAN (2016-17)

- Granted medical redshirt by NCAA after undergoing cardiac ablation procedure on 12/22 to correct an accelerated heart rate that caused him to collapse vs Texas Tech on 12/17
- Appeared in nine games totaling 18 points, 18 rebounds, and eight assists
- Led team with 10.6 rebounds per 40 minutes
- Scored career-best six points Dec. 3 vs Wake Forest ... grabbed career-high four rebounds Nov. 25 vs Maryland and Dec. 10 vs UMBC

HIGH SCHOOL

- Moved to St. James HS in Hagerstown, Md. for final two seasons of high school
- Washington County Co-Player of the Year in 2015-16
- Led St. James to Independent-Parochial School League and Mid-Atlantic Conference titles
- Averaged 17.2 PPG, 10.3 rpg, 3.5 APG and 1.3 BPG in his senior year
- Shot 54.7 percent from the field and 42.9 percent from three in 15-16
- Sat out junior season with ankle injury
- Averaged 18.1 PPG and 7.7 RPG in 2013-14 at Sherando HS in Stephens City, Va.

PERSONAL

- Son of Ellen and Craig
- Younger brother Bryce plays basketball at Butler University
- Father played basketball at Fairfield University and two grandfathers played collegiate football
- Born on Jan. 15, 1998

GAMELOGS

Opponent	Date	GS	MIN	Total		3-Pointers		Free throws		Rebounds		PF	A	T/O	BLK	STL	PTS	AVG			
				FG-FGA	PCT	3FG-3FGA	PCT	FT-FTA	PCT	OFF	DEF								TOT	AVG	
vs Morehead St.	11/27/2020	*	23:18	8-10	.800	0-1	.000	0-2	.000	2	2	4	4.0	1	4	3	0	16	16.0		
at Kentucky	11/29/2020	*	20:43	4-9	.444	1-1	1.000	4-4	1.000	2	5	7	5.5	4	5	1	0	13	14.5		
Wofford	12/07/2020	*	22:31	6-10	.600	1-1	1.000	2-3	.667	3	1	4	5.0	3	2	3	0	15	14.7		
UNI	12/09/2020	*	23:14	8-18	.444	1-2	.500	0-0	.000	0	11	11	6.5	2	4	3	0	17	15.3		
at West Virginia	12/13/2020	*	29:47	3-4	.750	1-1	1.000	2-2	1.000	2	6	8	6.8	1	1	6	0	9	14.0		
at Vanderbilt	12/16/2020	*	26:28	7-12	.583	0-1	.000	0-0	.000	0	8	8	7.0	1	3	2	1	14	14.0		
vs Loyola Chicago	12/18/2020	*	29:58	7-9	.778	0-0	.000	0-0	.000	0	7	7	7.0	4	2	8	0	14	14.0		
Hofstra	12/22/2020	*	28:11	7-11	.636	0-1	.000	1-3	.333	0	2	2	6.4	2	5	2	0	15	14.1		
at Davidson	12/30/2020	*	32:06	9-13	.692	3-3	1.000	1-1	1.000	1	2	3	6.0	2	4	1	1	22	15.0		
St. Bonaventure	01/02/2021	*	33:55	3-8	.375	0-2	.000	1-4	.250	0	5	5	5.9	2	6	2	2	0	7	14.2	
Rhode Island	01/06/2021	*	34:00	8-15	.533	0-0	.000	1-2	.500	1	8	9	6.2	4	5	0	0	17	14.5		
at George Mason	01/09/2021	*	26:58	7-11	.636	0-0	.000	4-4	1.000	4	6	10	6.5	1	2	1	1	0	18	14.8	
La Salle	01/23/2021	*	33:45	8-12	.667	2-2	1.000	4-4	1.000	2	4	6	6.5	3	4	2	1	0	22	15.3	
at Saint Joseph's	01/26/2021	*	26:06	4-11	.364	0-2	.000	0-0	.000	0	7	7	6.5	1	3	1	0	0	8	14.8	
St. Mary's (MD)	02/14/2021	*	17:32	0-1	.000	0-0	.000	0-0	.000	1	6	7	6.5	0	4	2	0	0	13.8		
at VCU	02/17/2021	*	29:39	2-11	.182	0-1	.000	4-6	.667	1	4	5	6.4	1	1	0	1	2	8	13.4	
TOTALS			16	438:11	91-165	.552	9-18	.500	24-35	.686	19	84	103	6.4	32	55	37	7	8	215	13.4

Player Averages

Games Played	Minutes/game	Points/game	FG Pct	3FG Pct	FT Pct	Rebounds/game	Assists/game	Turnovers/game	Assist/Turnover ratio	Steals/game	Blocks/game
16	27.4	13.4	55.2	50.0	68.6	6.4	3.4	2.3	1.5	0.5	0.4



WALK-ONS



#10 SULLIVAN KULJU
F | SR | 6'6" | 220
NEW BERLIN, WI
EISENHOWER

CAREER STATS

				Field Goals		3-Point		F-Throws		Rebounds				Scoring						
SEASON	TEAM	GP-GS	MIN/AVG	FG-FGA	FG%	3FG-FGA	3FG%	FT-FTA	FT%	OFF	DEF	TOT	AVG	PF-FO	AST	TO	BLK	STL	PTS	AVG
2018-19	UR	3-0	3/1.0	0-0	.000	0-0	.000	0-0	.000	0	0	0	0.0	0-0	0	0	0	0	0	0.0
2019-20	UR	8-0	11/1.3	0-6	.000	0-2	.000	0-0	.000	2	0	2	0.3	0-0	1	0	0	0	0	0.0
2020-21	UR	2-0	8/4.1	1-2	.500	1-2	.500	0-0	.000	0	0	0	0.0	0-0	1	0	0	2	3	1.5
TOTAL		13-0	22/1.7	1-8	.125	1-4	.250	0-0	.000	2	0	2	0.2	0-0	2	0	0	2	3	0.2

SENIOR (2020-21)

- Scored his first career points on a three-pointer from the win vs St. Mary's (MD) on February 14

JUNIOR (2019-20)

- Appeared in 8 games, totaling two rebounds and one assist in 11 minutes

SOPHOMORE (2018-19)

- Appeared in three games but did not register any statistics ... Made collegiate debut vs Coppin State on December 5

FRESHMAN (2017-18)

- Did not appear in any games

HIGH SCHOOL

- Four-year varsity starter at Eisenhower ... member of school's 1,000-point club ... led team to 40-9 record in his last two seasons
- Three-time All-Woodland Conference selection ... 2-time All-Area selection by Milwaukee Journal Sentinel
- Team captain as a senior ... averaged 15.1 points and 5.2 rebounds per game
- Three-time letterwinner in football ... Honorable Mention All-Woodland Conference at wide receiver as a senior
- DECA (Distributive Education Clubs of America) state qualifier

PERSONAL

- Son of Eric and Kimberly Kulju
- Has an older brother Keenan and a younger sister Tierney
- Born on Sept. 8, 1998
- Last name is pronounced "COOL-you"



#12 GABE ARIZIN
G | SO | 6'4" | 190
WEST CHESTER, PA
ST. JOSEPH'S PREP

CAREER STATS

				Field Goals		3-Point		F-Throws		Rebounds				Scoring						
SEASON	TEAM	GP-GS	MIN/AVG	FG-FGA	FG%	3FG-FGA	3FG%	FT-FTA	FT%	OFF	DEF	TOT	AVG	PF-FO	AST	TO	BLK	STL	PTS	AVG
2019-20	UR	5-0	4/0.9	0-1	.000	0-0	.000	0-0	.000	1	2	3	0.6	0-0	0	0	0	0	0	0.0
2020-21	UR	2-0	3/1.5	0-0	.000	0-0	.000	0-0	.000	0	0	0	0.0	0-0	0	0	0	0	0	0.0
TOTAL		7-0	7/1.1	0-1	.000	0-0	.000	0-0	.000	1	2	3	0.4	0-0	0	0	0	0	0	0.0

FRESHMAN (2019-20)

- Appeared in five games, grabbing three rebounds and going 0-1 from the field in four minutes

HIGH SCHOOL

- Two-time captain at St. Joseph's Prep in Philadelphia

PERSONAL

- Son of Mike and Patricia
- Father Mike played basketball at William & Mary and La Salle ... At William & Mary, Arizin earned All-Southern Conference honors following his freshman and sophomore seasons ... His 35 points against Richmond on Dec. 11, 1973 remains the second-most ever by a William & Mary player in a game at Kaplan Arena ... Averaged 17.3 points and 7.5 rebounds in 54 games for the Tribe ... At La Salle, averaged 11.5 points in 1975-76 and led team in FG pct (49.6)
- Has a brother Luke and a half-brother Matt, who played baseball at Georgetown
- Grandfather Paul Arizin was inducted into the Naismith Memorial Basketball Hall of Fame in 1978 ... He was a 10-time NBA All-Star with the Philadelphia Warriors who twice led the league in scoring ... Missed two seasons in the prime of his career to serve with the Marines in the Korean War ... Third-leading scorer (16,266 points) in NBA history when he retired in 1962 rather than move with the Warriors to San Francisco ... Led nation in scoring (25.3 PPG) as a senior at Villanova in 1950 ... Had his No. 11 jersey retired by Villanova ... Inducted in College Basketball Hall of Fame in 2006 ... Member of inaugural class of Philadelphia Sports Hall of Fame (2004)
- Born on December 16, 2000
- Last name is pronounced "AIR-rizz-in"



WALK-ONS

CAREER STATS

				Field Goals		3-Point		F-Throws		Rebounds								Scoring		
SEASON	TEAM	GP-GS	MIN/AVG	FG-FGA	FG%	3FG-FGA	3FG%	FT-FTA	FT%	OFF	DEF	TOT	AVG	PF-FO	AST	TO	BLK	STL	PTS	AVG
2020-21	UR	1-0	2/1.6	0-0	.000	0-0	.000	0-0	.000	0	0	0	0.0	0-0	0	0	0	0	0	0.0
TOTAL		1-0	2/1.6	0-0	.000	0-0	.000	0-0	.000	0	0	0	0.0	0-0	0	0	0	0	0	0.0

FRESHMAN (2020-21)

- Made his Spiders debut on February 14, playing final two minutes vs St. Mary's (MD)

HIGH SCHOOL

- Attended Georgetown Prep in North Bethesda, Md.
- Team captain as a senior ... Averaged 8 points per game
- Honor Society member graduated with a 3.9 GPA

PERSONAL

- Son of Cornelius and Patricia
- Father Cornelius played defensive back for Notre Dame, winning a national championship in 1988 ... He served 27 years in the U.S. Secret Service and has provided protection for every President from Richard Nixon to Donald Trump
- Born on November 9, 2001



#25 QUENTIN SOUTHALL
F | SR | 6'6" | 220
NEW BERLIN, WI
EISENHOWER

CAREER STATS

				Field Goals		3-Point		F-Throws		Rebounds										Scoring	
SEASON	TEAM	GP-GS	MIN/AVG	FG-FGA	FG%	3FG-FGA	3FG%	FT-FTA	FT%	OFF	DEF	TOT	AVG	PF-FO	AST	TO	BLK	STL	PTS	AVG	
2018-19	UR	3-0	3/1.1	1-2	.500	0-0	.000	0-1	.000	1	1	2	0.7	0-0	1	0	0	0	2	0.7	
2019-20	UR	8-0	13/1.6	1-1	1.000	0-0	.000	0-0	.000	0	1	1	0.1	1-0	0	1	0	0	2	0.3	
2020-21	UR	2-0	6/3.0	0-1	.000	0-1	.000	1-2	.500	1	1	2	1.0	0-0	2	1	0	1	1	0.5	
TOTAL		13-0	22/1.7	2-4	.500	0-1	.000	1-3	.333	2	3	5	0.4	1-0	3	2	0	1	5	0.4	

JUNIOR (2019-20)

- Appeared in 8 games, totaling 2 points and 1 rebound in 13 minutes
- Scored UR's final basket on a fadeaway jumper from the left block with 1:03 to play vs Saint Joseph's on Jan. 2

SOPHOMORE (2018-19)

- Appeared in three games, registering two points, two rebounds and an assist
- Brought home crowd to its feet with offensive rebound and putback while being fouled vs George Washington on Feb. 9
- Made collegiate debut vs Coppin State on Dec. 5, recording a rebound and assist

FRESHMAN (2017-18)

- Did not appear in a game

HIGH SCHOOL

- 2017 League MVP of New York's Catholic High Schools Athletic Association (CHSAA) A Division
- Averaged 20.5 points per game as a senior ... led team to CHSAA Divisional Final
- Class A first-team All-State selection

PERSONAL

- Son of Frank and Stephanie Gaitley ... Mother Stephanie is head coach of the women's team at Fordham University and was head coach of the women's team at Richmond from 1985-91 (116-63 in 6 seasons)
- Older brother Dutch played at Temple and Monmouth and is currently an assistant coach for the Charlotte Hornets ... Older brother D.C. played in seven games for Fordham



#31 JORDAN GAITLEY
G | GR | 6'4" | 190
HAVERFORD, PA
FORDHAM PREP (NY)



BOX SCORES



Official Basketball Box Score - Final
Morehead St. at Richmond
11/27/20 Rupp Arena, Lexington
2020-21 Men's Basketball

Game Time: 6:00 PM
Game Duration: 2:06
Attendance: 261

Officials: Bart Lenox, John Hampton, Enroll Lewis

Morehead St. - 64

Record: 0-2

NO.	Name		Min	FG		3P	FT	Rebounds		Fouls		TP	AS	TO	ST	Blocks		+/-	
				M-A	M-A	M-A	M-A	OR	DR	PF	FD					BS	BA		
3	James Baker	F	14:55	2-5	0-2	0-0	1-2	4	1	2	4	0	1	0	0	1	0	-2	
4	Johni Broome	F	22:07	3-8	0-0	0-0	2	4	6	1	1	6	0	1	0	0	1	-10	
1	DeVon Cooper	G	31:36	5-10	2-5	2-2	0	6	6	1	2	14	3	5	1	0	0	-16	
2	KJ Hunt	G	22:23	2-3	1-2	4-4	0	1	1	0	2	9	1	3	1	1	0	-11	
55	Taton Cooper	G	31:22	5-10	1-6	0-2	0	1	1	1	2	11	4	1	1	0	0	-16	
5	Skyelar Potter	F	27:59	2-10	1-7	0-1	3	1	4	5	1	5	2	4	0	0	1	-10	
11	Julius Dixon		21:42	4-8	2-5	0-0	0	4	4	1	1	10	0	4	0	0	0	-14	
22	LJ Bryan		17:53	1-1	0-0	0-0	2	2	0	1	2	0	0	0	0	1	0	-8	
13	Jaden Stanley-Williams		03:23	0-1	0-1	0-0	0	0	0	0	1	0	0	1	0	0	0	-2	
25	Drew Thelwell		05:30	0-1	0-1	0-0	0	1	1	0	0	0	0	0	0	0	0	-1	
20	Jacob Rice		01:10	1-1	1-1	0-0	0	0	0	0	0	0	0	0	0	0	0	0	
								0		2		0		0					
Totals				25-58	8-30	6-9	6	23	29	14	11	64	11	19	3	2	3	18	

Technical Fouls: NONE

Richmond - 82

Record: 1-0

NO.	Name	Min	FG		3P	FT		Rebounds		Fouls		TP	AS	TO	ST	Blocks		+/-
			M-A	M-A	M-A	M-A	OR	DR	TOT	PF	FD					BS	BA	
3	Tyler Burton	F 28:53	2-8	1-4	2-2	3	9	12	1	3	7	0	3	2	0	1	0	-7
4	Nathan Cayo	F 29:39	10-10	1-1	2-4	1	0	1	1	2	23	1	0	0	0	2	0	-17
33	Grant Golden	F 23:18	8-10	0-1	0-2	2	2	4	1	3	16	4	3	0	0	0	0	-10
00	Jacob Gilyard	G 32:57	6-13	1-6	0-0	0	5	5	1	1	13	5	2	3	0	1	0	-14
1	Blake Francis	G 34:00	5-11	3-6	0-1	0	4	4	1	3	13	5	0	1	0	0	0	-21
15	Matt Grace	16:42	2-4	1-3	1-2	1	2	3	2	1	6	1	1	0	1	0	0	8
2	Souleymane Koureissi	17:02	1-4	0-2	0-0	0	1	1	3	0	2	0	2	0	0	0	0	3
21	Isaiah Wilson	13:03	1-3	0-1	0-1	1	1	2	0	1	2	0	1	2	0	0	0	1
24	Dji Bailey	04:26	0-0	0-0	0-0	0	1	1	1	0	0	0	0	0	0	0	0	-1
Team																		
Totals			35-63		7-24	5-12	8	27	35	11	14	82	16	12	8	3	2	18

Technical Fouls: Golden 1st 10:08

	MSU	RIC
Biggest lead	2 (1 st 19:49)	21 (2 nd 0:27)
Best Scoring Run	6 (1 st 12:29)	8 (2 nd 18:05)
Lead Changes	7	
Times Tied	3	
Time with Lead	01:20	37:20

Points from	MSU	RIC
Turnovers	6	19
Paint	26	52
Second Chance	4	7
Fast Breaks	4	11
Bench	20	10

Period by Period Scoring			
	1st	2nd	TOT
MSU	40	24	64
RIC	47	35	82

Shooting By Period	
1 st FG%	21-31 67.7%
3PT%	4-11 36.4%
FT%	1-3 33.3%
2 nd FG%	14-32 43.8%
3PT%	3-13 23.1%
FT%	4-9 44.4%
GM FG%	35-63 55.6%
3PT%	7-24 29.2%
FT%	5-12 41.7%

Dead Ball Rebounds: 3



Official Basketball Box Score - Final
Richmond at Kentucky
11/29/20 Rupp Arena, Lexington
2020-21 Men's Basketball

Game Time: 1:00 PM
Game Duration: 2:12
Attendance: 3,075

Officials: Don Daly, Vladimir Voyard-Tadad, Byron Jarrett

Richmond - 76

Record: 2-0

NO.	Name	Min	FG		3P		FT		Rebounds		Fouls		TP	AS	TO	ST	Blocks		+/-	
			M-A	M-A	M-A	M-A	OR	DR	TOT	PF	FD	BS					BA			
3	Tyler Burton	F 25:55	4-8	1-3	2-2	0	4	4	3	2	11	0	1	0	1	0	1	0	12	
4	Nathan Cayo	F 35:57	8-13	0-0	2-5	2	4	6	3	4	18	1	4	1	0	3	11			
33	Grant Golden	F 20:44	4-9	1-1	4-4	2	5	7	4	3	13	5	1	1	0	0	0	5		
00	Jacob Gilyard	G 35:30	3-13	0-6	0-0	0	4	4	3	1	6	1	1	5	0	0	15			
1	Blake Francis	G 39:07	6-19	3-10	3-3	1	2	3	3	18	2	2	3	0	0	0	12			
15	Matt Grace	14:06	1-2	1-2	0-0	0	1	1	5	2	3	0	0	0	0	0	0	1		
22	Andre Gustavson	16:44	3-3	1-1	0-0	0	3	3	0	0	7	1	0	0	0	0	1			
21	Isaiah Wilson	05:23	0-0	0-0	0-0	0	0	0	0	1	0	0	0	0	0	0	0	-3		
2	Souleymane Koureissi	06:34	0-0	0-0	0-0	0	0	0	0	0	0	0	0	1	0	1	0	6		
Team									1 2 3				0		0					
Totals			29-67		7-25		11-14		6 25 31		24 15		76 15		10 10		2 3		12	
Technical Fouls: NONE																				

Technical Fouls: NONE

Kentucky - 64

Record: 1-1

NO.	Name	Min	M	A	M	A	OR	DR	OT	P	F	FD	TP	AS	TO	ST	BS	BA	+/-	
21	Cam'Ron Fletcher	F 14:10	2-3	0-0	0-0	2	4	6	2	0	4	0	2	1	0	0	0	0	-7	
30	Oliver Sarr	F 38:00	5-13	0-0	7-11	4	7	11	3	11	17	0	5	0	1	0	0	-6		
3	Devin Askew	G 35:23	0-3	0-2	2-2	0	3	3	1	2	2	2	3	0	0	0	0	-5		
3	Brandon Boston Jr.	G 37:42	8-20	0-3	4-6	5	5	10	2	3	20	2	2	1	0	0	0	-12		
5	Terrence Clarke	G 34:59	5-10	0-2	5-9	1	5	6	2	5	15	1	4	1	0	1	0	-15		
10	Davion Mintz	09:55	0-4	0-2	0-0	1	0	1	0	0	0	0	0	0	1	0	1	-5		
23	Isaiah Jackson	25:50	2-8	0-1	2-5	7	7	14	1	3	6	0	3	0	2	0	-5			
55	Lance Ware	02:00	0-0	0-0	0-0	0	0	0	0	3	0	0	0	1	0	0	0	-6		
0	Jacob Toppin	02:01	0-0	0-0	0-0	0	1	1	0	0	0	0	0	1	0	0	0	1		
Team							1		1		2									
Totals			22-61		0-10		20-33		21		33		54		15		24		64	
			5		21		4		3		2		12							

Technical Fouls: NONE

	RIC	UKY
Biggest lead	16 (2 nd 0:57)	6 (2 nd 19:10)
Best Scoring Run	9 (2 nd 16:26)	6 (2 nd 0:11)
Lead Changes	14	
Times Tied	12	
Time with Lead	21:55	10:36

Points from		RIC	UKY
Turnovers		22	13
Paint		42	38
Second Chance		10	19
Fast Breaks		10	10
Bench		10	6

Period by Period Scoring			
	1st	2nd	TOT
RIC	28	48	76
UKY	32	32	64

Game Notes: All Tournament Team • Julius Dixon (MSU) • Brandon Boston (UK) • Oliver Sarr (UK) • Nathan Cayo (UR) • MVP • Grant Golden (UR) •



Official Basketball Box Score - Final
Wofford at Richmond
12/07/20 Robins Center, Richmond
2020-21 Men's Basketball

Game Time: 2:00 PM
Game Duration: 1:58

Officials: Roger Ayers, Bert Smith, Tommy Morrissey

Wofford - 72

Record: 2-1

NO.	Name	Min	FG	3P	FT	Rebounds	Fouls	TP	AS	TO	ST	Blocks	+/-					
			M-A	M-A	M-A	OR	DR											
25	Messiah Jones	F 30:59	9-12	1-2	1-3	3	7	10	4	5	20	2	7	3	0	1	0	-3
33	B.J. Mack	C 26:03	3-7	2-6	0-0	0	8	8	5	0	8	2	2	1	1	0	0	2
5	Storm Murphy	G 39:14	7-15	4-10	3-4	1	1	2	1	3	21	4	2	1	0	1	0	-7
13	Morgan Safford	G 36:31	2-9	2-5	0-0	1	4	5	2	0	6	0	0	0	0	0	0	-5
21	Tray Hollowell	G 40:00	5-13	3-10	2-4	0	4	4	1	5	15	5	0	0	0	0	0	-7
14	Sam Godwin	F 39:58	0-3	0-0	0	7	2	9	5	0	1	2	0	0	0	0	0	-6
33	Nick Pringle	G 07:15	1-2	0-1	0-0	0	2	1	1	0	2	0	1	0	0	0	1	-1
Team						0	2	2	0	0	0	0	0	0	0	0	0	0
Totals				27-61	12-34	6-11	12	29	41	19	13	72	14	14	6	1	3	-5
Technical Fouls: NONE																		

BOX SCORES



Official Basketball Box Score - Final
Richmond at West Virginia
12/19/20 WVU Coliseum, Morgantown, W.Va.
Richmond at West Virginia

Game Time: 1:00 PM
Game Duration: 1:53
Attendance: 371

Officials: Ray Nalik, Ron Groover, Marques Pettigrew

Richmond - 71

Record: 4-1

NO.	Name	Min	FG M-A	3P M-A	FT M-A	Rebounds DR TOT	Fouls FD	TP	AS	TO	ST	Blocks BS	+/-
3	Tyler Burton	F 34:01	5-15	2-6	2-2	3 7 10	3 1 14	0	2	0	0	1	-13
4	Nathan Cayo	F 30:26	5-8	0-0	4-6	3 3 6	3 3 14	1	1	1	1	0	-17
33	Grant Golden	F 29:47	3-4	1-1	2-2	2 6 8	1 1 9	1	6	1	0	0	-30
00	Jacob Gilyard	G 39:02	3-7	1-4	0-0	0 0 0	0 2 7	6	2	4	0	0	-21
1	Blake Francis	G 33:03	5-17	1-10	1-5	1 1 2	2 4 12	0	3	2	0	0	-24
15	Matt Grace	03:02	0-0	0-0	0-0	0 0 0	1 0 0	0	1	0	0	0	0
22	Andre Gustavson	14:50	0-3	0-3	1-2	0 2 2	1 1 1	2	1	0	0	0	-7
2	Souleymane Koureissi	11:39	1-2	0-1	5-8	0 2 2	4 4 7	1	1	0	0	0	15
13	Connor Crabtree	01:36	1-1	1-1	2-2	0 2 2	0 1 5	0	0	0	0	0	6
21	Isaiah Wilson	01:36	0-0	0-0	2-2	0 0 0	0 1 2	1	0	1	0	0	6
24	Dij Bailey	00:58	0-0	0-0	0-0	0 0 0	0 0 0	0	0	0	1	0	5
Team						1 1 2		0	0				
Totals			23-57	6-26	19-29	10 24 34	15 18 71	13	16	10	0	1	16

Technical Fouls: NONE

West Virginia - 87

Record: 5-1

NO.	Name	Min	FG		3P		FT		Rebounds		Fouls		TP	AS	TO	ST	Blocks	BS	+/-	
			M	A	M	A	M	A	O	D	O	TOT								P
1	Derek Culver	F 29:57	3	8	0	0	4	5	1	10	11	2	5	10	2	2	1	1	0	19
11	Ermitt Matthews Jr.	F 22:46	3	6	0	1	0	0	0	6	6	0	1	6	2	2	1	0	0	13
34	Oscar Tshibwe	F 23:33	6	8	0	0	0	0	1	4	5	1	1	12	3	1	1	0	0	18
4	Miles McBride	G 28:09	9	11	2	2	0	0	1	1	1	2	20	5	1	3	0	0	0	20
22	Sean McNeil	G 23:00	5	8	2	2	0	0	0	3	3	2	12	4	0	0	0	0	0	21
3	Gabe Osabughien	18:42	0	2	0	1	0	0	1	2	3	1	0	0	2	0	1	0	0	14
5	Jordan McCabe	11:51	2	3	2	2	2	0	0	1	1	2	6	0	3	1	0	0	0	-4
12	Taz Sherman	18:58	5	7	2	3	3	4	0	0	0	2	2	15	1	1	2	0	0	21
2	Jalen Bridges	07:49	1	3	0	1	0	2	1	1	2	1	1	2	1	0	0	0	0	-8
13	Isaiah Cottrell	04:52	1	3	0	1	0	0	0	0	0	4	0	2	1	0	0	0	0	-8
0	Kedrian Johnson	04:31	0	0	0	0	0	0	0	0	0	1	0	0	0	0	0	0	0	-4
23	Seny Ndiaye	01:36	0	1	0	0	0	0	0	0	0	0	1	0	0	1	0	0	0	-6
24	Taj Thweatt	01:36	1	1	0	0	0	0	0	1	1	1	0	2	0	1	0	0	0	-6
20	Jay Moore	01:20	0	0	0	0	0	2	1	0	1	1	1	0	0	0	0	0	0	-5
30	Spencer Macke	01:20	0	1	0	1	0	0	0	0	0	0	0	0	0	0	0	0	0	-5
Team																				
Totals			36:62	8:14	7:13	5	30	35	18	15	87	22	12	10	1	0	1	0	16	

Technical Fouls: NONE

	Rich	WVU
Biggest lead	2 (1 st 17:57)	30 (2 nd 17:10)
Best Scoring Run	6 (2 nd 0:14)	11 (1 st 0:53)
Lead Changes	4	
Times Tied	5	
Time with Lead	02:03	35:46
Points from Turnovers	28	36
Second Chance	10	4
Fast Breaks	12	19
Bench	15	27
Period by Period Scoring		
1st	20	19
2nd	30	41
3rd	52	87



Official Basketball Box Score - Final
Richmond at Vanderbilt
12/18/20 Memorial Gymnasium, Nashville
2020-21 Men's Basketball

Game Time: 12:00 PM
Game Duration: 1:57
Attendance: 68

Officials: Doug Shows, Chuck Jones, A.J. Desai

Richmond - 78

Record: 5-1

NO.	Name	Min	FG M-A	3P M-A	FT M-A	Rebounds OR DR TOT	Fouls PF FD	TP	AS	TO	ST	Blocks BS BA	A+	
3	Tyler Burton	F 28:40	4-8	1-1	4-6	0 4 4	2 4 13	0	1	0	1	0	-5	
4	Nathan Cayo	F 30:35	6-6	0-0	1-1	0 3 3	1 1 13	2	0	1	0	0	18	
33	Grant Golden	F 26:28	7-12	0-1	0-0	0 8 8	1 2 14	3	2	1	1	0	12	
00	Jacob Gilyard	G 37:29	3-7	2-5	0-1	1 1 2	3 1 8	5	2	6	0	0	7	
1	Blake Francis	G 37:38	7-12	3-6	4-4	0 3 3	2 4 21	4	2	0	0	1	11	
15	Matt Grace	09:11	0-1	0-1	0-0	0 1 1	3 0 0	0	0	0	0	0	2	
22	Andre Gustavson	15:43	1-3	0-1	0-0	3 0 3	1 1 2	0	0	0	0	0	-1	
13	Connor Crabtree	10:53	2-2	0-0	2-2	0 0 0	0 1 6	0	2	0	0	0	11	
2	Souleymane Koureissi	03:23	0-0	0-0	1-2	0 0 0	2 1 1	0	1	0	1	0	0	
Team						2 1 3		0	3					
Totals			30-51	6-15	12-16	3 24 27	15 15 78	14	13	8	3	1	11	
Vanderbilt - 67														Record: 2-1
Technical Fouls: NONE														

Technical Fouls: NONE

Vanderbilt - 67

Record: 2-1

1	Dylan Disu	F	30:38	4-9	1-3	1-2	3 3 6	4 2 10	1	3	2	0	1	-7												
42	Quentin Millora-Brown	F	14:39	0-0	0-0	0-0	1 1 2	3 0 0	0	0	0	0	1	-15												
0	Tyrin Lawrence	G	14:51	0-3	0-0	0-0	1 3 4	0 0 0	1	1	0	0	0	-18												
2	Scotty Phippen Jr.	G	34:20	8-22	1-5	8-8	3 0 3	2 9 25	2	4	0	0	1	-12												
3	Maxwell Evans	G	15:44	0-1	0-1	0-0	0 0 0	1 0 0	0	3	0	0	0	-7												
12	Trey Thomas		27:40	5-10	3-7	2-2	2 3 5	1 1 15	1	1	1	0	0	14												
50	Ejike Obinna		09:28	0-2	0-0	0-0	0 3 3	1 0 0	0	1	0	0	0	-7												
4	Jordan Wright		25:25	7-8	1-1	2-2	1 6 7	3 1 17	1	0	0	0	0	5												
13	Issac McBride		05:40	0-2	0-2	0-0	0 1 1	0 0 0	0	1	1	0	0	1												
11	Braele Albert		21:35	0-3	0-3	0-0	0 1 1	0 2 0	3	0	1	0	0	7												
Team							2	0	2	0	1															
Totals							24-60	6-22	13-14	13	21	34	15	15	67	10	15	4	1	3	-11					
																			Technical Fouls				3		None	

Technical Fouls: NONE

	Rich	Vandy
Biggest lead	24 (1 st 0:00)	0 (1 st 20:00)
Best Scoring Run	8 (1 st 15:35)	8 (2 nd 17:24)
Lead Changes	0	
Times Tied	1	
Time with Lead	39:11	00:00
Points from Turnovers	20	12
Second Chance	1	15
Fast Breaks	6	7
Bench	9	32
Period by Period Scoring		
1st	45	33
2nd	38	78
3rd	21	67



Official Basketball Box Score - Final
Richmond at Loyola Chicago
12/18/20 Indiana Convention Center, Indianapolis, Ind.
2020-21 Men's Basketball

Game Time: 6:00 PM
Game Duration: 2:04

Officials: Patrick Rock, John Barley, Ed Orenshaw

Richmond - 75

Record: 6-1

NO.	Name	Min	FG M-A	3P M-A	FT M-A	Rebounds OR DR TOT	Fouls FF FLD	TP	AS	TO	ST	Blocks BS	+/-
3	Tyler Burton	F 34:44	2-7	0-0	0-0	3 6 9	2 2 4	2	1	1	3	0	0
4	Nathan Cayo	F 23:11	2-4	0-0	1-2	1 1 2	3 2 5	1	1	1	0	0	-5
33	Grant Golden	F 29:58	7-9	0-0	0-0	0 7 7	4 0 14	2	8	1	0	0	-4
00	Jacob Gilyard	G 38:46	6-13	2-6	5-6	0 1 1	3 5 19	3	1	4	0	0	-2
1	Blake Francis	G 38:36	9-17	4-5	5-7	0 3 3	3 0 7	27	2	3	2	0	2
15	Matt Grace	03:22	0-1	0-1	0-0	0 0 0	0 0 0	0	0	0	0	0	-1
22	Andre Gustavson	18:10	0-0	0-0	4-4	0 2 2	1 3 4	0	1	0	0	0	7
13	Connor Crabtree	06:54	0-0	0-0	0-0	0 0 0	1 0 0	0	0	0	1	0	0
2	Souleymane Koureissi	06:19	1-1	0-0	0-0	0 1 1	0 0 0	2	0	0	1	0	8
Team													
Totals													
			27-52	6-12	15-19	5 22 27	17 19 35	75	10	15	12	0	2
Technical Fouls: 0													

Technical Fouls: NONE

Loyola Chicago - 73

Record: 3-2

NO.	Name	Min	M-A	M-A	O-R	D-T	FF	FT	2P	3P	ST	BS	BA	+/-															
30	Aher Uguak	F 15:29	0-1	0-1	0	1	2	3	4	1	0	0	0	-7															
25	Cameron Krutwig	C 30:51	6-10	0-0	2-6	6	5	11	1	4	14	2	3	2	0	-5													
1	Lucas Williamson	G 28:03	3-10	2-7	0-0	1	3	4	4	0	8	2	3	1	0	0	0												
4	Braden Norris	G 38:32	8-12	5-9	0-0	0	1	1	4	3	21	5	1	1	0	0	-4												
24	Tate Hall	G 31:31	5-12	2-5	0-0	0	3	3	0	2	12	5	1	1	0	0	5												
5	Keith Clemons	26:08	0-2	0-1	8-10	0	1	1	2	4	8	2	3	0	0	0	8												
10	Tom Welch	09:08	3-4	0-0	0	1	1	2	0	0	6	1	2	0	0	0	2												
12	Marquise Kennedy	06:13	1-1	0-0	0-0	0	0	0	1	0	2	0	0	1	0	0	-6												
23	Cooper Kaifes	08:45	0-3	0-3	0-0	0	2	2	3	1	0	1	2	0	0	0	-3												
13	Baylor Hebb	02:53	0-0	0-0	2-2	0	1	1	0	2	2	0	0	0	0	0	-3												
00	Paxson Wojcik	02:27	0-0	0-0	0-0	0	0	0	0	0	0	0	0	0	0	0	3												
Team																													
Totals															26:55	9:26	12:18	9	20	29	19	17	73	18	18	5	0	0	-2

Technical Fouls: NONE

	Rich	Loyola
Biggest lead	20 (2 nd 16:49)	1 (1 st 16:55)
Best Scoring Run	8 (1 st 1:04)	9 (2 nd 4:48)
Lead Changes	2	
Times Tied	3	
Time with Lead	37:37	00:19
Points from Turnovers	18	15
Second Chance	2	10
Fast Breaks	8	4
Bench	6	18
Period by Period Scoring		
1st	37	38
2nd	38	75
3rd	22	51



Official Basketball Box Score - Final
Hofstra at Richmond
12/22/20 Robins Center, Richmond
2020-21 Men's Basketball

BOX SCORES



Official Basketball Box Score - Final
Richmond at Davidson
10/30/20 Bels Arena, Davidson
2020-21 Men's Basketball

Game Time: 7:00 PM
Game Duration: 2:04

Officials: Ted Valentine, Raymie Snyers, AJ Desai

Richmond - 80

Record: 7-2 (1-0)

NO.	Name	Min	FG	3P	FT	Rebounds	Fouls	TP	AS	TO	ST	Blocks	+	-
			M-A	M-A	M-A	OR DR TOT	PF FO					BS BA		
3	Tyler Burton	F 37:39	7-9	3-4	1-2	0 11 11	1 1	18	0	0	3	2	0	11
4	Nathan Cayo	F 33:34	6-9	0-0	3-4	0 3 3	3 2	15	1	2	1	2	0	9
33	Grant Golden	F 32:06	9-13	3-3	1-1	1 2 3	2 1	22	4	1	0	1	0	14
00	Jacob Gilyard	G 37:32	2-6	1-4	2-2	0 1 1	0 3	7	5	2	1	0	1	1
1	Blake Francis	G 36:05	6-12	1-4	3-3	0 1 1	3 2	15	5	2	0	0	1	8
15	Matt Grace	G 33:36	0-1	0-1	0-0	0 0 0	1 0	0	0	0	0	0	0	3
2	Isaiah Wilson	04:22	0-1	0-0	0-0	0 1 1	1 0	0	0	2	0	0	0	3
2	Souleymane Koureissi	13:05	1-3	0-0	0-0	0 1 1	0 1	2	0	0	1	0	0	-12
Team						1 2 3	0	0	0	0	0	0	0	0
Totals			31-54	8-16	10-12	2 22 24	11 10	80	15	9	6	5	2	8

Technical Fouls: NONE

Shooting By Period		
1st FG%	15-30	50.0%
3PT%	5-10	50.0%
FT%	1-1	100%
2nd FG%	16-24	66.7%
3PT%	3-6	50.0%
FT%	9-11	81.8%
GM FG%	31-54	57.4%
3PT%	8-16	50.0%
FT%	10-12	83.3%

Dead Ball Rebounds: 2, 0



Official Basketball Box Score - Final
St. Bonaventure at Richmond
01/02/21 Robins Center, Richmond
2020-21 Men's Basketball

Game Time: 5:00 PM
Game Duration: 2:04

Officials: Tim Carter, Tim Kelly, Greg Evans

St. Bonaventure - 69

Record: 3-1 (1-1)

NO.	Name	Min	FG	3P	FT	Rebounds	Fouls	TP	AS	TO	ST	Blocks	+	-
			M-A	M-A	M-A	OR DR TOT	PF FO					BS BA		
33	Jalen Adaway	F 24:41	3-4	0-0	1-1	2 3 5	1 1	7	1	0	0	0	0	2
21	Osun Osumniyi	C 37:24	2-5	0-0	3-4	2 11 13	2 5	7	1	0	0	1	0	3
0	Kyle Lofton	G 36:51	5-9	1-3	5-6	0 1 1	4 4	16	3	3	1	0	0	3
1	Dominick Welch	G 27:45	5-12	1-6	0-0	3 6 9	4 1	11	1	1	0	0	0	5
5	Jaren Holmes	G 31:00	7-12	2-4	1-1	2 3 5	4 1	22	7	4	1	1	0	15
2	Eddie Creal	08:06	0-0	0-0	0-0	1 1 2	0 0	0	1	0	0	0	0	-2
10	Alexandro Vasquez	12:13	2-7	1-3	0-0	0 0 0	1 0	5	0	1	0	0	0	-7
40	Jalen Shaw	02:46	0-0	0-0	0-0	0 0 0	2 0	0	0	1	0	0	1	0
4	Anthony Roberts	19:14	2-8	0-2	2-2	2 1 3	1 3	6	0	3	1	1	3	-4
Team						1 1 2	0	0	0	0	0	0	0	0
Totals			26-57	5-18	12-14	12 26 38	18 16	69	9	12	3	4	3	3

Technical Fouls: NONE

Shooting By Period		
1st FG%	14-31	45.2%
3PT%	1-9	11.1%
FT%	4-5	80%
2nd FG%	12-26	46.2%
3PT%	4-9	44.4%
FT%	8-9	88.9%
GM FG%	26-57	45.6%
3PT%	5-18	27.8%
FT%	12-14	85.7%

Dead Ball Rebounds: 1, 0

Davidson - 74

Record: 5-4 (1-1)

NO.	Name	Min	FG	3P	FT	Rebounds	Fouls	TP	AS	TO	ST	Blocks	+	-
			M-A	M-A	M-A	OR DR TOT	PF FO					BS BA		
3	Sam Mennenga	F 31:49	6-13	0-3	1-2	1 5 6	3 2	13	0	2	0	0	1	-2
35	Luka Brakovic	F 33:41	5-10	1-4	3-5	6 8 14	4 4	14	4	0	0	0	1	-12
1	Hyunjun Lee	G 28:20	6-9	2-3	3-3	1 1 2	0 1	7	2	2	0	0	2	-10
24	Carter Collins	G 38:05	5-11	2-6	0-2	0 3 3	1 3	12	5	1	2	1	1	-19
31	Kellan Grady	G 37:16	2-11	1-6	2-2	0 2 2	0 1	7	0	1	1	0	0	-1
25	Bates Jones	06:16	0-0	0-0	0-0	2 2 1	1 0	0	0	1	2	0	0	6
5	Grant Huffman	09:31	1-1	0-0	0-0	0 1 1	0 0	2	0	0	0	0	0	2
32	Nelson Boachie-Adom	08:11	0-1	0-1	0-0	0 0 0	0 0	0	1	0	1	1	0	-4
13	Michael Jones	14:51	4-5	1-2	0-0	1 1 2	1 1	9	0	0	0	0	0	10
Team						0 0 0	0	0	1	1	0	0	0	0
Totals			29-61	7-25	9-14	11 21 32	10 11	74	12	11	6	2	5	-6

Technical Fouls: NONE

Shooting By Period		
1st FG%	14-32	43.8%
3PT%	3-12	25.0%
FT%	5-7	71.4%
2nd FG%	15-29	51.7%
3PT%	4-13	30.8%
FT%	4-7	57.1%
GM FG%	29-61	47.5%
3PT%	7-25	28.0%
FT%	9-14	64.3%

Dead Ball Rebounds: 4, 0

Richmond - 66

Record: 7-3 (1-1)

NO.	Name	Min	FG	3P	FT	Rebounds	Fouls	TP	AS	TO	ST	Blocks	+	-
			M-A	M-A	M-A	OR DR TOT	PF FO					BS BA		
3	Tyler Burton	F 23:58	3-9	2-6	0-0	1 6 7	5 0	8	1	0	0	1	0	5
4	Nathan Cayo	F 38:35	3-6	0-0	6-7	6 4 10	1 5	12	0	1	1	0	1	-5
33	Grant Golden	F 33:55	3-8	0-2	1-4	0 5 5	2 4	7	6	2	0	2	0	-3
00	Jacob Gilyard	G 38:20	5-13	1-6	2-3	0 1 1	3 3	13	4	2	3	0	2	-4
1	Blake Francis	G 37:14	7-15	3-10	4-5	0 1 1	2 3	21	3	2	2	0	0	-3
15	Matt Grace	06:05	1-1	0-0	0-0	0 0 0	1 0	2	0	0	0	0	0	0
21	Isaiah Wilson	04:26	0-0	0-0	0-0	1 0 1	1 0	0	0	1	0	0	0	1
2	Souleymane Koureissi	17:27	1-2	0-0	1-2	0 2 2	1 3	3	0	1	0	0	1	-6
Team						1 1 2	0	0	0	0	0	0	0	0
Totals			23-54	6-24	14-21	9 20 29	16 18	66	14	9	6	3	4	-3

Technical Fouls: NONE

Shooting By Period		
1st FG%	12-27	44.4%
3PT%	4-11	36.4%
FT%	7-12	58.3%
2nd FG%	11-27	40.7%
3PT%	2-13	15.4%
FT%	7-9	77.8%
GM FG%	23-54	42.6%
3PT%	6-24	25.0%
FT%	14-21	66.7%

Dead Ball Rebounds: 3, 0

	RIC	DAV
Biggest lead	8 (2nd 0:17)	5 (2nd 7:26)
Best Scoring Run	11 (2nd 0:17)	5 (1st 12:04)
Lead Changes	3	
Times Tied	8	
Time with Lead	27:25	07:24

Points from Turnovers			RIC	DAV
Paint	36	40		
Second Chance	4	17		
Fast Breaks	7	5		
Bench	2	11		

Period by Period Scoring			RIC	DAV
1st	2nd	TOT		
36	44	80		
36	38	74		

	SBU	RICH
Biggest lead	6 (1st 5:04)	2 (1st 10:37)
Best Scoring Run	6 (1st 16:13)	5 (1st 14:39)
Lead Changes	16	
Times Tied	4	
Time with Lead	31:43	04:11

Points from Turnovers			SBU	RICH
Paint	11	11		
Second Chance	15	8		
Fast Breaks	4	4		
Bench	11	5		

Period by Period Scoring			SBU	RICH
1st	2nd	TOT		
33	36	69		
35	31	66		



Official Basketball Box Score - Final
Rhode Island at Richmond
01/02/21 Robins Center, Richmond
2020-21 Men's Basketball

Game Time: 6:00 PM
Game Duration: 2:06

Officials: Bill Covington Jr., Matt Rafter, Earl Walton

Rhode Island - 73

Record: 5-6 (2-2)

NO.	Name	Min	FG	3P	FT	Rebounds	Fouls	TP	AS	TO	ST	Blocks	+	-
			M-A	M-A	M-A	OR DR TOT	PF FO					BS BA		
5	Anwan Walker	F 20:54	6-7	0-0	0-0	3 5 8	3 0	12	0	4	0	1	0	-6
22	Makheil Mitchell	F 24:04	3-8	0-0	0-2	2 3 5	3 3	6	0	2	0	1	0	-9
1	Fatts Russell	G 34:01	7-17	0-5	-4	1 5 6	2 5	18	4	3	2	0	0	-6
2	Jeremy Sheppard	G 21:17	4-6	3-5	0-0	0 1 1	1 1	11	1	4	0	0	0	-9
12	Malik Martin	G 18:42	1-1	1-1	2-2	0 2 2	2 2	5	0	0	0	0	0	-11
00	Jermaine Harris	23:42	2-4	0-0	0-0	0 6 6	0 1	4	0	0	0	1	1	0
15	Jalen Carey	14:40	4-8	0-1	0-0	1 4 5	1 2	8	2	3	0	0	1	-3
10	Ishmael Leggett	13:39	0-0	0-0	0-0	2 2 0	1 1	1	1	2	2	1	0	0
23	D.J. Johnson	11:20	1-2	1-2	1-3	0 1 1	1 1	4	0	1	1	0	0	0
4	Allen Betrand	17:41	1-2	1-1	0-0	0 0 0	2 0	3	1	1	1	0	0	5
Team						1 1 2	0	0	0	0	0	0	0	0
Totals			29-55	6-15	9-16	8 29 37	16 16	73	10	19	3	3	2	-7

Technical Fouls: Carey 1st 6:41

Shooting By Period		
1st FG%	14-30	46.7%
3PT%	3-8	37.5%
FT%	3-4	75%
2nd FG%	15-25	60.0%
3PT%	3-7	42.9%
FT%	6-12	50%
GM FG%	29-55	52.7%
3PT%	6-15	40.0%
FT%	9-16	56.3%

Dead Ball Rebounds: 5, 1



Official Basketball Box Score - Final
Richmond at George Mason
01/02/21 Espinwall Arena, Fairfax
2020-21 Men's Basketball

Game Time: 12:00 PM
Game Duration: 1:47
Attendance: 250

Officials: Leslie Jones, Evon Burroughs, Scott Arbogast

Richmond - 77

Record: 9-3 (3-1)

NO.	Name	Min	FG	3P	FT	Rebounds		Fouls	TP	AS	TO	ST	Blocks	+/−			
			M-A	M-A	M-A	OR	DR	OT	PF	FO					BS	BA	
3	Tyler Burton	F 35:58	6-11	2-5	3-4	3	5	8	0	2	17	0	0	3	1	0	21
4	Nathan Cayo	F 26:36	3-6	0-0	0-0	0	0	0	4	0	6	0	2	1	0	1	4
33	Grant Golden	F 25:58	7-11	0-0	4-4	4	6	10	1	3	18	2	1	0	1	1	6
0	Jacob Gilyard	G 38:31	5-13	3-8	2-2	1	3	4	1	3	15	5	0	5	0	1	21
1	Blake Francis	G 35:40	5-18	2-6	1-1	2	4	6	3	1	13	3	4	4	0	1	22
15	Matt Grace	13:02	2-2	1-1	0-0	0	0	0	3	0	5	1	0	0	1	0	14
2	Souleymane Koureissi	15:57	1-2	0-0	1-2	1	2	3	1	1	3	1	1	0	0	0	16
21	Isaiah Wilson	05:49	0-1	0-1	0-0	2	2	2	0	1	0	1	0	0	0	0	-3
24	Dj Bailey	01:29	0-1	0-0	0-0	0	0	0	0	0	0	0	0	0	0	0	-1
Team						1	0	1			0		0				
Totals			29:65	8:21	11:13	12	22	34	13	11	77	13	8	13	3	4	20
Technical Fouls: 0																	

SPIDERS ACTIVE CAREER D-I RANKS



SPIDERS SEASON RANKS

TEAM RANKS

Statistic	National Rank	Conference Rank	Value
3-pt Field Goal Attempts (340 ranked)	224	8	344
Assist Turnover Ratio (340 ranked)	16	2	1.44
Assists Per Game (340 ranked)	76	3	14.9
Blocked Shots Per Game (340 ranked)	284	11	2.2
Defensive Rebounds per Game (340 ranked)	298	12	23.25
Fewest Fouls (340 ranked)	47	7	243
Fewest Turnovers (340 ranked)	32	4	166
Field-Goal Percentage (340 ranked)	32	2	47.9
Field-Goal Percentage Defense (340 ranked)	298	13	46.7
Free Throw Attempts (340 ranked)	271	6	264
Free Throws Made (340 ranked)	249	4	193
Free-Throw Percentage (340 ranked)	96	3	73.1
Offensive Rebounds Per Game (340 ranked)	323	13	6.88
Personal Fouls Per Game (340 ranked)	25	2	15.2
Rebound Margin (340 ranked)	308	12	-4.7
Scoring Defense (340 ranked)	133	8	68.8
Scoring Margin (340 ranked)	77	5	7.1
Scoring Offense (340 ranked)	79	3	75.9
Steals Per Game (340 ranked)	14	2	8.9
Three Pt FG Defense (340 ranked)	118	7	32.3
Three-Point Field Goals Per Game (340 ranked)	142	7	7.6
Three-Point Field-Goal Percentage (340 ranked)	112	5	35.2
Total 3-point FGM (339 ranked)	206	8	121
Total Assists (340 ranked)	182	6	239
Total Blocks (340 ranked)	286	11	36
Total Rebounds (340 ranked)	297	11	482
Total Rebounds Per Game (340 ranked)	330	13	30.12
Total Steals (340 ranked)	70	4	143
Turnover Margin (339 ranked)	5	1	5.8
Turnovers Forced (340 ranked)	29	2	16.12
Turnovers Per Game (340 ranked)	13	1	10.4
Won-Lost Percentage (338 ranked)	72	4	68.8

INDIVIDUAL RANKS

Statistic	Player	National Rank	Conference Rank	Value
3-pt Field Goal Attempts (339 ranked)	Blake Francis	143	4	111
	Jacob Gilyard	281	9	93
Assist Turnover Ratio (350 ranked)	Jacob Gilyard	11	2	3.54
	Grant Golden	241	12	1.49
Assists Per Game (350 ranked)	Jacob Gilyard	36	4	5.3
	Grant Golden	244	12	3.4
Blocked Shots Per Game (346 ranked)	Tyler Burton	346	14	0.75
Defensive Rebounds per Game (350 ranked)	Tyler Burton	64	4	6.12
	Grant Golden	145	10	5.25
Double Doubles (238 ranked)	Tyler Burton	89	4	4
	Grant Golden	238	9	2
Field-Goal Percentage (348 ranked)	Grant Golden	44	1	55.2
	Blake Francis	297	16	41.7
Free Throw Attempts (337 ranked)				
Free Throws Made (336 ranked)				
Free-Throw Percentage (350 ranked)	Nathan Cayo	298	13	73.8
Minutes Per Game (350 ranked)	Jacob Gilyard	23	4	36:46
	Blake Francis	107	11	34:16
Offensive Rebounds Per Game (349 ranked)				
Points Per Game (350 ranked)	Blake Francis	161	8	16.3
Rebounds Per Game (350 ranked)	Tyler Burton	105	7	7.6
	Grant Golden	254	14	6.4
Steals Per Game (346 ranked)	Jacob Gilyard	1	1	3.62
	Blake Francis	168	12	1.50
Three-Point Field Goals Per Game (347 ranked)	Blake Francis	131	8	2.31
	Jacob Gilyard	300	15	1.88
Three-Point Field-Goal Percentage (98 ranked)				
Total 3-point FGM (337 ranked)	Blake Francis	207	6	37
Total Assists (337 ranked)	Jacob Gilyard	72	4	85
	Grant Golden	323	11	55
Total Blocks (342 ranked)				
Total Field Goal Attempts (349 ranked)	Blake Francis	171	4	228
Total Field Goals Made (340 ranked)	Blake Francis	250	4	95
	Grant Golden	304	8	91
Total Minutes (350 ranked)				
Total Points (350 ranked)	Blake Francis	278	5	261
Total Rebounds (342 ranked)	Tyler Burton	222	5	122
Total Steals (312 ranked)	Jacob Gilyard	1	1	58
	Blake Francis	265	10	24
Triple Doubles (2 ranked)				



SPIDERS CONFERENCE STATS

Game Records

Record	Overall	Home	Away	Neutral
ALL GAMES	4-3	1-2	3-1	0-0
CONFERENCE	4-3	1-2	3-1	0-0
NON-CONFERENCE	0-0	0-0	0-0	0-0

Score by Periods

Team	1st	2nd	OT	TOT
Richmond	245	271	0	516
Opponents	231	250	0	481

Team Box Score

No.	Player				Total		3-Point		F-Throw		Rebounds													
		GP-GS	MIN	AVG	FG-FGA	FG%	3FG-FGA	3FG%	FT-FTA	FT%	OFF	DEF	TOT	AVG	PF	DQ	A	TO	BLK	STL	PTS	AVG		
1	FRANCIS, Blake	7-7	239:14	34.2	42-102	.412	14-49	.286	18-19	.947	3	14	17	2.4	21	0	21	12	0	13	116	16.6		
33	GOLDEN, Grant	7-7	216:29	30.9	41-81	.506	5-10	.500	15-21	.714	9	36	45	6.4	14	0	25	7	6	3	102	14.6		
3	BURTON, Tyler	7-7	228:08	32.6	34-65	.523	13-32	.406	16-19	.842	11	41	52	7.4	16	1	4	2	8	10	97	13.9		
4	CAYO, Nathan	7-7	236:39	33.8	29-65	.446	0-2	.000	30-34	.882	14	17	31	4.4	19	0	11	11	3	8	88	12.6		
00	GILYARD, Jacob	7-7	266:14	38.0	25-65	.385	13-39	.333	10-11	.909	1	15	16	2.3	9	0	34	12	0	20	73	10.4		
15	GRACE, Matt	7-0	58:41	8.4	6-9	.667	3-6	.500	2-2	1.000	0	1	1	0.1	9	0	5	1	1	0	17	2.4		
22	GUSTAVSON, Andre	3-0	35:53	12.0	3-7	.429	0-3	.000	0-2	.000	2	2	4	1.3	7	0	0	2	1	1	6	2.0		
2	KOUREISSI, Souleymane	7-0	77:18	11.0	4-12	.333	1-1	1.000	3-6	.500	2	10	12	1.7	6	0	4	5	2	1	12	1.7		
21	WILSON, Isaiah	7-0	36:21	5.2	2-8	.250	1-4	.250	0-0	.000	2	5	7	1.0	8	0	1	3	0	1	5	0.7		
31	GAITLEY, Jordan	1-0	00:32	0.5	0-0	.000	0-0	.000	0-0	.000	0	0	0	0.0	0	0	0	0	0	0	0	0.0		
12	ARIZIN, Gabe	1-0	00:04	0.1	0-0	.000	0-0	.000	0-0	.000	0	0	0	0.0	0	0	0	0	0	0	0	0.0		
24	BAILEY, Dji	2-0	03:55	2.0	0-1	.000	0-0	.000	0-0	.000	0	0	0	0.0	0	0	0	1	0	1	0	0.0		
10	KULJU, Sullivan	1-0	00:32	0.5	0-0	.000	0-0	.000	0-0	.000	0	0	0	0.0	0	0	1	0	0	1	0	0.0		
Team											6	6	12					3						
Total		7	1400		186-415	.448	50-146	.342	94-114	.825	50	147	197	28.1	109	1	106	59	21	59	516	73.7		
Opponents		7	1400		180-374	.481	43-129	.333	78-103	.757	58	186	244	34.9	100	0	80	113	25	26	481	68.7		

Team Statistics

	UR	OPP
Scoring	516	481
Points per game	73.7	68.7
Scoring margin	+5.0	-
Field goals-att	186-415	180-374
Field goal pct	.448	.481
3 point fg-att	50-146	43-129
3-point FG pct	.342	.333
3-pt FG made per game	7.1	6.1
Free throws-att	94-114	78-103
Free throw pct	.825	.757
F-Throws made per game	13.4	11.1
Rebounds	197	244
Rebounds per game	28.1	34.9
Rebounding margin	-6.7	-
Assists	106	80
Assists per game	15.1	11.4
Turnovers	59	113
Turnovers per game	8.4	16.1
Turnover margin	+7.7	-
Assist/turnover ratio	1.8	0.7
Steals	59	26
Steals per game	8.4	3.7
Blocks	21	25
Blocks per game	3.0	3.6
Winning streak	0	-
Home win streak	0	-
Attendance	0	500
Home games-Avg/Game	3-0	4-125
Neutral site-Avg/Game	-	0-0

Team Results

Date	Opponent		Score	Att.
12/30/2020	at Davidson	W	80-74	0
01/02/2021	St. Bonaventure	L	66-69	0
01/06/2021	Rhode Island	W	80-73	0
01/09/2021	at George Mason	W	77-57	250
01/23/2021	La Salle	L	78-84	0
01/26/2021	at Saint Joseph's	W	79-56	0
02/17/2021	at VCU	L	56-68	250



SPIDERS STATS

Game Records

Record	Overall	Home	Away	Neutral
ALL GAMES	11-5	4-3	5-2	2-0
CONFERENCE	4-3	1-2	3-1	0-0
NON-CONFERENCE	7-2	3-1	2-1	2-0

Score by Periods

Team	1st	2nd	OT	TOT
Richmond	581	633	0	1214
Opponents	525	576	0	1101

Team Box Score

No.	Player				Total		3-Point		F-Throw		Rebounds											
		GP-GS	MIN	AVG	FG-FGA	FG%	3FG-FGA	3FG%	FT-FTA	FT%	OFF	DEF	TOT	AVG	PF	DQ	A	TO	BLK	STL	PTS	AVG
1	FRANCIS, Blake	16-16	548:10	34.3	95-228	.417	37-111	.333	34-46	.739	6	30	36	2.3	39	0	40	28	0	24	261	16.3
33	GOLDEN, Grant	16-16	438:11	27.4	91-165	.552	9-18	.500	24-35	.686	19	84	103	6.4	32	0	55	37	7	8	215	13.4
3	BURTON, Tyler	16-16	492:58	30.8	72-147	.490	25-62	.403	33-42	.786	24	98	122	7.6	33	1	7	13	12	17	202	12.6
4	CAYO, Nathan	16-16	475:03	29.7	71-125	.568	1-3	.333	45-61	.738	24	40	64	4.0	41	0	21	20	5	13	188	11.8
00	GILYARD, Jacob	16-16	588:16	36.8	64-157	.408	30-93	.323	22-26	.846	4	38	42	2.6	24	0	85	24	0	58	180	11.3
13	CRABTREE, Connor	4-0	40:29	10.1	5-7	.714	1-3	.333	8-8	1.000	1	6	7	1.8	2	0	1	3	0	1	19	4.8
22	GUSTAVSON, Andre	11-0	165:10	15.0	17-30	.567	3-12	.250	6-10	.600	6	15	21	1.9	15	0	7	8	2	7	43	3.9
2	KOUREISSI, Souleymane	16-0	166:10	10.4	13-30	.433	3-9	.333	10-19	.526	4	21	25	1.6	21	0	6	15	6	5	39	2.4
15	GRACE, Matt	16-0	157:52	9.9	12-26	.462	8-20	.400	3-4	.750	4	10	14	0.9	24	1	11	2	4	0	35	2.2
24	BAILEY, Dji	5-0	25:41	5.1	4-7	.571	0-2	.000	1-2	.500	2	4	6	1.2	2	0	0	2	0	3	9	1.8
10	KULJU, Sullivan	2-0	08:11	4.1	1-2	.500	1-2	.500	0-0	.000	0	0	0	0.0	0	0	1	0	0	2	3	1.5
21	WILSON, Isaiah	13-0	83:09	6.4	5-15	.333	3-8	.375	6-9	.667	3	9	12	0.9	10	0	3	7	0	4	19	1.5
31	GAITLEY, Jordan	2-0	06:00	3.0	0-1	.000	0-1	.000	1-2	.500	1	1	2	1.0	0	0	2	1	0	1	1	0.5
12	ARIZIN, Gabe	2-0	03:01	1.5	0-0	.000	0-0	.000	0-0	.000	0	0	0	0.0	0	0	0	0	0	0	0	0.0
25	SOUTHALL, Quentin	1-0	01:38	1.6	0-0	.000	0-0	.000	0-0	.000	0	0	0	0.0	0	0	0	0	0	0	0	0.0
Team											12	16	28					6				
Total		16	3200		450-940	.479	121-344	.352	193-264	.731	110	372	482	30.1	243	2	239	166	36	143	1214	75.9
Opponents		16	3200		417-893	.467	103-319	.323	164-239	.686	143	414	557	34.8	243	5	189	258	35	75	1101	68.8

Team Statistics

	UR	OPP
Scoring	1214	1101
Points per game	75.9	68.8
Scoring margin	+7.1	-
Field goals-att	450-940	417-893
Field goal pct	.479	.467
3 point fg-att	121-344	103-319
3-point FG pct	.352	.323
3-pt FG made per game	7.6	6.4
Free throws-att	193-264	164-239
Free throw pct	.731	.686
F-Throws made per game	12.1	10.3
Rebounds	482	557
Rebounds per game	30.1	34.8
Rebounding margin	-4.7	-
Assists	239	189
Assists per game	14.9	11.8
Turnovers	166	258
Turnovers per game	10.4	16.1
Turnover margin	+5.8	-
Assist/turnover ratio	1.4	0.7
Steals	143	75
Steals per game	8.9	4.7
Blocks	36	35
Blocks per game	2.3	2.2
Winning streak	0	-
Home win streak	1	-
Attendance	0	4014
Home games-Avg/Game	7-0	7-573
Neutral site-Avg/Game	-	2-131

Team Results

Date	Opponent		Score	Att.
11/27/2020	vs Morehead St.	W	82-64	261
11/29/2020	at Kentucky	W	76-64	3075
12/07/2020	Wofford	W	77-72	0
12/09/2020	UNI	W	78-68	0
12/13/2020	at West Virginia	L	71-87	371
12/16/2020	at Vanderbilt	W	78-67	68
12/18/2020	vs Loyola Chicago	W	75-73	0
12/22/2020	Hofstra	L	71-76	0
12/30/2020	at Davidson	W	80-74	0
01/02/2021	St. Bonaventure	L	66-69	0
01/06/2021	Rhode Island	W	80-73	0
01/09/2021	at George Mason	W	77-57	250
01/23/2021	La Salle	L	78-84	0
01/26/2021	at Saint Joseph's	W	79-56	0
02/14/2021	St. Mary's (MD)	W	90-49	0
02/17/2021	at VCU	L	56-68	250



SPEED CHART



#0 JACOB GILYARD
G | SR | 5'9" | 160 | KANSAS CITY, MO

PTS	REB	AST	STL	MIN
11.3	2.6	5.3	3.6	36.8

- 10 Ast, 6 steals in last game vs Duquesne
- 334 career steals are T-15th in Division I history
- 1 of 15 players on watch list for Naismith National Defensive POY
- 2020 1st Team All A-10 (12.7 PPG, 5.7 APG, 3.0 Ast-TO ratio)
- 2020 A-10 Defensive POY (led D-I with 3.2 steals per game)

CAREER HIGHS		LAST GAME	
PTS	REB	PTS	REB
31	8	9	5
AST	STL	AST	STL
11	7	5	1



#1 BLAKE FRANCIS
G | GR | 6'0" | 175 | HERNDON, VA

PTS	REB	AST	STL	MIN
16.3	2.3	2.5	1.5	34.3

- 8th-leading scorer in A-10 at 16.3 PPG
- Scored in double digits in 15 of 16 games this season
- Sealed win at Davidson with shot clock buzzer-beating 3 with 46 secs left
- Scored game-high 27 Pts vs Loyola Chicago (2 shy of career high)
- Preseason 2nd Team All A-10 (ranked 4th in A-10 with 17.7 PPG last year)

CAREER HIGHS		LAST GAME	
PTS	REB	PTS	REB
29	7	12	2
AST	STL	AST	STL
6	7	3	3



#2 SOULEYMANE KOUREISSI
F | JR | 6'9" | 215 | HARLEM, NY

PTS	REB	AST	BLK	MIN
2.4	1.6	0.4	0.4	10.4

- Registered career-high 3 steals vs St. Mary's
- Scored in 12 of last 14 games (3-ptr, putback vs St. Mary's)
- Played 18:49 vs St. Mary's, his most since Dec. 2018 (21 - Coppin St)
- 7 Pts at WVU were his most in 22 months (2/9/19 vs GW - 10)
- Name is pronounced SAHL-uh-mon ker-ESS-ee

CAREER HIGHS		LAST GAME	
PTS	REB	PTS	REB
10	5	0	0
AST	BLK	AST	BLK
2	2	0	0



#3 TYLER BURTON
F | SO | 6'7" | 215 | UXBRIDGE, MA

PTS	REB	AST	BLK	MIN
12.6	7.6	0.4	0.8	30.8

- 4 mins, 0 field goal attempts vs Duquesne last season
- Career-high 25 Pts, 5 Reb, 3 Stls, 2 blocks at Saint Joseph's (10-13 FG)
- Named A-10 Player of the Week on 12/14 (15.7 PPG, 10 RPG in 3 gms)
- 1st half vs UK: 0 Pts 2nd half vs UK: team-high 11 Pts
- Entered starting lineup after Nick Sherod tore his ACL in preseason

CAREER HIGHS		LAST GAME	
PTS	REB	PTS	REB
25	13	2	3
AST	BLK	AST	BLK
2	3	0	1




#4 NATHAN CAYO
F | SR | 6'7" | 225 | MONTREAL, QUEBEC

PTS	REB	AST	BLK	MIN
11.8	4.0	1.3	0.3	29.7

- Led Richmond in points (18) and rebounds (7) at VCU
- Named MVP of Bluegrass Showcase (20.5 PPG, 78% FGs)
- Named Co-Atlantic 10 Player of the Week on 11/30 (1st of career)
- 10-10 FG vs Morehead St, 7th A-10 player ever to go 10-10 or better from field
- Only player to rank in top 10 in A-10 in FG pct and FT pct last season

CAREER HIGHS		LAST GAME	
PTS	REB	PTS	REB
23	11	18	7
AST	BLK	AST	BLK
5	4	1	0



#13 CONNOR CRABTREE
G | SO | 6'6" | 190 | HILLSBOROUGH, NC

PTS	REB	AST	STL	MIN
4.8	1.8	0.3	0.3	10.1

- Out until at least mid-March with fracture in right foot
- Season highs in Pts (8), Reb (5) and mins (21) vs Hofstra
- Missed first 4 games of season after injuring groin in August
- Sat out 2019-20 season after transferring from Tulane
- 7.1 PPG as freshman for Tulane in 2018-19 (started 15 of final 16 gms)

CAREER HIGHS		LAST GAME	
PTS	REB	PTS	REB
23	6	--	--
AST	STL	AST	STL
3	5	--	--



#15 MATT GRACE
F | JR | 6'9" | 230 | HAMILTON, ONTARIO

PTS	REB	AST	BLK	MIN
2.2	0.9	0.7	0.3	9.9

- 19 Pts in last 3 games (16 Pts in 1st 13 games this season)
- Career-high 10 Pts at Saint Joseph's (two 3s, turnaround jumper, 2 FT)
- 3-ptr from wing with 4:40 left at UK stretched Richmond's lead to 13
- Played career-high 17 mins in season-opener vs Morehead St
- Great passer had 1.9 Ast-TO ratio last season (2nd on team)

CAREER HIGHS		LAST GAME	
PTS	REB	PTS	REB
10	4	0	0
AST	BLK	AST	BLK
4	2	1	0



#21 ISAIAH WILSON
G | FR | 6'0" | 160 | PITTSBURGH, PA

PTS	REB	AST	STL	MIN
1.5	0.9	0.2	0.3	6.4

- 15 Pts in last 2 games (4 points in his first 11 games this season)
- Career-high 10 Pts in 22 mins vs St. Mary's (tied for most mins on team)
- No. 5 recruit in PA, No. 35 PG recruit nationally in 2020 via 247sports.com
- Led First Love Academy to NCSAA national championship semis in 2020
- Started high school at North Catholic, won WPIAL titles in 2016 & 2017

CAREER HIGHS		LAST GAME	
PTS	REB	PTS	REB
2	2	5	0
AST	STL	AST	STL
0	2	0	0



#22 ANDRE GUSTAVSON
G | JR | 6'4" | 195 | HELSINKI, FINLAND

PTS	REB	AST	STL	MIN
3.9	1.9	0.6	0.6	15.0

- Scored season-high 9 pts vs St. Mary's
- Missed 4 games (12/30 to 1/9) with groin injury
- Scored on a steal and layup in traffic vs La Salle (1st gm since 12/23)
- Made 6 starts in place of Blake Francis (sternum) last season
- Last name is pronounced GOOS-tahv-son

CAREER HIGHS		LAST GAME	
PTS	REB	PTS	REB
13	7	2	3
AST	STL	AST	STL
10	5	0	0



#33 GRANT GOLDEN
F | GR | 6'10" | 255 | WINCHESTER, VA

PTS	REB	AST	BLK	MIN
13.4	6.4	3.4	0.4	27.4

- 55.2 FG pct leads A-10 among qualifiers
- Attempted 1 FG vs St. Mary's (fewest in game since 2016-17)
- 8th-leading scorer, 6th-leading rebounder in UR history
- Named to All-Tournament Team at Bluegrass Showcase (16 PPG, 4 RPG, 4 APG)
- 2020 2nd Team All A-10 selection (2020 1st Team All A-10 via KenPom)

CAREER HIGHS		LAST GAME	
PTS	REB	PTS	REB
33	12	8	5
AST	BLK	AST	BLK
8	6	1	1

