



# RICHMOND WOMEN'S BASKETBALL

## 2021-22 GAME NOTES

3X NCAA TOURNAMENT | 9X WNIT

### GAME 7

## RICHMOND SPIDERS

3-3, 0-0 A-10

HEAD COACH: Aaron Roussel  
 RICHMOND RECORD: 31-29 (3rd Season)  
 OVERALL RECORD: 343-151 (18th Season)



VS



## UMES HAWKS

3-3, 0-0 MEAC

HEAD COACH: Fred Batchelor  
 UMES RECORD: 204-277 (17th Season)  
 OVERALL RECORD: 264-324 (21st Season)

### GAME INFO

DATE/TIME: DEC. 1 | 6:00 P.M. EST  
 SITE: ROBINS CENTER | RICHMOND, VA  
 LIVE STATS: RICHMONDSPIDERS.COM  
 LIVE VIDEO: ESPN+  
 TWITTER: @SPIDERWBBALL

### 2021-22 SCHEDULE/RESULTS

A-10: 0-0 | H: 1-2 | A: 2-0 | N: 0-1

NOVEMBER		All Times ET
9	Charlotte	L, 63-45
13	@ Hampton	W, 96-47
18	Elon	L, 71-50
21	UMBC	W, 76-64
26	Long Beach State^	L, 52-44
28	@ Virginia^	W, 74-65

DECEMBER		
1	UMES	6pm
4	@ Ohio	1pm
12	William & Mary	2pm
15	@ Longwood	7pm
19	@ Florida Atlantic#	12pm
20	Southern Miss#	12pm
29	Coppin State	6pm

JANUARY		
1	Duquesne*	4pm
5	@ George Washington*	12pm
8	Davidson*	4pm
12	@ Saint Joseph's*	7pm
15	UMass*	4pm
19	@ George Mason*	7pm
23	@ La Salle*	2pm
26	Dayton*	6pm
30	@ Saint Louis*	2pm

FEBRUARY		
2	VCU*	6pm
5	@ St. Bonaventure*	1pm
13	La Salle*	2pm
16	@ Duquesne*	6pm
19	Rhode Island*	4pm
23	Fordham*	6pm
26	@ VCU*	1pm

MARCH		
2-6	A-10 Championship	TBD

HOME  
 \*Atlantic 10 Game  
 ^Cavalier Classic  
 #FAU Holiday Classic

### OPENING TIP

-Wednesday will be the fourth all-time meeting between the Spiders and Hawks with Richmond taking all three wins previously in the series. The two teams most recently met at UMEs on Dec. 5, 2019 where the Spiders won 64-52.

-Richmond is coming off a 74-65 win against Virginia this past Sunday to cap off the Cavalier Classic in Charlottesville. It was Richmond's first win against Virginia since 2007 and first win against a Power 5 opponent since 2014.

-UMES is coming off a 74-39 win against Millersville this past Sunday that capped a five-game homestand for the Hawks.

-Grace Townsend had a career day against Virginia, dishing out a career-high nine assists alongside a career-high 19 points. She ranks top-10 in the conference with 3.8 assists per game.

-Addie Budnik posted her second 20-point game of the season against Virginia, shooting 8-of-12 from the field with a pair of triples. She leads the Spiders in scoring with 15.5 points per game, which ranks seventh in the conference. Budnik is also averaging 4.3 blocks per game which leads the conference and ranks second in the nation, while Richmond is averaging 8.3 blocks a game as a team, which also ranks second in the nation.

### PROJECTED STARTERS (FROM SID)

1

**GRACE TOWNSEND**  
 G / SO. | 5-5 | MIDLOTHIAN, VA.

PTS	REB	AST	STL	MIN
9.5	4.0	3.8	1.3	30.9

32

**SHOBHAN RYAN**  
 G / SO. | 6-0 | BUFFALO, N.Y.

PTS	REB	AST	STL	MIN
7.7	2.8	1.2	0.5	24.6

24

**KATE KLIMKIEWICZ**  
 G / SR. | 6-0 | OAKTON, VA.

PTS	REB	AST	3FG	MIN
10.3	6.0	2.8	.383	31.1

20

**ADDIE BUDNIK**  
 F / SO. | 6-2 | HIGHLAND PARK, ILL.

PTS	REB	AST	BLK	MIN
15.5	6.8	3.0	4.3	34.6

11

**CAYLA WILLIAMS**  
 F / FR. | 6-2 | GAINESVILLE, VA.

PTS	REB	STL	BLK	MIN
2.0	3.3	0.8	0.5	18.9

# ROSTER BY POSITION

## GUARDS (11)

Aniyah Carpenter, Claire Holt, Molly Mraz, Angel Burgos, Madelyn Neff, Kate Klimkiewicz, Grace Townsend, Siobhan Ryan, Kylee Lewandowski, Sydney Boone, Katie Hill

## FORWARDS (5)

Maya Ettle, Celia Satter, Addie Budnik, Emma Squires, Elaina Chapman, Cayla Williams

# ROSTER BY CLASS

## SENIORS (6)

Aniyah Carpenter, Claire Holt, Molly Mraz, Madelyn Neff, Kate Klimkiewicz, Emma Squires

## JUNIORS (3)

Angel Burgos, Elaina Chapman, Celia Satter

## SOPHOMORES (5)

Grace Townsend, Maya Ettle, Siobhan Ryan, Addie Budnik, Kylee Lewandowski

## FRESHMEN (3)

Sydney Boone, Cayla Williams, Katie Hill

# ROSTER BY STATE

## ALABAMA

Claire Holt

## ILLINOIS

Celia Satter, Addie Budnik

## MARYLAND

Aniyah Carpenter

## MASSACHUSETTS

Emma Squires

## NEW JERSEY

Katie Hill

## NEW YORK

Siobhan Ryan

## PENNSYLVANIA

Molly Mraz, Kylee Lewandowski, Maya Ettle

## VIRGINIA

Grace Townsend, Elaina Chapman, Angel Burgos, Kate Klimkiewicz, Sydney Boone, Cayla Williams

## WISCONSIN

Madelyn Neff

# ROSTER BY HEIGHT

6-4.....Maya Ettle  
6-3.....Elaina Chapman  
6-2.....Addie Budnik  
6-2.....Emma Squires  
6-2.....Cayla Williams  
6-1.....Kylee Lewandowski  
6-1.....Madelyn Neff  
6-0.....Siobhan Ryan  
6-0.....Kate Klimkiewicz  
6-0.....Celia Satter  
6-0.....Katie Hill  
5-8.....Angel Burgos  
5-8.....Claire Holt  
5-8.....Molly Mraz  
5-8.....Aniyah Carpenter  
5-8.....Sydney Boone  
5-5.....Grace Townsend

# 2021-22 NUMERICAL ROSTER

#.....	Name .....	Pos .....	Ht.....	Yr.....	Hometown (HS)
0.....	Sydney Boone .....	G.....	5-8.....	Fr.....	Richmond, Va. (Highland Springs)
1.....	Grace Townsend.....	G.....	5-5.....	So.....	Midlothian, Va. (James River)
2.....	Aniyah Carpenter.....	G.....	5-8.....	Sr.....	Baltimore, Md. (Roland Park)
3.....	Celia Satter .....	G.....	6-0.....	Jr.....	Glencoe, Ill. (Loyola Academy)
10.....	Madelyn Neff .....	G.....	6-1.....	Sr.....	Hayward, Wis. (Hayward)
11.....	Cayla Williams .....	F.....	6-2.....	Fr.....	Gainesville, Va. (Episcopal)
12.....	Claire Holt.....	G.....	5-8.....	Sr.....	Hoover, Ala. (Spain Park)
15.....	Emma Squires .....	F.....	6-2.....	Sr.....	Kingston, Mass. (Tabor Academy)
20.....	Addie Budnik.....	F.....	6-2.....	So.....	Highland Park, Ill. (Highland Park)
21.....	Kylee Lewandowski.....	G.....	6-1.....	So.....	Pittsburgh, Pa. (North Catholic)
22.....	Molly Mraz.....	G.....	5-8.....	Sr.....	Erie, Pa. (Villa Maria Academy)
24.....	Kate Klimkiewicz .....	G.....	6-0.....	Sr.....	Oakton, Va. (Boston College)
25.....	Katie Hill .....	G.....	6-0.....	Fr.....	Colts Neck, N.J. (Saint John Vianney)
31.....	Elaina Chapman .....	F.....	6-3.....	Jr.....	Richmond, Va. (Trinity Episcopal)
32.....	Siobhan Ryan.....	G.....	6-0.....	So.....	Buffalo, N.Y. (Sacred Heart Academy)
33.....	Maya Ettle.....	F.....	6-4.....	So.....	Bethlehem, Pa. (Moravian Academy)
41.....	Angel Burgos.....	G.....	5-8.....	Jr.....	Richmond, Va. (Trinity Episcopal)

# 2021-22 ALPHABETICAL ROSTER

#.....	Name .....	Pos .....	Ht.....	Yr.....	Hometown (HS)
0.....	Sydney Boone .....	G.....	5-8.....	Fr.....	Richmond, Va. (Highland Springs)
20.....	Addie Budnik.....	F.....	6-2.....	So.....	Highland Park, Ill. (Highland Park)
41.....	Angel Burgos.....	G.....	5-8.....	Jr.....	Richmond, Va. (Trinity Episcopal)
2.....	Aniyah Carpenter.....	G.....	5-8.....	Sr.....	Baltimore, Md. (Roland Park)
31.....	Elaina Chapman .....	F.....	6-3.....	Jr.....	Richmond, Va. (Trinity Episcopal)
33.....	Maya Ettle.....	F.....	6-4.....	So.....	Bethlehem, Pa. (Moravian Academy)
25.....	Katie Hill .....	G.....	6-0.....	Fr.....	Colts Neck, N.J. (Saint John Vianney)
12.....	Claire Holt.....	G.....	5-8.....	Sr.....	Hoover, Ala. (Spain Park)
24.....	Kate Klimkiewicz .....	G.....	6-0.....	Sr.....	Oakton, Va. (Boston College)
21.....	Kylee Lewandowski.....	G.....	6-1.....	So.....	Pittsburgh, Pa. (North Catholic)
22.....	Molly Mraz.....	G.....	5-8.....	Sr.....	Erie, Pa. (Villa Maria Academy)
10.....	Madelyn Neff .....	G.....	6-1.....	Sr.....	Hayward, Wis. (Hayward)
32.....	Siobhan Ryan.....	G.....	6-0.....	So.....	Buffalo, N.Y. (Sacred Heart Academy)
3.....	Celia Satter .....	G.....	6-0.....	Jr.....	Glencoe, Ill. (Loyola Academy)
15.....	Emma Squires .....	F.....	6-2.....	Sr.....	Kingston, Mass. (Tabor Academy)
1.....	Grace Townsend.....	G.....	5-5.....	So.....	Midlothian, Va. (James River)
11.....	Cayla Williams .....	F.....	6-2.....	Fr.....	Gainesville, Va. (Episcopal)

# COACHING STAFF

## HEAD COACH

Aaron Roussell (Iowa, '01), 3rd season

## ASSISTANT COACHES

Jeanine Radice (Fordham, '89), 3rd season  
Darren Guensch (Radford, '05), 3rd season  
Brittany Pinkney (VCU, '08), 3rd season

## DIRECTOR OF BASKETBALL OPERATIONS

Janelle Silver-Martin (Morgan State, '16), 1st season

## DIRECTOR OF PROGRAM DEVELOPMENT

John Studer (Illinois, '81), 3rd season

# PRONUNCIATION GUIDE

#20..Budnik ..... (BUD-nick)  
#21..Lewandowski..... (Lew-an-DOW-ski)  
#24..Klimkiewicz..... (KLIM-kuh-wicz)  
#32..Siobhan ..... (Sha-VOHN)  
#33..Ettle ..... (ETT-luh)  
Roussell..... (Ruh-SELL)  
Radice ..... (Rah-DEES)  
Guensch ..... (GINSH)

**UNIVERSITY FACTS**

Location .....	University of Richmond, Va.
Founded .....	1830
Enrollment .....	3,147
Nickname .....	Spiders
Colors .....	Red and Blue
President .....	Kevin F. Hallock
Director of Athletics .....	John Hardt
SWA/Associate AD .....	LaRee Sugg
Conference .....	Atlantic 10
Affiliation .....	NCAA Division I
Home Court/Capacity .....	Robins Center/7,201
School Website .....	www.richmond.edu

**TEAM INFORMATION**

2020-21 Overall Record .....	13-9
2020-21 A-10 Record .....	9-6
2020-21 A-10 Finish .....	6th
2020-21 Home Record .....	6-2
2020-21 Away Record .....	6-5
2020-21 Neutral Record .....	1-2
Starters Returning/Lost .....	4/1
Letterwinners Returning/Lost .....	14/2
Newcomers .....	3

**RETURNING STAT LEADERS**

Points .....	Kate Klimkiewicz (14.3)
Rebounds .....	Elaina Chapman (7.1)
Assists .....	Grace Townsend (7.3)
3-Point FG .....	Kate Klimkiewicz (49)
3-Point FG% .....	Kate Klimkiewicz (.392)
Free Throw % .....	Addie Budnik (.889)
Field Goal % .....	Addie Budnik (.485)
Blocks .....	Addie Budnik (65)
Steals .....	Kate Klimkiewicz (43)
Minutes .....	Kate Klimkiewicz (34.2)

**ATHLETICS PUBLIC RELATIONS**

Public Relations Contact .....	Codie Kunstmann
Office Phone .....	(804)287-6312
Cell Phone .....	(931)551-5532
E-Mail Address .....	ckunstma@richmond.edu
Richmond Athletics Website .....	richmondspiders.com
Twitter/Instagram .....	@SpiderWBBall
Facebook .....	/RichmondWBB
YouTube .....	/RichmondSpiders
Conference Website .....	www.atlantic10.com



**SPIDER  
BASKETBALL**

**SCOUTING UMES**

The Hawks enter Wednesday's contest with an identical record to Richmond at 3-3. UMES will be playing its first road game since its season opener on Nov. 9 after a five-game home stand that included wins against Claflin, Bryn Athyn, and Millersville. The Hawks opened their season against A-10 member Saint Joseph's, dropping the contest 84-49. After opting out of the 2020-21 season due to the COVID-19 pandemic, UMES was picked to finish fifth in the MEAC's preseason poll. Grad student Bairesha Gill-Miles and senior Brooklyn Bailey were both voted to the Preseason Third-Team All-MEAC squad, and they both lead the Hawks in scoring with 10.0 and 7.3 points per game, respectively.

**SERIES HISTORY**

The Spiders and Hawks have met just three times ever dating back to the first meeting in 1994. Richmond leads the all-time series 3-0. Most recently, Richmond took a 64-52 win against UMES on the road on Dec. 5, 2019. Before that, the two teams faced each other in Richmond on Nov. 14, 2018 when the Spiders won 57-55.

**BLOCK PARTY**

Richmond set a program record for blocks in a single game with 13 Sunday against UMBC. Going into Friday's game against Long Beach State, the Spiders currently lead the nation in blocks per game with 10.2 and rank second in the NCAA in total blocks (41), behind No. 1 South Carolina (42). Sophomore Addie Budnik leads the NCAA in blocks (23) and blocks per game (5.8) after posting a career-high seven blocks in each of her last two games.

**SHARING IS CARING**

Out of 28 Richmond buckets against UMBC on Sunday, 24 of them were assisted. Eight different Spiders dished out at least one assist in the game, led by Grace Townsend who tied her career-high of seven. Addie Budnik and Kate Klimkiewicz each had four.

**JACK OF ALL TRADES**

Addie Budnik is off to a hot start in her sophomore campaign as she currently leads the Spiders in 14 difference statistical categories heading into Friday's game against Long Beach State. In addition to leading the nation and team in blocks (23) and blocks per game (5.8), Budnik leads Richmond in scoring with 59 points and 14.8 points per game after tying her career-high 23 points against UMBC Sunday. She also leads the team on the glass with 7.3 boards per game/29 total, and is tied with Grace Townsend for the team lead in assists with 13 total and 3.3 per game.

**SENIOR TRIO SECURES POSTGRAD PLANS**

A trio of Spider seniors have secured plans after basketball as Kate Klimkiewicz and Madelyn Neff each accepted full-time jobs while Molly Mraz has been accepted into PA school. Klimkiewicz completed an internship in the assurance department at PricewaterhouseCoopers over the summer and was then offered a full-time job with the company. She will begin her accounting career with the PwC upon graduating and completing the CPA exam. Neff accepted a position with DS+B, an accounting firm in Minneapolis, Minn., where she will be working as an accountant in the Business Services department. Mraz was accepted into the PA program at Rutgers and is currently in the process of accepting the school's offer.

**NEW KIDS ON THE BLOCK**

The Spiders have three new faces this season, including guards Sydney Boone and Katie Hill along with forward Cayla Williams. Boone, a Richmond native, attended Highland Springs High School and is the second Spider on the current roster to be named All-Metro Player of the Year joining Elaina Chapman. All three freshman were recognized as McDonald's All-American nominees.

**KLIMKIEWICZ NAMED PRESEASON SECOND-TEAM ALL-CONFERENCE**

Senior Kate Klimkiewicz was named to the Atlantic 10 Preseason All-Conference Second-Team by the league's coaches. She earned a spot on last year's All-Conference Second Team after leading the Spiders in scoring and rebounding. She averaged 14.3 points per game, which ranked in the top-10 in the

**ATLANTIC 10 STANDINGS (BEFORE 11/30 GAMES)**

Team.....	A-10 .....	Overall
Rhode Island .....	0-0.....	7-1
UMass .....	0-0.....	7-1
St. Bonaventure .....	0-0.....	5-1
Davidson .....	0-0.....	5-2
Dayton.....	0-0.....	4-2
George Mason .....	0-0.....	5-3
VCU.....	0-0.....	3-2
Fordham.....	0-0.....	4-3
George Washington .....	0-0.....	4-3
La Salle .....	0-0.....	3-3
<b>Richmond.....</b>	<b>0-0.....</b>	<b>3-3</b>
Duquesne.....	0-0.....	3-4
Saint Louis .....	0-0.....	1-5
Saint Joseph's.....	0-0.....	1-6

**2021-22 A-10 PRESEASON AWARDS**
**PRESEASON ALL-CONFERENCE FIRST TEAM**

Jenna Giacone, Dayton  
 Anna DeWolfe, Fordham  
 Sam Breen, Massachusetts  
 Emmanuelle Tahane, Rhode Island  
 Ciaja Harbison, Saint Louis  
 Taya Robinson, VCU

**PRESEASON ALL-CONFERENCE SECOND TEAM**

Erin Whalen, Dayton  
 Kendell Heremaia, Fordham  
 Kayla Spruill, La Salle  
 Destiney Philoxy, Massachusetts  
 Marie-Paule Foppossi, Rhode Island  
 Kate Klimkiewicz, Richmond

**PRESEASON ALL-CONFERENCE THIRD TEAM**

Suzi-Rose Deegan, Davidson  
 Tenin Magassa, Dayton  
 Claire Jacobs, La Salle  
 Dez Elmore, Rhode Island  
 Asianae Johnson, St. Bonaventure  
 Brooke Flowers, Saint Louis

**PRESEASON ALL-DEFENSIVE TEAM**

Araion Bradshaw, Dayton  
 Destiney Philoxy, Massachusetts  
 Brooke Flowers, Saint Louis  
 Ciaja Harbison, Saint Louis  
 Taya Robinson, VCU

**2021-22 A-10 PRESEASON POLL**

1. Dayton (11) - 193
2. Rhode Island (2) - 174
3. Fordham - 163
4. Saint Louis - 144
- VCU (1) - 144
6. Massachusetts - 140
- 7. Richmond - 104**
8. La Salle - 100
9. Duquesne - 83
10. Saint Joseph's - 68
11. Davidson - 66
12. George Washington - 41
13. St. Bonaventure - 32
14. George Mason - 18

conference, and hauled in 151 total rebounds. Klimkiewicz started all 22 games and scored in double-figures in 19 of those appearances. She posted a career-high 25 points against Gardner-Webb, going 9-for-16 from the field in the game. Klimkiewicz also led the Spiders in steals with 43, including eight against Saint Louis in the A-10 Championship quarterfinal, which was third-most in a single-game in school history.

**RICHMOND PICKED SEVENTH IN A-10 PRESEASON POLL**

The Spiders were picked to finish seventh in the Atlantic 10 preseason coaches'poll, the squad's highest preseason ranking since 2016. Richmond received 104 points to rank ahead of La Salle (100), Duquesne (83), and Saint Joseph's (68) in the top 10. Dayton was picked as the favorite with 193 points and 11 first place votes. Rhode Island (174), Fordham (163), Saint Louis/VCU (144), and UMass (140) all ranked ahead of Richmond. Head coach Aaron Rousell is entering his third year at the helm of the program, and during his tenure, the Spiders have ranked higher in each preseason poll than the previous season. The Spiders return 14 out of 16 players from last season's team, including reigning A-10 Rookie of the Year Addie Budnik. Richmond finished last year with a 13-9 record that included its second-straight trip to the A-10 Championship Quarterfinals.



**SERIES HISTORY VS UMES**

All-Time Record: 3-0

Trend: W3

First Meeting: 1994

Last Meeting: Dec. 5, 2019

Outcome: Win, 64-52

**TALE OF THE TAPE****Overall Stats ..... UMES ..... UR**

Points Per Game..... 66.7 ..... 64.2  
 Opp. PPG..... 56.3 ..... 60.3  
 Scoring Margin..... +10.4 ..... +3.8

FG Percentage ..... .421 ..... .430  
 Opp. FG Percentage ..... .338 ..... .355  
 3-Point Percentage ..... .239 ..... .329  
 Opp. 3-Point Percentage ..... .287 ..... .233

Free Throw Percentage..... .678 ..... .656  
 Opp. FT Percentage..... .670 ..... .667

Rebounds Per Game ..... 39.2 ..... 37.2  
 Opp. Reb Per Game ..... 37.3 ..... 41.0  
 Rebound Margin ..... +1.9 ..... -3.8

Assists Per Game..... 14.3 ..... 15.3  
 Opp. Assists Per Game..... 12.2 ..... 14.0

Turnovers Per Game ..... 16.7 ..... 17.3  
 Opp. Turnovers Per Game ..... 19.8 ..... 14.0  
 Turnover Margin ..... +3.1 ..... -3.3  
 Asst/TO Ratio..... 0.9 ..... 0.9

Steals Per Game ..... 10.2 ..... 6.5  
 Opp. Steals Per Game ..... 8.0 ..... 8.7

Blocks Per Game ..... 3.5 ..... 8.3  
 Opp. Blocks Per Game ..... 2.7 ..... 2.5



**SPIDER  
BASKETBALL**

**1,000 POINT SCORERS (25 Members)**

1) Karen Elsner ..... 2,367  
 1981-82 ..... 624  
 1982-83 ..... 572  
 1983-84 ..... 646  
 1984-85 ..... 525

2) Brittani Shells ..... 2,042  
 2007-08 ..... 433  
 2008-09 ..... 484  
 2009-10 ..... 550  
 2010-11 ..... 575

3) Kate Flavin ..... 1,770  
 2001-02 ..... 242  
 2002-03 ..... 463  
 2003-04 ..... 594  
 2004-05 ..... 471

4) Pam Bryant ..... 1,766  
 1986-87 ..... 288  
 1987-88 ..... 379  
 1988-89 ..... 579  
 1989-90 ..... 520

5) Janelle Hubbard ..... 1,717  
 2013-14 ..... 343  
 2014-15 ..... 460  
 2015-16 ..... 492  
 2016-17 ..... 422

6) Laurie Governor ..... 1,655  
 1984-85 ..... 341  
 1985-86 ..... 444  
 1986-87 ..... 461  
 1987-88 ..... 409

7) Julie Jones ..... 1,521  
 1988-89 ..... 378  
 1989-90 ..... 354  
 1990-91 ..... 385  
 1991-92 ..... 404

8) Abby Oliver ..... 1,488  
 2008-09 ..... 207  
 2009-10 ..... 336  
 2010-11 ..... 419  
 2011-12 ..... 526

9) Micaela Parson ..... 1,401  
 2014-15 ..... 83  
 2015-16 ..... 400  
 2016-17 ..... 336  
 2017-18 ..... 582

10) Amber Goppert ..... 1,398  
 2000-01 ..... 197  
 2001-02 ..... 475  
 2002-03 ..... 373  
 2003-04 ..... 353

11) Genevieve Okoro ..... 1,337  
 2010-11 ..... 192  
 2011-12 ..... 349  
 2012-13 ..... 62  
 2013-14 ..... 349  
 2014-15 ..... 385

12) Christina Campion ..... 1,261  
 2003-04 ..... 311  
 2004-05 ..... 305  
 2005-06 ..... 68  
 2006-07 ..... 313  
 2007-08 ..... 264

13) Ebony Tanner ..... 1,215  
 1999-00 ..... 106  
 2000-01 ..... 227  
 2001-02 ..... 364  
 2002-03 ..... 518

14) Michele Koclanes ..... 1,205  
 1998-99 ..... 202  
 1999-00 ..... 304  
 2000-01 ..... 340  
 2001-02 ..... 369

15) Ginny Norton ..... 1,194  
 1987-88 ..... 158  
 1988-89 ..... 295  
 1989-90 ..... 270  
 1990-91 ..... 471

16) Jennifer Meade ..... 1,177  
 1994-95 ..... 52  
 1995-96 ..... 232  
 1996-97 ..... 389  
 1997-98 ..... 504

17) Jaide Hinds-Clarke ..... 1,130  
 2016-17 ..... 219  
 2017-18 ..... 226  
 2018-19 ..... 307  
 2019-20 ..... 378

18) Johanna McKnight ..... 1,106  
 2004-05 ..... 63  
 2006-07 ..... 256  
 2007-08 ..... 415  
 2008-09 ..... 372

19) Saona Chapman ..... 1,100  
 2003-04 ..... 481  
 2004-05 ..... 361  
 2005-06 ..... 258

20) Rachael Bilney ..... 1,073  
 2008-09 ..... 156  
 2009-10 ..... 189  
 2010-11 ..... 368  
 2011-12 ..... 360

21) Dana Pappas ..... 1,071  
 1984-85 ..... 205  
 1985-86 ..... 287  
 1986-87 ..... 237  
 1987-88 ..... 342

22) Jackie Isreal ..... 1,067  
 1981-82 ..... 326  
 1982-83 ..... 232  
 1983-84 ..... 259  
 1984-85 ..... 250

23) Denise Winn ..... 1,048  
 1992-93 ..... 136  
 1993-94 ..... 360  
 1994-95 ..... 294  
 1995-96 ..... 258

24) Lauren Tolson ..... 1,012  
 2012-13 ..... 75  
 2013-14 ..... 174  
 2014-15 ..... 433  
 2015-16 ..... 107  
 2016-17 ..... 223

25) Kristina King ..... 1,006  
 2010-11 ..... 75  
 2011-12 ..... 136  
 2012-13 ..... 419  
 2013-14 ..... 376

## INDIVIDUAL SUPERLATIVES

### Double-Digit Scoring Games

Player	18-19	19-20	20-21	21-22	Career
Kate Klimkiewicz	16	20	3		39
Claire Holt	7	19	7		33
Addie Budnik			14	5	19
Aniyah Carpenter	7	4	1		12
Emma Squires	2	5	3	1	11
Elaina Chapman	3	5			8
Grace Townsend		6	2		8
Siobhan Ryan		3	2		5
Madelyn Neff	1	1			2
Angel Burgos		1			1
Maya Ettle		1			1
Sydney Boone			1		1

### 20-Point Games

Player	18-19	19-20	20-21	21-22	Career
Claire Holt		4			4
Kate Klimkiewicz	1	3			4
Addie Budnik		2	2		4
Aniyah Carpenter	1				1
Emma Squires	1				1
Siobhan Ryan			1		1

### Double-Doubles

Player	18-19	19-20	20-21	21-22	Career
Elaina Chapman	2	2			4
Kate Klimkiewicz		3			3
Siobhan Ryan		1			1
Madelyn Neff	1				1
Emma Squires	1				1
Addie Budnik			1		1

### 5-Assist Games

Player	18-19	19-20	20-21	21-22	Career
Grace Townsend		5	2		7
Claire Holt	1				1
Emma Squires	1				1
Aniyah Carpenter	1				1
Kate Klimkiewicz	1		1		2
Madelyn Neff	1				1

### 5-Steal Games

Player	18-19	19-20	20-21	21-22	Career
Elaina Chapman		1			1
Kate Klimkiewicz		2			2

### 10-Rebound Games

Player	18-19	19-20	20-21	21-22	Career
Elaina Chapman	2	7			9
Kate Klimkiewicz		1	1		2
Siobhan Ryan		1			1
Madelyn Neff	1				1
Emma Squires	1				1
Addie Budnik			1		1
Kylee Lewandowski			1		1

### Double-Digit Scoring Streaks

Player	Current	Longest
Claire Holt		10
Kate Klimkiewicz	1	9
Addie Budnik	5	5
Aniyah Carpenter		4
Grace Townsend	1	2
Elaina Chapman		2
Siobhan Ryan		2
Maya Ettle		1
Angel Burgos		1
Emma Squires		1
Madelyn Neff		1
Sydney Boone		1

### Games Started Streak

Player	Current	Longest
Claire Holt		28
Kate Klimkiewicz	32	32
Elaina Chapman		21
Molly Mraz		17
Addie Budnik	25	25
Emma Squires		11
Madelyn Neff		10
Aniyah Carpenter		8
Siobhan Ryan	6	6
Grace Townsend	6	6
Cayla Williams	3	3

## THE LAST TIME THE SPIDERS...

Won at home	11/21/21 vs. UMBC (W, 76-64)
Won on the road	11/28/21 @ Virginia (W, 74-65)
Won on a neutral court	3/11/21 vs. George Washington (A-10 2nd Round) (W, 58-54)
Scored 100 or more points	11/22/17 vs. Savannah State (W, 100-63)
Gave up 100 or more points	1/09/99 vs. JMU (W, 114-104)
Scored less than 50 points	11/26/21 vs. Long Beach State (L, 52-44)
Allowed less than 50 points	11/13/21 @ Hampton (W, 96-47)
Went into overtime	3/12/21 vs. Saint Louis (A-10 QF) (L, 59-58, OT)
Won in overtime	3/11/21 vs. George Washington (A-10 2nd Round) (W, 58-54, OT)
Went into double-overtime	2/11/14 vs. Fordham (W, 78-77, 2OT)
Won by 20 or more	1/06/18 vs. La Salle (W, 77-51)
Won by 30 or more	1/26/21 vs. George Mason (W, 86-48)
Won by 40 or more	11/13/21 @ Hampton (W, 96-47)
Lost by 50 or more	1/23/10 @ Dayton (L, 83-31)
Won five games in-a-row	11/13/15-11/27/15 (Five-Straight)
Won 10 games in-a-row	12/29/89-02/10/90 (15-Straight)
Lost five games in-a-row	1/5/19-1/23/19 (Five-Straight)
Had five players score in double-figures	11/22/17 vs. Savannah State (W, 100-63) (6)
Erased a double-digit deficit to win	11/29/19 @ Coastal Carolina (10) (79-67)
Recorded a double-double	11/9/21 vs. Charlotte (Addie Budnik, 16 pts, 10 reb)
Had a player score 20 or more	11/28/21 at Virginia (Budnik, 20 pts)
Had a player score 25 or more	12/4/20 vs. Gardner-Webb (Kate Klimkiewicz, 25)
Had a player score 30 or more	2/27/18 vs. Davidson (Micaela Parson, 30)
Had two players score 20 or more	11/21/21 vs. UMBC (Budnik, 23 pts; Ryan, 22 pts)
Had a player record 15 rebounds or more	2/24/19 vs. La Salle (Jaide Hinds-Clarke, 15 rebs.)
Had a player record 5 blocks or more	11/21/21 vs. Elon (Addie Budnik, 7)
Had a player record 5 steals or more	3/12/21 vs. Saint Louis (A-10 QF) (Kate Klimkiewicz, 8)
Had a player with 10 assists or more	01/28/18 @ VCU (Kylie Murphree, 11)
Had a player make 5 or more 3's	11/21/21 vs. UMBC (W, 76-64) (Siobhan Ryan, 6)
Had a player record 20 pts, 15 rebs.	2/14/15 vs. La Salle (Genevieve Okoro, 27 pts, 15 reb)
Had a player record 20 pts, 20 rebs.	12/20/02 @ William & Mary (Kate Flavin, 24 pts, 22 reb)

## RICHMOND PROGRAM HISTORY

First Season	1919-20
All-Time Record	968-721-7
Most Wins in a Season	26 (1990-91)
NCAA Appearances (Last)	3 (2005)
WNIT Appearances (Last)	9 (2015)
Winningest Coach	Michael Shafer (223 Wins)

## RICHMOND TEAM RECORDS

Most Points Scored	11/30/96 vs. Delaware State (123)
FG Made	11/30/86 vs. Queens (46)
3FG Made	12/28/98 vs. UMass (17)
Free Throws Made	11/20/84 vs. Georgetown (39)
Offensive Rebounds	2/2/95 vs. George Mason (31)
Defensive Rebounds	11/13/21 @ Hampton (41)
Total Rebounds	11/26/88 vs. Georgia Tech (67)
Assists	11/30/96 vs. Delaware State (33)
Turnovers	1/3/97 vs. ODU (36)
Blocked Shots	11/21/21 vs. UMBC (13)
Steals	12/29/92 vs. Stony Brook (23)

***RICHMOND'S RECORD WHEN...***

	Non-Conference	A-10	Postseason	Overall
Playing at home	1-2	0-0	0-0	1-2
On the road	2-0	0-0	0-0	2-0
Neutral court	0-1	0-0	0-0	0-1
After a loss	3-0	0-0	0-0	3-0
Playing a ranked opponent	0-0	0-0	0-0	0-0
Playing during the day	2-2	0-0	0-0	2-2
Playing at night	1-1	0-0	0-0	1-1
Leading after first quarter	3-0	0-0	0-0	3-0
Trailing after first quarter	0-3	0-0	0-0	0-3
Tied after first quarter	0-0	0-0	0-0	0-0
Leading at halftime	3-1	0-0	0-0	3-1
Trailing at halftime	0-2	0-0	0-0	0-2
Tied at halftime	0-0	0-0	0-0	0-0
Leading after third quarter	3-0	0-0	0-0	3-0
Trailing after third quarter	0-3	0-0	0-0	0-3
Tied after third quarter	0-0	0-0	0-0	0-0
Leading with five mins to play in regulation	3-0	0-0	0-0	3-0
Trailing with five mins to play in regulation	0-3	0-0	0-0	0-3
Tied with five mins to play in regulation	0-0	0-0	0-0	0-0
Scoring first	0-0	0-0	0-0	0-0
Opponent scores first	3-3	0-0	0-0	3-3
Outrebounds opponent	1-1	0-0	0-0	1-1
Outrebounded by opponent	2-2	0-0	0-0	2-2
Higher FG% than opponent	3-0	0-0	0-0	3-0
Lower FG% than opponent	0-3	0-0	0-0	0-3
Makes more 3's than opponent	3-2	0-0	0-0	3-2
Makes fewer 3's than opponent	0-1	0-0	0-0	0-1
Makes more free throws than opponent	0-0	0-0	0-0	0-0
Opponent makes more free throws	2-3	0-0	0-0	2-3
Makes equal free throws as opponent	1-0	0-0	0-0	1-0
Commits more turnovers than opponent	0-3	0-0	0-0	0-3
Commits fewer turnovers than opponent	3-0	0-0	0-0	3-0
Playing in November	3-3	-	-	3-3
Playing in December	-	-	-	-
Playing in January	-	-	-	-
Playing in February	-	-	-	-
Playing in March	-	-	-	-



## HEAD COACH AARON ROUSSELL

### THIRD SEASON AT RICHMOND (IOWA '01)

Aaron Russell was named Richmond women's basketball head coach on April 2, 2019. Russell (pronounced ruh-SELL) has 17 years of head coaching experience and a career winning percentage of .700 with an overall record of 340-148.

During year two, Russell finished the season with a 13-9 record, advancing to the A-10 Quarterfinals for the second-straight season. Russell led the Spiders to another postseason win against 11th-seeded George Washington, winning 58-54 in overtime. In two seasons at Richmond, Russell has dramatically improved the offensive numbers for the Spiders having moved up 160 spots nationally in offensive rating, 171 spots in field goal percentage and 203 spots in assists per game. He helped coach Addie Budnik to becoming the school's first-ever Atlantic 10 Freshman of the Year and was a finalist for Freshman of the Year by World Exposure Report. Also Russell helped Kate Klimkiewicz lead the A-10 in three-pointers made (49) and was named A-10 All-Conference Second Team and earned CoSIDA Academic All-District 3 honors. Russell also started 5-0 in A-10 play on the road for the first time in school history and continues to win at the Robins Center going 6-2 at home in 2020-21. In two seasons with Russell, Richmond is 13-7 (.650) in home games at the Robins Center.

In his first season as a Spider, Russell led the team to 15 wins, which was a six-win improvement from its previous season and it was the fourth most wins by a first-year coach in school history. Richmond had the highest rated schedule in the A-10 and finished with 11 games against teams in the top-100 RPI. Russell also helped senior forward Jaide Hinds-Clarke earn A-10 All-Conference honors after leading the team in scoring at 11.8 points per game and hit 23 three-pointers after not hitting any during her previous three seasons.

The Spiders were much improved in year one under Russell going from 275 in the RPI to 125 last season (+150 increase). That mark was eighth-best nationally and best among first-year coaches. Richmond also had the most improved offense in the Atlantic 10 scoring 6.4 more points per game. The Spiders had three players in the top 11 in three-point shooting, the only A-10 school to do so. Richmond was second in the A-10 in 3-point improvement this past season.

Russell led Richmond to eight road victories in his first season after only one road win in 2018-19. The Spiders also won a road game in the Atlantic 10 Championship first round at George Washington to secure a postseason win for the first time since the 2017-18 season. Russell guided sophomore guard Claire Holt to a breakout season after she averaged 10.9 points per game and hit 46 three-pointers last year. Holt averaged 5.2 points per game and hit 21 three-pointers in her freshman season.

Russell had seven highly successful seasons at Bucknell, including a 102-30 (.773) mark over the final four years. He led Bucknell to six-straight winning seasons and four-straight years of 22 wins or more. The Bison's 102 wins from 2015-19 are the most in a four-year span in the history of the Patriot League and they also posted a 64-8 (.889) league record in that period.

During that time, Bucknell advanced to the postseason four-straight years with a pair of NCAA Tournament and WNIT appearances. Russell guided Bucknell to a program-record 12-game winning streak in 2016-17, 2017-18, 2018-19 and a program-record 29-game home winning streak.

Russell, a two-time Patriot League Coach of the Year, guided Bucknell to its top season in program history in 2018-19 as the Bison amassed a school-record 28 victories and a 28-6 overall record. The Bison won the Patriot League regular season and tournament titles in 2018-19, advancing to the NCAA Tournament.

The Bison won the Patriot League title and the top seed in the tournament in 2018-19 after sweeping second-seeded American and third-seeded Lehigh. Bucknell had its best offensive season in program history, setting program single-season records in points scored (2,462), field goals (875), 3-pointers (283) and assists (529).

Bucknell's four-straight postseason appearances is the best run in program history. Russell led the Bison to a 22-10 record in 2017-18, including a 15-3 mark in league play, finishing second in the standings. Bucknell accepted an invitation to the WNIT and played at West Virginia to cap the season.

#### ROUSSELL YEAR-BY-YEAR RECORD

Year	Record	A-10	Finish	Postseason
21-22	3-3	-	-	-
20-21	13-9	9-6	6th	1-1
19-20	15-17	7-9	9th	1-1

**Richmond Total:** 31-29

**Atlantic 10 Total:** 16-15

**Career Coaching Record:** 343-151

#### PROFILE

Hometown - Plymouth, Minn.

Education - B.A. Iowa '01

M.A. Minnesota State '04

#### CAREER HIGHLIGHTS

- Coached Addie Budnik to A-10 Rookie of the Year honors in 2020-21
- Two-time Patriot League Coach of the Year
- Bucknell record for wins in a season (28-6 in 2018-19)
- First WNIT victory in Patriot League history (2016)
- Four straight national postseason appearances at Bucknell (NCAA - 2017, 2019, WNIT - 2016, 2018)
- Bucknell-record 29-game home winning streak
- Four straight 20-win seasons (2016-19)
- Guided Bucknell's Claire DeBoer to 2017 Patriot League Player of the Year and Tournament MVP honors

#### HEAD COACHING EXPERIENCE

Richmond - 2019-present

Bucknell - 2012-19

University of Chicago - 2004-12

Russell turned around the Bucknell program almost immediately upon his arrival in Lewisburg, Pa., for the 2012-13 season. The year prior to his arrival, the Bison only won five games and he improved that mark 10 wins in year one with a 15-15 record – his lone season at Bucknell not over a .500 winning percentage. He finished as a finalist for the WBCA Spalding Maggie Dixon Division I Rookie Coach of the Year Award in 2013. He continued to build the program and in year two at the helm, helped the Bison post a winning record at 16-14, Bucknell's first winning season since 2008-09. The Bison earned a bid into the Women's Basketball Invitational postseason tournament for the first time in program history. The rise kept coming in 2014-15 as the Bison finished with an 18-12 record, the most wins for the Bison since 2007.

Much of Russell's success at Bucknell was a result of his ability to quickly develop talent and meld it with the team's veteran players. Under this guidance, Bucknell earned three Patriot League Rookie of the Year award winners from 2014-16 and one of those student-athletes – Claire DeBoer – went on to earn Patriot League Player of the Year accolades in 2016-17.

Prior to his time at Bucknell, Russell spent eight years (2004-2012) as the highly successful head coach at the University of Chicago where he compiled a 161-50 (.763) record, including a 52-5 mark with a 43-game regular season winning streak over his last two seasons leading the Maroons.

Russell is a 2001 graduate of the University of Iowa, where he double-majored in journalism/mass communications and political science. In 2002 he began a two-year stint as a graduate assistant women's basketball coach at Minnesota State. In addition to his coaching duties, he completed a master's degree in sports administration.

Russell and his wife, Molly, have an 11-year-old son, Riley, a seven-year-old daughter, Kelsey, and a four-year-old daughter, Kendall.




## ***ASSISTANT COACHES***



***JEANINE RADICE***  
***ASSISTANT COACH***  
***THIRD SEASON (FORDHAM '89)***



***DARREN GUENSCH***  
***ASSISTANT COACH***  
***THIRD SEASON (RADFORD '05)***



***BRITTANY PINKNEY***  
***ASSISTANT COACH***  
***THIRD SEASON (VCU '08)***

## ***SUPPORT STAFF***



***JANELLE SILVER-MARTIN***  
***DIRECTOR OF OPERATIONS***  
***FIRST SEASON (MORGAN STATE '16)***



***JOHN STUDER***  
***DIR. OF PROGRAM DEVELOPMENT***  
***THIRD SEASON (ILLINOIS '81)***



# SYDNEY BOONE

**FRESHMAN**  
**5-8 / GUARD**  
**RICHMOND, VA.**  
**HIGHLAND SPRINGS**



## TOP PERFORMANCES

### POINTS

Season ..... 12 (at Hampton, 11/13/21)  
 A-10 .....  
 Career ..... 12 (at Hampton, 11/13/21)

### REBOUNDS

Season ..... 3 (2x, last vs. Long Beach St., 11/26/21)  
 A-10 .....  
 Career ..... 3 (2x, last vs. Long Beach St., 11/26/21)

### ASSISTS

Season ..... 4 (at Hampton, 11/13/21)  
 A-10 .....  
 Career ..... 4 (at Hampton, 11/13/21)

### BLOCKS

Season .....  
 A-10 .....  
 Career .....

### STEALS

Season .....  
 A-10 .....  
 Career .....

### FIELD GOALS MADE

Season ..... 4 (at Hampton, 11/13/21)  
 A-10 .....  
 Career ..... 4 (at Hampton, 11/13/21)

### FIELD GOALS ATTEMPTED

Season ..... 8 (at Hampton, 11/13/21)  
 A-10 .....  
 Career ..... 8 (at Hampton, 11/13/21)

### FREE-THROWS MADE

Season ..... 1 (2x, last at Hampton, 11/13/21)  
 A-10 .....  
 Career ..... 1 (2x, last at Hampton, 11/13/21)

### FREE-THROWS ATTEMPTED

Season ..... 2 (2x, last at Hampton, 11/13/21)  
 A-10 .....  
 Career ..... 2 (2x, last at Hampton, 11/13/21)

### 3-POINT FIELD GOALS MADE

Season ..... 3 (at Hampton, 11/13/21)  
 A-10 .....  
 Career ..... 3 (at Hampton, 11/13/21)

### 3-POINT FIELD GOALS ATTEMPTED

Season ..... 5 (at Hampton, 11/13/21)  
 A-10 .....  
 Career ..... 5 (at Hampton, 11/13/21)

### MINUTES

Season ..... 15 (at Hampton, 11/13/21)  
 A-10 .....  
 Career ..... 15 (at Hampton, 11/13/21)

## GAME-BY-GAME STATISTICS

Opponent	Date	GS	MIN	Total		3-Pointers		Free throws		Rebounds				PF A TO BLK STL PTS AVG						
				FG-FGA	PCT	3FG-3FGA	PCT	FT-FTA	PCT	OFF	DEF	TOT	AVG	PF	A	TO	BLK	STL	PTS	AVG
Charlotte	11/09/2021		05:47	0-2	.000	0-2	.000	1-2	.500	0	0	0	0.0	0	0	1	0	0	1	1.0
at Hampton	11/13/2021		15:00	4-8	.500	3-5	.600	1-2	.500	0	3	3	1.5	3	4	3	0	0	12	6.5
Elon	11/18/2021		07:06	1-5	.200	0-0	.000	0-0	.000	0	1	1	1.3	1	0	0	0	0	2	5.0
UMBC	11/21/2021		05:06	2-4	.500	0-1	.000	0-1	.000	0	1	1	1.3	1	1	1	0	0	4	4.8
vs Long Beach St.	11/26/2021		09:44	2-4	.500	2-3	.667	0-0	.000	0	3	3	1.6	0	2	2	0	0	6	5.0
at Virginia	11/28/2021		03:12	0-2	.000	0-0	.000	0-0	.000	1	0	1	1.5	1	0	0	0	0	0	4.2
Totals			0 45:55	9-25	.360	5-11	.455	2-5	.400	1	8	9	1.5	6	7	7	0	0	25	4.2

### Player Averages

Games Played	Minutes/ game	Points/ game	FG Pct	3FG Pct	FT Pct	Rebounds/ game	Assists/ game	Turnovers/ game	Assist/Turnover ratio	Steals/ game	Blocks/ game
6	7.7	4.2	36.0	45.5	40.0	1.5	1.2	1.2	1.0	0.0	0.0

## HIGH SCHOOL

- McDonalds All-American Nominee
- Is the second Spider on the roster to earn All-Metro Player of the Year honors joining Elaina Chapman.
- Has played four seasons at local Highland Springs High School in Richmond
- Averaged 18.4 points per game during her junior season and led her team to a 24-2 record reaching the state title game before being canceled due to the coronavirus
- Also is a two-time first team 5B All-Region and All-Region Player of the Year selection
- Has scored over 1,000 points for her career in three seasons
- Her team is a three-time 5B Region Champion winning 20-plus games in three-straight seasons

## CAREER SUMMARY

				Field Goals		3-Point		F-Throws		Rebounds								Scoring		
SEASON	TEAM	GP-GS	MIN/AVG	FG-FGA	FG%	3FG-3FGA	3FG%	FT-FTA	FT%	OFF	DEF	TOT	AVG	PF-FO	A	TO	BLK	STL	PTS	AVG
2021-22	UR	6-0	46/7.7	9-25	.360	5-11	.455	2-5	.400	1	8	9	1.5	6-0	7	7	0	0	25	4.2
TOTAL		6-0	46/7.7	9-25	.360	5-11	.455	2-5	.400	1	8	9	1.5	6-0	7	7	0	0	25	4.2



# GRACE TOWNSEND

**SOPHOMORE**  
**5-5 / GUARD**  
**MIDLOTHIAN, VA.**  
**JAMES RIVER**

# 1

## TOP PERFORMANCES

### POINTS

Season ..... 19 (at Virginia, 11/28/21)  
 A-10 .....  
 Career ..... 19 (at Virginia, 11/28/21)

### REBOUNDS

Season ..... 6 (vs. Elon, 11/18/21)  
 A-10 .....  
 Career ..... 8 (2x, last vs. GW, 1/13/21)

### ASSISTS

Season ..... 9 (at Virginia, 11/28/21)  
 A-10 .....  
 Career ..... 9 (at Virginia, 11/28/21)

### BLOCKS

Season ..... 1 (vs. Charlotte, 11/9/21)  
 A-10 .....  
 Career ..... 1 (2x, last vs. Charlotte, 11/9/21)

### STEALS

Season ..... 4 (vs. Charlotte, 11/9/21)  
 A-10 .....  
 Career ..... 4 (2x, last vs. Charlotte, 11/9/21)

### FIELD GOALS MADE

Season ..... 7 (at Virginia, 11/28/21)  
 A-10 .....  
 Career ..... 7 (at Virginia, 11/28/21)

### FIELD GOALS ATTEMPTED

Season ..... 13 (at Virginia, 11/28/21)  
 A-10 .....  
 Career ..... 13 (at Virginia, 11/28/21)

### FREE-THROWS MADE

Season ..... 4 (2x, last at Virginia, 11/28/21)  
 A-10 .....  
 Career ..... 6 (2x, last vs. SLU, 3/12/21)

### FREE-THROWS ATTEMPTED

Season ..... 6 (at Virginia, 11/28/21)  
 A-10 .....  
 Career ..... 7 (2x, last vs. Rhode Island, 1/15/21)

### 3-POINT FIELD GOALS MADE

Season ..... 1 (4x, last at Virginia, 11/28/21)  
 A-10 .....  
 Career ..... 2 (3x, last @ Saint Louis, 2/14/21)

### 3-POINT FIELD GOALS ATTEMPTED

Season ..... 4 (vs. Long Beach St., 11/26/21)  
 A-10 .....  
 Career ..... 5 (@ Saint Louis, 2/14/21)

### MINUTES

Season ..... 37 (at Virginia, 11/28/21)  
 A-10 .....  
 Career ..... 37 (at Virginia, 11/28/21)

## GAME-BY-GAME STATISTICS

Opponent	Date	GS	MIN	Total		3-Pointers		Free throws		Rebounds				PF	A	TO	BLK	STL	PTS	AVG	
				FG-FGA	PCT	3FG-3FGA	PCT	FT-FTA	PCT	OFF	DEF	TOT	AVG								
Charlotte	11/09/2021	*	33:02	3-7	.429	1-3	.333	0-0	.000	0	3	3	3.0	3	3	3	1	4	7	7.0	
at Hampton	11/13/2021	*	20:00	1-2	.500	0-1	.000	3-4	.750	0	1	1	2.0	2	1	2	0	0	5	6.0	
Elon	11/18/2021	*	30:07	5-8	.625	1-2	.500	2-2	1.000	1	5	6	3.3	3	2	7	0	2	13	8.3	
UMBC	11/21/2021	*	34:54	1-8	.125	0-1	.000	4-4	1.000	1	4	5	3.8	0	7	3	0	2	6	7.8	
vs Long Beach St.	11/26/2021	*	30:16	3-8	.375	1-4	.250	0-0	.000	0	4	4	3.8	4	1	3	0	0	7	7.6	
at Virginia	11/28/2021	*	36:48	7-13	.538	1-1	1.000	4-6	.667	0	5	5	4.0	2	9	3	0	0	19	9.5	
Totals			6	185:07	20-46	.435	4-12	.333	13-16	.813	2	22	24	4.0	14	23	21	1	8	57	9.5

### Player Averages

Games Played	Minutes/game	Points/game	FG Pct	3FG Pct	FT Pct	Rebounds/game	Assists/game	Turnovers/game	Assist/Turnover ratio	Steals/game	Blocks/game
6	30.9	9.5	43.5	33.3	81.3	4.0	3.8	3.5	1.1	1.3	0.2

## AS A FRESHMAN

- Played in all 22 games and averaged 6.5 points per game (144 points)
- Scored in double-figures five times against Gardner-Webb (14 points), at Howard (10 points), Rhode Island (10 points), at VCU (14 points) and against Saint Louis (12 points) in the A-10 Championship quarterfinal
- Finished with a career-high 14 points twice against Gardner-Webb and at VCU
- Led the team with 73 assists to just 58 turnovers
- Shot 41.5 percent from the field (44-for-106) and hit 11 three-pointers
- Went 45-for-60 (75.0 percent) from the free throw line
- Had the eventual game-winning layup at St. Bonaventure with 38 seconds left
- Made a layup plus the foul to give Richmond a one-point lead in the fourth quarter against Saint Louis with 46 seconds left in the A-10 Championship quarterfinal
- Pulled down a season-high eight rebounds twice at Howard and against George Washington
- Dished out a season-high seven assists at George Mason committing zero turnovers

## CAREER SUMMARY

SEASON	TEAM	GP-GS	MIN/AVG	FG-FGA	FG%	3FG-3FGA	3FG%	FT-FTA	FT%	OFF	DEF	TOT	AVG	PF-FO	A	TO	BLK	STL	PTS	AVG
2020-21	UR	22-0	442/20.1	44-106	.415	11-25	.440	45-60	.750	17	60	77	3.5	35-0	73	58	1	22	144	6.5
2021-22	UR	6-6	185/30.9	20-46	.435	4-12	.333	13-16	.813	2	22	24	4.0	14-0	23	21	1	8	57	9.5
<b>TOTAL</b>		<b>28-6</b>	<b>627/22.4</b>	<b>64-152</b>	<b>.421</b>	<b>15-37</b>	<b>.405</b>	<b>58-76</b>	<b>.763</b>	<b>19</b>	<b>82</b>	<b>101</b>	<b>3.6</b>	<b>49-0</b>	<b>96</b>	<b>79</b>	<b>2</b>	<b>30</b>	<b>201</b>	<b>7.2</b>



# ANIYAH CARPENTER

**SENIOR**  
**5-8 / GUARD**  
**BALTIMORE, MD.**  
**ROLAND PARK**

# 2

## TOP PERFORMANCES

### POINTS

Season ..... 3 (2x, last at Virginia, 11/28/21)  
 A-10 .....  
 Career ..... 21 (vs. Duquesne, 2/12/20)

### REBOUNDS

Season ..... 2 (vs. Long Beach St., 11/26/21)  
 A-10 .....  
 Career ..... 9 (vs. UNCG, 1/2/19)

### ASSISTS

Season .....  
 A-10 .....  
 Career ..... 5 (@ Drexel, 11/24/19)

### BLOCKS

Season .....  
 A-10 .....  
 Career ..... 1 (4x, last @ Duquesne, 1/10/21)

### STEALS

Season .....  
 A-10 .....  
 Career ..... 2 (8x, last vs. La Salle, 2/20/21)

### FIELD GOALS MADE

Season ..... 1 (2x, last at Virginia, 11/28/21)  
 A-10 .....  
 Career ..... 9 (vs. Duquesne, 2/12/20)

### FIELD GOALS ATTEMPTED

Season ..... 3 (at Hampton, 11/13/21)  
 A-10 .....  
 Career ..... 14 (2x, last vs. Duquesne, 2/12/20)

### FREE-THROWS MADE

Season .....  
 A-10 .....  
 Career ..... 5 (@ Duquesne, 1/19/19)

### FREE-THROWS ATTEMPTED

Season .....  
 A-10 .....  
 Career ..... 6 (@ Duquesne, 1/19/19)

### 3-POINT FIELD GOALS MADE

Season ..... 1 (2x, last at Virginia, 11/28/21)  
 A-10 .....  
 Career ..... 3 (6x, last @ VCU, 1/24/21)

### 3-POINT FIELD GOALS ATTEMPTED

Season ..... 2 (2x, last at Virginia, 11/28/21)  
 A-10 .....  
 Career ..... 7 (2x, last @ George Mason, 1/31/21)

### MINUTES

Season ..... 12 (vs. Long Beach St., 11/26/21)  
 A-10 .....  
 Career ..... 39 (vs. Duquesne, 2/12/20)

## GAME-BY-GAME STATISTICS

Opponent	Date	GS	MIN	Total		3-Pointers		Free throws		Rebounds				PF	A	TO	BLK	STL	PTS	AVG
				FG-FGA	PCT	3FG-3FGA	PCT	FT-FTA	PCT	OFF	DEF	TOT	AVG							
Charlotte	11/09/2021		05:44	0-0	.000	0-0	.000	0-0	.000	0	1	1	1.0	0	0	0	0	0	0	0.0
at Hampton	11/13/2021		08:00	1-3	.333	1-2	.500	0-0	.000	0	0	0	0.5	0	0	0	0	0	3	1.5
Elon	11/18/2021		04:21	0-0	.000	0-0	.000	0-0	.000	1	0	1	0.7	1	0	0	0	0	0	1.0
vs Long Beach St.	11/26/2021		11:31	0-1	.000	0-1	.000	0-0	.000	1	1	2	1.0	0	0	2	0	0	0	0.8
at Virginia	11/28/2021		05:53	1-2	.500	1-2	.500	0-0	.000	0	1	1	1.0	0	0	0	0	0	3	1.2
<b>Totals</b>			<b>0</b>	<b>35:29</b>	<b>2-6</b>	<b>.333</b>	<b>2-5</b>	<b>.400</b>	<b>0-0</b>	<b>.000</b>	<b>2</b>	<b>3</b>	<b>5</b>	<b>1.0</b>	<b>1</b>	<b>0</b>	<b>2</b>	<b>0</b>	<b>6</b>	<b>1.2</b>

### Player Averages

Games Played	Minutes/game	Points/game	FG Pct	3FG Pct	FT Pct	Rebounds/game	Assists/game	Turnovers/game	Assist/Turnover ratio	Steals/game	Blocks/game
5	7.1	1.2	33.3	40.0	0.0	1.0	0.0	0.4	0.0	0.0	0.0

## AS A JUNIOR

- Played in 20 of the 22 games, averaging 2.7 points per game (54 points)
- Scored a season-high 11 points at VCU off 4-for-7 shooting and was 3-of-4 from the three-point line
- Shot 31.3 percent from the field (20-for-64) and was 12-of-42 from the three-point line
- Pulled down 32 rebounds (1.6 per game), eight assists, two blocks and seven steals
- Played a season-high 18 minutes at VCU
- Hit a three-pointer in nine games

## CAREER SUMMARY

SEASON	TEAM	GP-GS	MIN/AVG	Field Goals		3-Point		F-Throws		Rebounds				Scoring	
				FG-FGA	FG%	3FG-3FGA	3FG%	FT-FTA	FT%	OFF	DEF	TOT	AVG	PF-FO	PTS
2018-19	UR	30-10	571/19.0	58-188	.309	24-80	.300	15-22	.682	15	53	68	2.3	42-0	32
2019-20	UR	30-8	674/22.5	74-186	.398	32-88	.364	12-20	.600	24	65	89	3.0	51-0	32
2020-21	UR	20-0	228/11.4	20-64	.313	12-42	.286	2-4	.500	8	24	32	1.6	17-0	8
2021-22	UR	5-0	35/7.1	2-6	.333	2-5	.400	0-0	.000	2	3	5	1.0	1-0	0
<b>TOTAL</b>		<b>85-18</b>	<b>1509/17.7</b>	<b>154-444</b>	<b>.347</b>	<b>70-215</b>	<b>.326</b>	<b>29-46</b>	<b>.630</b>	<b>49</b>	<b>145</b>	<b>194</b>	<b>2.3</b>	<b>111-0</b>	<b>72</b>



**CELIA SATTER**

**JUNIOR**  
**6-0 / FORWARD**  
**GLENCOE, ILL.**  
**LOYOLA ACADEMY**

**3****TOP PERFORMANCES****POINTS**

Season .....  
 A-10 .....  
 Career ..... 5 (vs. George Mason, 1/26/21)

**REBOUNDS**

Season .....  
 A-10 .....  
 Career .....

**ASSISTS**

Season .....  
 A-10 .....  
 Career ..... 1 (@ George Mason, 1/31/21)

**BLOCKS**

Season .....  
 A-10 .....  
 Career .....

**STEALS**

Season .....  
 A-10 .....  
 Career .....

**FIELD GOALS MADE**

Season .....  
 A-10 .....  
 Career ..... 2 (vs. George Mason, 1/26/21)

**FIELD GOALS ATTEMPTED**

Season .....  
 A-10 .....  
 Career ..... 5 (vs. George Mason, 1/26/21)

**FREE-THROWS MADE**

Season .....  
 A-10 .....  
 Career .....

**FREE-THROWS ATTEMPTED**

Season .....  
 A-10 .....  
 Career .....

**3-POINT FIELD GOALS MADE**

Season .....  
 A-10 .....  
 Career ..... 1 (vs. George Mason, 1/26/21)

**3-POINT FIELD GOALS ATTEMPTED**

Season .....  
 A-10 .....  
 Career ..... 4 (vs. George Mason, 1/26/21)

**MINUTES**

Season .....  
 A-10 .....  
 Career ..... 4 (vs. George Mason, 1/26/21)

**GAME-BY-GAME STATISTICS****AS A SOPHOMORE**

- Played in two games, both against George Mason
- Scored a career-high five points in a home game against George Mason
- Went 2-for-5 from the field and 1-of-4 from the three-point line against George Mason

**CAREER SUMMARY**

			Field Goals		3-Point		F-Throws		Rebounds				Scoring								
SEASON	TEAM	GP-GS	MIN/AVG	FG-FGA	FG%	3FG-3FGA	3FG%	FT-FTA	FT%	OFF	DEF	TOT	AVG	PF	FO	A	TO	BLK	STL	PTS	AVG
2020-21	UR	2-0	6/2.8	2-5	.400	1-4	.250	0-0	.000	0	0	0	0.0	0-0	1	1	0	0	0	5	2.5
TOTAL		2-0	6/2.8	2-5	.400	1-4	.250	0-0	.000	0	0	0	0.0	0-0	1	1	0	0	0	5	2.5



# MADELYN NEFF

**SENIOR**  
**6-1 / GUARD**  
**HAYWARD, WIS.**  
**HAYWARD**

# 10

## TOP PERFORMANCES

### POINTS

Season ..... 4 (at Hampton, 11/13/21)  
 A-10 .....  
 Career ..... 10 (2x, last vs. Duquesne, 2/12/20)

### REBOUNDS

Season ..... 3 (at Hampton, 11/13/21)  
 A-10 .....  
 Career ..... 10 (vs. Duquesne, 2/12/20)

### ASSISTS

Season .....  
 A-10 .....  
 Career ..... 5 (Saint Louis, 2/26/20)

### BLOCKS

Season ..... 2 (at Hampton, 11/13/21)  
 A-10 .....  
 Career ..... 3 (@ Duquesne, 1/19/19)

### STEALS

Season ..... 1 (at Hampton, 11/13/21)  
 A-10 .....  
 Career ..... 2 (4x, last @ George Washington, 3/3/20)

### FIELD GOALS MADE

Season ..... 2 (at Hampton, 11/13/21)  
 A-10 .....  
 Career ..... 4 (vs. Duquesne, 2/12/20)

### FIELD GOALS ATTEMPTED

Season ..... 4 (at Hampton, 11/13/21)  
 A-10 .....  
 Career ..... 7 (2x, last @ St. Bonaventure, 2/23/20)

### FREE-THROWS MADE

Season .....  
 A-10 .....  
 Career ..... 4 (vs. Davidson, 1/26/20)

### FREE-THROWS ATTEMPTED

Season .....  
 A-10 .....  
 Career ..... 4 (vs. Davidson, 1/26/20)

### 3-POINT FIELD GOALS MADE

Season ..... 1 (vs. Charlotte, 11/9/21)  
 A-10 .....  
 Career ..... 3 (2x, last vs. Ohio, 12/22/18)

### 3-POINT FIELD GOALS ATTEMPTED

Season ..... 1 (2x, last at Hampton, 11/13/21)  
 A-10 .....  
 Career ..... 4 (2x, last @ St. Bonaventure, 2/23/20)

### MINUTES

Season ..... 12 (at Hampton, 11/13/21)  
 A-10 .....  
 Career ..... 33 (vs. St. Bonaventure, 2/2/20)

## GAME-BY-GAME STATISTICS

Opponent	Date	GS	MIN	Total		3-Pointers		Free throws		Rebounds				PF	A	TO	BLK	STL	PTS	AVG
				FG	FGA	PCT	3FG	3FGA	PCT	FT	FTA	PCT	OFF							
Charlotte	11/09/2021		02:00	1-2	.500	1-1	1.000	0-0	.000	0	0	0	0.0	0	0	0	0	3	3.0	
at Hampton	11/13/2021		12:00	2-4	.500	0-1	.000	0-0	.000	0	3	3	1.5	1	0	0	2	1	4	3.5
Elon	11/18/2021		00:38	0-0	.000	0-0	.000	0-0	.000	1	0	1	1.3	0	0	0	0	0	2.3	
Totals		0	14:38	3-6	.500	1-2	.500	0-0	.000	1	3	4	1.3	1	0	0	3	1	7	2.3

### Player Averages

Games Played	Minutes/ game	Points/ game	FG Pct	3FG Pct	FT Pct	Rebounds/ game	Assists/ game	Turnovers/ game	Assist/Turnover ratio	Steals/ game	Blocks/ game
3	4.9	2.3	50.0	50.0	0.0	1.3	0.0	0.0	0.0	0.3	1.0

## AS A JUNIOR

- Appeared in 16 games, averaging 1.2 points per game (19 points)
- Scored a season-high six points at Duquesne and five points against Rhode Island
- Pulled down 17 rebounds in 16 games (1.1 per game) with six assists and one block
- Played a season-high 14 minutes against Saint Louis in the A-10 Championship quarterfinal
- Shot 8-for-16 from the field and was 2-for-6 from the three-point line in 16 games

## CAREER SUMMARY

				Field Goals		3-Point		F-Throws		Rebounds				Scoring							
SEASON	TEAM	GP-GS	MIN	AVG	FG-FGA	FG%	3FG-3FGA	3FG%	FT-FTA	FT%	OFF	DEF	TOT	AVG	PF-FO	A	TO	BLK	STL	PTS	AVG
2018-19	UR	19-1	232	12.2	14-48	.292	7-19	.368	7-10	.700	8	22	30	1.6	13-0	17	12	5	4	42	2.2
2019-20	UR	26-13	388	14.9	25-65	.385	8-29	.276	10-14	.714	13	48	61	2.3	26-0	26	30	11	10	68	2.6
2020-21	UR	16-0	109	6.8	8-16	.500	2-6	.333	1-2	.500	4	13	17	1.1	9-0	6	9	1	0	19	1.2
2021-22	UR	3-0	15	4.9	3-6	.500	1-2	.500	0-0	.000	1	3	4	1.3	1-0	0	0	3	1	7	2.3
TOTAL		64-14	744	11.6	50-135	.370	18-56	.321	18-26	.692	26	86	112	1.8	49-0	49	51	20	15	136	2.1



# CAYLA WILLIAMS

**FRESHMAN**  
**6-0 / FORWARD**  
**GAINESVILLE, VA.**  
**EPISCOPAL**

# 11

## TOP PERFORMANCES

### POINTS

Season ..... 6 (at Hampton, 11/13/21)  
 A-10 .....  
 Career ..... 6 (at Hampton, 11/13/21)

### REBOUNDS

Season ..... 5 (2x, last at Hampton, 11/13/21)  
 A-10 .....  
 Career ..... 5 (2x, last at Hampton, 11/13/21)

### ASSISTS

Season ..... 3 (vs. UMBC, 11/21/21)  
 A-10 .....  
 Career ..... 3 (vs. UMBC, 11/21/21)

### BLOCKS

Season ..... 2 (vs. UMBC, 11/21/21)  
 A-10 .....  
 Career ..... 2 (vs. UMBC, 11/21/21)

### STEALS

Season ..... 3 (vs. UMBC, 11/21/21)  
 A-10 .....  
 Career ..... 3 (vs. UMBC, 11/21/21)

### FIELD GOALS MADE

Season ..... 3 (at Hampton, 11/13/21)  
 A-10 .....  
 Career ..... 3 (at Hampton, 11/13/21)

### FIELD GOALS ATTEMPTED

Season ..... 6 (at Hampton, 11/13/21)  
 A-10 .....  
 Career ..... 6 (at Hampton, 11/13/21)

### FREE-THROWS MADE

Season .....  
 A-10 .....  
 Career .....

### FREE-THROWS ATTEMPTED

Season .....  
 A-10 .....  
 Career .....

### 3-POINT FIELD GOALS MADE

Season .....  
 A-10 .....  
 Career .....

### 3-POINT FIELD GOALS ATTEMPTED

Season ..... 2 (3x, last vs. UMBC, 11/21/21)  
 A-10 .....  
 Career ..... 2 (3x, last vs. UMBC, 11/21/21)

### MINUTES

Season ..... 27 (vs. Long Beach St., 11/26/21)  
 A-10 .....  
 Career ..... 27 (vs. Long Beach St., 11/26/21)

## GAME-BY-GAME STATISTICS

Opponent	Date	GS	MIN	Total		3-Pointers		Free throws		Rebounds				PF	A	TO	BLK	STL	PTS	AVG
				FG-FGA	PCT	3FG-3FGA	PCT	FT-FTA	PCT	OFF	DEF	TOT	AVG							
Charlotte	11/09/2021		12:16	0-4	.000	0-2	.000	0-0	.000	0	5	5	5.0	2	0	1	0	1	0	0.0
at Hampton	11/13/2021		16:00	3-6	.500	0-1	.000	0-0	.000	1	4	5	5.0	5	1	1	0	0	6	3.0
Elon	11/18/2021		17:09	1-4	.250	0-2	.000	0-0	.000	2	1	3	4.3	1	1	0	1	1	2	2.7
UMBC	11/21/2021	*	24:16	1-3	.333	0-2	.000	0-0	.000	1	2	3	4.0	3	3	1	2	3	2	2.5
vs Long Beach St.	11/26/2021	*	26:35	1-5	.200	0-1	.000	0-0	.000	1	3	4	4.0	1	1	1	0	0	2	2.4
at Virginia	11/28/2021	*	17:09	0-1	.000	0-1	.000	0-0	.000	0	0	0	3.3	3	1	2	0	0	0	2.0
<b>Totals</b>		<b>3</b>	<b>113:26</b>	<b>6-23</b>	<b>.261</b>	<b>0-9</b>	<b>.000</b>	<b>0-0</b>	<b>.000</b>	<b>5</b>	<b>15</b>	<b>20</b>	<b>3.3</b>	<b>15</b>	<b>7</b>	<b>6</b>	<b>3</b>	<b>5</b>	<b>12</b>	<b>2.0</b>

### Player Averages

Games Played	Minutes/game	Points/game	FG Pct	3FG Pct	FT Pct	Rebounds/game	Assists/game	Turnovers/game	Assist/Turnover ratio	Steals/game	Blocks/game
6	18.9	2.0	26.1	0.0	0.0	3.3	1.2	1.0	1.2	0.8	0.5

## HIGH SCHOOL

- McDonalds All-American Nominee
- is a 6-foot-2 forward who has played four seasons at Episcopal High School
- Was a two-time All-Independent School League (ISL) selection in 2018 and 2019
- Averaged 11 points per game, eight rebounds and two blocks in 2019
- During her junior season, Williams averaged 7.6 points per game and pulled down 5.8 rebounds per game in 24 games played
- Had six games scoring in double figures and was a force on the defensive end with 56 blocks, including a career-high 10 in a win against Connelly School of the Holy Child

## CAREER SUMMARY

				Field Goals		3-Point		F-Throws		Rebounds				Scoring						
SEASON	TEAM	GP-GS	MIN/AVG	FG-FGA	FG%	3FG-3FGA	3FG%	FT-FTA	FT%	OFF	DEF	TOT	AVG	PF-FO	A	TO	BLK	STL	PTS	AVG
2021-22	UR	6-3	113/18.9	6-23	.261	0-9	.000	0-0	.000	5	15	20	3.3	15-1	7	6	3	5	12	2.0
<b>TOTAL</b>		<b>6-3</b>	<b>113/18.9</b>	<b>6-23</b>	<b>.261</b>	<b>0-9</b>	<b>.000</b>	<b>0-0</b>	<b>.000</b>	<b>5</b>	<b>15</b>	<b>20</b>	<b>3.3</b>	<b>15-1</b>	<b>7</b>	<b>6</b>	<b>3</b>	<b>5</b>	<b>12</b>	<b>2.0</b>



# CLAIRE HOLT

**SENIOR**  
**5-8 / GUARD**  
**HOOVER, ALA.**  
**SPAIN PARK**

# 12

## TOP PERFORMANCES

### POINTS

Season ..... 5 (at Hampton, 11/13/21)  
 A-10 .....  
 Career ..... 24 (@ George Mason, 2/19/20)

### REBOUNDS

Season ..... 2 (at Hampton, 11/13/21)  
 A-10 .....  
 Career ..... 9 (@ La Salle, 2/9/20)

### ASSISTS

Season ..... 3 (at Hampton, 11/13/21)  
 A-10 .....  
 Career ..... 5 (vs. La Salle, 2/24/19)

### BLOCKS

Season ..... 1 (vs. Charlotte, 11/9/21)  
 A-10 .....  
 Career ..... 1 (3x, vs. Charlotte, 11/9/21)

### STEALS

Season ..... 1 (2x, last vs. Elon, 11/18/21)  
 A-10 .....  
 Career ..... 3 (2x, last vs. George Mason, 2/21/19)

### FIELD GOALS MADE

Season ..... 2 (at Hampton, 11/13/21)  
 A-10 .....  
 Career ..... 9 (@ Rhode Island, 1/7/20)

### FIELD GOALS ATTEMPTED

Season ..... 4 (2x, last at Hampton, 11/13/21)  
 A-10 .....  
 Career ..... 18 (@ Rhode Island, 1/7/20)

### FREE-THROWS MADE

Season ..... 2 (at Virginia, 11/28/21)  
 A-10 .....  
 Career ..... 10 (@ George Mason, 2/19/20)

### FREE-THROWS ATTEMPTED

Season ..... 2 (at Virginia, 11/28/21)  
 A-10 .....  
 Career ..... 10 (@ George Mason, 2/19/20)

### 3-POINT FIELD GOALS MADE

Season ..... 1 (2x, last vs. UMBC, 11/21/21)  
 A-10 .....  
 Career ..... 6 (vs. George Mason, 2/21/19)

### 3-POINT FIELD GOALS ATTEMPTED

Season ..... 2 (3x, last vs. Elon, 11/18/21)  
 A-10 .....  
 Career ..... 9 (3x, last vs. Navy, 12/2/20)

### MINUTES

Season ..... 15 (at Hampton, 11/13/21)  
 A-10 .....  
 Career ..... 43 (@ Rhode Island, 1/7/20)

## GAME-BY-GAME STATISTICS

Opponent	Date	GS	MIN	Total		3-Pointers		Free throws		Rebounds								PTS	AVG		
				FG-FGA	PCT	3FG-3FGA	PCT	FT-FTA	PCT	OFF	DEF	TOT	AVG	PF	A	TO	BLK			STL	
Charlotte	11/09/2021		09:40	0-4	.000	0-2	.000	0-0	.000	0	0	0	0.0	0	0	1	1	1	0	0.0	
at Hampton	11/13/2021		15:00	2-4	.500	1-2	.500	0-0	.000	0	2	2	1.0	0	3	0	0	0	5	2.5	
Elon	11/18/2021		09:01	0-2	.000	0-2	.000	0-0	.000	0	0	0	0.7	0	0	0	0	1	0	1.7	
UMBC	11/21/2021		02:49	1-1	1.000	1-1	1.000	0-0	.000	0	0	0	0.5	0	0	0	0	0	3	2.0	
vs Long Beach St.	11/26/2021		03:16	0-0	.000	0-0	.000	0-0	.000	0	0	0	0.4	0	0	0	0	0	0	1.6	
at Virginia	11/28/2021		03:52	0-0	.000	0-0	.000	2-2	1.000	0	1	1	0.5	0	0	0	0	0	2	1.7	
Totals			0	43:38	3-11	.273	2-7	.286	2-2	1.000	0	3	3	0.5	0	3	1	1	2	10	1.7

### Player Averages

Games Played	Minutes/ game	Points/ game	FG Pct	3FG Pct	FT Pct	Rebounds/ game	Assists/ game	Turnovers/ game	Assist/Turnover ratio	Steals/ game	Blocks/ game
6	7.3	1.7	27.3	28.6	100.0	0.5	0.5	0.2	3.0	0.3	0.2

## AS A JUNIOR

- Played in 20 of the 22 games, starting 19
- Finished third on the team in scoring at 7.2 points per game (143 points)
- Shot 35.8 percent from the field (53-for-148), 25.7 percent from the three-point line (19-for-74) and 69.2 percent from the free throw line (18-of-26)
- Scored in double-figures in seven games, including a season-high 14 points twice against Navy and Gardner-Webb
- Hit a season-high three three-pointers against Navy
- Her 12 points against George Mason was a season-high against an A-10 opponent
- Pulled down 2.2 rebounds per game (43 rebounds), 31 assists and seven steals in 20 games
- Had nine points against George Washington in the A-10 Championship second round

## CAREER SUMMARY

		Field Goals				3-Point		F-Throws		Rebounds				PF-FO				A				TO				BLK				STL				Scoring	
SEASON	TEAM	GP-GS	MIN	AVG	FG-FGA	FG%	3FG-3FGA	3FG%	FT-FTA	FT%	OFF	DEF	TOT	AVG	PF	FO	A	TO	BLK	STL	PTS	AVG													
2018-19	UR	25-9	422	16.9	44-131	.336	21-73	.288	22-29	.759	8	21	29	1.2	24-0	28	32	2	13	131	5.2														
2019-20	UR	32-24	977	30.5	115-288	.399	46-130	.354	73-93	.785	29	45	74	2.3	36-0	64	103	0	29	349	10.9														
2020-21	UR	20-19	449	22.4	53-148	.358	19-74	.257	18-26	.692	18	25	43	2.2	21-0	31	37	0	7	143	7.2														
2021-22	UR	6-0	44	7.3	3-11	.273	2-7	.286	2-2	1.000	0	3	3	0.5	0-0	3	1	1	2	10	1.7														
TOTAL		83-52	1891	22.8	215-578	.372	88-284	.310	115-150	.767	55	94	149	1.8	81-0	126	173	3	51	633	7.6														





# EMMA SQUIRES

**SENIOR**  
**6-2 / FORWARD**  
**KINGSTON, MASS.**  
**TABOR ACADEMY**

# 15

## TOP PERFORMANCES

### POINTS

Season ..... 13 (at Hampton, 11/13/21)  
 A-10 .....  
 Career ..... 22 (@ Coastal Carolina, 11/29/19)

### REBOUNDS

Season ..... 4 (2x, last vs. UMBC, 11/21/21)  
 A-10 .....  
 Career ..... 10 (@ UMES, 12/5/19)

### ASSISTS

Season ..... 2 (3x, last vs. UMBC, 11/21/21)  
 A-10 .....  
 Career ..... 6 (@ UMES, 12/5/19)

### BLOCKS

Season ..... 3 (vs. UMBC, 11/21/21)  
 A-10 .....  
 Career ..... 3 (vs. UMBC, 11/21/21)

### STEALS

Season ..... 2 (2x, last at Hampton, 11/13/21)  
 A-10 .....  
 Career ..... 3 (vs. Fairfield, 11/9/18)

### FIELD GOALS MADE

Season ..... 5 (at Hampton, 11/13/21)  
 A-10 .....  
 Career ..... 7 (2x, last @ Coastal Carolina, 11/29/19)

### FIELD GOALS ATTEMPTED

Season ..... 8 (2x, last at Hampton, 11/13/21)  
 A-10 .....  
 Career ..... 15 (vs. SLU, 3/12/21)

### FREE-THROWS MADE

Season ..... 2 (2x, last at Hampton, 11/13/21)  
 A-10 .....  
 Career ..... 7 (vs. Saint Joseph's, 2/19/21)

### FREE-THROWS ATTEMPTED

Season ..... 2 (2x, last at Hampton, 11/13/21)  
 A-10 .....  
 Career ..... 9 (vs. Saint Joseph's, 2/19/21)

### 3-POINT FIELD GOALS MADE

Season ..... 2 (at Virginia, 11/28/21)  
 A-10 .....  
 Career 3 (4x, last vs. George Washington, 3/11/21)

### 3-POINT FIELD GOALS ATTEMPTED

Season ..... 4 (vs. Charlotte, 11/9/21)  
 A-10 .....  
 Career ..... 9 (@ FAU, 11/18/18)

### MINUTES

Season ..... 27 (vs. Charlotte, 11/9/21)  
 A-10 .....  
 Career ..... 34 (@ Rhode Island, 1/7/20)

## GAME-BY-GAME STATISTICS

Opponent	Date	GS	MIN	Total		3-Pointers		Free throws		Rebounds											
				FG-FA	PCT	3FG-3FA	PCT	FT-FTA	PCT	OFF	DEF	TOT	AVG	PF	A	TO	BLK	STL	PTS	AVG	
Charlotte	11/09/2021	*	26:44	2-8	.250	0-4	.000	2-2	1.000	1	3	4	4.0	3	0	4	1	2	6	6.0	
at Hampton	11/13/2021	*	21:00	5-8	.625	1-3	.333	2-2	1.000	0	3	3	3.5	2	2	0	0	2	13	9.5	
Elon	11/18/2021	*	18:20	2-5	.400	0-2	.000	0-0	.000	0	1	1	2.7	1	2	1	2	0	4	7.7	
UMBC	11/21/2021		14:39	2-5	.400	1-3	.333	0-0	.000	2	2	4	3.0	4	2	1	3	0	5	7.0	
vs Long Beach St.	11/26/2021		15:33	0-2	.000	0-1	.000	0-0	.000	0	0	0	2.4	1	1	2	2	0	0	5.6	
at Virginia	11/28/2021		19:32	3-4	.750	2-2	1.000	0-0	.000	2	1	3	2.5	3	0	3	0	1	8	6.0	
Totals		3	115:48	14-32	.438	4-15	.267	4-4	1.000	5	10	15	2.5	14	7	11	8	5	36	6.0	

### Player Averages

Games Played	Minutes/game	Points/game	FG Pct	3FG Pct	FT Pct	Rebounds/game	Assists/game	Turnovers/game	Assist/Turnover ratio	Steals/game	Blocks/game
6	19.3	6.0	43.8	26.7	100.0	2.5	1.2	1.8	0.6	0.8	1.3

## AS A JUNIOR

- Played in 10 games, starting one after having off-season surgery
- Averaged 5.7 points per game, scoring 57 points in the final seven games of the season
- Finished with a season-high 18 points and eight rebounds against George Washington in the A-10 Championship second round, shot 5-for-8 from the field, 3-of-4 from the three-point line and a perfect 5-for-5 from the free throw line
- Hit the go-ahead layup plus a foul in overtime against GW
- Made her first start of the season against Saint Louis in the A-10 Championship quarterfinal
- Scored in double-figures three times - 12 points at Saint Louis, 10 points against La Salle and 18 vs. GW
- Shot 17-for-51 from the field (33.3 percent) and was 17-of-20 from the free throw line (85.0)
- Grabbed 29 rebounds (2.9 per game), four assists, four blocks and seven steals

## CAREER SUMMARY

SEASON	TEAM	GP-GS	MIN/AVG	Field Goals		3-Point		F-Throws		Rebounds				PF-FO		A	TO	BLK	STL	Scoring	
				FG-FGA	FG%	3FG-3FGA	3FG%	FT-FTA	FT%	OFF	DEF	TOT	AVG	PF	A					PTS	AVG
2018-19	UR	17-5	323/19.0	31-101	.307	12-56	.214	11-15	.733	8	33	41	2.4	40-0	10	26	7	12	85	5.0	
2019-20	UR	22-15	455/20.7	54-129	.419	18-57	.316	32-39	.821	25	49	74	3.4	43-0	37	53	8	9	158	7.2	
2020-21	UR	10-1	149/14.9	17-51	.333	6-19	.316	17-20	.850	9	20	29	2.9	17-0	4	20	4	7	57	5.7	
2021-22	UR	6-3	116/19.3	14-32	.438	4-15	.267	4-4	1.000	5	10	15	2.5	14-0	7	11	8	5	36	6.0	
TOTAL		55-24	1044/19.0	116-313	.371	40-147	.272	64-78	.821	47	112	159	2.9	114-0	58	110	27	33	336	6.1	



# ADDIE BUDNIK

**SOPHOMORE**  
**6-2 / FORWARD**  
**HIGHLAND PARK, ILL.**  
**HIGHLAND PARK**

# 20

## TOP PERFORMANCES

### POINTS

Season .....23 (vs. UMBC, 11/21/21)  
 A-10 .....  
 Career ..... 23 (2x, last vs. UMBC, 11/21/21)

### REBOUNDS

Season ..... 10 (vs. Charlotte, 11/9/21)  
 A-10 .....  
 Career ..... 10 (vs. Charlotte, 11/9/21)

### ASSISTS

Season ..... 4 (2x, last vs. UMBC, 11/21/21)  
 A-10 .....  
 Career ..... 4 (7x, last vs. UMBC, 11/21/21)

### BLOCKS

Season ..... 7 (2x, last vs. UMBC, 11/21/21)  
 A-10 .....  
 Career ..... 7 (2x, last vs. UMBC, 11/21/21)

### STEALS

Season ..... 1 (vs. Charlotte, 11/9/21)  
 A-10 .....  
 Career ..... 3 (@ George Washington, 1/29/21)

### FIELD GOALS MADE

Season .....9 (vs. UMBC, 11/21/21)  
 A-10 .....  
 Career .....9 (vs. UMBC, 11/21/21)

### FIELD GOALS ATTEMPTED

Season ..... 15 (vs. Elon, 11/18/21)  
 A-10 .....  
 Career ..... 14 (2x, last @ Saint Louis, 2/14/21)

### FREE-THROWS MADE

Season .....3 (vs. Charlotte, 11/9/21)  
 A-10 .....  
 Career ..... 6 (@ St. Bonaventure, 1/8/21)

### FREE-THROWS ATTEMPTED

Season ..... 7 (vs. Elon, 11/18/21)  
 A-10 .....  
 Career ..... 8 (@ St. Bonaventure, 1/8/21)

### 3-POINT FIELD GOALS MADE

Season .....4 (vs. UMBC, 11/21/21)  
 A-10 .....  
 Career ..... 4 (2x, last vs. UMBC, 11/21/21)

### 3-POINT FIELD GOALS ATTEMPTED

Season ..... 5 (at Virginia, 11/28/21)  
 A-10 .....  
 Career .....6 (2x, last @ Saint Louis, 2/14/21)

### MINUTES

Season ..... 40 (at Virginia, 11/28/21)  
 A-10 .....  
 Career .....44 (vs. SLU, 3/12/21)

## GAME-BY-GAME STATISTICS

Opponent	Date	GS	MIN	Total		3-Pointers		Free throws		Rebounds				PF	A	TO	BLK	STL	PTS	AVG
				FG-FGA	PCT	3FG-3FGA	PCT	FT-FTA	PCT	OFF	DEF	TOT	AVG							
Charlotte	11/09/2021	*	35:57	6-8	.750	1-2	.500	3-3	1.000	3	7	10	10.0	2	2	6	1	16	16.0	
at Hampton	11/13/2021	*	19:00	2-4	.500	1-2	.500	0-0	.000	0	5	5	7.5	4	4	0	3	0	5	10.5
Elon	11/18/2021	*	37:20	6-15	.400	0-4	.000	3-7	.429	4	3	7	7.3	1	3	4	7	0	15	12.0
UMBC	11/21/2021	*	38:36	9-11	.818	4-4	1.000	1-2	.500	2	5	7	7.3	1	4	1	7	0	23	14.8
vs Long Beach St.	11/26/2021	*	36:52	6-9	.667	2-4	.500	0-0	.000	1	6	7	7.2	0	2	4	2	0	14	14.6
at Virginia	11/28/2021	*	40:00	8-12	.667	2-5	.400	2-2	1.000	1	4	5	6.8	2	3	3	1	0	20	15.5
Totals			6:207.45	37-59	.627	10-21	.476	9-14	.643	11	30	41	6.8	10	18	14	26	1	93	15.5

### Player Averages

Games Played	Minutes/game	Points/game	FG Pct	3FG Pct	FT Pct	Rebounds/game	Assists/game	Turnovers/game	Assist/Turnover ratio	Steals/game	Blocks/game
6	34.6	15.5	62.7	47.6	64.3	6.8	3.0	2.3	1.3	0.2	4.3

## AS A FRESHMAN

- Selected as a finalist and semifinalist for Freshman of the Year by World Exposure Report
- Named Atlantic 10 Rookie of the Year, first-ever A-10 ROY in school history joining Pam Bryant, who was a CAA Rookie of the Year in 1986
- Also named to the A-10 All-Rookie Team
- Led the A-10, in total blocks (65) and blocks per game (2.95), finished 8th in the nation in blocks per game and 13th in total blocks
- Her 65 blocks is second most all-time in school history for a single season
- Named A-10 Rookie of the Week three times (Dec. 7, Jan. 11, Feb. 2)
- Second on the team in scoring at 11.4 points per game (250 points) and third in rebounding (5.0 rebounds per game)
- Had 14 double figure games, including a career-high 23 points at William & Mary
- Recorded a block in all 22 games, including a career-high six blocks at Howard
- Finished with an A-10 scoring high of 21 points off 8-for-14 shooting with nine rebounds at Saint Louis
- Led the team in field goal percentage at 48.5 percent (94-for-194) and shot 32.4 percent from the three-point line (22-for-68)
- Her 88.9 percent free throw percentage is fifth-best in school history for a single season (40-of-45)
- Grabbed a career-high nine rebounds at Saint Louis
- Came off the bench in the first four games of the season and started the final 18
- Scored 16 points and made a perfect 4-for-4 from the three-point line at George Mason
- Dished out a career-high four assists five times - at Duquesne, Rhode Island, at VCU, Saint Joseph's and at Rhode Island
- In the A-10 Championship quarterfinal against Saint Louis, had four blocks, four rebounds and six points

## CAREER SUMMARY

			Field Goals		3-Point		F-Throws		Rebounds									Scoring			
SEASON	TEAM	GP-GS	MIN	AVG	FG-FGA	FG%	3FG-3FGA	3FG%	FT-FTA	FT%	OFF	DEF	TOT	AVG	PF-FO	A	TO	BLK	STL	PTS	AVG
2020-21	UR	22-18	753	34.2	94-194	.485	22-68	.324	40-45	.889	32	79	111	5.0	43-0	41	48	65	15	250	11.4
2021-22	UR	6-6	208	34.6	37-59	.627	10-21	.476	9-14	.643	11	30	41	6.8	10-0	18	14	26	1	93	15.5
TOTAL		28-24	961	34.3	131-253	.518	32-89	.360	49-59	.831	43	109	152	5.4	53-0	59	62	91	16	343	12.3



# KYLEE LEWANDOWSKI

**SOPHOMORE**  
**6-1 / GUARD**  
**PITTSBURGH, PA.**  
**NORTH CATHOLIC**

# 21

## TOP PERFORMANCES

### POINTS

Season ..... 8 (2x, last vs. UMBC, 11/21/21)  
 A-10 .....  
 Career ..... 8 (2x, last vs. UMBC, 11/21/21)

### REBOUNDS

Season ..... 11 (at Hampton, 11/13/21)  
 A-10 .....  
 Career ..... 11 (at Hampton, 11/13/21)

### ASSISTS

Season ..... 1 (vs. UMBC, 11/21/21)  
 A-10 .....  
 Career ..... 1 (3x, last vs. UMBC, 11/21/21)

### BLOCKS

Season ..... 1 (3x, last at Virginia, 11/28/21)  
 A-10 .....  
 Career ..... 1 (3x, last at Virginia, 11/28/21)

### STEALS

Season ..... 1 (2x, last at Virginia, 11/28/21)  
 A-10 .....  
 Career ..... 2 (2x, last @ George Mason, 1/31/21)

### FIELD GOALS MADE

Season ..... 3 (2x, last vs. UMBC, 11/21/21)  
 A-10 .....  
 Career ..... 3 (2x, last vs. UMBC, 11/21/21)

### FIELD GOALS ATTEMPTED

Season ..... 6 (2x, last vs. Long Beach St., 11/26/21)  
 A-10 .....  
 Career ..... 6 (2x, last vs. Long Beach St., 11/26/21)

### FREE-THROWS MADE

Season .....  
 A-10 .....  
 Career ..... 2 (vs. La Salle, 2/20/21)

### FREE-THROWS ATTEMPTED

Season ..... 2 (at Virginia, 11/28/21)  
 A-10 .....  
 Career ..... 2 (vs. La Salle, 2/20/21)

### 3-POINT FIELD GOALS MADE

Season ..... 2 (3x, last vs. Long Beach St., 11/26/21)  
 A-10 .....  
 Career ..... 2 (3x, last vs. Long Beach St., 11/26/21)

### 3-POINT FIELD GOALS ATTEMPTED

Season ..... 6 (vs. Long Beach St., 11/26/21)  
 A-10 .....  
 Career ..... 6 (vs. Long Beach St., 11/26/21)

### MINUTES

Season ..... 18 (at Hampton, 11/13/21)  
 A-10 .....  
 Career ..... 18 (at Hampton, 11/13/21)

## GAME-BY-GAME STATISTICS

Opponent	Date	GS	MIN	Total		3-Pointers		Free throws		Rebounds				PF	A	TO	BLK	STL	PTS	AVG
				FG-FGA	PCT	3FG-3FGA	PCT	FT-FTA	PCT	OFF	DEF	TOT	AVG							
Charlotte	11/09/2021		06:02	0-4	.000	0-4	.000	0-0	.000	0	2	2	2.0	0	0	0	0	0	0	0.0
at Hampton	11/13/2021		18:00	3-6	.500	2-4	.500	0-0	.000	0	11	11	6.5	0	0	0	0	0	8	4.0
Elon	11/18/2021		15:15	1-3	.333	1-2	.500	0-0	.000	1	2	3	5.3	0	0	0	0	0	3	3.7
UMBC	11/21/2021		16:11	3-5	.600	2-4	.500	0-0	.000	0	2	2	4.5	0	1	1	1	1	8	4.8
vs Long Beach St.	11/26/2021		14:00	2-6	.333	2-6	.333	0-0	.000	0	1	1	3.8	0	0	2	1	0	6	5.0
at Virginia	11/28/2021		15:26	1-4	.250	1-4	.250	0-2	.000	0	0	0	3.2	0	0	3	1	1	3	4.7
<b>Totals</b>			<b>0</b>	<b>84:54</b>	<b>10-28</b>	<b>.357</b>	<b>8-24</b>	<b>.333</b>	<b>0-2</b>	<b>.000</b>	<b>1</b>	<b>18</b>	<b>19</b>	<b>3.2</b>	<b>0</b>	<b>1</b>	<b>6</b>	<b>3</b>	<b>28</b>	<b>4.7</b>

### Player Averages

Games Played	Minutes/game	Points/game	FG Pct	3FG Pct	FT Pct	Rebounds/game	Assists/game	Turnovers/game	Assist/Turnover ratio	Steals/game	Blocks/game
6	14.1	4.7	35.7	33.3	0.0	3.2	0.2	1.0	0.2	0.3	0.5

## AS A FRESHMAN

- Appeared in 10 games and averaged 1.0 points per game (10 points)
- Finished with five points at George Mason and five points against La Salle
- Played a season-high 12 minutes at George Mason and had two steals
- Pulled down 14 rebounds (1.4 per game) in 10 games, grabbed a season-high four twice at George Mason and La Salle
- Went 2-for-2 from the free throw line against La Salle

## CAREER SUMMARY

SEASON	TEAM	GP-GS	MIN/AVG	Field Goals		3-Point		F-Throws		Rebounds				Scoring	
				FG-FGA	FG%	3FG-3FGA	3FG%	FT-FTA	FT%	OFF	DEF	TOT	AVG	PF-FO	A TO BLK STL PTS AVG
2020-21	UR	10-0	48/4.8	3-14	.214	2-8	.250	2-2	1.000	2	12	14	1.4	3-0	2 3 0 4 10 1.0
2021-22	UR	6-0	85/14.1	10-28	.357	8-24	.333	0-2	.000	1	18	19	3.2	0-0	1 6 3 2 28 4.7
<b>TOTAL</b>		<b>16-0</b>	<b>133/8.3</b>	<b>13-42</b>	<b>.310</b>	<b>10-32</b>	<b>.313</b>	<b>2-4</b>	<b>.500</b>	<b>3</b>	<b>30</b>	<b>33</b>	<b>2.1</b>	<b>3-0</b>	<b>3 9 3 6 38 2.4</b>

**MOLLY MRAZ**

**SENIOR**  
**5-8 / GUARD**  
**ERIE, PA.**

**VILLA MARIA ACADEMY**

**22****TOP PERFORMANCES****POINTS**

Season ..... 2 (at Hampton, 11/13/21)  
 A-10 .....  
 Career ..... 9 (2x, last vs. Rhode Island, 1/5/19)

**REBOUNDS**

Season ..... 1 (2x, last vs. Elon, 11/18/21)  
 A-10 .....  
 Career ..... 4 (@ La Salle, 1/26/19)

**ASSISTS**

Season ..... 1 (at Hampton, 11/13/21)  
 A-10 .....  
 Career ..... 5 (@ La Salle, 1/26/19)

**BLOCKS**

Season .....  
 A-10 .....  
 Career .....

**STEALS**

Season .....  
 A-10 .....  
 Career ..... 2 (4x, last vs. FAU, 11/16/19)

**FIELD GOALS MADE**

Season ..... 8 (at Hampton, 11/13/21)  
 A-11 .....  
 Career ..... 3 (2x, last vs. Rhode Island, 1/5/19)

**FIELD GOALS ATTEMPTED**

Season ..... 2 (at Hampton, 11/13/21)  
 A-10 .....  
 Career ..... 9 (@ Duquesne, 1/19/19)

**FREE-THROWS MADE**

Season .....  
 A-10 .....  
 Career ..... 3 (@ Dayton, 2/6/19)

**FREE-THROWS ATTEMPTED**

Season .....  
 A-10 .....  
 Career ..... 4 (@ Dayton, 2/6/19)

**3-POINT FIELD GOALS MADE**

Season .....  
 A-10 .....  
 Career ..... 3 (2x, last vs. Rhode Island, 1/5/19)

**3-POINT FIELD GOALS ATTEMPTED**

Season .....  
 A-10 .....  
 Career ..... 7 (2x, last @ Duquesne, 1/19/19)

**MINUTES**

Season ..... 5 (at Hampton, 11/13/21)  
 A-10 .....  
 Career ..... 36 (vs. UMass, 2/3/19)

**GAME-BY-GAME STATISTICS**

Opponent	Date	GS	MIN	Total		3-Pointers		Free throws		Rebounds				PF				PTS	
				FG-FGA	PCT	3FG-3FGA	PCT	FT-FTA	PCT	OFF	DEF	TOT	AVG	A	TO	BLK	STL	PTS	AVG
Charlotte	11/09/2021		02:00	0-0	.000	0-0	.000	0-0	.000	0	0	0	0.0	1	0	1	0	0	0.0
at Hampton	11/13/2021		05:00	1-2	.500	0-0	.000	0-0	.000	0	1	1	0.5	0	1	0	0	2	1.0
Elon	11/18/2021		00:38	0-0	.000	0-0	.000	0-0	.000	0	0	0	0.3	0	0	1	0	0	0.7
<b>Totals</b>		<b>0</b>	<b>07:38</b>	<b>1-2</b>	<b>.500</b>	<b>0-0</b>	<b>.000</b>	<b>0-0</b>	<b>.000</b>	<b>0</b>	<b>1</b>	<b>1</b>	<b>0.3</b>	<b>1</b>	<b>1</b>	<b>2</b>	<b>0</b>	<b>2</b>	<b>0.7</b>

**Player Averages**

Games Played	Minutes/game	Points/game	FG Pct	3FG Pct	FT Pct	Rebounds/game	Assists/game	Turnovers/game	Assist/Turnover ratio	Steals/game	Blocks/game
3	2.5	0.7	50.0	0.0	0.0	0.3	0.3	0.7	0.5	0.0	0.0

**AS A JUNIOR**

- Played in four games, scoring two points
- Scored a basket against George Mason and played a season-high six minutes on Jan. 26
- Grabbed three rebounds and two assists in four games

**CAREER SUMMARY**

			Field Goals		3-Point		F-Throws		Rebounds								Scoring				
SEASON TEAM	GP-GS	MIN/AVG	FG-FGA	FG%	3FG-3FGA	3FG%	FT-FTA	FT%	OFF	DEF	TOT	AVG	PF-FO	A	TO	BLK	STL	PTS	AVG		
2018-19	UR	30-23	526/17.5	20-86	.233	17-68	.250	6-8	.750	1	22	23	0.8	53-0	29	28	0	15	63	2.1	
2019-20	UR	20-0	70/3.5	0-13	.000	0-11	.000	2-2	1.000	1	5	6	0.3	13-0	7	5	0	3	2	0.1	
2020-21	UR	4-0	13/3.2	1-3	.333	0-1	.000	0-0	.000	0	3	3	0.8	1-0	2	0	0	2	0.5		
2021-22	UR	3-0	8/2.5	1-2	.500	0-0	.000	0-0	.000	0	1	1	0.3	1-0	1	2	0	2	0.7		
TOTAL			57-23	616/10.8	22-104	.212	17-80	.213	8-10	.800	2	31	33	0.6	68-0	39	35	0	18	69	1.2





# KATE KLIMKIEWICZ

**SENIOR**  
**6-0 / GUARD**  
**OAKTON, VA.**  
**BOSTON COLLEGE**  
**PAUL VI CATHOLIC**

# 24

## TOP PERFORMANCES

### POINTS

Season ..... 17 (at Virginia, 11/28/21)  
 A-10 .....  
 Career ..... 25 (vs. Gardner-Webb, 12/4/20)

### REBOUNDS

Season ..... 12 (vs. Long Beach St., 11/26/21)  
 A-10 .....  
 Career ..... 14 (vs. George Washington, 1/13/21)

### ASSISTS

Season ..... 5 (vs. Long Beach St., 11/26/21)  
 A-10 .....  
 Career ..... 5 (2x, last vs. Long Beach St., 11/26/21)

### BLOCKS

Season ..... 1 (4x, last at Virginia, 11/28/21)  
 A-10 .....  
 Career ..... 2 (4x, last @ Howard, 12/22/20)

### STEALS

Season ..... 4 (2x, last at Virginia, 11/28/21)  
 A-10 .....  
 Career ..... 8 (vs. SLU A-10 QF, 3/12/21)

### FIELD GOALS MADE

Season ..... 7 (at Hampton, 11/13/21)  
 A-10 .....  
 Career ..... 9 (vs. Gardner-Webb, 12/4/20)

### FIELD GOALS ATTEMPTED

Season ..... 13 (vs. Long Beach St., 11/26/21)  
 A-10 .....  
 Career ..... 16 (2x, last vs. Gardner-Webb, 12/4/20)

### FREE-THROWS MADE

Season ..... 5 (at Virginia, 11/28/21)  
 A-10 .....  
 Career ..... 5 (2x, last at Virginia, 11/28/21)

### FREE-THROWS ATTEMPTED

Season ..... 8 (at Virginia, 11/28/21)  
 A-10 .....  
 Career ..... 8 (at Virginia, 11/28/21)

### 3-POINT FIELD GOALS MADE

Season ..... 2 (4x, last at Virginia, 11/28/21)  
 A-10 .....  
 Career ..... 6 (vs. UMass, 2/28/21)

### 3-POINT FIELD GOALS ATTEMPTED

Season ..... 8 (vs. Charlotte, 11/9/21)  
 A-10 .....  
 Career ..... 11 (vs. UMass, 2/28/21)

### MINUTES

Season ..... 36 (at Virginia, 11/28/21)  
 A-10 .....  
 Career ..... 43 (vs. SLU A-10 QF, 3/12/21)

## GAME-BY-GAME STATISTICS

Opponent	Date	GS	MIN	Total		3-Pointers		Free throws		Rebounds				PF	A	TO	BLK	STL	PTS	AVG	
				FG-FGA	PCT	3FG-3FGA	PCT	FT-FTA	PCT	OFF	DEF	TOT	AVG								
Charlotte	11/09/2021	*	30:54	3-10	.300	2-8	.250	2-2	1.000	1	5	6	6.0	3	3	4	0	1	10	10.0	
at Hampton	11/13/2021	*	21:00	7-11	.636	2-5	.400	0-0	.000	1	2	3	4.5	1	4	1	1	3	16	13.0	
Elon	11/18/2021	*	35:56	3-9	.333	2-4	.500	0-2	.000	2	4	6	5.0	2	1	5	1	0	8	11.3	
UMBC	11/21/2021	*	25:38	1-7	.143	1-5	.200	0-0	.000	1	1	2	4.3	1	4	0	0	0	3	9.3	
vs Long Beach St.	11/26/2021	*	36:23	4-13	.308	0-5	.000	0-0	.000	4	8	12	5.8	2	5	3	1	4	8	9.0	
at Virginia	11/28/2021	*	36:40	5-10	.500	2-5	.400	5-8	.625	0	7	7	6.0	3	0	2	1	4	17	10.3	
Totals			6	186:31	23-60	.383	9-32	.281	7-12	.583	9	27	36	6.0	12	17	15	4	12	62	10.3

### Player Averages

Games Played	Minutes/game	Points/game	FG Pct	3FG Pct	FT Pct	Rebounds/game	Assists/game	Turnovers/game	Assist/Turnover ratio	Steals/game	Blocks/game
6	31.1	10.3	38.3	28.1	58.3	6.0	2.8	2.5	1.1	2.0	0.7

## AS A JUNIOR

- Named Atlantic 10 All-Conference Second Team
- Played in and started all 22 games
- Led the team in scoring at 14.3 points per game (314 points) and was top-10 in scoring in the A-10
- Finished second on the team in field goal percentage at 44.4 percent (111-for-250) and led the A-10 in three-pointers made with 49 (39.2 percent - 49-for-125)
- Shot 71.7 percent from the free throw line (43-of-60)
- Pulled down 6.9 rebounds per game (151 rebounds), posting three double-doubles
- First career double-double was against George Washington - 14 points and a career high 14 rebounds
- Second career double-double was against La Salle - 23 points, 13 rebounds
- Third career double-double was against George Washington in the A-10 Championship second round - 15 points, 11 rebounds
- Scored in double figures in 19 of 22 games
- Had a career-high 25 points against Gardner-Webb going 9-for-16 from the field
- Hit a three-pointer in 18 of 22 games, making a career-high six three-pointers against UMass
- Her A-10 scoring high was 23 points twice against Saint Joseph's and UMass
- In her final five games of the season, averaged 17.4 points per game, including 19 in the A-10 Championship quarterfinal against Saint Louis
- Led the team in steals with 43, including eight against Saint Louis in the A-10 Championship quarterfinal, third-most in a single-game in school history

## CAREER SUMMARY

SEASON	TEAM	GP-GS	MIN/AVG	Field Goals		3-Point		F-Throws		Rebounds				Scoring						
				FG-FGA	FG%	3FG-3FGA	3FG%	FT-FTA	FT%	OFF	DEF	TOT	AVG	PF-FO	A	TO	BLK	STL	PTS	AVG
2018-19	BC	13-0	44/3.4	4-13	.308	3-10	.300	1-2	.500	4	7	11	0.8	10-0	1	0	2	2	12	0.9
2019-20	UR	32-29	997/31.1	110-269	.409	51-132	.386	52-71	.732	35	117	152	4.8	89-2	50	48	14	45	323	10.1
2020-21	UR	22-22	710/32.3	111-250	.444	49-125	.392	43-60	.717	34	117	151	6.9	51-0	27	47	10	43	314	14.3
2021-22	UR	6-6	187/31.1	23-60	.383	9-32	.281	7-12	.583	9	27	36	6.0	12-0	17	15	4	12	62	10.3
TOTAL FOR UR		60-57	1894/31.6	244-579	.421	109-289	.377	102-143	.713	78	261	339	5.7	152-2	94	110	28	100	699	11.7
TOTAL		73-57	1938/26.5	248-592	.419	112-299	.375	103-145	.710	82	268	350	4.8	162-2	95	110	30	102	711	9.7

**KATIE HILL**

**25**



**FRESHMAN**  
**6-0 / GUARD**  
**COLTS NECK, N.J.**  
**SAINT JOHN VIANNEY**

**GAME-BY-GAME STATISTICS**

**TOP PERFORMANCES**

**POINTS**

Season .....  
 A-10 .....  
 Career .....

**REBOUNDS**

Season .....  
 A-10 .....  
 Career .....

**ASSISTS**

Season .....  
 A-10 .....  
 Career .....

**BLOCKS**

Season .....  
 A-10 .....  
 Career .....

**STEALS**

Season .....  
 A-10 .....  
 Career .....

**FIELD GOALS MADE**

Season .....  
 A-10 .....  
 Career .....

**FIELD GOALS ATTEMPTED**

Season .....  
 A-10 .....  
 Career .....

**FREE-THROWS MADE**

Season .....  
 A-10 .....  
 Career .....

**FREE-THROWS ATTEMPTED**

Season .....  
 A-10 .....  
 Career .....

**3-POINT FIELD GOALS MADE**

Season .....  
 A-10 .....  
 Career .....

**3-POINT FIELD GOALS ATTEMPTED**

Season .....  
 A-10 .....  
 Career .....

**MINUTES**

Season .....  
 A-10 .....  
 Career .....

**HIGH SCHOOL**

- Four-year letterwinner and three-year starter at Saint John Vianney High School
- McDonalds All-American nominee
- Two-time state champion (2020, 2021)
- Served as team captain her junior and senior year
- Two-time First Team All-Division
- First Team All-State and First Team All-Shore in 2021

**CAREER SUMMARY**



# ELAINA CHAPMAN

**JUNIOR**  
**6-3 / FORWARD**  
**RICHMOND, VA.**  
**TRINITY EPISCOPAL**

# 31

## TOP PERFORMANCES

### POINTS

Season .....  
 A-10 .....  
 Career ..... 18 (vs. George Mason, 1/26/21)

### REBOUNDS

Season .....  
 A-10 .....  
 Career ..... 14 (vs. Navy, 12/2/20)

### ASSISTS

Season .....  
 A-10 .....  
 Career ..... 4 (2x, last @ William & Mary, 12/6/20)

### BLOCKS

Season .....  
 A-10 .....  
 Career ..... 4 (@ Rhode Island, 1/7/20)

### STEALS

Season .....  
 A-10 .....  
 Career ..... 5 (@ George Washington, 1/29/21)

### FIELD GOALS MADE

Season .....  
 A-10 .....  
 Career ..... 7 (vs. George Mason, 1/26/21)

### FIELD GOALS ATTEMPTED

Season .....  
 A-10 .....  
 Career ..... 12 (@ Howard, 12/22/20)

### FREE-THROWS MADE

Season .....  
 A-10 .....  
 Career ..... 4 (4x, last @ George Mason, 1/31/21)

### FREE-THROWS ATTEMPTED

Season .....  
 A-10 .....  
 Career ..... 8 (vs. St. Bonaventure, 2/2/20)

### 3-POINT FIELD GOALS MADE

Season .....  
 A-10 .....  
 Career ..... 1 (7x, last @ Duquesne, 1/10/21)

### 3-POINT FIELD GOALS ATTEMPTED

Season .....  
 A-10 .....  
 Career ..... 5 (@ Virginia Tech, 11/25/20)

### MINUTES

Season .....  
 A-10 .....  
 Career ..... 36 (@ Howard, 12/22/20)

## GAME-BY-GAME STATISTICS

## AS A SOPHOMORE

- Played in 21 of 22 games, making 21 starts
- Finished fourth on the team in scoring at 7.0 points per game, including a career-high 18 points against George Mason
- Led the team in rebounding at 7.1 boards per game (150 rebounds)
- Posted two double-doubles against George Washington (10 points, 10 rebounds) and at Howard (13 points, 11 rebounds)
- Scored in double figures five times and pulled down 10 or more rebounds seven times
- Grabbed a career-high 14 rebounds against Navy
- Shot 40.0 percent from the field (54-for-135) and 57.4 percent from the free throw line (35-for-61)
- Came away with 18 blocks, second on the team
- Her career-game against George Mason went 7-for-11 from the field for 18 points and eight rebounds
- Swiped four steals against George Washington in the A-10 Championship second round
- Played a career-high 36 minutes at Howard, scoring 13 points with 11 rebounds

## CAREER SUMMARY

		Field Goals					3-Point		F-Throws		Rebounds								Scoring			
SEASON	TEAM	GP-GS	MIN	AVG	FG-FGA	FG%	3FG-FGA	3FG%	FT-FTA	FT%	OFF	DEF	TOT	AVG	PF-FO	AST	TO	BLK	STL	PTS	AVG	
2019-20	UR	32-2	590	18.4	48-125	.384	4-18	.222	41-77	.532	38	110	148	4.6	50-0	25	56	31	19	141	4.4	
2020-21	UR	21-21	556	26.5	54-135	.400	4-15	.267	35-61	.574	49	101	150	7.1	48-1	28	47	18	26	147	7.0	
TOTAL		53-23	1146	21.6	102-260	.392	8-33	.242	76-138	.551	87	211	298	5.6	98-1	53	103	49	45	288	5.4	



# SIOBHAN RYAN

**SOPHOMORE**  
**6-0 / GUARD**  
**BUFFALO, N.Y.**  
**SACRED HEART ACADEMY**

# 32

## TOP PERFORMANCES

### POINTS

Season .....22 (vs. UMBC, 11/21/21)  
 A-10 .....  
 Career .....22 (vs. UMBC, 11/21/21)

### REBOUNDS

Season .....6 (vs. UMBC, 11/21/21)  
 A-10 .....  
 Career .....12 (@ Howard, 12/22/20)

### ASSISTS

Season .....3 (at Hampton, 11/13/21)  
 A-10 .....  
 Career .....4 (2x, last @ Saint Louis, 2/14/21)

### BLOCKS

Season .....1 (vs. Elon, 11/18/21)  
 A-10 .....  
 Career .....1 (6x, last vs. Elon, 11/18/21)

### STEALS

Season .....2 (vs. Elon, 11/18/21)  
 A-10 .....  
 Career .....2 (2x, last vs. Elon, 11/18/21)

### FIELD GOALS MADE

Season .....8 (vs. UMBC, 11/21/21)  
 A-10 .....  
 Career .....8 (vs. UMBC, 11/21/21)

### FIELD GOALS ATTEMPTED

Season .....13 (vs. UMBC, 11/21/21)  
 A-10 .....  
 Career .....15 (@ Howard, 12/22/20)

### FREE-THROWS MADE

Season .....2 (at Hampton, 11/13/21)  
 A-10 .....  
 Career .....2 (7x, last at Hampton, 11/13/21)

### FREE-THROWS ATTEMPTED

Season .....3 (at Hampton, 11/13/21)  
 A-10 .....  
 Career .....3 (2x, last at Hampton, 11/13/21)

### 3-POINT FIELD GOALS MADE

Season .....6 (vs. UMBC, 11/21/21)  
 A-10 .....  
 Career .....6 (vs. UMBC, 11/21/21)

### 3-POINT FIELD GOALS ATTEMPTED

Season .....11 (vs. UMBC, 11/21/21)  
 A-10 .....  
 Career .....11 (2x, last vs. UMBC, 11/21/21)

### MINUTES

Season .....38 (vs. UMBC, 11/21/21)  
 A-10 .....  
 Career .....38 (2x, last vs. UMBC, 11/21/21)

## GAME-BY-GAME STATISTICS

Opponent	Date	GS	MIN	Total		3-Pointers		Free throws		Rebounds				PF	A	TO	BLK	STL	PTS	AVG	
				FG-FGA	PCT	3FG-3FGA	PCT	FT-FTA	PCT	OFF	DEF	TOT	AVG								
Charlotte	11/09/2021	*	26:44	1-5	.200	0-4	.000	0-0	.000	0	1	1	1.0	4	1	4	0	1	2	2.0	
at Hampton	11/13/2021	*	24:00	6-7	.857	2-3	.667	2-3	.667	0	3	3	2.0	2	3	1	0	0	16	9.0	
Elon	11/18/2021	*	22:00	1-5	.200	0-2	.000	1-2	.500	1	2	3	2.3	0	0	1	1	2	3	7.0	
UMBC	11/21/2021	*	37:50	8-13	.615	6-11	.545	0-0	.000	0	6	6	3.3	2	2	4	0	0	22	10.8	
vs Long Beach St.	11/26/2021	*	15:50	0-4	.000	0-1	.000	1-2	.500	1	0	1	2.8	1	0	2	0	0	1	8.8	
at Virginia	11/28/2021	*	21:28	1-2	.500	0-1	.000	0-0	.000	0	3	3	2.8	0	1	3	0	0	2	7.7	
Totals			6	147:51	17-36	.472	8-22	.364	4-7	.571	2	15	17	2.8	9	7	15	1	3	46	7.7

### Player Averages

Games Played	Minutes/game	Points/game	FG Pct	3FG Pct	FT Pct	Rebounds/game	Assists/game	Turnovers/game	Assist/Turnover ratio	Steals/game	Blocks/game
6	24.6	7.7	47.2	36.4	57.1	2.8	1.2	2.5	0.5	0.5	0.2

## AS A FRESHMAN

- Appeared in all 22 games, making six starts
- Averaged 5.1 points per game (113 points) and 2.2 rebounds per game
- Shot 34.5 percent from the field (40-for-116) and made 15 three-pointers
- Scored in double figures three times against Navy (13 points), Gardner-Webb (13 points) and at Howard (12 points)
- Finished with nine points at Rhode Island off 3-for-6 shooting
- Posted her first career double-double with 12 points and a career high 12 rebounds at Howard
- In 22 games, pulled down 49 rebounds, 23 assists, five blocks and six steals
- Added 8 points off two three-pointers and was 2-for-2 at the free throw line at W&M
- Made her first collegiate start against Virginia Tech
- Scored nine points in her debut off 4-for-7 shooting against the Hokies
- Dished out three assists and grabbed two rebounds at VT

## CAREER SUMMARY

			Field Goals		3-Point		F-Throws		Rebounds								Scoring			
SEASON TEAM	GP-GS	MIN/AVG	FG-FGA	FG%	3FG-3FGA	3FG%	FT-FTA	FT%	OFF	DEF	TOT	AVG	PF-FO	A	TO	BLK	STL	PTS	AVG	
2020-21	UR	22-6	412/18.7	40-116	.345	15-66	.227	18-25	.720	13	36	49	2.2	33-0	23	36	5	6	113	5.1
2021-22	UR	6-6	148/24.6	17-36	.472	8-22	.364	4-7	.571	2	15	17	2.8	9-0	7	15	1	3	46	7.7
TOTAL		28-12	559/20.0	57-152	.375	23-88	.261	22-32	.688	15	51	66	2.4	42-0	30	51	6	9	159	5.7



**MAYA ETTLE**

**SOPHOMORE**  
**6-4 / FORWARD**  
**BETHLEHAM, PA.**  
**MORAVIAN ACADEMY**

**33****TOP PERFORMANCES****POINTS**

Season .....  
 A-10 .....  
 Career ..... 11 (vs. George Mason, 1/26/21)

**REBOUNDS**

Season .....  
 A-10 .....  
 Career ..... 5 (vs. George Mason, 1/26/21)

**ASSISTS**

Season .....  
 A-10 .....  
 Career .....

**BLOCKS**

Season .....  
 A-10 .....  
 Career ..... 2 (@ George Mason, 1/31/21)

**STEALS**

Season .....  
 A-10 .....  
 Career ..... 1 (vs. George Mason, 1/26/21)

**FIELD GOALS MADE**

Season .....  
 A-10 .....  
 Career ..... 4 (vs. George Mason, 1/26/21)

**FIELD GOALS ATTEMPTED**

Season .....  
 A-10 .....  
 Career ..... 7 (vs. George Mason, 1/26/21)

**FREE-THROWS MADE**

Season .....  
 A-10 .....  
 Career ..... 2 (@ George Mason, 1/31/21)

**FREE-THROWS ATTEMPTED**

Season .....  
 A-10 .....  
 Career ..... 2 (@ George Mason, 1/31/21)

**3-POINT FIELD GOALS MADE**

Season .....  
 A-10 .....  
 Career ..... 3 (vs. George Mason, 1/26/21)

**3-POINT FIELD GOALS ATTEMPTED**

Season .....  
 A-10 .....  
 Career ..... 3 (vs. George Mason, 1/26/21)

**MINUTES**

Season .....  
 A-10 .....  
 Career ..... 13 (vs. George Mason, 1/26/21)

**GAME-BY-GAME STATISTICS****AS A FRESHMAN**

- Appeared in 14 games, averaging 1.1 points per game (15 points)
- Grabbed 13 rebounds in 14 games and finished with three blocks
- Scored a career-high 11 points off 4-for-7 shooting and was a perfect 3-of-3 from the three-point line against George Mason
- Finished with a career-high five rebounds against George Mason
- Also scored baskets on the road at George Mason and at Dayton

**CAREER SUMMARY**

			Field Goals		3-Point		F-Throws		Rebounds							Scoring				
SEASON	TEAM	GP-GS	MIN/AVG	FG-FGA	FG%	3FG-3FGA	3FG%	FT-FTA	FT%	OFF	DEF	TOT	AVG	PF-FO	A	TO	BLK	STL	PTS	AVG
2020-21	UR	14-0	54/3.8	5-16	.313	3-7	.429	2-2	1.000	3	10	13	0.9	7-0	0	3	3	1	15	1.1
TOTAL		14-0	54/3.8	5-16	.313	3-7	.429	2-2	1.000	3	10	13	0.9	7-0	0	3	3	1	15	1.1



# ANGEL BURGOS

**JUNIOR**  
**5-8 / GUARD**  
**RICHMOND, VA.**  
**TRINITY EPISCOPAL**

# 41

## TOP PERFORMANCES

### POINTS

Season ..... 1 (at Hampton, 11/13/21)  
 A-10 .....  
 Career ..... 13 (@ Dayton, 3/6/20)

### REBOUNDS

Season ..... 1 (at Hampton, 11/13/21)  
 A-10 .....  
 Career ..... 5 (@ Dayton, 3/6/20)

### ASSISTS

Season ..... 1 (vs. Charlotte, 11/9/21)  
 A-10 .....  
 Career ..... 2 (3x, last vs. George Mason, 1/26/21)

### BLOCKS

Season .....  
 A-10 .....  
 Career ..... 1 (2x, last @ UMass, 1/29/20)

### STEALS

Season .....  
 A-10 .....  
 Career ..... 3 (vs. Duquesne, 2/12/20)

### FIELD GOALS MADE

Season .....  
 A-10 .....  
 Career ..... 5 (@ Dayton, 3/6/20)

### FIELD GOALS ATTEMPTED

Season ..... 2 (vs. Charlotte, 11/9/21)  
 A-10 .....  
 Career ..... 7 (@ Dayton, 3/6/20)

### FREE-THROWS MADE

Season ..... 1 (at Hampton, 11/13/21)  
 A-10 .....  
 Career ..... 2 (2x, last @ Dayton, 3/6/20)

### FREE-THROWS ATTEMPTED

Season ..... 2 (at Hampton, 11/13/21)  
 A-10 .....  
 Career ..... 4 (@ Dayton, 3/6/20)

### 3-POINT FIELD GOALS MADE

Season .....  
 A-10 .....  
 Career ..... 1 (@ Dayton, 3/6/20)

### 3-POINT FIELD GOALS ATTEMPTED

Season ..... 1 (vs. Charlotte, 11/9/21)  
 A-10 .....  
 Career ..... 2 (vs. Duquesne, 2/12/20)

### MINUTES

Season ..... 6 (at Hampton, 11/13/21)  
 A-10 .....  
 Career ..... 18 (@ Dayton, 3/6/20)

## GAME-BY-GAME STATISTICS

Opponent	Date	GS	MIN	Total		3-Pointers		Free throws		Rebounds				PF	A	TO	BLK	STL	PTS	AVG
				FG-FGA	PCT	3FG-3FGA	PCT	FT-FTA	PCT	OFF	DEF	TOT	AVG							
Charlotte	11/09/2021		03:11	0-2	.000	0-1	.000	0-0	.000	0	0	0	0.0	0	1	0	0	0	0	0.0
at Hampton	11/13/2021		06:00	0-0	.000	0-0	.000	1-2	.500	1	0	1	0.5	2	0	0	0	0	1	0.5
Elon	11/18/2021		02:09	0-1	.000	0-0	.000	0-0	.000	0	0	0	0.3	0	0	1	0	0	0	0.3
<b>Totals</b>		<b>0</b>	<b>11:20</b>	<b>0-3</b>	<b>.000</b>	<b>0-1</b>	<b>.000</b>	<b>1-2</b>	<b>.500</b>	<b>1</b>	<b>0</b>	<b>1</b>	<b>0.3</b>	<b>2</b>	<b>1</b>	<b>1</b>	<b>0</b>	<b>0</b>	<b>1</b>	<b>0.3</b>

### Player Averages

Games Played	Minutes/game	Points/game	FG Pct	3FG Pct	FT Pct	Rebounds/game	Assists/game	Turnovers/game	Assist/Turnover ratio	Steals/game	Blocks/game
3	3.8	0.3	0.0	0.0	50.0	0.3	0.3	0.3	1.0	0.0	0.0

## AS A SOPHOMORE

- Played in eight games, scoring five points
- Scored two points in the season opener at Virginia Tech, an offensive rebound and dished out an assist
- Made a basket against George Mason and played a season-high nine minutes on Jan. 26
- Grabbed four rebounds, three assists and one steal in eight games

## CAREER SUMMARY

				Field Goals		3-Point		F-Throws		Rebounds				Scoring						
SEASON	TEAM	GP-GS	MIN/AVG	FG-FGA	FG%	3FG-3FGA	3FG%	FT-FTA	FT%	OFF	DEF	TOT	AVG	PF-FO	A	TO	BLK	STL	PTS	AVG
2019-20	UR	18-0	107/6.0	11-21	.524	1-7	.143	4-6	.667	3	16	19	1.1	15-0	9	13	2	5	27	1.5
2020-21	UR	8-0	33/4.1	2-5	.400	0-0	.000	1-4	.250	2	2	4	0.5	5-0	3	4	0	1	5	0.6
2021-22	UR	3-0	11/3.8	0-3	.000	0-1	.000	1-2	.500	1	0	1	0.3	2-0	1	1	0	0	1	0.3
<b>TOTAL</b>		<b>29-0</b>	<b>151/5.2</b>	<b>13-29</b>	<b>.448</b>	<b>1-8</b>	<b>.125</b>	<b>6-12</b>	<b>.500</b>	<b>6</b>	<b>18</b>	<b>24</b>	<b>0.8</b>	<b>22-0</b>	<b>13</b>	<b>18</b>	<b>2</b>	<b>6</b>	<b>33</b>	<b>1.1</b>

# COMBINED STATS



## 2021-22 Richmond Women's Basketball Combined Team Statistics All games

Page 1/1  
as of Nov 29, 2021

### Game Records

Record	Overall	Home	Away	Neutral
ALL GAMES	3-3	1-2	2-0	0-1
CONFERENCE	0-0	0-0	0-0	0-0
NON-CONFERENCE	3-3	1-2	2-0	0-1

### Score by Periods

Team	1st	2nd	3rd	4th	OT	TOT
Richmond	132	125	61	67	0	385
Opponents	99	96	92	75	0	362

### Team Box Score

No.	Player				Total		3-Point		F-Throw		Rebounds													
		GP-GS	MIN	AVG	FG-FGA	FG%	3FG-3FGA	3FG%	FT-FTA	FT%	OFF	DEF	TOT	AVG	PF	DQ	A	TO	BLK	STL	PTS	AVG		
20	BUDNIK, Addie	6-6	207:45	34.6	37-59	.627	10-21	.476	9-14	.643	11	30	41	6.8	10	0	18	14	26	1	93	15.5		
24	KLIMKIEWICZ, Kate	6-6	186:31	31.1	23-60	.383	9-32	.281	7-12	.583	9	27	36	6.0	12	0	17	15	4	12	62	10.3		
1	TOWNSEND, Grace	6-6	185:07	30.9	20-46	.435	4-12	.333	13-16	.813	2	22	24	4.0	14	0	23	21	1	8	57	9.5		
32	RYAN, Siobhan	6-6	147:51	24.6	17-36	.472	8-22	.364	4-7	.571	2	15	17	2.8	9	0	7	15	1	3	46	7.7		
15	SQUIRES, Emma	6-3	115:48	19.3	14-32	.438	4-15	.267	4-4	1.000	5	10	15	2.5	14	0	7	11	8	5	36	6.0		
21	LEWANDOWSKI, Kylee	6-0	84:54	14.1	10-28	.357	8-24	.333	0-2	.000	1	18	19	3.2	0	0	1	6	3	2	28	4.7		
0	BOONE, Sydney	6-0	45:55	7.7	9-25	.360	5-11	.455	2-5	.400	1	8	9	1.5	6	0	7	7	0	0	25	4.2		
10	NEFF, Madelyn	3-0	14:38	4.9	3-6	.500	1-2	.500	0-0	.000	1	3	4	1.3	1	0	0	0	3	1	7	2.3		
11	WILLIAMS, Cayla	6-3	113:26	18.9	6-23	.261	0-9	.000	0-0	.000	5	15	20	3.3	15	1	7	6	3	5	12	2.0		
12	HOLT, Claire	6-0	43:38	7.3	3-11	.273	2-7	.286	2-2	1.000	0	3	3	0.5	0	0	3	1	1	2	10	1.7		
2	CARPENTER, Aniyah	5-0	35:29	7.1	2-6	.333	2-5	.400	0-0	.000	2	3	5	1.0	1	0	0	2	0	0	6	1.2		
22	MRAZ, Molly	3-0	07:38	2.5	1-2	.500	0-0	.000	0-0	.000	0	1	1	0.3	1	0	1	2	0	0	2	0.7		
41	BURGOS, Angel	3-0	11:20	3.8	0-3	.000	0-1	.000	1-2	.500	1	0	1	0.3	2	0	1	1	0	0	1	0.3		
Team											9	19	28					3						
Total		6	1200		145-337	.430	53-161	.329	42-64	.656	49	174	223	37.2	85	1	92	104	50	39	385	64.2		
Opponents		6	1200		141-397	.355	24-103	.233	56-84	.667	94	152	246	41.0	77	0	84	84	15	52	362	60.3		

### Team Statistics

	UR	OPP
<b>Scoring</b>	<b>385</b>	<b>362</b>
Points per game	64.2	60.3
Scoring margin	+3.8	-
<b>Field goals-att</b>	<b>145-337</b>	<b>141-397</b>
Field goal pct	.430	.355
<b>3 point fg-att</b>	<b>53-161</b>	<b>24-103</b>
3-point FG pct	.329	.233
3-pt FG made per game	8.8	4.0
<b>Free throws-att</b>	<b>42-64</b>	<b>56-84</b>
Free throw pct	.656	.667
F-Throws made per game	7.0	9.3
<b>Rebounds</b>	<b>223</b>	<b>246</b>
Rebounds per game	37.2	41.0
Rebounding margin	-3.8	-
<b>Assists</b>	<b>92</b>	<b>84</b>
Assists per game	15.3	14.0
<b>Turnovers</b>	<b>104</b>	<b>84</b>
Turnovers per game	17.3	14.0
Turnover margin	-3.3	-
Assist/turnover ratio	0.9	1.0
<b>Steals</b>	<b>39</b>	<b>52</b>
Steals per game	6.5	8.7
<b>Blocks</b>	<b>50</b>	<b>15</b>
Blocks per game	8.3	2.5
<b>Winning streak</b>	<b>1</b>	<b>-</b>
Home win streak	1	-
<b>Attendance</b>	<b>1935</b>	<b>1670</b>
Home games-Avg/Game	3-645	2-835
Neutral site-Avg/Game	-	1-1498

### Team Results

Date	Opponent		Score	Att.
11/09/2021	Charlotte	L	45-63	633
11/13/2021	at Hampton	W	96-47	0
11/18/2021	Elon	L	50-71	653
11/21/2021	UMBC	W	76-64	649
11/26/2021	vs Long Beach St.	L	44-52	1498
11/28/2021	at Virginia	W	74-65	1670

# OVERALL SEASON STATS



## 2021-22 Richmond Women's Basketball Season Box Score All games

Page 1/1  
as of Nov 30, 2021

### Game Records

Record	Overall	Home	Away	Neutral
ALL GAMES	3-3	1-2	2-0	0-1
CONFERENCE	0-0	0-0	0-0	0-0
NON-CONFERENCE	3-3	1-2	2-0	0-1

### Team Box Score

No.	Player				Total		3-Point		F-Throw		Rebounds														
		GP-GS	MIN	AVG	FG-FGA	FG%	3FG-3FGA	3FG%	FT-FTA	FT%	OFF	DEF	TOT	AVG	PF	DQ	A	TO	BLK	STL	PTS	AVG			
20	BUDNIK, Addie	6-6	207:45	34.6	37-59	.627	10-21	.476	9-14	.643	11	30	41	6.8	10	0	18	14	26	1	93	15.5			
24	KLIMKIEWICZ, Kate	6-6	186:31	31.1	23-60	.383	9-32	.281	7-12	.583	9	27	36	6.0	12	0	17	15	4	12	62	10.3			
1	TOWNSEND, Grace	6-6	185:07	30.9	20-46	.435	4-12	.333	13-16	.813	2	22	24	4.0	14	0	23	21	1	8	57	9.5			
32	RYAN, Siobhan	6-6	147:51	24.6	17-36	.472	8-22	.364	4-7	.571	2	15	17	2.8	9	0	7	15	1	3	46	7.7			
15	SQUIRES, Emma	6-3	115:48	19.3	14-32	.438	4-15	.267	4-4	1.000	5	10	15	2.5	14	0	7	11	8	5	36	6.0			
21	LEWANDOWSKI, Kylee	6-0	84:54	14.1	10-28	.357	8-24	.333	0-2	.000	1	18	19	3.2	0	0	1	6	3	2	28	4.7			
0	BOONE, Sydney	6-0	45:55	7.7	9-25	.360	5-11	.455	2-5	.400	1	8	9	1.5	6	0	7	7	0	0	25	4.2			
10	NEFF, Madelyn	3-0	14:38	4.9	3-6	.500	1-2	.500	0-0	.000	1	3	4	1.3	1	0	0	0	3	1	7	2.3			
11	WILLIAMS, Cayla	6-3	113:26	18.9	6-23	.261	0-9	.000	0-0	.000	5	15	20	3.3	15	1	7	6	3	5	12	2.0			
12	HOLT, Claire	6-0	43:38	7.3	3-11	.273	2-7	.286	2-2	1.000	0	3	3	0.5	0	0	3	1	1	2	10	1.7			
2	CARPENTER, Aniyah	5-0	35:29	7.1	2-6	.333	2-5	.400	0-0	.000	2	3	5	1.0	1	0	0	2	0	0	6	1.2			
22	MRAZ, Molly	3-0	07:38	2.5	1-2	.500	0-0	.000	0-0	.000	0	1	1	0.3	1	0	1	2	0	0	2	0.7			
41	BURGOS, Angel	3-0	11:20	3.8	0-3	.000	0-1	.000	1-2	.500	1	0	1	0.3	2	0	1	1	0	0	1	0.3			
Team											9	19	28				3								
Total		6	1200		145-337	.430	53-161	.329	42-64	.656	49	174	223	37.2	85	1	92	104	50	39	385	64.2			
Opponents		6	1200		141-397	.355	24-103	.233	56-84	.667	94	152	246	41.0	77	0	84	84	15	52	362	60.3			

### Score by Periods

Team	1st	2nd	3rd	4th	OT	TOT
Richmond	132	125	61	67	0	385
Opponents	99	96	92	75	0	362



# CONFERENCE ONLY STATS (FROM 2020-21)



## 2020-21 Richmond Women's Basketball Season Box Score In Conference games

Page 1/1  
as of Nov 08, 2021

### Game Records

Record	Overall	Home	Away	Neutral
ALL GAMES	9-6	4-2	5-3	0-1
CONFERENCE	9-6	4-2	5-3	0-1
NON-CONFERENCE	0-0	0-0	0-0	0-0

### Team Box Score

No.	Player				Total		3-Point		F-Throw		Rebounds													
		GP-GS	MIN	AVG	FG-FGA	FG%	3FG-3FGA	3FG%	FT-FTA	FT%	OFF	DEF	TOT	AVG	PF	DQ	A	TO	BLK	STL	PTS	AVG		
24	KLIMKIEWICZ, Kate	15-15	473:41	31.6	77-168	.458	39-84	.464	25-33	.758	25	77	102	6.8	35	0	17	29	4	22	218	14.5		
20	BUDNIK, Addie	15-15	512:54	34.2	66-137	.482	17-49	.347	22-25	.880	21	53	74	4.9	31	0	31	32	40	12	171	11.4		
31	CHAPMAN, Elaina	15-15	387:33	25.8	39-88	.443	1-8	.125	28-52	.538	31	66	97	6.5	30	1	15	32	13	14	107	7.1		
1	TOWNSEND, Grace	15-0	299:39	20.0	26-65	.400	6-16	.375	32-44	.727	10	40	50	3.3	21	0	54	29	1	15	90	6.0		
12	HOLT, Claire	14-13	300:01	21.4	28-97	.289	10-50	.200	15-21	.714	12	16	28	2.0	15	0	18	23	0	3	81	5.8		
13	PARSON, Alex	15-15	312:03	20.8	28-80	.350	11-34	.324	8-12	.667	14	33	47	3.1	37	2	31	25	2	11	75	5.0		
15	SQUIRES, Emma	8-0	91:38	11.5	11-28	.393	2-8	.250	9-11	.818	7	10	17	2.1	12	0	2	10	4	4	33	4.1		
32	RYAN, Siobhan	15-1	250:07	16.7	19-63	.302	7-37	.189	13-18	.722	7	23	30	2.0	20	0	14	19	1	5	58	3.9		
2	CARPENTER, Aniyah	13-0	153:47	11.8	15-49	.306	10-34	.294	1-2	.500	6	15	21	1.6	12	0	5	12	2	6	41	3.2		
3	SATTER, Celia	2-0	05:31	2.8	2-5	.400	1-4	.250	0-0	.000	0	0	0	0.0	0	0	1	1	0	0	5	2.5		
30	FEE, Kailyn	5-1	17:54	3.6	4-10	.400	4-10	.400	0-0	.000	0	1	1	0.2	0	0	2	0	0	0	12	2.4		
33	ETTLE, Maya	9-0	46:17	5.1	5-16	.313	3-7	.429	2-2	1.000	3	8	11	1.2	6	0	0	3	2	1	15	1.7		
21	LEWANDOWSKI, Kylee	6-0	35:50	6.0	3-9	.333	2-5	.400	2-2	1.000	1	11	12	2.0	1	0	1	1	0	2	10	1.7		
10	NEFF, Madelyn	13-0	88:19	6.8	7-13	.538	2-6	.333	1-2	.500	3	10	13	1.0	7	0	6	7	1	0	17	1.3		
22	MRAZ, Molly	2-0	09:00	4.5	1-2	.500	0-1	.000	0-0	.000	0	3	3	1.5	1	0	2	0	0	0	2	1.0		
41	BURGOS, Angel	4-0	15:45	3.9	1-4	.250	0-0	.000	0-2	.000	1	1	2	0.5	1	0	2	1	0	1	2	0.5		
Team											30	41	71					15						
Total		15	3000		332-834	.398	115-353	.326	158-226	.699	171	408	579	38.6	229	3	201	239	70	96	937	62.5		
Opponents		15	3000		336-940	.357	90-300	.300	151-209	.722	228	357	585	39.0	242	2	197	203	43	106	913	60.9		

### Score by Periods

Team	1st	2nd	3rd	4th	OT	TOT
Richmond	231	231	244	231	0	937
Opponents	210	218	232	253	0	913

# SEASON RESULTS



2021-22 Richmond Women's Basketball  
Season Schedule/Results & Leaders  
All games

Page 1/1  
as of Nov 30, 2021

## Game Records

Record	Overall	Home	Away	Neutral
ALL GAMES	3-3	1-2	2-0	0-1
CONFERENCE	0-0	0-0	0-0	0-0
NON-CONFERENCE	3-3	1-2	2-0	0-1

## Team Results

Date	Opponent		Score	Att.	High Points	High Rebounds
11/09/2021	Charlotte	L	45-63	633	(16) BUDNIK, Addie	(10) BUDNIK, Addie
11/13/2021	at Hampton	W	96-47	0	(16) KLIMKIEWICZ, Kate (16) RYAN, Siobhan	(11) LEWANDOWSKI, Kylee
11/18/2021	Elon	L	50-71	653	(15) BUDNIK, Addie	(7) BUDNIK, Addie
11/21/2021	UMBC	W	76-64	649	(23) BUDNIK, Addie	(7) BUDNIK, Addie
11/26/2021	vs Long Beach St.	L	44-52	1498	(14) BUDNIK, Addie	(12) KLIMKIEWICZ, Kate
11/28/2021	at Virginia	W	74-65	1670	(20) BUDNIK, Addie	(7) KLIMKIEWICZ, Kate

## Attendance Summary

	Games	Attend	Avg/Game
Home	3	1935	645
Away	2	1670	835
Neutral	1	1498	1498
<b>Total</b>	<b>6</b>	<b>5103</b>	<b>851</b>

# CATEGORY LEADERS



## 2021-22 Richmond Women's Basketball Category Leaders All games

Page 1/3  
as of Nov 30, 2021

### Points

##	Player	G	Pts	Pts/G
20	Budnik, Addie	6	93	15.5
24	Klimkiewicz, Kate	6	62	10.3
1	Townsend, Grace	6	57	9.5
32	Ryan, Siobhan	6	46	7.7
15	Squires, Emma	6	36	6.0
21	Lewandowski, Kylee	6	28	4.7
0	Boone, Sydney	6	25	4.2
11	Williams, Cayla	6	12	2.0
12	Holt, Claire	6	10	1.7
10	Neff, Madelyn	3	7	2.3
2	Carpenter, Aniyah	5	6	1.2
22	Mraz, Molly	3	2	0.7
41	Burgos, Angel	3	1	0.3

### Scoring Average

##	Player	G	Pts	Pts/G
20	Budnik, Addie	6	93	15.5
24	Klimkiewicz, Kate	6	62	10.3
1	Townsend, Grace	6	57	9.5
32	Ryan, Siobhan	6	46	7.7
15	Squires, Emma	6	36	6.0
21	Lewandowski, Kylee	6	28	4.7
0	Boone, Sydney	6	25	4.2
10	Neff, Madelyn	3	7	2.3
11	Williams, Cayla	6	12	2.0
12	Holt, Claire	6	10	1.7
2	Carpenter, Aniyah	5	6	1.2
22	Mraz, Molly	3	2	0.7
41	Burgos, Angel	3	1	0.3

### Field Goal Percentage

##	Player	FG	Att	Pct
20	Budnik, Addie	37	59	.627
10	Neff, Madelyn	3	6	.500
22	Mraz, Molly	1	2	.500
32	Ryan, Siobhan	17	36	.472
15	Squires, Emma	14	32	.438
1	Townsend, Grace	20	46	.435
24	Klimkiewicz, Kate	23	60	.383
0	Boone, Sydney	9	25	.360
21	Lewandowski, Kylee	10	28	.357
2	Carpenter, Aniyah	2	6	.333
12	Holt, Claire	3	11	.273
11	Williams, Cayla	6	23	.261

### Field Goal Attempts

##	Player	G	Att	Att/G
24	Klimkiewicz, Kate	6	60	10.0
20	Budnik, Addie	6	59	9.8
1	Townsend, Grace	6	46	7.7
32	Ryan, Siobhan	6	36	6.0
15	Squires, Emma	6	32	5.3

### Field Goals Made

##	Player	G	Made	Made/G
20	Budnik, Addie	6	37	6.2
24	Klimkiewicz, Kate	6	23	3.8
1	Townsend, Grace	6	20	3.3
32	Ryan, Siobhan	6	17	2.8
15	Squires, Emma	6	14	2.3

### 3-Point FG Percentage

##	Player	3FG	Att	Pct
10	Neff, Madelyn	1	2	.500
20	Budnik, Addie	10	21	.476
0	Boone, Sydney	5	11	.455
2	Carpenter, Aniyah	2	5	.400
32	Ryan, Siobhan	8	22	.364
1	Townsend, Grace	4	12	.333
21	Lewandowski, Kylee	8	24	.333
12	Holt, Claire	2	7	.286
24	Klimkiewicz, Kate	9	32	.281
15	Squires, Emma	4	15	.267

### 3-Point FG Attempts

##	Player	G	Att	Att/G
24	Klimkiewicz, Kate	6	32	5.3
21	Lewandowski, Kylee	6	24	4.0
32	Ryan, Siobhan	6	22	3.7
20	Budnik, Addie	6	21	3.5
15	Squires, Emma	6	15	2.5

### 3-Point FG Made

##	Player	G	Made	Made/G
20	Budnik, Addie	6	10	1.7
24	Klimkiewicz, Kate	6	9	1.5
32	Ryan, Siobhan	6	8	1.3
21	Lewandowski, Kylee	6	8	1.3
0	Boone, Sydney	6	5	0.8

# CATEGORY LEADERS



## 2021-22 Richmond Women's Basketball Category Leaders All games

Page 2/3  
as of Nov 30, 2021

### Free Throw Percentage

##	Player	Made	Att	Pct
12	Holt, Claire	2	2	1.000
15	Squires, Emma	4	4	1.000
1	Townsend, Grace	13	16	.813
20	Budnik, Addie	9	14	.643
24	Klimkiewicz, Kate	7	12	.583
32	Ryan, Siobhan	4	7	.571
41	Burgos, Angel	1	2	.500
0	Boone, Sydney	2	5	.400

### Free Throw Attempts

##	Player	G	Att	Att/G
1	Townsend, Grace	6	16	2.7
20	Budnik, Addie	6	14	2.3
24	Klimkiewicz, Kate	6	12	2.0
32	Ryan, Siobhan	6	7	1.2
0	Boone, Sydney	6	5	0.8

### Free Throws Made

##	Player	G	Made	Made/G
1	Townsend, Grace	6	13	2.2
20	Budnik, Addie	6	9	1.5
24	Klimkiewicz, Kate	6	7	1.2
32	Ryan, Siobhan	6	4	0.7
15	Squires, Emma	6	4	0.7

### Rebounds

##	Player	G	Reb	Reb/G
20	Budnik, Addie	6	41	6.8
24	Klimkiewicz, Kate	6	36	6.0
1	Townsend, Grace	6	24	4.0
11	Williams, Cayla	6	20	3.3
21	Lewandowski, Kylee	6	19	3.2

### Assists

##	Player	G	Ast	Ast/G
1	Townsend, Grace	6	23	3.8
20	Budnik, Addie	6	18	3.0
24	Klimkiewicz, Kate	6	17	2.8
32	Ryan, Siobhan	6	7	1.2
15	Squires, Emma	6	7	1.2

### Rebounds Average

##	Player	G	Reb	Reb/G
20	Budnik, Addie	6	41	6.8
24	Klimkiewicz, Kate	6	36	6.0
1	Townsend, Grace	6	24	4.0
11	Williams, Cayla	6	20	3.3
21	Lewandowski, Kylee	6	19	3.2

### Steals

##	Player	G	Stl	Stl/G
24	Klimkiewicz, Kate	6	12	2.0
1	Townsend, Grace	6	8	1.3
15	Squires, Emma	6	5	0.8
11	Williams, Cayla	6	5	0.8
32	Ryan, Siobhan	6	3	0.5

### Offensive Rebounds

##	Player	G	OReb	OReb/G
20	Budnik, Addie	6	11	1.8
24	Klimkiewicz, Kate	6	9	1.5
15	Squires, Emma	6	5	0.8
11	Williams, Cayla	6	5	0.8
1	Townsend, Grace	6	2	0.3

### Blocked Shots

##	Player	G	Blk	Blk/G
20	Budnik, Addie	6	26	4.3
15	Squires, Emma	6	8	1.3
24	Klimkiewicz, Kate	6	4	0.7
21	Lewandowski, Kylee	6	3	0.5
10	Neff, Madelyn	3	3	1.0

### Defensive Rebounds

##	Player	G	DReb	DReb/G
20	Budnik, Addie	6	30	5.0
24	Klimkiewicz, Kate	6	27	4.5
1	Townsend, Grace	6	22	3.7
21	Lewandowski, Kylee	6	18	3.0
32	Ryan, Siobhan	6	15	2.5

### Minutes

##	Player	G	Min	Min/G
20	Budnik, Addie	6	208	34:38
24	Klimkiewicz, Kate	6	187	31:05
1	Townsend, Grace	6	185	30:51
32	Ryan, Siobhan	6	148	24:39
15	Squires, Emma	6	116	19:18



# CATEGORY LEADERS



## 2021-22 Richmond Women's Basketball Category Leaders All games

Page 3/3  
as of Nov 30, 2021

### Fouls

##	Player	G	PF	PF/G
11	Williams, Cayla	6	15	2.5
1	Townsend, Grace	6	14	2.3
15	Squires, Emma	6	14	2.3
24	Klimkiewicz, Kate	6	12	2.0
20	Budnik, Addie	6	10	1.7

### Turnovers

##	Player	G	TO	TO/G
1	Townsend, Grace	6	21	3.5
24	Klimkiewicz, Kate	6	15	2.5
32	Ryan, Siobhan	6	15	2.5
20	Budnik, Addie	6	14	2.3
15	Squires, Emma	6	11	1.8

### Foul Outs

##	Player	G	FO
11	Williams, Cayla	6	1

# GAME-BY-GAME STARTING LINEUP

OPPONENT.....	1.....	2.....	3.....	4.....	5.....	RECORD
Charlotte .....	Townsend .....	Ryan .....	Klimkiewicz .....	Budnik.....	Squires.....	0-1
Hampton .....	Townsend .....	Ryan .....	Klimkiewicz .....	Budnik.....	Squires.....	1-1
Elon .....	Townsend .....	Ryan .....	Klimkiewicz .....	Budnik.....	Squires.....	1-2
UMBC .....	Townsend .....	Ryan .....	Klimkiewicz .....	Budnik.....	Williams.....	2-2
Long Beach State .....	Townsend .....	Ryan .....	Klimkiewicz .....	Budnik.....	Williams.....	2-3
Virginia .....	Townsend .....	Ryan .....	Klimkiewicz .....	Budnik.....	Williams.....	3-3

## TEAM GAME-BY-GAME

				Total		3-Pointers		Free throws		Rebounds										
Opponent	Date	Score		FG-FGA	PCT	3FG-3FGA	PCT	FT-FTA	PCT	OFF	DEF	TOT	AVG	PF	A	TO	BLK	STL	PTS	AVG
Charlotte	11/09/2021	45-63	L	16-56	.286	5-33	.152	8-9	.889	6	29	35	35.0	18	10	21	10	11	45	45.0
at Hampton	11/13/2021	96-47	W	37-65	.569	13-29	.448	9-13	.692	5	41	46	40.5	22	23	8	6	6	96	70.5
Elon	11/18/2021	50-71	L	20-57	.351	4-20	.200	6-13	.462	15	23	38	39.7	10	9	21	12	6	50	63.7
UMBC	11/21/2021	76-64	W	28-57	.491	15-32	.469	5-7	.714	7	25	32	37.8	12	24	12	13	6	76	66.8
vs Long Beach St.	11/26/2021	44-52	L	18-52	.346	7-26	.269	1-2	.500	11	32	43	38.8	9	12	23	6	4	44	62.2
at Virginia	11/28/2021	74-65	W	26-50	.520	9-21	.429	13-20	.650	5	24	29	37.2	14	14	19	3	6	74	64.2
Total		385		145-337	.430	53-161	.329	42-64	.656	49	174	223	37.2	85	92	104	50	39	385	64.2
Opponents		362		141-397	.355	24-103	.233	56-84	.667	94	152	246	41.0	77	84	84	15	52	362	60.3

### Richmond Averages

Games Played	Points/game	FG Pct	3FG Pct	FT Pct	Rebounds/game	Assists/game	Turnovers/game	Assist/Turnover ratio	Steals/game	Blocks/game
6	64.2	43.0	32.9	65.6	37.2	15.3	17.3	0.9	6.5	8.3

# INDIVIDUAL GAME HIGHS

## Richmond - Individual Game Highs

<b>POINTS</b>	23		Addie Budnik vs UMBC (11/21/2021)
	22		Siobhan Ryan vs UMBC (11/21/2021)
	20		Addie Budnik at Virginia (11/28/2021)
	19		Grace Townsend at Virginia (11/28/2021)
	17		Kate Klimkiewicz at Virginia (11/28/2021)
<b>FIELD GOALS MADE</b>	9		Addie Budnik vs UMBC (11/21/2021)
	8		Addie Budnik at Virginia (11/28/2021)
	8		Siobhan Ryan vs UMBC (11/21/2021)
<b>FIELD GOAL ATTEMPTS</b>	15		Addie Budnik vs Elon (11/18/2021)
	13		Grace Townsend at Virginia (11/28/2021)
	13		Kate Klimkiewicz vs Long Beach St. (N) (11/26/2021)
	13		Siobhan Ryan vs UMBC (11/21/2021)
<b>FIELD GOAL PERCENTAGE (min 5 made)</b>	.857	(6-7)	Siobhan Ryan at Hampton (11/13/2021)
	.818	(9-11)	Addie Budnik vs UMBC (11/21/2021)
<b>3 PT FG MADE</b>	6		Siobhan Ryan vs UMBC (11/21/2021)
	4		Addie Budnik vs UMBC (11/21/2021)
<b>3 PT FG ATTEMPTS</b>	11		Siobhan Ryan vs UMBC (11/21/2021)
	8		Kate Klimkiewicz vs Charlotte (11/09/2021)
<b>3 PT FG PERCENTAGE (min 2 made)</b>	1.000	(4-4)	Addie Budnik vs UMBC (11/21/2021)
	1.000	(2-2)	Emma Squires at Virginia (11/28/2021)
<b>FREE THROWS MADE</b>	5		Kate Klimkiewicz at Virginia (11/28/2021)
	4		Grace Townsend at Virginia (11/28/2021)
	4		Grace Townsend vs UMBC (11/21/2021)
<b>FREE THROW ATTEMPTS</b>	8		Kate Klimkiewicz at Virginia (11/28/2021)
	7		Addie Budnik vs Elon (11/18/2021)
<b>FREE THROW PERCENTAGE (min 3 made)</b>	1.000	(4-4)	Grace Townsend vs UMBC (11/21/2021)
	1.000	(3-3)	Addie Budnik vs Charlotte (11/09/2021)
<b>REBOUNDS</b>	12		Kate Klimkiewicz vs Long Beach St. (N) (11/26/2021)
	11		Kylee Lewandowski at Hampton (11/13/2021)
<b>ASSISTS</b>	9		Grace Townsend at Virginia (11/28/2021)
	7		Grace Townsend vs UMBC (11/21/2021)
<b>STEALS</b>	4		Kate Klimkiewicz at Virginia (11/28/2021)
	4		Kate Klimkiewicz vs Long Beach St. (N) (11/26/2021)
	4		Grace Townsend vs Charlotte (11/09/2021)
<b>BLOCKED SHOTS</b>	7		Addie Budnik vs UMBC (11/21/2021)
	7		Addie Budnik vs Elon (11/18/2021)
<b>TURNOVERS</b>	7		Grace Townsend vs Elon (11/18/2021)
	5		Kate Klimkiewicz vs Elon (11/18/2021)
<b>FOULS</b>	5		Cayla Williams at Hampton (11/13/2021)
	4		Grace Townsend vs Long Beach St. (N) (11/26/2021)
	4		Emma Squires vs UMBC (11/21/2021)
	4		Addie Budnik at Hampton (11/13/2021)
	4		Siobhan Ryan vs Charlotte (11/09/2021)

# TEAM GAME HIGHS - RICHMOND

## Richmond - Game Highs

POINTS	96	at Hampton (11/13/2021)
	76	UMBC (11/21/2021)
	74	at Virginia (11/28/2021)
	50	Elon (11/18/2021)
	45	Charlotte (11/09/2021)
FIELD GOALS MADE	37	at Hampton (11/13/2021)
	28	UMBC (11/21/2021)
FIELD GOAL ATTEMPTS	65	at Hampton (11/13/2021)
	57	UMBC (11/21/2021)
	57	Elon (11/18/2021)
FIELD GOAL PERCENTAGE	.569 (37-65)	at Hampton (11/13/2021)
	.520 (26-50)	at Virginia (11/28/2021)
3 PT FG MADE	15	UMBC (11/21/2021)
	13	at Hampton (11/13/2021)
3 PT FG ATTEMPTS	33	Charlotte (11/09/2021)
	32	UMBC (11/21/2021)
3 PT FG PERCENTAGE	.469 (15-32)	UMBC (11/21/2021)
	.448 (13-29)	at Hampton (11/13/2021)
FREE THROWS MADE	13	at Virginia (11/28/2021)
	9	at Hampton (11/13/2021)
FREE THROW ATTEMPTS	20	at Virginia (11/28/2021)
	13	Elon (11/18/2021)
	13	at Hampton (11/13/2021)
FREE THROW PERCENTAGE	.889 (8-9)	Charlotte (11/09/2021)
	.714 (5-7)	UMBC (11/21/2021)
REBOUNDS	46	at Hampton (11/13/2021)
	43	vs Long Beach St. (N) (11/26/2021)
ASSISTS	24	UMBC (11/21/2021)
	23	at Hampton (11/13/2021)
STEALS	11	Charlotte (11/09/2021)
	6	at Virginia (11/28/2021)
	6	UMBC (11/21/2021)
	6	Elon (11/18/2021)
	6	at Hampton (11/13/2021)
BLOCKED SHOTS	13	UMBC (11/21/2021)
	12	Elon (11/18/2021)
TURNOVERS	23	vs Long Beach St. (N) (11/26/2021)
	21	Elon (11/18/2021)
	21	Charlotte (11/09/2021)
FOULS	22	at Hampton (11/13/2021)
	18	Charlotte (11/09/2021)



# TEAM GAME HIGHS - OPPONENTS

## Opponent - Game Highs

<b>POINTS</b>	71 65 64 63 52	Elon (11/18/2021) at Virginia (11/28/2021) UMBC (11/21/2021) Charlotte (11/09/2021) vs Long Beach St. (N) (11/26/2021)
<b>FIELD GOALS MADE</b>	29 26	Elon (11/18/2021) UMBC (11/21/2021)
<b>FIELD GOAL ATTEMPTS</b>	70 70	UMBC (11/21/2021) Charlotte (11/09/2021)
<b>FIELD GOAL PERCENTAGE</b>	.420 .381	(29-69) Elon (11/18/2021) (24-63) at Virginia (11/28/2021)
<b>3 PT FG MADE</b>	6 6	UMBC (11/21/2021) Elon (11/18/2021)
<b>3 PT FG ATTEMPTS</b>	21 21	UMBC (11/21/2021) at Hampton (11/13/2021)
<b>3 PT FG PERCENTAGE</b>	.353 .286	(6-17) Elon (11/18/2021) (6-21) UMBC (11/21/2021)
<b>FREE THROWS MADE</b>	14 13	at Hampton (11/13/2021) at Virginia (11/28/2021)
<b>FREE THROW ATTEMPTS</b>	25 20	at Hampton (11/13/2021) at Virginia (11/28/2021)
<b>FREE THROW PERCENTAGE</b>	1.000 .800	(7-7) Elon (11/18/2021) (12-15) Charlotte (11/09/2021)
<b>REBOUNDS</b>	51 45	Charlotte (11/09/2021) UMBC (11/21/2021)
<b>ASSISTS</b>	16 16	vs Long Beach St. (N) (11/26/2021) Elon (11/18/2021)
<b>STEALS</b>	13 13	vs Long Beach St. (N) (11/26/2021) Elon (11/18/2021)
<b>BLOCKED SHOTS</b>	4 3 3 3	vs Long Beach St. (N) (11/26/2021) at Virginia (11/28/2021) Elon (11/18/2021) at Hampton (11/13/2021)
<b>TURNOVERS</b>	20 16	at Virginia (11/28/2021) Charlotte (11/09/2021)
<b>FOULS</b>	16 15	at Virginia (11/28/2021) Elon (11/18/2021)

# TEAM GAME LOWS - RICHMOND

## Richmond - Game Lows

POINTS	44		vs Long Beach St. (N) (11/26/2021)
	45		Charlotte (11/09/2021)
	50		Elon (11/18/2021)
	74		at Virginia (11/28/2021)
	76		UMBC (11/21/2021)
FIELD GOALS MADE	16		Charlotte (11/09/2021)
	18		vs Long Beach St. (N) (11/26/2021)
FIELD GOAL ATTEMPTS	50		at Virginia (11/28/2021)
	52		vs Long Beach St. (N) (11/26/2021)
FIELD GOAL PERCENTAGE	.286	(16-56)	Charlotte (11/09/2021)
	.346	(18-52)	vs Long Beach St. (N) (11/26/2021)
3 PT FG MADE	4		Elon (11/18/2021)
	5		Charlotte (11/09/2021)
3 PT FG ATTEMPTS	20		Elon (11/18/2021)
	21		at Virginia (11/28/2021)
3 PT FG PERCENTAGE	.152	(5-33)	Charlotte (11/09/2021)
	.200	(4-20)	Elon (11/18/2021)
FREE THROWS MADE	1		vs Long Beach St. (N) (11/26/2021)
	5		UMBC (11/21/2021)
FREE THROW ATTEMPTS	2		vs Long Beach St. (N) (11/26/2021)
	7		UMBC (11/21/2021)
FREE THROW PERCENTAGE	.462	(6-13)	Elon (11/18/2021)
	.500	(1-2)	vs Long Beach St. (N) (11/26/2021)
REBOUNDS	29		at Virginia (11/28/2021)
	32		UMBC (11/21/2021)
ASSISTS	9		Elon (11/18/2021)
	10		Charlotte (11/09/2021)
STEALS	4		vs Long Beach St. (N) (11/26/2021)
	6		at Virginia (11/28/2021)
	6		UMBC (11/21/2021)
	6		Elon (11/18/2021)
	6		at Hampton (11/13/2021)
BLOCKED SHOTS	3		at Virginia (11/28/2021)
	6		vs Long Beach St. (N) (11/26/2021)
	6		at Hampton (11/13/2021)
TURNOVERS	8		at Hampton (11/13/2021)
	12		UMBC (11/21/2021)
FOULS	9		vs Long Beach St. (N) (11/26/2021)
	10		Elon (11/18/2021)

# TEAM GAME LOWS - OPPONENTS

## Opponent - Game Lows

<b>POINTS</b>	47		at Hampton (11/13/2021)
	52		vs Long Beach St. (N) (11/26/2021)
	63		Charlotte (11/09/2021)
	64		UMBC (11/21/2021)
	65		at Virginia (11/28/2021)
<b>FIELD GOALS MADE</b>	15		at Hampton (11/13/2021)
	23		vs Long Beach St. (N) (11/26/2021)
<b>FIELD GOAL ATTEMPTS</b>	62		at Hampton (11/13/2021)
	63		at Virginia (11/28/2021)
	63		vs Long Beach St. (N) (11/26/2021)
<b>FIELD GOAL PERCENTAGE</b>	.242	(15-62)	at Hampton (11/13/2021)
	.343	(24-70)	Charlotte (11/09/2021)
<b>3 PT FG MADE</b>	2		vs Long Beach St. (N) (11/26/2021)
	3		at Hampton (11/13/2021)
	3		Charlotte (11/09/2021)
<b>3 PT FG ATTEMPTS</b>	11		vs Long Beach St. (N) (11/26/2021)
	15		Charlotte (11/09/2021)
<b>3 PT FG PERCENTAGE</b>	.143	(3-21)	at Hampton (11/13/2021)
	.182	(2-11)	vs Long Beach St. (N) (11/26/2021)
<b>FREE THROWS MADE</b>	4		vs Long Beach St. (N) (11/26/2021)
	6		UMBC (11/21/2021)
<b>FREE THROW ATTEMPTS</b>	7		Elon (11/18/2021)
	8		vs Long Beach St. (N) (11/26/2021)
<b>FREE THROW PERCENTAGE</b>	.500	(4-8)	vs Long Beach St. (N) (11/26/2021)
	.560	(14-25)	at Hampton (11/13/2021)
<b>REBOUNDS</b>	33		vs Long Beach St. (N) (11/26/2021)
	35		at Hampton (11/13/2021)
<b>ASSISTS</b>	9		at Hampton (11/13/2021)
	13		Charlotte (11/09/2021)
<b>STEALS</b>	2		at Hampton (11/13/2021)
	6		UMBC (11/21/2021)
<b>BLOCKED SHOTS</b>	0		UMBC (11/21/2021)
	2		Charlotte (11/09/2021)
<b>TURNOVERS</b>	8		vs Long Beach St. (N) (11/26/2021)
	11		at Hampton (11/13/2021)
<b>FOULS</b>	8		vs Long Beach St. (N) (11/26/2021)
	11		Charlotte (11/09/2021)

# TV/RADIO CHART



**0 • SYDNEY BOONE**  
FR • G • 5-8 • RICHMOND, VA.



**1 • GRACE TOWNSEND**  
SO • G • 5-5 • MIDLOTHIAN, VA.



**2 • ANIYAH CARPENTER**  
SR • G • 5-8 • BALTIMORE, MD.




**3 • CELIA SATTER**  
JR • F • 6-0 • GLENCOE, ILL.



**10 • MADELYN NEFF**  
SR • G • 6-1 • HAYWARD, WIS.



**11 • CAYLA WILLIAMS**  
FR • F • 6-2 • GAINSVILLE, VA.



**12 • CLAIRE HOLT**  
SR • G • 5-8 • HOOVER, ALA.



**15 • EMMA SQUIRES**  
SR • F • 6-2 • KINGSTON, MASS.



**20 • ADDIE BUDNIK**  
SO • F • 6-2 • HIGHLAND PARK, ILL.



**21 • KYLEE LEWANDOWSKI**  
SO • G • 6-1 • PITTSBURGH, PA.



**22 • MOLLY MRZ**  
SR • G • 5-8 • ERIE, PA.




**24 • KATE KLIMKIEWICZ**  
SR • G • 6-0 • OAKTON, VA.



**25 • KATIE HILL**  
JR • G • 6-0 • COLTS NECK, N.J.



**31 • ELAINA CHAPMAN**  
JR • F • 6-3 • RICHMOND, VA.



**32 • SIOBHAN RYAN**  
SO • G • 6-0 • BUFFALO, N.Y.



**33 • MAYA ETTLE**  
SO • F • 6-4 • BETHLEHEM, PA.



**41 • ANGEL BURGOS**  
JR • G • 5-8 • RICHMOND, VA.



**AARON ROUSSELL**  
HEAD COACH



**JEANINE RADICE**  
ASSISTANT COACH



**DARREN GUENSCH**  
ASSISTANT COACH



**BRITTANY PINKNEY**  
ASSISTANT COACH



**JANELLE SILVER-MARTIN**  
DIR. OF BASKETBALL OPERATIONS



**JOHN STUDER**  
DIR. OF PROGRAM DEVELOPMENT