

RICHMOND SPIDERS

2020-21 SCHEDULE

NOVEMBER

Nov. 25 Detroit Mercy* *CANCELED*
 Nov. 27 Morehead State* W, 82-64
 Nov. 29 at #10 Kentucky* (ESPN) W, 76-64

DECEMBER

Dec. 2 at Charleston (FloHoops) *POSTPONED*
 Dec. 5 FURMAN (NBCSW) *POSTPONED*
 Dec. 7 WOFFORD W, 77-72
 Dec. 9 NORTHERN IOWA (NBCSW) W, 78-68
 Dec. 13 at #11 West Virginia (ESPN) L, 87-71
 Dec. 16 at Vanderbilt (SEC Network) W, 78-67
 Dec. 18 vs Loyola Chicago (NBCSW) W, 75-73
 Dec. 19 DUQUESNE (NBCSW) *POSTPONED*
 Dec. 22 HOFSTRA (NBCSW) L, 76-71
 Dec. 30 at Davidson (CBSSN) W, 80-74

JANUARY

Jan. 2 ST. BONAVENTURE (CBSSN) L, 69-66
 Jan. 6 RHODE ISLAND (CBSSN) W, 80-73
 Jan. 9 at George Mason (CBSSN) 12 PM
 Jan. 16 VCU (CBSSN) 1 PM
 Jan. 20 at St. Bonaventure (CBSSN) 6 PM
 Jan. 23 LA SALLE (NBCSN) 2:30 PM
 Jan. 26 at Saint Joseph's TBA
 Jan. 29 SAINT LOUIS (ESPN) TBA

FEBRUARY

Feb. 2 GEORGE MASON 6 PM
 Feb. 5 at Dayton (ESPN) TBA
 Feb. 9 GEORGE WASHINGTON 6 PM
 Feb. 12 at VCU (ESPN) TBA
 Feb. 20 at La Salle TBA
 Feb. 23 FORDHAM 1 PM
 Feb. 26 at Saint Louis (ESPN) TBA

MARCH

March 3 at Massachusetts TBA
 March 10-14 A-10 Championship (Barclays Center - Brooklyn, NY)
All times Eastern and subject to change
 * Bluegrass Showcase (Rupp Arena - Lexington, KY)



RICHMOND SPIDERS (8-3, 2-1)

at GEORGE MASON PATRIOTS (5-4, 1-2)

• Richmond leads the all-time series vs George Mason 39-25, including two wins over the Patriots last season. The Spiders won 97-87 on the road and 65-50 at home. Mason's 87 points at home vs UR were its most in any game last season, while the Patriots 50 points on the road vs UR were tied for their second-fewest in any game.

• The Spiders have won four of their last five vs George Mason following a six-game losing streak to the Patriots from 2015-18. In their last game at EagleBank Arena, the Spiders shot 67.3 percent from the field (33-49), their best ever in an Atlantic 10 game (joined A-10 in 2001).

• Richmond is shooting 49.2 percent from the field this season, 27th best in Division I. In 16 seasons under Chris Mooney, the Spiders have never shot better than 48.2 percent from the field in a season. (48.2 in 2015-16)

• In two games vs George Mason last season, Grant Golden scored 46 points in 56 minutes of action. He shot 18-24 from the field (.750).

• Richmond was 68th in the first edition of the NET rankings released on Monday, fourth among A-10 teams. The Spiders are currently 66th and have five games remaining against the three A-10 teams currently above them (St. Louis, VCU, St. Bonaventure).

• Wednesday's win over Rhode Island was Chris Mooney's 300th in Division I. Mooney also won his 140th Atlantic 10 games, passing Jim Baron for fourth-most by a head coach in conference history.

• All five Richmond starters are averaging 12 or more points per game this season. Richmond is the only school in Division I with five players averaging at least 12 points per game this year.

• Jacob Gilyard has 319 career steals, 66 shy of matching the Division I career record held by John Linehan (Providence). At his current rate this season (3.9 per game), he would need to play 17 more games to catch Linehan.

• Jacob Gilyard was named to the Bob Cousy Award (nation's top point guard) watch list and Grant Golden was named to the Kareem Abdul-Jabbar Award (nation's top center) watch list. UR is one of four schools, along with Illinois, Virginia, and Wisconsin, to currently have a player in the running for D-I's best point guard AND center.

• The Spiders were picked to win the Atlantic 10 in the conference's preseason poll, receiving 19 of the 28 first-place votes from a panel of the league's head coaches and media members. It is the first time Richmond has been picked to win the A-10 since joining the conference in 2001.

WITH A WIN ...

• UR would improve to 40-25 in the series. GMU would be the 7th opponent UR has beaten 40 or more times.

• UR would win its third straight road game and improve to 13-4 on the road over the last 2 seasons.

• UR would have won 4 straight A-10 road games, its longest streak since 2010-11 (6 straight).

• At 9-3, UR would tie its second-best 12-game start under Chris Mooney (10-2 in 2019-20).

• UR would win 3 straight vs GMU for the first time since a 5-game win streak in the series from 1997-98.

• UR would win consecutive ROAD games vs GMU for the first since winning 5 straight from 1987-91.

THE MATCHUP

ALL-TIME SERIES LEADER: Richmond, 39-25

CURRENT STREAK: Richmond W2

RICHMOND AT HOME: 20-8

RICHMOND ON ROAD: 12-15

RICHMOND AT NEUTRAL SITE: 7-2

LAST GAME: 2/19/2020 (UR, 65-50)

FIRST GAME: 12/5/1979 (UR, 105-70)



CHRIS MOONEY
RICHMOND SPIDERS HEAD COACH

SEASONS at RICHMOND: 16th

W-L at RICHMOND: 282*-225

W-L in DIVISION I: 300-237

W-L vs OPPONENT: 5-9

* Most wins in Richmond history

WATCH



CBS SPORTS NETWORK

PxP: Dave Ryan Analyst: Bob Wenzel

LISTEN



PxP: Bob Black Analyst: Greg Beckwith

FOLLOW



@SpiderMBB



@SpiderMBB



Richmond Spiders Men's Basketball



RichmondSpiders.com



QUICK FACTS

University Information

Location Richmond, VA 23173
 Founded 1830
 Total Enrollment 4,002
 Nickname Spiders
 Colors Red and Blue
 Arena Robins Center
 Opened 1972 (49th season)
 Capacity 7,201
 President Dr. Ronald A. Crutcher
 Athletics Director John Hardt

Team Information

Conference Atlantic 10
 2019-20 Record 24-7/14-4
 Letterwinners Returning/Lost 12/2
 Starters Returning/Lost 5*/0
 Newcomers 4
 * Nick Sherod will miss 2020-21 season (knee)

Program History

First Season 1913-14 (108th season)
 All-Time Record Entering 2020-21 1,413-1,222
 NCAA Appearances/W-L 9/8-9
 (1984, 1986, 1988, 1990-91, 1998, 2004, 2010-11)
 NIT Appearances/W-L 9/10-9
 Conference Championships 6
 (1984, 1988, 1990-91, 1998, 2011)

Coaching Staff

Head Coach Chris Mooney, 16th season
 Alma Mater Princeton (1994)
 W-L at Richmond entering 2020-21 274-222
 Career D-I W-L/Yrs entering 2020-21 292-234/16
 Assoc Head Coach Rob Jones, 16th season
 Alma Mater Toccoa Falls (2001)
 Assoc Head Coach Marcus Jenkins, 6th season
 Alma Mater Air Force (2004)
 Assistant Coach Steve Thomas, 6th season
 Alma Mater Rowan (2006)
 Dir of Operations Mark McGonigal, 5th season
 Alma Mater Richmond (2009)
 Dir Program Development Will Gipe, 5th season
 Alma Mater Virginia Tech (2014)
 Video Coordinator James Adams, 2nd season
 Alma Mater South Carolina (2014)

Support Staff

Athletic Trainer Adam Smith
 Strength Coach Jay DeMayo
 Director of Academics Courtney Hughes
 Athletics Web Site RichmondSpiders.com
 Athletics Dept Phone (804) 289-8363
 Athletics Dept Fax (804) 287-1919
 PR Director Jason Vida
 Cell Phone (267) 566-2130
 Office Phone (804) 289-8320
 Email jvida@richmond.edu

ROSTER & PRONUNCIATION GUIDE

No.	Name	Pos	Year	Ht	Wt	Hometown (High School/Previous School)
0	Jacob Gilyard	G	SR	5'9"	160	Kansas City, MO (The Barstow School)
1	Blake Francis	G	GR	6'0	175	Herndon, VA (Westfield/Wagner)
2	Souleymane Koureissi	F	JR	6'9"	215	Harlem, NY (Iona Prep)
3	Tyler Burton	F	SO	6'7"	210	Uxbridge, MA (Marianapolis Prep (CT))
4	Nathan Cayo	F	SR	6'7"	225	Montreal, Quebec (College Jean de Brebeuf)
5	Nick Sherod	G	GR	6'4"	230	Richmond, VA (St. Christopher's)
10	Sullivan Kulju	F	SR	6'6"	220	New Berlin, WI (Eisenhower)
12	Gabe Arizin	G	SO	6'4"	190	West Chester, PA (St. Joseph's Prep)
13	Connor Crabtree	G	R-SO	6'6"	190	Hillsborough, NC (Hargrave Military (VA)/Tulane)
15	Matt Grace	F	JR	6'9"	230	Hamilton, Ontario (TRC Academy)
21	Isaiah Wilson	G	FR	6'0"	160	Pittsburgh, PA (First Love Academy)
22	Andre Gustavson	G	JR	6'4"	195	Helsinki, Finland (Helsinki Basketball Academy)
24	Dji Bailey	G	FR	6'5"	175	Wilson, NC (Greenfield School)
25	Quentin Southall	G	FR	6'3"	180	Alexandria, VA (Georgetown Prep)
31	Jordan Gaitley	G	GR	6'4"	190	Haverford, PA (Fordham Prep (NY))
33	Grant Golden	F	GR	6'10"	255	Winchester, VA (St. James (MD))

PRONUNCIATION GUIDE

Gabe Arizin AIR-rizz-in
 Dji Bailey Jai (rhymes with fly)
 Nathan Cayo KAY-oh
 Jacob Gilyard GILL-yerd
 Andre Gustavson GOOSE-tahv-sun
 Souleymane Koureissi SAHL-uh-mon ker-ESS-ee
 Sullivan Kulju COOL-you
 Nick Sherod sure-ROD


BREAKDOWNS

BY CLASS

Freshmen (3): Bailey, Southall, Wilson
 Sophomores (3): Arizin, Burton, Crabtree
 Juniors (3): Grace, Gustavson, Koureissi
 Seniors/Grad Students (7): Cayo, Francis, Gaitley, Gilyard, Golden, Kulju, Sherod

BY STATE/COUNTRY

CANADA (2): Cayo, Grace New York (1): Koureissi
 FINLAND (1): Gustavson North Carolina (2): Bailey, Crabtree
 Massachusetts (1): Burton Pennsylvania (3): Arizin, Gaitley, Wilson
 Missouri (1): Gilyard Virginia (4): Francis, Golden, Sherod, Southall
 Wisconsin (1): Kulju



THE OPPONENT

SERIES HISTORY RICHMOND, 39-25

Date	Site	W/L	Score	Series
12/5/1979	H	W	105-70	1-0
1/21/1981	H	W	68-57	2-0
2/17/1982	H	W	68-59	3-0
1/12/1983	H	W	50-49	4-0
1/31/1983	A	L	67-74	4-1
11/25/1983	N	L	68-78	4-2
1/18/1984	H	W	66-57	5-2
2/11/1984	A	L	74-77	5-3
1/16/1985	A	W	76-75 (OT)	6-3
2/9/1985	H	L	53-54	6-4
3/8/1985	N	W	77-64	7-4
1/18/1986	A	W	62-59	8-4
2/15/1986	H	L	58-73	8-5
3/3/1986	A	L	60-62	8-6
1/17/1987	H	W	74-52	9-6
2/14/1987	A	W	65-63	10-6
1/16/1988	H	W	86-70	11-6
2/13/1988	A	W	62-60	12-6
3/7/1988	N	W	74-71	13-6
1/21/1989	A	W	84-61	14-6
2/18/1989	H	W	73-67	15-6
1/13/1990	A	W	87-73	16-6
2/10/1990	H	W	86-64	17-6
1/7/1991	H	L	69-77	17-7
2/2/1991	A	W	75-62	18-7
3/4/1991	N	W	81-78	19-7
1/25/1992	A	L	63-65	19-8
2/22/1992	H	W	83-50	20-8
3/7/1992	N	W	74-59	21-8
2/3/1993	A	W	81-62	22-8
2/24/1993	H	W	61-58	23-8
1/19/1994	A	L	92-97	23-9
2/16/1994	H	W	92-61	24-9
2/1/1995	H	L	86-92	24-10
2/22/1995	A	W	101-100	25-10
1/29/1996	H	W	105-91	26-10
2/10/1996	A	L	91-98	26-11
3/1/1996	N	W	93-77	27-11
1/15/1997	A	L	86-98 (OT)	27-12
2/5/1997	H	W	86-69	28-12
2/28/1997	N	W	85-57	29-12
1/28/1998	H	W	87-65	30-12
2/18/1998	A	W	61-56	31-12
2/27/1998	N	W	66-49	32-12
1/13/1999	A	L	52-78	32-13
1/27/1999	H	W	79-73	33-13
1/26/2000	H	L	63-65	33-14
2/10/2000	A	L	65-73	33-15
1/3/2001	A	L	57-67	33-16
2/24/2001	H	W	77-57	34-16
12/22/2012	N	L	64-67	34-17
2/26/2014	A	L	60-69	34-18
1/8/2015	H	W	75-65	35-18
2/14/2015	A	L	67-71 (OT)	35-19
2/3/2016	H	L	74-78	35-20
3/5/2016	A	L	73-83	35-21
1/22/2017	H	L	77-82	35-22
2/14/2017	A	L	70-93	35-23
2/3/2018	H	L	75-79	35-24
3/3/2018	A	W	93-79	36-24
2/6/2019	H	W	81-67	37-24
2/27/2019	A	L	63-77	37-25
1/18/2020	A	W	97-87	38-25
2/19/2020	H	W	65-50	39-25

Home: 20-8 (Robins Center: 20-8)
Away: 12-15 Neutral: 7-2

THE LAST TIME - FEBRUARY 19, 2020 RICHMOND 65, GEORGE MASON 50

George Mason - 50

Record: 14-12 (3-10)

NO.	Name	Min	FG	3P	FT	Rebounds	Fouls	TP	AS	TO	ST	Blocks	+/-
			M-A	M-A	M-A	OR DR TOT	PF FD					BS BA	
12	AJ Wilson	F 18:24	2-6	0-2	2-2	0 0 0	1 1	6	0	1	1	1 0	-15
13	Josh Oduro	F 20:08	1-5	0-0	0-0	2 0 2	2 0	2	1	2	0	0 0	-15
2	Xavier Johnson	G 39:17	1-3	1-2	0-0	1 3 4	2 2	3	3	6	2	0 0	-15
10	Jamal Hartwell II	G 22:46	3-6	1-3	0-0	0 1 1	2 1	7	0	3	0	0 1	-9
11	Jordan Miller	G 35:32	3-9	1-4	4-4	4 5 9	0 4	11	2	2	1	0 3	-8
23	Jayon Greene	27:18	4-10	1-6	2-2	0 3 3	5 3	11	2	2	0	0 0	-8
33	Greg Calixte	19:22	4-6	0-0	1-2	1 6 7	3 2	9	0	1	1	0 0	0
00	Goanar Mar	17:13	0-1	0-0	1-2	1 2 3	1 1	1	1	1	0	1 0	-5
Team						2 0 2				0	1		
Totals			18-46	4-17	10-12	11 20 31	16 14	50	9	19	5	2 4	-15

Technical Fouls::NONE

Shooting By Period		
1st FG%	7-22	31.8%
3PT%	1-8	12.5%
FT%	4-4	100%
2nd FG%	11-24	45.8%
3PT%	3-9	33.3%
FT%	6-8	75%
GM FG%	18-46	39.1%
3PT%	4-17	23.5%
FT%	10-12	83.3%

Dead Ball Rebounds: 1, 0

Richmond - 65

Record: 20-6 (10-3)

NO.	Name	Min	FG	3P	FT	Rebounds	Fouls	TP	AS	TO	ST	Blocks	+/-
			M-A	M-A	M-A	OR DR TOT	PF FD					BS BA	
4	Nathan Cayo	F 32:39	3-5	0-0	1-1	1 6 7	1 1	7	1	0	2	1 1	15
33	Grant Golden	F 28:03	8-11	0-0	5-5	2 5 7	1 6	21	1	4	0	1 0	8
00	Jacob Gilyard	G 30:58	2-7	0-0	0-0	2 1 3	4 0	4	3	1	2	1 0	13
1	Blake Francis	G 36:23	6-13	1-6	1-2	1 0 1	1 5	14	3	2	2	0 0	12
5	Nick Sherod	G 24:07	2-6	1-4	3-4	2 3 5	3 2	8	1	0	1	0 0	8
15	Matt Grace	10:02	1-2	0-0	0-0	0 0 0	1 0	2	0	1	2	0 0	6
22	Andre Gustavson	22:59	4-6	1-2	0-0	1 0 1	0 1	9	1	1	1	1 0	9
3	Tyler Burton	10:30	0-4	0-1	0-0	0 2 2	2 1	0	0	0	0	0 1	1
11	Jake Wojcik	02:29	0-1	0-1	0-0	0 0 0	0 0	0	0	0	0	0 0	2
2	Souleymane Koureissi	01:50	0-0	0-0	0-0	0 0 0	1 0	0	0	0	0	0 0	1
Team						1 1 2				0	0		
Totals			26-55	3-16	10-12	10 18 28	14 16	65	10	9	10	4 2	15

Technical Fouls::NONE

Shooting By Period		
1st FG%	12-29	41.4%
3PT%	1-8	12.5%
FT%	1-2	50%
2nd FG%	14-26	53.8%
3PT%	2-8	25.0%
FT%	9-10	90%
GM FG%	26-55	47.3%
3PT%	3-16	18.8%
FT%	10-12	83.3%

Dead Ball Rebounds: 1, 0

	GMU	RICH	Points from	GMU	RICH	Period by Period Scoring			
Biggest lead	0 (1 st 20:00)	17 (2 nd 5:12)	Turnovers	2	19		1st	2nd	TOT
Best Scoring Run	5(2 nd 15:20)	10 (1 st 13:32)	Paint	26	38	GMU	19	31	50
Lead Changes	0		Second Chance	8	16		RICH	26	39
Times Tied	3		Fast Breaks	1	6				
Time with Lead	00:00	38:35	Bench	21	11				

RICHMOND, Va. – For the 21st time in program history and the first time since 2016-17, the University of Richmond men's basketball team reached the 20-win plateau in a season as the Spiders used a strong defensive performance to pull away from visiting George Mason for a 65-50 win Wednesday night in Atlantic 10 play at the Robins Center. The victory keeps the Spiders in sole possession of third place in the A-10 and ups their record to 20-6 overall and 10-3 in league play.

The Patriots 50 points were their second-fewest in any game this season and their 19 turnovers were tied for their second-most in any contest this year. "I thought our defense was excellent," coach Chris Mooney said. "Mason scored on us earlier in the year and they have some guys that are difficult to guard." George Mason was the fifth straight Spiders opponent to fail to reach 60 points, Richmond's longest stretch of keeping opponents under 60 since 2011.

Junior forward Grant Golden (Winchester, Va.) led the Spiders with a team-high 21 points in the win, his fourth game this season with 20 or more points. Golden finished 8-of-11 shooting from the field and a perfect 5-of-5 from the free throw line while grabbing seven rebounds. Golden also moved into the top 20 on the Spiders all-time scoring list, passing Dan Geriot and Kelvin Johnson. He is now 20th in school history with 1,406 career points.

"We definitely wanted to go inside," said Mooney. "Grant is just difficult to defend. When teams double him, he's a very good passer. He has a really good sense for how to play. He's incredibly helpful. With most big guys, you're constantly helping them. I think Grant is incredibly helpful to everybody else on the floor."

Redshirt junior guard Blake Francis (Herndon, Va.) added 14 points as five different Spiders scored eight or more points. Sophomore guard Andre Gustavson (Helsinki, Finland) added nine points off the bench -- all in the second half -- while junior guard Nick Sherod (Richmond, Va.) scored eight points.

The Spiders struck early, posting an early 10-0 run and taking a 17-7 lead less than seven minutes into the game. Golden started hot for Richmond, scoring six-straight in the run while Francis added the last four points to extend the lead to double figures. George Mason settled in and the game slowed for the remainder of the first half with the Spiders holding a 26-19 lead at the halftime break.

The Spiders continued to add to their lead and extended it to 15 points with a 10-2 run early in the second half, taking a 50-35 advantage. Junior forward Nathan Cayo (Montreal, Quebec) and Golden converted three-point plays in the post while Gustavson capped the run with a basket on the fast break.

Richmond maintained the lead down the stretch with its defensive effort. The Spiders held George Mason to only 39.1 percent (18-of-46) shooting from the field and just 23.5 percent (4-of-17) from deep.

The Spiders 20-6 overall record is their best through 26 games since 2010-11 and their five straight wins represent Richmond's longest conference win streak since January 2018.



THE BIG PICTURE

ATLANTIC 10 FAVORITES

For the first time since joining the conference in 2001, Richmond was picked to win the A-10 when the league's official preseason poll was released in November. The Spiders received 19 of the 28 first-place votes in the poll, with Saint Louis (7) and Dayton (2) receiving the others.

Prior to 2020, Richmond had never been picked higher than third in the A-10 preseason poll. The Spiders were third in both the 2009 and 2010 preseason polls and advanced to the NCAA Tournament each time.

Atlantic 10 Preseason Poll

1. Richmond (19).....	380
2. Saint Louis (7).....	364
3. Dayton (2).....	318
4. St. Bonaventure.....	307
5. Duquesne.....	278
6. Rhode Island.....	246
7. Davidson.....	229
8. Massachusetts.....	192
9. VCU.....	175
10. George Mason.....	133
11. George Washington.....	113
12. Saint Joseph's.....	85
13. La Salle.....	80
14. Fordham.....	40

ALL-LEAGUE TRIO

Guard Jacob Gilyard was named to the Preseason All-Atlantic 10 First Team in November and guard Blake Francis and forward Grant Golden were named to the Preseason All-A-10 Second Team. Richmond is the first team since Xavier in 2011 to have three players named to the A-10's Preseason First Team or Second Team.

Last season, Gilyard was named First Team All-Atlantic 10 and Francis and Golden were Second Team selections, making Richmond the only team in the conference with three players on the top two All-Atlantic 10 teams.

POLL POSITION

The Spiders were 19th in the AP Top 25 poll released on November 30, Richmond's best ranking in 63 years! The last time Richmond was ranked as high as 19th in the poll was on December 23, 1957, when UR was ranked 17th.

The November 30th poll was the first time Richmond had been ranked in the AP Top 25 since landing at No. 24 in the final poll of the 2009-10 season, which was released prior to UR's participation in the 2010 NCAA Tournament.

Richmond in AP Top 25

Date	Rank	Points
Preseason	RV.....	40
November 30.....	19*^.....	382
December 7.....	19.....	419
December 14.....	RV.....	140
December 21.....	RV.....	142
December 28.....	RV.....	3
* Highest since Dec. 23, 1957 (17)		
^ First top-25 ranking since March 15, 2010 (24)		

The Spiders received 40 votes in the Associated Press Preseason Top 25 Poll released on November 9, the Spiders best showing ever in the AP's preseason poll. The Spiders also received six votes in the final AP poll of the 2019-20 season.

BLUEGRASS SHOWCASE CHAMPIONS

The Spiders won November's season-opening Bluegrass Showcase event at Rupp Arena with wins over Morehead State and 10th-ranked Kentucky.

UR opened the event with an 82-64 win over Morehead State as Nathan Cayo tied a career high with 23 points on 10-10 shooting from the field. Cayo was the

seventh player in A-10 history to go 10-10 or better from the field in a game.

In the championship game against Kentucky, Richmond rebounded from a four-point halftime deficit to outscore the Wildcats 48-32 in the second half en route to a 76-64 win. The victory was the first road win in program history over an AP top-10 team. UR had been 0-25 on the road vs top-10 teams entering the game. The win was Richmond's first over a ranked opponent since November 27, 2015 against #14 California at the Las Vegas Invitational.

The victory was Mooney's 14th over a ranked team at Richmond, tying the Spiders with Dayton for the most wins vs ranked teams of any A-10 school during Mooney's tenure (since 2005-06). Mooney improved to 6-5 vs SEC opponents at Richmond and has now beaten at least one power-conference opponent in 14 of his 16 seasons with UR.

Richmond's 12-point margin of victory tied for the largest of any visiting team at Rupp Arena during the John Calipari era (since 2009-10).

Grant Golden was named to the Bluegrass Showcase All-Tournament Team (29 Pts, 11 Reb, 9 Ast in two games) and Nathan Cayo was named the event's Most Valuable Player after totaling 41 points and shooting 78 percent from the field. Cayo was also named A-10 Co-Player of the Week following the event, the first weekly conference honor of his career.

While Cayo and Golden earned All-Tournament honors, Jacob Gilyard landed the top spot on SportsCenter's Top 10 Plays the night of November 30th for his outstanding [steal and behind-the-back pass](#) to Blake Francis for a layup early in the second half.

GILYARD, GOLDEN UP FOR NATIONAL AWARDS

Jacob Gilyard and Grant Golden, who are roommates, were both named to watch lists for national awards in November. Gilyard was one of 20 players named to the watch list for the Bob Cousy Award, given to the nation's top point guard. Golden was one of 20 players named to the watch list for the Kareem Abdul-Jabbar Award, given to the nation's top center.

Richmond is one of four schools to currently have a player in the running for the nation's top point guard and the nation's top center along with Illinois, Virginia, and Wisconsin.

GILYARD = THE NATION'S BEST DEFENDER

Gilyard, the reigning Atlantic 10 Defensive Player of the Year, led Division I with 3.2 steals per game last season and was one of 10 semifinalists for the Naismith National Defensive Player of the Year Award.

Gilyard, who set the Spiders career steals record in January of his junior year, has the three highest single-season steals totals in school history, including a record 99 last season.

Were it not for COVID-19, there's a good chance Gilyard could have ended his career as the all-time Division I steals leader (and he still might!). Even after COVID-19 forced the cancellation of multiple Spiders games at the end of 2019-20, Gilyard entered his senior season with 276 career steals, just 109 shy of the Division I career record owned by Providence's John Linehan, who registered 385 steals from 1997 to 2002.

The only players to enter their final season with more career steals than Gilyard (276) over the last 20 years are VCU's Briante Weber (296), Kansas' Mario Chalmers (283), and Temple's Pepe Sanchez (280).

EXPECT BIG THINGS

Richmond appeared in several preseason top 25

THE LAST TIME

TEAM

Ranked in AP Top 25: 12/7/20 | #19 (highest since 1957)
 Defeated Top 10 Team: 11/29/20 | #10 Kentucky, 76-64 (road)
 Defeated Top 10 Team, Home: 11/29/86 | #6 Georgia Tech, 67-62
 Defeated Top 10 Team, Away: 11/29/20 | #10 Kentucky, 76-64
 Defeated Top 25 Team, Home: 2/25/15 | #22 VCU, 67-63
 Defeated Top 25 Team, Away: 11/29/20 | #10 Kentucky, 76-64
 Defeated Top 25 Team, Neutral: 11/27/15 | #14 Cal, 94-90
 Won By 50+: 12/3/79 | vs Bluefield, 132-69 (63 pts)
 Scored 90+: 2/29/20 | vs UMass, 95-71
 Scored 100+: 11/8/19 | vs Saint Francis, 100-98 (OT)
 Allowed Less Than 50: 2/12/20 | at La Salle, W 74-47
 Allowed Less Than 40: 11/12/10 | vs. Southern, W 79-37
 Shot Over 60% FG: 1/18/20 | at George Mason, W 97-87 (67.3)
 Held Opp Under 35% FG: 2/15/20 | vs VCU, W 77-59 (34.3)
 Allowed Fewer 10 pts, half: 11/23/10 | vs. Southern, W 81-40 (9)
 Made 15+ 3PT FG: 12/3/19 | at Hampton, W, 80-63 (15)
 Made 0 3PT FG: 1/25/16 | vs. Davidson, L 78-70 (0-15)
 Made 35+ FT: 2/6/93 | vs. UNCW, W 91-69 (36)
 50+ Rebounds: 3/6/20 | at Duquesne, W 73-62 (50)
 25+ Assists: 2/28/18 | vs UMass, W 90-65 (27)
 15+ Blocks: 1/13/10 | vs. UMass, W 70-63 (17, SR)
 15+ Steals: 11/18/12 | at Minn, L 72-57 (15)
 3 or fewer turnovers: 12/1/18 | vs. Wake Forest, W 84-74 (3)

INDIVIDUAL

6+ players in double digit scoring: 3/18/15 | vs. SFBK, W, 84-74
 3 players, 20+ pts: 11/14/19 vs Vanderbilt |
 Jacob Gilyard (26), Blake Francis (24), Nathan Cayo (20)
 2 players, 25+ pts: 1/28/17 vs. Duquesne
 (T.J. Cline 34, ShawnDre' Jones 30)
 Scored 50+ pts: Bob McCurdy (53) vs. Appalachian St, 2/26/75
 Scored 40-49: Bob McCurdy (46) vs. West Virginia, 2/17/75
 Scored 35-39: T.J. Cline (36) vs. Dayton, 3/1/16
 Scored 30-34: Grant Golden (33) vs Wyoming, 11/21/18
 Scored 25-29: Blake Francis (27) vs Loyola Chicago, 12/18/20
 Made 6+ 3PT FG: Jacob Gilyard (6) vs Rhode Island, 1/6/21
 Made 15+ FT: Terry Allen (17) vs. Cal, 11/27/15
 Had 25+ Reb: George Grodzicki (25) vs. GW, 12/6/61
 Had 15+ Reb: De'Monte Buckingham (16) at Fordham, 1/3/18
 2 players w/ 10+ reb: Burton (13) & Golden (11) vs UNI, 12/9/20
 Had 15+ assists: Greg Beckwith (16) vs Navy, 2/25/86
 Had 10+ assists: Jacob Gilyard (11) vs UNI, 12/9/20
 Had 5+ steals: Jacob Gilyard (5) vs Rhode Island, 1/6/21
 Had 5+ blocks: Grant Golden (6) vs George Mason, 2/27/19
 Multiple players with double-double: Burton (21 Pts, 13 Reb),
 Golden (17 Pts, 11 Reb), Gilyard (12 Pts, 11 Ast) vs UNI, 12/9/20
 Triple-Double: T.J. Cline (19 pts 11 reb 12 assists) vs. SLU, 3/4/17

SPIDERS W-L WHEN ...

	OVERALL	ATLANTIC 10
Scores 60 or more	8-3	2-1
Scores 70 or more	8-2	2-0
Scores 80 or more	3-0	2-0
Scores under 60	--	--
Allows under 60	--	--
Allows under 70	4-1	0-1
Allows 70 or more	4-2	2-0
Decided by 5 or less	2-2	--
Leading/tied, 5 min left	7-0	1-0
Trailing, 5 min left	1-3	1-1
Leading/tied, half	6-1	2-1
Trailing, half	2-2	--
Higher FG pct	7-0	1-0
Lower FG pct	1-3	1-1
FG pct over 50	4-1	1-0
FG pct under 40	--	--
Outrebounded opponent	2-0	--
Outrebounded by opponent	6-3	2-1
Fewer/same turnovers	7-2	2-1
More turnovers	1-1	--
Fewer/same assists	2-1	--
More assists	6-2	2-1
Day (before 5p)	3-2	--
Night (5p or later)	5-1	2-1
White jersey	4-2	1-1
Blue jersey	3-0	1-0
Red jersey	1-1	--



THE BIG PICTURE

rankings during the offseason, including NCAA.com, NBC, Blue Ribbon College Basketball, and Stadium, where Jeff Goodman had Richmond 13th at one point over the summer, UR's best showing in any preseason rankings during the offseason.

March Madness's Andy Katz chose the Spiders as one of his seven "Final Four sleepers" in October and ESPN's Dick Vitale [said](#) Richmond is this year's Dayton, "a mid-major that can surprise the elite powers," in November.

SHEROD GOES DOWN

The Spiders suffered a major blow on October 15 when guard Nick Sherod suffered a season-ending injury, tearing his right ACL, MCL, and meniscus.

Sherod, who missed all but six games of the 2018-19 season after tearing his left ACL in a game against Hampton in November 2018, was the Spiders' second-leading rebounder (5.4 RPG) and tied for UR's third-leading scorer (12.7 PPG) last season. He made a team-high 78 three-pointers, tied for the sixth-most in a season in school history, and shot 43.8 percent from three-point range, 10th best among all players in Division I.

Sherod underwent successful surgery on November 2.

OTHER MISSING PIECES

Richmond's depth, which Chris Mooney has said he believed was among the best in the nation prior to the season, suffered another blow in late December, when redshirt sophomore Connor Crabtree was diagnosed with a fractured right foot. Crabtree, who missed the first four games of the season while recovering from a groin injury, totaled eight points and five rebounds in 21 minutes in his final game before the injury, against Hofstra on December 22. Crabtree could be cleared to return in mid-March.

Freshman forward Andre Weir left the program at the end of the first semester. He did not appear in a game at Richmond and has since transferred to FGCU.

THE SPIDERS SYSTEM

Over his 16 seasons at Richmond, Chris Mooney's offense has evolved into a system that embodies the concept of "position-less basketball." While shorter players will begin most possessions further away from the basket and taller players will begin most possessions on the wing or in the paint, they will rarely end up anywhere near where they started. On each possession, every player on the court is equally as likely to handle the ball, shoot a three, cut back door, or set up in the post. The Spiders' offense places a premium on passing, cutting, and outside shooting, and Richmond's coaches focus on developing those skills in each Spider.

Richmond's offense often results in a high team field goal percentage, a ton of opportunities for assists, and relatively few turnovers. Over the previous five seasons (2015-16 through 2019-20), Richmond ranks 20th in D-I in field goal percentage (47.0), 10th in assists per game (16.0), 11th in fewest turnovers per game (10.9), and third in assist-turnover ratio (1.47).

FROM ZONE TO MAN

While Richmond's offense has been one of the best in Division I for years, the Spiders made a major improvement on defense last year after switching from a matchup zone scheme to a man-to-man system during the offseason.

Richmond ranked 54th in adjusted defensive efficiency last season, according to KenPom, after ranking 287th in 2018-19.

Richmond was the A-10's top defense during conference play last season, allowing just 92.9 points per 100 possessions. NCAA.com named Richmond a "Defense to Watch" this season.

TITANIC TURNAROUND

Richmond finished 24-7 in 2019-20, an 11-win improvement from its 13-20 mark in 2018-19 that was tied for the third-best wins increase of any D-I program last season.

The Spiders tied a school record for regular-season wins and won a program record 14 conference games en route to earning a 2-seed in the Atlantic 10 Championship, Richmond's highest since joining the conference in 2001.

Over 82 percent of industry bracketologists had the Spiders in the NCAA Tournament field in their final bracket, according to BracketMatrix.com.

NATIONAL EXPOSURE

At least 14 of the Spiders scheduled 27 regular-season games this season will be broadcast on national television: seven on the ESPN family of networks, six on CBS Sports Network, and one on NBC Sports Network.

The Spiders are slated to play a primetime game on ESPN on four of the final five Fridays of the regular season, a stretch that begins with January 29th's home game against Saint Louis, picked as runner-up to UR in the conference's preseason poll.

VOICE OF THE SPIDERS

For the 38th straight season, Bob Black will handle play-by-play duties for Spider men's basketball broadcasts. Black also hosts a morning show on ESPN Richmond, the Spiders radio rights-holder.

For home games, Black will be teamed with analyst Greg Beckwith, a member of the Richmond Athletics Hall of Fame who is still the program's career leader in assists.

In addition to doing the ESPN Richmond radio broadcast for all Robins Center games on national TV, Black and Beckwith will anchor the SpiderTV broadcast for all of Richmond's home games on regional TV. Those broadcasts will be produced and directed by Richmond Athletics Video Specialist Blake Ellett.

REPLACING UR'S "BEST CLASS EVER"

Richmond currently has five scholarship seniors/grad students on the roster: Nathan Cayo, Blake Francis, Jacob Gilyard, Grant Golden, and Nick Sherod. Chris Mooney predicted during the 2018-19 season that this group would eventually be known as "the best class Richmond's ever had."

The tall task of replacing that class will fall to Richmond's incoming class of freshmen, currently a group of four:

- 6'4" guard Malcolm Dread of Gonzaga High School is the 2nd-ranked 2021 recruit in Washington, DC, according to 247sports.com. His brother Myles is a two-year starter at Penn State.
- 6'7" forward Aidan Noyes of Cincinnati's Archbishop Moeller is Ohio's 13th-ranked recruit in 2021 and led his team to a final No. 1 ranking in the state in 2020.

- 5'10" guard Jason Nelson attends Richmond's John Marshall High and led his team to a Class 2 state championship in 2020 while being named Class 2 State Player of the Year. He chose UR over Vanderbilt and VCU.

- 6'5" guard Marcus Randolph from Archbishop Wood outside Philadelphia received 13 D-I offers. Archbishop Wood is expected to be one of the best high school teams in the nation this season.

BIG GAMES

20-POINT GAMES

NAME	CAREER	LAST
Grant Golden	28	22 (Davidson, 12/30/20)
Blake Francis	22 (11 at UR)	21 (St. Bona, 1/2/21)
Jacob Gilyard	20	22 (Rhode Island, 1/6/21)
Nick Sherod	13	23 (VCU, 2/15/20)
Nathan Cayo	7	23 (Morehead St, 11/27/20)
Tyler Burton	1	21 (UNI, 12/9/20)

DOUBLE-FIGURE SCORING GAMES

NAME	CAREER	LAST
Grant Golden	87	17 (Rhode Island, 1/6/21)
Jacob Gilyard	76	22 (Rhode Island, 1/6/21)
Blake Francis	72 (34 at UR)	15 (Rhode Island, 1/6/21)
Nick Sherod	58	13 (Duquesne, 3/6/20)
Nathan Cayo	45	14 (Rhode Island, 1/6/21)
Tyler Burton	13	11 (Rhode Island, 1/6/21)
Andre Gustavson	6	10 (Charleston, 12/14/19)
Souleymane Koureissi	2	10 (GW, 2/9/19)

DOUBLE-FIGURE REBOUNDING GAMES

NAME	CAREER	LAST
Grant Golden	17	11 (UNI, 12/9/20)
Tyler Burton	4	11 (Davidson, 12/30/20)
Nathan Cayo	3	10 (St. Bona, 1/2/21)
Nick Sherod	3	11 (Duquesne, 3/6/20)

DOUBLE-FIGURE ASSIST GAMES

NAME	CAREER	LAST
Jacob Gilyard	4	11 (UNI, 12/9/20)
Andre Gustavson	1	10 (Georgetown, 11/28/18)

DOUBLE-DOUBLES

NAME	CAREER	LAST
Grant Golden	15	17 Pts 11 Reb (12/9/20)
Nathan Cayo	3	12 Pts 10 Reb (1/2/21)
Tyler Burton	3	18 Pts 11 Reb (12/30/20)
Nick Sherod	3	13 Pts 11 Reb (3/6/20)
Jacob Gilyard	3	12 Pts 11 Ast (12/9/20)

SPIDERS IN OVERTIME

All-Time Record: 77-51
 2019-20 OT Record: 2-0
 Last OT Game: W vs Vanderbilt, 93-92, 11/14/19
 Last OT Win: W vs Vanderbilt, 93-92, 11/14/19
 Last OT Loss: L at Fordham, 69-65, 1/3/18
 Double OT Record: 10-10
 Last 2OT Game: W at GW, 98-90, 1/28/16
 Triple OT Record: 8-1
 Last 3OT Game: L, vs. Saint Louis, 85-72, 2/8/09
 Home OT Record: 46-18
 Last Home OT Game: W vs Vanderbilt, 93-92, 11/14/19
 Road OT Record: 22-30
 Last Road OT Game: W at Duquesne, 77-73, 1/24/18
 Neutral OT Record: 8-3
 Last Neutral OT Game: L vs. VCU, 87-77, 3/11/17

SPIDERS BY THE NUMBERS

- 9 NCAA Tournament Appearances
- 6 Conference Championships
- 8 NCAA Tournament Wins/2 Sweet Sixteens
- 1st 15-seed to beat a 2-seed (1991 vs Syracuse)
- Smallest school (3,227 undergraduate enrollment) to make NCAA Sweet 16 since Davidson in 2008
- 22 Professional Players under Chris Mooney
- 13 Wins over Top 25 since 2008



WHERE THE SPIDERS DWELL

ROBINS CENTER

Built in 1972 through the generosity of the E. Claiborne Robins family, the Robins Center is in its 49th season as one of the premier small-school college basketball arenas in the nation.

Last season, Richmond averaged 6,001 fans per game, a five percent increase from 2018-19 and the second-highest attendance for any Division I program among schools its size (enrollment of 4,002) or smaller. The only school Richmond's size or smaller to play in front of larger crowds in 2019-20 was Siena (6,228).

The Spiders average attendance ranked fifth in the Atlantic 10 last season behind Dayton, VCU, Saint Louis, and Rhode Island and among the top quarter of all Division I schools (85th out of 350). Richmond's crowds swelled as the Spiders fought their way into the NCAA Tournament conversation. An average crowd of 6,826 attended the Spiders final six home games of 2019-20, a stretch that included four sell-outs.

Renovations to the lower level of the building in 2018 resulted in the creation of the Blandford-Everett Student-Athlete Performance Center, which provides Richmond's student-athletes with the latest strength and conditioning equipment, access to a nutrition fueling center, and a state-of-the-art sports medicine facility.

The arena underwent a \$17 million renovation in 2013 that revamped the lighting system and installed four 33' x 15' video boards in the corner sections. The renovation also reduced the arena's capacity from more than 9,000 to its current 7,201.



Capacity	7,201
Season	49th
1st Game	12/3/1972 (Lvs Maryland)
All-Time Record	462-222 (3-2 this season, 14-2 last season)
2019-20 Avg Attendance	6,001
2019-20 Sellouts	4 (Dayton, GW, VCU, UMass)
Most Home Wins In A Season	16 (2014-15)

QUEALLY ATHLETICS CENTER

The Queally Athletics Center is the new home of Spiders basketball.

Opened in October following 18 months of construction, the \$15 million practice facility's centerpiece is the Spiders new practice gym. The gym includes a replica of the Robins Center court plus two additional half-courts and two more retractable baskets on the sidelines of the main court, for a total of six in the facility. Steps from the court is a 20-seat theater that allows for instant review of practice film and diagramming of offensive and defensive schemes.

The Spiders new strength and conditioning area abuts the court's endline, separated only by a pair of see-through retractable overhead doors. A six-table Sports Medicine suite, a hydrotherapy room with two pools, and a nutrition station all border the strength and conditioning area.

Locker rooms and lounges for the men's and women's team are also located on the ground floor, while the second floor includes Spider Hall, the main entrance to the Queally Athletics Center. The space, which serves to engage fans and alumni in celebration of the proud tradition of Richmond Athletics, features a giant video board as well as entrances to Millhiser Gymnasium and the University's new Student Well-Being Center, which are both adjacent to the QAC.

Head coach Chris Mooney believes that the facility will have a tremendous impact on his team. "The Queally Athletic Center will transform our entire basketball program. Our student-athletes will utilize the amenities of the physical structure each and everyday as prospective Spiders see the facility and anticipate their future at Richmond," said Mooney.

The facility is named for 1986 alumni Paul and Anne-Marie Queally, longtime supporters of the University of Richmond who contributed a \$7.5 million lead gift to launch the fundraising efforts for the new center.




MILLHISER GYMNASIUM (MILL-high-zer)

As it nears its 100th birthday, one of the most historic and celebrated buildings on Richmond's campus has been completely renovated and is now home to Richmond Athletics Student-Athlete Development Center and offices for both the men's basketball and women's basketball staff.

The newest version of Millhiser Gymnasium opened in fall 2020 after being refurbished as part of the University's construction of the Queally Athletics Center and Student Well-Being Center. A mezzanine level was installed to provide office suites for Richmond's basketball programs while the first floor, which still includes the historic gymnasium court surface, is the site of the Student-Athlete Development Center. The Center includes work and meeting space for Richmond's student-athletes as well as offices for the Spiders Academic Services and Leadership Development departments.

Millhiser's entry hall also includes a classroom that overlooks the Queally Athletics Center's practice court and a recruiting room with end zone views of Robins Stadium.

As part of Richmond Athletics commitment to a sensitive restoration of the facility, many of Millhiser's iconic Gothic windows, which had been bricked in for decades, were re-opened. Millhiser Gymnasium opened in 1921 and was Richmond's home court between 1922 and 1946.



TEAM GAME-BY-GAME

Opponent	Date	Score	Total		3-Pointers		Free throws		Rebounds				PF	A	TO	BLK	STL	PTS	AVG
			FG-FGA	PCT	3FG-FGA	PCT	FT-FTA	PCT	OFF	DEF	TOT	AVG							
vs Morehead St.	11/27/2020	82-64 W	35-63	.556	7-24	.292	5-12	.417	8	27	35	35.0	11	16	12	3	8	82	82.0
at Kentucky	11/29/2020	76-64 W	29-67	.433	7-25	.280	11-14	.786	6	25	31	33.0	24	15	10	2	10	76	79.0
Wofford	12/07/2020	77-72 W	28-58	.483	8-18	.444	13-20	.650	6	26	32	32.7	13	13	9	3	7	77	78.3
UNI	12/09/2020	78-68 W	29-59	.492	8-21	.381	12-15	.800	7	32	39	34.3	16	18	13	3	9	78	78.3
at West Virginia	12/13/2020	71-87 L	23-57	.404	6-26	.231	19-29	.655	10	24	34	34.2	15	13	16	0	10	71	76.8
at Vanderbilt	12/16/2020	78-67 W	30-51	.588	6-15	.400	12-16	.750	3	24	27	33.0	15	14	13	3	8	78	77.0
vs Loyola Chicago	12/18/2020	75-73 W	27-52	.519	6-12	.500	15-19	.789	5	22	27	32.1	17	10	15	0	12	75	76.7
Hofstra	12/22/2020	71-76 L	29-57	.509	7-24	.292	6-13	.462	7	17	24	31.1	17	18	7	0	6	71	76.0
at Davidson	12/30/2020	80-74 W	31-54	.574	8-16	.500	10-12	.833	2	22	24	30.3	11	15	9	5	6	80	76.4
St. Bonaventure	01/02/2021	66-69 L	23-54	.426	6-24	.250	14-21	.667	9	20	29	30.2	16	14	9	3	6	66	75.4
Rhode Island	01/06/2021	80-73 W	29-64	.453	8-18	.444	14-17	.824	7	20	27	29.9	16	16	7	2	7	80	75.8
Total		834	313-636	.492	77-223	.345	131-188	.697	70	259	329	29.9	171	162	120	24	89	834	75.8
Opponents		787	300-639	.469	74-233	.318	113-175	.646	110	282	392	35.6	174	131	164	19	53	787	71.5

Richmond Averages

Games Played	Points/game	FG Pct	3FG Pct	FT Pct	Rebounds/game	Assists/game	Turnovers/game	Assist/Turnover ratio	Steals/game	Blocks/game
11	75.8	49.2	34.5	69.7	29.9	14.7	10.9	1.4	8.1	2.2

OPPONENT GAME-BY-GAME

Opponent	Date	Score		Total		3-Pointers		Free throws		Rebounds				PF	A	TO	BLK	STL	PTS	AVG
				FG-FGA	PCT	3FG-FGA	PCT	FT-FTA	PCT	OFF	DEF	TOT	AVG							
vs Morehead St.	11/27/2020	82-64 W		25-58	.431	8-30	.267	6-9	.667	6	23	29	29.0	14	11	19	2	3	64	64.0
at Kentucky	11/29/2020	76-64 W		22-61	.361	0-10	.000	20-33	.606	21	33	54	41.5	15	5	21	3	4	64	64.0
Wofford	12/07/2020	77-72 W		27-61	.443	12-34	.353	6-11	.545	12	29	41	41.3	19	14	14	1	6	72	66.7
UNI	12/09/2020	78-68 W		27-61	.443	3-19	.158	11-18	.611	7	26	33	39.3	16	10	10	2	5	68	67.0
at West Virginia	12/13/2020	71-87 L		36-62	.581	8-14	.571	7-13	.538	5	30	35	38.4	18	22	12	1	10	87	71.0
at Vanderbilt	12/16/2020	78-67 W		24-60	.400	6-22	.273	13-14	.929	13	21	34	37.7	15	10	15	1	4	67	70.3
vs Loyola Chicago	12/18/2020	75-73 W		26-55	.473	9-26	.346	12-18	.667	9	20	29	36.4	19	18	18	0	5	73	70.7
Hofstra	12/22/2020	71-76 L		29-48	.604	10-20	.500	8-15	.533	6	24	30	35.6	14	10	13	0	4	76	71.4
at Davidson	12/30/2020	80-74 W		29-61	.475	7-25	.280	9-14	.643	11	21	32	35.2	10	12	11	2	6	74	71.7
St. Bonaventure	01/02/2021	66-69 L		26-57	.456	5-18	.278	12-14	.857	12	26	38	35.5	18	9	12	4	3	69	71.4
Rhode Island	01/06/2021	80-73 W		29-55	.527	6-15	.400	9-16	.563	8	29	37	35.6	16	10	19	3	3	73	71.5
Total		787		300-639	.469	74-233	.318	113-175	.646	110	282	392	35.6	174	131	164	19	53	787	71.5
Richmond		834		313-636	.492	77-223	.345	131-188	.697	70	259	329	29.9	171	162	120	24	89	834	75.8

Opponents Averages

Games Played	Points/game	FG Pct	3FG Pct	FT Pct	Rebounds/game	Assists/game	Turnovers/game	Assist/Turnover ratio	Steals/game	Blocks/game
11	71.5	46.9	31.8	64.6	35.6	11.9	14.9	0.8	4.8	1.7



Front Row (L to R): Quentin Southall, Andre Gustavson, Jordan Gaitley, Jacob Gilyard, Blake Francis, Sullivan Kulju, Isaiah Wilson, Gabe Arizin
Back Row (L to R): Dji Bailey, Souleymane Koureissi, Andre Weir, Grant Golden, Matt Grace, Tyler Burton, Connor Crabtree, Nathan Cayo
Not pictured: Nick Sherod



SPECIALTY STATS

DATE	OPPONENT	PTS/TO	PAINT	2ND CHANCE	FAST BREAK	BENCH	TIES	LEAD CHANGES	LEADING	TRAILING	LEAD LOST/DEFICIT OVERCOME
11/27	Morehead St	19	52	7	11	10	3	7	37:20	1:20	trailed by 2 (1st - 19:49)
11/29	Kentucky	22	42	10	10	10	12	14	21:55	10:36	trailed by 6 (2nd - 19:10)
12/7	Wofford	15	38	2	14	13	2	6	36:23	2:40	trailed by 5 (2nd - 2:18)
12/9	Northern Iowa	13	40	9	9	6	3	8	24:57	13:38	trailed by 10 (1st - 3:59)
12/13	West Virginia	9	28	10	12	15	5	4	2:03	35:46	led by 2 (1st - 17:57)
12/16	Vanderbilt	20	38	1	6	9	1	0	39:11	--	--
12/18	Loyola Chicago	18	32	2	8	6	3	2	37:37	0:19	trailed by 1 (1st - 16:55)
12/22	Hofstra	13	32	9	6	13	2	10	9:26	28:44	led by 9 (2nd - 10:28)
12/30	Davidson	16	36	4	7	2	8	3	27:25	7:24	trailed by 5 (2nd - 7:26)
1/2	St. Bonaventure	11	32	8	4	5	4	16	4:11	31:43	led by 2 (1st - 10:37)
1/6	Rhode Island	20	32	4	13	1	5	2	36:27	0:43	trailed by 2 (2nd -19:28)

FAMILY BUSINESS

Several Spiders have family members who participated in college athletics.

Grad student Nick Sherod is the son of E.J. Sherod who played basketball at ODU. Nick's grandfather, Edmund, was a Hall-of-Famer at VCU before playing for the New York Knicks.

Jacob Gilyard's father Rodney is a member of Ottawa University's Athletics Hall of Fame and graduated as the school's all-time leader in assists and steals in 1992.

Sophomore Tyler Burton's father Quinton played at Providence and helped the Friars to a pair of NCAA Tournament appearances in 1989 and 1990. He scored 11.1 PPG as a senior. When he was being recruited, his final two schools were Providence and Richmond.

Grant Golden's father played at Fairfield University and he had two grandfathers that played collegiate football. Grant's brother Bryce is a sophomore on Butler's team this season.

Grad student Jordan Gaitley is the son of Stephanie Gaitley, currently the head coach of the women's basketball team at Fordham University and the head coach of Richmond's women's team from 1985-91, when she amassed a 116-63 record over six seasons at the Robins Center. Gaitley also has two older brothers who played collegiately. His oldest brother Dutch is currently an assistant coach for the Charlotte Hornets.

Sophomore Gabe Arizin is the grandson of Basketball Hall-of-Famer Paul Arizin, a 10-time NBA All-Star who twice led the league in scoring. He attended Villanova and led the nation in scoring as a senior in 1950. His No. 11 jersey has been retired by the school. He was inducted into the College Basketball Hall of Fame in 2006. Gabe's father Mike played at William & Mary and La Salle. He earned All Southern-Conference honors following his freshman and sophomore seasons at W&M.

Freshman Quentin Southall is the son of Cornelius Southall, who played defensive back for Notre Dame and led the Irish to a national championship in 1988.

Grad student Blake Francis' father Carl attended Virginia Union University and played linebacker for four seasons. He is currently the Director of Communications for the NFL Player's Association. Also in Francis' family:

- Brother Branden played football at Liberty from 2010-13
- Cousin Tyler Thornton played basketball at Duke from 2010-14
- Cousin Marques Hagans started at QB for Virginia from 2004-05 and played in 10 NFL games after being picked in the 2006 NFL Draft.



PAUL ARIZIN



PTS-REB-AST

Opponent	Date	Score		00	1	2	3	4	13	15	21	22	24	33
				GILYARD, JA	FRANCIS, BL	KOUREISSI, BURTON, TYL	CAYO, NATHA	CRABTREE, C	GRACE, MATT	WILSON, ISA	GUSTAVSON, BAILEY, DJI	GOLDEN, GRA		
vs More	11/27/2020	82-64	W	13-5-5	13-4-5	2-1-0	7-12-0	23-1-1	DNP	6-3-1	2-2-0	DNP	0-1-0	16-4-4
at UK	11/29/2020	76-64	W	6-4-6	18-3-2	0-0-0	11-4-0	18-6-1	DNP	3-1-0	0-0-0	7-3-1	DNP	13-7-5
WOF	12/07/2020	77-72	W	18-5-6	8-0-1	5-2-0	12-7-0	11-6-1	DNP	0-4-3	0-0-0	8-2-0	DNP	15-4-2
UNI	12/09/2020	78-68	W	12-3-11	16-1-1	3-3-0	21-13-0	6-4-0	DNP	0-1-1	0-1-0	3-1-1	DNP	17-11-4
at WVU	12/13/2020	71-87	L	7-0-6	12-2-0	7-2-1	14-10-0	14-6-1	5-2-0	0-0-1	2-0-1	1-2-2	0-0-0	9-8-1
at Vandy	12/16/2020	78-67	W	8-2-5	21-3-4	1-0-0	13-4-0	13-3-2	6-0-0	0-1-0	DNP	2-3-0	DNP	14-8-3
vs Loyola	12/18/2020	75-73	W	19-1-3	27-3-2	2-1-0	4-9-2	5-2-1	0-0-0	0-0-0	DNP	4-2-0	DNP	14-7-2
Hof	12/22/2020	71-76	L	13-2-6	13-2-3	2-0-0	15-7-0	2-2-2	8-5-1	0-2-0	DNP	3-1-1	DNP	15-2-5
at DC	12/30/2020	80-74	W	7-1-5	16-1-5	2-1-0	18-11-0	15-3-1	DNP	0-0-0	0-1-0	DNP	DNP	22-3-4
SBU	01/02/2021	66-69	L	13-1-4	21-1-3	3-2-0	8-7-1	12-10-0	DNP	2-0-0	0-1-0	DNP	DNP	7-5-6
URI	01/06/2021	80-73	W	22-0-4	15-1-4	1-3-1	11-6-1	14-5-1	DNP	0-1-0	0-2-0	DNP	DNP	17-9-5

SPIDER BITES

When asked what sport they are best at besides basketball, there was little agreement among the Spiders. Three each chose baseball (Bailey, Crabtree, and Golden) and football (Francis, Weir, Wilson), with lacrosse (Arizin, Grace), soccer (Cayo, Gustavson), and tennis (Burton, Gilyard) also receiving multiple votes. Perhaps unsurprisingly, no one echoed Sullivan Kulju, who claims his best non-basketball sport is badminton, or Jordan Gaitley, who chose cornhole.



Freshman Quentin Southall said his favorite quarantine activity was painting, while Sullivan Kulju said it was playing Pokemon. The most popular answer (six of 17) among the Spiders was playing video games. When it comes to preferred gaming system, 76 percent of the Spiders (13 of 17) prefer PlayStation to Xbox.

The race for favorite podcast was a runaway, as more than half (eight of 17) of the Spiders chose The Big Guard Podcast, hosted by current Spiders Grant Golden and Nick Sherod along with Grant's brother Bryce, currently a junior at Butler.

While Tyler Burton professes to cook an excellent filet mignon and Connor Crabtree says he makes an stellar pasta dish with shrimp or chicken, more than 40 percent (seven of 17) of this year's Spiders said the best thing they can cook is simply some version of eggs. Asked how they like their eggs, 65 percent (11 of 17) chose scrambled.



Speaking of chicken, 71 percent of the Spiders say chicken is their meat of choice, with 29 percent opting for beef. There are no self-professed vegetarians on this year's roster.

The majority of Spiders who were willing to reveal their nicknames are called something close to their given name by friends and teammates, including Q for Quentin Southall, Zay for Isaiah Wilson, Crab for Connor Crabtree, Goose for Andre Gustavson, and T-Burt for Tyler Burton. Among the more creative nicknames are Stick Work (Nick Sherod), School You (Sullivan Kulju), Swerve (Grant Golden), Blizz (Blake Francis), and Pill (Jacob Gilyard).



There was a wide variety of choices when the Spiders were asked to choose their favorite non-basketball athlete ever, with no individual picked more than twice. Bo Jackson was the choice for freshmen Dji Bailey and Andre Weir, despite the fact that Jackson played his last pro sporting event in 1994, more than seven years before either Bailey or Weir were born. Portuguese soccer superstar Cristiano Ronaldo also received two votes (Connor Crabtree and Andre Gustavson), while teammates Tyler Burton and Nathan Cayo chose Serena Williams.

More bus trips due to COVID-19 protocols are bad news for the 53 percent of Spiders (nine of 17) who would rather fly than drive.

Faced with the eternal question of whether they prefer ninjas or pirates, a whopping 82 percent (14 of 17) of Spiders chose ninjas. That's hARRRRRRd news for Grant Golden, Jacob Gilyard, and Quentin Southall, who picked pirates.



The Spiders were divided on whether they prefer Netflix or YouTube, with each service receiving eight votes. Sullivan Kulju declined to choose, instead naming Hulu as his streaming service of choice.



More than half (nine of 17) of this year's Spiders chose the ocean as their preferred body of water, more than river (three) and lake (five) combined. Jacob Gilyard is such a fan of spending time at lakes he said that going to the lake was his favorite activity during quarantine.

There are 16 Spiders on this year's team who say they prefer showers to baths. And then there's Isaiah Wilson.

Only four Spiders have tattoos: Dji Bailey and Connor Crabtree each have one while Isaiah Wilson has two. Jacob Gilyard has three, all of which he got this October.



Richmond's road blues were the runaway winner when this year's Spiders were asked to choose their favorite uniform. The blues were the choice of 11 Spiders, while three chose the home whites and three chose the alternate reds.



INDIVIDUAL GAME HIGHS

POINTS	27		Blake Francis vs Loyola Chicago (N) (12/18/2020)
	23		Nathan Cayo vs Morehead St. (N) (11/27/2020)
	22		Jacob Gilyard vs Rhode Island (01/06/2021)
	22		Grant Golden at Davidson (12/30/2020)
	21		Blake Francis vs St. Bonaventure (01/02/2021)
	21		Blake Francis at Vanderbilt (12/16/2020)
FIELD GOALS MADE	21		Tyler Burton vs UNI (12/09/2020)
	10		Nathan Cayo vs Morehead St. (N) (11/27/2020)
	9		Grant Golden at Davidson (12/30/2020)
FIELD GOAL ATTEMPTS	9		Blake Francis vs Loyola Chicago (N) (12/18/2020)
	19		Blake Francis at Kentucky (11/29/2020)
FIELD GOAL PERCENTAGE (min 5 made)	18		Grant Golden vs UNI (12/09/2020)
	1.000	(10-10)	Nathan Cayo vs Morehead St. (N) (11/27/2020)
3 PT FG MADE	1.000	(6-6)	Nathan Cayo at Vanderbilt (12/16/2020)
	6		Jacob Gilyard vs Rhode Island (01/06/2021)
	4		Blake Francis vs Loyola Chicago (N) (12/18/2020)
3 PT FG ATTEMPTS	4		Jacob Gilyard vs Wofford (12/07/2020)
	10		Blake Francis vs St. Bonaventure (01/02/2021)
	10		Blake Francis at West Virginia (12/13/2020)
3 PT FG PERCENTAGE (min 2 made)	10		Blake Francis at Kentucky (11/29/2020)
	1.000	(3-3)	Grant Golden at Davidson (12/30/2020)
	.800	(4-5)	Blake Francis vs Loyola Chicago (N) (12/18/2020)
FREE THROWS MADE	6		Nathan Cayo vs St. Bonaventure (01/02/2021)
	5		Jacob Gilyard vs Loyola Chicago (N) (12/18/2020)
	5		Blake Francis vs Loyola Chicago (N) (12/18/2020)
	5		Souleymane Koureissi at West Virginia (12/13/2020)
	5		Jacob Gilyard vs UNI (12/09/2020)
	5		Nathan Cayo vs Wofford (12/07/2020)
FREE THROW ATTEMPTS	8		Souleymane Koureissi at West Virginia (12/13/2020)
	8		Nathan Cayo vs Wofford (12/07/2020)
FREE THROW PERCENTAGE (min 3 made)	1.000	(5-5)	Jacob Gilyard vs UNI (12/09/2020)
	1.000	(4-4)	Jacob Gilyard vs Rhode Island (01/06/2021)
	1.000	(4-4)	Connor Crabtree vs Hofstra (12/22/2020)
	1.000	(4-4)	Andre Gustavson vs Loyola Chicago (N) (12/18/2020)
	1.000	(4-4)	Blake Francis at Vanderbilt (12/16/2020)
	1.000	(4-4)	Tyler Burton vs UNI (12/09/2020)
	1.000	(4-4)	Grant Golden at Kentucky (11/29/2020)
	1.000	(3-3)	Blake Francis at Davidson (12/30/2020)
	1.000	(3-3)	Blake Francis at Kentucky (11/29/2020)
REBOUNDS	13		Tyler Burton vs UNI (12/09/2020)
	12		Tyler Burton vs Morehead St. (N) (11/27/2020)
ASSISTS	11		Jacob Gilyard vs UNI (12/09/2020)
	6		Grant Golden vs St. Bonaventure (01/02/2021)
	6		Jacob Gilyard vs Hofstra (12/22/2020)
	6		Jacob Gilyard at West Virginia (12/13/2020)
	6		Jacob Gilyard vs Wofford (12/07/2020)
	6		Jacob Gilyard at Kentucky (11/29/2020)
STEALS	6		Jacob Gilyard at Vanderbilt (12/16/2020)
	5		Jacob Gilyard vs Rhode Island (01/06/2021)
	5		Jacob Gilyard vs Wofford (12/07/2020)
	5		Jacob Gilyard at Kentucky (11/29/2020)
BLOCKED SHOTS	2		Grant Golden vs St. Bonaventure (01/02/2021)
	2		Tyler Burton at Davidson (12/30/2020)
	2		Nathan Cayo at Davidson (12/30/2020)
	2		Nathan Cayo vs Morehead St. (N) (11/27/2020)





CHRIS MOONEY

HEAD COACH

16th SEASON

PRINCETON, 1994

Chris Mooney is the winningest coach in Richmond basketball's storied history, having compiled a 274-222 record in his first 15 seasons with the Spiders. In 2019-20, Mooney led Richmond to one of the best regular seasons in program history and was on the verge of taking the Spiders to the NCAA Tournament for the third time when the postseason was canceled due to COVID-19.

Despite not having a senior on the roster, the Spiders went 24-7, tying the school record for regular-season wins, and posted three wins over power-conference opponents, including a victory over eventual Big Ten champion Wisconsin in the Legends Classic. Richmond went 14-4 in conference play, a program record for conference wins in a season, and finished second in the Atlantic 10, the highest regular-season finish for UR since joining the conference in 2001. Mooney's Spiders relied on a starting lineup comprised entirely of juniors, three of whom -- Jacob Gilyard, Blake Francis, and Grant Golden -- earned All-Atlantic 10 honors following the season. Gilyard was also named A-10 Defensive Player of the Year and was a semifinalist for the Naismith National Defensive Player of the Year Award after leading D-I with 99 steals, a single-season school record. The Spiders received votes in the AP Top 25 six times, including a season-high six in the final poll of the season. Richmond's turnaround was one of the most impressive in the nation, with the Spiders 11-win improvement from 2018-19 tying for the third-highest of any team in Division I.

Hired by Richmond prior to the 2005-06 season, Mooney has led the Spiders to seven postseason appearances, including two NCAA Tournaments and two NIT Quarterfinals, and is the second longest-tenured coach in the Atlantic 10, trailing only Bob McKillop (Davidson). Mooney enters 2020-21 fifth all-time in conference history in both A-10 wins by a head coach (138) and overall wins by an A-10 head coach (274).

Mooney has earned many honors at Richmond. He was tabbed the Sporting News Atlantic 10 Coach of the Year in 2010, while also being selected as a finalist for the Jim Phelan National Coach of the Year Award. That same year, he won Richmond's Voice of the University Award, given to a faculty or staff member for being a voice that represents the University of Richmond in a positive manner to the wider community. Later in 2010, Richmond Style Weekly tabbed him for the 40 Under 40 list, spotlighting UR's community involvement with the homeless, Special Olympics, Arthritis Foundation, Friends of Jaclyn Foundation and the ASK Foundation for Childhood Cancer Research. For the last five years, Mooney has headlined the Coaches' Cookoff which raises money for Max's Positive Vibe Cafe, a non-profit dedicated to training and employing people with learning disabilities.

22 of Mooney's former players have gone on to play professionally in either the NBA, the G League, or overseas, including at least one from 11 of the last 14 graduating classes.

In 2018-19, the Spiders became the first team in four years to place a pair of sophomores on the Atlantic 10's All-Conference teams, as Jacob Gilyard earned Second Team honors and Grant Golden was named to the Third Team. Gilyard and Golden were forced into bigger roles after junior Nick Sherod, the Spiders most experienced starter, suffered a season-ending knee injury in late November. In December, the Spiders knocked off ACC-foe Wake Forest for Chris Mooney's 240th win at Richmond, moving him past Dick Tarrant as the winningest coach in school history.

In 2017-18, Mooney oversaw the development of one of the nation's youngest teams with a junior, two sophomores, and two freshmen in the starting lineup. Facing one of the 25 most difficult out-of-conference schedules in Division I, the Spiders entered A-10 play with a 2-10 record. But Richmond exceeded expectations in the conference, finishing tied for fifth with a 9-9 record that included a pair of wins against crosstown rival VCU and a 2-0 mark against eventual league champion Davidson. Following a 3-13 start, Richmond went 9-7 over the final two months of the season.

In 2016-17, the Spiders swept the two major Atlantic 10 awards, with senior T.J. Cline winning A-10 Player of the Year and freshman De'Monte Buckingham earning Rookie of the Year honors. It was just the third time one school swept the awards in A-10 history. UR rebounded from a 6-6 start to finish third in A-10 play and earn an NIT bid where the Spiders won games at Alabama and home vs Oakland.

In 2014-15, Richmond finished the regular season on a six-game winning streak, and was one of the "Last Four Out" of the NCAA Tournament at-large field, thereby securing the No. 1 seed and home-court advantage in the NIT, where they would reach the tournament's quarterfinals.

2009-10 and 2010-11 are remembered as two of the top seasons in Mooney's coaching career and in Spider basketball history. In the spring of 2010, Richmond earned its first NCAA at-large bid since 2004, garnering a seven seed before falling in the first round of the tournament. Mooney was named the 2010 Sporting News Atlantic 10 Coach of the Year, and was a finalist for the 2010 Jim Phelan National Coach of the Year award. The Spiders finished the season ranked 24th in the final AP Top 25.

In 2011, Richmond defeated Dayton in the A-10 championship game to earn Mooney's first conference championship, the Spiders first and only league title since Richmond joined the Atlantic 10 in 2001. The 2010-11 Spiders would go on to the second Sweet 16 in program history by downing Vanderbilt and Morehead State in the NCAA Denver Subregional. The Spiders run came to an end at the hands of Kansas in San Antonio. Richmond finished 29-8, set a school record for wins, and finished 21st in the coaches poll.

Mooney previously coached at Air Force for five seasons: three as an assistant, one as an associate head coach and his final season as head coach. In 2004-05, Mooney led the Falcons to an 18-12 record and votes in the national polls. His 18 victories were the most by a first-year head coach at Air Force.

Mooney began coaching at the high school level, taking a job at Lansdale Catholic High School in Lansdale, Pa., in 1994. His first college coaching experience came at Division III Beaver College, now known as Arcadia University. He spent two seasons there from 1998-2000. While at Beaver College, Mooney only coached part-time, spending much of his time as an event coordinator. He helped plan weddings and events while also serving as the team manager. Mooney is married to the former Lia Chomat, a Princeton graduate who also has a doctorate in psychology from Penn. The couple has two sons, Danny and Ryan.

COACHING HONORS

2010 Sporting News Atlantic 10 Coach of the Year
2010 Jim Phelan National Coach of the Year Finalist

POSTSEASON ACCOMPLISHMENTS

2017 NIT Quarterfinals
2015 NIT Quarterfinals
2013 CBI Quarterfinals
2011 NCAA Sweet 16
2011 Atlantic 10 Tournament Champions
2010 NCAA First Round
2009 CBI Semifinals
2008 CBI First Round

AS A HEAD COACH

YEAR	SCHOOL	RECORD	CONF.	FINISH
2020-21	Richmond	8-3	2-1	--
2019-20	Richmond	24-7	14-4	2nd
2018-19	Richmond	13-20	6-12	t-10th
2017-18	Richmond	12-20	9-9	t-5th
2016-17	Richmond	22-13	13-5	t-3rd
2015-16	Richmond	16-16	7-11	9th
2014-15	Richmond	21-14	12-4	4th
2013-14	Richmond	19-14	8-8	7th
2012-13	Richmond	19-15	8-8	t-8th
2011-12	Richmond	16-16	7-9	t-9th
2010-11	Richmond	29-8	13-3	3rd
2009-10	Richmond	26-9	13-3	3rd
2008-09	Richmond	20-16	9-7	t-5th
2007-08	Richmond	16-15	9-7	t-4th
2006-07	Richmond	8-22	4-12	t-12th
2005-06	Richmond	13-17	6-10	t-11th
2004-05	Air Force	18-12	9-5	3rd
1999-00	Arcadia (D3)	16-10	12-4	2nd
1998-99	Arcadia (D3)	8-17	7-9	6th
Richmond (2005-pres.)		282-225 (.556)	140-115 (.549)	
Air Force (2004-05)		18-12 (.600)	9-5 (.643)	
Career Record (D-I only)		300-237 (.559)	149-120 (.554)	

Head Coach, Richmond, 2005-present
Head Coach, Air Force, 2004-05
Associate Head Coach, Air Force, 2003-04
Assistant Coach, Air Force, 2000-03
Head Coach, Arcadia University (Div III), 1997-00

AS A PLAYER

A 1994 graduate with a B.A. in English, Mooney led Princeton to the NCAA Tournament twice following a pair of conference titles. The four-year letterwinner amassed 1,071 points, which ranks 25th on Princeton's all-time scoring list entering 2019-20, and started all 107 games in his career.





#0 JACOB GILYARD G | SR | 5'9" | 160 KANSAS CITY, MO THE BARSTOW SCHOOL

CAREER HIGHS

Statistic	Value	
Points	31	vs IUPUI 11/16/18
Rebounds	8	4 times
Assists	11	vs UNI 12/09/20
Steals	7	vs Oral Roberts 12/15/18, vs High Point 12/22/18, vs Vanderbilt 11/14/19
Blocks	1	7 times
FG Made	12	vs IUPUI 11/16/18
FG Attempts	17	vs Oral Roberts 12/15/18, at Dayton 01/06/19, vs Dayton 01/25/20
3FG Made	8	at Dayton 01/06/19
3FG Attempts	16	at Dayton 01/06/19
FT Made	10	at Alabama 12/29/19
FT Attempts	11	vs Saint Francis (PA) 11/08/19, at Alabama 12/29/19

CAREER STATS

SEASON	TEAM	GP-GS	MIN/AVG	Field Goals		3-Point		F-Throws		Rebounds				Scoring				
				FG-FGA	FG%	3FG-FGA	3FG%	FT-FTA	FT%	OFF	DEF	TOT	AVG	PF-FO	AST	TO	BLK	STL
2017-18	UR	32-32	1166/36.4	126-279	.452	58-151	.384	56-67	.836	15	54	69	2.2	56-0	130	54	1	89
2018-19	UR	31-31	1156/37.3	177-375	.472	74-204	.363	74-96	.771	20	70	90	2.9	52-0	160	75	1	88
2019-20	UR	31-31	1132/36.5	132-283	.466	58-158	.367	73-91	.802	11	84	95	3.1	52-0	178	60	5	99
2020-21	UR	11-11	413/37.5	48-115	.417	22-67	.328	20-24	.833	2	22	24	2.2	18-0	61	17	0	43
TOTAL		105-105	3867/36.8	483-1052	.459	212-580	.366	223-278	.802	48	230	278	2.6	178-0	529	206	7	319
																		1401 13.3

SENIOR (2020-21)

GAME-BY-GAME

1/6 vs Rhode Island - Had a season-high 22 points to lead all scorers ... his 20th 20-point game at Richmond ... Shot 6-8 on three-pointers ... Added 5 steals to tie Tim Winn (SBU) for 3rd-most in A-10 history with 319 ... 12/18 vs Loyola Chicago - Scored 19 points ... Registered all 4 of his steals in 1st half, including 3 in final 70 seconds ... Hit the 200th 3-pointer of his career ... 12/16 at Vanderbilt - Registered 6 steals to go over 300 career steals and move past VCU's Briante Weber for the fifth-most steals in A-10 history ... 12/9 vs UNI - Registered a career-high 11 assists, the most by a Spider since 2017 and tied for the 11th most in a game in school history ... Had more assists than the entire UNI team (10) ... Added 12 points for his third career double-double ... 12/7 vs Wofford - Led Richmond in points (18), assists (6), and steals (5) ... Made three-pointer and had 2 steals in final 20 seconds to seal win ... Passed Scott Ungerer (479) for second-most assists in UR history ... 11/29 vs Kentucky - Team-high 6 Ast were more than entire Kentucky team (5) ... Had game-high 5 steals (4 in second half) ... [Steal and behind-the-back pass](#) to Blake Francis for a layup was #1 on SportsCenter's Top 10 Plays that evening

- 1 of 20 players named to watch list for Bob Cousy Award, given to the nation's top point guard
- First Team Preseason All-Atlantic 10 selection and A-10 Preseason All-Defense Team selection ... joined Kevin Anderson (2009, 2010) as the only Spiders to be named First Team Preseason All-A-10 twice ... first Spider to be named to the A-10 Preseason All-Defense Team three times

JUNIOR (2019-20)

- Named A-10 Defensive Player of the Year, First Team All-Atlantic 10, and A-10 All-Defense Team ... First Spider to win A-10 Defensive Player of the Year since Tony Dobbins in 2004 and first Spider named First Team All-Atlantic 10 since T.J. Cline in 2017
- 1 of 10 semifinalists for Naismith National Defensive Player of the Year
- Also named Second Team All-State by VaSID and Second Team All-District in NABC District 4 (A-10)
- Led Division I with 3.2 steals per game and recorded 99 steals, breaking his own Richmond single-season record
- Became Spiders career steals leader with his 228th career steal vs Saint Louis on January 11th
- Finished 10th in D-I in assist-to-turnover ratio (2.97)
- Averaged 12.7 points per game (tied for third on team) and team-high 5.7 assists per game (third in A-10, 29th in D-I)
- 178 assists were fourth-most in a season in school history ... Ended season with 468 career assists, third most in school history
- Ended season with 190 career three-pointers, eighth most in school history
- Finished season with a career FT percentage of 79.9, eighth best in school history (minimum 200 attempts)
- 1 of two Spiders to start all 31 games ... Played team-high 36.6 minutes per game (second most in A-10 and 31st in D-I)

SOPHOMORE (2018-19)

- Selected Second Team All-Conference and named to All-Defense Team by Atlantic 10 ... First Spider to make All-Defense Team since Darrius Garrett in 2012 and second Spiders sophomore to ever make First Team or Second Team All-Atlantic 10 (Kevin Anderson - 2009)
- Named Second Team All-District 4 (Atlantic 10) by National Association of Basketball Coaches (NABC) and A-10 Player of the Year by Hoops HD
- Set UR records for assists (290), steals (177), and three-pointers (132) by a player in his first two seasons ... 868 points were fifth-most ever by Spider in his first two seasons
- Scored 17.9 points per game during conference play, best in the A-10 ... Over full season, averaged 16.2 points per game, fifth best in the conference
- Led A-10 and ranked seventh in D-I with 2.84 steals per game ... 88 steals were second most in a season in school history, trailing only his 89 in 2017-18
- Ranked fourth in A-10 in assists per game (5.2) and second in A-10 in assist-to-turnover ratio (2.13) ... 160 assists were fifth most in a season in school history
- Ranked third in A-10 in minutes per game (37.3), the most by a Spider since 2002 (Scott Ungerer - 38.4) ... Played 40 minutes in 12 games
- Made a team-high 74 three-point field goals, third most in the A-10 ... Tied school record with eight three-pointers at Dayton on January 6
- Recorded third-highest FG pct (47.2) among D-I players under six feet (among qualifiers)

FRESHMAN (2017-18)

- Set Spiders single-season record with 89 steals, breaking mark held by Tony Dobbins (85 in 2003-04) ... Recorded most steals by D-I freshman since Marcus Smart in 2012-13 ... Averaged 2.78 steals per game, sixth most in D-I
- Played team-high 36.5 minutes per game, third most among D-I freshmen and sixth most for any player in the A-10 ... 1,167 minutes played were most by freshman in Spiders history
- Set Spiders record for assists by a freshman, finishing with 130 assists to break the mark held by Ken Atkinson (115) since 1986-87 ... 130 assists were ninth-most in a season in Spiders history ... Averaged 4.1 assists per game, 18th most by D-I freshman, second most by A-10 freshman, and 10th most of any A-10 player
- 2.41 assist-to-turnover ratio ranked fifth among D-I freshmen and third most of any A-10 player (minimum three assists per game)
- Averaged 11.4 points per game, most by a Spiders true freshman since Kendall Anthony in 2011-12 (13.0) ... ranked seventh among A-10 freshmen in scoring ... 366 total points were tied for sixth most by a freshman in Spiders history
- Made 83.6 percent of his free throws (56-67), best on the team and the 10th-best single-season rate in Spiders history (minimum 50 attempts)

Most Career Points, Richmond History

Name	Points	Games
18. Kenny Wood	1,427	118
19. Walt Lysaght	1,425	110
20. Mike Skrocki	1,408	127
21. Jacob Gilyard	1,401	105

Most Career Steals, Atlantic 10 History

Name	Steals	Years
1. Pepe Sanchez (TU)	365	'97-00
2. Marques Green (SBU)	325	'01-04
3. Jacob Gilyard (UR)	319*	'17-21
3. Tim Winn (SBU)	319	'97-00
*Most in Richmond history		

Most Career Assists, Richmond History

Name	Assists	Games
1. Greg Beckwith	573	116
2. Jacob Gilyard	529	105
3. Scott Ungerer	479	120

Most Career 3-Pointers, Spiders History

Name	3-Pts	Games
1. Kendall Anthony	270	134
2. Jonathan Baker	241	114
3. David Gonzalez	237	131
4. Reggie Brown	235	137
5. ShawnDre' Jones	227	132
6. Mike Skrocki	220	127
7. Jacob Gilyard	212	105





#0 JACOB GILYARD (CONTINUED)

HIGH SCHOOL

- Advanced to state title game in three of his four seasons, winning Barstow's first state title since 1995 as a sophomore in 2015
- Missouri Class 3 All-State selection after sophomore, junior, and senior seasons ... named Missouri Class 3 Player of the Year in 2017
- Averaged 33.2 points and 7.0 assists per game as senior ... won DiRenna Award, given to the top high school basketball player in the Kansas City area
- Set Barstow single-game school scoring record with 50 points vs Washington on Dec. 5, 2016
- Played for Billy Thomas, who appeared in 53 NBA games over three seasons and was a third-team All-Big 12 selection following his senior season at Kansas in 1998

PERSONAL

- Son of Rodney and Tanya
- Father Rodney graduated from Ottawa University (Kan.) in 1992 as school's career leaders in assists and steals ... inducted into Ottawa's Athletics Hall of Fame in 2015
- Has two older siblings (Chris and Marleigh) and one younger sibling (Roman)
- Has "Roman's Army" tattooed on his wrist in support of his younger brother, who is autistic (story via The Athletic: <https://bit.ly/Gilyardfamily>)
- Born on July 14, 1998

GAMELOGS

Opponent	Date	GS	MIN	Total		3-Pointers		Free throws		Rebounds			PF	A	T/O	BLK	STL	PTS	AVG	
				FG-FGA	PCT	3FG-3FGA	PCT	FT-FTA	PCT	OFF	DEF	TOT								AVG
vs Morehead St.	11/27/2020	*	32:57	6-13	.462	1-6	.167	0-0	.000	0	5	5	5.0	1	5	2	0	3	13.0	
at Kentucky	11/29/2020	*	35:30	3-13	.231	0-8	.000	0-0	.000	0	4	4	4.5	3	6	1	0	5	9.5	
Wofford	12/07/2020	*	37:27	6-14	.429	4-7	.571	2-3	.667	0	5	5	4.7	1	6	1	0	5	18	12.3
UNI	12/09/2020	*	38:54	3-8	.375	1-4	.250	5-5	1.000	0	3	3	4.3	1	11	1	0	4	12	12.3
at West Virginia	12/13/2020	*	39:02	3-7	.429	1-4	.250	0-0	.000	0	0	0	3.4	0	6	2	0	4	7	11.2
at Vanderbilt	12/16/2020	*	37:29	3-7	.429	2-5	.400	0-1	.000	1	1	2	3.2	3	5	2	0	6	8	10.7
vs Loyola Chicago	12/18/2020	*	38:46	6-13	.462	2-6	.333	5-6	.833	0	1	1	2.9	3	3	1	0	4	19	11.9
Hofstra	12/22/2020	*	40:00	5-11	.455	3-9	.333	0-0	.000	1	1	2	2.8	3	6	1	0	3	13	12.0
at Davidson	12/30/2020	*	37:32	2-6	.333	1-4	.250	2-2	1.000	0	1	1	2.6	0	5	2	0	1	7	11.4
St. Bonaventure	01/02/2021	*	38:20	5-13	.385	1-6	.167	2-3	.667	0	1	1	2.4	3	4	2	0	3	13	11.6
Rhode Island	01/06/2021	*	36:50	6-10	.600	6-8	.750	4-4	1.000	0	0	0	2.2	0	4	2	0	5	22	12.5
Totals		11	412:47	48-115	.417	22-67	.328	20-24	.833	2	22	24	2.2	18	61	17	0	43	138	12.5

Player Averages

Games Played	Minutes/ game	Points/ game	FG Pct	3FG Pct	FT Pct	Rebounds/ game	Assists/ game	Turnovers/ game	Assist/Turnover ratio	Steals/ game	Blocks/ game
11	37.5	12.5	41.7	32.8	83.3	2.2	5.5	1.5	3.6	3.9	0.0





#1 BLAKE FRANCIS G | GR | 6'0" | 175 HERNDON, VA WESTFIELD/WAGNER

GRADUATE STUDENT (2020-21)

GAME-BY-GAME

1/2 vs St. Bonaventure - Scored a game-high 21 points, his third 20-point effort in his last five games ... 12/30 at Davidson - Sealed win with deep three-pointer with 46 seconds remaining as shot clock expired ... 12/18 vs Loyola Chicago - Scored a game-high 27 points, 2 shy of his career high ... Made 4-5 from 3-point range ... 12/16 at Vanderbilt - Scored a team-high 21 points, his 20th career 20-point game ... Scored 14 in 1st half as UR raced to 45-21 halftime lead ... 11/29 vs Kentucky - 18 Pts were tied for most among Spiders ... Three-pointer with 57 seconds left gave UR its largest lead at 16

• Second Team Preseason All-Atlantic 10 selection ... One of three Spiders to be named to the A-10's Preseason First Team or Second Team, the most for any school since Xavier in 2011 (also three)

REDSHIRT JUNIOR (2019-20)

• Named Second Team All-Atlantic 10 and selected Second Team All-District in NABC District 4 (A-10)
• Averaged a team-high 17.7 points per game, fourth in the Atlantic 10 and most by a Spider since T.J. Cline in 2016-17
• Started all 25 games he appeared in, missing six games after fracturing his sternum vs Saint Louis on January 11
• Led Spiders in scoring 10 times, most of any player, and led Richmond with eight 20-point games
• Shot team-high 80.5 percent on free throws, seventh in the A-10
• Made 2.64 three-pointers per game, third in the A-10
• 66 three-pointers were most by Spider in his first year with Richmond since Kendall Anthony in 2011-12 (68)

2018-19

• Signed with the Spiders on April 10, 2018 after receiving interest from many schools, including St. Bonaventure and Loyola-Chicago, following his announcement that he would transfer from Wagner ... Sat out season due to NCAA transfer regulations

SOPHOMORE (2017-18 • WAGNER COLLEGE)

• Averaged team-high 17.3 points per game, the fifth-best mark in the Northeast Conference
• Set school record with 102 three-pointers ... Led NEC in three-pointers and tied for 26th in Division I
• Led team in 3-pt FG pct (40.2 - 8th in NEC) & FT pct (80.6 - 4th in NEC)
• Recorded team-high 52 steals, fifth most in the conference
• Led Wagner to 23-10 record and regular-season conference title
• Scored team-high 23 points in loss at Baylor in first round of NIT
• Scored career-high 29 points in win vs Bryant on February 8
• Second-Team All-Northeast Conference selection

FRESHMAN (2016-17 • WAGNER COLLEGE)

• Averaged 7.2 points while appearing in 28 games with three starts
• Led team in three-point field goal percentage at 42.2 percent, the second-best mark in the conference ... Ranked 19th among D-I freshmen in three-point shooting (minimum 100 attempts)
• Team's leading scorer off the bench (188 points)
• Scored season-high 20 points in win vs eventual league champion Mount St. Mary's on February 16
• Made first career start in third game of season, a 73-65 win at American on November 22

HIGH SCHOOL

• Averaged 20.1 points as a senior at Westfield High School (Chantilly, Va.)
• Led team to 6A state title in 2016 ... earned Second Team All-State honors
• Named fourth-team All-Met selection by The Washington Post following his senior season
• Also earned All-State honors following his junior season
• Team compiled a 62-18 overall record (27-8 conference record) during his three seasons at Westfield

CAREER HIGHS

Statistic	Value	
Points	29	vs Bryant 02/08/18, at Hampton 12/03/19
Rebounds	7	vs Sacred Heart 01/04/18
Assists	6	vs Wisconsin 11/25/19, at Hampton 12/03/19
Steals	7	vs Mercy 12/10/17
Blocks	1	vs American 11/18/17
FG Made	9	5 times
FG Attempts	22	at St. Bonaventure 02/22/20
3FG Made	6	at Saint Francis (PA) 01/26/18, vs Bryant 02/08/18, at Hampton 12/03/19
3FG Attempts	13	vs LIU 03/06/18, at St. Bonaventure 02/22/20
FT Made	9	at NJIT 11/11/17, at Rider 12/16/17
FT Attempts	11	at NJIT 11/11/17

CAREER STATS

				Field Goals		3-Point		F-Throws		Rebounds				Scoring							
SEASON	TEAM	GP-GS	MIN/AVG	FG-FGA	FG%	3FG-FGA	3FG%	FT-FTA	FT%	OFF	DEF	TOT	AVG	PF-FO	AST	TO	BLK	STL	PTS	AVG	
2016-17	WC	28-3	575/20.5	64-151	.424	43-102	.422	30-40	.750	20	18	38	1.4	66-1	31	21	0	18	201	7.2	
2017-18	WC	32-22	1046/32.7	182-423	.430	102-254	.402	87-108	.806	20	40	60	1.9	81-2	54	48	1	52	553	17.3	
2019-20	UR	25-25	817/32.7	153-367	.417	66-182	.363	70-87	.805	14	42	56	2.2	44-0	50	50	0	28	442	17.7	
2020-21	UR	11-11	402/36.5	65-155	.419	25-75	.333	25-37	.676	3	18	21	1.9	25-0	30	21	0	14	180	16.4	
TOTAL FOR UR		36-36	1218/33.8	218-522	.418	91-257	.354	95-124	.766	17	60	77	2.1	69-0	80	71	0	42	622	17.3	
TOTAL		96-61	2839/29.6	464-1096	.423	236-613	.385	212-272	.779	57	118	175	1.8	216-3	165	140	1	112	1376	14.3	

GAMELOGS

Opponent	Date	GS	MIN	Total FG-FGA	PCT	3-PT FG-3PTA	PCT	Free throws FT-FTA	PCT	Rebounds OFF DEF TOT	AVG	PF	A	T/O	BLK	STL	PTS	AVG			
vs Morehead St.	11/27/2020	*	34:00	5-11	.455	3-6	.500	0-1	.000	0	4	4	4.0	1	5	0	0	1	13	13.0	
at Kentucky	11/29/2020	*	39:07	6-19	.316	3-10	.300	3-3	1.000	1	2	3	3.5	2	2	2	0	18	15.5		
Wofford	12/07/2020	*	35:18	3-12	.250	1-5	.200	1-1	1.000	0	0	0	2.3	2	1	2	0	8	13.0		
UNI	12/09/2020	*	37:17	6-13	.462	3-7	.429	1-2	.500	1	0	1	2.0	2	1	3	0	16	13.8		
at West Virginia	12/13/2020	*	33:03	5-17	.294	1-10	.100	1-5	.200	1	1	2	2.0	2	0	3	0	12	13.4		
at Vanderbilt	12/16/2020	*	37:38	7-12	.583	3-6	.500	4-4	1.000	0	3	3	2.2	2	4	2	0	21	14.7		
vs Loyola Chicago	12/18/2020	*	38:36	9-17	.529	4-5	.800	5-7	.714	0	3	3	2.3	3	2	3	0	27	16.4		
Hofstra	12/22/2020	*	35:37	5-13	.385	2-7	.286	1-4	.250	0	2	2	2.3	3	3	1	0	13	16.0		
at Davidson	12/30/2020	*	38:06	6-12	.500	1-4	.250	3-3	1.000	0	1	1	2.1	3	5	2	0	16	16.0		
St. Bonaventure	01/02/2021	*	37:14	7-15	.467	3-10	.300	4-5	.800	0	1	1	2.0	2	3	2	0	21	16.5		
Rhode Island	01/06/2021	*	35:36	6-14	.429	1-5	.200	2-2	1.000	0	1	1	1.9	3	4	1	0	15	16.4		
Totals			11	401:32	65-155	.419	25-75	.333	25-37	.676	3	18	21	1.9	25	30	21	0	14	180	16.4

Player Averages

Games Played	Minutes/ game	Points/ game	FG Pct	3FG Pct	FT Pct	Rebounds/ game	Assists/ game	Turnovers/ game	Assist/Turnover ratio	Steals/ game	Blocks/ game
11	36.5	16.4	41.9	33.3	67.6	1.9	2.7	1.9	1.4	1.3	0.0



#1 BLAKE FRANCIS (CONTINUED)

- Graduated as leading scorer in school history (1,390 points)

PERSONAL

- Son of Cissy and Carl
- Father Carl is the Director of Communications for the NFL Players Association ... he attended Virginia Union and played linebacker for four seasons
- Brother Branden played football at Liberty University from 2010-13
- Cousin Tyler Thornton played basketball at Duke University from 2010-14, appearing in 139 games for the Blue Devils
- Cousin Marques Hagans was a starting QB at the University of Virginia from 2004-05 and was drafted by the Rams in the fifth round of the 2006 NFL Draft ... Appeared in 10 NFL games over two seasons with four different teams, totaling nine receptions for 108 yards
- Played one season of AAU basketball with current teammate Grant Golden on the Fairfax Stars while in middle school
- Born on January 3, 1998





#2 SOULEYMANE KOUREISSI
F | JR | 6'9" | 215
HARLEM, NY
IONA PREP

CAREER HIGHS

Statistic	Value	
Points	10	vs George Washington 02/09/19, vs Coppin St. 12/05/18
Rebounds	5	vs George Washington 02/09/19
Assists	2	vs Wake Forest 12/01/18
Steals	2	vs Wisconsin 11/25/19, at VCU 01/28/20, vs La Salle 01/22/20
Blocks	2	vs CSUN 11/17/19, vs Boston College 11/30/19
FG Made	3	vs Coppin St. 12/05/18
FG Attempts	6	vs Coppin St. 12/05/18
3FG Made	2	vs Coppin St. 12/05/18
3FG Attempts	5	vs Coppin St. 12/05/18
FT Made	5	vs George Washington 02/09/19, at West Virginia 12/13/20
FT Attempts	8	vs George Washington 02/09/19, at West Virginia 12/13/20

CAREER STATS

				Field Goals		3-Point		F-Throws		Rebounds											Scoring	
SEASON	TEAM	GP-GS	MIN/AVG	FG-FGA	FG%	3FG-FGA	3FG%	FT-FTA	FT%	OFF	DEF	TOT	AVG	PF-FO	AST	TO	BLK	STL	PTS	AVG		
2018-19	UR	26-0	169/6.5	20-39	.513	4-16	.250	15-26	.577	6	20	26	1.0	26-0	5	6	0	4	59	2.3		
2019-20	UR	30-2	214/7.1	17-32	.531	2-6	.333	7-12	.583	16	18	34	1.1	55-1	6	18	8	9	43	1.4		
2020-21	UR	11-0	114/10.3	9-18	.500	1-4	.250	9-15	.600	1	14	15	1.4	15-0	2	9	5	2	28	2.5		
TOTAL		67-2	496/7.4	46-89	.517	7-26	.269	31-53	.585	23	52	75	1.1	96-1	13	33	13	15	130	1.9		

JUNIOR (2020-21)

GAME-BY-GAME

1/2 vs St. Bonaventure - With Tyler Burton in foul trouble, played a season-high 17:27, including final 1:24 of regulation ... 2nd most minutes of career behind 21 minutes in a blowout win vs Coppin St in December 2018

SOPHOMORE (2019-20)

- Averaged 1.4 points and 1.1 rebounds while playing 7.2 minutes per game
- Appeared in 30 games, making his first two career starts vs Boston College and at Hampton while Grant Golden recovered from an ankle injury
- Shot 53.1 percent from the field, second most on the team among players with at least five field goal attempts

FRESHMAN (2018-19)

- Averaged 2.3 points and 1.0 rebounds in 26 games
- Shot 51.3 percent from the field, second best on the team and the best by a Spiders true freshman since 2012-13 (Terry Allen - 55.0 percent)
- Registered two double-digit scoring games, tied for eighth most on the team
- Signed with the Spiders on November 9, 2017 after choosing Richmond from a group of more than a dozen Division I offers, including Minnesota in the Big Ten and Seton Hall in the Big East ... First signee in Richmond's Class of 2018

HIGH SCHOOL

- Attended Iona Preparatory School in New Rochelle, N.Y., a member of New York's Catholic High Schools Athletics Association
- Scored a team-high 16.3 points per game while shooting 61 percent from the field as a senior ... Added 8.5 rebounds per game
- Led team to a share of league's regular-season title in 2018
- Named First Team All-Westchester/Putnam County
- Named Second Team All-CHSAA
- Rated as the No. 8 recruit in the state of New York by 247sports.com
- Born on June 27, 1999
- Name is pronounced SAHL-uh-mon ker-ESS-ee

GAMELOGS

Opponent	Date	GS	MIN	Total		3-Pointers		Free throws		Rebounds				PF	A	T/O	BLK	STL	PTS	AVG
				FG-FGA	PCT	3FG-FGA	PCT	FT-FTA	PCT	OFF	DEF	TOT	AVG							
vs Morehead St.	11/27/2020		17:02	1-4	.250	0-2	.000	0-0	.000	0	1	1	1.0	3	0	2	0	0	2	2.0
at Kentucky	11/29/2020		06:35	0-0	.000	0-0	.000	0-0	.000	0	0	0	0.5	3	0	1	1	0	0	1.0
Wofford	12/07/2020		11:26	2-2	1.000	1-1	1.000	0-0	.000	0	2	2	1.0	0	0	1	0	1	0	5.23
UNI	12/09/2020		10:54	1-1	1.000	0-0	.000	1-1	1.000	1	2	3	1.5	1	0	2	1	0	3	2.5
at West Virginia	12/13/2020		11:39	1-2	.500	0-1	.000	5-8	.625	0	2	2	1.6	4	1	1	0	0	7	3.4
at Vanderbilt	12/16/2020		03:23	0-0	.000	0-0	.000	1-2	.500	0	0	0	1.3	2	0	1	1	0	1	3.0
vs Loyola Chicago	12/18/2020		06:19	1-1	1.000	0-0	.000	0-0	.000	0	1	1	1.3	0	0	0	0	0	1	2.9
Hofstra	12/22/2020		02:46	1-2	.500	0-0	.000	0-0	.000	0	0	0	1.1	0	0	0	0	0	2	2.8
at Davidson	12/30/2020		13:05	1-3	.333	0-0	.000	0-0	.000	0	1	1	1.1	0	0	0	0	0	1	2.7
St. Bonaventure	01/02/2021		17:27	1-2	.500	0-0	.000	1-2	.500	0	2	2	1.2	1	0	1	0	0	3	2.7
Rhode Island	01/06/2021		13:10	0-1	.000	0-0	.000	1-2	.500	0	3	3	1.4	1	1	1	1	0	1	2.5
Totals			0 113:45	9-18	.500	1-4	.250	9-15	.600	1	14	15	1.4	15	2	9	5	2	28	2.5

Player Averages

Games Played	Minutes/ game	Points/ game	FG Pct	3FG Pct	FT Pct	Rebounds/ game	Assists/ game	Turnovers/ game	Assist/Turnover ratio	Steals/ game	Blocks/ game
11	10.3	2.5	50.0	25.0	60.0	1.4	0.2	0.8	0.2	0.2	0.5





#3 TYLER BURTON
F | SO | 6'7" | 215
UXBRIDGE, MA
MARIANAPOLIS PREP (CT)

SOPHOMORE (2020-21)

GAME-BY-GAME

1/2 vs *St. Bonaventure* - Limited to a season-low 24 minutes with foul trouble ... Fouled out with 1:24 to play in 1-point game ... 12/30 at *Davidson* - Posted 18 points and 11 rebounds for his third career double-double ... 11 rebounds were 8 more than any other Spider ... Registered 5 of Spiders final 6 rebounds of game ... 12/22 vs *Hofstra* - 15 Pts were tied for most on Spiders and led UR with 7 rebounds ... 12/9 vs *UNI* - Led Richmond with 21 points and 13 rebounds, both career highs ... Recorded 1st career double-double ... 1st Spider freshman/sophomore with 21 Pts, 13 Reb in game since Dan Geriot vs Norfolk St on 11/10/2007 ... Played career-high 37 minutes ... 12/7 vs *Wofford* - Scored 9 of his 12 points in 2nd half, including turnaround jumper in lane with 1:08 remaining to give Spiders a lead they wouldn't relinquish ... 11/29 at *Kentucky* - Led Richmond with 11 points in 2nd half ... Scored all 11 of his points after halftime ... 11/27 vs *Morehead St* - In his second career start, collected a game and career-high 12 rebounds, seven more than any other Spider

FRESHMAN (2019-20)

- Ranked sixth on the team with 4.6 points per game and fourth on the team with 3.9 rebounds per game
- Appeared in 30 games, making one start (at Hampton) and averaging 14.1 minutes per game (seventh on team)
- Recorded a team-high 11.0 rebounds per 40 minutes, most by a Spiders freshman since Darrius Garrett in 2008-09
- Scored in double digits five times, all in a 10-game span from January 18 to February 22
- Scored a career-high 14 points vs La Salle on January 22
- Finished third on the team with 14 blocks

HIGH SCHOOL

- Signed with the Spiders on November 14, 2018 ... Received offers from several other Atlantic 10 schools, including Rhode Island and St. Bonaventure
- Two-time All-State selection at Marianapolis Prep in Thompson, Ct.
- Team captain
- Named Class B Player of the Year by the New England Preparatory School Athletic Council (NEPSAC) following his junior and senior seasons
- Averaged 20 points and 11 rebounds as a junior and 18 points and 11 rebounds as a senior
- Rated as a top-10 Class of 2019 recruit in the state of Connecticut and a top-30 recruit in New England

PERSONAL

- Son of Quinton and Lynne
- Father Quinton played basketball at Providence, leading the Friars to the NCAA Tournament in 1989 and 1990 ... He averaged over 11 points per game as a senior ... He was also recruited by Richmond and took two official visits: to Richmond and to Providence
- Born on February 11, 2000

CAREER HIGHS

Statistic	Value	
Points	21	vs UNI 12/09/20
Rebounds	13	vs UNI 12/09/20
Assists	2	vs Saint Francis (PA) 11/08/19, vs CSUN 11/17/19, vs Loyola Chicago 12/18/20
Steals	4	vs Boston College 11/30/19
Blocks	3	vs Saint Francis (PA) 11/08/19
FG Made	7	vs UNI 12/09/20, vs Hofstra 12/22/20, at Davidson 12/30/20
FG Attempts	15	at West Virginia 12/13/20
3FG Made	3	vs UNI 12/09/20, at Davidson 12/30/20
3FG Attempts	6	at West Virginia 12/13/20, vs St. Bonaventure 01/02/21
FT Made	4	4 times
FT Attempts	6	at Fordham 02/08/20, at Vanderbilt 12/16/20

CAREER STATS

				Field Goals		3-Point		F-Throws		Rebounds								Scoring		
SEASON	TEAM	GP-GS	MIN/AVG	FG-FGA	FG%	3FG-FGA	3FG%	FT-FTA	FT%	OFF	DEF	TOT	AVG	PF-FO	AST	TO	BLK	STL	PTS	AVG
2019-20	UR	30-1	420/14.0	50-111	.450	10-38	.263	27-36	.750	27	90	117	3.9	56-1	9	29	14	17	137	4.6
2020-21	UR	11-11	343/31.2	49-103	.476	16-38	.421	20-27	.741	16	74	90	8.2	24-1	4	11	6	9	134	12.2
TOTAL		41-12	763/18.6	99-214	.463	26-76	.342	47-63	.746	43	164	207	5.0	80-2	13	40	20	26	271	6.6


GAMELOGS

Opponent	Date	GS	MIN	Total FG-FGA	PCT	3-Pointers 3FG-FGA	PCT	Free throws FT-FTA	PCT	Rebounds OFF DEF TOT	PF	A	T/O	BLK	STL	PTS	AVG				
vs Morehead St.	11/27/2020	*	28:53	2-8	.250	1-4	.250	2-2	1.000	3	9	12	12.0	1	0	3	0	2	7	7.0	
at Kentucky	11/29/2020	*	25:55	4-8	.500	1-3	.333	2-2	1.000	0	4	4	8.0	3	0	1	1	0	11	9.0	
Wofford	12/07/2020	*	28:21	4-8	.500	1-2	.500	3-5	.600	0	7	7	7.7	2	0	1	0	0	12	10.0	
UNI	12/09/2020	*	37:16	7-9	.778	3-5	.600	4-4	1.000	3	10	13	9.0	3	0	1	1	1	21	12.8	
at West Virginia	12/13/2020	*	34:01	5-15	.333	2-6	.333	2-2	1.000	3	7	10	9.2	3	0	2	0	0	14	13.0	
at Vanderbilt	12/16/2020	*	28:40	4-8	.500	1-1	1.000	4-6	.667	0	4	4	8.3	2	0	1	1	0	13	13.0	
vs Loyola Chicago	12/18/2020	*	34:44	2-7	.286	0-0	.000	0-0	.000	3	6	9	8.4	2	2	1	0	3	4	11.7	
Hofstra	12/22/2020	*	31:37	7-12	.583	1-4	.250	0-2	.000	1	6	7	8.3	0	0	1	0	0	15	12.1	
at Davidson	12/30/2020	*	37:39	7-9	.778	3-4	.750	1-2	.500	0	11	11	8.6	1	0	0	2	3	18	12.8	
St. Bonaventure	01/02/2021	*	23:58	3-9	.333	2-6	.333	0-0	.000	1	6	7	8.4	5	1	0	1	0	8	12.3	
Rhode Island	01/06/2021	*	31:50	4-10	.400	1-3	.333	2-2	1.000	2	4	6	8.2	2	1	0	0	0	11	12.2	
Totals			11	342:54	49-103	.476	16-38	.421	20-27	.741	16	74	90	8.2	24	4	11	6	9	134	12.2

Player Averages

Games Played	Minutes/ game	Points/ game	FG Pct	3FG Pct	FT Pct	Rebounds/ game	Assists/ game	Turnovers/ game	Assist/Turnover ratio	Steals/ game	Blocks/ game
11	31.2	12.2	47.6	42.1	74.1	8.2	0.4	1.0	0.4	0.8	0.5





#4 NATHAN CAYO F | SR | 6'7" | 225 MONTREAL, QUEBEC COLLEGE JEAN DE BREBEUF

SENIOR (2020-21)

GAME-BY-GAME

1/2 vs St. Bonaventure - Recorded 12 points and a team-high 10 rebounds for his third career double-double ... 12/22 vs Hofstra - Limited to season-low 17 minutes by foul trouble ... 12/16 at Vanderbilt - Scored 13 points on 6-6 shooting from the field, his third career game going 5-5 or better on FG attempts ... 11/30 - Named A-10 Co-Player of the Week along with Saint Louis's Javonte Perkins ... First weekly A-10 honor of his career ... 11/29 at Kentucky - 18 points were tied for most among Spiders ... Sealed game with [dunk over two Wildcats](#) with 1:24 remaining ... Named Bluegrass Showcase MVP after game after totaling 41 points on 78 percent shooting ... 11/27 vs Morehead St - Led all scorers with 23 points, matching a career high ... Made all 10 of his shots from the field, becoming the 7th player in A-10 history to go 10-10 or better from the field in a game

JUNIOR (2019-20)

- Averaged 8.9 points (fifth on team) and 5.3 rebounds per game (third on team)
- Shot team-high 55.6 percent from the field, eighth best in the A-10
- Made 79.8 percent of free-throw attempts, ninth best in the A-10
- Only player in A-10 to rank in top 10 in conference in FG percentage and FT percentage
- Increased FT percentage by 22.1 percent from 2018-19 (57.7 to 79.8), tied for the sixth-biggest increase in D-I among those with at least 50 free throw attempts in each of the last two seasons
- Finished the season with a career FG percentage of 56.4, second highest in school history (minimum 400 attempts)

SOPHOMORE (2018-19)

- Averaged 12.9 points and 4.2 rebounds per game, finishing third on the team in both scoring and rebounding
- Led team with 59.9 field goal percentage, the third-highest in the A-10, 23rd highest in Division I and fourth-highest in a season in school history
- Started all 33 games, one of three Spiders to start every game
- Registered greatest increase in scoring average of any player in A-10 (2.3 in 2017-18 to 12.9 in 2018-19)
- Increased scoring average by 10.6 points per game from his freshman year, the biggest increase by a Spiders sophomore since 1975 (Kevin Eastman)

FRESHMAN (2017-18)

- Averaged 2.3 points and 1.7 rebounds while playing 12.7 minutes per game, seventh on the team
- Appeared in all 32 games with two starts
- Became third Spider freshman to start when he made his first career start vs George Mason on February 3, making 2017-18 the first season since 2006-07 that three different freshmen started for Richmond

HIGH SCHOOL

- 1st-team all-league selection as a senior ... led team to 3rd-place finish in provincial championship ... Averaged 19.6 points and 9.3 rebounds per game as a junior
- Performed over 200 hours of community service

PERSONAL

- Son of Wilner Cayo and Beraca Loyer ... Has an older brother Ben and a younger brother Samuel
- Born on Oct. 27, 1997
- Last name is pronounced KAY-oh

CAREER HIGHS

Statistic	Value	
Points	23	vs Hampton 11/25/18, vs Duquesne 01/16/19, vs Morehead St. 11/27/20
Rebounds	11	at Duquesne 03/06/20, at Rhode Island 01/05/20
Assists	5	at La Salle 02/23/19
Steals	3	vs Fordham 02/20/19
Blocks	4	vs IUPUI 11/16/18, vs La Salle 02/02/19
FG Made	10	vs Morehead St. 11/27/20
FG Attempts	15	vs Fordham 03/13/19
3FG Made	1	vs Hampton 11/25/18, at Saint Joseph's 01/23/19, vs Morehead St. 11/27/20
3FG Attempts	2	at Fordham 01/03/18
FT Made	10	at VCU 02/13/19
FT Attempts	19	at VCU 02/13/19

CAREER STATS

SEASON	TEAM	GP-GS	MIN/AVG	Field Goals	3-Point	F-Throws	Rebounds	PF-FO	AST	TO	BLK	STL	PTS	AVG
				FG-FGA	FG%	3FG-FGA	3FG%	FT-FTA	FT%	OFF	DEF	TOT	AVG	
2017-18	UR	32-2	405/12.7	29-66	.439	0-10	.000	16-27	.593	20	35	55	1.7	58-0
2018-19	UR	33-33	1035/31.4	167-279	.599	2-4	.500	90-156	.577	44	93	137	4.2	81-1
2019-20	UR	30-30	771/25.7	100-180	.556	0-0	.000	67-84	.798	39	119	158	5.3	69-1
2020-21	UR	11-11	328/29.8	52-81	.642	1-2	.500	28-43	.651	19	29	48	4.4	28-0
TOTAL		106-76	2540/24.0	348-606	.574	3-16	.188	201-310	.648	122	276	398	3.8	236-2
										108	118	60	65	900
														8.5

GAMELOGS

Opponent	Date	GS	MIN	Total		3-Pointers		Free throws		Rebounds		PF	A	T/O	BLK	STL	PTS	AVG			
				FG-FGA	PCT	3FG-FGA	PCT	FT-FTA	PCT	OFF	DEF								TOT	AVG	
vs Morehead St.	11/27/2020	*	29:39	10-10	1.000	1-1	1.000	2-4	.500	1	0	1	1.0	1	1	0	2	23	23.0		
at Kentucky	11/29/2020	*	35:57	8-13	.615	0-0	.000	2-5	.400	2	4	6	3.5	3	1	4	0	18	20.5		
Wofford	12/07/2020	*	24:42	3-5	.600	0-0	.000	5-8	.625	1	5	6	4.3	3	1	0	0	11	17.3		
UNI	12/09/2020	*	29:13	3-6	.500	0-0	.000	0-1	.000	1	3	4	4.3	3	0	2	0	1	14.5		
at West Virginia	12/13/2020	*	30:26	5-8	.625	0-0	.000	4-6	.667	3	3	6	4.6	3	1	1	0	1	14.4		
at Vanderbilt	12/16/2020	*	30:35	6-6	1.000	0-0	.000	1-1	1.000	0	3	3	4.3	1	2	0	0	1	13.4		
vs Loyola Chicago	12/18/2020	*	23:11	2-4	.500	0-0	.000	1-2	.500	1	1	2	4.0	3	1	1	0	0	12.9		
Hofstra	12/22/2020	*	17:27	1-2	.500	0-0	.000	0-0	.000	1	1	2	3.8	4	2	1	0	1	11.5		
at Davidson	12/30/2020	*	33:34	6-9	.667	0-0	.000	3-4	.750	0	3	3	3.7	3	1	2	2	1	15.1		
St. Bonaventure	01/02/2021	*	38:35	3-6	.500	0-0	.000	6-7	.857	6	4	10	4.3	1	0	1	0	1	12.1		
Rhode Island	01/06/2021	*	35:00	5-12	.417	0-1	.000	4-5	.800	3	2	5	4.4	3	1	2	1	0	14.1		
Totals			11	328:19	52-81	.642	1-2	.500	28-43	.651	19	29	48	4.4	28	11	14	5	7	133	12.1

Player Averages

Games Played	Minutes/ game	Points/ game	FG Pct	3FG Pct	FT Pct	Rebounds/ game	Assists/ game	Turnovers/ game	Assist/Turnover ratio	Steals/ game	Blocks/ game
11	29.8	12.1	64.2	50.0	65.1	4.4	1.0	1.3	0.8	0.6	0.5





#5 NICK SHEROD
G | GR | 6'4" | 230
RICHMOND, VA
ST. CHRISTOPHER'S

CAREER HIGHS

Statistic	Value	
Points	32	vs George Mason 02/03/18
Rebounds	14	at Davidson 01/28/18
Assists	7	vs Wyoming 11/21/18
Steals	4	vs St. Francis Brooklyn 11/14/18, vs George Washington 02/01/20
Blocks	2	at Duquesne 01/24/18
FG Made	10	at Duquesne 01/24/18, vs George Mason 02/03/18
FG Attempts	21	vs George Mason 02/03/18
3FG Made	7	vs CSUN 11/17/19
3FG Attempts	12	vs Saint Francis (PA) 11/08/19
FT Made	10	vs George Mason 02/03/18
FT Attempts	11	vs George Mason 02/03/18

CAREER STATS

SEASON	TEAM	GP-GS	MIN/AVG	Field Goals		3-Point		F-Throws		Rebounds				Scoring			
				FG-FGA	FG%	3FG-FGA	3FG%	FT-FTA	FT%	OFF	DEF	TOT	AVG	PF-FO	AST	TO	BLK-STL
2016-17	UR	35-18	754/21.5	102-223	.457	39-117	.333	22-26	.846	12	71	83	2.4	58-0	31	16	1 19
2017-18	UR	32-32	1008/31.5	165-343	.481	61-156	.391	65-81	.802	31	128	159	5.0	58-0	45	36	4 31
2018-19	UR	6-6	193/32.2	29-60	.483	9-24	.375	9-14	.643	4	27	31	5.2	7-0	17	13	0 8
2019-20	UR	31-31	916/29.6	142-313	.454	78-178	.438	33-41	.805	21	147	168	5.4	46-0	50	28	3 27
TOTAL		104-87	2871/27.6	438-939	.466	187-475	.394	129-162	.796	68	373	441	4.2	169-0	143	93	8 85

GRADUATE STUDENT (2020-21)

- Will miss the season after tearing the ACL in his right knee at practice on October 15 ... Also tore his MCL and meniscus ... Had surgery on November 2 ... [His essay](#) reflecting on his lost season was published via SBNation in December

REDSHIRT JUNIOR (2019-20)

- Returned from torn ACL to start all 31 games and play 29.5 minutes per game (third on team)
- Averaged 12.7 points (tied for third on team) and 5.4 rebounds per game (second on team)
- Made 43.8 percent of his three-pointers, first in the Atlantic 10 and tied for 10th in Division I
- 43.8 three-point field goal percentage was fourth-highest in a season in school history (minimum 100 attempts)
- Made 78 three-pointers, third in the Atlantic 10 and tied for the sixth most in a season in school history
- Finished the season with 187 career three-pointers, ninth in school history
- Finished the season with a career three-point percentage of 39.4, eighth in school history (minimum 100 attempts)
- Committed 1.2 turnovers per 40 minutes, fifth-fewest of any A-10 player (minimum 500 minutes played)

JUNIOR (2018-19)

- Missed final 27 games of season after tearing left ACL in first half vs Hampton on November 25
- Injury snapped a streak of 54 straight starts and 73 games played
- Averaged 12.7 points (fourth on team) and 5.2 rebounds (second on team) in six games

SOPHOMORE (2017-18)

- Averaged 14.3 points (second on team) and 5.0 rebounds (third on team) while starting all 32 games
- Increased scoring average every month, from 9.7 points in November to 12.0 in December to 13.1 in January to 19.2 in February/March
- Led team with 17.6 points per game in A-10 play (12th in conference)
- One of two players to score 17 points per game and shoot 52 percent from the field in A-10 play (Justin Tillman, VCU)
- Made team-high 39.1 percent of his three-point attempts
- Named A-10 Player of the Week on January 29 (first Spiders freshman or sophomore to win award since Kevin Anderson in 2009)

FRESHMAN (2016-17)

- Averaged 7.6 points (fifth on team) and 2.4 rebounds (fifth on team) per game
- Made 22 of 26 free throws ... lead team in FT pct (.846) and ranked sixth in A-10 among players with at least 25 FTA
- Appeared in 35 games with 18 starts ... made first career start in season-opener vs VMI

HIGH SCHOOL

- All-Metro Player of the Year in 2015-16
- All-Metro First Team (14-15, 15-16)
- VISAA All-State First Team (14-15, 15-16)
- 2,815 career points on varsity (most in Virginia High School history)
- Led St. Christopher's to school-record 24 wins and regular season title in 15-16
- Averaged 25.6 points per game to lead the region in 15-16
- Also tallied 10.6 RPG, 3.1 APG and 2.4 SPG in 15-16
- Led AAU team (Team Loaded) to 2015 adidas Uprising Summer Championship in Las Vegas

PERSONAL

- Father, E.J., played basketball at Old Dominion and grandfather, Edmund, had a Hall of Fame basketball career at VCU before playing with the New York Knicks
- Interested in studying journalism and sports broadcasting
- Born on Oct. 16, 1997
- Last name is pronounced "sure-ROD"





#13 CONNOR CRABTREE
G | R-SO | 6'6" | 190
HILLSBOROUGH, NC
HARGRAVE MILITARY (VA)/TULANE

REDSHIRT SOPHOMORE (2020-21)

GAME-BY-GAME

12/30 - Team announced Crabtree will miss 10-12 weeks while recovering from a fractured right foot ... 12/22 vs Hofstra - Recorded 8 points and 5 rebounds on the bench while playing a season-high 21 minutes against the Hofstra zone ...

- Suffered a groin injury in August and was not cleared to fully return to basketball activities until December

2019-20

- Signed with the Spiders on May 17, 2019 after transferring from Tulane
- Sat out season due to NCAA transfer regulations
- Underwent a pair of hip surgeries

FRESHMAN (2018-19 • TULANE)

- Averaged 7.1 points per game while appearing in 30 games with 15 starts
- Started 15 of Tulane's final 16 games of the season
- Sixth-highest scoring freshman in American Athletic Conference
- Averaged 11.1 points per game while shooting 50 percent from the field (33-66) over the final 10 games of the season
- Led Tulane in 3-pt FG pct (36.7) and FT pct (80.3)
- Tulane's leading scorer in three games, including a career-high 23 points vs East Carolina on February 23

HIGH SCHOOL

- Completed a post-graduate season at Hargrave Military Academy in Chatham, Va. in 2017-18, averaging 21.4 points per game for the Tigers
- Graduated from Orange High School in Hillsborough, N.C. ... Averaged 26 points per game as a senior and earned AP All-State honors

PERSONAL

- Son of Keith and Carol
- Played for Winchester Stars AAU program in Winchester, Va., the same program as current teammate Grant Golden (the two were never teammates)

CAREER HIGHS

Statistic	Value	
Points	23	vs East Carolina 02/23/19
Rebounds	6	at East Carolina 01/31/19
Assists	3	4 times
Steals	5	vs Towson 12/21/18
Blocks	2	at Memphis 02/20/19, vs UCF 01/23/19
FG Made	8	vs East Carolina 02/23/19
FG Attempts	13	vs East Carolina 02/23/19
3FG Made	4	vs East Carolina 02/23/19, at Wichita St. 02/09/19
3FG Attempts	6	vs East Carolina 02/23/19, vs Coastal Carolina 11/13/18, vs Alabama A&M 12/22/18
FT Made	6	vs South Fla. 03/06/19
FT Attempts	7	vs South Fla. 03/06/19

CAREER STATS

				Field Goals		3-Point		F-Throws		Rebounds										Scoring	
SEASON	TEAM	GP-GS	MIN/AVG	FG-FGA	FG%	3FG-FGA	3FG%	FT-FTA	FT%	OFF	DEF	TOT	AVG	PF-FO	AST	TO	BLK	STL	PTS	AVG	
2018-19	Tulane	29-15	614/21.2	63-148	.426	28-78	.359	53-66	.803	13	45	58	2.0	51-2	32	36	6	19	207	7.1	
2020-21	UR	4-0	40/10.1	5-7	.714	1-3	.333	8-8	1.000	1	6	7	1.8	2-0	1	3	0	1	19	4.8	
TOTAL FOR UR		4-0	40/10.1	5-7	.714	1-3	.333	8-8	1.000	1	6	7	1.8	2-0	1	3	0	1	19	4.8	
TOTAL		33-15	655/19.8	68-155	.439	29-81	.358	61-74	.824	14	51	65	2.0	53-2	33	39	6	20	226	6.8	

GAMELOGS

Opponent	Date	GS	MIN	Total		3-Pointers		Free throws		Rebounds				PF	A	T/O	BLK	STL	PTS	AVG
				FG-FGA	PCT	3FG-FGA	PCT	FT-FTA	PCT	OFF	DEF	TOT	AVG							
at West Virginia	12/13/2020		01:36	1-1	1.000	1-1	1.000	2-2	1.000	0	2	2	2.0	0	0	0	0	0	5	5.0
at Vanderbilt	12/16/2020		10:53	2-2	1.000	0-0	.000	2-2	1.000	0	0	0	1.0	0	0	2	0	0	6	5.5
vs Loyola Chicago	12/18/2020		06:54	0-0	.000	0-0	.000	0-0	.000	0	0	0	0.7	1	0	0	0	1	0	3.7
Hofstra	12/22/2020		21:06	2-4	.500	0-2	.000	4-4	1.000	1	4	5	1.8	1	1	1	0	0	8	4.8
Totals		0	40:29	5-7	.714	1-3	.333	8-8	1.000	1	6	7	1.8	2	1	3	0	1	19	4.8

Player Averages

Games Played	Minutes/ game	Points/ game	FG Pct	3FG Pct	FT Pct	Rebounds/ game	Assists/ game	Turnovers/ game	Assist/Turnover ratio	Steals/ game	Blocks/ game
4	10.1	4.8	71.4	33.3	100.0	1.8	0.3	0.8	0.3	0.3	0.0





#15 MATT GRACE

F | JR | 6'9" | 230
HAMILTON, ONTARIO
TRC ACADEMY

JUNIOR (2020-21)

GAME-BY-GAME

11/27 vs Morehead St - Played a career-high 17 minutes, totaling 6 points and 3 rebounds, both 1 off his career best

SOPHOMORE (2019-20)

- Averaged 0.9 points and 1.3 rebounds in 29 games
- Averaged 7.8 minutes per game, ninth most on team
- Second-highest assist-to-turnover ratio on the team, at 1.91

FRESHMAN (2018-19)

- Averaged 1.2 points and 1.0 rebound in 31 games ... Played 233 minutes, eighth most on the team
- Led team in assist-to-turnover ratio among those with multiple assists (2.67)
- Signed with the Spiders on May 7

HIGH SCHOOL

- Graduated from The RISE Centre Academy in Brantford, Ontario
- Led team to league championship in Ontario Scholastic Basketball Association as a senior
- Averaged 10 points and seven rebounds in three tournament games
- Academic All-League selection as a junior in 2017
- One of four members of TRC Academy's Class of 2018 to sign with a Division I basketball program

PERSONAL

- Born on Feb. 5, 1999

CAREER HIGHS

Statistic	Value	
Points	7	at Hampton 12/03/19
Rebounds	4	vs VCU 02/15/20, vs Saint Joseph's 01/02/20, vs Wofford 12/07/20
Assists	4	vs Coppin St. 12/05/18
Steals	2	vs George Mason 02/19/20
Blocks	2	vs High Point 12/22/18
FG Made	2	6 times
FG Attempts	4	vs Davidson 03/03/20, vs Morehead St. 11/27/20
3FG Made	2	vs Fordham 02/20/19, at Hampton 12/03/19
3FG Attempts	3	vs Morehead St. 11/27/20
FT Made	2	vs Saint Joseph's 01/02/20
FT Attempts	2	4 times

CAREER STATS

				Field Goals		3-Point		F-Throws		Rebounds				Scoring						
SEASON	TEAM	GP-GS	MIN/AVG	FG-FGA	FG%	3FG-FGA	3FG%	FT-FTA	FT%	OFF	DEF	TOT	AVG	PF-FO	AST	TO	BLK	STL	PTS	AVG
2018-19	UR	31-0	232/7.5	16-34	.471	6-17	.353	0-3	.000	9	23	32	1.0	29-0	16	6	6	4	38	1.2
2019-20	UR	29-0	227/7.8	10-32	.313	3-14	.214	4-7	.571	12	26	38	1.3	37-0	21	11	1	5	27	0.9
2020-21	UR	11-0	97/8.8	4-15	.267	2-11	.182	1-2	.500	4	9	13	1.2	17-1	6	1	3	0	11	1.0
TOTAL		71-0	556/7.8	30-81	.370	11-42	.262	5-12	.417	25	58	83	1.2	83-1	43	18	10	9	76	1.1

GAMELOGS

Opponent	Date	GS	MIN	Total		3-Pointers		Free throws		Rebounds				PF	A	T/O	BLK	STL	PTS	AVG	
				FG-FGA	PCT	3FG-3FGA	PCT	FT-FTA	PCT	OFF	DEF	TOT	AVG								
vs Morehead St.	11/27/2020		16:42	2-4	.500	1-3	.333	1-2	.500	1	2	3	3.0	2	1	1	1	0	6	6.0	
at Kentucky	11/29/2020		14:06	1-2	.500	1-2	.500	0-0	.000	0	1	1	2.0	5	0	0	0	0	3	4.5	
Wofford	12/07/2020		15:52	0-2	.000	0-1	.000	0-0	.000	1	3	4	2.7	1	3	0	1	0	0	3.0	
UNI	12/09/2020		07:09	0-2	.000	0-2	.000	0-0	.000	0	1	1	2.3	1	1	0	1	0	0	2.3	
at West Virginia	12/13/2020		03:02	0-0	.000	0-0	.000	0-0	.000	0	0	0	1.8	1	1	0	0	0	0	1.8	
at Vanderbilt	12/16/2020		09:11	0-1	.000	0-1	.000	0-0	.000	0	1	1	1.7	3	0	0	0	0	0	1.5	
vs Loyola Chicago	12/18/2020		03:22	0-1	.000	0-1	.000	0-0	.000	0	0	0	1.4	0	0	0	0	0	0	1.3	
Hofstra	12/22/2020		11:36	0-1	.000	0-0	.000	0-0	.000	2	0	2	1.5	2	0	0	0	0	0	1.1	
at Davidson	12/30/2020		03:36	0-1	.000	0-1	.000	0-0	.000	0	0	0	1.3	1	0	0	0	0	0	1.0	
St. Bonaventure	01/02/2021		06:05	1-1	1.000	0-0	.000	0-0	.000	0	0	0	1.2	1	0	0	0	0	2	1.1	
Rhode Island	01/06/2021		06:00	0-0	.000	0-0	.000	0-0	.000	0	1	1	1.2	0	0	0	0	0	0	1.0	
Totals			0	96:41	4-15	.267	2-11	.182	1-2	.500	4	9	13	1.2	17	6	1	3	0	11	1.0

Player Averages

Games Played	Minutes/ game	Points/ game	FG Pct	3FG Pct	FT Pct	Rebounds/ game	Assists/ game	Turnovers/ game	Assist/Turnover ratio	Steals/ game	Blocks/ game
11	8.8	1.0	26.7	18.2	50.0	1.2	0.5	0.1	6.0	0.0	0.3





#21 ISAAH WILSON

G | FR | 6'0" | 160
PITTSBURGH, PA
FIRST LOVE ACADEMY

HIGH SCHOOL

- Played his final two seasons as First Love Christian Academy in Washington, Pa., leading team to 2020 National Christian School Athletic Association (NCSAA) national championship semifinals
- No. 5 recruit in Pennsylvania's Class of 2020 by 247Sports.com
- No. 35 point guard recruit in Class of 2020 by 247Sports.com
- Started high school career at North Catholic in Pittsburgh, helping team to Western Pennsylvania Interscholastic Athletic League (WPIAL) titles in 2016 and 2017
- Recruited by several other A-10 schools, including Rhode Island, Massachusetts, and La Salle
- Committed to Richmond in September 2019 as the first member of the Spiders 2020 recruiting class

PERSONAL

- Born on October 22, 2000

CAREER HIGHS

Statistic	Value	
Points	2	at West Virginia 12/13/20, vs Morehead St. 11/27/20
Rebounds	2	vs Rhode Island 01/06/21, vs Morehead St. 11/27/20
Assists	1	at West Virginia 12/13/20
Steals	2	vs Morehead St. 11/27/20
FG Made	1	vs Morehead St. 11/27/20
FG Attempts	3	vs Morehead St. 11/27/20
3FG Attempts	1	vs Rhode Island 01/06/21, vs Morehead St. 11/27/20
FT Made	2	at West Virginia 12/13/20
FT Attempts	2	at West Virginia 12/13/20

CAREER STATS

				Field Goals		3-Point		F-Throws		Rebounds								Scoring		
SEASON	TEAM	GP-GS	MIN/AVG	FG-FGA	FG%	3FG-FGA	3FG%	FT-FTA	FT%	OFF	DEF	TOT	AVG	PF-FO	AST	TO	BLK	STL	PTS	AVG
2020-21	UR	8-0	41/5.2	1-6	.167	0-2	.000	2-3	.667	3	4	7	0.9	7-0	1	4	0	3	4	0.5
TOTAL		8-0	41/5.2	1-6	.167	0-2	.000	2-3	.667	3	4	7	0.9	7-0	1	4	0	3	4	0.5

GAMELOGS

Opponent	Date	GS	MIN	Total		3-Pointers		Free throws		Rebounds				PF	A	T/O	BLK	STL	PTS	AVG
vs Morehead St.	11/27/2020		13:03	1-3	.333	0-1	.000	0-1	.000	1	1	2	2.0	0	0	1	0	2	2	2.0
at Kentucky	11/29/2020		05:23	0-0	.000	0-0	.000	0-0	.000	0	0	0	1.0	1	0	0	0	0	0	1.0
Wofford	12/07/2020		01:12	0-0	.000	0-0	.000	0-0	.000	0	0	0	0.7	0	0	0	0	0	0	0.7
UNI	12/09/2020		03:49	0-0	.000	0-0	.000	0-0	.000	0	1	1	0.8	1	0	0	0	0	0	0.5
at West Virginia	12/13/2020		01:36	0-0	.000	0-0	.000	2-2	1.000	0	0	0	0.6	0	1	0	0	1	2	0.8
at Davidson	12/30/2020		04:22	0-1	.000	0-0	.000	0-0	.000	0	1	1	0.7	1	0	2	0	0	0	0.7
St. Bonaventure	01/02/2021		04:26	0-0	.000	0-0	.000	0-0	.000	1	0	1	0.7	1	0	1	0	0	0	0.6
Rhode Island	01/06/2021		07:34	0-2	.000	0-1	.000	0-0	.000	1	1	2	0.9	3	0	0	0	0	0	0.5
Totals			0 41:25	1-6	.167	0-2	.000	2-3	.667	3	4	7	0.9	7	1	4	0	3	4	0.5

Player Averages

Games Played	Minutes/game	Points/game	FG Pct	3FG Pct	FT Pct	Rebounds/game	Assists/game	Turnovers/game	Assist/Turnover ratio	Steals/game	Blocks/game
8	5.2	0.5	16.7	0.0	66.7	0.9	0.1	0.5	0.3	0.4	0.0





#22 ANDRE GUSTAVSON
G | JR | 6'4" | 195
HELSINKI, FINLAND
HELSINKI BASKETBALL ACADEMY

CAREER HIGHS

Statistic	Value	
Points	13	vs Fordham 02/20/19
Rebounds	7	at Duquesne 03/06/20
Assists	10	at Georgetown 11/28/18
Steals	5	vs Coppin St. 12/05/18
Blocks	2	vs South Alabama 12/08/19
FG Made	6	vs Coppin St. 12/05/18
FG Attempts	10	vs Fordham 02/20/19, vs Fordham 03/13/19, vs South Alabama 12/08/19
3FG Made	3	vs Davidson 03/09/19, vs Fordham 02/20/19
3FG Attempts	8	vs Fordham 02/20/19
FT Made	4	6 times
FT Attempts	5	at George Mason 02/27/19, vs George Washington 02/01/20

CAREER STATS

				Field Goals		3-Point		F-Throws		Rebounds												Scoring	
SEASON	TEAM	GP-GS	MIN/AVG	FG-FGA	FG%	3FG-FGA	3FG%	FT-FTA	FT%	OFF	DEF	TOT	AVG	PF-FO	AST	TO	BLK	STL	PTS	AVG			
2018-19	UR	31-19	682/22.0	57-121	.471	16-47	.340	20-32	.625	24	47	71	2.3	76-1	46	26	10	33	150	4.8			
2019-20	UR	31-6	600/19.3	50-111	.450	6-37	.162	30-39	.769	22	62	84	2.7	55-1	23	22	7	23	136	4.4			
2020-21	UR	7-0	113/16.1	10-17	.588	2-8	.250	6-8	.750	2	12	14	2.0	8-0	5	5	1	3	28	4.0			
TOTAL		69-25	1394/20.2	117-249	.470	24-92	.261	56-79	.709	48	121	169	2.4	139-2	74	53	18	59	314	4.6			

JUNIOR (2020-21)

GAME-BY-GAME

1/6 vs Rhode Island - Missed game with a groin injury ... 1/2 vs St. Bonaventure - Missed game with a groin injury ... 12/30 at Davidson - Missed game with a groin injury ... 11/27 vs Morehead St - Did not play due to illness (non-COVID)

SOPHOMORE (2019-20)

- Averaged 4.4 points (seventh on team) and 2.7 rebounds (sixth on team) in 31 games
- Started six games during Blake Francis's recovery from a chest injury in January-February
- Averaged 19.4 minutes per game, sixth-most on the team
- 23 steals ranked fourth on team

FRESHMAN (2018-19)

- Averaged 4.8 points, sixth on the team, and 2.3 rebounds in 31 games
- Started 19 games, including final 18 of season after being re-inserted into starting lineup at George Washington on January 12
- Ranked 2nd on team with 1.9 steals/40 minutes ... Emerged as team's top perimeter defender in 2nd half of season, frequently guarding opponent's top offensive player
- Following the season, competed for Finland at 2019 World University Games, averaging 9.8 points per game
- Signed with the Spiders on April 26, 2018

HIGH SCHOOL

- Graduated from the Helsinki Basketball Academy in Helsinki, Finland
- Scored 11.4 points per game and shot 54 percent from the field in his final season while leading HBA to the regular-season title in the Finnish 1st Division
- Competed for Finland in 2018 FIBA U20 European Championships, averaging 10.0 points, 3.6 rebounds, and 2.7 assists
- Competed for Finland in 2017 FIBA U18 European Championships, averaging 12.7 points over seven games
- Scored 27 points in group stage game vs Greece, tied for the fourth-most points in a game by any player at the tournament
- Attended same school as current Chicago Bulls star Lauri Markkanen
- One of his coaches at HBA was Finnish basketball legend Hanno Mottölä ... Mottölä, who starred at Utah, was the first Finnish player in NBA history, appearing in 155 games with the Atlanta Hawks from 2000-02

PERSONAL

- Last name is pronounced "GOOS-tahv-son"

GAMELOGS

Opponent	Date	GS	MIN	Total		3-Pointers		Free throws		Rebounds				PF	A	T/O	BLK	STL	PTS	AVG
				FG-FGA	PCT	3FG-FGA	PCT	FT-FTA	PCT	OFF	DEF	TOT	AVG							
at Kentucky	11/29/2020		16:44	3-3	1.000	1-1	1.000	0-0	.000	0	3	3	3.0	0	1	0	0	0	7	7.0
Wofford	12/07/2020		23:11	4-5	.800	0-1	.000	0-0	.000	1	1	2	2.5	1	0	2	1	1	8	7.5
UNI	12/09/2020		12:14	1-2	.500	0-1	.000	1-2	.500	0	1	1	2.0	2	1	1	0	2	3	6.0
at West Virginia	12/13/2020		14:50	0-3	.000	0-3	.000	1-2	.500	0	2	2	2.0	1	2	1	0	0	1	4.8
at Vanderbilt	12/16/2020		15:43	1-3	.333	0-1	.000	0-0	.000	0	3	3	2.2	1	0	0	0	0	2	4.2
vs Loyola Chicago	12/18/2020		18:10	0-0	.000	0-0	.000	4-4	1.000	0	2	2	2.2	1	0	1	0	0	4	4.2
Hofstra	12/22/2020		11:40	1-1	1.000	1-1	1.000	0-0	.000	1	0	1	2.0	2	1	0	0	0	3	4.0
Totals			0 112:33	10-17	.588	2-8	.250	6-8	.750	2	12	14	2.0	8	5	1	3	28	4.0	

Player Averages

Games Played	Minutes/ game	Points/ game	FG Pct	3FG Pct	FT Pct	Rebounds/ game	Assists/ game	Turnovers/ game	Assist/Turnover ratio	Steals/ game	Blocks/ game
7	16.1	4.0	58.8	25.0	75.0	2.0	0.7	0.7	1.0	0.4	0.1





#24 DJI BAILEY
G | FR | 6'5" | 175
WILSON, NC
GREENFIELD SCHOOL

FRESHMAN (2020-21)

- Broke his right wrist during a basketball workout in June and was not fully cleared to resume basketball activities until mid-November

HIGH SCHOOL

- Attended the Greenfield School ... Led team to North Carolina Independent Schools Athletic Association (NCISAA) 1A state title in 2019
- Averaged 17 points, nine rebounds, and eight assists per game as a senior
- NCISAA All-State selection, Wilson Times All-Area selection as a senior
- 2020 1A/2A Coastal Plain Independent Conference (CPIC) Player of the Year
- No. 15 recruit in North Carolina's Class of 2020 according to ESPN.com
- Released from commitment to Wake Forest in April 2020 after team fired coach Danny Manning
- Signed with Richmond on May 12, the final member of the Spiders Class of 2020

PERSONAL

- Born on May 19, 2002
- First name is pronounced jai (rhymes with fly)

CAREER HIGHS

Statistic	Value	
Rebounds	1	vs Morehead St. 11/27/20
Steals	1	at West Virginia 12/13/20

CAREER STATS

				Field Goals		3-Point		F-Throws		Rebounds								Scoring		
SEASON	TEAM	GP-GS	MIN/AVG	FG-FGA	FG%	3FG-FGA	3FG%	FT-FTA	FT%	OFF	DEF	TOT	AVG	PF-FO	AST	T/O	BLK	STL	PTS	AVG
2020-21	UR	2-0	5/2.7	0-0	.000	0-0	.000	0-0	.000	0	1	1	0.5	1-0	0	0	0	1	0	0.0
TOTAL		2-0	5/2.7	0-0	.000	0-0	.000	0-0	.000	0	1	1	0.5	1-0	0	0	0	1	0	0.0

GAMELOGS

Opponent	Date	GS	MIN	Total		3-Pointers		Free throws		Rebounds				PF	A	T/O	BLK	STL	PTS	AVG
vs Morehead St.	11/27/2020		04:26	0-0	.000	0-0	.000	0-0	.000	0	1	1	1.0	1	0	0	0	0	0	0.0
at West Virginia	12/13/2020		00:58	0-0	.000	0-0	.000	0-0	.000	0	0	0	0.5	0	0	0	0	1	0	0.0
Totals		0	05:24	0-0	.000	0-0	.000	0-0	.000	0	1	1	0.5	1	0	0	0	1	0	0.0

Player Averages

Games Played	Minutes/ game	Points/ game	FG Pct	3FG Pct	FT Pct	Rebounds/ game	Assists/ game	Turnovers/ game	Assist/Turnover ratio	Steals/ game	Blocks/ game
2	2.7	0.0	0.0	0.0	0.0	0.5	0.0	0.0	0.0	0.5	0.0





#33 GRANT GOLDEN F | GR | 6'10" | 255 WINCHESTER, VA ST. JAMES (MD)

GRADUATE STUDENT (2020-21)
GAME-BY-GAME

1/6 vs Rhode Island - Led UR with 9 rebounds and 5 assists while scoring 17 points ... Passed Curtis Blair (1,630) for 9th on UR's career scoring list and passed Tom Green (728) for 7th on UR's career rebounds list ... 1/2 vs St. Bonaventure - Recorded his 1,609th career point on a jumper at the 15:24 mark of the first half, moving him past ShawnDre' Jones and into the top 10 on Richmond's career scoring list ... 12/30 at Davidson - Scored a game-high 22 points ... made all 3 of his three-point FG attempts ... passed Kenny Wood for 8th on UR's career rebounding list ... passed Peter Woolfolk for 11th on UR's career scoring list ... Played season-high 32 minutes ... 12/18 vs Loyola Chicago - Scored 14 points and made Spiders final 2 FGs down stretch of tight game ... 12/16 at Vanderbilt - Scored 14 points and added a team-high 8 rebounds ... Became third active player (Luke Garza, Terry Taylor) with 1,500 career points and 700 career rebounds and third Spider ever with 1,500 points and 700 rebounds (Mike Perry, Peter Woolfolk) ... Passed Kenny Atkinson (1,549) for 12th on UR's career scoring list ... Passed mentor T.J. Cline (632) for 6th-most FGs in UR history ... 12/9 vs UNI - Recorded 17 points and 11 rebounds for his 15th career double-double ... 12/7 vs Wofford - Started UR's 12-2 run to close game with three-pointer with 2:08 to play ... Hook shot from left block with 1:35 remaining gave UR a 1-point lead ... 11/29 at Kentucky - Registered 13 points, a team-high 7 rebounds, and 5 assists despite being limited to 21 minutes by foul trouble ... Passed Terry Allen for 13th on UR's career scoring list ... Named to Bluegrass Showcase All-Tournament Team after the game for totaling 29 points, 11 rebounds, and 9 assists in UR's two wins ... 11/27 vs Morehead St - Moved past UR's career leading scorer Johnny Newman and into ninth place on Spiders career rebounding list with 669 ... Also passed Jarod Stevenson to become the 14th-leading scorer in Spiders history with 1,488 points

- 1 of 20 players named to watch list for Kareem Abdul-Jabbar Award, given to the nation's top center
- Second Team Preseason All-Atlantic 10 selection joined Kevin Anderson (2008, 2009, 2010) as the only Spiders to earn Preseason All-Conference honors from the A-10 in three different seasons

REDSHIRT JUNIOR (2019-20)

- Named Second Team All-Atlantic 10 and selected Second Team All-District in NABC District 4 (A-10) ... First player in school history to earn All-Conference honors following his freshman, sophomore, and junior seasons
- First-Team All-Atlantic 10 selection by KenPom
- Second on team in scoring (13.4 points per game) and assists (3.4 per game - 11th in A-10) while registering team-high 6.9 rebounds
- Shot 52.4 percent from the field, second-highest on the team and ninth-highest in the A-10
- Led team with 24 blocks
- Started 29 games, averaging 26.0 minutes per game
- Finished season 15th on the Spiders career scoring list with 1,472 points, the fourth-most ever for a Richmond player entering his senior season
- Ended season ninth in school history in field goals (597) and blocks (100) and 10th in rebounds (665)

REDSHIRT SOPHOMORE (2018-19)

- Selected Third Team All-Conference by the Atlantic 10 for a second straight season ... Became first player in Spiders history to earn All-Conference honors following freshman and sophomore seasons
- Named First Team All-Conference by Hoops HD
- Finished season with 1,083 career points, the most ever by a Spider by the end of his sophomore season ... became 47th member of Spiders 1,000-point club at George Mason on February 27
- Scored a team-high 17.2 points per game, third most in the A-10, and registered 7.1 rebounds per game, eighth most in the A-10
- Ranked fifth in A-10 in field goal percentage (50.3)
- Led A-10 with 221 field goals ... also finished in top 15 in conference in assists per game (3.5, 13th) and blocks per game (1.06, 11th)
- One of six underclassmen (freshmen or sophomores) in D-I to average 17 points and seven rebounds per game
- Joined T.J. Cline in 2016-17 as the only Spiders to record 500 points, 200 rebounds, and 100 assists in a season
- 117 assists were second most in D-I by player 6'10" or taller (Ethan Happ - 153)

REDSHIRT FRESHMAN (2017-18)

- Scored 498 points, breaking the record for most points by a Spider freshman (Mike Perry - 494 in 1977-78)
- * Averaged team-high 15.6 points per game and recorded 6.7 rebounds per game (second on team)
- One of seven freshmen in D-I to average 15.5 points and six rebounds per game
- Led team with five double-doubles, most by a Spiders freshman since 1998-99 (Charles Stephens)
- Selected Third-Team All-Conference and All-Rookie Team in Atlantic 10 ... With Davidson's Kellan Grady, first freshmen to make A-10 All-Conference team since 2012-13 (Semaj Christon, Xavier)

CAREER HIGHS

Statistic	Value	
Points	33	vs Wyoming 11/21/18
Rebounds	12	vs High Point 12/22/18, vs CSUN 11/17/19, vs Wisconsin 11/25/19
Assists	8	at Duquesne 03/06/20, at George Washington 02/26/20
Steals	3	at Duquesne 01/24/18, vs James Madison 12/10/17, at VCU 01/28/20
Blocks	6	at George Mason 02/27/19
FG Made	16	vs Wyoming 11/21/18
FG Attempts	24	vs Wyoming 11/21/18
3FG Made	4	vs Georgetown 11/25/17
3FG Attempts	8	vs Georgetown 11/25/17
FT Made	9	vs Hampton 11/25/18
FT Attempts	14	vs Hampton 11/25/18

CAREER STATS

			Field Goals		3-Point		F-Throws		Rebounds										Scoring	
SEASON	TEAM	GP-GS	MIN/AVG	FG-FGA	FG%	3FG-FGA	3FG%	FT-FTA	FT%	OFF	DEF	TOT	AVG	PF-FO	AST	TO	BLK	STL	PTS	AVG
2016-17	UR	9-0	68/7.6	7-20	.350	1-5	.200	3-9	.333	3	15	18	2.0	9-0	8	3	2	0	18	2.0
2017-18	UR	32-32	981/30.7	208-418	.498	22-80	.275	60-96	.625	49	166	215	6.7	79-1	69	82	39	19	498	15.6
2018-19	UR	33-33	1038/31.4	221-439	.503	16-54	.296	109-166	.657	26	207	233	7.1	61-0	117	82	35	15	567	17.2
2019-20	UR	29-29	753/26.0	161-307	.524	5-19	.263	62-87	.713	32	167	199	6.9	39-0	100	56	24	16	389	13.4
2020-21	UR	11-11	304/27.7	70-119	.588	7-13	.538	12-21	.571	11	57	68	6.2	26-0	41	31	4	6	159	14.5
TOTAL		114-105	3144/27.6	667-1303	.512	51-171	.298	246-379	.649	121	612	733	6.4	214-1	335	254	104	56	1631	14.3

Most Career Points, Richmond History

Name	Points	Games
7. John Schweitz	1,723	109
8. T.J. Cline	1,647	102
9. Grant Golden	1,631	114
10. Curtis Blair	1,630	125

Most Career Rebounds, Spiders History

Name	Reb	Games
1. Ken Daniel	1255	114
2. Walt Lysaght	1190	110
3. Eric Poole	894	115
4. Peter Woolfolk	859	123
5. Terry Allen	782	134
6. Mike Perry	738	108
7. Grant Golden	733	114

Most Career Blocks, Spiders History

Name	Blocks	Games
1. Darrius Garrett	231	116
2. Alonzo Nelson-Ododa	185	94
3. Tim Faulconer	183	116
4. Kevin Steenberge	154	120
5. Jeff Pehl	135	110
T6. Johnathan Collins	133	101
T6. Gaston Moliva	133	116
8. Justin Harper	113	137
9. Grant Golden	104	114

Most Career Field Goals, Spiders History

Name	FGs	Games
1. Johnny Newman	933	122
2. Mike Perry	902	108
3. Kevin Anderson	768	139
4. John Schweitzel	720	109
5. Grant Golden	667	114





#33 GRANT GOLDEN (CONTINUED)

- Named A-10 Rookie of the Week three times (November 27, January 29, March 5)
- Selected to All-Tournament Team at Cayman Islands Classic after averaging 18 points and five rebounds while shooting 56 percent from field in three games

FRESHMAN (2016-17)

- Granted medical redshirt by NCAA after undergoing cardiac ablation procedure on 12/22 to correct an accelerated heart rate that caused him to collapse vs Texas Tech on 12/17
- Appeared in nine games totaling 18 points, 18 rebounds, and eight assists
- Led team with 10.6 rebounds per 40 minutes
- Scored career-best six points Dec. 3 vs Wake Forest ... grabbed career-high four rebounds Nov. 25 vs Maryland and Dec. 10 vs UMBC

HIGH SCHOOL

- Moved to St. James HS in Hagerstown, Md. for final two seasons of high school
- Washington County Co-Player of the Year in 2015-16
- Led St. James to Independent-Parochial School League and Mid-Atlantic Conference titles
- Averaged 17.2 PPG, 10.3 rpg, 3.5 APG and 1.3 BPG in his senior year
- Shot 54.7 percent from the field and 42.9 percent from three in 15-16
- Sat out junior season with ankle injury
- Averaged 18.1 PPG and 7.7 RPG in 2013-14 at Sherando HS in Stephens City, Va.

PERSONAL

- Son of Ellen and Craig
- Younger brother Bryce plays basketball at Butler University
- Father played basketball at Fairfield University and two grandfathers played collegiate football
- Born on Jan. 15, 1998

GAMELOGS

Opponent	Date	GS	MIN	Total		3-Pointers		Free throws		Rebounds		PF	A	T/O	BLK	STL	PTS	AVG		
				FG-FGA	PCT	3FG-3FGA	PCT	FT-FTA	PCT	OFF	DEF								TOT	AVG
vs Morehead St.	11/27/2020	*	23:18	8-10	.800	0-0	.000	0-2	.000	2	2	4	4.0	1	4	3	0	16	16.0	
at Kentucky	11/29/2020	*	20:43	4-9	.444	1-1	1.000	4-4	1.000	2	5	7	5.5	4	5	1	0	13	14.5	
Wofford	12/07/2020	*	22:31	6-10	.600	1-1	1.000	2-3	.667	3	1	4	5.0	3	2	3	0	15	14.7	
UNI	12/09/2020	*	23:14	8-18	.444	1-2	.500	0-0	.000	0	11	11	6.5	2	4	3	0	17	15.3	
at West Virginia	12/13/2020	*	29:47	3-4	.750	1-1	1.000	2-2	1.000	2	6	8	6.8	1	1	6	0	9	14.0	
at Vanderbilt	12/16/2020	*	26:28	7-12	.583	0-1	.000	0-0	.000	0	8	8	7.0	1	3	2	1	14	14.0	
vs Loyola Chicago	12/18/2020	*	29:58	7-9	.778	0-0	.000	0-0	.000	0	7	7	7.0	4	2	8	0	14	14.0	
Hofstra	12/22/2020	*	28:11	7-11	.636	0-1	.000	1-3	.333	0	2	2	6.4	2	5	2	0	15	14.1	
at Davidson	12/30/2020	*	32:06	9-13	.692	3-3	1.000	1-1	1.000	1	2	3	6.0	2	4	1	1	22	15.0	
St. Bonaventure	01/02/2021	*	33:55	3-8	.375	0-2	.000	1-4	.250	0	5	5	5.9	2	6	2	2	7	14.2	
Rhode Island	01/06/2021	*	34:00	8-15	.533	0-0	.000	1-2	.500	1	8	9	6.2	4	5	0	0	17	14.5	
Totals			11	304:11	70-119	.588	7-13	.538	12-21	.571	11	57	68	6.2	26	41	31	4	159	14.5

Player Averages

Games Played	Minutes/game	Points/game	FG Pct	3FG Pct	FT Pct	Rebounds/game	Assists/game	Turnovers/game	Assist/Turnover ratio	Steals/game	Blocks/game
11	27.7	14.5	58.8	53.8	57.1	6.2	3.7	2.8	1.3	0.5	0.4



WALK-ONS



#10 SULLIVAN KULJU
F | SR | 6'6" | 220
NEW BERLIN, WI
EISENHOWER

CAREER STATS

				Field Goals		3-Point		F-Throws		Rebounds										Scoring	
SEASON	TEAM	GP-GS	MIN/AVG	FG-FGA	FG%	3FG-FGA	3FG%	FT-FTA	FT%	OFF	DEF	TOT	AVG	PF-FO	AST	TO	BLK	STL		PTS	AVG
2018-19	UR	3-0	3/1.0	0-0	.000	0-0	.000	0-0	.000	0	0	0	0.0	0-0	0	0	0	0	0	0	0.0
2019-20	UR	8-0	11/1.3	0-6	.000	0-2	.000	0-0	.000	2	0	2	0.3	0-0	1	0	0	0	0	0	0.0
TOTAL		11-0	13/1.2	0-6	.000	0-2	.000	0-0	.000	2	0	2	0.2	0-0	1	0	0	0	0	0	0.0

JUNIOR (2019-20)

- Appeared in 8 games, totaling two rebounds and one assist in 11 minutes

SOPHOMORE (2018-19)

- Appeared in three games but did not register any statistics ... Made collegiate debut vs Coppin State on December 5

FRESHMAN (2017-18)

- Did not appear in any games

HIGH SCHOOL

- Four-year varsity starter at Eisenhower ... member of school's 1,000-point club ... led team to 40-9 record in his last two seasons
- Three-time All-Woodland Conference selection ... 2-time All-Area selection by Milwaukee Journal Sentinel
- Team captain as a senior ... averaged 15.1 points and 5.2 rebounds per game
- Three-time letterwinner in football ... Honorable Mention All-Woodland Conference at wide receiver as a senior
- DECA (Distributive Education Clubs of America) state qualifier

PERSONAL

- Son of Eric and Kimberly Kulju
- Has an older brother Keenan and a younger sister Tierney
- Born on Sept. 8, 1998
- Last name is pronounced "COOL-you"



#12 GABE ARIZIN
G | SO | 6'4" | 190
WEST CHESTER, PA
ST. JOSEPH'S PREP

CAREER STATS

				Field Goals		3-Point		F-Throws		Rebounds										Scoring	
SEASON	TEAM	GP-GS	MIN/AVG	FG-FGA	FG%	3FG-FGA	3FG%	FT-FTA	FT%	OFF	DEF	TOT	AVG	PF-FO	AST	TO	BLK	STL		PTS	AVG
2019-20	UR	5-0	4/0.9	0-1	.000	0-0	.000	0-0	.000	1	2	3	0.6	0-0	0	0	0	0	0	0	0.0
TOTAL		5-0	4/0.9	0-1	.000	0-0	.000	0-0	.000	1	2	3	0.6	0-0	0	0	0	0	0	0	0.0

FRESHMAN (2019-20)

- Appeared in five games, grabbing three rebounds and going 0-1 from the field in four minutes

HIGH SCHOOL

- Two-time captain at St. Joseph's Prep in Philadelphia

PERSONAL

- Son of Mike and Patricia
- Father Mike played basketball at William & Mary and La Salle ... At William & Mary, Arizin earned All-Southern Conference honors following his freshman and sophomore seasons ... His 35 points against Richmond on Dec. 11, 1973 remains the second-most ever by a William & Mary player in a game at Kaplan Arena ... Averaged 17.3 points and 7.5 rebounds in 54 games for the Tribe ... At La Salle, averaged 11.5 points in 1975-76 and led team in FG pct (49.6)
- Has a brother Luke and a half-brother Matt, who played baseball at Georgetown
- Grandfather Paul Arizin was inducted into the Naismith Memorial Basketball Hall of Fame in 1978 ... He was a 10-time NBA All-Star with the Philadelphia Warriors who twice led the league in scoring ... Missed two seasons in the prime of his career to serve with the Marines in the Korean War ... Third-leading scorer (16,266 points) in NBA history when he retired in 1962 rather than move with the Warriors to San Francisco ... Led nation in scoring (25.3 PPG) as a senior at Villanova in 1950 ... Had his No. 11 jersey retired by Villanova ... Inducted in College Basketball Hall of Fame in 2006 ... Member of inaugural class of Philadelphia Sports Hall of Fame (2004)
- Born on December 16, 2000
- Last name is pronounced "AIR-rizz-in"



WALK-ONS



#25 QUENTIN SOUTHALL
F | SR | 6'6" | 220
NEW BERLIN, WI
EISENHOWER

CAREER STATS (NONE)

HIGH SCHOOL

- Attended Georgetown Prep in North Bethesda, Md.
- Team captain as a senior ... Averaged 8 points per game
- Honor Society member graduated with a 3.9 GPA

PERSONAL

- Son of Cornelius and Patricia
- Father Cornelius played defensive back for Notre Dame, winning a national championship in 1988 ... He served 27 years in the U.S. Secret Service and has provided protection for every President from Richard Nixon to Donald Trump
- Born on November 9, 2001



#31 JORDAN GAITLEY
G | GR | 6'4" | 190
HAVERFORD, PA
FORDHAM PREP (NY)

CAREER STATS

				Field Goals		3-Point		F-Throws		Rebounds										Scoring	
SEASON	TEAM	GP-GS	MIN/AVG	FG-FGA	FG%	3FG-FGA	3FG%	FT-FTA	FT%	OFF	DEF	TOT	AVG	PF-FO	AST	TO	BLK	STL	PTS	AVG	
2018-19	UR	3-0	3/1.1	1-2	.500	0-0	.000	0-1	.000	1	1	2	0.7	0-0	1	0	0	0	2	0.7	
2019-20	UR	8-0	13/1.6	1-1	1.000	0-0	.000	0-0	.000	0	1	1	0.1	1-0	0	1	0	0	2	0.3	
TOTAL		11-0	16/1.5	2-3	.667	0-0	.000	0-1	.000	1	2	3	0.3	1-0	1	1	0	0	4	0.4	

JUNIOR (2019-20)

- Appeared in 8 games, totaling 2 points and 1 rebound in 13 minutes
- Scored UR's final basket on a fadeaway jumper from the left block with 1:03 to play vs Saint Joseph's on Jan. 2

SOPHOMORE (2018-19)

- Appeared in three games, registering two points, two rebounds and an assist
- Brought home crowd to its feet with offensive rebound and putback while being fouled vs George Washington on Feb. 9
- Made collegiate debut vs Coppin State on Dec. 5, recording a rebound and assist

FRESHMAN (2017-18)

- Did not appear in a game

HIGH SCHOOL

- 2017 League MVP of New York's Catholic High Schools Athletic Association (CHSAA) A Division
- Averaged 20.5 points per game as a senior ... led team to CHSAA A Divisional Final
- Class A first-team All-State selection

PERSONAL

- Son of Frank and Stephanie Gaitley ... Mother Stephanie is head coach of the women's team at Fordham University and was head coach of the women's team at Richmond from 1985-91 (116-63 in 6 seasons)
- Older brother Dutch played at Temple and Monmouth and is currently an assistant coach for the Charlotte Hornets ... Older brother D.C. played in seven games for Fordham



BOX SCORES



Official Basketball Box Score - Final
Morehead St. at Richmond
11/27/20 Rupp Arena, Lexington
2020-21 Men's Basketball

Game Time: 6:00 PM
Game Duration: 2:06
Attendance: 261

Officials: Bart Lenox, John Hampton, Enroll Lewis

Morehead St. - 64

Record: 0-2

NO.	Name	Min	FG		3P	FT	Reb		Fouls		TP	AS	TO	ST	Blocks		BS	+/-
			M-A	M-A	M-A	M-A	OR	DR	PF	FD					BS	BA		
3	James Baker	F 14:55	2-5	0-2	0-0	1	2	4	1	4	0	1	0	0	1	0	1	-2
4	Johni Broome	F 22:07	3-8	0-0	0-0	2	4	6	1	1	6	0	1	0	0	0	1	-10
1	DeVon Cooper	G 31:36	5-10	2-5	2-2	0	6	6	1	2	14	3	5	1	0	0	0	-16
2	KJ Hunt	G 22:23	2-3	1-2	4-4	0	1	1	0	2	9	1	3	1	1	0	0	-11
55	Taton Cooper	G 31:22	5-10	1-6	0-2	0	1	1	1	2	11	4	1	1	0	0	0	-16
5	Skyelar Potter	F 27:59	2-10	1-7	0-1	3	1	4	5	1	5	2	4	0	0	1	0	-10
11	Julius Dixon	21:42	4-8	2-5	0-0	0	4	4	1	1	10	0	4	0	0	0	0	-14
22	LJ Bryan	17:53	1-1	0-0	0-0	2	2	0	1	2	0	0	0	0	1	0	-8	
13	Jaden Stanley-Williams	03:23	0-1	0-1	0-0	0	0	0	0	1	0	0	1	0	0	0	0	-2
25	Drew Thelwell	05:30	0-1	0-1	0-0	0	1	1	0	0	0	0	0	0	0	0	0	-1
20	Jacob Rice	01:10	1-1	1-1	0-0	0	0	0	0	0	3	0	0	0	0	0	0	0
Team							0		2				0					
Totals			25-58	8-30	6-9	6	23	29	14	11	64	11	19	3	2	3	18	

Technical Fouls: NONE

Richmond - 82

Record: 1-0

NO.	Name	Min	FG		3P		FT		Rebounds		Fouls		TP	AS	TO	ST	Blocks		+/-	
			M-A	MA	M-A	MA	OR	DR	TOT	PF	FD	BS					BA			
3	Tyler Burton	F 28:53	2-8	1-4	2-2	3	9	12	1	3	7	0	3	2	0	1	0	1	17	
4	Nathan Cayo	F 29:39	10-10	1-1	2-4	1	0	1	1	2	23	1	0	0	2	0	0	0	-17	
33	Grant Golden	F 23:18	8-10	0-1	0-2	2	2	4	1	3	16	4	3	0	0	0	0	0	-10	
00	Jacob Gilyard	G 32:57	6-13	1-6	0-0	0	5	5	1	1	13	5	2	3	0	1	0	1	-14	
1	Blake Francis	G 34:00	5-11	3-6	0-1	0	4	4	1	3	13	5	0	1	0	0	0	21		
15	Matt Grace	16:42	2-4	1-3	1-2	1	2	3	2	1	6	1	1	0	1	0	0	8		
2	Souleymane Koureissi	17:02	1-4	0-2	0-0	0	1	1	3	0	2	0	2	0	0	0	0	3		
21	Isaiah Wilson	13:03	1-3	0-1	0-1	1	1	2	0	1	2	0	1	2	0	0	0	1		
24	Dji Bailey	04:26	0-0	0-0	0-0	0	1	1	0	0	0	0	0	0	0	0	0	-1		
Team																				
Totals			35-63	7-24	5-12	8	27	35	11	14	82	16	12	8	3	2	18			

Technical Fouls: Golden 1st 10:08

	MSU	RIC
Biggest lead	2 (1st 19:49)	21 (2nd 0:27)
Best Scoring Run	6 (1st 12:29)	8 (2nd 18:05)
Lead Changes	7	
Times Tied	3	
Time with Lead	01:20	37:20

Points from	MSU	RIC
Turnovers	6	19
Paint	26	52
Second Chance	4	7
Fast Breaks	4	11
Bench	20	10

Period by Period Scoring			
	1st	2nd	TOT
MSU	40	24	64
RIC	47	35	82

Shooting By Period	
1st FG%	21-31 67.7%
3PT%	4-11 36.4%
FT%	1-3 33.3%
2nd FG%	14-32 43.8%
3PT%	3-13 23.1%
FT%	4-9 44.4%
GM FG%	35-63 55.6%
3PT%	7-24 29.2%
FT%	5-12 41.7%

Dead Ball Rebounds: 3



Official Basketball Box Score - Final
Richmond at Kentucky
11/29/20 Rupp Arena, Lexington
2020-21 Men's Basketball

Game Time: 1:00 PM
Game Duration: 2:12
Attendance: 3,075

Officials: Don Daly, Vladimir Voyard-Tadad, Byron Jarrett

Richmond - 76

Record: 2-0

NO.	Name	Min	FG		3P	FT	Rebounds		Fouls		TP	AS	TO	ST	Blocks		+/-	
			M-A	M-A	M-A	M-A	OR	DR	PF	FD					BS	BA		
3	Tyler Burton	F 25:55	4-8	1-3	2-2	0	4	4	3	2	11	0	1	0	1	0	12	
4	Nathan Cayo	F 35:57	8-13	0-0	2-5	2	4	6	3	4	18	1	4	1	0	3	11	
33	Grant Golden	F 20:44	4-9	1-1	4-4	2	5	7	4	3	13	5	1	1	0	0	5	
00	Jacob Gilyard	G 35:30	3-13	0-6	0-0	0	4	4	3	1	6	1	1	5	0	0	15	
1	Blake Francis	G 39:07	6-19	3-10	3-3	1	2	3	3	2	18	2	2	3	0	0	12	
15	Matt Grace	14:06	1-2	1-2	0-0	0	1	1	5	2	3	0	0	0	0	0	1	
22	Andre Gustavson	16:44	3-3	1-1	0-0	0	3	3	0	0	7	1	0	0	0	0	1	
21	Isaiah Wilson	05:23	0-0	0-0	0-0	0	0	0	0	1	0	0	0	0	0	0	-3	
2	Souleymane Koureissi	06:34	0-0	0-0	0-0	0	0	0	0	3	0	0	1	0	1	0	6	
Team							1		2		3		0		0			
Totals			29-67		7-25	11-14	6	25	31	24	15	76	15	10	10	2	3	12
Technical Fouls: NONE																		

Technical Fouls: NONE

Kentucky - 64

Record: 1-1

NO.	Name	Min	M	A	M	A	M	A	OR	DR	TOT	PF	FD	TP	AS	TO	ST	BS	BA	+/-	
21	Cam'Ron Fletcher	F 14:10	2-3	0-0	0-0	2	4	6	2	0	4	0	2	1	0	0	0	0	0	-7	
30	Oliver Sarr	F 38:00	5-13	0-0	7-11	4	7	11	3	1	11	17	0	5	0	1	0	0	0	-6	
3	Devon Askew	G 35:23	0-3	0-2	2-2	0	3	3	1	2	2	2	3	0	0	0	0	0	0	-5	
3	Brandon Boston Jr.	G 37:42	8-20	0-3	4-6	5	5	10	2	3	20	2	2	1	0	0	0	0	0	-12	
5	Terrence Clarke	G 34:59	5-10	0-2	5-9	1	5	6	2	5	15	1	4	1	0	1	0	1	0	-15	
10	Davion Mintz	09:55	0-4	0-2	0-0	1	0	1	0	1	0	0	0	0	1	0	1	0	1	-5	
23	Isaiah Jackson	25:50	2-8	0-1	2-5	7	7	14	1	3	6	0	3	0	2	0	-5				
55	Lance Ware	02:00	0-0	0-0	0-0	0	0	0	0	0	0	0	0	0	1	0	0	0	0	-6	
0	Jacob Toppin	02:01	0-0	0-0	0-0	0	1	1	0	0	0	0	0	0	1	0	0	0	0	1	
Team																					
Totals			22-61	0-10	20-33	21	33	54	15	24	64	5	21	4	3	2	-12				

Technical Fouls: NONE

	RIC	UKY
Biggest lead	16 (2 nd 0:57)	6 (2 nd 19:10)
Best Scoring Run	9 (2 nd 16:26)	6 (2 nd 0:11)
Lead Changes	14	
Times Tied	12	
Time with Lead	21:55	10:36

Points from		RIC	UKY
Turnovers		22	13
Paint		42	38
Second Chance		10	19
Fast Breaks		10	10
Bench		10	6

Period by Period Scoring			
	1st	2nd	TOT
RIC	28	48	76
UKY	32	32	64

Game Notes: All Tournament Team • Julius Dixon (MSU) • Brandon Boston (UK) • Oliver Sarr (UK) • Nathan Cayo (UR) • MVP • Grant Golden (UR) •



Official Basketball Box Score - Final
Wofford at Richmond
12/07/20 Robins Center, Richmond
2020-21 Men's Basketball

Game Time: 2:00 PM
Game Duration: 1:58

Officials: Roger Ayers, Bert Smith, Tommy Morrissey

Wofford - 72

Record: 2-1

NO.	Name	Min	FG	3P	FT	Rebounds	Fouls	TP	AS	TO	ST	Blocks	+/-					
			M-A	M-A	M-A	OR	DR					BS						
25	Messiah Jones	F 30:59	9-12	1-2	1-3	3	7	10	4	5	20	2	7	3	0	1	-3	
33	B.J. Mack	C 26:03	3-7	2-6	0-0	0	8	8	5	0	8	2	2	1	1	0	2	
5	Storm Murphy	G 39:14	7-15	4-10	3-4	1	1	2	1	3	21	4	2	1	0	1	-7	
13	Morgan Safford	G 36:31	2-9	2-5	0-0	1	4	5	2	0	6	0	0	0	0	0	-5	
21	Tray Hollowell	G 40:00	5-13	3-10	2-4	0	4	4	1	5	15	5	0	0	0	0	-5	
24	Nick Givlinge	F 19:58	0-3	0-0	0-0	2	2	9	5	0	1	2	0	0	0	0	0	
24	Nick Givlinge	07:15	1-2	0-1	0-0	0	1	1	1	0	0	2	0	1	1	0	0	
Team						0		2		0		0						
Totals			27-61	12-34	6-11	12	29	41	19	13	72	14	6	1	3	0	5	-5
Technical Fouls: NONE																		

BOX SCORES



Official Basketball Box Score - Final
Richmond at West Virginia
12/19/20 WVU Coliseum, Morgantown, W.Va.
Richmond at West Virginia

Game Time: 1:00 PM
Game Duration: 1:53
Attendance: 371

Officials: Ray Nalik, Ron Groover, Marques Pettigrew

Richmond - 71

Record: 4-1

NO.	Name	Min	FG M-A	3P M-A	FT M-A	Rebounds DR TOT	Fouls FD	TP	AS	TO	ST	Blocks	BS	+/-	
3	Tyler Burton	F 34:01	5-15	2-6	2-2	3 7 10	3 1 14	0	2	0	0	1	13		
4	Nathan Cayo	F 30:26	5-8	0-0	4-6	3 3 6	3 3 14	1	1	1	1	0	-17		
33	Grant Golden	F 29:47	3-4	1-1	2-2	2 6 8	1 1 9	1	6	1	0	0	-30		
00	Jacob Gilyard	G 39:02	3-7	1-4	0-0	0 0 0	0 2 7	6	2	4	0	0	-21		
1	Blake Francis	G 33:03	5-17	1-10	1-5	1 1 2	2 4 12	0	3	2	0	0	-24		
15	Matt Grace	03:02	0-0	0-0	0-0	0 0 0	1 0 0	0	1	0	0	0	0		
22	Andre Gustavson	14:50	0-3	0-3	1-2	0 2 2	1 1 1	2	1	0	0	0	-7		
2	Souleymane Koureissi	11:39	1-2	0-1	5-8	0 2 2	4 4 7	1	1	0	0	0	15		
13	Connor Crabtree	01:36	1-1	1-1	2-2	0 2 2	0 1 5	0	0	0	0	0	6		
21	Isaiah Wilson	01:36	0-0	0-0	2-2	0 0 0	0 1 2	1	0	1	0	0	6		
24	Dij Bailey	00:58	0-0	0-0	0-0	0 0 0	0 0 0	0	0	0	1	0	5		
Team						1	1	2	0	0	0	0			
Totals			23:57	6-26	19-29	10	24	34	15	18	7	13	16	10	1

Technical Fouls: NONE

West Virginia - 87

Record: 5-1

NO.	Name	Min	FG M-A	3P M-A	FT M-A	Rebounds OR DR TOT	Fouls PF F	TP	AS	TO	ST	Blocks BS	+/-	
1	Derek Culver	F 29:57	3-8	0-0	4-5	1 10 11	2 5 10	2	2	2	1	0	19	
11	Ermitt Matthews Jr.	F 22:46	3-6	0-1	0-0	0 6 6	0 1 6	2	2	2	1	0	13	
34	Oscar Tshibwe	F 23:33	6-8	0-0	0-0	1 4 5	1 1 12	3	1	1	0	0	18	
4	Miles McBride	G 28:09	9-11	2-2	0-0	0 1 1	1 2 20	5	1	3	0	0	20	
22	Sean McNeil	G 23:00	5-8	2-2	0-0	0 3 3	2 0 12	4	0	0	0	0	21	
3	Gabe Osabuohien	18:42	0-2	0-1	0-0	1 2 3	1 0 0	2	0	1	0	0	14	
5	Jordan McCabe	11:51	2-3	2-2	0-0	0 1 1	2 6 0	0	3	1	0	0	-4	
12	Taz Sherman	18:58	5-7	2-3	3-4	0 0 0	2 2 15	1	1	2	0	0	21	
2	Jalen Bridges	07:49	1-3	0-1	0-2	1 1 2	1 1 2	1	0	0	0	0	-8	
13	Isaiah Cottrell	04:52	1-3	0-1	0-0	0 0 0	4 0 2	1	0	0	0	0	-8	
0	Kedrian Johnson	04:31	0-0	0-0	0-0	0 0 0	1 0 0	0	0	0	0	0	-4	
23	Seny Ndiaye	01:36	0-1	0-0	0-0	0 0 0	1 0 0	0	1	1	0	0	-6	
24	Taj Thweatt	01:36	1-1	0-0	0-0	0 1 1	1 0 2	0	1	0	0	0	-6	
20	Jay Moore	01:20	0-0	0-0	0-2	1 0 1	1 1 0	0	0	0	0	0	-5	
30	Spencer Macke	01:20	0-1	0-1	0-0	0 0 0	0 0 0	0	0	0	0	0	-5	
Team														
Totals			36-62	8-14	7-13	5	0 30 35	18 15 87	22	12	10	1	0	16

Technical Fouls: NONE

	RICHMO	WVU
Biggest lead	2 (1 st 17:57)	30 (2 nd 17:10)
Best Scoring Run	6 (2 nd 0:14)	11 (1 st 0:53)
Lead Changes	4	
Times Tied	5	
Time with Lead	02:03	35:46

Points from Turnovers	RICHMO	WVU
Paint	28	36
Second Chance	10	4
Fast Breaks	12	19
Bench	15	27

Period by Period Scoring	1st	2nd	TOT
RICHMO	30	41	71
WVU	52	35	87



Official Basketball Box Score - Final
Richmond at Vanderbilt
12/16/20 Memorial Gymnasium, Nashville
2020-21 Men's Basketball

Game Time: 12:00 PM
Game Duration: 1:57
Attendance: 68

Officials: Doug Shows, Chuck Jones, A.J. Desai

Richmond - 78

Record: 5-1

No.	Name	Min	FG M-A	3P M-A	FT M-A	Rebounds OR DR TOT	Fouls BS BA	TP	AS	TO	ST	Blocks BS BA	+/-
3	Tyler Burton	F 28:40	4-8	1-1	4-6	0 4 4	2 4 13	0	1	0	1	0	-5
4	Nathan Cayo	F 30:35	6-6	0-0	1-1	0 3 3	1 1 13	2	0	1	0	0	18
33	Grant Golden	F 26:28	7-12	0-1	0-0	0 8 8	1 2 14	3	2	1	1	0	12
00	Jacob Gilyard	G 37:29	3-7	2-5	0-1	1 1 2	3 1 8	5	2	6	0	0	7
1	Blake Francis	G 37:38	7-12	3-6	4-4	0 3 3	2 4 21	4	2	0	0	1	11
15	Matt Grace	09:11	0-1	0-1	0-0	0 1 1	3 0 0	0	0	0	0	0	2
22	Andre Gustavson	15:43	1-3	0-1	0-0	3 3 3	1 1 2	0	0	0	0	0	-1
13	Connor Crabtree	10:53	2-2	0-0	2-2	0 0 0	0 1 6	0	2	0	0	0	11
2	Souleymane Koureissi	03:23	0-0	0-0	1-2	0 0 0	2 1 1	0	1	0	1	0	0
Team						2 1 3		0	3				
Totals			30:51	6-15	12-16	3 24 27	15 15 78	14	13	8	3	1	11
Technical Fouls: NONE													

Technical Fouls: NONE

Vanderbilt - 67

Record: 2-1

NO.	Name	Min	M-A	M-3A	M-A	OR	DR	FT	P	AS	TO	ST	BS	BA	+/-																								
1	Dylan Disu	F 30:38	4-9	1-3	1-2	3	3	6	4	2	10	1	0	0	-7																								
42	Quentin Millora-Brown	F 14:39	0-0	0-0	0-0	1	1	2	3	0	0	0	0	1	-15																								
0	Tyrin Lawrence	G 14:51	0-3	0-0	0-0	1	3	4	0	0	1	1	0	0	-18																								
2	Scotty Phippen Jr.	G 34:20	8-22	1-5	8-8	3	0	3	2	9	25	2	4	0	-12																								
3	Maxwell Evans	G 15:44	0-1	0-1	0-0	0	0	0	1	0	0	0	3	0	-23																								
12	Trey Thomas	27:40	5-10	3-7	2-2	2	3	5	1	1	15	1	1	1	0																								
50	Ejike Obinna	09:28	0-2	0-0	0-0	0	3	3	1	0	0	1	0	0	-7																								
4	Jordan Wright	25:25	7-8	1-1	2-2	1	6	7	3	1	17	1	0	0	5																								
13	Issac McBride	05:40	0-2	0-2	0-0	1	1	1	0	0	0	1	1	0	0																								
11	Bralee Albert	21:35	0-3	0-3	0-0	0	1	1	0	2	0	3	0	1	0																								
Team																																							
										2		0																											
Totals										24:60		6:22		13:14		13		21		34		15		15		67		10		15		4		1		3		-11	
Technical Fouls: NONE																																							

Technical Fouls: NONE

	Rich	Vandy
Biggest lead	24 (1 st 0:00)	0 (1 st 20:00)
Best Scoring Run	8 (1 st 15:35)	8 (2 nd 17:24)
Lead Changes	0	
Times Tied	1	
Time with Lead	39:11	00:00

Points from Turnovers	Rich	Vandy
Paint	20	12
Second Chance	1	15
Fast Breaks	6	7
Bench	9	32

Period by Period Scoring	1st	2nd	TOT
Rich	45	33	78
Vandy	21	46	67



Official Basketball Box Score - Final
Richmond at Loyola Chicago
12/19/20 Indiana Convention Center, Indianapolis, Ind.
2020-21 Men's Basketball

Game Time: 6:00 PM
Game Duration: 2:04

Officials: Patrick Rock, John Barley, Ed Orenshaw

Richmond - 75

Record: 6-1

NO.	Name	Min	FG M-A	3P M-A	FT M-A	Rebounds OR DR TOT	Fouls FF FLD	TP	AS	TO	ST	Blocks BS	+/-	
3	Tyler Burton	F 34:44	2-7	0-0	0-0	3 6 9	2 2 4	2	1	1	3	0	0	1
4	Nathan Cayo	F 23:11	2-4	0-0	1-2	1 1 2	3 2 5	1	1	1	0	0	0	-5
33	Grant Golden	F 29:58	7-9	0-0	0-0	0 7 7	4 0 14	2	8	1	0	0	0	-4
00	Jacob Gilyard	G 38:46	6-13	2-6	5-6	0 1 1	3 5 19	3	1	4	0	0	0	-2
1	Blake Francis	G 38:36	9-17	4-5	5-7	0 3 3	3 7 27	2	3	2	0	0	0	-2
15	Matt Grace	03:22	0-1	0-1	0-0	0 0 0	0 0 0	0	0	0	0	0	0	-1
22	Andre Gustavson	18:10	0-0	0-0	4-4	0 2 2	1 3 4	0	1	0	0	0	0	7
13	Connor Crabtree	06:54	0-0	0-0	0-0	0 0 0	1 0 0	0	0	0	1	0	0	0
2	Souleymane Koureissi	06:19	1-1	0-0	0-0	0 1 1	0 0 2	0	0	0	1	0	0	8
Team														
Totals			27-52	6-12	15-19	5 22 27	17 19 35	75	10	15	0	0	0	2
Technical Fouls: 0														

Technical Fouls: NONE

Loyola Chicago - 73

Record: 3-2

NO.	Name	Min	M-A	M-A	O-R	D-T	FF	FT	2P	3P	ST	BS	BA	+/-					
30	Aher Uguak	F 15:29	0-1	0-1	0	1	2	3	4	1	0	0	0	-7					
25	Cameron Krutwig	C 30:51	6-10	0-0	2-6	6	5	11	1	4	14	2	3	2	0	0	-5		
1	Lucas Williamson	G 28:03	3-10	2-7	0-0	1	3	4	4	0	8	2	3	1	0	0	0	0	0
4	Braden Norris	G 38:32	8-12	5-9	0-0	0	1	1	4	3	21	5	1	1	0	0	0	0	-4
24	Tate Hall	G 31:31	5-12	2-5	0-0	0	3	3	0	2	12	5	1	1	0	0	0	0	5
5	Keith Clemons	26:08	0-2	0-1	8-10	0	1	1	2	4	8	2	3	0	0	0	0	0	8
10	Tom Welch	09:08	3-4	0-0	0	1	1	2	0	0	6	1	2	0	0	0	0	0	2
12	Marquise Kennedy	06:13	1-1	0-0	0-0	0	0	0	1	0	2	0	0	1	0	0	0	0	-6
23	Cooper Kaifes	08:45	0-3	0-3	0-0	0	2	2	3	1	0	1	2	0	0	0	0	0	-3
13	Baylor Hebb	02:53	0-0	0-0	2-2	0	1	1	0	2	2	0	0	0	0	0	0	0	-3
00	Paxson Wojcik	02:27	0-0	0-0	0-0	0	0	0	0	0	0	0	0	0	0	0	0	0	3
Team																			
Totals																			
		26:55	9:26	12:18	9	20	29	19	17	73	18	18	5	0	0	0	-2		

Technical Fouls: NONE

	Rich	Loyola
Biggest lead	20 (2 nd 16:49)	1 (1 st 16:55)
Best Scoring Run	8 (1 st 1:04)	9 (2 nd 4:48)
Lead Changes	2	
Times Tied	3	
Time with Lead	37:37	00:19

Points from Turnovers	Rich	Loyola
Paint	18	15
Second Chance	32	30
Fast Breaks	2	10
Bench	8	4

Period by Period Scoring	1st	2nd	TOT
Rich	37	38	75
Loyola	22	51	73



BOX SCORES



Official Basketball Box Score - Final
Richmond at Davidson
12/30/20 Bates Arena, Davidson
2020-21 Men's Basketball

Game Time: 7:00 PM
Game Duration: 2:04

Officials: Ted Valentine, Raymie Snyers, AJ Desai

Richmond - 80

Record: 7-2 (1-0)

NO.	Name	Min	FG M-A	3P M-A	FT M-A	Rebounds OR DR TOT	Fouls PF FO	TP	AS	TO	ST	Blocks BS BA	+/-
3	Tyler Burton	F 37:39	7-9	3-4	1-2	0 11 11	1 1	18	0	0	3	2	0 11
4	Nathan Cayo	F 33:34	6-9	0-0	3-4	0 3 3	3 2	15	1	2	1	2	0 9
33	Grant Golden	F 32:06	9-13	3-3	1-1	1 2 3	2 1	22	4	1	0	1	0 14
00	Jacob Gilyard	G 37:32	2-6	1-4	2-2	0 1 1	0 3	7	5	2	1	0	1 1
1	Blake Francis	G 38:06	6-12	1-4	3-3	0 1 1	3 2	16	5	2	0	0	1 8
15	Matt Grace	G 33:36	0-1	0-1	0-0	0 0 0	1 0	0	0	0	0	0	0 3
21	Isaiah Wilson	04:22	0-1	0-0	0 0	0 1 1	1 0	0	0	2	0	0	0 3
2	Souleymane Koureissi	13:05	1-3	0-0	0-0	0 1 1	0 1	2	0	0	1	0	0 -12
Team						1 2 3	0	0	0	0	0	0	
Totals			31-54	8-16	10-12	2 22 24	11 10	80	15	9	6	5	2 8

Technical Fouls: NONE

Shooting By Period		
1st FG%	15-30	50.0%
3PT%	5-10	50.0%
FT%	1-1	100%
2nd FG%	16-24	66.7%
3PT%	3-6	50.0%
FT%	9-11	81.8%
GM FG%	31-54	57.4%
3PT%	8-16	50.0%
FT%	10-12	83.3%

Dead Ball Rebounds: 2, 0



Official Basketball Box Score - Final
St. Bonaventure at Richmond
01/02/21 Robins Center, Richmond
2020-21 Men's Basketball

Game Time: 5:00 PM
Game Duration: 2:04

Officials: Tim Carter, Tim Kelly, Greg Evans

St. Bonaventure - 69

Record: 3-1 (1-1)

NO.	Name	Min	FG M-A	3P M-A	FT M-A	Rebounds OR DR TOT	Fouls PF FO	TP	AS	TO	ST	Blocks BS BA	+/-
33	Jalen Adaway	F 24:41	3-4	0-0	1-1	2 3 5	1 1	7	1	0	0	0	2
21	Osun Osumniyi	C 37:24	2-5	0-0	3-4	2 11 13	2 5	7	1	0	0	1	0 3
0	Kyle Lofton	G 36:51	5-9	1-3	5-6	0 1 1	4 4	16	3	3	1	0	0 3
1	Dominick Welch	G 27:45	5-12	1-6	0-0	3 6 9	4 1	11	1	1	0	0	5
5	Jaren Holmes	G 31:00	7-12	2-4	1-1	1 2 3	3 2	17	2	4	1	1	0 15
2	Eddie Creal	08:06	0-0	0-0	0-0	1 1 2	0 0	0	1	0	0	0	-2
10	Alejandro Vasquez	12:13	2-7	1-3	0-0	0 0 0	1 0	5	0	0	0	0	-7
40	Jalen Shaw	02:46	0-0	0-0	0-0	0 0 0	2 0	0	0	1	1	0	0
4	Anthony Roberts	19:14	2-8	0-2	2-2	2 1 3	1 3	6	0	3	1	1	-4
Team						1 1 2	0	0	0	0	0	0	
Totals			26-57	5-18	12-14	12 26 38	18 16	69	9	12	3	4	3 3

Technical Fouls: NONE

Shooting By Period		
1st FG%	14-31	45.2%
3PT%	1-9	11.1%
FT%	4-5	80%
2nd FG%	12-26	46.2%
3PT%	4-9	44.4%
FT%	8-9	88.9%
GM FG%	26-57	45.6%
3PT%	5-18	27.8%
FT%	12-14	85.7%

Dead Ball Rebounds: 1, 0

Davidson - 74

Record: 5-4 (1-1)

NO.	Name	Min	FG M-A	3P M-A	FT M-A	Rebounds OR DR TOT	Fouls PF FO	TP	AS	TO	ST	Blocks BS BA	+/-
3	Sam Mennenga	F 31:49	6-13	0-3	1-2	1 5 6	3 2	13	0	2	0	0	1 -2
35	Luka Brakovic	F 33:41	5-10	1-4	3-5	6 8 14	4 4	14	4	3	0	0	1 -12
1	Hyunjung Lee	G 28:20	6-9	2-3	3-3	1 1 2	0 1	17	2	2	0	0	2 -10
24	Carter Collins	G 30:05	5-11	2-6	0-2	0 3 3	1 3	12	5	1	2	1	-19
37	Blake Grady	G 37:16	2-11	1-6	2-2	0 2 2	0 1	7	0	1	1	0	0 -1
25	Bates Jones	06:16	0-0	0-0	0-0	2 2 1	1 0	0	0	1	2	0	0 6
5	Grant Huffman	09:31	1-1	0-0	0-0	0 1 1	0 0	2	0	0	0	0	0 2
32	Nelson Boachie-Adom	08:11	0-1	0-1	0-0	0 0 0	0 0	0	1	0	1	1	0 -4
13	Michael Jones	14:51	4-5	1-2	0-0	1 1 2	1 2	9	0	0	0	0	0 10
Team						0 0 0	0	0	1	1	0	0	
Totals			29-61	7-25	9-14	11 21 32	10 11	74	12	11	6	2	5 -6

Technical Fouls: NONE

Shooting By Period		
1st FG%	14-32	43.8%
3PT%	3-12	25.0%
FT%	5-7	71.4%
2nd FG%	15-29	51.7%
3PT%	4-13	30.8%
FT%	4-7	57.1%
GM FG%	29-61	47.5%
3PT%	7-25	28.0%
FT%	9-14	64.3%

Dead Ball Rebounds: 4, 0

Richmond - 66

Record: 7-3 (1-1)

NO.	Name	Min	FG M-A	3P M-A	FT M-A	Rebounds OR DR TOT	Fouls PF FO	TP	AS	TO	ST	Blocks BS BA	+/-
3	Tyler Burton	F 23:58	3-9	2-6	0-0	1 6 7	5 0	8	1	0	0	1	0 5
4	Nathan Cayo	F 38:35	3-6	0-0	6-7	6 4 10	1 5	12	0	1	1	0	1 -5
33	Grant Golden	F 33:55	3-8	0-2	1-4	0 5 5	2 4	7	6	2	0	2	0 -3
00	Jacob Gilyard	G 38:20	5-13	1-6	2-3	0 1 1	3 3	14	2	3	0	2	-4
1	Blake Francis	G 37:14	7-15	3-10	4-5	0 1 1	2 3	21	3	2	2	0	0 -3
15	Matt Grace	06:05	1-1	0-0	0-0	0 0 0	1 0	2	0	0	0	0	0 0
21	Isaiah Wilson	04:26	0-0	0-0	0-0	1 0 1	1 0	0	0	1	0	0	0 1
2	Souleymane Koureissi	17:27	1-2	0-0	1-2	0 2 2	1 3	3	0	1	0	0	1 -6
Team						1 1 2	0	0	0	0	0	0	
Totals			23-54	6-24	14-21	9 20 29	16 18	66	14	9	6	3	4 -3

Technical Fouls: NONE

Shooting By Period		
1st FG%	12-27	44.4%
3PT%	4-11	36.4%
FT%	7-12	58.3%
2nd FG%	11-27	40.7%
3PT%	2-13	15.4%
FT%	7-9	77.8%
GM FG%	23-54	42.6%
3PT%	6-24	25.0%
FT%	14-21	66.7%

Dead Ball Rebounds: 3, 0

	RIC	DAV	Points from Turnovers	RIC	DAV	Period by Period Scoring
Biggest lead	8 (2nd 0:17)	5 (2nd 7:26)	16	9		1st 2nd TOT
Best Scoring Run	11 (2nd 0:17)	5 (1st 12:04)	Paint	36	40	RIC 36 44 80
Lead Changes	3		Second Chance	4	17	DAV 36 38 74
Times Tied	8		Fast Breaks	7	5	
Time with Lead	27:25	07:24	Bench	2	11	

	SBU	RICH	Points from Turnovers	SBU	RICH	Period by Period Scoring
Biggest lead	6 (1st 5:04)	2 (1st 10:37)	11	11		1st 2nd TOT
Best Scoring Run	6 (1st 16:13)	5 (1st 14:39)	Paint	34	32	SBU 33 36 69
Lead Changes	16		Second Chance	15	8	RICH 35 31 66
Times Tied	4		Fast Breaks	4	4	
Time with Lead	31:43	04:11	Bench	11	5	



Official Basketball Box Score - Final
Rhode Island at Richmond
01/02/21 Robins Center, Richmond
2020-21 Men's Basketball

Game Time: 6:00 PM
Game Duration: 2:06

Officials: Bill Covington Jr., Matt Rutter, Earl Walton

Rhode Island - 73

Record: 5-6 (2-2)

NO.	Name	Min	FG M-A	3P M-A	FT M-A	Rebounds OR DR TOT	Fouls PF FO	TP	AS	TO	ST	Blocks BS BA	+/-
5	Anwan Walker	F 20:54	6-7	0-0	0-0	3 5 8	3 0	12	0	4	0	1	0 -6
22	Makel Mitchell	F 24:04	3-8	0-0	0-2	2 3 5	3 3	6	0	2	0	1	0 -9
1	Fatts Russell	G 34:01	7-17	0-5	4-7	1 5 6	2 5	18	4	3	2	0	0 -6
2	Jeremy Sheppard	G 21:17	4-6	3-5	0-0	0 1 1	1 1	11	1	4	0	0	0 -9
12	Malik Martin	G 18:42	1-1	1-1	2-2	0 2 2	2 2	5	0	0	0	0	0 -11
00	Jermaine Harris	23:42	2-4	0-0	0-0	0 6 6	0 1	4	0	0	0	1	0
15	Jalen Carey	14:40	4-8	0-1	0-0	1 4 5	1 2	8	2	3	0	0	1 -3
10	Ishmael Leggett	13:39	0-0	0-0	2-2	0 1 1	1 1	2	2	1	0	0	0 3
23	D.J. Johnson	11:20	1-2	1-2	1-3	0 1 1	1 1	4	0	1	0	0	0 1
4	Allen Betrand	17:41	1-2	1-1	0-0	0 0 0	2 0	3	1	1	1	0	0 5
Team						1 1 2	0	0	0	0	0	0	
Totals			29-55	6-15	9-16	8 29 37	16 16	73	10	19	3	3	2 -7

Technical Fouls: Carey 1st 6:41

Shooting By Period		
1st FG%	14-30	46.7%
3PT%	3-8	37.5%
FT%	3-4	75%
2nd FG%	15-25	60.0%
3PT%	3-7	42.9%
FT%	6-12	50%
GM FG%	29-55	52.7%
3PT%	6-15	40.0%
FT%	9-16	56.3%

Dead Ball Rebounds: 5, 1

Richmond - 80

Record: 8-3 (2-1)

NO.	Name	Min	FG M-A	3P M-A	FT M-A	Rebounds OR DR TOT	Fouls PF FO	TP	AS	TO	ST	Blocks BS BA	+/-
3	Tyler Burton	F 31:50	4-10	1-3	2-2	2 4 6	2 2	11	1	0	0	0	1 8
4	Nathan Cayo	F 35:00	5-12	0-1	4-5	3 2 5	3 5	14	1	2	0	1	1 11
33	Grant Golden	F 34:00	8-15	0-0	1-2	1 8 9	4 3	17	5	0	1	0	0 5
00	Jacob Gilyard	G 36:50	6-10	6-8	4-4	0 0 0	0 1	22	4	2	5	0	1 3
1	Blake Francis	G 35:36	6-14	1-5	2-2	0 1 1	3 2	15	4	1	1	0	0 9
15	Matt Grace	06:00	0-0	0-0	0-0	0 1 1	0 0	0	0	0	0	0	0 2
2	Souleymane Koureissi	13:10	0-1	0-0	1-2	0 3 3	1 1	1	1	1	0	1	0 -5
21	Isaiah Wilson	07:34	0-2	0-1	0-0	1 1 2	3 1	0	0	0	0	0	0 2
Team						0 0 0	0	0	1	1	0	0	
Totals			29-64	8-18	14-17	7 20 27	16 15	80	16	7	7	2	3 7

Technical Fouls: NONE

Shooting By Period		
1st FG%	11-31	35.5%
3PT%	2-9	22.2%
FT%	11-13	84.6%
2nd FG%	18-33	54.5%
3PT%	6-9	66.7%
FT%	3-4	75%
GM FG%	29-64	45.3%
3PT%	8-18	44.4%</

SPIDERS ACTIVE CAREER D-I RANKS



SPIDERS SEASON RANKS

TEAM RANKS

Statistic	National Rank	Conference Rank	Value
3-pt Field Goal Attempts (338 ranked)	103	5	223
Assist Turnover Ratio (338 ranked)	43	3	1.35
Assists Per Game (338 ranked)	105	5	14.7
Blocked Shots Per Game (338 ranked)	287	12	2.2
Defensive Rebounds per Game (338 ranked)	293	13	23.55
Fewest Fouls (338 ranked)	220	11	171
Fewest Turnovers (338 ranked)	169	7	120
Field-Goal Percentage (338 ranked)	27	3	49.2
Field-Goal Percentage Defense (338 ranked)	301	12	46.9
Free Throw Attempts (338 ranked)	113	4	188
Free Throws Made (338 ranked)	116	4	131
Free-Throw Percentage (338 ranked)	179	10	69.7
Offensive Rebounds Per Game (338 ranked)	326	14	6.36
Personal Fouls Per Game (338 ranked)	37	4	15.5
Rebound Margin (338 ranked)	303	12	-5.7
Scoring Defense (338 ranked)	210	10	71.5
Scoring Margin (338 ranked)	154	6	4.3
Scoring Offense (338 ranked)	112	4	75.8
Steals Per Game (338 ranked)	60	3	8.1
Three Pt FG Defense (338 ranked)	140	6	31.8
Three-Point Field Goals Per Game (338 ranked)	193	8	7.0
Three-Point Field-Goal Percentage (338 ranked)	139	6	34.5
Total 3-point FGM (338 ranked)	95	4	77
Total Assists (338 ranked)	46	1	162
Total Blocks (338 ranked)	194	7	24
Total Rebounds (338 ranked)	164	6	329
Total Rebounds Per Game (338 ranked)	328	13	29.91
Total Steals (337 ranked)	21	2	89
Turnover Margin (329 ranked)	38	3	4.0
Turnovers Forced (338 ranked)	118	5	14.91
Turnovers Per Game (338 ranked)	28	1	10.9
Won-Lost Percentage (329 ranked)	77	4	72.7

INDIVIDUAL RANKS

Statistic	Player	National Rank	Conference Rank	Value
3-pt Field Goal Attempts (236 ranked)	Blake Francis	23	2	75
	Jacob Gilyard	50	4	67
Assist Turnover Ratio (250 ranked)	Jacob Gilyard	21	2	3.59
Assists Per Game (242 ranked)	Jacob Gilyard	37	5	5.5
	Grant Golden	202	15	3.7
Blocked Shots Per Game (193 ranked)				
Defensive Rebounds per Game (248 ranked)	Tyler Burton	40	4	6.73
	Grant Golden	187	9	5.18
Double Doubles (189 ranked)	Tyler Burton	32	3	3
	Nathan Cayo	189	6	1
	Jacob Gilyard	189	6	1
	Grant Golden	189	6	1
Field-Goal Percentage (250 ranked)	Grant Golden	42	3	58.8
Free Throw Attempts (240 ranked)	Nathan Cayo	159	3	43
Free Throws Made (234 ranked)	Nathan Cayo	234	10	28
Free-Throw Percentage (244 ranked)				
Minutes Per Game (250 ranked)	Jacob Gilyard	14	4	37.32
	Blake Francis	34	5	36.30
Offensive Rebounds Per Game (246 ranked)				
Points Per Game (250 ranked)	Blake Francis	163	9	16.4
Rebounds Per Game (248 ranked)	Tyler Burton	89	5	8.2
Steals Per Game (237 ranked)	Jacob Gilyard	2	1	3.91
Three-Point Field Goals Per Game (244 ranked)	Blake Francis	168	7	2.27
	Jacob Gilyard	244	15	2.00
Three-Point Field-Goal Percentage (119 ranked)				
Total 3-point FGM (233 ranked)	Blake Francis	61	3	25
	Jacob Gilyard	113	6	22
Total Assists (248 ranked)	Jacob Gilyard	17	1	61
	Grant Golden	88	6	41
	Blake Francis	248	11	30
Total Blocks (231 ranked)				
Total Field Goal Attempts (249 ranked)	Blake Francis	20	3	155
	Grant Golden	117	7	119
	Jacob Gilyard	150	8	115
	Tyler Burton	249	10	103
Total Field Goals Made (244 ranked)	Grant Golden	32	2	70
	Blake Francis	48	4	65
	Nathan Cayo	157	8	52
	Tyler Burton	209	11	49
	Jacob Gilyard	225	12	48
Total Minutes (250 ranked)	Jacob Gilyard	6	1	412:47
	Blake Francis	12	2	401:32
	Tyler Burton	97	7	342:54
	Nathan Cayo	147	8	328:19
Total Points (246 ranked)	Blake Francis	50	4	180
	Grant Golden	114	8	159
	Jacob Gilyard	208	12	138
	Tyler Burton	229	14	134
	Nathan Cayo	236	15	133
Total Rebounds (246 ranked)	Tyler Burton	32	2	90
Total Steals (230 ranked)	Grant Golden	141	5	68
	Jacob Gilyard	1	1	43
	Blake Francis	176	13	14



SPIDERS CONFERENCE STATS

Game Records

Record	Overall	Home	Away	Neutral
ALL GAMES	2-1	1-1	1-0	0-0
CONFERENCE	2-1	1-1	1-0	0-0
NON-CONFERENCE	0-0	0-0	0-0	0-0

Score by Periods

Team	1st	2nd	OT	TOT
Richmond	106	120	0	226
Opponents	103	113	0	216

Team Box Score

No.	Player				Total		3-Point		F-Throw		Rebounds											
		GP-GS	MIN	AVG	FG-FGA	FG%	3FG-FGA	3FG%	FT-FTA	FT%	OFF	DEF	TOT	AVG	PF	DQ	A	TO	BLK	STL	PTS	AVG
1	FRANCIS, Blake	3-3	110:56	37.0	19-41	.463	5-19	.263	9-10	.900	0	3	3	1.0	8	0	12	5	0	3	52	17.3
33	GOLDEN, Grant	3-3	100:01	33.3	20-36	.556	3-5	.600	3-7	.429	2	15	17	5.7	8	0	15	3	3	1	46	15.3
00	GILYARD, Jacob	3-3	112:42	37.6	13-29	.448	8-18	.444	8-9	.889	0	2	2	0.7	3	0	13	6	0	9	42	14.0
4	CAYO, Nathan	3-3	107:09	35.7	14-27	.519	0-1	.000	13-16	.813	9	9	18	6.0	7	0	2	5	3	2	41	13.7
3	BURTON, Tyler	3-3	93:27	31.2	14-28	.500	6-13	.462	3-4	.750	3	21	24	8.0	8	1	2	0	3	3	37	12.3
2	KOUREISSI, Souleymane	3-0	43:42	14.6	2-6	.333	0-0	.000	2-4	.500	0	6	6	2.0	2	0	1	2	1	1	6	2.0
15	GRACE, Matt	3-0	15:41	5.2	1-2	.500	0-1	.000	0-0	.000	0	1	1	0.3	2	0	0	0	0	0	2	0.7
21	WILSON, Isaiah	3-0	16:22	5.5	0-3	.000	0-1	.000	0-0	.000	2	2	4	1.3	5	0	0	3	0	0	0	0.0
Team											2	3	5				1					
Total		3	600		83-172	.483	22-58	.379	38-50	.760	18	62	80	26.7	43	1	45	25	10	19	226	75.3
Opponents		3	600		84-173	.486	18-58	.310	30-44	.682	31	76	107	35.7	44	0	31	42	9	12	216	72.0

Team Statistics

	UR	OPP
Scoring	226	216
Points per game	75.3	72.0
Scoring margin	+3.3	-
Field goals-att	83-172	84-173
Field goal pct	.483	.486
3 point fg-att	22-58	18-58
3-point FG pct	.379	.310
3-pt FG made per game	7.3	6.0
Free throws-att	38-50	30-44
Free throw pct	.760	.682
F-Throws made per game	12.7	10.0
Rebounds	80	107
Rebounds per game	26.7	35.7
Rebounding margin	-9.0	-
Assists	45	31
Assists per game	15.0	10.3
Turnovers	25	42
Turnovers per game	8.3	14.0
Turnover margin	+5.7	-
Assist/turnover ratio	1.8	0.7
Steals	19	12
Steals per game	6.3	4.0
Blocks	10	9
Blocks per game	3.3	3.0
Winning streak	1	-
Home win streak	1	-
Attendance	0	0
Home games-Avg/Game	2-0	1-0
Neutral site-Avg/Game	-	0-0

Team Results

Date	Opponent		Score	Att.
12/30/2020	at Davidson	W	80-74	0
01/02/2021	St. Bonaventure	L	66-69	0
01/06/2021	Rhode Island	W	80-73	0



SPIDERS STATS

Game Records

Record	Overall	Home	Away	Neutral
ALL GAMES	8-3	3-2	3-1	2-0
CONFERENCE	2-1	1-1	1-0	0-0
NON-CONFERENCE	6-2	2-1	2-1	2-0

Score by Periods

Team	1st	2nd	OT	TOT
Richmond	394	440	0	834
Opponents	369	418	0	787

Team Box Score

No.	Player				Total		3-Point		F-Throw		Rebounds											
		GP-GS	MIN	AVG	FG-FGA	FG%	3FG-FGA	3FG%	FT-FTA	FT%	OFF	DEF	TOT	AVG	PF	DQ	A	TO	BLK	STL	PTS	AVG
1	FRANCIS, Blake	11-11	401:32	36.5	65-155	.419	25-75	.333	25-37	.676	3	18	21	1.9	25	0	30	21	0	14	180	16.4
33	GOLDEN, Grant	11-11	304:11	27.7	70-119	.588	7-13	.538	12-21	.571	11	57	68	6.2	26	0	41	31	4	6	159	14.5
00	GILYARD, Jacob	11-11	412:47	37.5	48-115	.417	22-67	.328	20-24	.833	2	22	24	2.2	18	0	61	17	0	43	138	12.5
3	BURTON, Tyler	11-11	342:54	31.2	49-103	.476	16-38	.421	20-27	.741	16	74	90	8.2	24	1	4	11	6	9	134	12.2
4	CAYO, Nathan	11-11	328:19	29.8	52-81	.642	1-2	.500	28-43	.651	19	29	48	4.4	28	0	11	14	5	7	133	12.1
13	CRABTREE, Connor	4-0	40:29	10.1	5-7	.714	1-3	.333	8-8	1.000	1	6	7	1.8	2	0	1	3	0	1	19	4.8
22	GUSTAVSON, Andre	7-0	112:33	16.1	10-17	.588	2-8	.250	6-8	.750	2	12	14	2.0	8	0	5	5	1	3	28	4.0
2	KOUREISSI, Souleymane	11-0	113:45	10.3	9-18	.500	1-4	.250	9-15	.600	1	14	15	1.4	15	0	2	9	5	2	28	2.5
15	GRACE, Matt	11-0	96:41	8.8	4-15	.267	2-11	.182	1-2	.500	4	9	13	1.2	17	1	6	1	3	0	11	1.0
21	WILSON, Isaiah	8-0	41:25	5.2	1-6	.167	0-2	.000	2-3	.667	3	4	7	0.9	7	0	1	4	0	3	4	0.5
24	BAILEY, Dji	2-0	05:24	2.7	0-0	.000	0-0	.000	0-0	.000	0	1	1	0.5	1	0	0	0	0	1	0	0.0
Team											8	13	21					4				
Total		11	2200		313-636	.492	77-223	.345	131-188	.697	70	259	329	29.9	171	2	162	120	24	89	834	75.8
Opponents		11	2200		300-639	.469	74-233	.318	113-175	.646	110	282	392	35.6	174	4	131	164	19	53	787	71.5

Team Statistics

	UR	OPP
Scoring	834	787
Points per game	75.8	71.5
Scoring margin	+4.3	-
Field goals-att	313-636	300-639
Field goal pct	.492	.469
3 point fg-att	77-223	74-233
3-point FG pct	.345	.318
3-pt FG made per game	7.0	6.7
Free throws-att	131-188	113-175
Free throw pct	.697	.646
F-Throws made per game	11.9	10.3
Rebounds	329	392
Rebounds per game	29.9	35.6
Rebounding margin	-5.7	-
Assists	162	131
Assists per game	14.7	11.9
Turnovers	120	164
Turnovers per game	10.9	14.9
Turnover margin	+4.0	-
Assist/turnover ratio	1.4	0.8
Steals	89	53
Steals per game	8.1	4.8
Blocks	24	19
Blocks per game	2.2	1.7
Winning streak	1	-
Home win streak	1	-
Attendance	0	3514
Home games-Avg/Game	5-0	4-879
Neutral site-Avg/Game	-	2-131

Team Results

Date	Opponent		Score	Att.
11/27/2020	vs Morehead St.	W	82-64	261
11/29/2020	at Kentucky	W	76-64	3075
12/07/2020	Wofford	W	77-72	0
12/09/2020	UNI	W	78-68	0
12/13/2020	at West Virginia	L	71-87	371
12/16/2020	at Vanderbilt	W	78-67	68
12/18/2020	vs Loyola Chicago	W	75-73	0
12/22/2020	Hofstra	L	71-76	0
12/30/2020	at Davidson	W	80-74	0
01/02/2021	St. Bonaventure	L	66-69	0
01/06/2021	Rhode Island	W	80-73	0



SPEED CHART



#0 JACOB GILYARD
G | SR | 5'9" | 160 | KANSAS CITY, MO

PTS	REB	AST	STL	MIN
12.5	2.2	5.6	3.9	37.5

- 20 Pts, 8 Ast at George Mason last season
- 6-8 3pt FG (.750) last game; 16-59 (.271) in 1st 10 games this season
- 319 career stls are T-3rd in A-10 history, 57 more than any other active player
- 1 of 20 D-I point guards on Bob Cousy Award Watch List (nation's top PG)
- 2020 1st Team All A-10 (12.7 PPG, 5.7 APG, 3.0 Ast-TO ratio)

CAREER HIGHS		LAST GAME	
PTS	REB	PTS	REB
31	8	22	0
AST	STL	AST	STL
11	7	4	5



#1 BLAKE FRANCIS
G | GR | 6'0" | 175 | HERNDON, VA

PTS	REB	AST	STL	MIN
16.4	1.9	2.7	1.3	36.5

- Northern VA native did not play at GMU last year (fractured sternum)
- Sealed win at Davidson with shot clock buzzer-beating 3 with 46 secs left
- Scored game-high 27 Pts vs Loyola Chicago (2 shy of career high)
- Preseason 2nd Team All A-10 (ranked 4th in A-10 with 17.7 PPG last year)
- 2020 2nd Team All A-10, 2018 2nd Team All-NEC at Wagner

CAREER HIGHS		LAST GAME	
PTS	REB	PTS	REB
29	7	15	1
AST	STL	AST	STL
6	7	4	1



#2 SOULEYMANE KOUREISSI
F | JR | 6'9" | 215 | HARLEM, NY

PTS	REB	AST	BLK	MIN
2.5	1.4	0.2	0.5	10.3

- Played 17:27 vs St. Bona, his most since Dec. 2018 (21 - Coppin St)
- Has scored in career-best 9 straight games
- 7 Pts at WVU were his most in 22 months (2/9/19 vs GW - 10)
- All 5 points, 11 minutes vs Wofford came in 1st half
- Name is pronounced SAHL-uh-mon ker-ESS-ee

CAREER HIGHS		LAST GAME	
PTS	REB	PTS	REB
10	5	1	3
AST	BLK	AST	BLK
2	2	1	1



#3 TYLER BURTON
F | SO | 6'7" | 215 | UXBRIDGE, MA

PTS	REB	AST	BLK	MIN
12.2	8.2	0.4	0.6	31.1

- Limited to season-low 24 min vs St. Bona due to foul trouble
- 5th in A-10 with 8.2 Reb PG this season
- Named A-10 Player of the Week on 12/14 (15.7 PPG, 10 RPG in 3 gms)
- Set career highs in both Pts (21) and Reb (13) vs UNI (led UR in both)
- 1st half vs UK: 0 Pts 2nd half vs UK: team-high 11 Pts

CAREER HIGHS		LAST GAME	
PTS	REB	PTS	REB
21	13	11	6
AST	BLK	AST	BLK
2	3	1	0




#4 NATHAN CAYO
F | SR | 6'7" | 225 | MONTREAL, QUEBEC

PTS	REB	AST	BLK	MIN
12.1	4.4	1.0	0.5	29.8

- 13.7 PPG over last 3 gms after totaling 7 points vs Loyola Chi & Hofstra
- 12 Pts, team-high 10 Reb vs St. Bona (3rd career dbl-dbl, 1st of season)
- Named MVP of Bluegrass Showcase (20.5 PPG, 78% FGs)
- Named Co-Atlantic 10 Player of the Week on 11/30 (1st of career)
- 10-10 FG vs Morehead St, 7th A-10 player ever to go 10-10 or better from field

CAREER HIGHS		LAST GAME	
PTS	REB	PTS	REB
23	11	14	5
AST	BLK	AST	BLK
5	4	1	1



#13 CONNOR CRABTREE
G | SO | 6'6" | 190 | HILLSBOROUGH, NC

PTS	REB	AST	STL	MIN
4.8	1.8	0.3	0.3	10.1

- Out until at least mid-March with fracture in right foot
- Season highs in Pts (8), Reb (5) and mins (21) vs Hofstra
- Missed first 4 games of season after injuring groin in August
- Sat out 2019-20 season after transferring from Tulane
- 7.1 PPG as freshman for Tulane in 2018-19 (started 15 of final 16 gms)

CAREER HIGHS		LAST GAME	
PTS	REB	PTS	REB
23	6	--	--
AST	STL	AST	STL
3	5	--	--



#15 MATT GRACE
F | JR | 6'9" | 230 | HAMILTON, ONTARIO

PTS	REB	AST	BLK	MIN
1.0	1.2	0.6	0.3	8.8

- Snapped streak of 7 straight scoreless games with layup vs St. Bona
- Tied career high with 4 Reb vs Wofford
- 3-pt from wing with 4:40 left at UK stretched Richmond's lead to 13
- Played career-high 17 mins in season-opener vs Morehead St
- Great passer had 1.9 Ast-TO ratio last season (2nd on team)

CAREER HIGHS		LAST GAME	
PTS	REB	PTS	REB
7	4	0	1
AST	BLK	AST	BLK
4	2	0	0



#21 ISAIAH WILSON
G | FR | 6'0" | 160 | PITTSBURGH, PA

PTS	REB	AST	STL	MIN
0.5	0.9	0.1	0.4	5.2

- At least 4 mins in each of last 3 games following 3 straight DNPs
- No. 5 recruit in PA, No. 35 PG recruit nationally in 2020 via 247sports.com
- Led First Love Academy to NCSAA national championship semis in 2020
- Started high school at North Catholic, won WPIAL titles in 2016 & 2017
- Committed to UR in September 2019 (1st member of UR's Class of 2020)

CAREER HIGHS		LAST GAME	
PTS	REB	PTS	REB
2	2	0	2
AST	STL	AST	STL
0	2	0	0



#22 ANDRE GUSTAVSON
G | JR | 6'4" | 195 | HELSINKI, FINLAND

PTS	REB	AST	STL	MIN
4.0	2.0	0.7	0.4	16.1

- Missed last 3 games with groin injury
- DNP in season-opener vs Morehead St (illness, non-COVID)
- 2019-20 sixth man seems likely to reprise that role this season
- Made 6 starts in place of Blake Francis (sternum) last season
- Last name is pronounced GOOS-tahv-son

CAREER HIGHS		LAST GAME	
PTS	REB	PTS	REB
13	7	--	--
AST	STL	AST	STL
10	5	--	--



#33 GRANT GOLDEN
F | GR | 6'10" | 255 | WINCHESTER, VA

PTS	REB	AST	BLK	MIN
14.5	6.2	3.7	0.4	27.7

- Scored 46 pts in 56 mins vs GMU last season (18-24 FGs)
- Named to All-Tournament Team at Bluegrass Showcase (16 PPG, 4 RPG, 4 APG)
- 1 of 20 D-I players on Kareem Abdul-Jabbar Award Watch List (nation's top C)
- 9th-leading scorer, 7th-leading rebounder in UR history
- 2020 2nd Team All A-10 selection (2020 1st Team All A-10 via KenPom)

CAREER HIGHS		LAST GAME	
PTS	REB	PTS	REB
33	12	17	9
AST	BLK	AST	BLK
8	6	5	0

