

RICHMOND



SPIDERS

2019-20 SCHEDULE

NOVEMBER

Nov. 8 ST. FRANCIS (PA) (ESPN+) W, 100-98 (OT)
 Nov. 14 VANDERBILT (NBCSW) W, 93-92 (OT)
 Nov. 17 CSUN (MASN)..... W, 90-62
 Nov. 22 McNEESE STATE (MASN)..... W, 87-57
 Nov. 25 Wisconsin# (ESPN2) W, 62-52
 Nov. 26 #18 Auburn# (ESPN2)..... L, 79-65
 Nov. 30 BOSTON COLLEGE (NBCSN)..... W, 64-44

DECEMBER

Dec. 3 at Hampton W, 80-63
 Dec. 8 SOUTH ALABAMA (MASN) W, 75-57
 Dec. 14 CHARLESTON (NBCSN) W, 78-71
 Dec. 18 at Old Dominion (ESPN3)..... W, 62-59
 Dec. 22 vs Radford^ (FloHoops) L, 73-58
 Dec. 29 at Alabama (SEC Network)..... L, 90-78

JANUARY

Jan. 2 SAINT JOSEPH'S (NBCSW) W, 84-52
 Jan. 5 at Rhode Island (ESPN+)..... W, 69-61
 Jan. 11 SAINT LOUIS (MASN)..... L, 74-58
 Jan. 14 at Davidson (ESPNU) W, 70-64
 Jan. 18 at George Mason (NBCSN) W, 97-87
 Jan. 22 LA SALLE (MASN) W, 75-57
 Jan. 25 #7 DAYTON (NBCSW) L, 87-79
 Jan. 28 at VCU* (CBSSN)..... L, 87-68

FEBRUARY

Feb. 1 GEORGE WASHINGTON (NBCSW+).. W, 76-54
 Feb. 8 at Fordham (ESPN+) W, 59-53
 Feb. 12 at La Salle (ESPN+)..... W, 74-47
 Feb. 15 VCU* (CBSSN)..... W, 77-59
 Feb. 19 GEORGE MASON (NBCSW+)..... W, 65-50
 Feb. 22 at St. Bonaventure (NBCSN) 6:30 PM
 Feb. 26 at George Washington (ESPN+)..... 7 PM
 Feb. 29 MASSACHUSETTS (NBCSW)..... 6 PM

MARCH

March 3 DAVIDSON (NBCSW+)..... 7 PM
 March 6 at Duquesne (ESPN+)..... 7 PM
 March 11-15 ... A-10 Championship in Brooklyn, NY
All times Eastern and subject to change
 # Roman Legends Classic Presented by Old Trapper
 (Barclays Center - Brooklyn, NY)
 ^ DC Holiday Hoops Fest Showcase
 (Sports & Entertainment Arena - Washington, DC)
 * Lumber Liquidators Capital City Classic



ST. BONAVENTURE BONNIES (17-9, 9-4) [RV] RICHMOND SPIDERS (20-6, 10-3)

• Richmond is 20-6 this season, the Spiders best record through 26 games since 2010-11. That year, the Spiders won a school-record 29 games and advanced to the NCAA's Sweet 16. 2019-20 is Richmond's sixth 20-win season under Chris Mooney and the 21st 20-win season in school history.

• The Spiders received three votes in this week's AP Top 25 poll, the fourth week Richmond has appeared in the poll this season. 2019-20 is the first time Richmond has been represented in the AP Top 25 since the final poll of 2011, which was released in mid-March prior to the Spiders run to the Sweet 16. Richmond was also Receiving Votes in that poll (47 points).

• Grant Golden was named A-10 Player of the Week on Monday after averaging 15.5 points, 8.0 rebounds, and 4.0 assists while shooting 68 percent from the field in a pair of Spiders blowout wins last week. Richmond joins Dayton and Saint Louis as the only schools with three different players to win A-10 Player of the Week this season.

• In his first game since being named A-10 Player of the Week, Golden scored a game-high 21 points in Richmond's 65-50 win over George Mason on Wednesday. Richmond has defeated three straight A-10 opponents by at least 15 points for the first time since 2004 and just second time since joining the conference in 2001. Over their last three games, the Spiders have trailed for a total of 46 seconds.

• Over his last nine games, Golden is tied with Ryan Daly for the A-10 lead in points per 40 minutes, at 26.0.

• Richmond is 7-2 on the road this year, tied with Duke for the 8th-best road winning percentage in D-I (.778).

• Richmond's five-game win streak is tied for its longest of the season and is its longest in conference play since five straight A-10 wins in January 2018. The Spiders haven't won six straight games since the 2014-15 season.

• During its five-game win streak (since February 1), Richmond leads the nation in scoring defense, allowing just 52.6 points per game. The Spiders have held five straight opponents under 60 points for the first time since a six-game stretch from February to March in 2011.

• Jacob Gilyard is one of 15 players named to the 2020 Midseason Team for the Naismith Defensive Player of the Year. Gilyard, Richmond's career steals leader, currently ranks first in the nation with 3.19 steals per game.

• Richmond is expected to start five juniors, four of whom (Grant Golden, Jacob Gilyard, Blake Francis, Nick Sherod) have scored at least 1,000 points in college. Richmond and Rider are the only D-I schools with four active 1,000-point scorers, and the Spiders are the only school with more than two 1,000-point scorers with eligibility remaining beyond this season.

WITH A WIN ...

• UR would be 21-6, its best record through 27 games since 2009-10 (also 21-6).

• UR would snap a three-game losing streak vs the Bonnies and win at the Reilly Center for the first time since 2015.

• UR would win six straight games for the first time since February-March 2015.

• UR would be 8-2 on the road this season, matching its total road wins from the last two seasons combined (8-15).

• At 11-3, UR would have a two-game lead plus the tiebreak on St. Bonaventure in the race for a double-bye at the A-10 Tournament (top 4 seeds).

THE MATCHUP

ALL-TIME SERIES LEADER: Richmond, 17-9

CURRENT STREAK: SBU W3

RICHMOND AT HOME: 9-3

RICHMOND ON ROAD: 6-5

RICHMOND AT NEUTRAL SITE: 2-1

LAST GAME: 1/26/2019 (SBU, 66-57)

1ST GAME: 2/6/2002 (UR, 78-66)



SPIDERS COACH CHRIS MOONEY
15th season at Richmond

W-L at RICHMOND: 270*-221

W-L in DIVISION I: 288-233

W-L vs OPPONENT: 12-9

* Most wins in Richmond history

WATCH



NBC SPORTS NETWORK

PxP: Todd Harris Analyst: Tim McCormick

LISTEN



PxP: Bob Black Analyst: Greg Beckwith

FOLLOW

@SpiderMBB

@SpiderMBB

Richmond Spiders Men's Basketball

RichmondSpiders.com

QUICK FACTS

University Information

Location Richmond, VA 23173
 Founded 1830
 Total Enrollment 4,023
 Nickname Spiders
 Colors Red and Blue
 Arena Robins Center
 Opened 1972 (48th season)
 Capacity 7,201
 President Dr. Ronald A. Crutcher
 Athletics Director John Hardt

Team Information

Conference Atlantic 10
 2018-19 Record 13-20 (6-12)
 Letterwinners Returning/Lost 11/4
 Starters Returning/Lost 5/0
 Newcomers 4

Program History

First Season 1913-14 (107th season)
 All-Time Record Entering 2019-20 1,389-1,215
 NCAA Appearances/W-L 9/8-9
 (1984, 1986, 1988, 1990-91, 1998, 2004, 2010-11)
 NIT Appearances/W-L 9/10-9
 Conference Championships 6
 (1984, 1988, 1990-91, 1998, 2011)

Coaching Staff

Head Coach Chris Mooney, 15th season
 Alma Mater Princeton (1994)
 W-L at Richmond 250-215
 Career D-I W-L/Years 268-227/15
 Assoc Head Coach Rob Jones, 15th season
 Alma Mater Toccoa Falls (2001)
 Assoc Head Coach Marcus Jenkins, 5th season
 Alma Mater Air Force (2004)
 Assistant Coach Steve Thomas, 5th season
 Alma Mater Rowan (2006)
 Dir of Operations Mark McGonigal, 4th season
 Alma Mater Richmond (2009)
 Dir Program Development Will Gipe, 4th season
 Alma Mater Virginia Tech (2014)
 Video Coordinator James Adams, 1st season
 Alma Mater South Carolina (2014)

Support Staff

Athletic Trainer Adam Smith
 Strength Coach Jay DeMayo
 Director of Academics Courtney Hughes
 Athletics Web Site RichmondSpiders.com
 Athletics Dept Phone (804) 289-8363
 Athletics Dept Fax (804) 287-1919
 PR Director Jason Vida
 Cell Phone (267) 566-2130
 Office Phone (804) 289-8320
 Email jvida@richmond.edu

ROSTER & PRONUNCIATION GUIDE

| No. | Name | Pos | Year | Ht | Wt | Hometown (High School/Previous School) |
|-----|----------------------|-----|------|-------|-----|--|
| 0 | Jacob Gilyard | G | JR | 5'9" | 160 | Kansas City, MO (The Barstow School) |
| 1 | Blake Francis | G | R-JR | 6'0 | 176 | Herndon, VA (Westfield/Wagner) |
| 2 | Souleymane Koureissi | F | SO | 6'9" | 215 | Harlem, NY (Iona Prep) |
| 3 | Tyler Burton | F | FR | 6'7" | 195 | Uxbridge, MA (Marianapolis Prep (CT)) |
| 4 | Nathan Cayo | F | JR | 6'7" | 225 | Montreal, Quebec (College Jean de Brebeuf) |
| 5 | Nick Sherod | G | R-JR | 6'4" | 230 | Richmond, VA (St. Christopher's) |
| 10 | Sullivan Kulju | F | JR | 6'6" | 220 | New Berlin, WI (Eisenhower) |
| 11 | Jake Wojcik | G | SO | 6'4" | 190 | San Jose, CA (Bellarmine College Prep) |
| 12 | Gabe Arizin | G | FR | 6'4" | 190 | West Chester, PA (St. Joseph's Prep) |
| 13 | Connor Crabtree* | G | SO | 6'6" | 190 | Hillsborough, NC (Hargrave Military (VA)/Tulane) |
| 15 | Matt Grace | F | SO | 6'9" | 230 | Hamilton, Ontario (TRC Academy) |
| 22 | Andre Gustavson | G | SO | 6'4" | 175 | Helsinki, Finland (Helsinki Basketball Academy) |
| 31 | Jordan Gaitley | G | JR | 6'4" | 190 | Haverford, PA (Fordham Prep (NY)) |
| 33 | Grant Golden | F | R-JR | 6'10" | 255 | Winchester, VA (St. James (MD)) |

* Will sit out 2019-20 season due to NCAA transfer regulations

PRONUNCIATION GUIDE

| | |
|----------------------|------------------------|
| Gabe Arizin | AIR-rizz-in |
| Nathan Cayo | KAY-oh |
| Jacob Gilyard | GILL-yerd |
| Andre Gustavson | GOOS-tahv-sun |
| Souleymane Koureissi | SAHL-uh-mon ker-ESS-ee |
| Sullivan Kulju | COOL-you |
| Nick Sherod | sure-ROD |
| Jake Wojcik | WOJ-ick |

BREAKDOWNS

BY CLASS

Freshmen (2): Arizin, Burton

Sophomores (5): Crabtree, Grace, Gustavson, Koureissi, Wojcik

Juniors (7): Cayo, Francis, Gaitley, Gilyard, Golden, Kulju, Sherod

Seniors (0)

BY STATE

California (1): Wojcik

CANADA (2): Cayo, Grace

FINLAND (1): Gustavson

Massachusetts (1): Burton

Missouri (1): Gilyard


New York (1): Koureissi

North Carolina (1): Crabtree

Pennsylvania (2): Arizin, Gaitley

Virginia (3): Francis, Golden, Sherod

Wisconsin (1): Kulju



OPPONENT BREAKDOWN: ST. BONAVENTURE

SERIES HISTORY

Richmond leads, 17-9.

| Date | Site | W/L | Score | Series |
|-----------|------|-----|------------|--------|
| 2/6/2002 | A | W | 78-66 | 1-0 |
| 3/7/2002 | N | W | 78-69 | 2-0 |
| 2/8/2003* | H* | W* | 55-61* | 3-0* |
| 2/18/2004 | A | W | 75-55 | 4-0 |
| 3/5/2005 | H | W | 86-68 | 5-0 |
| 2/12/2006 | A | L | 57-71 | 5-1 |
| 3/4/2006 | H | W | 65-64 | 6-1 |
| 1/10/2007 | A | W | 71-66 | 7-1 |
| 1/27/2007 | H | L | 53-61 | 7-2 |
| 1/16/2008 | H | W | 75-64 | 8-2 |
| 2/27/2008 | A | W | 82-71 | 9-2 |
| 1/17/2009 | H | L | 67-71 | 9-3 |
| 3/11/2009 | N | W | 65-49 | 10-3 |
| 2/13/2010 | A | W | 68-49 | 11-3 |
| 2/20/2011 | H | W | 82-65 | 12-3 |
| 1/28/2012 | A | L | 47-62 | 12-4 |
| 2/16/2013 | H | W | 83-80 (OT) | 13-4 |
| 1/8/2014 | A | L | 70-84 | 13-5 |
| 2/5/2014 | H | W | 64-62 | 14-5 |
| 1/11/2015 | H | W | 60-41 | 15-5 |
| 2/18/2015 | A | W | 71-56 | 16-5 |
| 1/31/2016 | A | L | 68-84 | 16-6 |
| 1/11/2017 | H | W | 78-61 | 17-6 |
| 2/10/2018 | A | L | 88-97 | 17-7 |
| 3/9/2018 | N | L | 77-83 | 17-8 |
| 1/26/2019 | H | L | 57-66 | 17-9 |

* Officially ruled a win due to sanctions vs SBU

Home: 9-3 (Robins Center: 9-3)

Away: 6-5 Neutral: 2-1

THE LAST TIME

| St. Bonaventure vs RICHMOND 01/26/19 6:00 pm at | | | | | | | | | | | | | | |
|--|----------------------|-------|-----------------|-------|-------------|-------|-----|-----|----|----|---|----|-----|-----|
| St. Bonaventure 66 • 8-12 | | | | | | | | | | | | | | |
| # | Player | FG | FGA | FT | FTA | Off | Def | Reb | PF | TP | A | TO | Blk | Stl |
| 11 | Courtney Stockard | f | 7-18 | 0-3 | 4-5 | 0 | 8 | 8 | 4 | 18 | 6 | 1 | 1 | 2 |
| 15 | Ladarion Griffin | f | 1-5 | 0-0 | 6-6 | 4 | 4 | 8 | 1 | 8 | 0 | 2 | 0 | 2 |
| 21 | Osun Osunniyi | c | 5-5 | 0-0 | 1-2 | 3 | 8 | 11 | 1 | 11 | 0 | 1 | 2 | 0 |
| 00 | Kyle Lofton | g | 8-18 | 2-4 | 3-3 | 1 | 4 | 5 | 3 | 21 | 2 | 1 | 0 | 0 |
| 01 | Dominick Welch | g | 2-7 | 1-3 | 0-0 | 2 | 2 | 4 | 2 | 5 | 0 | 1 | 0 | 0 |
| 04 | Nelson Kaputo | g | 1-4 | 1-2 | 0-0 | 0 | 2 | 2 | 2 | 3 | 1 | 0 | 0 | 0 |
| 32 | Amadi Ikpeze | g | 0-0 | 0-0 | 0-0 | 0 | 0 | 0 | 2 | 0 | 0 | 0 | 0 | 0 |
| | Team | | | | | 1 | 1 | 2 | | | 2 | | | |
| | Totals | | 24-57 | 4-12 | 14-16 | 11 | 29 | 40 | 15 | 66 | 9 | 8 | 4 | 4 |
| | FG % 1st Half: 13-30 | 43.3% | 2nd half: 11-27 | 40.7% | Game: 24-57 | 42.1% | | | | | | | | |
| | 3FG % 1st Half: 1-6 | 16.7% | 2nd half: 3-6 | 50.0% | Game: 4-12 | 33.3% | | | | | | | | |
| | FT % 1st Half: 0-1 | 0.0% | 2nd half: 14-15 | 93.3% | Game: 14-16 | 87.5% | | | | | | | | |
| RICHMOND 57 • 7-13 | | | | | | | | | | | | | | |
| # | Player | FG | FGA | FT | FTA | Off | Def | Reb | PF | TP | A | TO | Blk | Stl |
| 33 | GOLDEN, Grant | f | 4-8 | 0-0 | 4-8 | 1 | 8 | 9 | 1 | 12 | 3 | 2 | 1 | 0 |
| 00 | GILYARD, Jacob | g | 8-14 | 2-6 | 1-1 | 0 | 1 | 1 | 2 | 19 | 1 | 1 | 0 | 3 |
| 11 | WOJCIK, Jake | g | 0-5 | 0-5 | 2-2 | 1 | 1 | 2 | 2 | 2 | 2 | 0 | 0 | 0 |
| 22 | GUSTAVSON, Andre | g | 1-3 | 0-2 | 1-2 | 0 | 2 | 2 | 4 | 3 | 1 | 0 | 0 | 0 |
| 04 | CAYO, Nathan | * | 5-8 | 0-0 | 4-6 | 0 | 7 | 7 | 3 | 14 | 1 | 1 | 2 | 1 |
| 02 | KOUREISSI, Souleyman | | 0-1 | 0-0 | 1-2 | 0 | 0 | 0 | 0 | 1 | 0 | 0 | 0 | 0 |
| 15 | GRACE, Matt | | 0-0 | 0-0 | 0-0 | 0 | 0 | 0 | 0 | 0 | 0 | 0 | 0 | 1 |
| 24 | Yates, Noah | | 0-4 | 0-3 | 0-0 | 0 | 3 | 3 | 0 | 0 | 0 | 0 | 0 | 0 |
| 32 | JOHNSON, Julius | | 2-5 | 2-4 | 0-0 | 0 | 1 | 1 | 0 | 6 | 1 | 0 | 0 | 0 |
| | Team | | | | | 0 | 1 | 1 | | | 1 | | | |
| | Totals | | 20-48 | 4-20 | 13-21 | 2 | 24 | 26 | 12 | 57 | 9 | 5 | 3 | 4 |
| | FG % 1st Half: 9-22 | 40.9% | 2nd half: 11-26 | 42.3% | Game: 20-48 | 41.7% | | | | | | | | |
| | 3FG % 1st Half: 1-10 | 10.0% | 2nd half: 3-10 | 30.0% | Game: 4-20 | 20.0% | | | | | | | | |
| | FT % 1st Half: 3-8 | 37.5% | 2nd half: 10-13 | 76.9% | Game: 13-21 | 61.9% | | | | | | | | |
| Officials: Mark Schnur, Tim Comer, Sean Hull | | | | | | | | | | | | | | |
| Technical fouls: St. Bonaventure-None. RICHMOND-None. | | | | | | | | | | | | | | |
| Attendance: 6503 | | | | | | | | | | | | | | |
| 2018-19 Men's Basketball. Round: 0. Richmond vs St. Bonaventure. Played at : | | | | | | | | | | | | | | |
| Score by periods | | | | | | | | | | | | | | |
| | 1st | 2nd | Total | | | | | | | | | | | |
| St. Bonaventure | 27 | 39 | 66 | | | | | | | | | | | |
| RICHMOND | 22 | 35 | 57 | | | | | | | | | | | |
| Last FG - SBU 2nd-01:10, RICH 2nd-00:47. | | | | | | | | | | | | | | |
| Largest lead - SBU by 9 2nd-00:26, RICH by 5 1st-14:58. | | | | | | | | | | | | | | |
| SBU led for 27:41. RICH led for 06:12. Game was tied for 06:05. | | | | | | | | | | | | | | |
| Score tied - 10 times. | | | | | | | | | | | | | | |
| Lead changed - 4 times. | | | | | | | | | | | | | | |

UNIVERSITY OF RICHMOND, Va. - The Spiders went toe-to-toe with visiting St. Bonaventure for 40 minutes, but a dominant performance from the foul line and some timely deep shooting led the Bonnies to a 66-57 win Saturday night at the Robins Center.

The Spiders surprised the Bonnies with a heavy dose of man-to-man defense, a change from the match-up zone they've used almost exclusively in 2018-19 entering Saturday.

The new defense was effective early, allowing the Bonnies to score just four points in the first six minutes of the game. But preseason All-A-10 selection Courtney Stockard gradually found his rhythm hitting several long jumpers en route to 14 first-half points as St. Bonaventure built a 27-22 lead at intermission.

The Bonnies lead bounced between two and seven points for the first 12 minutes of the second half before a 5-0 spurt by the Spiders gave Richmond a 48-47 advantage with just over six minutes to play.

Richmond's lead was short lived, as a nearly three-minute scoring drought followed for the Spiders before an old-fashioned three-point play by Jacob Gilyard tied the game at 51-51 with four minutes remaining.

The visitors answered with a pair of three-pointers and a dunk by freshman Osun Osunniyi sandwiched around a pair of Spiders free throws to build a six-point lead with 2:36 to go.

From there, the Bonnies made five of their six free-throw attempts to seal the win, part of their 14-16 performance from the charity stripe on Saturday.

Gilyard led Richmond with 19 points and three steals, the last of which gave him 146 for his Spiders career, passing Richmond legend Johnny Newman for eighth on the school's all-time list.

Nathan Cayo scored 14 for the Spiders, and Grant Golden added 12 with a team-high nine rebounds. Richmond hit just four of its 20 three-point attempts on the night, and is now shooting 24 percent from deep over its last four games.

SIDE-BY-SIDE

RICHMOND

| | UR | OPP |
|------------------------|-----------------|-----------------|
| Scoring | 1943 | 1729 |
| Points per game | 74.7 | 66.5 |
| Scoring margin | +8.2 | - |
| Field goals-att | 710-1516 | 621-1506 |
| Field goal pct | .468 | .412 |
| 3 point fg-att | 204-566 | 182-609 |
| 3-point FG pct | .360 | .299 |
| 3-pt FG made per game | 7.8 | 7.0 |
| Free throws-att | 319-412 | 305-433 |
| Free throw pct | .774 | .704 |
| F-Throws made per game | 12.3 | 11.7 |
| Rebounds | 878 | 940 |
| Rebounds per game | 33.8 | 36.2 |
| Rebounding margin | -2.4 | - |
| Assists | 392 | 282 |
| Assists per game | 15.1 | 10.8 |
| Turnovers | 289 | 372 |
| Turnovers per game | 11.1 | 14.3 |
| Turnover margin | +3.2 | - |
| Assist/turnover ratio | 1.4 | 0.8 |
| Steals | 216 | 157 |
| Steals per game | 8.3 | 6.0 |
| Blocks | 68 | 79 |
| Blocks per game | 2.6 | 3.0 |
| Winning streak | 5 | - |
| Home win streak | 3 | - |
| Attendance | 82311 | 43958 |
| Home games-Avg/Game | 14-5879 | 9-4884 |
| Neutral site-Avg/Game | - | 3-2600 |

ST. BONAVENTURE

| | SBU | OPP |
|------------------------|-----------------|-----------------|
| Scoring | 1788 | 1703 |
| Points per game | 68.8 | 65.5 |
| Scoring margin | +3.3 | - |
| Field goals-att | 658-1512 | 586-1409 |
| Field goal pct | .435 | .416 |
| 3 point fg-att | 177-515 | 211-629 |
| 3-point FG pct | .344 | .335 |
| 3-pt FG made per game | 6.8 | 8.1 |
| Free throws-att | 295-403 | 320-467 |
| Free throw pct | .732 | .685 |
| F-Throws made per game | 11.3 | 12.3 |
| Rebounds | 946 | 857 |
| Rebounds per game | 36.4 | 33.0 |
| Rebounding margin | +3.4 | - |
| Assists | 353 | 348 |
| Assists per game | 13.6 | 13.4 |
| Turnovers | 302 | 327 |
| Turnovers per game | 11.6 | 12.6 |
| Turnover margin | +1.0 | - |
| Assist/turnover ratio | 1.2 | 1.1 |
| Steals | 147 | 139 |
| Steals per game | 5.7 | 5.3 |
| Blocks | 92 | 79 |
| Blocks per game | 3.5 | 3.0 |
| Winning streak | 0 | - |
| Home win streak | 0 | - |
| Attendance | 47019 | 52176 |
| Home games-Avg/Game | 11-4274 | 12-4348 |
| Neutral site-Avg/Game | - | 3-3693 |



THE BIG PICTURE

THE SPIDERS SYSTEM

Over his 15 seasons at Richmond, Chris Mooney's offense has evolved into a system that embodies the concept of "basketball without positions." While shorter players will begin most possessions further away from the basket and taller players will begin most possessions on the wing or in the paint, they will rarely end up anywhere near where they started. On each possession, every player on the court is equally as likely to handle the ball, shoot a three, cut back door, or set up on the low block. The Spiders offense places a premium on passing, cutting, and outside shooting, and Richmond's coaches focus on developing those skills in each Spider.

Richmond's offense often results in a high team field goal percentage, a ton of opportunities for assists, and relatively few turnovers. Over the previous five seasons (2014-15 through 2018-19), Richmond ranks 26th in D-I in field goal percentage (46.9), 17th in assists per game (15.6), 10th in fewest turnovers per game (10.2), and sixth in assist-turnover ratio (1.52).

CHANGES ON DEFENSE

According to Mooney's estimation, the Spiders spent between 60 and 70 percent of their court time this offseason working on defense. Specifically, Richmond worked to install a man-to-man defensive scheme after playing primarily a matchup zone in recent years. The process involved reteaching the Spiders the very fundamentals of man-to-man defense, with a focus on plugging gaps, closing out on shooters, and preventing offensive rebounds.

PRESEASON PREDICTIONS

Jacob Gilyard was named First Team Preseason All-Atlantic 10 and Grant Golden was a Second Team Preseason All-A-10 pick at the conference's media day in October. Gilyard is the fifth different Spider to earn Preseason First Team All-Conference honors under Mooney, while Golden is the fourth Spider under Mooney to land on a Preseason All-Conference team in multiple seasons. Prior to this season, no team had placed a pair of non-seniors on the Preseason All-Atlantic 10 First or Second Teams since 2015, when Rhode Island juniors Hassan Martin and E.C. Matthews both landed on the First Team. (Dayton also has two non-seniors on the Preseason First or Second Teams this season.)

The Spiders landed sixth in the preseason poll, their highest preseason projection since 2016 (also sixth). Richmond received 248 points in the preseason poll, its most since the 2015 season, when the Spiders were also picked to finished sixth and received 262 points in preseason voting.

"THE BEST CLASS THAT RICHMOND'S EVER HAD"

Richmond was led by sophomores Jacob Gilyard, Grant Golden, and Nathan Cayo in 2018-19. Those three players, now juniors, have been joined by Nick Sherod, who received a medical redshirt last season following a torn ACL in November, and Blake Francis, a Wagner transfer who sat out last season, in Richmond's junior class.

Each of Richmond's five scholarship juniors has already proven that they have the ability to produce at an elite level, particularly on the offensive end. While Golden (17.2 PPG) and Gilyard (16.2 PPG) both earned All-Conference honors in 2018-19, Cayo registered the largest scoring increase in the A-10, averaging 12.9 PPG, up from 2.3 in his freshman season. In 2017-18, Sherod scored a team-high 17.6 PPG in conference play and Francis scored a team-high 17.3 PPG in his final season at Wagner.

Chris Mooney has said on more than one occasion that he feels the Golden-Gilyard-Cayo-Sherod-Francis class "will be the best class that Richmond's ever had."

NO SENIOR MOMENTS

2019-20 is Richmond's first season since 1999-00 without a senior on the team. Richmond is one of six D-I programs without a senior or grad transfer on its roster this season, joining CSU-Bakersfield, Mount St. Mary's, Santa Clara, Stony Brook, and USC-Upstate.

NATIONAL EXPOSURE

At least 10 of the Spiders 31 regular-season games this season will be broadcast on national television: four on NBC Sports Network, two on CBS Sports Network, one on the SEC Network, and three on the ESPN family of networks. Of the 16 game scheduled for the Robins Center this season, three will be broadcast nationally (Boston College, Charleston, and VCU) while 12 more will be shown on regional television on either MASN or the NBC Sports Washington networks.

VOICE OF THE SPIDERS

For the 37th straight season, Bob Black will handle play-by-play duties for Spider men's basketball broadcasts. Black, who also hosts a morning show on ESPN Richmond, the Spiders radio rights-holder, underwent surgery to remove a vocal polyp in June. Following the successful procedure, Black has said that he is "more fired up to get going than I have been in a long time." Black will be teamed with analyst Greg Beckwith, a member of the Richmond Athletics Hall of Fame who is still the program's career leader in assists and steals. Black and Beckwith will do all away games and national TV home games on ESPN Richmond radio. They will anchor the SpiderTV broadcast for all of Richmond's home games on regional TV. Those broadcasts will be produced and directed by Blake Ellett.

POLL POSITION

Richmond appeared in the Receiving Votes section of the AP Top 25 Poll on December 2nd, with two points. It was the first time the Spiders appeared anywhere in the AP Poll since the final poll of 2011, which was released in mid-March prior to the Spiders run to the Sweet 16. Richmond was also Receiving Votes in that poll (47 points). The Spiders stayed in the Receiving Votes section for three weeks before dropping out following their loss to Radford on December 22nd. Richmond also received one vote in the December 16 USA TODAY Coaches Poll.

On February 17, Richmond reappeared in the AP Top 25, with three points.

NET DEBUT

Richmond was 22nd in the initial 2019-20 NET Rankings, which were released on December 16th. The Spiders were third among A-10 teams behind Dayton (10) and Duquesne (20). 22nd remains the highest spot Richmond has reached in the NET Rankings this season.

GILYARD AMONG TOP D-I DEFENDERS

Junior guard Jacob Gilyard, who has been one of the nation's leaders in steals since his freshman season, was one of 15 players named to the Naismith Trophy Defensive Player of the Year Midseason Team on January 22. Gilyard broke Richmond's career steals record on January 11 against Saint Louis when he recorded his 228th career steal.

FRANCIS GOES DOWN

Spiders leading scorer Blake Francis missed four weeks in the middle of Richmond's A-10 schedule after suffering a fractured sternum from a collision during a loose-ball scramble late in the Spiders game against Saint Louis on January 11th. Richmond went 4-2 with Francis on the bench, beating Davidson, George Mason, La Salle, and George Washington and losing to Dayton and VCU. Francis returned at Fordham on February 8 and

THE LAST TIME

TEAM

Ranked in AP Top 25: AP No. 24 (2010 Final Poll)
Defeated Top 10 Team: 11/27/10 | #8 Purdue, 65-54
Defeated Top 10 Team, Home: 11/29/86 | #6 Ga. Tech, 67-62
Defeated Top 10 Team, Away: 1/22/04 | #10 Kansas, 69-68
Defeated Top 25 Team, Home: 2/25/15 | #22 VCU, 67-63
Defeated Top 25 Team, Away: 1/31/15 | #14 VCU, 64-55
Defeated Top 25 Team, Neutral: 11/27/15 | #14 Cal, 94-90
Won By 50+: 12/3/79 | vs. Bluefield, 132-69 (63 pts)
Scored 90+: 1/18/20 | at George Mason, 97-87
Scored 100+: 11/8/19 | vs Saint Francis, 100-98 (OT)
Allowed Less Than 50: 2/12/20 | at La Salle, W 74-47
Allowed Less Than 40: 11/12/10 | vs. Southern, W 79-37
Shot Over 60% FG: 1/18/20 | at George Mason, W 97-87 (67.3)
Held Opp Under 35% FG: 2/15/20 | vs VCU, W 77-59 (34.3)
Allowed Fewer 10 pts, half: 11/23/10 | vs. Southern, W 81-40 (9)
Made 15+ 3PT FG: 12/3/19 | at Hampton, W, 80-63 (15)
Made 0 3PT FG: 1/25/16 | vs. Davidson, L 78-70 (0-15)
Made 35+ FT: 2/6/93 | vs. UNCW, W 91-69 (36)
50+ Rebounds: 11/17/03 | vs. MVSU, W 62-46 (53)
25+ Assists: 2/28/18 | vs UMass, W 90-65 (27)
15+ Blocks: 1/13/10 | vs. UMass, W 70-63 (17, SR)
15+ Steals: 11/18/12 | at Minn, L 72-57 (15)
3 or fewer turnovers: 12/1/18 | vs. Wake Forest, W 84-74 (3)

INDIVIDUAL

6+ players in double digit scoring: 3/18/15 | vs. SFBK, W, 84-74
3 players, 20+ pts: 11/14/19 vs Vanderbilt |
Jacob Gilyard (26), Blake Francis (24), Nathan Cayo (20)
2 players, 25+ pts: 1/28/17 vs. Duquesne
(T.J. Cline 34 ShawnDre' Jones 30)
Scored 50+ pts: Bob McCurdy (53) vs. Appalachian St, 2/26/75
Scored 40-49: Bob McCurdy (46) vs. West Virginia, 2/17/75
Scored 35-39: T.J. Cline (36) vs. Dayton, 3/1/16
Scored 30-34: Grant Golden (33) vs Wyoming, 11/21/18
Scored 25-29: Jacob Gilyard (29) vs #7 Dayton, 1/25/20
Made 6+ 3PT FG: Blake Francis (6) at Hampton, 12/3/19
Made 15+ FT: Terry Allen (17) vs. Cal, 11/27/15
Had 25+ Reb: George Grodzicki (25) vs. GW, 12/6/61
Had 15+ Reb: De'Monte Buckingham (16) at Fordham, 1/3/18
2 players w/ 10+ reb: Sherod (11), Golden (10) vs GMU, 2/3/18
Had 15+ assists: Greg Beckwith (16) vs. Navy, 2/25/86
Had 10+ assists: Jacob Gilyard (10) at Hampton, 12/3/19
Had 5+ steals: Jacob Gilyard (5) vs VCU, 2/15/20
Had 5+ blocks: Grant Golden (6) vs George Mason, 2/27/19
2 players with double-double: Nick Sherod (32 pts, 11 reb)
& Grant Golden (10 pts, 10 reb), vs GMU 2/3/18
Triple-Double: T.J. Cline (19 pts 11 reb 12 assists) vs. SLU, 3/4/17

SPIDERS W-L WHEN ...

| | OVERALL | ATLANTIC 10 |
|--------------------------|---------|-------------|
| Scores 60 or more | 19-4 | 9-2 |
| Scores 70 or more | 14-2 | 7-1 |
| Scores 80 or more | 7-0 | 2-0 |
| Scores under 60 | 1-2 | 1-1 |
| Allows under 60 | 12-0 | 7-0 |
| Allows under 70 | 16-0 | 9-0 |
| Allows over 70 | 4-6 | 1-3 |
| Decided by 5 or less | 3-0 | 0-0 |
| Leading/tied, 5 min left | 19-0 | 10-0 |
| Trailing, 5 min left | 1-6 | 0-3 |
| Leading/tied, half | 17-3 | 9-2 |
| Trailing, half | 3-3 | 1-1 |
| Higher FG pct | 17-0 | 9-0 |
| Lower FG pct | 3-6 | 1-3 |
| FG pct over 50 | 8-0 | 3-0 |
| FG pct under 40 | 1-4 | 1-2 |
| Outrebounded opponent | 8-0 | 3-0 |
| Outrebounded by opponent | 12-6 | 7-3 |
| Fewer/same turnovers | 17-4 | 8-1 |
| More turnovers | 3-2 | 2-2 |
| Fewer/same assists | 2-6 | 2-3 |
| More assists | 18-0 | 8-0 |
| Day (before 5p) | 7-1 | 4-0 |
| Night (5p or later) | 13-5 | 6-3 |
| White jersey | 14-4 | 6-2 |
| Blue jersey | 2-2 | 2-1 |
| Red jersey | 4-0 | 2-0 |



THE BIG PICTURE

scored 18 points, including a team-high 12 in the first half.

WEIGHTY MATTERS

Redshirt junior Grant Golden will play the 2019-20 season close to 255 lbs, down about 20 lbs from his playing weight in 2018-19. Golden focused on cutting weight this offseason after he said he felt his legs were heavy at the ends of games last season.

On the other hand, sophomore Souleymane Koureissi has bulked up to 215 lbs this offseason. That's up 25 lbs from what he weighed when he came to Richmond in the summer of 2018.

WILD START

Richmond opened its season with a pair of wild games at the Robins Center, becoming the first team since Southern Miss in 2012-13 to start a season with two straight overtime wins.

Richmond trailed Saint Francis (PA) by 10 with 100 seconds remaining in regulation in its season opener on November 8 before a 12-2 run, keyed by a full-court press that led to three Red Flash turnovers in a 32-second span, tied the game at 90 and forced overtime. Richmond prevailed 100-98 in the extra period, the Spiders most points scored in a season opener since 1980.

In their next game, the Spiders were tied with Vanderbilt at 80 at the end of regulation. With 25 seconds left in OT, Jacob Gilyard tied the game with a reverse layup. With four seconds left, Gilyard intercepted a Vanderbilt pass and flipped the ball ahead to a streaking Andre Gustavson, who was fouled on his dunk attempt with 0.6 seconds left and went on to make the game-winning free throw in a 93-92 Spiders win.

Richmond was the first team to start a season with back-to-back wins by no more than two points since UNLV in 2014-15.

URBAN LEGENDS

Richmond competed in the Romand Legends Classic at the Barclays Center in Brooklyn, N.Y. during Thanksgiving Week. Richmond defeated Wisconsin 62-52 in the semifinals behind 16 first-half points from Blake Francis. It was Richmond's third straight win over a power-conference opponent dating back to last season.

In the championship game, the Spiders fell to #18 Auburn 79-65. Richmond led 35-34 at halftime but was unable to answer a 15-4 run by the Tigers to start the second half and finished the game 2-18 from three-point range.

After the game, Grant Golden and Jacob Gilyard were named to the Legends Classic All-Tournament Team.

IN A CLASS BY HIMSELF

While the Spiders are scheduled to return their entire roster in 2020-21, Richmond currently has two open scholarships. One of those spots will be filled by Isaiah Wilson next season, the only member of Richmond's Class of 2020 signing class. Wilson, a point guard from Pittsburgh, Pa., is a Top-200 national recruit who is rated as the fourth-best Class of 2020 recruit in Pennsylvania by 247sports.com as well as 31st best 2020 point guard in the nation.

Richmond is expected to add a freshman frontcourt player with its other open scholarship when the signing period re-opens on April 15.

FAMILY BUSINESS

Several Spiders have family members who participated in college athletics.

Jake Wojcik's father Dave was head coach at San Jose State from 2013-17 and has 19 seasons of college coaching experience. He played collegiately at Loyola

(Md.). Wojcik's uncle Doug is a former head coach of both Tulsa (2005-12) and College of Charleston (2012-14) and played at Navy, where he was an All-CAA performer and teammate of Basketball Hall-of-Famer David Robinson.

Junior Nick Sherod is the son of E.J. Sherod who played basketball at ODU. Nick's grandfather, Edmund, was a Hall-of-Famer at VCU before playing for the New York Knicks.

Jacob Gilyard's father Rodney is a member of Ottawa University's Athletics Hall of Fame and graduated as the school's all-time leader in assists and steals in 1992.

Freshman Tyler Burton's father Quinton played at Providence and helped the Friars to a pair of NCAA Tournament appearances in 1989 and 1990. He scored 11.1 PPG as a senior. When he was being recruited, his final two schools were Providence and Richmond.

Grant Golden's father played at Fairfield University and he had two grandfathers that played collegiate football. Grant's brother Bryce is a sophomore on Butler's team this season.

Sophomore Jordan Gaitley is the son of Stephanie Gaitley, currently the head coach of the women's basketball team at Fordham University and the head coach of Richmond's women's team from 1985-91, when she amassed a 116-63 record over six seasons at the Robins Center. Gaitley also has two older brothers who played collegiately. His oldest brother Dutch is currently an assistant coach for the Charlotte Hornets.

Freshman Gabe Arizin is the grandson of Basketball Hall-of-Famer Paul Arizin, a 10-time NBA All-Star who twice led the league in scoring. He attended Villanova and led the nation in scoring as a senior in 1950. His No. 11 jersey has been retired by the school. He was inducted into the College Basketball Hall of Fame in 2006. Gabe's father Mike played at William & Mary and La Salle. He earned All Southern-Conference honors following his freshman and sophomore seasons at W&M.

Junior Blake Francis' father Carl attended Virginia Union University and played linebacker for four seasons. He is currently the Director of Communications for the NFL Player's Association. Also in Francis' family:

- Brother Branden played football at Liberty from 2010-13
- Cousin Tyler Thornton played basketball at Duke from 2010-14
- Cousin Marques Hagans started at QB for Virginia from 2004-05 and played in 10 NFL games after being picked in the 2006 NFL Draft.

MVP OFFSEASON

Grant Golden spent multiple weeks at the end of July and the beginning of August working out in Houston with former NBA All-Star and current Houston Rockets Player Development Coach John Lucas. While in Houston, Golden worked out with several current NBA players, including playing in multiple pickup games with NBA MVP James Harden.

BIG GAMES

20-POINT GAMES

| NAME | CAREER | LAST |
|---------------|--------------|---------------------------|
| Grant Golden | 27 | 21 (Mason, 2/19/20) |
| Jacob Gilyard | 19 | 22 (Fordham, 2/8/20) |
| Blake Francis | 16 (5 at UR) | 23 (St. Joe's, 1/2/20) |
| Nick Sherod | 13 | 23 (VCU, 2/15/20) |
| Nathan Cayo | 6 | 20 (Vanderbilt, 11/14/19) |
| Jake Wojcik | 2 | 22 (So Alabama, 12/29/18) |

DOUBLE-FIGURE SCORING GAMES

| NAME | CAREER | LAST |
|----------------------|---------------|---------------------------|
| Grant Golden | 73 | 21 (Mason, 2/19/20) |
| Jacob Gilyard | 67 | 10 (VCU, 2/15/20) |
| Blake Francis | 57 (19 at UR) | 14 (Mason, 2/20/20) |
| Nick Sherod | 53 | 23 (VCU, 2/15/20) |
| Nathan Cayo | 34 | 11 (VCU, 2/15/20) |
| Jake Wojcik | 10 | 11 (La Salle, 1/22/20) |
| Andre Gustavson | 6 | 10 (Charleston, 12/14/19) |
| Tyler Burton | 4 | 12 (La Salle, 2/12/20) |
| Souleymane Koureissi | 2 | 10 (GW, 2/9/19) |

DOUBLE-FIGURE REBOUNDING GAMES

| NAME | CAREER | LAST |
|--------------|--------|---------------------------|
| Grant Golden | 16 | 10 (VCU, 2/15/20) |
| Nick Sherod | 2 | 11 (Mason, 2/3/18) |
| Nathan Cayo | 1 | 11 (Rhode Island, 1/5/20) |

DOUBLE-FIGURE ASSIST GAMES

| NAME | CAREER | LAST |
|-----------------|--------|---------------------------|
| Jacob Gilyard | 1 | 10 (Hampton, 12/3/19) |
| Andre Gustavson | 1 | 10 (Georgetown, 11/28/18) |

DOUBLE-DOUBLES

| NAME | CAREER | LAST |
|---------------|--------|-------------------------|
| Grant Golden | 14 | 15 Pts 10 Reb (2/15/20) |
| Nick Sherod | 2 | 32 Pts 11 Reb (2/3/18) |
| Nathan Cayo | 1 | 19 Pts 11 Reb (1/5/20) |
| Jacob Gilyard | 1 | 18 Pts 10 Ast (12/3/19) |

SPIDERS IN OVERTIME

All-Time Record: 77-51
 2019-20 OT Record: 2-0
 Last OT Game: W vs Vanderbilt, 93-92, 11/14/19
 Last OT Win: W vs Vanderbilt, 93-92, 11/14/19
 Last OT Loss: L at Fordham, 69-65, 1/3/18
 Double OT Record: 10-10
 Last 2OT Game: W at GW, 98-90, 1/28/16
 Triple OT Record: 8-1
 Last 3OT Game: L, vs. Saint Louis, 85-72, 2/8/09
 Home OT Record: 46-18
 Last Home OT Game: W vs Vanderbilt, 93-92, 11/14/19
 Road OT Record: 22-30
 Last Road OT Game: W at Duquesne, 77-73, 1/24/18
 Neutral OT Record: 8-3
 Last Neutral OT Game: L vs. VCU, 87-77, 3/11/17

SPIDERS BY THE NUMBERS

- 9 NCAA Tournament Appearances
- 6 Conference Championships
- 8 NCAA Tournament Wins/2 Sweet Sixteens
- 1st 15-seed to beat a 2-seed (1991 vs Syracuse)
- Smallest school (3,227 undergraduate enrollment) to make NCAA Sweet 16 since Davidson in 2008
- 22 Professional Players under Chris Mooney
- 13 Wins over Top 25 since 2008



HOME OF THE SPIDERS

ROBINS CENTER

Built in 1972 through the generosity of the E. Claiborne Robins family, the Robins Center underwent a \$17 million renovation in 2013 that transformed it into the one of the premier college basketball arenas in the nation.

Last season, the Spiders averaged 5,730 fans per game, fifth in the Atlantic 10. In 2017-18, Richmond averaged 6,492 fans per game, its most since the 1992-93 season when capacity at the arena was over 9,000. Today, the arena has a capacity of 7,201.

The Robins Center complex houses the University's athletic squads and serves as the showplace for University of Richmond basketball. Renovations to the lower level of the building in 2018 resulted in the creation of the Blandford-Everett Student-Athlete Performance Center, which provides Richmond's student-athletes with the latest strength and conditioning equipment, access to a nutrition fueling center, and a state-of-the-art sports medicine facility.

In addition to sporting and recreational activities, the Robins Center annually serves as the site or Richmond's commencement exercises and also provides a forum for countless other educational and cultural events.

The eyes of the world were focused on the Robins Center in 1992, when one of that year's Presidential debates was held in the Center's main arena. In 2011, President Obama delivered an economic address to a capacity crowd.



| | |
|----------------------------------|----------------------------|
| Capacity | 7,201 |
| Season | 48th |
| 1st Game | 12/3/1972 (L vs Maryland) |
| All-Time Record | 458-220 (12-2 this season) |
| 2018-19 Avg Attendance | 5,730 |
| 2019-20 Sellouts | 3 (Dayton, GW, VCU) |
| Most Home Wins In A Season | 16 (2014-15) |

QUEALLY ATHLETICS CENTER


The Queally Athletics Center is the future home of Spiders basketball.

Sports medicine and nutritional facilities, along with an athletic training room with hydrotherapy, will ensure the health and well-being of student-athletes. Strength and conditioning areas, including a full-sized practice gym, coaches offices and team locker rooms will help athletes compete at maximum performance levels. A new Academic Support Center will be located in the renovated Millhiser Gymnasium to ensure that student-athletes have access to the resources they need to maintain progress toward their educational goals. A Spider Hall will engage fans and alumni in celebration of the proud tradition of University of Richmond athletics.

The facility is named for 1986 alumni Paul and Anne-Marie Queally, longtime supporters of the University of Richmond who contributed a \$7.5 million lead gift to launch the fundraising efforts for the new center, which is expected to open in the fall of 2020.

The site will also be home to Richmond's new student Well-Being Center, which will house all campus health care services in addition to providing facilities for wellness education and nutrition services.

- Practice gym with six permanent baskets
- Locker rooms and team rooms (men's and women's)
- Sports medicine facility with hydrotherapy room
- Strength & Conditioning area open to court
- Grand entry hall celebrating Richmond Athletics
- Opening fall 2020



UNIVERSITY OF RICHMOND FACTS

- Ranked 23rd among "Best Liberal Arts Colleges" (US News & World Report)

According to the Princeton Review:

- Ranked 6th for Best Athletic Facilities
- No. 5 "Best-Run" college in the country
- Ranked 5th for "Most Beautiful Campus"
- Ranked 7th for "Best Classroom Experience"
- Ranked 10th for "Quality of Life"

Robins Business School ranked 25th in nation (Poets & Quants)

8:1 faculty-staff ratio; two-thirds of classes have fewer than 20 students

University endowment valued at more than \$2.5 billion

Founded in 1830, sixth oldest school in Virginia



UNIVERSITY OF RICHMOND ALUMNI

- Kenny Atkinson** Brooklyn Nets Head Coach
- Bruce Allen** Former Washington Redskins President
- Sean Casey** Three-Time MLB All-Star
- Joe Douglas** New York Jets General Manager
- Tim Finchem** Former PGA TOUR Commissioner
- Douglas Freeman** Historian, 2-time Pulitzer Prize winner
- Tim Hightower** Former NFL Running Back
- Melanie Healey** Former Procter & Gamble President
- Brian Jordan** Former MLB & NFL Player
- Todd McShay** ESPN NFL Draft Analyst
- Leland Melvin** NASA Astronaut
- Johnny Newman** Former NBA Player (UR's all-time leading scorer)
- Lil Dicky** Rapper

SPIDERS SPECIALTY STATS

| Opponent | T/O | 2ndCh | Paint | FastB | Bench | Ties | Leads | WL | Score | Leads overcome |
|---------------------|-------------|-------------|-------------|------------|-------------|------------|------------|----|--------|-------------------------|
| Saint Francis (PA) | 16 | 8 | 38 | 13 | 11 | 3 | 3 | W | 100-98 | trailed by 12 2nd-06:58 |
| Vanderbilt | 34 | 10 | 38 | 11 | 3 | 8 | 10 | W | 93-92 | trailed by 7 1st-15:52 |
| CSUN | 22 | 11 | 30 | 11 | 16 | 0 | 0 | W | 90-62 | |
| McNeese | 24 | 12 | 30 | 14 | 21 | 2 | 1 | W | 87-57 | trailed by 8 1st-16:57 |
| Wisconsin | 15 | 2 | 28 | 6 | 4 | 1 | 2 | W | 62-52 | trailed by 2 2nd-09:56 |
| Auburn | 13 | 17 | 46 | 9 | 12 | 0 | 3 | L | 65-79 | lost 6 1st-16:33 |
| Boston College | 21 | 4 | 28 | 12 | 11 | 2 | 4 | W | 64-44 | trailed by 9 1st-04:40 |
| Hampton | 11 | 8 | 14 | 2 | 13 | 2 | 3 | W | 80-63 | trailed by 8 1st-04:32 |
| South Alabama | 14 | 6 | 32 | 8 | 12 | 1 | 4 | W | 75-57 | trailed by 5 1st-16:22 |
| Col. of Charleston | 13 | 14 | 38 | 13 | 14 | 0 | 2 | W | 78-71 | trailed by 8 1st-15:49 |
| Old Dominion | 14 | 2 | 30 | 6 | 4 | 0 | 1 | W | 62-59 | trailed by 1 1st-18:47 |
| Radford | 9 | 5 | 22 | 4 | 10 | 2 | 0 | L | 58-73 | lost 2 1st-19:40 |
| Alabama | 18 | 9 | 34 | 2 | 21 | 0 | 2 | L | 78-90 | lost 5 1st-17:50 |
| Saint Joseph's | 27 | 5 | 44 | 9 | 27 | 0 | 1 | W | 84-52 | trailed by 1 1st-08:38 |
| Rhode Island | 7 | 11 | 38 | 6 | 8 | 1 | 3 | W | 69-61 | trailed by 7 1st-14:25 |
| Saint Louis | 9 | 2 | 26 | 1 | 11 | 4 | 2 | L | 58-74 | lost 6 2nd-14:55 |
| Davidson | 11 | 0 | 24 | 10 | 9 | 3 | 3 | W | 70-64 | trailed by 2 1st-15:05 |
| George Mason | 16 | 2 | 46 | 26 | 18 | 2 | 1 | W | 97-87 | trailed by 10 1st-12:04 |
| La Salle | 15 | 2 | 34 | 6 | 31 | 0 | 0 | W | 75-57 | |
| Dayton | 19 | 8 | 30 | 9 | 7 | 0 | 2 | L | 79-87 | lost 4 1st-06:57 |
| VCU | 18 | 7 | 32 | 9 | 8 | 2 | 1 | L | 68-87 | lost 3 1st-00:30 |
| George Washington | 22 | 4 | 50 | 13 | 18 | 1 | 2 | W | 76-54 | trailed by 2 1st-18:47 |
| Fordham | 7 | 5 | 18 | 7 | 8 | 4 | 1 | W | 59-53 | trailed by 9 2nd-19:47 |
| La Salle | 21 | 2 | 44 | 17 | 23 | 2 | 1 | W | 74-47 | trailed by 2 1st-19:27 |
| VCU | 18 | 16 | 36 | 8 | 5 | 0 | 0 | W | 77-59 | |
| George Mason | 19 | 16 | 38 | 6 | 11 | 0 | 0 | W | 65-50 | |
| Totals | 433 | 188 | 868 | 238 | 336 | 40 | 52 | | | |
| Average/Game | 16.7 | 7.2 | 33.4 | 9.2 | 12.9 | 1.5 | 2.0 | | | |
| Opponent | 282 | 273 | 788 | 225 | 472 | 39 | 43 | | | |
| Average/Game | 10.8 | 10.5 | 30.3 | 8.7 | 18.2 | 1.5 | 1.7 | | | |



SPIDERS TEAM GAME-BY-GAME

| Opponent | Date | Score | | Total | | 3-Pointers | | Free throws | | Rebounds | | | | PF | A | TO | BLK | STL | PTS | AVG |
|--------------------|------------|-------------|-----|-----------------|-------------|----------------|-------------|----------------|-------------|------------|------------|------------|-------------|------------|------------|------------|-----------|------------|-------------|-------------|
| | | | | FG-FGA | PCT | 3FG-FGA | PCT | FT-FTA | PCT | OFF | DEF | TOT | AVG | | | | | | | |
| Saint Francis (PA) | 11/08/2019 | 100-98 | Wot | 35-68 | .515 | 13-29 | .448 | 17-24 | .708 | 7 | 26 | 33 | 33.0 | 18 | 22 | 9 | 6 | 8 | 100 | 100.0 |
| Vanderbilt | 11/14/2019 | 93-92 | Wot | 32-70 | .457 | 9-28 | .321 | 20-23 | .870 | 9 | 24 | 33 | 33.0 | 15 | 16 | 11 | 1 | 11 | 93 | 96.5 |
| CSUN | 11/17/2019 | 90-62 | W | 34-62 | .548 | 15-30 | .500 | 7-9 | .778 | 11 | 26 | 37 | 34.3 | 21 | 22 | 11 | 3 | 6 | 90 | 94.3 |
| McNeese | 11/22/2019 | 87-57 | W | 31-55 | .564 | 16-28 | .571 | 9-10 | .900 | 9 | 26 | 35 | 34.5 | 16 | 22 | 17 | 5 | 10 | 87 | 92.5 |
| vs Wisconsin | 11/25/2019 | 62-52 | W | 26-56 | .464 | 6-17 | .353 | 4-6 | .667 | 4 | 27 | 31 | 33.8 | 16 | 12 | 10 | 3 | 7 | 62 | 86.4 |
| vs Auburn | 11/26/2019 | 65-79 | L | 28-65 | .431 | 2-18 | .111 | 7-9 | .778 | 12 | 22 | 34 | 33.8 | 21 | 7 | 12 | 2 | 5 | 65 | 82.8 |
| Boston College | 11/30/2019 | 64-44 | W | 25-58 | .431 | 9-24 | .375 | 5-5 | 1.000 | 4 | 32 | 36 | 34.1 | 13 | 18 | 13 | 2 | 11 | 64 | 80.1 |
| at Hampton | 12/03/2019 | 80-63 | W | 26-57 | .456 | 15-29 | .517 | 13-18 | .722 | 11 | 22 | 33 | 34.0 | 14 | 22 | 7 | 1 | 6 | 80 | 80.1 |
| South Alabama | 12/08/2019 | 75-57 | W | 30-58 | .517 | 11-25 | .440 | 4-4 | 1.000 | 5 | 31 | 36 | 34.2 | 9 | 22 | 12 | 3 | 9 | 75 | 79.6 |
| Col. of Charleston | 12/14/2019 | 78-71 | W | 31-59 | .525 | 9-25 | .360 | 7-9 | .778 | 8 | 26 | 34 | 34.2 | 9 | 19 | 10 | 3 | 7 | 78 | 79.4 |
| at Old Dominion | 12/18/2019 | 62-59 | W | 21-51 | .412 | 5-19 | .263 | 15-19 | .789 | 5 | 26 | 31 | 33.9 | 17 | 14 | 12 | 3 | 8 | 62 | 77.8 |
| vs Radford | 12/22/2019 | 58-73 | L | 20-55 | .364 | 7-24 | .292 | 11-15 | .733 | 6 | 23 | 29 | 33.5 | 19 | 11 | 10 | 1 | 6 | 58 | 76.2 |
| at Alabama | 12/29/2019 | 78-90 | L | 27-69 | .391 | 6-24 | .250 | 18-22 | .818 | 13 | 23 | 36 | 33.7 | 18 | 11 | 10 | 2 | 9 | 78 | 76.3 |
| Saint Joseph's | 01/02/2020 | 84-52 | W | 31-65 | .477 | 8-25 | .320 | 14-14 | 1.000 | 6 | 28 | 34 | 33.7 | 9 | 16 | 8 | 3 | 9 | 84 | 76.9 |
| at Rhode Island | 01/05/2020 | 69-61 | W | 28-66 | .424 | 8-19 | .421 | 5-8 | .625 | 8 | 33 | 41 | 34.2 | 14 | 13 | 9 | 2 | 7 | 69 | 76.3 |
| Saint Louis | 01/11/2020 | 58-74 | L | 23-58 | .397 | 4-21 | .190 | 8-9 | .889 | 5 | 24 | 29 | 33.9 | 18 | 6 | 15 | 1 | 7 | 58 | 75.2 |
| at Davidson | 01/14/2020 | 70-64 | W | 23-51 | .451 | 9-22 | .409 | 15-16 | .938 | 4 | 26 | 30 | 33.6 | 20 | 16 | 10 | 2 | 6 | 70 | 74.9 |
| at George Mason | 01/18/2020 | 97-87 | W | 33-49 | .673 | 5-14 | .357 | 26-33 | .788 | 2 | 24 | 26 | 33.2 | 17 | 12 | 11 | 6 | 11 | 97 | 76.1 |
| La Salle | 01/22/2020 | 75-57 | W | 24-40 | .600 | 5-16 | .313 | 22-29 | .759 | 2 | 34 | 36 | 33.4 | 21 | 14 | 20 | 3 | 8 | 75 | 76.1 |
| Dayton | 01/25/2020 | 79-87 | L | 27-69 | .391 | 10-19 | .526 | 15-20 | .750 | 9 | 22 | 31 | 33.3 | 17 | 15 | 7 | 2 | 7 | 79 | 76.2 |
| at VCU | 01/28/2020 | 68-87 | L | 22-52 | .423 | 3-14 | .214 | 21-25 | .840 | 7 | 27 | 34 | 33.3 | 14 | 11 | 15 | 1 | 9 | 68 | 75.8 |
| George Washington | 02/01/2020 | 76-54 | W | 30-58 | .517 | 4-15 | .267 | 12-16 | .750 | 5 | 24 | 29 | 33.1 | 9 | 17 | 4 | 1 | 13 | 76 | 75.8 |
| at Fordham | 02/08/2020 | 59-53 | W | 18-49 | .367 | 7-24 | .292 | 16-27 | .593 | 4 | 31 | 35 | 33.2 | 11 | 11 | 7 | 3 | 6 | 59 | 75.1 |
| at La Salle | 02/12/2020 | 74-47 | W | 30-63 | .476 | 4-19 | .211 | 10-16 | .625 | 12 | 35 | 47 | 33.8 | 10 | 16 | 13 | 4 | 10 | 74 | 75.0 |
| VCU | 02/15/2020 | 77-59 | W | 29-58 | .500 | 11-22 | .500 | 8-14 | .571 | 10 | 30 | 40 | 34.0 | 11 | 17 | 17 | 1 | 10 | 77 | 75.1 |
| George Mason | 02/19/2020 | 65-50 | W | 26-55 | .473 | 3-16 | .188 | 10-12 | .833 | 10 | 18 | 28 | 33.8 | 14 | 10 | 9 | 4 | 10 | 65 | 74.7 |
| Total | | 1943 | | 710-1516 | .468 | 204-566 | .360 | 319-412 | .774 | 188 | 690 | 878 | 33.8 | 391 | 392 | 289 | 68 | 216 | 1943 | 74.7 |
| Opponents | | 1729 | | 621-1506 | .412 | 182-609 | .299 | 305-433 | .704 | 266 | 674 | 940 | 36.2 | 403 | 282 | 372 | 79 | 157 | 1729 | 66.5 |

Richmond Averages

| Games Played | Points/game | FG Pct | 3FG Pct | FT Pct | Rebounds/game | Assists/game | Turnovers/game | Assist/Turnover ratio | Steals/game | Blocks/game |
|--------------|-------------|--------|---------|--------|---------------|--------------|----------------|-----------------------|-------------|-------------|
| 26 | 74.7 | 46.8 | 36.0 | 77.4 | 33.8 | 15.1 | 11.1 | 1.4 | 8.3 | 2.6 |

SPIDERS OPPONENT GAME-BY-GAME

| Opponent | Date | Score | | Total | | 3-Pointers | | Free throws | | Rebounds | | | | PF | A | TO | BLK | STL | PTS | AVG |
|--------------------|------------|-------------|-----|-----------------|-------------|----------------|-------------|----------------|-------------|------------|------------|------------|-------------|------------|------------|------------|-----------|------------|-------------|-------------|
| | | | | FG-FGA | PCT | 3FG-FGA | PCT | FT-FTA | PCT | OFF | DEF | TOT | AVG | | | | | | | |
| Saint Francis (PA) | 11/08/2019 | 100-98 | Wot | 35-72 | .486 | 14-28 | .500 | 14-22 | .636 | 15 | 29 | 44 | 44.0 | 19 | 12 | 11 | 2 | 5 | 98 | 98.0 |
| Vanderbilt | 11/14/2019 | 93-92 | Wot | 33-66 | .500 | 15-35 | .429 | 11-16 | .688 | 10 | 31 | 41 | 42.5 | 21 | 15 | 19 | 5 | 7 | 92 | 95.0 |
| CSUN | 11/17/2019 | 90-62 | W | 20-55 | .364 | 5-18 | .278 | 17-21 | .810 | 12 | 18 | 30 | 38.3 | 12 | 9 | 14 | 1 | 4 | 62 | 84.0 |
| McNeese | 11/22/2019 | 87-57 | W | 21-55 | .382 | 4-20 | .200 | 11-14 | .786 | 10 | 16 | 26 | 35.3 | 9 | 10 | 15 | 3 | 12 | 57 | 77.3 |
| vs Wisconsin | 11/25/2019 | 62-52 | W | 17-50 | .340 | 7-27 | .259 | 11-14 | .786 | 8 | 28 | 36 | 35.4 | 14 | 7 | 15 | 2 | 6 | 52 | 72.2 |
| vs Auburn | 11/26/2019 | 65-79 | L | 26-60 | .433 | 5-19 | .263 | 22-31 | .710 | 18 | 26 | 44 | 36.8 | 17 | 12 | 13 | 4 | 7 | 79 | 73.3 |
| Boston College | 11/30/2019 | 64-44 | W | 16-55 | .291 | 7-28 | .250 | 5-11 | .455 | 10 | 29 | 39 | 37.1 | 6 | 11 | 18 | 3 | 2 | 44 | 69.1 |
| at Hampton | 12/03/2019 | 80-63 | W | 25-54 | .463 | 5-19 | .263 | 8-18 | .444 | 11 | 21 | 32 | 36.5 | 15 | 12 | 9 | 3 | 3 | 63 | 68.4 |
| South Alabama | 12/08/2019 | 75-57 | W | 20-59 | .339 | 7-22 | .318 | 10-15 | .667 | 11 | 23 | 34 | 36.2 | 9 | 10 | 13 | 2 | 8 | 57 | 67.1 |
| Col. of Charleston | 12/14/2019 | 78-71 | W | 27-61 | .443 | 6-26 | .231 | 11-14 | .786 | 10 | 21 | 31 | 35.7 | 11 | 6 | 11 | 1 | 8 | 71 | 67.5 |
| at Old Dominion | 12/18/2019 | 62-59 | W | 21-52 | .404 | 5-22 | .227 | 12-16 | .750 | 6 | 28 | 34 | 35.5 | 14 | 9 | 14 | 3 | 7 | 59 | 66.7 |
| vs Radford | 12/22/2019 | 58-73 | L | 23-50 | .460 | 8-18 | .444 | 19-23 | .826 | 7 | 31 | 38 | 35.8 | 14 | 15 | 13 | 1 | 6 | 73 | 67.3 |
| at Alabama | 12/29/2019 | 78-90 | L | 31-66 | .470 | 12-30 | .400 | 16-21 | .762 | 17 | 32 | 49 | 36.8 | 19 | 14 | 15 | 6 | 4 | 90 | 69.0 |
| Saint Joseph's | 01/02/2020 | 84-52 | W | 22-60 | .367 | 6-30 | .200 | 2-6 | .333 | 10 | 28 | 38 | 36.9 | 18 | 9 | 21 | 4 | 4 | 52 | 67.8 |
| at Rhode Island | 01/05/2020 | 69-61 | W | 23-66 | .348 | 4-17 | .235 | 11-17 | .647 | 13 | 33 | 46 | 37.5 | 12 | 9 | 9 | 6 | 4 | 61 | 67.3 |
| Saint Louis | 01/11/2020 | 58-74 | L | 28-55 | .509 | 2-11 | .182 | 16-23 | .696 | 7 | 31 | 38 | 37.5 | 14 | 9 | 12 | 4 | 8 | 74 | 67.8 |
| at Davidson | 01/14/2020 | 70-64 | W | 19-57 | .333 | 8-33 | .242 | 18-21 | .857 | 13 | 23 | 36 | 37.4 | 13 | 13 | 12 | 3 | 3 | 64 | 67.5 |
| at George Mason | 01/18/2020 | 97-87 | W | 32-59 | .542 | 8-22 | .364 | 15-21 | .714 | 8 | 20 | 28 | 36.9 | 23 | 14 | 15 | 1 | 7 | 87 | 68.6 |
| La Salle | 01/22/2020 | 75-57 | W | 19-58 | .328 | 7-29 | .241 | 12-21 | .571 | 10 | 19 | 29 | 36.5 | 21 | 9 | 14 | 2 | 11 | 57 | 68.0 |
| Dayton | 01/25/2020 | 79-87 | L | 29-54 | .537 | 7-19 | .368 | 22-29 | .759 | 6 | 35 | 41 | 36.7 | 17 | 16 | 15 | 8 | 3 | 87 | 69.0 |
| at VCU | 01/28/2020 | 68-87 | L | 32-65 | .492 | 10-21 | .476 | 13-20 | .650 | 12 | 26 | 38 | 36.8 | 17 | 14 | 12 | 5 | 9 | 87 | 69.8 |
| George Washington | 02/01/2020 | 76-54 | W | 23-53 | .434 | 5-22 | .227 | 3-4 | .750 | 7 | 26 | 33 | 36.6 | 17 | 9 | 18 | 3 | 3 | 54 | 69.1 |
| at Fordham | 02/08/2020 | 59-53 | W | 20-51 | .392 | 8-24 | .333 | 5-8 | .625 | 2 | 34 | 36 | 36.6 | 24 | 12 | 12 | 1 | 4 | 53 | 68.4 |
| at La Salle | 02/12/2020 | 74-47 | W | 17-57 | .298 | 9-31 | .290 | 4-6 | .667 | 5 | 24 | 29 | 36.3 | 14 | 10 | 17 | 1 | 8 | 47 | 67.5 |
| VCU | 02/15/2020 | 77-59 | W | 24-70 | .343 | 4-21 | .190 | 7-9 | .778 | 17 | 22 | 39 | 36.4 | 17 | 7 | 16 | 3 | 9 | 59 | 67.2 |
| George Mason | 02/19/2020 | 65-50 | W | 18-46 | .391 | 4-17 | .235 | 10-12 | .833 | 11 | 20 | 31 | 36.2 | 16 | 9 | 19 | 2 | 5 | 50 | 66.5 |
| Total | | 1729 | | 621-1506 | .412 | 182-609 | .299 | 305-433 | .704 | 266 | 674 | 940 | 36.2 | 403 | 282 | 372 | 79 | 157 | 1729 | 66.5 |
| Richmond | | 1943 | | 710-1516 | .468 | 204-566 | .360 | 319-412 | .774 | 188 | 690 | 878 | 33.8 | 391 | 392 | 289 | 68 | 216 | 1943 | 74.7 |

Opponents Averages

| Games Played | Points/game | FG Pct | 3FG Pct | FT Pct | Rebounds/game | Assists/game | Turnovers/game | Assist/Turnover ratio | Steals/game | Blocks/game |
|--------------|-------------|--------|---------|--------|---------------|--------------|----------------|-----------------------|-------------|-------------|
| 26 | 66.5 | 41.2 | 29.9 | 70.4 | 36.2 | 10.8 | 14.3 | 0.8 | 6.0 | 3.0 |



SPIDERS PTS-REB-AST

| Opponent | Date | Score | | 00 | 1 | 2 | 3 | 4 | 5 | 10 | 11 | 12 | 15 | 21 | 22 | 31 | 33 |
|----------|------------|--------|-----|------------|------------|------------|------------|------------|------------|------------|------------|------------|------------|------------|------------|------------|------------|
| | | | | GILYARD,JA | FRANCIS,BL | KOUREISSI, | BURTON,TYL | CAYO,NATHA | SHEROD,NIC | KULJU,SULL | WOJCIK,JAK | ARIZIN,GAB | GRACE,MATT | VERBINSKIS | GUSTAVSON, | GAITLEY,JO | GOLDEN,GRA |
| SF-PA | 11/08/2019 | 100-98 | Wot | 24-1-8 | 14-4-1 | 0-1-0 | 4-4-2 | 9-3-1 | 27-8-1 | DNP | 7-0-1 | DNP | 0-2-1 | DNP | 0-0-2 | DNP | 15-8-5 |
| Vandy | 11/14/2019 | 93-92 | Wot | 26-2-4 | 24-4-1 | 0-1-1 | 0-1-0 | 20-8-2 | 14-5-3 | DNP | 0-1-2 | DNP | DNP | DNP | 3-2-1 | DNP | 6-7-2 |
| CSUN | 11/17/2019 | 90-62 | W | 18-3-7 | 16-2-4 | 5-3-1 | 4-4-2 | 4-1-2 | 25-2-1 | 0-0-0 | 0-5-1 | DNP | 0-2-0 | 3-1-0 | 4-1-1 | 0-0-0 | 11-12-3 |
| McN | 11/22/2019 | 87-57 | W | 15-3-6 | 20-0-3 | 6-3-1 | 7-2-0 | 4-6-3 | 17-4-5 | 0-0-1 | 0-2-0 | DNP | 0-1-1 | 6-1-0 | 2-6-0 | 0-0-0 | 10-6-2 |
| vs Wisc | 11/25/2019 | 62-52 | W | 5-3-5 | 19-0-6 | 2-3-0 | 0-4-0 | 10-2-0 | 8-4-0 | DNP | 0-1-0 | DNP | 0-0-0 | DNP | 2-2-0 | DNP | 16-12-1 |
| vs AUB | 11/26/2019 | 65-79 | L | 12-4-4 | 7-2-1 | 4-2-0 | 2-0-0 | 8-6-0 | 12-4-1 | DNP | 2-1-0 | DNP | 0-0-0 | DNP | 4-5-0 | DNP | 14-6-1 |
| BC | 11/30/2019 | 64-44 | W | 22-8-6 | 18-4-2 | 2-1-0 | 4-5-1 | 9-4-1 | 2-3-5 | 0-0-0 | 0-2-1 | 0-0-0 | 0-2-1 | 0-0-0 | 7-5-1 | 0-1-0 | DNP |
| at Hamp | 12/03/2019 | 80-63 | W | 18-4-10 | 29-2-6 | 0-3-0 | 2-3-1 | DNP | 16-9-2 | DNP | 0-6-0 | DNP | 7-3-1 | DNP | 8-3-2 | DNP | DNP |
| USA | 12/08/2019 | 75-57 | W | 15-8-7 | 15-1-4 | 0-1-0 | DNP | 8-1-0 | 17-9-1 | 0-1-0 | 0-2-0 | DNP | 2-2-1 | DNP | 10-4-3 | 0-0-0 | 8-7-6 |
| CC | 12/14/2019 | 78-71 | W | 7-6-8 | 20-3-3 | 4-1-1 | 0-2-0 | 11-5-0 | 9-7-2 | DNP | 0-0-2 | DNP | 0-1-0 | DNP | 10-1-0 | DNP | 17-7-3 |
| at ODU | 12/18/2019 | 62-59 | W | 6-3-4 | 18-4-3 | 0-1-0 | 0-4-0 | 8-2-0 | 7-5-2 | DNP | 0-0-0 | DNP | 0-1-0 | DNP | 4-1-1 | DNP | 19-7-4 |
| vs Rad | 12/22/2019 | 58-73 | L | 10-3-6 | 18-1-1 | 2-2-0 | 8-3-1 | 3-5-0 | 8-3-1 | DNP | 0-0-0 | DNP | 0-1-1 | DNP | 0-1-0 | DNP | 9-7-1 |
| at Bama | 12/29/2019 | 78-90 | L | 21-2-4 | 14-2-1 | 2-0-0 | 2-5-1 | 3-5-0 | 5-3-2 | DNP | 17-5-0 | DNP | 0-0-0 | DNP | 0-0-0 | DNP | 14-11-3 |
| SJU | 01/02/2020 | 84-52 | W | 13-4-3 | 23-3-0 | 3-2-0 | 4-2-0 | 4-1-1 | 9-5-2 | 0-0-0 | 14-0-3 | 0-1-0 | 4-4-3 | DNP | 0-5-0 | 2-0-0 | 8-7-4 |
| at URI | 01/05/2020 | 69-61 | W | 6-5-4 | 13-3-0 | 0-0-0 | 6-2-0 | 19-11-1 | 13-8-2 | DNP | 2-0-0 | DNP | 0-3-1 | DNP | 0-0-0 | DNP | 10-9-5 |
| SLU | 01/11/2020 | 58-74 | L | 2-1-1 | 14-1-0 | 0-0-1 | 3-5-0 | 4-6-0 | 17-5-1 | DNP | 0-1-0 | DNP | 0-1-0 | DNP | 8-3-0 | DNP | 10-5-3 |
| at DC | 01/14/2020 | 70-64 | W | 16-5-7 | DNP | 2-1-0 | 0-3-0 | 10-6-1 | 18-6-1 | DNP | 7-2-1 | DNP | 0-1-1 | DNP | 8-2-1 | DNP | 9-2-4 |
| at GMU | 01/18/2020 | 97-87 | W | 20-2-8 | DNP | 0-0-0 | 12-6-0 | 7-3-1 | 19-3-0 | DNP | 6-2-0 | DNP | 0-0-2 | DNP | 8-1-1 | DNP | 25-4-0 |
| LaS | 01/22/2020 | 75-57 | W | 10-2-5 | DNP | 4-3-0 | 14-9-1 | 7-5-1 | 7-5-2 | DNP | 11-1-1 | DNP | 2-2-3 | DNP | 5-3-0 | DNP | 15-3-1 |
| UD | 01/25/2020 | 79-87 | L | 29-2-4 | DNP | 0-0-0 | 2-2-0 | 15-6-0 | 21-9-1 | DNP | 5-2-1 | DNP | 0-1-0 | DNP | 0-3-2 | DNP | 7-6-7 |
| at VCU | 01/28/2020 | 68-87 | L | 10-2-5 | DNP | 2-1-0 | 1-1-0 | 13-7-1 | 5-6-2 | DNP | 5-2-0 | DNP | DNP | DNP | 8-4-1 | DNP | 24-8-2 |
| GWU | 02/01/2020 | 76-54 | W | 4-1-9 | DNP | 2-1-0 | 12-3-0 | 10-3-0 | 15-5-2 | 0-0-0 | 4-6-1 | 0-1-0 | 0-0-1 | DNP | 9-3-2 | 0-0-0 | 20-3-2 |
| at FU | 02/08/2020 | 59-53 | W | 22-2-3 | 18-2-1 | 0-1-0 | 8-9-0 | 7-5-1 | 0-4-1 | DNP | 0-1-0 | DNP | 0-0-2 | DNP | 0-3-0 | DNP | 4-8-3 |
| at LaS | 02/12/2020 | 74-47 | W | 2-1-5 | 14-5-3 | 0-0-1 | 12-7-0 | 12-5-1 | 7-4-3 | 0-1-0 | 5-6-1 | 0-1-0 | 2-2-0 | DNP | 4-5-0 | 0-0-0 | 16-6-2 |
| VCU | 02/15/2020 | 77-59 | W | 10-2-6 | 13-1-2 | 0-1-0 | 5-3-0 | 11-6-3 | 23-8-0 | DNP | 0-2-0 | DNP | 0-4-0 | DNP | 0-2-0 | DNP | 15-10-6 |
| GMU | 02/19/2020 | 65-50 | W | 4-3-3 | 14-1-3 | 0-0-0 | 0-2-0 | 7-7-1 | 8-5-1 | DNP | 0-0-0 | DNP | 2-0-0 | DNP | 9-1-1 | DNP | 21-7-1 |

SPIDER BITES

INTERNATIONALLY KNOWN

Nick Sherod and Souleymane Koureissi have taken educational immersion trips to South Africa and Grant Golden has studied in Cuba since the end of the 2017-18 season. But when given a chance to take a roundtrip flight to anywhere on the globe, some Spiders opted for less academic journeys. Blake Francis would like to visit Santorini, Greece. Jacob Gilyard is ready for a return trip to the Cayman Islands, where the Spiders played in 2017. Jordan Gaitley chose Wakanda, the fictional country from Marvel's movie Black Panther.

MAKING THE TOUGH CHOICES

When it comes to comics, the Spiders are more than twice as likely to prefer Marvel to DC Comics (53 percent to 20 percent, with 27 percent choosing 'neither'). Made to weigh in on other hot-button issues, the Richmond roster chose ketchup (67 percent) as its top condiment, easily outdistancing barbeque sauce (20 percent), and picked LeBron James (58 percent) over Michael Jordan (25 percent) - with Giannis Antetokounmpo and Jimmy Butler each getting one write-in vote. Befitting basketball players, the Spiders would prefer to have the ability to fly (67 percent) over the ability to be invisible (33 percent).

COLOR WHEEL

Perhaps no issues splits the Spiders as much as uniform color. 40 percent of Richmond's roster prefers the Spiders red jersey, 40 percent like the blue jersey best, and 20 percent chose the white jersey.

DUSTY IN HERE

While some Spiders claim to have never cried at a movie, a 2018 film led to damp eyes for at least four players. Grant Golden, Matt Grace, Nick Sherod, and Jordan Gaitley all said that the last movie they cried at is Lady Gaga's A Star is Born.

THE PLACES YOU'LL GO

A third of the Spiders roster (Grace, Sullivan Kulju, Tyler Burton, Gabe Arizin, Connor Crabtree) says their favorite television show as a kid was Spongebob Squarepants. Blake Francis chose Drake & Josh, but says his favorite book ever is still a children's book: The Dr. Seuss Collection.

FACE YOUR FEARS

Tyler Burton and Connor Crabtree were both heavily recruited before signing with Richmond this offseason. The duo decided to come to Richmond despite both admitting that the thing they are most afraid of is spiders.



Richmond mascot WebstUR



SPIDERS INDIVIDUAL GAME HIGHS

| | | | |
|------------------------------------|-------|-------|---|
| POINTS | 29 | | Jacob Gilyard vs Dayton (01/25/2020) |
| | 29 | | Blake Francis at Hampton (12/03/2019) |
| | 27 | | Nick Sherod vs Saint Francis (PA) (11/08/2019) |
| | 26 | | Jacob Gilyard vs Vanderbilt (11/14/2019) |
| | 25 | | Grant Golden at George Mason (01/18/2020) |
| | 25 | | Nick Sherod vs CSUN (11/17/2019) |
| FIELD GOALS MADE | 10 | | Grant Golden at VCU (01/28/2020) |
| | 10 | | Grant Golden at George Mason (01/18/2020) |
| FIELD GOAL ATTEMPTS | 20 | | Grant Golden at VCU (01/28/2020) |
| | 19 | | Blake Francis at Alabama (12/29/2019) |
| FIELD GOAL PERCENTAGE (min 5 made) | 1.000 | (6-6) | Grant Golden vs La Salle (01/22/2020) |
| | 1.000 | (5-5) | Jake Wojcik at Alabama (12/29/2019) |
| 3 PT FG MADE | 7 | | Nick Sherod vs CSUN (11/17/2019) |
| | 6 | | Blake Francis at Hampton (12/03/2019) |
| | 6 | | Nick Sherod vs Saint Francis (PA) (11/08/2019) |
| 3 PT FG ATTEMPTS | 12 | | Nick Sherod vs Saint Francis (PA) (11/08/2019) |
| | 10 | | Blake Francis vs VCU (02/15/2020) |
| | 10 | | Nick Sherod at Davidson (01/14/2020) |
| 3 PT FG PERCENTAGE (min 2 made) | 1.000 | (4-4) | Jake Wojcik at Alabama (12/29/2019) |
| | 1.000 | (2-2) | Nick Sherod vs George Washington (02/01/2020) |
| | 1.000 | (2-2) | Tyler Burton at Rhode Island (01/05/2020) |
| | 1.000 | (2-2) | Matt Grace at Hampton (12/03/2019) |
| | 1.000 | (2-2) | Tomas Verbinksis vs McNeese (11/22/2019) |
| | 1.000 | (2-2) | Jake Wojcik vs Saint Francis (PA) (11/08/2019) |
| FREE THROWS MADE | 10 | | Jacob Gilyard at Alabama (12/29/2019) |
| | 8 | | Jacob Gilyard at George Mason (01/18/2020) |
| | 8 | | Nathan Cayo vs Vanderbilt (11/14/2019) |
| | 8 | | Jacob Gilyard vs Saint Francis (PA) (11/08/2019) |
| FREE THROW ATTEMPTS | 11 | | Jacob Gilyard at Alabama (12/29/2019) |
| | 11 | | Jacob Gilyard vs Saint Francis (PA) (11/08/2019) |
| FREE THROW PERCENTAGE (min 3 made) | 1.000 | (8-8) | Jacob Gilyard at George Mason (01/18/2020) |
| | 1.000 | (6-6) | Jake Wojcik at George Mason (01/18/2020) |
| | 1.000 | (6-6) | Jacob Gilyard vs Vanderbilt (11/14/2019) |
| | 1.000 | (5-5) | Grant Golden vs George Mason (02/19/2020) |
| | 1.000 | (5-5) | Nathan Cayo vs Dayton (01/25/2020) |
| | 1.000 | (5-5) | Blake Francis vs Saint Joseph's (01/02/2020) |
| | 1.000 | (5-5) | Blake Francis at Hampton (12/03/2019) |
| | 1.000 | (5-5) | Blake Francis vs McNeese (11/22/2019) |
| | 1.000 | (4-4) | Andre Gustavson at VCU (01/28/2020) |
| | 1.000 | (4-4) | Souleymane Koureissi vs La Salle (01/22/2020) |
| | 1.000 | (4-4) | Jacob Gilyard at Davidson (01/14/2020) |
| | 1.000 | (4-4) | Andre Gustavson at Davidson (01/14/2020) |
| | 1.000 | (4-4) | Blake Francis at Alabama (12/29/2019) |
| | 1.000 | (4-4) | Nathan Cayo at Old Dominion (12/18/2019) |
| | 1.000 | (4-4) | Andre Gustavson at Old Dominion (12/18/2019) |
| | 1.000 | (4-4) | Blake Francis vs Col. of Charleston (12/14/2019) |
| | 1.000 | (4-4) | Blake Francis vs South Alabama (12/08/2019) |
| | 1.000 | (4-4) | Nathan Cayo vs Auburn (N) (11/26/2019) |
| | 1.000 | (3-3) | Blake Francis at La Salle (02/12/2020) |
| | 1.000 | (3-3) | Nick Sherod vs George Washington (02/01/2020) |
| REBOUNDS | 12 | | Grant Golden vs Wisconsin (N) (11/25/2019) |
| | 12 | | Grant Golden vs CSUN (11/17/2019) |
| ASSISTS | 10 | | Jacob Gilyard at Hampton (12/03/2019) |
| | 9 | | Jacob Gilyard vs George Washington (02/01/2020) |
| STEALS | 7 | | Jacob Gilyard vs Vanderbilt (11/14/2019) |
| | 6 | | Jacob Gilyard vs South Alabama (12/08/2019) |
| BLOCKED SHOTS | 3 | | Tyler Burton vs Saint Francis (PA) (11/08/2019) |
| | 2 | | Grant Golden at La Salle (02/12/2020) |
| | 2 | | Grant Golden at George Mason (01/18/2020) |
| | 2 | | Nathan Cayo vs Saint Joseph's (01/02/2020) |
| | 2 | | Andre Gustavson vs South Alabama (12/08/2019) |
| | 2 | | Souleymane Koureissi vs Boston College (11/30/2019) |
| | 2 | | Nathan Cayo vs McNeese (11/22/2019) |
| | 2 | | Souleymane Koureissi vs CSUN (11/17/2019) |
| | 2 | | Grant Golden vs Saint Francis (PA) (11/08/2019) |
| TURNOVERS | 5 | | Jacob Gilyard at VCU (01/28/2020) |
| | 5 | | Blake Francis vs Saint Louis (01/11/2020) |
| | 5 | | Jacob Gilyard vs Saint Louis (01/11/2020) |
| | 5 | | Nathan Cayo vs South Alabama (12/08/2019) |
| | 5 | | Tyler Burton vs McNeese (11/22/2019) |
| FOULS | 5 | | Nathan Cayo at Davidson (01/14/2020) |
| | 5 | | Tyler Burton vs Auburn (N) (11/26/2019) |
| | 5 | | Andre Gustavson vs CSUN (11/17/2019) |





CHRIS MOONEY

HEAD COACH

15th SEASON

PRINCETON, 1994

Chris Mooney is the winningest coach in Richmond basketball's storied history, a distinction he earned with a win over Wake Forest on December 1, 2018 for his record-setting 240th victory on the Spiders sidelines. Now in his 15th season with the Spiders, Mooney has led Richmond to a pair of NCAA Tournaments and a pair of NIT Quarterfinals.

Hired by Richmond prior to the 2005-06 season, Mooney is the second longest-tenured coach in the Atlantic 10, trailing only Bob McKillop (Davidson). Mooney entered 2019-20 fifth all-time in conference history in both A-10 wins by a head coach (124) and overall wins by an A-10 head coach (250).

Mooney has led the Spiders to seven total postseason appearances - all in the last 12 seasons. Under Mooney, the Spiders made trips to the NCAA tournament in 2010 and 2011 and trips to the NIT Quarterfinals in 2015 and 2017. In the spring of 2011, Mooney's Spiders made national headlines en route to the NCAA Sweet 16, knocking off five-seed Vanderbilt and Morehead State in the process. Richmond finished both the 2010 and 2011 seasons ranked in the top 25.

Mooney has earned many honors during his Spiders career. He was tabbed the Sporting News Atlantic 10 Coach of the Year in 2010, while also being selected as a finalist for the Jim Phelan National Coach of the Year Award. That same year, he won Richmond's Voice of the University Award, given to a faculty or staff member for being a voice that represents the University of Richmond in a positive manner to the wider community. Later in 2010, Richmond Style Weekly tabbed him for the 40 Under 40 list, spotlighting UR's community involvement with the homeless, Special Olympics, Arthritis Foundation, Friends of Jaclyn Foundation and the ASK Foundation for Childhood Cancer Research.

22 of Mooney's former players have gone on to play professionally in either the NBA, the G League, or overseas, including at least one from 12 of the last 14 graduating classes.

In 2018-19, the Spiders became the first team in four years to place a pair of sophomores on the Atlantic 10's All-Conference teams, as Jacob Gilyard earned Second Team honors and Grant Golden was named to the Third Team. Gilyard and Golden were forced into bigger roles after junior Nick Sherod, the Spiders most experienced starter, suffered a season-ending knee injury in late November. With Sherod out, the Spiders were one of the 25 youngest teams in Division I, relying on freshmen and sophomores for 87 percent of their points. The Spiders youth often showed up at the end of games, as Richmond lost seven games despite leading with five minutes left in regulation. The Spiders finished 13-20, and held a lead of eight or more points in half of their losses.

In 2017-18, Mooney oversaw the development of one of the nation's youngest teams, starting a junior, two sophomores, and two freshmen. Facing one of the 25 most difficult out-of-conference schedules in Division I, the Spiders entered A-10 play with a 2-10 record. But Richmond exceeded expectations in the league, finishing tied for fifth with a 9-9 record that included a pair of wins against crosstown rival VCU and a 2-0 mark against eventual league champion Davidson.

In 2016-17, the Spiders swept the two major Atlantic 10 awards, with senior T.J. Cline winning A-10 Player of the Year and freshman De'Monte Buckingham earning Rookie of the Year honors. UR rebounded from a 6-6 start to finish third in A-10 play and earn an NIT bid where the Spiders won games at Alabama and home vs Oakland.

In 2014-15, Richmond finished the regular season on a six-game winning streak, and was one of the "Last Four Out" of the NCAA Tournament at-large field, thereby securing the No. 1 seed and home-court advantage in the NIT, where they would reach the tournament's quarterfinals.

2009-10 and 2010-11 are remembered as two of the top seasons in Mooney's coaching career and in Spider basketball history. In the spring of 2010, Richmond earned its first NCAA at-large bid since 2004, garnering a seven seed before falling in the first round of the tournament. Mooney was named the 2010 Sporting News Atlantic 10 Coach of the Year, and was a finalist for the 2010 Jim Phelan National Coach of the Year award. The Spiders finished the season ranked no. 24 in the final top-25 rankings.

In 2011, Richmond defeated Dayton in the A-10 championship game to earn Mooney's first conference championship, the Spiders first and only league title since Richmond joined the Atlantic 10 in 2001.

The 2010-11 Spiders would go on to the second Sweet 16 in program history by downing Vanderbilt and Morehead State in the NCAA Denver Subregional. The Spiders run came to an end at the hands of Kansas in San Antonio. Richmond finished 29-8, set a school record for wins, and finished no. 21 in the coaches poll.

Mooney previously coached at Air Force for five seasons: three as an assistant, one as an associate head coach and his final season as head coach. In 2004-05, Mooney led the Falcons to an 18-12 record and votes in the national polls. His 18 victories were the most by a first-year head coach at Air Force.

Mooney began coaching at the high school level, taking a job at Lansdale Catholic High School in Lansdale, Pa., in 1994. His first college coaching experience came at Division III Beaver College, now known as Arcadia University. He spent two seasons there from 1998-2000. While at Beaver College, Mooney only coached part-time, spending much of his time as an event coordinator. He helped plan weddings and events while also serving as the team manager.

Mooney is married to the former Lia Chomat, a Princeton graduate who also has a doctorate in psychology from Penn. The couple has two sons, Danny and Ryan.

MOONEY FILE

COACHING HONORS

2010 Sporting News Atlantic 10 Coach of the Year
2010 Jim Phelan National Coach of the Year Finalist

POSTSEASON ACCOMPLISHMENTS

2017 NIT Quarterfinals
2015 NIT Quarterfinals
2013 CBI Quarterfinals
2011 NCAA Sweet 16
2011 Atlantic 10 Tournament Champions
2010 NCAA First Round
2009 CBI Semifinals
2008 CBI First Round

AS A HEAD COACH

| YEAR | SCHOOL | RECORD | CONF. | FINISH |
|---------|--------------|--------|-------|--------|
| 2019-20 | Richmond | 20-6 | 10-3 | -- |
| 2018-19 | Richmond | 13-20 | 6-12 | t-10th |
| 2017-18 | Richmond | 12-20 | 9-9 | t-5th |
| 2016-17 | Richmond | 22-13 | 13-5 | t-3rd |
| 2015-16 | Richmond | 16-16 | 7-11 | 9th |
| 2014-15 | Richmond | 21-14 | 12-4 | 4th |
| 2013-14 | Richmond | 19-14 | 8-8 | 7th |
| 2012-13 | Richmond | 19-15 | 8-8 | t-8th |
| 2011-12 | Richmond | 16-16 | 7-9 | t-9th |
| 2010-11 | Richmond | 29-8 | 13-3 | 3rd |
| 2009-10 | Richmond | 26-9 | 13-3 | 3rd |
| 2008-09 | Richmond | 20-16 | 9-7 | t-5th |
| 2007-08 | Richmond | 16-15 | 9-7 | t-4th |
| 2006-07 | Richmond | 8-22 | 4-12 | t-12th |
| 2005-06 | Richmond | 13-17 | 6-10 | t-11th |
| 2004-05 | Air Force | 18-12 | 9-5 | 3rd |
| 1999-00 | Arcadia (D3) | 16-10 | 12-4 | 2nd |
| 1998-99 | Arcadia (D3) | 8-17 | 7-9 | 6th |

| | | |
|--------------------------|----------------|----------------|
| Richmond (2005-pres.) | 270-221 (.550) | 134-113 (.543) |
| Air Force (2004-05) | 18-12 (.600) | 9-5 (.643) |
| Career Record (D-I only) | 288-233 (.553) | 143-118 (.548) |

Head Coach, Richmond, 2005-present
Head Coach, Air Force, 2004-05
Associate Head Coach, Air Force, 2003-04
Assistant Coach, Air Force, 2000-03
Head Coach, Arcadia University (Div III), 1997-00

AS A PLAYER

A 1994 graduate with a B.A. in English, Mooney led Princeton to the NCAA Tournament twice following a pair of conference titles. The four-year letterwinner amassed 1,071 points, which ranks 25th on Princeton's all-time scoring list, and started all 107 games in his career.





#0 JACOB GILYARD
G | JR | 5'9" | 160
KANSAS CITY, MO
THE BARSTOW SCHOOL

CAREER HIGHS

| Statistic | Value | |
|--------------|-------|--|
| Points | 31 | vs IUPUI 11/16/18 |
| Rebounds | 8 | 4 times |
| Assists | 10 | at Hampton 12/03/19 |
| Steals | 7 | vs Oral Roberts 12/15/18, vs High Point 12/22/18, vs Vanderbilt 11/14/19 |
| Blocks | 1 | 6 times |
| FG Made | 12 | vs IUPUI 11/16/18 |
| FG Attempts | 17 | vs Oral Roberts 12/15/18, at Dayton 01/06/19, vs Dayton 01/25/20 |
| 3FG Made | 8 | at Dayton 01/06/19 |
| 3FG Attempts | 16 | at Dayton 01/06/19 |
| FT Made | 10 | at Alabama 12/29/19 |
| FT Attempts | 11 | vs Saint Francis (PA) 11/08/19, at Alabama 12/29/19 |

CAREER STATS

| SEASON | TEAM | GP-GS | MIN/AVG | Field Goals | | 3-Point | | F-Throws | | Rebounds | | | | Scoring | | | | | | |
|--------------|------|--------------|------------------|----------------|-------------|----------------|-------------|----------------|-------------|-----------|------------|------------|------------|--------------|------------|------------|----------|------------|-------------|-------------|
| | | | | FG-FGA | FG% | 3FG-FGA | 3FG% | FT-FTA | FT% | OFF | DEF | TOT | AVG | PF-FO | AST | TO | BLK | STL | PTS | AVG |
| 2017-18 | UR | 32-32 | 1166/36.4 | 126-279 | .452 | 58-151 | .384 | 56-67 | .836 | 15 | 54 | 69 | 2.2 | 56-0 | 130 | 54 | 1 | 89 | 366 | 11.4 |
| 2018-19 | UR | 31-31 | 1156/37.3 | 177-375 | .472 | 74-204 | .363 | 74-96 | .771 | 20 | 70 | 90 | 2.9 | 52-0 | 160 | 75 | 1 | 88 | 502 | 16.2 |
| 2019-20 | UR | 26-26 | 942/36.2 | 116-241 | .481 | 48-127 | .378 | 67-82 | .817 | 10 | 72 | 82 | 3.2 | 45-0 | 142 | 49 | 4 | 83 | 347 | 13.3 |
| TOTAL | | 89-89 | 3265/36.7 | 419-895 | .468 | 180-482 | .373 | 197-245 | .804 | 45 | 196 | 241 | 2.7 | 153-0 | 432 | 178 | 6 | 260 | 1215 | 13.7 |

JUNIOR (2019-20)

2/8 at Fordham - Scored 18 of his game-high 22 points in 2nd half as Spiders erased 9-point deficit to win ... **2/1 vs George Washington** - Recorded a team-high 9 assists, matching George Washington's total ... Improved his career total to 415 assists, passing Kevin Anderson (410) for fourth-most in school history ... **1/25 vs #7 Dayton** - Scored a game-high 29 points to go with 4 assists and 3 steals ... Brought sellout crowd to its feet with back-to-back three-pointers to give Richmond a 28-24 lead in 1st half ... Blocked Dayton's Obi Toppin from behind in 2nd half and made layup on other end ... Most points by Spider vs top-15 opponent in last 20 years ... **1/22** - One of 15 players in D-I named to the 2020 Midseason Team for the Naismith Defensive Player of the Year, presented by the Atlanta Tipoff Club ... **1/22 vs La Salle** - Recorded a team-high 5 assists to give him 397 career assists and move him past Carlos Cueto (396) for fifth most in school history ... **1/18 at George Mason** - Recorded a game-high 8 of Richmond's 12 assists ... Made all 8 of his free-throw attempts, including 6 in final minutes to ice the game ... Added 20 points ... **1/14 at Davidson** - Played all 40 minutes and led Richmond in assists (7) and steals (3) while scoring 16 points ... **1.11 vs Saint Louis** - Broke a tie with Greg Beckwith for the most steals in school history when he broke up a pass at midcourt with 17:18 to play in the 2nd half ... **1/5 at Rhode Island** - Limited to 10 minutes in 1st half with foul trouble ... 6 points, 4 rebounds, 3 assists, 1 steal in 2nd half ... Tied Greg Beckwith for most steals in Richmond history (227) when he intercepted a pass with 18:38 remaining in the 2nd half ... **12/29 at Alabama** - Led Richmond with 21 points, 4 assists, and 3 steals ... 16th 20-point game at Richmond ... Tied Tony Dobbins for second on UR's career steals list (223) ... Made a career-high v10 free throws on 11 attempts (tied career high) ... **12/18 at Old Dominion** - Registered a game-high four steals and passed Kevin Anderson (217) for third on Richmond's career steals list ... Drew two defenders and dished to Grant Golden at top of key for game-winning three-pointer with 2.0 seconds left ... **12/9** - Named A-10 Co-Player of the Week (along with Duquesne's Michael Hughes) after registering 16.5 PPG, 8.5 APG, and 5.0 SPG with no turnovers and shooting 67% from the field in a pair of wins ... His third career A-10 Player of the Week Award and second of the season ... Joined Dayton's Obi Toppin as the only players with multiple A-10 Player of the Week Awards this season ... He was also named the College Sports Madness A-10 Player of the Week ... **12/8 vs South Alabama** - Scored all of his 15 points after halftime ... Tied a career high with 8 rebounds ... Added 6 steals and 7 assists while finishing without a turnover for the second straight game ... **12/3 at Hampton** - Scored his 1,000th career point on a free throw at the 2:54 mark of the first half ... Became 48th player to score 1,000 career points at Richmond ... Finished with a career-high 10 assists and 0 turnovers, becoming the third Spiders with 10+ assists and no turnover in a game in the last 10 seasons (T.J. Cline - 2017, Trey Davis - 2016) ... **11/30 vs Boston College** - Led Richmond in points (22), rebounds (8), assists (6), and steals (5) ... Scored 16 points after halftime, 2 fewer than Boston College (18) ... Scored 13 points during 23-2 Spiders run in 2nd half that decided game **11/26 vs Auburn** - Led Richmond in assists (4) and steals (3) ... Named to the Legends Classic All-Tournament Team (8.5 PPG, 4.5 APG, 3.5 RPG, 2.0 Steals PG in 2 games) ... **11/25 vs Wisconsin** - Scored all five of his points and had a steal in game's final 3 minutes to seal win ... **11/18** - Named A-10 Co-Player of the Week (along with VCU's Marcus Santos-Silva) after registering 22.0 PPG, 5.5 APG, 4.0 SPG and shooting 65% from the field in a pair of wins ... His second career A-10 Player of the Week Award after also winning the Award on Feb. 11, 2019 ... He was also named the College Sports Madness A-10 Player of the Week ... **11/17 vs CSUN** - Scored 18 points and added 7 assists despite playing just 26 minutes, the second-fewest of his career at the time ... **11/14 vs Vanderbilt** - Recorded 7 steals, 1 shy of the school record ... 22 of his team-high 26 points came in 2nd half/OT ... Tied game with 25 seconds left in OT on a drive and reverse layup ... Final steal came with 4 seconds left in OT when he intercepted a Vanderbilt pass and flipped the ball ahead to Andre Gustavson, who was fouled just before the buzzer and went on to make the game-winning free throw ... Passed John Davis for 4th on Richmond's career steals list, finishing game with 190 ... **11/8 vs Saint Francis** - Recorded team-high 8 Ast, 5 steals to go with 24 points ... second A-10 player in last 5 years with 24 Pts, 8 Ast, 5 steals in game (Jaylen Adams (SBU) - 12/9/17 ... Intercepted a pass and was fouled with 27 seconds remaining, made two ensuing free throws to force OT

Most Career Steals, Richmond History

| Name | Steals | Games |
|-------------------------|------------|-----------|
| 1. Jacob Gilyard | 260 | 89 |
| 1. Greg Beckwith | 227 | 116 |
| 3. Tony Dobbins | 223 | 97 |

Most Career Assists, Richmond History

| Name | Assists | Games |
|-------------------------|------------|-----------|
| 1. Greg Beckwith | 573 | 116 |
| 2. Scott Ungerer | 479 | 120 |
| 3. Ken Atkinson | 464 | 125 |
| 4. Jacob Gilyard | 432 | 89 |

Most Career 3-Pointers, Spiders History

| Name | 3-Pts | Games |
|-------------------------|------------|-----------|
| 1. Kendall Anthony | 270 | 134 |
| 2. Jonathan Baker | 241 | 114 |
| 3. David Gonzalez | 237 | 131 |
| 4. Reggie Brown | 235 | 137 |
| 5. ShawnDre' Jones | 227 | 132 |
| 6. Mike Skrocki | 220 | 127 |
| 7. Darien Brothers | 205 | 131 |
| 8. Jacob Gilyard | 180 | 89 |

PRESEASON

- Named First Team Preseason All-Atlantic 10 and Preseason All-Atlantic 10 Defensive Team in October ... Fifth Spider to earn First Team Preseason All-A-10 honors under Chris Mooney, joining Kevin Anderson (2009, 10), Kendall Anthony (2014), T.J. Cline (2016), and Grant Golden (2018) ... Second Spider to be named to Preseason All-Defensive Team twice under Chris Mooney, joining Alonzo Nelson-Ododa (2013-14)

SOPHOMORE (2018-19)

- Selected Second Team All-Conference and named to All-Defense Team by Atlantic 10 ... First Spider to make All-Defense team since Darrius Garrett in 2012 and second Spiders sophomore to ever make First Team or Second Team All-Atlantic 10 (Kevin Anderson - 2009)
- Named Second Team All-District 4 (Atlantic 10) by National Association of Basketball Coaches (NABC) and A-10 Player of the Year by Hoops HD
- Has totaled 868 points, 290 assists, and 177 steals in two seasons ... Since 1992, the only other D-I players to reach those totals by the end of their sophomore seasons are Jason Kidd and Allen Iverson
- Set UR records for assists (290), steals (177), and three-pointers (132) by a player in his first two seasons ... 868 points are fifth-most ever by Spider in his first two seasons
- Scored 17.9 points per game during conference play, best in the A-10 ... Over full season, averaged 16.2 points per game, fifth best in the conference
- Led A-10 and ranked seventh in D-I with 2.84 steals per game ... 88 steals were second most in a season in school history, trailing only his 89 in 2017-18
- Ranked fourth in A-10 in assists per game (5.2) and second in A-10 in assist-to-turnover ratio (2.13) ... 160 assists were fifth most in a season in school history
- Ranked third in A-10 in minutes per game (37.3), the most by a Spider since 2002 (Scott Ungerer - 38.4) ... Played 40 minutes in 12 games
- Made a team-high 74 three-point field goals, third most in the A-10 and tied for 12th most in a season in school history ... Tied school record with eight three-pointers at Dayton on January 6
- Recorded third-highest FG pct (47.2) among D-I players under six feet (among qualifiers)





#0 JACOB GILYARD (CONTINUED)

FRESHMAN (2017-18)

- Set Spiders single-season record with 89 steals, breaking mark held by Tony Dobbins (85 in 2003-04) ... Recorded most steals by D-I freshman since Marcus Smart in 2012-13 ... Averaged 2.78 steals per game, sixth most in D-I
- Played team-high 36.5 minutes per game, third most among D-I freshmen and sixth most for any player in the A-10 ... 1,167 minutes played were most by freshman in Spiders history
- Set Spiders record for assists by a freshman, finishing with 130 assists to break the mark held by Ken Atkinson (115) since 1986-87 ... 130 assists were ninth-most in a season in Spiders history ... Averaged 4.1 assists per game, 18th most by D-I freshman, second most by A-10 freshman, and 10th most of any A-10 player
- 2.41 assist-to-turnover ratio ranked fifth among D-I freshmen and third most of any A-10 player (minimum three assists per game)
- Averaged 11.4 points per game, fourth-most by a true freshman for Richmond in last 20 years and most by a Spiders true freshman since Kendall Anthony in 2011-12 (13.0) ... ranked seventh among A-10 freshmen in scoring ... 366 total points were tied for sixth most by a freshman in Spiders history
- Made 83.6 percent of his free throws (56-67), best on the team and the 10th-best single-season rate in Spiders history (minimum 50 attempts)

HIGH SCHOOL

- Advanced to state title game in three of his four seasons, winning Barstow's first state title since 1995 as a sophomore in 2015
- Missouri Class 3 All-State selection after sophomore, junior, and senior seasons ... named Missouri Class 3 Player of the Year in 2017
- Averaged 33.2 points and 7.0 assists per game as senior ... won DiRenna Award, given to the top high school basketball player in the Kansas City area
- Set Barstow single-game school scoring record with 50 points vs Washington on Dec. 5, 2016
- Played for Billy Thomas, who appeared in 53 NBA games over three seasons and was a third-team All-Big 12 selection following his senior season at Kansas in 1998

PERSONAL

- Son of Rodney and Tanya
- Father Rodney graduated from Ottawa University (Kan.) in 1992 as school's career leaders in assists and steals ... inducted into Ottawa's Athletics Hall of Fame in 2015
- Has two older siblings (Chris and Marleigh) and one younger sibling (Roman)
- Born on July 14, 1998

GAMELOGS

| Opponent | Date | GS | MIN | Total | | 3-Pointers | | Free throws | | Rebounds | | | | PF | A | T/O | BLK | STL | PTS | AVG |
|--------------------|------------|----|------------------|----------------|-------------|---------------|-------------|--------------|-------------|-----------|-----------|-----------|------------|-----------|------------|-----------|----------|-----------|------------|-------------|
| | | | | FG-FGA | PCT | 3FG-3FGA | PCT | FT-FTA | PCT | OFF | DEF | TOT | AVG | | | | | | | |
| Saint Francis (PA) | 11/08/2019 | * | 42:40 | 7-11 | .636 | 2-6 | .333 | 8-11 | .727 | 0 | 1 | 1 | 1.0 | 1 | 8 | 1 | 0 | 5 | 24 | 24.0 |
| Vanderbilt | 11/14/2019 | * | 40:01 | 8-14 | .571 | 4-7 | .571 | 6-6 | 1.000 | 0 | 2 | 2 | 1.5 | 1 | 4 | 4 | 0 | 7 | 26 | 25.0 |
| CSUN | 11/17/2019 | * | 26:14 | 7-9 | .778 | 4-6 | .667 | 0-0 | .000 | 0 | 3 | 3 | 2.0 | 2 | 7 | 1 | 0 | 1 | 18 | 22.7 |
| McNeese | 11/22/2019 | * | 30:12 | 5-7 | .714 | 4-5 | .800 | 1-2 | .500 | 0 | 3 | 3 | 2.3 | 3 | 6 | 2 | 0 | 3 | 15 | 20.8 |
| vs Wisconsin | 11/25/2019 | * | 38:05 | 1-5 | .200 | 1-3 | .333 | 2-2 | 1.000 | 0 | 3 | 3 | 2.4 | 1 | 5 | 3 | 0 | 1 | 5 | 17.6 |
| vs Auburn | 11/26/2019 | * | 36:10 | 6-12 | .500 | 0-2 | .000 | 0-0 | .000 | 0 | 4 | 4 | 2.7 | 2 | 4 | 1 | 0 | 3 | 12 | 16.7 |
| Boston College | 11/30/2019 | * | 36:05 | 9-16 | .563 | 4-8 | .500 | 0-0 | .000 | 0 | 8 | 8 | 3.4 | 1 | 6 | 2 | 0 | 5 | 22 | 17.4 |
| at Hampton | 12/03/2019 | * | 38:00 | 6-10 | .600 | 4-7 | .571 | 2-3 | .667 | 1 | 3 | 4 | 3.5 | 2 | 10 | 0 | 0 | 4 | 18 | 17.5 |
| South Alabama | 12/08/2019 | * | 36:51 | 6-8 | .750 | 3-5 | .600 | 0-0 | .000 | 1 | 7 | 8 | 4.0 | 0 | 7 | 0 | 1 | 6 | 15 | 17.2 |
| Col. of Charleston | 12/14/2019 | * | 38:41 | 2-6 | .333 | 1-5 | .200 | 2-2 | 1.000 | 1 | 5 | 6 | 4.2 | 2 | 8 | 4 | 0 | 3 | 7 | 16.2 |
| at Old Dominion | 12/18/2019 | * | 40:00 | 2-8 | .250 | 0-3 | .000 | 2-2 | 1.000 | 0 | 3 | 3 | 4.1 | 1 | 4 | 0 | 1 | 4 | 6 | 15.3 |
| vs Radford | 12/22/2019 | * | 38:48 | 3-10 | .300 | 2-6 | .333 | 2-2 | 1.000 | 1 | 2 | 3 | 4.0 | 3 | 6 | 4 | 0 | 1 | 10 | 14.8 |
| at Alabama | 12/29/2019 | * | 38:45 | 5-10 | .500 | 1-3 | .333 | 10-11 | .909 | 1 | 1 | 2 | 3.8 | 1 | 4 | 1 | 0 | 3 | 21 | 15.3 |
| Saint Joseph's | 01/02/2020 | * | 29:45 | 6-13 | .462 | 1-6 | .167 | 0-0 | .000 | 1 | 3 | 4 | 3.9 | 1 | 3 | 1 | 0 | 2 | 13 | 15.1 |
| at Rhode Island | 01/05/2020 | * | 29:32 | 3-9 | .333 | 0-3 | .000 | 0-0 | .000 | 1 | 4 | 5 | 3.9 | 2 | 4 | 0 | 0 | 2 | 6 | 14.5 |
| Saint Louis | 01/11/2020 | * | 38:21 | 1-7 | .143 | 0-5 | .000 | 0-0 | .000 | 0 | 1 | 1 | 3.8 | 4 | 1 | 5 | 0 | 3 | 2 | 13.8 |
| at Davidson | 01/14/2020 | * | 40:00 | 4-11 | .364 | 4-7 | .571 | 4-4 | 1.000 | 0 | 5 | 5 | 3.8 | 2 | 7 | 2 | 0 | 3 | 16 | 13.9 |
| at George Mason | 01/18/2020 | * | 39:33 | 6-9 | .667 | 0-3 | .000 | 8-8 | 1.000 | 0 | 2 | 2 | 3.7 | 2 | 8 | 1 | 0 | 3 | 20 | 14.2 |
| La Salle | 01/22/2020 | * | 36:44 | 2-6 | .333 | 1-5 | .200 | 5-7 | .714 | 0 | 2 | 2 | 3.6 | 1 | 5 | 4 | 0 | 3 | 10 | 14.0 |
| Dayton | 01/25/2020 | * | 40:00 | 9-17 | .529 | 5-8 | .625 | 6-7 | .857 | 0 | 2 | 2 | 3.6 | 3 | 4 | 3 | 1 | 3 | 29 | 14.8 |
| at VCU | 01/28/2020 | * | 40:00 | 3-7 | .429 | 2-5 | .400 | 2-2 | 1.000 | 0 | 2 | 2 | 3.5 | 1 | 5 | 5 | 0 | 3 | 10 | 14.5 |
| George Washington | 02/01/2020 | * | 30:27 | 1-5 | .200 | 0-3 | .000 | 2-4 | .500 | 0 | 1 | 1 | 3.4 | 0 | 9 | 0 | 0 | 4 | 4 | 14.0 |
| at Fordham | 02/08/2020 | * | 38:06 | 7-11 | .636 | 3-7 | .429 | 5-8 | .625 | 0 | 2 | 2 | 3.3 | 3 | 3 | 1 | 0 | 2 | 22 | 14.4 |
| at La Salle | 02/12/2020 | * | 28:10 | 1-4 | .250 | 0-3 | .000 | 0-0 | .000 | 0 | 1 | 1 | 3.2 | 0 | 5 | 0 | 0 | 2 | 2 | 13.9 |
| VCU | 02/15/2020 | * | 40:00 | 4-9 | .444 | 2-4 | .500 | 0-1 | .000 | 1 | 1 | 2 | 3.2 | 2 | 6 | 3 | 0 | 5 | 10 | 13.7 |
| George Mason | 02/19/2020 | * | 30:58 | 2-7 | .286 | 0-2 | .000 | 0-0 | .000 | 2 | 1 | 3 | 3.2 | 4 | 3 | 1 | 1 | 2 | 4 | 13.3 |
| Totals | | | 26 942:08 | 116-241 | .481 | 48-127 | .378 | 67-82 | .817 | 10 | 72 | 82 | 3.2 | 45 | 142 | 49 | 4 | 83 | 347 | 13.3 |





#1 BLAKE FRANCIS **G | R-JR | 6'0" | 176** **HERNDON, VA** **WESTFIELD/WAGNER**

CAREER HIGHS

| Statistic | Value | |
|--------------|-------|---|
| Points | 29 | vs Bryant 02/08/18, at Hampton 12/03/19 |
| Rebounds | 7 | vs Sacred Heart 01/04/18 |
| Assists | 6 | vs Wisconsin 11/25/19, at Hampton 12/03/19 |
| Steals | 7 | vs Mercy 12/10/17 |
| Blocks | 1 | vs American 11/18/17 |
| FG Made | 9 | 4 times |
| FG Attempts | 21 | at Dayton 12/23/17 |
| 3FG Made | 6 | at Saint Francis (PA) 01/26/18, vs Bryant 02/08/18, at Hampton 12/03/19 |
| 3FG Attempts | 13 | vs LIU 03/06/18 |
| FT Made | 9 | at NJIT 11/11/17, at Rider 12/16/17 |
| FT Attempts | 11 | at NJIT 11/11/17 |

CAREER STATS

| SEASON | TEAM | GP-GS | MIN/AVG | Field Goals | | 3-Point | | F-Throws | | Rebounds | | | | Scoring | | | |
|---------------------|--------------|------------------|----------------|-------------|----------------|-------------|----------------|-------------|-----------|-----------|------------|------------|--------------|------------|------------|-------------|------------------|
| | | | | FG-FGA | FG% | 3FG-FGA | 3FG% | FT-FTA | FT% | OFF | DEF | TOT | AVG | PF-FO | AST | TO | BLK/STL |
| 2016-17 | WC | 28-3 | 575/20.5 | 64-151 | .424 | 43-102 | .422 | 30-40 | .750 | 20 | 18 | 38 | 1.4 | 66-1 | 31 | 21 | 0 18 |
| 2017-18 | WC | 32-22 | 1046/32.7 | 182-423 | .430 | 102-254 | .402 | 87-108 | .806 | 20 | 40 | 60 | 1.9 | 81-2 | 54 | 48 | 1 52 |
| 2019-20 | UR | 20-20 | 652/32.6 | 119-285 | .418 | 54-147 | .367 | 49-60 | .817 | 11 | 34 | 45 | 2.3 | 32-0 | 45 | 45 | 0 23 |
| TOTAL FOR UR | 20-20 | 652/32.6 | 119-285 | .418 | 54-147 | .367 | 49-60 | .817 | 11 | 34 | 45 | 2.3 | 32-0 | 45 | 45 | 0 23 | 341 17.1 |
| TOTAL | 80-45 | 2273/28.4 | 365-859 | .425 | 199-503 | .396 | 166-208 | .798 | 51 | 92 | 143 | 1.8 | 179-3 | 130 | 114 | 1 93 | 1095 13.7 |

REDSHIRT JUNIOR (2019-20)

2/8 at Fordham - Returned after missing 4 weeks with a fractured sternum ... Scored 18 points, including a team-high 12 in the 1st half ... **1/16** - Richmond announced that Francis is expected to miss 4-6 weeks while recovering from his fractured sternum ... **1/14 at Davidson** - Missed first game as a Spider due to a fractured sternum ... **1/11 vs Saint Louis** - Fractured his sternum when he was crashed into during a loose-ball scrum at the foul line with 2:00 remaining in the game and did not return ... **1/5 at Rhode Island** - Scored 10 of his 13 points in the 1st half, including 7 during an 18-4 Spiders run at end of half with Gilyard on bench with foul trouble ... Helped (with Andre Gustavson) hold A-10 leading scorer Fatts Russell to 3 points on 1-12 shooting ... **1/2 vs Saint Joseph's** - Scored his 1,000th collegiate career point on a free throw with 14:04 remaining in the 2nd half ... Finished with a game-high 23 points ... Scored final 7 points of 1st half to cap 26-4 Spiders run ... Helped (with Andre Gustavson) hold A-10 leading scorer Ryan Daly to 8 points and forced him into 6 turnovers ... **12/18 at Old Dominion** - Broke a 56-56 tie with a corner three-pointer off an inbounds pass with 3:10 remaining ... **12/14 vs Charleston** - Scored a team-high 20 points, his fourth 20-point game at Richmond ... **12/3 at Hampton** - Tied career highs in points (29), three-pointers (6), and assists (6) ... Most points scored by a Spider since Grant Golden scored 33 vs Wyoming on Nov. 21, 2018 ... **11/25 vs Wisconsin** - Scored 16 of his game-high 19 points in the first half ... Added a career-high 6 assists ... Led Richmond in scoring for second straight game ... **11/22 vs McNeese** - Led the Spiders in scoring with 20 points, the first time he's led the team in scoring ... **11/14 vs Vanderbilt** - Scored 24 points, second most on the team ... Started Spiders comeback from a 4-point OT deficit with a three-pointer at the 2:49 mark of OT ... Collapsed under Spiders basket after hyper-extending his left knee with 59 seconds left in OT but returned to the game ... **11/8 vs Saint Francis** - Started Spiders 10-point comeback to force OT with a three-pointer with 1:31 remaining ... assisted on game-winning field goal when he drove the baseline and found a cutting Nathan Cayo for a layup with 55 seconds remaining in OT

2018-19

- Signed with the Spiders on April 10, 2018 after receiving interest from many schools, including St. Bonaventure and Loyola-Chicago, following his announcement that he would transfer from Wagner ... Sat out season due to NCAA transfer regulations

SOPHOMORE (2017-18 • WAGNER COLLEGE)

- Averaged team-high 17.3 points per game, the fifth-best mark in the Northeast Conference
- Set school record with 102 three-pointers ... Led NEC in three-pointers and tied for 26th in Division I
- Led team in 3-pt FG pct (40.2 - 8th in NEC) & FT pct (80.6 - 4th in NEC)
- Recorded team-high 52 steals, fifth most in the conference
- Led Wagner to 23-10 record and regular-season conference title
- Scored team-high 23 points in loss at Baylor in first round of NIT
- Scored career-high 29 points in win vs Bryant on February 8
- Second-Team All-Northeast Conference selection

FRESHMAN (2016-17 • WAGNER COLLEGE)

- Averaged 7.2 points while appearing in 28 games with three starts
- Led team in three-point field goal percentage at 42.2 percent, the second-best mark in the conference ... Ranked 19th among D-I freshmen in three-point shooting (minimum 100 attempts)
- Team's leading scorer off the bench (188 points)
- Scored season-high 20 points in win vs eventual league champion Mount St. Mary's on February 16
- Made first career start in third game of season, a 73-65 win at American on November 22

HIGH SCHOOL

- Averaged 20.1 points as a senior at Westfield High School (Chantilly, Va.)
- Led team to 6A state title in 2016 ... earned Second Team All-State honors
- Named fourth-team All-Met selection by The Washington Post following his senior season
- Also earned All-State honors following his junior season
- Team compiled a 62-18 overall record (27-8 conference record) during his three seasons at Westfield
- Graduated as leading scorer in school history (1,390 points)

PERSONAL

- Son of Cissy and Carl
- Father Carl is the Director of Communications for the NFL Players Association ... he attended Virginia Union and played linebacker for four seasons
- Brother Branden played football at Liberty University from 2010-13
- Cousin Tyler Thornton played basketball at Duke University from 2010-14, appearing in 139 games for the Blue Devils
- Cousin Marques Hagans was a starting QB at the University of Virginia from 2004-05 and was drafted by the Rams in the fifth round of the 2006 NFL Draft ... Appeared in 10 NFL games over two seasons with four different teams, totaling nine receptions for 108 yards
- Played one season of AAU basketball with current teammate Grant Golden on the Fairfax Stars while in middle school
- Born on January 3, 1998





#1 BLAKE FRANCIS (CONTINUED)

GAMELOGS

| Opponent | Date | GS | MIN | Total | | 3-Pointers | | Free throws | | Rebounds | | | | PF | A | T/O | BLK | STL | PTS | AVG |
|--------------------|------------|-----------|---------------|----------------|-------------|---------------|-------------|--------------|-------------|-----------|-----------|-----------|------------|-----------|-----------|-----------|----------|-----------|------------|-------------|
| | | | | FG-FGA | PCT | 3FG-3FGA | PCT | FT-FTA | PCT | OFF | DEF | TOT | AVG | | | | | | | |
| Saint Francis (PA) | 11/08/2019 | * | 30:12 | 5-14 | .357 | 3-5 | .600 | 1-2 | .500 | 3 | 1 | 4 | 4.0 | 2 | 1 | 2 | 0 | 1 | 14 | 14.0 |
| Vanderbilt | 11/14/2019 | * | 33:08 | 9-17 | .529 | 3-9 | .333 | 3-4 | .750 | 0 | 4 | 4 | 4.0 | 4 | 1 | 3 | 0 | 0 | 24 | 19.0 |
| CSUN | 11/17/2019 | * | 25:38 | 6-10 | .600 | 3-6 | .500 | 1-2 | .500 | 0 | 2 | 2 | 3.3 | 0 | 4 | 0 | 0 | 2 | 16 | 18.0 |
| McNeese | 11/22/2019 | * | 26:34 | 6-14 | .429 | 3-8 | .375 | 5-5 | 1.000 | 0 | 0 | 0 | 2.5 | 1 | 3 | 2 | 0 | 3 | 20 | 18.5 |
| vs Wisconsin | 11/25/2019 | * | 35:17 | 8-18 | .444 | 3-9 | .333 | 0-0 | .000 | 0 | 0 | 0 | 2.0 | 0 | 6 | 2 | 0 | 1 | 19 | 18.6 |
| vs Auburn | 11/26/2019 | * | 35:06 | 3-14 | .214 | 0-6 | .000 | 1-2 | .500 | 1 | 1 | 2 | 2.0 | 2 | 1 | 3 | 0 | 1 | 7 | 16.7 |
| Boston College | 11/30/2019 | * | 31:25 | 6-12 | .500 | 4-7 | .571 | 2-2 | 1.000 | 0 | 4 | 4 | 2.3 | 2 | 2 | 2 | 0 | 1 | 18 | 16.9 |
| at Hampton | 12/03/2019 | * | 36:00 | 9-18 | .500 | 6-9 | .667 | 5-5 | 1.000 | 0 | 2 | 2 | 2.3 | 1 | 6 | 1 | 0 | 0 | 29 | 18.4 |
| South Alabama | 12/08/2019 | * | 32:23 | 4-10 | .400 | 3-6 | .500 | 4-4 | 1.000 | 0 | 1 | 1 | 2.1 | 1 | 4 | 2 | 0 | 0 | 15 | 18.0 |
| Col. of Charleston | 12/14/2019 | * | 32:24 | 6-14 | .429 | 4-9 | .444 | 4-4 | 1.000 | 1 | 2 | 3 | 2.2 | 2 | 3 | 1 | 0 | 1 | 20 | 18.2 |
| at Old Dominion | 12/18/2019 | * | 33:00 | 7-17 | .412 | 3-7 | .429 | 1-2 | .500 | 1 | 3 | 4 | 2.4 | 3 | 3 | 4 | 0 | 2 | 18 | 18.2 |
| vs Radford | 12/22/2019 | * | 36:47 | 6-17 | .353 | 2-9 | .222 | 4-6 | .667 | 0 | 1 | 1 | 2.3 | 4 | 1 | 2 | 0 | 2 | 18 | 18.2 |
| at Alabama | 12/29/2019 | * | 36:39 | 5-19 | .263 | 0-8 | .000 | 4-4 | 1.000 | 2 | 0 | 2 | 2.2 | 1 | 1 | 2 | 0 | 1 | 14 | 17.8 |
| Saint Joseph's | 01/02/2020 | * | 30:37 | 8-16 | .500 | 2-6 | .333 | 5-5 | 1.000 | 0 | 3 | 3 | 2.3 | 2 | 0 | 1 | 0 | 2 | 23 | 18.2 |
| at Rhode Island | 01/05/2020 | * | 36:36 | 5-12 | .417 | 3-7 | .429 | 0-0 | .000 | 0 | 3 | 3 | 2.3 | 1 | 0 | 4 | 0 | 1 | 13 | 17.9 |
| Saint Louis | 01/11/2020 | * | 30:52 | 6-13 | .462 | 2-8 | .250 | 0-0 | .000 | 0 | 1 | 1 | 2.3 | 1 | 0 | 5 | 0 | 1 | 14 | 17.6 |
| at Fordham | 02/08/2020 | * | 32:21 | 5-12 | .417 | 4-9 | .444 | 4-6 | .667 | 0 | 2 | 2 | 2.2 | 2 | 1 | 1 | 0 | 0 | 18 | 17.6 |
| at La Salle | 02/12/2020 | * | 26:53 | 5-11 | .455 | 1-3 | .333 | 3-3 | 1.000 | 1 | 4 | 5 | 2.4 | 0 | 3 | 2 | 0 | 1 | 14 | 17.4 |
| VCU | 02/15/2020 | * | 33:15 | 4-14 | .286 | 4-10 | .400 | 1-2 | .500 | 1 | 0 | 1 | 2.3 | 2 | 2 | 4 | 0 | 1 | 13 | 17.2 |
| George Mason | 02/19/2020 | * | 36:23 | 6-13 | .462 | 1-6 | .167 | 1-2 | .500 | 1 | 0 | 1 | 2.3 | 1 | 3 | 2 | 0 | 2 | 14 | 17.1 |
| Totals | | 20 | 651:30 | 119-285 | .418 | 54-147 | .367 | 49-60 | .817 | 11 | 34 | 45 | 2.3 | 32 | 45 | 45 | 0 | 23 | 341 | 17.1 |





#2 SOULEYMANE KOUREISSI
F | SO | 6'9" | 215
HARLEM, NY
IONA PREP

CAREER HIGHS

| Statistic | Value | |
|--------------|-------|--|
| Points | 10 | vs George Washington 02/09/19, vs Coppin St. 12/05/18 |
| Rebounds | 5 | vs George Washington 02/09/19 |
| Assists | 2 | vs Wake Forest 12/01/18 |
| Steals | 2 | vs Wisconsin 11/25/19, at VCU 01/28/20, vs La Salle 01/22/20 |
| Blocks | 2 | vs CSUN 11/17/19, vs Boston College 11/30/19 |
| FG Made | 3 | vs Coppin St. 12/05/18 |
| FG Attempts | 6 | vs Coppin St. 12/05/18 |
| 3FG Made | 2 | vs Coppin St. 12/05/18 |
| 3FG Attempts | 5 | vs Coppin St. 12/05/18 |
| FT Made | 5 | vs George Washington 02/09/19 |
| FT Attempts | 8 | vs George Washington 02/09/19 |

CAREER STATS

| | | | | | Field Goals | | 3-Point | | F-Throws | | Rebounds | | | | | | | | | | Scoring | |
|---------|------|-------|-----|-----|-------------|------|---------|------|----------|------|----------|-----|-----|-----|-------|-----|----|-----|-----|-----|---------|--|
| SEASON | TEAM | GP-GS | MIN | AVG | FG-FGA | FG% | 3FG-FGA | 3FG% | FT-FTA | FT% | OFF | DEF | TOT | AVG | PF-FO | AST | TO | BLK | STL | PTS | AVG | |
| 2018-19 | UR | 26-0 | 169 | 6.5 | 20-39 | .513 | 4-16 | .250 | 15-26 | .577 | 6 | 20 | 26 | 1.0 | 26-0 | 5 | 6 | 0 | 4 | 59 | 2.3 | |
| 2019-20 | UR | 26-2 | 201 | 7.7 | 16-31 | .516 | 2-6 | .333 | 6-10 | .600 | 14 | 18 | 32 | 1.2 | 46-0 | 6 | 16 | 7 | 8 | 40 | 1.5 | |
| TOTAL | | 52-2 | 370 | 7.1 | 36-70 | .514 | 6-22 | .273 | 21-36 | .583 | 20 | 38 | 58 | 1.1 | 72-0 | 11 | 22 | 7 | 12 | 99 | 1.9 | |

GAMELOGS

| Opponent | Date | GS | MIN | Total | | 3-Pointers | | Free throws | | Rebounds | | | PF | A | T/O | BLK | STL | PTS | AVG | | |
|--------------------|------------|----|-------|--------|-------|------------|-------|-------------|-------|----------|-----|-----|-----|-----|-----|-----|-----|-----|-----|-----|-----|
| | | | | FG-FGA | PCT | 3FG-3FGA | PCT | FT-FTA | PCT | OFF | DEF | TOT | AVG | | | | | | | | |
| Saint Francis (PA) | 11/08/2019 | | 06:44 | 0-0 | .000 | 0-0 | .000 | 0-0 | .000 | 0 | 1 | 1 | 1.0 | 2 | 0 | 0 | 0 | 0 | 0.0 | | |
| Vanderbilt | 11/14/2019 | | 07:49 | 0-0 | .000 | 0-0 | .000 | 0-0 | .000 | 0 | 1 | 1 | 1.0 | 1 | 1 | 0 | 0 | 0 | 0.0 | | |
| CSUN | 11/17/2019 | | 14:05 | 2-3 | .667 | 0-0 | .000 | 1-1 | 1.000 | 2 | 1 | 3 | 1.7 | 3 | 1 | 2 | 0 | 5 | 1.7 | | |
| McNeese | 11/22/2019 | | 13:56 | 2-2 | 1.000 | 1-1 | 1.000 | 1-1 | 1.000 | 2 | 1 | 3 | 2.0 | 0 | 1 | 0 | 1 | 0 | 6 | 2.8 | |
| vs Wisconsin | 11/25/2019 | | 08:30 | 1-1 | 1.000 | 0-0 | .000 | 0-0 | .000 | 1 | 2 | 3 | 2.2 | 4 | 0 | 1 | 0 | 2 | 2 | 2.6 | |
| vs Auburn | 11/26/2019 | | 09:29 | 2-4 | .500 | 0-0 | .000 | 0-0 | .000 | 2 | 0 | 2 | 2.2 | 2 | 0 | 0 | 0 | 0 | 4 | 2.8 | |
| Boston College | 11/30/2019 | * | 13:33 | 1-2 | .500 | 0-0 | .000 | 0-0 | .000 | 0 | 1 | 1 | 2.0 | 3 | 0 | 4 | 2 | 0 | 2 | 2.7 | |
| at Hampton | 12/03/2019 | * | 14:00 | 0-1 | .000 | 0-0 | .000 | 0-0 | .000 | 3 | 0 | 3 | 2.1 | 4 | 0 | 2 | 0 | 0 | 0 | 2.4 | |
| South Alabama | 12/08/2019 | | 06:31 | 0-1 | .000 | 0-1 | .000 | 0-0 | .000 | 0 | 1 | 1 | 2.0 | 1 | 0 | 1 | 0 | 0 | 0 | 2.1 | |
| Col. of Charleston | 12/14/2019 | | 09:17 | 2-2 | 1.000 | 0-0 | .000 | 0-0 | .000 | 1 | 0 | 1 | 1.9 | 1 | 1 | 0 | 0 | 0 | 4 | 2.3 | |
| at Old Dominion | 12/18/2019 | | 03:00 | 0-0 | .000 | 0-0 | .000 | 0-0 | .000 | 0 | 1 | 1 | 1.8 | 3 | 0 | 0 | 0 | 0 | 0 | 2.1 | |
| vs Radford | 12/22/2019 | | 07:03 | 1-1 | 1.000 | 0-0 | .000 | 0-0 | .000 | 2 | 0 | 2 | 1.8 | 1 | 0 | 1 | 0 | 0 | 2 | 2.1 | |
| at Alabama | 12/29/2019 | | 08:41 | 1-1 | 1.000 | 0-0 | .000 | 0-0 | .000 | 0 | 0 | 0 | 1.7 | 3 | 0 | 1 | 0 | 0 | 2 | 2.1 | |
| Saint Joseph's | 01/02/2020 | | 08:19 | 1-3 | .333 | 1-2 | .500 | 0-0 | .000 | 0 | 2 | 2 | 1.7 | 0 | 0 | 0 | 0 | 0 | 3 | 2.1 | |
| at Rhode Island | 01/05/2020 | | 01:48 | 0-0 | .000 | 0-0 | .000 | 0-0 | .000 | 0 | 0 | 0 | 1.6 | 1 | 0 | 0 | 0 | 0 | 0 | 2.0 | |
| Saint Louis | 01/11/2020 | | 04:55 | 0-0 | .000 | 0-0 | .000 | 0-0 | .000 | 0 | 0 | 0 | 1.5 | 2 | 1 | 0 | 0 | 0 | 0 | 1.9 | |
| at Davidson | 01/14/2020 | | 05:11 | 1-2 | .500 | 0-0 | .000 | 0-0 | .000 | 0 | 1 | 1 | 1.5 | 2 | 0 | 0 | 0 | 1 | 2 | 1.9 | |
| at George Mason | 01/18/2020 | | 06:46 | 0-1 | .000 | 0-0 | .000 | 0-2 | .000 | 0 | 0 | 0 | 1.4 | 2 | 0 | 0 | 1 | 1 | 0 | 1.8 | |
| La Salle | 01/22/2020 | | 09:16 | 0-0 | .000 | 0-0 | .000 | 4-4 | 1.000 | 2 | 3 | 3 | 1.5 | 1 | 0 | 1 | 0 | 2 | 4 | 1.9 | |
| Dayton | 01/25/2020 | | 04:28 | 0-1 | .000 | 0-0 | .000 | 0-0 | .000 | 0 | 0 | 0 | 1.4 | 2 | 0 | 0 | 0 | 0 | 0 | 1.8 | |
| at VCU | 01/28/2020 | | 12:09 | 1-4 | .250 | 0-1 | .000 | 0-0 | .000 | 1 | 0 | 1 | 1.4 | 3 | 0 | 1 | 0 | 2 | 2 | 1.8 | |
| George Washington | 02/01/2020 | | 09:53 | 1-2 | .500 | 0-1 | .000 | 0-0 | .000 | 0 | 1 | 1 | 1.4 | 2 | 0 | 0 | 0 | 0 | 2 | 1.8 | |
| at Fordham | 02/08/2020 | | 04:47 | 0-0 | .000 | 0-0 | .000 | 0-0 | .000 | 0 | 1 | 1 | 1.3 | 1 | 0 | 0 | 0 | 0 | 0 | 1.7 | |
| at La Salle | 02/12/2020 | | 07:44 | 0-0 | .000 | 0-0 | .000 | 0-2 | .000 | 0 | 0 | 0 | 1.3 | 1 | 1 | 1 | 1 | 0 | 0 | 1.7 | |
| VCU | 02/15/2020 | | 01:24 | 0-0 | .000 | 0-0 | .000 | 0-0 | .000 | 0 | 1 | 1 | 1.3 | 0 | 0 | 2 | 0 | 0 | 0 | 1.6 | |
| George Mason | 02/19/2020 | | 01:50 | 0-0 | .000 | 0-0 | .000 | 0-0 | .000 | 0 | 0 | 0 | 1.2 | 1 | 0 | 0 | 0 | 0 | 0 | 1.5 | |
| Totals | | | 2 | 201:08 | 16-31 | .516 | 2-6 | .333 | 6-10 | .600 | 14 | 18 | 32 | 1.2 | 46 | 6 | 16 | 7 | 8 | 40 | 1.5 |

SOPHOMORE (2019-20)

2/1 vs George Washington - Scored on a spin move from the right block ... **1/2 vs Saint Joseph's** - Drained a three-pointer from the wing in the 2nd half ... **12.22 at Radford** - Scored on a putback after grabbing an offensive rebound in the first half ... **12.18 at Old Dominion** - Limited to season-low 3 minutes with foul trouble ... **12.3 at Hampton** - Made his second career start ... Limited to 14 minutes by foul trouble ... **11.30 vs Boston College** - Made first career start, filling in for an injured Grant Golden in the starting lineup ... **11.25 vs Wisconsin** - Sealed Richmond win with offensive tip with 2 minutes remaining ... Played in front of approximately 30 family & friends ... **11.22 vs McNeese** - Made a three-pointer and registered an 'And-1' after an offensive rebound to finish with 6 points ... **11.17 vs CSUN** - First player off the bench ... Led Richmond's bench with 5 points

FRESHMAN (2018-19)

- Averaged 2.3 points and 1.0 rebounds in 26 games
- Shot 51.3 percent from the field, second best on the team and the best by a Spiders true freshman since 2012-13 (Terry Allen - 55.0 percent)
- Registered two double-digit scoring games, tied for eighth most on the team
- Signed with the Spiders on November 9, 2017 after choosing Richmond from a group of more than a dozen Division I offers, including Minnesota in the Big Ten and Seton Hall in the Big East ... First signee in Richmond's Class of 2018

HIGH SCHOOL

- Attended Iona Preparatory School in New Rochelle, N.Y., a member of New York's Catholic High Schools Athletics Association
- Scored a team-high 16.3 points per game while shooting 61 percent from the field as a senior ... Added 8.5 rebounds per game
- Led team to a share of league's regular-season title in 2018
- Named First Team All-Westchester/Putnam County
- Named Second Team All-CHSAA
- Rated as the No. 8 recruit in the state of New York by 247sports.com
- Born on June 27, 1999
- Name is pronounced SAHL-uh-mon ker-ESS-ee





#3 TYLER BURTON
F | FR | 6'7" | 195
UXBRIDGE, MA
MARIANAPOLIS PREP (CT)

FRESHMAN (2019-20)

2/12 at La Salle - Scored a team-high 10 of his 12 points after halftime ... Led Richmond in rebounds (7) for second straight game ...

2/8 at Fordham - Recorded a team-high 9 rebounds ... Only Spider to score off bench (8 points) ... Had 6 points, 5 rebounds, 1 steal during crucial 4-minute stretch late in game in midst of game-changing 14-0 run ... **2/1 vs George Washington** - Scored 12 points, third-most on the team ... Total included a highlight reel dunk in transition in 1st half and an alley-oop layin in 2nd half ...

1/22 vs La Salle - Exploded for 14 points and a team-best 9 rebounds, both career highs ... Sealed the game with a monster baseline dunk with 2:00 remaining ...

Second straight game with career highs in points and rebounds ... 1st Spider with 14 points and 9 rebounds off the bench since Marshall Wood vs Stetson on Nov. 15, 2005 ... **1/18 at George Mason** - Recorded a career-high 12 points and led Richmond with a career-high 6 rebounds ... Made back-to-back three-pointers in 2nd half after a Mason run tied the game at 50 ... **1/5 at Rhode Island** - Played in front of a crowd of nearly 50 family and friends ... Made both of his three-point attempts, accounted for 6 of Richmond's 8 bench points ... **12/22 vs Radford** - Scored a season-high eight points, tied for fourth-most on the team ... **12/8 vs South Alabama** - Did not play due to illness ... **12/3 at Hampton** - Made his first career start, filling in for an injured Nathan Cayo ... Played a career-high 28 minutes ... **11/30 vs Boston College** - Played a career-high 23 minutes, registering 5 rebounds (career high) and 4 steals (career high) ... Started game-deciding 23-2 run in 2nd half with slam dunk off a baseline cut ... **11/26 vs Auburn** - Fouled out with 6 minutes remaining in the second half ... **11/22 vs McNeese** - Led Richmond's bench with 7 points ... **11/8 vs Saint Francis** - First man off the bench in his Spiders debut ... First career points came on a back-door cut and slam with 5:09 remaining in 1st half ... Stole pass at halfcourt and scored on breakaway dunk with 56 seconds left in regulation, the key play as Richmond erased 10-point deficit over final 1:41 of regulation

...

HIGH SCHOOL

- Signed with the Spiders on November 14, 2018 ... Received offers from several other Atlantic 10 schools, including Rhode Island and St. Bonaventure
- Two-time All-State selection at Marianapolis Prep in Thompson, Ct.
- Team captain
- Named Class B Player of the Year by the New England Preparatory School Athletic Council (NEPSAC) following his junior and senior seasons
- Averaged 20 points and 11 rebounds as a junior and 18 points and 11 rebounds as a senior
- Rated as a top-10 Class of 2019 recruit in the state of Connecticut and a top-30 recruit in New England

PERSONAL

- Son of Quinton and Lynne
- Father Quinton played basketball at Providence, leading the Friars to the NCAA Tournament in 1989 and 1990 ... He averaged over 11 points per game as a senior ... He was also recruited by Richmond and took two official visits: to Richmond and to Providence
- Born on February 11, 2000

CAREER HIGHS

| Statistic | Value | |
|--------------|-------|--|
| Points | 14 | vs La Salle 01/22/20 |
| Rebounds | 9 | at Fordham 02/08/20, vs La Salle 01/22/20 |
| Assists | 2 | vs Saint Francis (PA) 11/08/19, vs CSUN 11/17/19 |
| Steals | 4 | vs Boston College 11/30/19 |
| Blocks | 3 | vs Saint Francis (PA) 11/08/19 |
| FG Made | 6 | vs George Washington 02/01/20 |
| FG Attempts | 10 | at La Salle 02/12/20 |
| 3FG Made | 2 | at Rhode Island 01/05/20, at George Mason 01/18/20 |
| 3FG Attempts | 5 | at George Mason 01/18/20 |
| FT Made | 4 | at Fordham 02/08/20, vs La Salle 01/22/20 |
| FT Attempts | 6 | at Fordham 02/08/20 |

CAREER STATS

| | | | | Field Goals | | 3-Point | | F-Throws | | Rebounds | | | | | | | | Scoring | | | |
|---------|------|-------|-----|-------------|--------|---------|---------|----------|--------|----------|-----|-----|-----|-----|-------|-----|----|---------|-----|-----|-----|
| SEASON | TEAM | GP-GS | MIN | AVG | FG-FGA | FG% | 3FG-FGA | 3FG% | FT-FTA | FT% | OFF | DEF | TOT | AVG | PF-FO | AST | TO | BLK | STL | PTS | AVG |
| 2019-20 | UR | 25-1 | 354 | 14.2 | 41-94 | .436 | 7-31 | .226 | 23-30 | .767 | 21 | 70 | 91 | 3.6 | 44-1 | 9 | 22 | 12 | 15 | 112 | 4.5 |
| TOTAL | | 25-1 | 354 | 14.2 | 41-94 | .436 | 7-31 | .226 | 23-30 | .767 | 21 | 70 | 91 | 3.6 | 44-1 | 9 | 22 | 12 | 15 | 112 | 4.5 |

GAMELOGS

| Opponent | Date | GS | MIN | Total | | 3-Pointers | | Free throws | | Rebounds | | | | PF | A | T/O | BLK | STL | PTS | AVG |
|--------------------|------------|----|----------|--------|-------|------------|-------|-------------|-------|----------|-----|-----|-----|----|---|-----|-----|-----|-----|-----|
| | | | | FG-FGA | PCT | 3FG-3FGA | PCT | FT-FTA | PCT | OFF | DEF | TOT | AVG | | | | | | | |
| Saint Francis (PA) | 11/08/2019 | | 15:33 | 2-3 | .667 | 0-1 | .000 | 0-0 | .000 | 2 | 2 | 4 | 4.0 | 1 | 2 | 0 | 3 | 1 | 4 | 4.0 |
| Vanderbilt | 11/14/2019 | | 06:38 | 0-1 | .000 | 0-0 | .000 | 0-0 | .000 | 0 | 1 | 1 | 2.5 | 2 | 0 | 1 | 1 | 0 | 0 | 2.0 |
| CSUN | 11/17/2019 | | 16:08 | 1-4 | .250 | 0-3 | .000 | 2-2 | 1.000 | 2 | 2 | 4 | 3.0 | 2 | 2 | 0 | 0 | 0 | 4 | 2.7 |
| McNeese | 11/22/2019 | | 17:59 | 3-4 | .750 | 1-2 | .500 | 0-0 | .000 | 1 | 1 | 2 | 2.8 | 3 | 0 | 5 | 0 | 0 | 7 | 3.8 |
| vs Wisconsin | 11/25/2019 | | 08:25 | 0-2 | .000 | 0-1 | .000 | 0-0 | .000 | 0 | 4 | 4 | 3.0 | 0 | 0 | 1 | 0 | 0 | 0 | 3.0 |
| vs Auburn | 11/26/2019 | | 09:58 | 1-2 | .500 | 0-1 | .000 | 0-0 | .000 | 0 | 0 | 0 | 2.5 | 5 | 0 | 0 | 0 | 1 | 2 | 2.8 |
| Boston College | 11/30/2019 | | 22:34 | 1-5 | .200 | 0-1 | .000 | 2-2 | 1.000 | 1 | 4 | 5 | 2.9 | 1 | 1 | 1 | 0 | 4 | 4 | 3.0 |
| at Hampton | 12/03/2019 | * | 28:00 | 1-5 | .200 | 0-0 | .000 | 0-0 | .000 | 1 | 2 | 3 | 2.9 | 4 | 1 | 2 | 1 | 0 | 2 | 2.9 |
| Col. of Charleston | 12/14/2019 | | 11:05 | 0-3 | .000 | 0-0 | .000 | 0-0 | .000 | 1 | 1 | 2 | 2.8 | 0 | 0 | 0 | 0 | 0 | 0 | 2.6 |
| at Old Dominion | 12/18/2019 | | 09:00 | 0-2 | .000 | 0-1 | .000 | 0-0 | .000 | 1 | 3 | 4 | 2.9 | 1 | 0 | 1 | 0 | 0 | 0 | 2.3 |
| vs Radford | 12/22/2019 | | 14:49 | 3-4 | .750 | 1-2 | .500 | 1-1 | 1.000 | 1 | 2 | 3 | 2.9 | 1 | 1 | 1 | 0 | 0 | 8 | 2.8 |
| at Alabama | 12/29/2019 | | 14:23 | 1-4 | .250 | 0-2 | .000 | 0-0 | .000 | 2 | 3 | 5 | 3.1 | 2 | 1 | 0 | 1 | 0 | 2 | 2.8 |
| Saint Joseph's | 01/02/2020 | | 09:51 | 1-2 | .500 | 0-1 | .000 | 2-2 | 1.000 | 0 | 2 | 2 | 3.0 | 0 | 0 | 1 | 0 | 0 | 4 | 2.8 |
| at Rhode Island | 01/05/2020 | | 10:21 | 2-2 | 1.000 | 2-2 | 1.000 | 0-0 | .000 | 0 | 2 | 2 | 2.9 | 2 | 0 | 0 | 0 | 0 | 6 | 3.1 |
| Saint Louis | 01/11/2020 | | 13:48 | 1-1 | 1.000 | 0-0 | .000 | 1-1 | 1.000 | 1 | 4 | 5 | 3.1 | 4 | 0 | 0 | 1 | 0 | 3 | 3.1 |
| at Davidson | 01/14/2020 | | 10:09 | 0-0 | .000 | 0-0 | .000 | 0-0 | .000 | 0 | 3 | 3 | 3.1 | 0 | 0 | 1 | 0 | 0 | 0 | 2.9 |
| at George Mason | 01/18/2020 | | 18:37 | 4-7 | .571 | 2-5 | .400 | 2-2 | 1.000 | 1 | 5 | 6 | 3.2 | 1 | 0 | 0 | 1 | 1 | 12 | 3.4 |
| La Salle | 01/22/2020 | | 21:04 | 5-8 | .625 | 0-2 | .000 | 4-5 | .800 | 0 | 9 | 9 | 3.6 | 3 | 1 | 4 | 1 | 2 | 14 | 4.0 |
| Dayton | 01/25/2020 | | 17:11 | 1-5 | .200 | 0-0 | .000 | 0-0 | .000 | 1 | 1 | 2 | 3.5 | 3 | 0 | 0 | 0 | 1 | 2 | 3.9 |
| at VCU | 01/28/2020 | | 06:34 | 0-1 | .000 | 0-0 | .000 | 1-2 | .500 | 0 | 1 | 1 | 3.4 | 0 | 0 | 0 | 0 | 0 | 1 | 3.8 |
| George Washington | 02/01/2020 | | 16:48 | 6-8 | .750 | 0-1 | .000 | 0-1 | .000 | 1 | 2 | 3 | 3.3 | 2 | 0 | 1 | 0 | 1 | 12 | 4.1 |
| at Fordham | 02/08/2020 | | 14:26 | 2-3 | .667 | 0-1 | .000 | 4-6 | .667 | 1 | 8 | 9 | 3.6 | 2 | 0 | 0 | 1 | 2 | 8 | 4.3 |
| at La Salle | 02/12/2020 | | 17:58 | 4-10 | .400 | 1-3 | .333 | 3-4 | .750 | 3 | 4 | 7 | 3.7 | 2 | 0 | 2 | 1 | 1 | 12 | 4.7 |
| VCU | 02/15/2020 | | 12:11 | 2-4 | .500 | 0-1 | .000 | 1-2 | .500 | 1 | 2 | 3 | 3.7 | 1 | 0 | 1 | 1 | 1 | 5 | 4.7 |
| George Mason | 02/19/2020 | | 10:30 | 0-4 | .000 | 0-1 | .000 | 0-0 | .000 | 0 | 2 | 2 | 3.6 | 2 | 0 | 0 | 0 | 0 | 0 | 4.5 |
| Totals | | | 1 354:00 | 41-94 | .436 | 7-31 | .226 | 23-30 | .767 | 21 | 70 | 91 | 3.6 | 44 | 9 | 22 | 12 | 15 | 112 | 4.5 |





#4 NATHAN CAYO
F | JR | 6'7" | 225
MONTREAL, QUEBEC
COLLEGE JEAN DE BREBEUF

CAREER HIGHS

| Statistic | Value | |
|--------------|-------|---|
| Points | 23 | vs Hampton 11/25/18, vs Duquesne 01/16/19 |
| Rebounds | 11 | at Rhode Island 01/05/20 |
| Assists | 5 | at La Salle 02/23/19 |
| Steals | 3 | vs Fordham 02/20/19 |
| Blocks | 4 | vs IUPUI 11/16/18, vs La Salle 02/02/19 |
| FG Made | 9 | 4 times |
| FG Attempts | 15 | vs Fordham 03/13/19 |
| 3FG Made | 1 | vs Hampton 11/25/18, at Saint Joseph's 01/23/19 |
| 3FG Attempts | 2 | at Fordham 01/03/18 |
| FT Made | 10 | at VCU 02/13/19 |
| FT Attempts | 19 | at VCU 02/13/19 |

CAREER STATS

| SEASON | TEAM | GP-GS | MIN | AVG | FG-FGA | FG% | 3FG-FGA | 3FG% | FT-FTA | FT% | OFF | DEF | TOT | AVG | PF-FO | AST | TO | BLK | STL | PTS | AVG |
|--------------|------|--------------|-------------|-------------|----------------|-------------|-------------|-------------|----------------|-------------|-----------|------------|------------|------------|--------------|-----------|-----------|-----------|-----------|------------|------------|
| 2017-18 | UR | 32-2 | 405 | 12.7 | 29-66 | .439 | 0-10 | .000 | 16-27 | .593 | 20 | 35 | 55 | 1.7 | 58-0 | 12 | 17 | 12 | 11 | 74 | 2.3 |
| 2018-19 | UR | 33-33 | 1035 | 31.4 | 167-279 | .599 | 2-4 | .500 | 90-156 | .577 | 44 | 93 | 137 | 4.2 | 81-1 | 58 | 51 | 28 | 27 | 426 | 12.9 |
| 2019-20 | UR | 25-25 | 635 | 25.4 | 84-149 | .564 | 0-0 | .000 | 55-70 | .786 | 28 | 91 | 119 | 4.8 | 57-1 | 21 | 30 | 15 | 15 | 223 | 8.9 |
| TOTAL | | 90-60 | 2075 | 23.1 | 280-494 | .567 | 2-14 | .143 | 161-253 | .636 | 92 | 219 | 311 | 3.5 | 196-2 | 91 | 98 | 55 | 53 | 723 | 8.0 |

GAMELOGS

| Opponent | Date | GS | MIN | Total | | 3-Pointers | | Free throws | | Rebounds | | | PF | A | T/O | BLK | STL | PTS | AVG | | |
|--------------------|------------|----|-------|--------|--------|------------|------|-------------|-------|----------|-----|-----|-----|-----|-----|-----|-----|-----|-----|------|-----|
| | | | | FG-FGA | PCT | 3FG-FGA | PCT | FT-FTA | PCT | OFF | DEF | TOT | | | | | | | | AVG | |
| Saint Francis (PA) | 11/08/2019 | * | 23:27 | 4-7 | .571 | 0-0 | .000 | 1-1 | 1.000 | 0 | 3 | 3 | 3.0 | 4 | 1 | 1 | 1 | 0 | 9 | 9.0 | |
| Vanderbilt | 11/14/2019 | * | 34:18 | 6-9 | .667 | 0-0 | .000 | 8-9 | .889 | 6 | 2 | 8 | 5.5 | 2 | 2 | 0 | 0 | 1 | 20 | 14.5 | |
| CSUN | 11/17/2019 | * | 19:51 | 2-4 | .500 | 0-0 | .000 | 0-0 | .000 | 1 | 0 | 1 | 4.0 | 1 | 2 | 0 | 0 | 1 | 4 | 11.0 | |
| McNeese | 11/22/2019 | * | 23:51 | 2-3 | .667 | 0-0 | .000 | 0-0 | .000 | 0 | 6 | 6 | 4.5 | 2 | 3 | 1 | 2 | 1 | 4 | 9.3 | |
| vs Wisconsin | 11/25/2019 | * | 25:07 | 5-6 | .833 | 0-0 | .000 | 0-0 | .000 | 0 | 2 | 2 | 4.0 | 3 | 0 | 0 | 1 | 1 | 10 | 9.4 | |
| vs Auburn | 11/26/2019 | * | 31:28 | 2-5 | .400 | 0-0 | .000 | 4-4 | 1.000 | 0 | 6 | 6 | 4.3 | 2 | 0 | 1 | 1 | 0 | 8 | 9.2 | |
| Boston College | 11/30/2019 | * | 25:09 | 4-6 | .667 | 0-0 | .000 | 1-1 | 1.000 | 0 | 4 | 4 | 4.3 | 2 | 1 | 1 | 0 | 0 | 9 | 9.1 | |
| South Alabama | 12/08/2019 | * | 19:20 | 4-7 | .571 | 0-0 | .000 | 0-0 | .000 | 1 | 0 | 1 | 3.9 | 1 | 0 | 5 | 0 | 1 | 8 | 9.0 | |
| Col. of Charleston | 12/14/2019 | * | 26:59 | 5-6 | .833 | 0-0 | .000 | 1-2 | .500 | 0 | 5 | 5 | 4.0 | 2 | 0 | 3 | 1 | 0 | 11 | 9.2 | |
| at Old Dominion | 12/18/2019 | * | 29:00 | 2-6 | .333 | 0-0 | .000 | 4-4 | 1.000 | 0 | 2 | 2 | 3.8 | 3 | 0 | 1 | 1 | 0 | 8 | 9.1 | |
| vs Radford | 12/22/2019 | * | 23:45 | 0-2 | .000 | 0-0 | .000 | 3-4 | .750 | 1 | 4 | 5 | 3.9 | 4 | 0 | 0 | 0 | 2 | 3 | 8.5 | |
| at Alabama | 12/29/2019 | * | 16:17 | 1-4 | .250 | 0-0 | .000 | 1-2 | .500 | 1 | 4 | 5 | 4.0 | 4 | 0 | 1 | 0 | 1 | 3 | 8.1 | |
| Saint Joseph's | 01/02/2020 | * | 18:59 | 2-6 | .333 | 0-0 | .000 | 0-0 | .000 | 0 | 1 | 1 | 3.8 | 3 | 1 | 0 | 2 | 1 | 4 | 7.8 | |
| at Rhode Island | 01/05/2020 | * | 28:49 | 7-14 | .500 | 0-0 | .000 | 5-7 | .714 | 3 | 8 | 11 | 4.3 | 1 | 1 | 1 | 1 | 0 | 19 | 8.6 | |
| Saint Louis | 01/11/2020 | * | 21:36 | 2-6 | .333 | 0-0 | .000 | 0-0 | .000 | 0 | 6 | 6 | 4.4 | 1 | 0 | 1 | 0 | 1 | 4 | 8.3 | |
| at Davidson | 01/14/2020 | * | 29:24 | 4-8 | .500 | 0-0 | .000 | 2-2 | 1.000 | 1 | 5 | 6 | 4.5 | 5 | 1 | 0 | 1 | 0 | 10 | 8.4 | |
| at George Mason | 01/18/2020 | * | 20:39 | 3-3 | 1.000 | 0-0 | .000 | 1-4 | .250 | 0 | 3 | 3 | 4.4 | 4 | 1 | 2 | 1 | 0 | 7 | 8.3 | |
| La Salle | 01/22/2020 | * | 24:45 | 2-3 | .667 | 0-0 | .000 | 3-4 | .750 | 0 | 5 | 5 | 4.4 | 3 | 1 | 2 | 1 | 0 | 7 | 8.2 | |
| Dayton | 01/25/2020 | * | 26:09 | 5-10 | .500 | 0-0 | .000 | 5-5 | 1.000 | 4 | 2 | 6 | 4.5 | 3 | 0 | 0 | 0 | 0 | 15 | 8.6 | |
| at VCU | 01/28/2020 | * | 33:26 | 3-6 | .500 | 0-0 | .000 | 7-8 | .875 | 2 | 5 | 7 | 4.7 | 3 | 1 | 2 | 0 | 0 | 13 | 8.8 | |
| George Washington | 02/01/2020 | * | 25:16 | 4-7 | .571 | 0-0 | .000 | 2-2 | 1.000 | 2 | 1 | 3 | 4.6 | 1 | 0 | 1 | 1 | 0 | 10 | 8.9 | |
| at Fordham | 02/08/2020 | * | 25:16 | 3-5 | .600 | 0-0 | .000 | 1-2 | .500 | 1 | 4 | 5 | 4.6 | 1 | 1 | 2 | 0 | 1 | 7 | 8.8 | |
| at La Salle | 02/12/2020 | * | 21:17 | 6-7 | .857 | 0-0 | .000 | 0-1 | .000 | 2 | 3 | 5 | 4.6 | 0 | 1 | 2 | 0 | 2 | 12 | 8.9 | |
| VCU | 02/15/2020 | * | 27:49 | 3-4 | .750 | 0-0 | .000 | 5-7 | .714 | 2 | 4 | 6 | 4.7 | 1 | 3 | 3 | 0 | 0 | 11 | 9.0 | |
| George Mason | 02/19/2020 | * | 32:39 | 3-5 | .600 | 0-0 | .000 | 1-1 | 1.000 | 1 | 6 | 7 | 4.8 | 1 | 1 | 0 | 1 | 2 | 7 | 8.9 | |
| Totals | | | 25 | 634:34 | 84-149 | .564 | 0-0 | .000 | 55-70 | .786 | 28 | 91 | 119 | 4.8 | 57 | 21 | 30 | 15 | 15 | 223 | 8.9 |

JUNIOR (2019-20)

GAME-BY-GAME

2/12 at La Salle - Scored 12 points on 6-7 shooting from field ... Scored Richmond's first points on vicious dunk in traffic ...

1/28 at VCU - Tallied 13 points and 7 rebounds, both second most on the team ...

1/5 at Rhode Island - Led all players with a season-high 19 points and added a career-high 11 rebounds for his first career double-double ...

Joined T.J. Cline as the only Spiders with 19 points and 11 rebounds in a true road game in the last 10 years ...

Scored 11 points in game's final 13 minutes as Richmond fought off repeated Rhode Island comeback attempts ...

Held RI's Cyril Langevine to 7 points on 3-8 shooting ...

12/3 at Hampton - Did not play due to a sprained right ankle ...

First missed game of Spiders career, snapping streaks of 72 straight games and 40 straight starts ...

11/30 vs Boston College - Scored game-high 9 points in 1st half ...

Rolled right ankle with 1:04 remaining in 1st half ...

Returned to game in 2nd half but did not score another point or attempt another shot ...

11/14 vs Vanderbilt - Scored 20 points and added a team-high 8 rebounds ...

Recorded a game-high 6 offensive rebounds, 1 shy of his career high ...

11/8 vs Saint Francis - Scored Richmond's first points of the season on a two-handed dunk after a pass from Grant Golden on UR's first possession ...

Made game-winning FG with 55 seconds left in OT, scoring on a layup after a pass from Blake Francis

SOPHOMORE (2018-19)

- Averaged 12.9 points and 4.2 rebounds per game, finishing third on the team in both scoring and rebounding
- Led team with 59.9 field goal percentage, the third-highest in the A-10, 23rd highest in Division I and fourth-highest in a season in school history
- Started all 33 games, one of three Spiders to start every game
- Registered greatest increase in scoring average of any player in A-10 (2.3 in 2017-18 to 12.9 in 2018-19)
- Increased scoring average by 10.6 points per game from his freshman year, the biggest increase by a Spiders sophomore since 1975 (Kevin Eastman)

FRESHMAN (2017-18)

- Averaged 2.3 points and 1.7 rebounds while playing 12.7 minutes per game, seventh on the team
- Appeared in all 32 games with two starts
- Became third Spider freshman to start when he made his first career start vs George Mason on February 3, making 2017-18 the first season since 2006-07 that three different freshmen started for Richmond

HIGH SCHOOL

- 1st-team all-league selection as a senior ... led team to 3rd-place finish in provincial championship
- Averaged 19.6 points and 9.3 rebounds per game as a junior
- Performed over 200 hours of community service

PERSONAL

- Son of Wilner Cayo and Beraca Loyer
- Has an older brother Ben and a younger brother Samuel
- Born on Oct. 27, 1997
- Last name is pronounced KAY-oh





#5 NICK SHEROD
G | R-JR | 6'4" | 230
RICHMOND, VA
ST. CHRISTOPHER'S

CAREER HIGHS

| Statistic | Value | |
|--------------|-------|---|
| Points | 32 | vs George Mason 02/03/18 |
| Rebounds | 14 | at Davidson 01/28/18 |
| Assists | 7 | vs Wyoming 11/21/18 |
| Steals | 4 | vs St. Francis Brooklyn 11/14/18, vs George Washington 02/01/20 |
| Blocks | 2 | at Duquesne 01/24/18 |
| FG Made | 10 | at Duquesne 01/24/18, vs George Mason 02/03/18 |
| FG Attempts | 21 | vs George Mason 02/03/18 |
| 3FG Made | 7 | vs CSUN 11/17/19 |
| 3FG Attempts | 12 | vs Saint Francis (PA) 11/08/19 |
| FT Made | 10 | vs George Mason 02/03/18 |
| FT Attempts | 11 | vs George Mason 02/03/18 |

CAREER STATS

| | | | | | Field Goals | | 3-Point | | F-Throws | | Rebounds | | | | | | | | | | | Scoring | |
|---------|------|-------|------|------|-------------|------|---------|------|----------|------|----------|-----|-----|-----|-------|-----|----|-----|-----|--|------|---------|--|
| SEASON | TEAM | GP-GS | MIN | AVG | FG-FGA | FG% | 3FG-FGA | 3FG% | FT-FTA | FT% | OFF | DEF | TOT | AVG | PF-FO | AST | TO | BLK | STL | | PTS | AVG | |
| 2016-17 | UR | 35-18 | 754 | 21.5 | 102-223 | .457 | 39-117 | .333 | 22-26 | .846 | 12 | 71 | 83 | 2.4 | 58-0 | 31 | 16 | 1 | 19 | | 265 | 7.6 | |
| 2017-18 | UR | 32-32 | 1008 | 31.5 | 165-343 | .481 | 61-156 | .391 | 65-81 | .802 | 31 | 128 | 159 | 5.0 | 58-0 | 45 | 36 | 4 | 31 | | 456 | 14.3 | |
| 2018-19 | UR | 6-6 | 193 | 32.2 | 29-60 | .483 | 9-24 | .375 | 9-14 | .643 | 4 | 27 | 31 | 5.2 | 7-0 | 17 | 13 | 0 | 8 | | 76 | 12.7 | |
| 2019-20 | UR | 26-26 | 782 | 30.1 | 118-269 | .439 | 64-152 | .421 | 29-37 | .784 | 16 | 123 | 139 | 5.3 | 35-0 | 44 | 25 | 3 | 24 | | 329 | 12.7 | |
| TOTAL | | 99-82 | 2737 | 27.7 | 414-895 | .463 | 173-449 | .385 | 125-158 | .791 | 63 | 349 | 412 | 4.2 | 158-0 | 137 | 90 | 8 | 82 | | 1126 | 11.4 | |

REDSHIRT JUNIOR (2019-20)

2/15 vs VCU - Scored a game-high 23 points ... Made his first 4 three-pointers, including 3 in the game's first 4 minutes ... **2/1 vs George Washington** - Scored 15 points, second most on the team ... Tied a career high with 4 steals ... **1/25 vs #7 Dayton** - Finished 1 rebound shy of a double-double, totaling 21 points and a team-high 9 rebounds ... **1/18 at George Mason** - Made all 3 of his three-pointers in a 2-minute span in the first half to help UR turn a 10-point deficit into a 9-point lead ... **1/14 at Davidson** - Led Richmond with 18 points and 6 rebounds ... **1/11 vs Saint Louis** - Scored his 1,000th career point on a three-pointer from the right wing with 2:36 to play ... Became the fourth active Spider with 1,000 career points, making UR the only D-I school with four active 1,000-point scorers ... Led Richmond with 17 points ... **1/5 at Rhode Island** - Scored 13 points, tied for 2nd most on the team, to break a streak of 5 straight games scoring in single digits, the longest streak of his career ... Added 8 rebounds ... Scored 10 of his 13 points in the 2nd half ... **12/8 vs South Alabama** - Registered a team high in points (17) and rebounds (9), coming within one rebound of a double-double for a second straight game ... **12/3 at Hampton** - Led Richmond with 9 rebounds and added 16 points ... **11/17 vs CSUN** - Scored a game-high 25 points ... Made a career-high 7 three-pointers, one shy of the school record ... Played 22 minutes, fewest of any Spider to score at least 25 points in the last 10 years ... **11/14 vs Vanderbilt** - Hit 3-pointer from top of key with 1:14 in OT to give Richmond a 1-point lead ... Scored 5 points in game's final 75 seconds in UR's 1-point win ... **11/11** - Named A-10 Co-Player of the Week, sharing the award with Dayton's Obi Toppin ... **11/8 vs Saint Francis** - Scored a team-high 27 points, tied for team-high with 8 rebounds ... Hit career-high 6 three-pointers on a career-high 12 three-point attempts ... Scored 7 points in final 3 minutes of regulation as UR erased a 12-point deficit

JUNIOR (2018-19)

- Missed final 27 games of season after tearing left ACL in first half vs Hampton on November 25
- Injury snapped a streak of 54 straight starts and 73 games played
- Averaged 12.7 points (fourth on team) and 5.2 rebounds (second on team) in six games

SOPHOMORE (2017-18)

- Averaged 14.3 points (second on team) and 5.0 rebounds (third on team) while starting all 32 games
- Increased scoring average every month, from 9.7 points in November to 12.0 in December to 13.1 in January to 19.2 in February/March
- Led team with 17.6 points per game in A-10 play (12th in conference)
- One of two players to score 17 points per game and shoot 52 percent from the field in A-10 play (Justin Tillman, VCU)
- Made team-high 39.1 percent of his three-point attempts
- Named A-10 Player of the Week on January 29 (first Spiders freshman or sophomore to win award since Kevin Anderson in 2009)

FRESHMAN (2016-17)

- Averaged 7.6 points (fifth on team) and 2.4 rebounds (fifth on team) per game
- Made 22 of 26 free throws ... lead team in FT pct (.846) and ranked sixth in A-10 among players with at least 25 FTA
- Appeared in 35 games with 18 starts ... made first career start in season-opener vs VMI

HIGH SCHOOL

- All-Metro Player of the Year in 2015-16
- All-Metro First Team (14-15, 15-16)
- VISAA All-State First Team (14-15, 15-16)
- 2,815 career points on varsity (most in Virginia High School history)
- Led St. Christopher's to school-record 24 wins and regular season title in 15-16
- Averaged 25.6 points per game to lead the region in 15-16
- Also tallied 10.6 RPG, 3.1 APG and 2.4 SPG in 15-16
- Led AAU team (Team Loaded) to 2015 adidas Uprising Summer Championship in Las Vegas

PERSONAL

- Father, E.J., played basketball at Old Dominion and grandfather, Edmund, had a Hall of Fame basketball career at VCU before playing with the New York Knicks
- Interested in studying journalism and sports broadcasting
- Born on Oct. 16, 1997
- Last name is pronounced "sure-ROD"





#5 NICK SHEROD (CONTINUED)

GAMELOGS

| Opponent | Date | GS | MIN | Total | | 3-Pointers | | Free throws | | Rebounds | | | | | | | | | | | |
|--------------------|------------|----|--------|---------|------|------------|-------|-------------|-------|----------|-----|-----|-----|----|----|-----|-----|-----|-----|------|--|
| | | | | FG-FGA | PCT | 3FG-3FGA | PCT | FT-FTA | PCT | OFF | DEF | TOT | AVG | PF | A | T/O | BLK | STL | PTS | AVG | |
| Saint Francis (PA) | 11/08/2019 | * | 36:40 | 9-17 | .529 | 6-12 | .500 | 3-4 | .750 | 1 | 7 | 8 | 8.0 | 2 | 1 | 2 | 0 | 0 | 27 | 27.0 | |
| Vanderbilt | 11/14/2019 | * | 37:44 | 5-13 | .385 | 2-7 | .286 | 2-2 | 1.000 | 1 | 4 | 5 | 6.5 | 3 | 3 | 1 | 0 | 2 | 14 | 20.5 | |
| CSUN | 11/17/2019 | * | 22:36 | 9-14 | .643 | 7-9 | .778 | 0-0 | .000 | 0 | 2 | 2 | 5.0 | 2 | 1 | 1 | 1 | 0 | 25 | 22.0 | |
| McNeese | 11/22/2019 | * | 29:26 | 6-10 | .600 | 5-8 | .625 | 0-0 | .000 | 0 | 4 | 4 | 4.8 | 0 | 5 | 1 | 1 | 1 | 17 | 20.8 | |
| vs Wisconsin | 11/25/2019 | * | 34:22 | 3-9 | .333 | 2-4 | .500 | 0-0 | .000 | 0 | 4 | 4 | 4.6 | 2 | 0 | 1 | 0 | 1 | 8 | 18.2 | |
| vs Auburn | 11/26/2019 | * | 35:02 | 5-13 | .385 | 2-7 | .286 | 0-0 | .000 | 0 | 4 | 4 | 4.5 | 2 | 1 | 2 | 0 | 0 | 12 | 17.2 | |
| Boston College | 11/30/2019 | * | 29:30 | 1-9 | .111 | 0-5 | .000 | 0-0 | .000 | 1 | 2 | 3 | 4.3 | 1 | 5 | 3 | 0 | 1 | 2 | 15.0 | |
| at Hampton | 12/03/2019 | * | 37:00 | 5-10 | .500 | 3-7 | .429 | 3-4 | .750 | 1 | 8 | 9 | 4.9 | 1 | 2 | 0 | 0 | 1 | 16 | 15.1 | |
| South Alabama | 12/08/2019 | * | 33:15 | 6-10 | .600 | 5-8 | .625 | 0-0 | .000 | 0 | 9 | 9 | 5.3 | 1 | 1 | 1 | 0 | 1 | 17 | 15.3 | |
| Col. of Charleston | 12/14/2019 | * | 27:33 | 4-9 | .444 | 1-6 | .167 | 0-0 | .000 | 2 | 5 | 7 | 5.5 | 1 | 2 | 1 | 0 | 0 | 9 | 14.7 | |
| at Old Dominion | 12/18/2019 | * | 29:00 | 3-7 | .429 | 1-5 | .200 | 0-0 | .000 | 0 | 5 | 5 | 5.5 | 0 | 2 | 2 | 0 | 1 | 7 | 14.0 | |
| vs Radford | 12/22/2019 | * | 29:13 | 3-10 | .300 | 2-7 | .286 | 0-0 | .000 | 0 | 3 | 3 | 5.3 | 2 | 1 | 0 | 0 | 0 | 8 | 13.5 | |
| at Alabama | 12/29/2019 | * | 27:11 | 2-8 | .250 | 1-5 | .200 | 0-0 | .000 | 0 | 3 | 3 | 5.1 | 1 | 2 | 1 | 0 | 1 | 5 | 12.8 | |
| Saint Joseph's | 01/02/2020 | * | 19:55 | 4-8 | .500 | 1-4 | .250 | 0-0 | .000 | 0 | 5 | 5 | 5.1 | 1 | 2 | 0 | 0 | 0 | 9 | 12.6 | |
| at Rhode Island | 01/05/2020 | * | 29:31 | 5-10 | .500 | 3-4 | .750 | 0-0 | .000 | 2 | 6 | 8 | 5.3 | 3 | 2 | 0 | 0 | 1 | 13 | 12.6 | |
| Saint Louis | 01/11/2020 | * | 29:56 | 6-12 | .500 | 2-5 | .400 | 3-3 | 1.000 | 2 | 3 | 5 | 5.3 | 0 | 1 | 1 | 0 | 1 | 17 | 12.9 | |
| at Davidson | 01/14/2020 | * | 34:39 | 7-14 | .500 | 4-10 | .400 | 0-0 | .000 | 1 | 5 | 6 | 5.3 | 1 | 1 | 1 | 1 | 2 | 18 | 13.2 | |
| at George Mason | 01/18/2020 | * | 35:03 | 7-10 | .700 | 3-6 | .500 | 2-2 | 1.000 | 0 | 3 | 3 | 5.2 | 3 | 0 | 1 | 0 | 1 | 19 | 13.5 | |
| La Salle | 01/22/2020 | * | 26:33 | 2-7 | .286 | 1-3 | .333 | 2-2 | 1.000 | 0 | 5 | 5 | 5.2 | 0 | 2 | 3 | 0 | 0 | 7 | 13.2 | |
| Dayton | 01/25/2020 | * | 29:28 | 7-18 | .389 | 4-7 | .571 | 3-6 | .500 | 1 | 8 | 9 | 5.4 | 1 | 1 | 0 | 0 | 1 | 21 | 13.6 | |
| at VCU | 01/28/2020 | * | 31:55 | 1-7 | .143 | 0-3 | .000 | 3-4 | .750 | 0 | 6 | 6 | 5.4 | 3 | 2 | 1 | 0 | 1 | 5 | 13.1 | |
| George Washington | 02/01/2020 | * | 30:39 | 5-9 | .556 | 2-2 | 1.000 | 3-3 | 1.000 | 0 | 5 | 5 | 5.4 | 0 | 2 | 0 | 0 | 4 | 15 | 13.2 | |
| at Fordham | 02/08/2020 | * | 23:50 | 0-8 | .000 | 0-4 | .000 | 0-0 | .000 | 0 | 4 | 4 | 5.3 | 0 | 1 | 0 | 0 | 1 | 0 | 12.7 | |
| at La Salle | 02/12/2020 | * | 26:48 | 2-6 | .333 | 1-3 | .333 | 2-2 | 1.000 | 1 | 3 | 4 | 5.3 | 0 | 3 | 1 | 0 | 0 | 7 | 12.4 | |
| VCU | 02/15/2020 | * | 31:20 | 9-15 | .600 | 5-7 | .714 | 0-1 | .000 | 1 | 7 | 8 | 5.4 | 2 | 0 | 1 | 0 | 2 | 23 | 12.8 | |
| George Mason | 02/19/2020 | * | 24:08 | 2-6 | .333 | 1-4 | .250 | 3-4 | .750 | 2 | 3 | 5 | 5.3 | 3 | 1 | 0 | 0 | 1 | 8 | 12.7 | |
| Totals | | 26 | 782:16 | 118-269 | .439 | 64-152 | .421 | 29-37 | .784 | 16 | 123 | 139 | 5.3 | 35 | 44 | 25 | 3 | 24 | 329 | 12.7 | |





#11 JAKE WOJCIK

G | SO | 6'4" | 190
SAN JOSE, CA
BELLARMINE PREP

SOPHOMORE (2019-20)

2/1 vs George Washington - Led the team with 6 rebounds ... **1/22 vs La Salle** - Scored a team-high 9 points in the 2nd half on three 3-pointers to keep La Salle at bay ... **1/18 at George Mason** - Made all 6 of his free-throw attempts in the final minutes to ice the game ... **1/14 at Davidson** - Led Richmond's bench with 7 points ... **1/2 vs Saint Joseph's** - 2nd on team with 14 points ... Made three 3-pointers during 26-4 UR run to close 1st half ... 1st Spider to score at least 14 points off the bench in back-to-back games since Khwan Fore in January 2016 ... **12/29 at Alabama** - Scored a season-high 17 points, second most on the team and the third-highest of his career ... Made all four of his three-point attempts, becoming the first Spider to go 4-4 or better from three-point range since De'Monte Buckingham vs Saint Louis on March 4, 2017 and the first to do it off the bench since Kendall Anthony on Nov. 13, 2012 vs UNCW ... Had missed 10 straight three-pointers entering the game

FRESHMAN (2018-19)

- Averaged 7.7 points (fifth on team) and 3.5 rebounds (fourth on team) in 33 games
- 33 starts are second most by freshman in school history behind Alonzo Nelson-Ododa (34 in 2012-13)
- 65 three-pointers ranked second most by freshman in school history (Kendall Anthony - 68 in 2011-12), third among A-10 freshmen and ninth overall in the Atlantic 10
- Shot 36.3 percent from three-point range (65-179), tied for sixth in A-10 (minimum 100 three-point FG attempts)
- Ranked fourth in A-10 in fewest turnovers per 40 minutes (1.0)
- Named A-10 Co-Rookie of the Week on December 31 with Dayton's Obi Toppin after recording 22 points and eight rebounds in a win at South Alabama
- Signed with the Spiders on May 2, 2018 ... Originally committed to Siena but was released from his letter of intent when the program changed coaches in April

HIGH SCHOOL

- Two-time West Coast Athletic League Player of the Year at Bellarmine College Prep in San Jose, Calif.
- Scored 17 points per game as a senior while leading Bellarmine to second straight league title
- Honorable Mention All-State selection following his senior season ... First Team All-Metro (San Francisco Chronicle) and All-Area (Bay Area News Group)
- Team lost just one league game in his final two high school seasons
- Rated as the No. 44 recruit in the state of California by 247sports.com

PERSONAL

- Son of Dave and Heather
- Father Dave was head coach at San Jose State from 2013-17 and has 19 seasons of college coaching experience ... Also played collegiately at Loyola (Md.)
- Uncle Doug Wojcik is a former head coach at Tulsa (2005-12) and College of Charleston (2012-14) ... Three-year starter at Navy who set school record for assists (714) while playing with future Hall-of-Famer David Robinson
- Born on Sept. 28, 1999
- Last name is pronounced "WOJ-ick"

CAREER HIGHS

| Statistic | Value | |
|--------------|-------|--|
| Points | 22 | at South Alabama 12/29/18 |
| Rebounds | 8 | vs St. Francis Brooklyn 11/14/18, at South Alabama 12/29/18, at George Washington 01/12/19 |
| Assists | 5 | vs St. Francis Brooklyn 11/14/18 |
| Steals | 5 | vs St. Francis Brooklyn 11/14/18 |
| Blocks | 1 | 6 times |
| FG Made | 7 | at Georgetown 11/28/18 |
| FG Attempts | 15 | at Georgetown 11/28/18 |
| 3FG Made | 6 | at Georgetown 11/28/18 |
| 3FG Attempts | 11 | at Georgetown 11/28/18, vs Oral Roberts 12/15/18, at Dayton 01/06/19 |
| FT Made | 6 | at George Mason 01/18/20 |
| FT Attempts | 6 | at South Alabama 12/29/18, at George Mason 01/18/20 |

CAREER STATS

| | | | | Field Goals | | 3-Point | | F-Throws | | Rebounds | | | | | | | | | Scoring | |
|---------|------|-------|-----------|-------------|------|---------|------|----------|------|----------|-----|-----|-----|-------|-----|----|-----|-----|---------|-----|
| SEASON | TEAM | GP-GS | MIN/AVG | FG-FGA | FG% | 3FG-FGA | 3FG% | FT-FTA | FT% | OFF | DEF | TOT | AVG | PF-FO | AST | TO | BLK | STL | PTS | AVG |
| 2018-19 | UR | 33-33 | 989/30.0 | 78-221 | .353 | 65-179 | .363 | 32-39 | .821 | 17 | 97 | 114 | 3.5 | 77-0 | 48 | 24 | 6 | 40 | 253 | 7.7 |
| 2019-20 | UR | 26-0 | 317/12.2 | 26-60 | .433 | 16-43 | .372 | 17-19 | .895 | 4 | 46 | 50 | 1.9 | 25-0 | 15 | 13 | 0 | 7 | 85 | 3.3 |
| TOTAL | | 59-33 | 1306/22.1 | 104-281 | .370 | 81-222 | .365 | 49-58 | .845 | 21 | 143 | 164 | 2.8 | 102-0 | 63 | 37 | 6 | 47 | 338 | 5.7 |

GAMELOGS

| Opponent | Date | GS | MIN | Total | | 3-Pointers | | Free throws | | Rebounds | | | PF | A | T/O | BLK | STL | PTS | AVG |
|--------------------|------------|----|--------|--------|-------|------------|-------|-------------|-------|----------|-----|-----|-----|----|-----|-----|-----|-----|--------|
| | | | | FG-FGA | PCT | 3FG-3FGA | PCT | FT-FTA | PCT | OFF | DEF | TOT | AVG | | | | | | |
| Saint Francis (PA) | 11/08/2019 | | 13:27 | 2-2 | 1.000 | 2-2 | 1.000 | 1-2 | .500 | 0 | 0 | 0 | 0.0 | 0 | 1 | 0 | 0 | 1 | 7 7.0 |
| Vanderbilt | 11/14/2019 | | 10:25 | 0-3 | .000 | 0-3 | .000 | 0-0 | .000 | 0 | 1 | 1 | 0.5 | 0 | 2 | 0 | 0 | 0 | 3.5 |
| CSUN | 11/17/2019 | | 21:47 | 0-3 | .000 | 0-3 | .000 | 0-0 | .000 | 0 | 5 | 5 | 2.0 | 2 | 1 | 3 | 0 | 0 | 2.3 |
| McNeese | 11/22/2019 | | 08:50 | 0-1 | .000 | 0-1 | .000 | 0-0 | .000 | 0 | 2 | 2 | 2.0 | 2 | 0 | 0 | 0 | 0 | 1.8 |
| vs Wisconsin | 11/25/2019 | | 05:08 | 0-0 | .000 | 0-0 | .000 | 0-0 | .000 | 0 | 1 | 1 | 1.8 | 0 | 0 | 0 | 0 | 0 | 1.4 |
| vs Auburn | 11/26/2019 | | 03:50 | 1-1 | 1.000 | 0-0 | .000 | 0-0 | .000 | 0 | 1 | 1 | 1.7 | 0 | 0 | 0 | 0 | 0 | 2 1.5 |
| Boston College | 11/30/2019 | | 07:45 | 0-1 | .000 | 0-0 | .000 | 0-0 | .000 | 0 | 2 | 2 | 1.7 | 1 | 1 | 0 | 0 | 0 | 1.3 |
| at Hampton | 12/03/2019 | | 16:00 | 0-3 | .000 | 0-2 | .000 | 0-0 | .000 | 3 | 3 | 6 | 2.3 | 0 | 0 | 0 | 0 | 0 | 1.1 |
| South Alabama | 12/08/2019 | | 08:18 | 0-1 | .000 | 0-1 | .000 | 0-0 | .000 | 0 | 2 | 2 | 2.2 | 2 | 0 | 0 | 0 | 0 | 1.0 |
| Col. of Charleston | 12/14/2019 | | 03:02 | 0-0 | .000 | 0-0 | .000 | 0-0 | .000 | 0 | 0 | 0 | 2.0 | 0 | 2 | 0 | 0 | 0 | 0.9 |
| at Old Dominion | 12/18/2019 | | 02:00 | 0-0 | .000 | 0-0 | .000 | 0-0 | .000 | 0 | 0 | 0 | 1.8 | 0 | 0 | 0 | 0 | 0 | 0.8 |
| vs Radford | 12/22/2019 | | 02:55 | 0-0 | .000 | 0-0 | .000 | 0-0 | .000 | 0 | 0 | 0 | 1.7 | 0 | 0 | 0 | 0 | 0 | 0.8 |
| at Alabama | 12/29/2019 | | 19:24 | 5-5 | 1.000 | 4-4 | 1.000 | 3-4 | .750 | 1 | 4 | 5 | 1.9 | 4 | 0 | 1 | 0 | 2 | 17 2.0 |
| Saint Joseph's | 01/02/2020 | | 17:39 | 4-5 | .800 | 3-4 | .750 | 3-3 | 1.000 | 0 | 0 | 0 | 1.8 | 1 | 3 | 1 | 0 | 2 | 14 2.9 |
| at Rhode Island | 01/05/2020 | | 13:37 | 1-2 | .500 | 0-1 | .000 | 0-0 | .000 | 0 | 0 | 0 | 1.7 | 1 | 0 | 1 | 0 | 0 | 2 2.8 |
| Saint Louis | 01/11/2020 | | 07:59 | 0-2 | .000 | 0-2 | .000 | 0-0 | .000 | 0 | 1 | 1 | 1.6 | 1 | 0 | 0 | 0 | 0 | 0 2.6 |
| at Davidson | 01/14/2020 | | 11:45 | 2-5 | .400 | 1-4 | .250 | 2-2 | 1.000 | 0 | 2 | 2 | 1.6 | 3 | 1 | 0 | 0 | 0 | 7 2.9 |
| at George Mason | 01/18/2020 | | 20:58 | 0-0 | .000 | 0-0 | .000 | 6-6 | 1.000 | 0 | 2 | 2 | 1.7 | 2 | 0 | 1 | 0 | 1 | 6 3.1 |
| La Salle | 01/22/2020 | | 23:58 | 4-5 | .800 | 3-4 | .750 | 0-0 | .000 | 0 | 1 | 1 | 1.6 | 2 | 1 | 1 | 0 | 0 | 11 3.5 |
| Dayton | 01/25/2020 | | 20:11 | 2-3 | .667 | 1-2 | .500 | 0-0 | .000 | 0 | 2 | 2 | 1.7 | 2 | 1 | 0 | 0 | 0 | 5 3.6 |
| at VCU | 01/28/2020 | | 20:23 | 2-4 | .500 | 1-2 | .500 | 0-0 | .000 | 0 | 2 | 2 | 1.7 | 1 | 0 | 3 | 0 | 0 | 5 3.6 |
| George Washington | 02/01/2020 | | 21:50 | 2-5 | .400 | 0-2 | .000 | 0-0 | .000 | 0 | 6 | 6 | 1.9 | 0 | 1 | 0 | 0 | 0 | 4 3.6 |
| at Fordham | 02/08/2020 | | 08:10 | 0-1 | .000 | 0-0 | .000 | 0-0 | .000 | 0 | 1 | 1 | 1.8 | 0 | 0 | 0 | 0 | 0 | 0 3.5 |
| at La Salle | 02/12/2020 | | 18:13 | 1-6 | .167 | 1-5 | .200 | 2-2 | 1.000 | 0 | 6 | 6 | 2.0 | 1 | 1 | 2 | 0 | 1 | 5 3.5 |
| VCU | 02/15/2020 | | 06:45 | 0-1 | .000 | 0-0 | .000 | 0-0 | .000 | 0 | 2 | 2 | 2.0 | 0 | 0 | 0 | 0 | 0 | 0 3.4 |
| George Mason | 02/19/2020 | | 02:29 | 0-1 | .000 | 0-1 | .000 | 0-0 | .000 | 0 | 0 | 0 | 1.9 | 0 | 0 | 0 | 0 | 0 | 0 3.3 |
| Totals | | 0 | 316:48 | 26-60 | .433 | 16-43 | .372 | 17-19 | .895 | 4 | 46 | 50 | 1.9 | 25 | 15 | 13 | 0 | 7 | 85 3.3 |





#13 CONNOR CRABTREE
G | SO | 6'6" | 190
HILLSBOROUGH, NC
HARGRAVE MILITARY (VA)/TULANE

CAREER HIGHS

| Statistic | Value | |
|--------------|-------|--|
| Points | 23 | vs East Carolina 02/23/19 |
| Rebounds | 6 | at East Carolina 01/31/19 |
| Assists | 3 | 4 times |
| Steals | 5 | vs Towson 12/21/18 |
| Blocks | 2 | at Memphis 02/20/19, vs UCF 01/23/19 |
| FG Made | 8 | vs East Carolina 02/23/19 |
| FG Attempts | 13 | vs East Carolina 02/23/19 |
| 3FG Made | 4 | vs East Carolina 02/23/19, at Wichita St. 02/09/19 |
| 3FG Attempts | 6 | vs East Carolina 02/23/19, vs Coastal Carolina 11/13/18, vs Alabama A&M 12/22/18 |
| FT Made | 6 | vs South Fla. 03/06/19 |
| FT Attempts | 7 | vs South Fla. 03/06/19 |

CAREER STATS

| | | | | Field Goals | | 3-Point | | F-Throws | | Rebounds | | | | | | | | | | | Scoring | |
|--------------|--------|-------|----------|-------------|------|---------|------|----------|------|----------|-----|-----|-----|-------|-----|----|-----|-----|-----|-----|---------|--|
| SEASON | TEAM | GP-GS | MIN/AVG | FG-FGA | FG% | 3FG-FGA | 3FG% | FT-FTA | FT% | OFF | DEF | TOT | AVG | PF-FO | AST | TO | BLK | STL | PTS | AVG | | |
| 2018-19 | Tulane | 29-15 | 614/21.2 | 63-148 | .426 | 28-78 | .359 | 53-66 | .803 | 13 | 45 | 58 | 2.0 | 51-2 | 32 | 36 | 6 | 19 | 207 | 7.1 | | |
| TOTAL FOR UR | | 0-0 | 0/0.0 | 0-0 | .000 | 0-0 | .000 | 0-0 | .000 | 0 | 0 | 0 | 0.0 | 0-0 | 0 | 0 | 0 | 0 | 0 | 0.0 | | |
| TOTAL | | 29-15 | 614/21.2 | 63-148 | .426 | 28-78 | .359 | 53-66 | .803 | 13 | 45 | 58 | 2.0 | 51-2 | 32 | 36 | 6 | 19 | 207 | 7.1 | | |

Signed with the Spiders on May 17, 2019 after transferring from Tulane. Per NCAA regulations, he will sit out the 2019-20 season and then have three seasons of eligibility remaining.

FRESHMAN (2018-19 • TULANE)

- Averaged 7.1 points per game while appearing in 30 games with 15 starts
- Started 15 of Tulane's final 16 games of the season
- Sixth-highest scoring freshman in American Athletic Conference
- Averaged 11.1 points per game while shooting 50 percent from the field (33-66) over the final 10 games of the season
- Led Tulane in 3-pt FG pct (36.7) and FT pct (80.3)
- Tulane's leading scorer in three games, including a career-high 23 points vs East Carolina on February 23

HIGH SCHOOL

- Completed a post-graduate season at Hargrave Military Academy in Chatham, Va. in 2017-18, averaging 21.4 points per game for the Tigers
- Graduated from Orange High School in Hillsborough, N.C. ... Averaged 26 points per game as a senior and earned AP All-State honors

PERSONAL

- Son of Keith and Carol
- Played for Winchester Stars AAU program in Winchester, Va., the same program as current teammate Grant Golden (the two were never teammates)





#15 MATT GRACE

F | SO | 6'9" | 230
HAMILTON, ONTARIO
TRC ACADEMY

SOPHOMORE (2019-20)

GAME-BY-GAME

1/2 vs Saint Joseph's - Keyed UR's 26-4 run at end of 1st half with 2 rebounds & 2 assists ... Finished game with a career-high 4 rebounds ... **12/3 at Hampton** - Scored a career-high 7 points on a pair of three-pointers and a free throw ... Matched a career high with 3 rebounds ... Played a season-high 13 minutes

FRESHMAN (2018-19)

- Averaged 1.2 points and 1.0 rebound in 31 games ... Played 233 minutes, eighth most on the team
- Led team in assist-to-turnover ratio among those with multiple assists (2.67)
- Signed with the Spiders on May 7

HIGH SCHOOL

- Graduated from The RISE Centre Academy in Brantford, Ontario
- Led team to league championship in Ontario Scholastic Basketball Association as a senior
- Averaged 10 points and seven rebounds in three tournament games
- Academic All-League selection as a junior in 2017
- One of four members of TRC Academy's Class of 2018 to sign with a Division I basketball program

PERSONAL

- Born on Feb. 5, 1999

CAREER HIGHS

| Statistic | Value | |
|--------------|-------|---|
| Points | 7 | at Hampton 12/03/19 |
| Rebounds | 4 | vs VCU 02/15/20, vs Saint Joseph's 01/02/20 |
| Assists | 4 | vs Coppin St. 12/05/18 |
| Steals | 2 | vs George Mason 02/19/20 |
| Blocks | 2 | vs High Point 12/22/18 |
| FG Made | 2 | 5 times |
| FG Attempts | 3 | 4 times |
| 3FG Made | 2 | vs Fordham 02/20/19, at Hampton 12/03/19 |
| 3FG Attempts | 2 | 4 times |
| FT Made | 2 | vs Saint Joseph's 01/02/20 |
| FT Attempts | 2 | at Hampton 12/03/19, vs Saint Joseph's 01/02/20 |

CAREER STATS

| | | | | Field Goals | | 3-Point | | F-Throws | | Rebounds | | | | | | | | Scoring | | |
|---------|------|-------|---------|-------------|------|---------|------|----------|------|----------|-----|-----|-----|-------|-----|----|-----|---------|-----|-----|
| SEASON | TEAM | GP-GS | MIN/AVG | FG-FGA | FG% | 3FG-FGA | 3FG% | FT-FTA | FT% | OFF | DEF | TOT | AVG | PF-FO | AST | TO | BLK | STL | PTS | AVG |
| 2018-19 | UR | 31-0 | 232/7.5 | 16-34 | .471 | 6-17 | .353 | 0-3 | .000 | 9 | 23 | 32 | 1.0 | 29-0 | 16 | 6 | 6 | 4 | 38 | 1.2 |
| 2019-20 | UR | 24-0 | 187/7.8 | 7-21 | .333 | 2-8 | .250 | 3-5 | .600 | 11 | 22 | 33 | 1.4 | 31-0 | 19 | 11 | 1 | 5 | 19 | 0.8 |
| TOTAL | | 55-0 | 419/7.6 | 23-55 | .418 | 8-25 | .320 | 3-8 | .375 | 20 | 45 | 65 | 1.2 | 60-0 | 35 | 17 | 7 | 9 | 57 | 1.0 |

GAMELOGS

| Opponent | Date | GS | MIN | Total | | 3-Pointers | | Free throws | | Rebounds | | | | PF | A | T/O | BLK | STL | PTS | AVG | |
|--------------------|------------|----|-------|--------|-------|------------|-------|-------------|-------|----------|-----|-----|-----|-----|----|-----|-----|-----|-----|-----|-----|
| | | | | FG-FGA | PCT | 3FG-3FGA | PCT | FT-FTA | PCT | OFF | DEF | TOT | AVG | | | | | | | | |
| Saint Francis (PA) | 11/08/2019 | | 06:51 | 0-0 | .000 | 0-0 | .000 | 0-0 | .000 | 1 | 1 | 2 | 2.0 | 2 | 1 | 1 | 0 | 0 | 0 | 0.0 | |
| CSUN | 11/17/2019 | | 11:42 | 0-2 | .000 | 0-0 | .000 | 0-0 | .000 | 2 | 0 | 2 | 2.0 | 3 | 0 | 1 | 0 | 0 | 0 | 0.0 | |
| McNeese | 11/22/2019 | | 06:24 | 0-0 | .000 | 0-0 | .000 | 0-0 | .000 | 0 | 1 | 1 | 1.7 | 2 | 1 | 0 | 0 | 0 | 0 | 0.0 | |
| vs Wisconsin | 11/25/2019 | | 04:31 | 0-0 | .000 | 0-0 | .000 | 0-0 | .000 | 0 | 0 | 0 | 1.3 | 1 | 0 | 0 | 0 | 0 | 0 | 0.0 | |
| vs Auburn | 11/26/2019 | | 01:44 | 0-0 | .000 | 0-0 | .000 | 0-0 | .000 | 0 | 0 | 0 | 1.0 | 2 | 0 | 1 | 0 | 0 | 0 | 0.0 | |
| Boston College | 11/30/2019 | | 08:32 | 0-2 | .000 | 0-1 | .000 | 0-0 | .000 | 0 | 2 | 2 | 1.2 | 0 | 1 | 0 | 0 | 0 | 0 | 0.0 | |
| at Hampton | 12/03/2019 | | 13:00 | 2-3 | .667 | 2-2 | 1.000 | 1-2 | .500 | 1 | 2 | 3 | 1.4 | 1 | 1 | 1 | 0 | 1 | 7 | 1.0 | |
| South Alabama | 12/08/2019 | | 11:40 | 1-2 | .500 | 0-1 | .000 | 0-0 | .000 | 0 | 2 | 2 | 1.5 | 1 | 1 | 1 | 0 | 1 | 2 | 1.1 | |
| Col. of Charleston | 12/14/2019 | | 02:32 | 0-0 | .000 | 0-0 | .000 | 0-0 | .000 | 1 | 0 | 1 | 1.4 | 1 | 0 | 0 | 0 | 0 | 0 | 1.0 | |
| at Old Dominion | 12/18/2019 | | 05:00 | 0-0 | .000 | 0-0 | .000 | 0-0 | .000 | 1 | 0 | 1 | 1.4 | 2 | 0 | 0 | 0 | 0 | 0 | 0.9 | |
| vs Radford | 12/22/2019 | | 02:16 | 0-0 | .000 | 0-0 | .000 | 0-0 | .000 | 0 | 1 | 1 | 1.4 | 0 | 1 | 0 | 0 | 0 | 0 | 0.8 | |
| at Alabama | 12/29/2019 | | 02:20 | 0-0 | .000 | 0-0 | .000 | 0-0 | .000 | 0 | 0 | 0 | 1.3 | 0 | 0 | 0 | 0 | 0 | 0 | 0.8 | |
| Saint Joseph's | 01/02/2020 | | 12:52 | 1-1 | 1.000 | 0-0 | .000 | 2-2 | 1.000 | 1 | 3 | 4 | 1.5 | 0 | 3 | 2 | 0 | 0 | 4 | 1.0 | |
| at Rhode Island | 01/05/2020 | | 11:05 | 0-1 | .000 | 0-1 | .000 | 0-0 | .000 | 0 | 3 | 3 | 1.6 | 2 | 1 | 0 | 0 | 0 | 0 | 0.9 | |
| Saint Louis | 01/11/2020 | | 06:21 | 0-1 | .000 | 0-0 | .000 | 0-0 | .000 | 1 | 0 | 1 | 1.5 | 1 | 0 | 1 | 0 | 0 | 0 | 0.9 | |
| at Davidson | 01/14/2020 | | 06:01 | 0-1 | .000 | 0-1 | .000 | 0-0 | .000 | 1 | 0 | 1 | 1.5 | 3 | 1 | 1 | 0 | 0 | 0 | 0.8 | |
| at George Mason | 01/18/2020 | | 05:49 | 0-1 | .000 | 0-0 | .000 | 0-0 | .000 | 0 | 0 | 0 | 1.4 | 1 | 2 | 0 | 0 | 0 | 0 | 0.8 | |
| La Salle | 01/22/2020 | | 13:25 | 1-1 | 1.000 | 0-0 | .000 | 0-0 | .000 | 1 | 1 | 2 | 1.4 | 3 | 3 | 0 | 0 | 0 | 2 | 0.8 | |
| Dayton | 01/25/2020 | | 03:55 | 0-1 | .000 | 0-1 | .000 | 0-0 | .000 | 0 | 1 | 1 | 1.4 | 0 | 0 | 0 | 0 | 0 | 0 | 0.8 | |
| George Washington | 02/01/2020 | | 09:20 | 0-1 | .000 | 0-0 | .000 | 0-0 | .000 | 0 | 0 | 0 | 1.4 | 1 | 1 | 0 | 0 | 1 | 0 | 0.8 | |
| at Fordham | 02/08/2020 | | 07:49 | 0-1 | .000 | 0-1 | .000 | 0-1 | .000 | 0 | 0 | 0 | 1.3 | 1 | 2 | 0 | 1 | 0 | 0 | 0.7 | |
| at La Salle | 02/12/2020 | | 14:23 | 1-1 | 1.000 | 0-0 | .000 | 0-0 | .000 | 0 | 2 | 2 | 1.3 | 3 | 0 | 0 | 0 | 0 | 2 | 0.8 | |
| VCU | 02/15/2020 | | 09:12 | 0-0 | .000 | 0-0 | .000 | 0-0 | .000 | 1 | 3 | 4 | 1.4 | 0 | 0 | 1 | 0 | 0 | 0 | 0.7 | |
| George Mason | 02/19/2020 | | 10:02 | 1-2 | .500 | 0-0 | .000 | 0-0 | .000 | 0 | 0 | 0 | 1.4 | 1 | 0 | 1 | 0 | 2 | 2 | 0.8 | |
| Totals | | | 0 | 186:46 | 7-21 | .333 | 2-8 | .250 | 3-5 | .600 | 11 | 22 | 33 | 1.4 | 31 | 19 | 11 | 1 | 5 | 19 | 0.8 |





#22 ANDRE GUSTAVSON
G | SO | 6'4" | 195
HELSINKI, FINLAND
HELSINKI BASKETBALL ACADEMY

SOPHOMORE (2019-20)

2/19 vs George Mason - Third on Spiders with 9 points, all in the 2nd half ... **1/18 at George Mason** - Scored 8 points for a third straight game ... Tied for the team lead with 3 steals ... **1/5 at Rhode Island** - Helped (with Blake Francis) hold A-10 leading scorer Fatts Russell to 3 points on 1-12 shooting ... Added 3 steals ... **1/2 vs Saint Joseph's** - Helped (with Blake Francis) hold A-10 leading scorer Ryan Daly to 8 points and forced him into 6 turnovers ... **12/14 vs Charleston** - One of four Spiders to score in double figures, notching 10 points ... Recorded consecutive games with 10+ points for the first time in his career ... Contributed a block and two steals on defense ... **12/8 at South Alabama** - Scored a season-high 10 points, the third straight game he's increased his season high ... Brought Robins Center crowd to its feet twice in second half on a two-handed dunk in traffic and an alley-oop from Jacob Gilyard ... **12/3 at Hampton** - Led Richmond's bench with a season-high 8 points ... **11/30 vs Boston College** - Led Richmond's bench with 7 points ... **11/22 vs McNeese** - Tied a career high with 6 rebounds, matching the most of any Spider ... **11/14 vs Vanderbilt** - Made game-winning free-throw with 0.6 seconds left after he was fouled on his attempt at a buzzer-beating dunk following a Vanderbilt turnover with 4 seconds left ... Scored all 3 of Richmond's bench points

FRESHMAN (2018-19)

- Averaged 4.8 points, sixth on the team, and 2.3 rebounds in 31 games
- Started 19 games, including final 18 of season after being re-inserted into starting lineup at George Washington on January 12
- Ranked 2nd on team with 1.9 steals/40 minutes ... Emerged as team's top perimeter defender in 2nd half of season, frequently guarding opponent's top offensive player
- Following the season, competed for Finland at 2019 World University Games, averaging 9.8 points per game
- Signed with the Spiders on April 26, 2018

HIGH SCHOOL

- Graduated from the Helsinki Basketball Academy in Helsinki, Finland
- Scored 11.4 points per game and shot 54 percent from the field in his final season while leading HBA to the regular-season title in the Finnish 1st Division
- Competed for Finland in 2018 FIBA U20 European Championships, averaging 10.0 points, 3.6 rebounds, and 2.7 assists
- Competed for Finland in 2017 FIBA U18 European Championships, averaging 12.7 points over seven games
- Scored 27 points in group stage game vs Greece, tied for the fourth-most points in a game by any player at the tournament
- Attended same school as current Chicago Bulls star Lauri Markkanen
- One of his coaches at HBA was Finnish basketball legend Hanno Mottölä ... Mottölä, who starred at Utah, was the first Finnish player in NBA history, appearing in 155 games with the Atlanta Hawks from 2000-02

PERSONAL

- Last name is pronounced "GOOS-tahv-son"

CAREER HIGHS

| Statistic | Value | |
|--------------|-------|---|
| Points | 13 | vs Fordham 02/20/19 |
| Rebounds | 6 | vs Fordham 03/13/19, vs McNeese 11/22/19 |
| Assists | 10 | at Georgetown 11/28/18 |
| Steals | 5 | vs Coppin St. 12/05/18 |
| Blocks | 2 | vs South Alabama 12/08/19 |
| FG Made | 6 | vs Coppin St. 12/05/18 |
| FG Attempts | 10 | vs Fordham 02/20/19, vs Fordham 03/13/19, vs South Alabama 12/08/19 |
| 3FG Made | 3 | vs Davidson 03/09/19, vs Fordham 02/20/19 |
| 3FG Attempts | 8 | vs Fordham 02/20/19 |
| FT Made | 4 | 5 times |
| FT Attempts | 5 | at George Mason 02/27/19, vs George Washington 02/01/20 |

CAREER STATS

| | | | | Field Goals | | 3-Point | | F-Throws | | Rebounds | | | | | | | | | | Scoring | |
|---------|------|-------|------|-------------|--------|---------|---------|----------|--------|----------|-----|-----|-----|-----|-------|-----|----|-----|-----|---------|-----|
| SEASON | TEAM | GP-GS | MIN | AVG | FG-FGA | FG% | 3FG-FGA | 3FG% | FT-FTA | FT% | OFF | DEF | TOT | AVG | PF-FO | AST | TO | BLK | STL | PTS | AVG |
| 2018-19 | UR | 31-19 | 682 | 22.0 | 57-121 | .471 | 16-47 | .340 | 20-32 | .625 | 24 | 47 | 71 | 2.3 | 76-1 | 46 | 26 | 10 | 33 | 150 | 4.8 |
| 2019-20 | UR | 26-6 | 535 | 20.6 | 42-97 | .433 | 5-33 | .152 | 24-32 | .750 | 17 | 49 | 66 | 2.5 | 45-1 | 19 | 19 | 6 | 22 | 113 | 4.3 |
| TOTAL | | 57-25 | 1217 | 21.4 | 99-218 | .454 | 21-80 | .263 | 44-64 | .688 | 41 | 96 | 137 | 2.4 | 121-2 | 65 | 45 | 16 | 55 | 263 | 4.6 |

GAMELOGS

| Opponent | Date | GS | MIN | Total | | 3-Pointers | | Free throws | | Rebounds | | | | | | | | | | | |
|--------------------|------------|----|-------|--------|-------|------------|------|-------------|-------|----------|-----|-----|-----|-----|----|-----|-----|-----|-----|-----|-----|
| | | | | FG-FGA | PCT | 3FG-3FGA | PCT | FT-FTA | PCT | OFF | DEF | TOT | AVG | PF | A | T/O | BLK | STL | PTS | AVG | |
| Saint Francis (PA) | 11/08/2019 | | 17:56 | 0-4 | .000 | 0-2 | .000 | 0-0 | .000 | 0 | 0 | 0 | 0.0 | 2 | 2 | 0 | 0 | 0 | 0 | 0.0 | |
| Vanderbilt | 11/14/2019 | | 22:35 | 1-3 | .333 | 0-2 | .000 | 1-2 | .500 | 0 | 2 | 2 | 1.0 | 1 | 1 | 0 | 0 | 1 | 3 | 1.5 | |
| CSUN | 11/17/2019 | | 17:10 | 2-5 | .400 | 0-2 | .000 | 0-0 | .000 | 1 | 0 | 1 | 1.0 | 5 | 1 | 3 | 0 | 1 | 4 | 2.3 | |
| McNeese | 11/22/2019 | | 17:07 | 1-3 | .333 | 0-1 | .000 | 0-0 | .000 | 2 | 4 | 6 | 2.3 | 2 | 0 | 3 | 0 | 2 | 2 | 2.3 | |
| vs Wisconsin | 11/25/2019 | | 13:36 | 1-3 | .333 | 0-0 | .000 | 0-0 | .000 | 1 | 1 | 2 | 2.2 | 1 | 0 | 1 | 1 | 0 | 2 | 2.2 | |
| vs Auburn | 11/26/2019 | | 15:13 | 1-2 | .500 | 0-0 | .000 | 2-3 | .667 | 3 | 2 | 5 | 2.7 | 1 | 0 | 1 | 0 | 0 | 4 | 2.5 | |
| Boston College | 11/30/2019 | | 20:56 | 3-5 | .600 | 1-2 | .500 | 0-0 | .000 | 1 | 4 | 5 | 3.0 | 2 | 1 | 0 | 0 | 0 | 7 | 3.1 | |
| at Hampton | 12/03/2019 | | 18:00 | 3-7 | .429 | 0-2 | .000 | 2-4 | .500 | 1 | 2 | 3 | 3.0 | 1 | 2 | 0 | 0 | 0 | 8 | 3.8 | |
| South Alabama | 12/08/2019 | | 23:20 | 5-10 | .500 | 0-3 | .000 | 0-0 | .000 | 1 | 3 | 4 | 3.1 | 2 | 3 | 0 | 2 | 0 | 10 | 4.4 | |
| Col. of Charleston | 12/14/2019 | | 22:30 | 4-8 | .500 | 2-4 | .500 | 0-0 | .000 | 0 | 1 | 1 | 2.9 | 0 | 0 | 0 | 1 | 2 | 10 | 5.0 | |
| at Old Dominion | 12/18/2019 | | 22:00 | 0-1 | .000 | 0-1 | .000 | 4-4 | 1.000 | 0 | 1 | 1 | 2.7 | 3 | 1 | 1 | 0 | 0 | 4 | 4.9 | |
| vs Radford | 12/22/2019 | | 19:57 | 0-1 | .000 | 0-0 | .000 | 0-0 | .000 | 0 | 1 | 1 | 2.6 | 4 | 0 | 0 | 0 | 0 | 0 | 4.5 | |
| at Alabama | 12/29/2019 | | 07:21 | 0-1 | .000 | 0-1 | .000 | 0-0 | .000 | 0 | 0 | 0 | 2.4 | 1 | 0 | 0 | 0 | 1 | 0 | 4.2 | |
| Saint Joseph's | 01/02/2020 | | 25:55 | 0-2 | .000 | 0-1 | .000 | 0-0 | .000 | 2 | 3 | 5 | 2.6 | 0 | 0 | 1 | 0 | 2 | 0 | 3.9 | |
| at Rhode Island | 01/05/2020 | | 11:34 | 0-0 | .000 | 0-0 | .000 | 0-0 | .000 | 0 | 0 | 0 | 2.4 | 0 | 0 | 0 | 0 | 3 | 0 | 3.6 | |
| Saint Louis | 01/11/2020 | | 19:52 | 4-5 | .800 | 0-0 | .000 | 0-0 | .000 | 0 | 3 | 3 | 2.4 | 3 | 0 | 0 | 0 | 0 | 8 | 3.9 | |
| at Davidson | 01/14/2020 | * | 34:42 | 2-3 | .667 | 0-0 | .000 | 4-4 | 1.000 | 0 | 2 | 2 | 2.4 | 2 | 1 | 0 | 0 | 0 | 8 | 4.1 | |
| at George Mason | 01/18/2020 | * | 24:30 | 3-5 | .600 | 0-0 | .000 | 2-2 | 1.000 | 0 | 1 | 1 | 2.3 | 2 | 1 | 2 | 1 | 3 | 8 | 4.3 | |
| La Salle | 01/22/2020 | * | 27:41 | 2-4 | .500 | 0-2 | .000 | 1-2 | .500 | 1 | 2 | 3 | 2.4 | 4 | 0 | 2 | 0 | 1 | 5 | 4.4 | |
| Dayton | 01/25/2020 | * | 28:02 | 0-2 | .000 | 0-0 | .000 | 0-0 | .000 | 0 | 3 | 3 | 2.4 | 2 | 2 | 1 | 0 | 2 | 0 | 4.2 | |
| at VCU | 01/28/2020 | * | 27:42 | 2-3 | .667 | 0-0 | .000 | 4-4 | 1.000 | 1 | 3 | 4 | 2.5 | 2 | 1 | 1 | 0 | 0 | 8 | 4.3 | |
| George Washington | 02/01/2020 | * | 31:12 | 2-6 | .333 | 1-4 | .250 | 4-5 | .800 | 0 | 3 | 3 | 2.5 | 2 | 2 | 1 | 0 | 2 | 9 | 4.5 | |
| at Fordham | 02/08/2020 | | 18:20 | 0-3 | .000 | 0-2 | .000 | 0-0 | .000 | 1 | 2 | 3 | 2.5 | 0 | 0 | 0 | 0 | 0 | 0 | 4.3 | |
| at La Salle | 02/12/2020 | | 16:09 | 2-5 | .400 | 0-2 | .000 | 0-2 | .000 | 1 | 4 | 5 | 2.6 | 2 | 0 | 1 | 0 | 1 | 4 | 4.3 | |
| VCU | 02/15/2020 | | 08:40 | 0-0 | .000 | 0-0 | .000 | 0-0 | .000 | 0 | 2 | 2 | 2.6 | 1 | 0 | 0 | 0 | 0 | 0 | 4.2 | |
| George Mason | 02/19/2020 | | 22:58 | 4-6 | .667 | 1-2 | .500 | 0-0 | .000 | 1 | 0 | 1 | 2.5 | 0 | 1 | 1 | 1 | 1 | 9 | 4.3 | |
| Totals | | | 6 | 534:58 | 42-97 | .433 | 5-33 | .152 | 24-32 | .750 | 17 | 49 | 66 | 2.5 | 45 | 19 | 19 | 6 | 22 | 113 | 4.3 |





#33 GRANT GOLDEN F | R-JR | 6'10" | 255 WINCHESTER, VA ST. JAMES (MD)

CAREER HIGHS

| Statistic | Value | |
|--------------|-------|--|
| Points | 33 | vs Wyoming 11/21/18 |
| Rebounds | 12 | vs High Point 12/22/18, vs CSUN 11/17/19, vs Wisconsin 11/25/19 |
| Assists | 7 | vs Fordham 03/13/19, vs Dayton 01/25/20 |
| Steals | 3 | at Duquesne 01/24/18, vs James Madison 12/10/17, at VCU 01/28/20 |
| Blocks | 6 | at George Mason 02/27/19 |
| FG Made | 16 | vs Wyoming 11/21/18 |
| FG Attempts | 24 | vs Wyoming 11/21/18 |
| 3FG Made | 4 | vs Georgetown 11/25/17 |
| 3FG Attempts | 8 | vs Georgetown 11/25/17 |
| FT Made | 9 | vs Hampton 11/25/18 |
| FT Attempts | 14 | vs Hampton 11/25/18 |

CAREER STATS

| | | | | | Field Goals | | 3-Point | | F-Throws | | Rebounds | | | | | | | | | | Scoring | |
|---------|------|-------|------|------|-------------|------|---------|------|----------|------|----------|-----|-----|-----|-------|-----|-----|-----|-----|------|---------|--|
| SEASON | TEAM | GP-GS | MIN | AVG | FG-FGA | FG% | 3FG-FGA | 3FG% | FT-FTA | FT% | OFF | DEF | TOT | AVG | PF-FO | AST | TO | BLK | STL | PTS | AVG | |
| 2016-17 | UR | 9-0 | 68 | 7.6 | 7-20 | .350 | 1-5 | .200 | 3-9 | .333 | 3 | 15 | 18 | 2.0 | 9-0 | 8 | 3 | 2 | 0 | 18 | 2.0 | |
| 2017-18 | UR | 32-32 | 981 | 30.7 | 208-418 | .498 | 22-80 | .275 | 60-96 | .625 | 49 | 166 | 215 | 6.7 | 79-1 | 69 | 82 | 39 | 19 | 498 | 15.6 | |
| 2018-19 | UR | 33-33 | 1038 | 31.4 | 221-439 | .503 | 16-54 | .296 | 109-166 | .657 | 26 | 207 | 233 | 7.1 | 61-0 | 117 | 82 | 35 | 15 | 567 | 17.2 | |
| 2019-20 | UR | 24-24 | 614 | 25.6 | 137-258 | .531 | 3-15 | .200 | 46-67 | .687 | 29 | 139 | 168 | 7.0 | 30-0 | 71 | 45 | 20 | 14 | 323 | 13.5 | |
| TOTAL | | 98-89 | 2701 | 27.6 | 573-1135 | .505 | 42-154 | .273 | 218-338 | .645 | 107 | 527 | 634 | 6.5 | 179-1 | 265 | 212 | 96 | 48 | 1406 | 14.3 | |

REDSHIRT JUNIOR (2019-20)

GAME-BY-GAME

2/19 vs George Mason - Scored a game-high 21 points on 8-11 shooting ... Scored his 1,400th career point and entered top 20 on Richmond's career scoring list on an 'And-1' with 9:31 remaining in 2nd half ... **2/17** - Named A-10 Player of the Week after averaging 15.5 points, 8.0 rebounds, and 4.0 assists while shooting 68 percent from the field in a pair of Spiders blowout wins ... His third career A-10 Player of the Week Award and first of the season ... Third different Spider to win award this season (Sherod, Gilyard) ... **2/15 vs VCU** - Scored 15 points with a team-high 10 rebounds and 6 assists, tied for most on the team ... 14th career double-double ... **2/12 at La Salle** - Scored a team-high 16 points in just 19 minutes, giving him 31 points in 35 minutes vs La Salle this season ... **2/1 vs George Washington** - Scored a team-high 20 points in just 21 minutes ... Fewest minutes for a Spider in a 20-point game since Darien Brothers scored 21 in 20 minutes vs UNCW on Nov. 13, 2012 ... **1/28 at VCU** - Scored a game-high 24 points and added a team-high 8 rebounds ... Matched a career high with 3 steals ... **1/25 vs #7 Dayton** - Led Richmond with 7 assists, matching his career high ... Most assists by Spider vs ranked opponent since Kendall Anthony on Feb. 25, 2015 vs #22 VCU ... **1/22 vs La Salle** - Scored a team-high 15 points in just 17 minutes ... Fewest minutes by a Spider to score 15+ since Kendall Anthony vs UNGC on Dec. 30, 2011 (17 points in 15 minutes) ... Made all 6 of his FG attempts, the first Spider to go 6-6 or better from the field this season ... **1/18 at George Mason** - Led Richmond with 25 points, his most since scoring a career-high 33 vs Wyoming on Nov. 21, 2018 ... 10-13 from the field ... Became the first Spider to score 25 points and shoot better than 75 percent from the field since Terry Allen vs La Salle on Jan. 13, 2016 ... **12/29 at Alabama** - Recorded his 13th career double-double, totaling 14 points and 11 rebounds ... **12/18 at Old Dominion** - Made the game-winning three-pointer from the top of the key with 2.0 seconds remaining, giving Richmond a 62-59 lead in the final seconds ... Let Richmond in points (19), rebounds (7) and assists (4) ... **12/14 vs Charleston** - Scored a season-high 17 points and led Richmond with 7 rebounds while going 8-11 from the field ... Made his first three-pointer of the season in the game's biggest moment, beating the shot clock from the top of the key with 2:08 remaining to stretch the Spiders lead to eight ... **12/8 vs South Alabama** - Returned to lineup and scored all 8 of his points in first half ... **12/3 at Hampton** - Missed his second straight game with a sprained ankle ... **11/30 vs Boston College** - Did not play due to a sprained ankle, snapping a streak of 71 straight starts which had been the longest on the team ... **11/26 vs Auburn** - Scored a team-high 14 points ... Left game with 1:18 remaining after rolling left ankle ... Named to Legends Classic All-Tournament Team (15.0 PPG, 9.0 RPG, 58.3 FG pct in 2 games) ... **11/25 vs Wisconsin** - Recorded his 12th career double-double, finishing with 16 points and 12 rebounds ... 12 rebounds tied a career high ... **11/17 vs CSUN** - Recorded his 11th career double-double despite playing just 18 minutes ... 12 rebounds tied a career high ... **11/14 vs Vanderbilt** - Played 32 minutes but was limited after rolling left ankle vs Saint Francis ... **11/8 vs Saint Francis** - 8 rebounds tied for team high ... First of 5 assists was a pass to a cutting Nathan Cayo on UR's first possession for its first points of the season

PRESEASON

• Named Second Team Preseason All-Atlantic 10 in October ... One of four Spiders to earn multiple preseason All-Conference honors under Chris Mooney, joining ShawnDre' Jones (2015-16), Kevin Anderson (2008-10), and David Gonzalvez (2008-09) [Golden was a First Team Preseason All-Atlantic 10 selection in 2018]

REDSHIRT SOPHOMORE (2018-19)

- Selected Third Team All-Conference by the Atlantic 10 for a second straight season ... Became first player in Spiders history to earn All-Conference honors following freshman and sophomore seasons
- Named First Team All-Conference by Hoops HD
- Finished season with 1,083 career points, the most ever by a Spider by the end of his sophomore season ... became 47th member of Spiders 1,000-point club at George Mason on February 27
- Scored a team-high 17.2 points per game, third most in the A-10, and registered 7.1 rebounds per game, eighth most in the A-10
- Ranked fifth in A-10 in field goal percentage (50.3)
- Led A-10 with 221 field goals ... also finished in top 15 in conference in assists per game (3.5, 13th) and blocks per game (1.06, 11th)
- One of six underclassmen (freshmen or sophomores) in D-I to average 17 points and seven rebounds per game
- Joined T.J. Cline in 2016-17 as the only Spiders to record 500 points, 200 rebounds, and 100 assists in a season
- 117 assists were second most in D-I by player 6'10" or taller (Ethan Happ - 153)

REDSHIRT FRESHMAN (2017-18)

- Scored 498 points, breaking the record for most points by a Spider freshman (Mike Perry - 494 in 1977-78)
- * Averaged team-high 15.6 points per game and recorded 6.7 rebounds per game (second on team)
- One of seven freshmen in D-I to average 15.5 points and six rebounds per game
- Led team with five double-doubles, most by a Spiders freshman since 1998-99 (Charles Stephens)
- Selected Third-Team All-Conference and All-Rookie Team in Atlantic 10 ... With Davidson's Kellan Grady, first freshmen to make A-10 All-Conference team since 2012-13 (Semaj Christon, Xavier)
- Named A-10 Rookie of the Week three times (November 27, January 29, March 5)
- Selected to All-Tournament Team at Cayman Islands Classic after averaging 18 points and five rebounds while shooting 56 percent from field in three games

Most Career Points, Richmond History

| Name | Points | Games |
|-------------------------|--------------|-----------|
| 17. Kenny Wood | 1,427 | 118 |
| 18. Walt Lysaght | 1,425 | 110 |
| 19. Mike Skrocki | 1,408 | 127 |
| 20. Grant Golden | 1,406 | 98 |

Most Career Blocks, Spiders History

| Name | Blocks | Games |
|------------------------|-----------|-----------|
| 1. Darrius Garrett | 231 | 116 |
| 2. Alonzo Nelson-Odoma | 185 | 94 |
| 3. Tim Faulconer | 183 | 116 |
| 4. Kevin Steenberge | 154 | 120 |
| 5. Jeff Pehl | 135 | 110 |
| T6. Johnathan Collins | 133 | 101 |
| T6. Gaston Moliva | 133 | 116 |
| 8. Justin Harper | 113 | 137 |
| 9. Grant Golden | 96 | 98 |





#33 GRANT GOLDEN (CONTINUED)

FRESHMAN (2016-17)

- Granted medical redshirt by NCAA after undergoing cardiac ablation procedure on Dec. 22 to correct an accelerated heart rate that caused him to collapse vs Texas Tech on Dec. 17
- Appeared in nine games totaling 18 points, 18 rebounds, and eight assists
- Led team with 10.6 rebounds per 40 minutes
- Scored career-best six points Dec. 3 vs Wake Forest ... grabbed career-high four rebounds Nov. 25 vs Maryland and Dec. 10 vs UMBC

HIGH SCHOOL

- Moved to St. James HS in Hagerstown, Md. for final two seasons of high school
- Washington County Co-Player of the Year in 2015-16
- Led St. James to Independent-Parochial School League and Mid-Atlantic Conference titles
- Averaged 17.2 PPG, 10.3 rpg, 3.5 APG and 1.3 BPG in his senior year
- Shot 54.7 percent from the field and 42.9 percent from three in 15-16
- Sat out junior season with ankle injury
- Averaged 18.1 PPG and 7.7 RPG in 2013-14 at Sherando HS in Stephens City, Va.

PERSONAL

- Son of Ellen and Craig
- Younger brother Bryce plays basketball at Butler University
- Father played basketball at Fairfield University and two grandfathers played collegiate football
- Born on Jan. 15, 1998

GAMELOGS

| Opponent | Date | GS | MIN | Total | | 3-Pointers | | Free throws | | Rebounds | | | | PF | A | T/O | BLK | STL | PTS | AVG |
|--------------------|------------|----|------------------|----------------|-------------|-------------|-------------|--------------|-------------|-----------|------------|------------|------------|-----------|-----------|-----------|-----------|-----------|------------|-------------|
| | | | | FG-FGA | PCT | 3FG-3FGA | PCT | FT-FTA | PCT | OFF | DEF | TOT | AVG | | | | | | | |
| Saint Francis (PA) | 11/08/2019 | * | 31:30 | 6-10 | .600 | 0-1 | .000 | 3-4 | .750 | 0 | 8 | 8 | 8.0 | 2 | 5 | 1 | 2 | 0 | 15 | 15.0 |
| Vanderbilt | 11/14/2019 | * | 32:22 | 3-10 | .300 | 0-0 | .000 | 0-0 | .000 | 1 | 6 | 7 | 7.5 | 1 | 2 | 2 | 0 | 0 | 6 | 10.5 |
| CSUN | 11/17/2019 | * | 18:05 | 4-6 | .667 | 0-0 | .000 | 3-4 | .750 | 1 | 11 | 12 | 9.0 | 1 | 3 | 0 | 0 | 1 | 11 | 10.7 |
| McNeese | 11/22/2019 | * | 21:30 | 4-9 | .444 | 0-0 | .000 | 2-2 | 1.000 | 3 | 3 | 6 | 8.3 | 1 | 2 | 3 | 1 | 0 | 10 | 10.5 |
| vs Wisconsin | 11/25/2019 | * | 26:59 | 7-12 | .583 | 0-0 | .000 | 2-4 | .500 | 2 | 10 | 12 | 9.0 | 4 | 1 | 1 | 1 | 1 | 16 | 11.6 |
| vs Auburn | 11/26/2019 | * | 22:00 | 7-12 | .583 | 0-2 | .000 | 0-0 | .000 | 3 | 3 | 6 | 8.5 | 3 | 1 | 3 | 1 | 0 | 14 | 12.0 |
| South Alabama | 12/08/2019 | * | 25:51 | 4-8 | .500 | 0-0 | .000 | 0-0 | .000 | 1 | 6 | 7 | 8.3 | 0 | 6 | 2 | 0 | 0 | 8 | 11.4 |
| Col. of Charleston | 12/14/2019 | * | 25:57 | 8-11 | .727 | 1-1 | 1.000 | 0-1 | .000 | 0 | 7 | 7 | 8.1 | 0 | 3 | 1 | 1 | 1 | 17 | 12.1 |
| at Old Dominion | 12/18/2019 | * | 28:00 | 7-10 | .700 | 1-2 | .500 | 4-7 | .571 | 1 | 6 | 7 | 8.0 | 1 | 4 | 3 | 1 | 1 | 19 | 12.9 |
| vs Radford | 12/22/2019 | * | 24:28 | 4-10 | .400 | 0-0 | .000 | 1-2 | .500 | 0 | 7 | 7 | 7.9 | 0 | 1 | 2 | 1 | 1 | 9 | 12.5 |
| at Alabama | 12/29/2019 | * | 28:59 | 7-17 | .412 | 0-1 | .000 | 0-1 | .000 | 3 | 8 | 11 | 8.2 | 1 | 3 | 3 | 1 | 0 | 14 | 12.6 |
| Saint Joseph's | 01/02/2020 | * | 19:33 | 3-6 | .500 | 0-0 | .000 | 2-2 | 1.000 | 1 | 6 | 7 | 8.1 | 1 | 4 | 1 | 1 | 0 | 8 | 12.3 |
| at Rhode Island | 01/05/2020 | * | 27:07 | 5-16 | .313 | 0-1 | .000 | 0-1 | .000 | 2 | 7 | 9 | 8.2 | 1 | 5 | 2 | 1 | 0 | 10 | 12.1 |
| Saint Louis | 01/11/2020 | * | 26:20 | 3-11 | .273 | 0-1 | .000 | 4-5 | .800 | 0 | 5 | 5 | 7.9 | 1 | 3 | 2 | 0 | 1 | 10 | 11.9 |
| at Davidson | 01/14/2020 | * | 28:09 | 3-7 | .429 | 0-0 | .000 | 3-4 | .750 | 0 | 2 | 2 | 7.5 | 2 | 4 | 3 | 0 | 0 | 9 | 11.7 |
| at George Mason | 01/18/2020 | * | 28:04 | 10-13 | .769 | 0-0 | .000 | 5-7 | .714 | 0 | 4 | 4 | 7.3 | 0 | 0 | 3 | 2 | 1 | 25 | 12.6 |
| La Salle | 01/22/2020 | * | 16:34 | 6-6 | 1.000 | 0-0 | .000 | 3-5 | .600 | 0 | 3 | 3 | 7.1 | 4 | 1 | 3 | 1 | 0 | 15 | 12.7 |
| Dayton | 01/25/2020 | * | 30:36 | 3-12 | .250 | 0-1 | .000 | 1-2 | .500 | 3 | 3 | 6 | 7.0 | 1 | 7 | 0 | 1 | 0 | 7 | 12.4 |
| at VCU | 01/28/2020 | * | 27:51 | 10-20 | .500 | 0-3 | .000 | 4-5 | .800 | 1 | 7 | 8 | 7.1 | 1 | 2 | 0 | 1 | 3 | 24 | 13.0 |
| George Washington | 02/01/2020 | * | 20:41 | 9-14 | .643 | 1-2 | .500 | 1-1 | 1.000 | 0 | 3 | 3 | 6.9 | 0 | 2 | 1 | 0 | 1 | 20 | 13.4 |
| at Fordham | 02/08/2020 | * | 26:55 | 1-5 | .200 | 0-0 | .000 | 2-4 | .500 | 1 | 7 | 8 | 6.9 | 1 | 3 | 3 | 1 | 0 | 4 | 12.9 |
| at La Salle | 02/12/2020 | * | 19:01 | 8-11 | .727 | 0-0 | .000 | 0-0 | .000 | 1 | 5 | 6 | 6.9 | 1 | 2 | 1 | 2 | 2 | 16 | 13.0 |
| VCU | 02/15/2020 | * | 29:24 | 7-11 | .636 | 0-0 | .000 | 1-1 | 1.000 | 3 | 7 | 10 | 7.0 | 2 | 6 | 1 | 0 | 1 | 15 | 13.1 |
| George Mason | 02/19/2020 | * | 28:03 | 8-11 | .727 | 0-0 | .000 | 5-5 | 1.000 | 2 | 5 | 7 | 7.0 | 1 | 1 | 4 | 1 | 0 | 21 | 13.5 |
| Totals | | | 24 613:59 | 137-258 | .531 | 3-15 | .200 | 46-67 | .687 | 29 | 139 | 168 | 7.0 | 30 | 71 | 45 | 20 | 14 | 323 | 13.5 |



WALK-ONS

CAREER STATS

| | | | | Field Goals | | 3-Point | | F-Throws | | Rebounds | | | | Scoring | | | | | | |
|--------------|------|-------------|---------------|-------------|-------------|------------|-------------|------------|-------------|----------|----------|----------|------------|------------|----------|----------|----------|----------|----------|------------|
| SEASON | TEAM | GP-GS | MIN/AVG | FG-FGA | FG% | 3FG-FGA | 3FG% | FT-FTA | FT% | OFF | DEF | TOT | AVG | PF-FO | AST | TO | BLK | STL | PTS | AVG |
| 2018-19 | UR | 3-0 | 3/1.0 | 0-0 | .000 | 0-0 | .000 | 0-0 | .000 | 0 | 0 | 0 | 0.0 | 0-0 | 0 | 0 | 0 | 0 | 0 | 0.0 |
| 2019-20 | UR | 7-0 | 9/1.3 | 0-5 | .000 | 0-1 | .000 | 0-0 | .000 | 2 | 0 | 2 | 0.3 | 0-0 | 1 | 0 | 0 | 0 | 0 | 0.0 |
| TOTAL | | 10-0 | 12/1.2 | 0-5 | .000 | 0-1 | .000 | 0-0 | .000 | 2 | 0 | 2 | 0.2 | 0-0 | 1 | 0 | 0 | 0 | 0 | 0.0 |

SOPHOMORE (2018-19)

- Appeared in three games but did not register any statistics ... Made collegiate debut vs Coppin State on December 5

FRESHMAN (2017-18)

- Did not appear in any games

HIGH SCHOOL

- Four-year varsity starter at Eisenhower ... member of school's 1,000-point club ... led team to 40-9 record in his last two seasons
- Three-time All-Woodland Conference selection ... 2-time All-Area selection by Milwaukee Journal Sentinel
- Team captain as a senior ... averaged 15.1 points and 5.2 rebounds per game
- Three-time letterwinner in football ... Honorable Mention All-Woodland Conference at wide receiver as a senior
- DECA (Distributive Education Clubs of America) state qualifier

PERSONAL

- Son of Eric and Kimberly Kulju
- Has an older brother Keenan and a younger sister Tierney
- Born on Sept. 8, 1998
- Last name is pronounced "COOL-you"



#10 SULLIVAN KULJU
F | JR | 6'6" | 220
NEW BERLIN, WI
EISENHOWER

CAREER STATS

| | | | | Field Goals | | 3-Point | | F-Throws | | Rebounds | | | | Scoring | | | | | | |
|--------------|------|------------|--------------|-------------|-------------|------------|-------------|------------|-------------|----------|----------|----------|------------|------------|----------|----------|----------|----------|----------|------------|
| SEASON | TEAM | GP-GS | MIN/AVG | FG-FGA | FG% | 3FG-FGA | 3FG% | FT-FTA | FT% | OFF | DEF | TOT | AVG | PF-FO | AST | TO | BLK | STL | PTS | AVG |
| 2019-20 | UR | 4-0 | 4/1.0 | 0-1 | .000 | 0-0 | .000 | 0-0 | .000 | 1 | 2 | 3 | 0.8 | 0-0 | 0 | 0 | 0 | 0 | 0 | 0.0 |
| TOTAL | | 4-0 | 4/1.0 | 0-1 | .000 | 0-0 | .000 | 0-0 | .000 | 1 | 2 | 3 | 0.8 | 0-0 | 0 | 0 | 0 | 0 | 0 | 0.0 |

HIGH SCHOOL

- Two-time captain at St. Joseph's Prep in Philadelphia

PERSONAL

- Son of Mike and Patricia
- Father Mike played basketball at William & Mary and La Salle ... At William & Mary, Arizin earned All-Southern Conference honors following his freshman and sophomore seasons ... His 35 points against Richmond on Dec. 11, 1973 remains the second-most ever by a William & Mary player in a game at Kaplan Arena ... Averaged 17.3 points and 7.5 rebounds in 54 games for the Tribe ... At La Salle, averaged 11.5 points in 1975-76 and led team in FG pct (49.6)
- Has a brother Luke and a half-brother Matt, who played baseball at Georgetown
- Grandfather Paul Arizin was inducted into the Naismith Memorial Basketball Hall of Fame in 1978 ... He was a 10-time NBA All-Star with the Philadelphia Warriors who twice led the league in scoring ... Missed two seasons in the prime of his career to serve with the Marines in the Korean War ... Third-leading scorer (16,266 points) in NBA history when he retired in 1962 rather than move with the Warriors to San Francisco ... Led nation in scoring (25.3 PPG) as a senior at Villanova in 1950 ... Had his No. 11 jersey retired by Villanova ... Inducted in College Basketball Hall of Fame in 2006 ... Member of inaugural class of Philadelphia Sports Hall of Fame (2004)
- Born on December 16, 2000
- Last name is pronounced "AIR-rizz-in"



#12 GABE ARIZIN
G | FR | 6'4" | 190
WEST CHESTER, PA
ST. JOSEPH'S PREP

CAREER STATS

| | | | | Field Goals | | 3-Point | | F-Throws | | Rebounds | | | | Scoring | | | | | | |
|--------------|------|-------------|---------------|-------------|-------------|------------|-------------|------------|-------------|----------|----------|----------|------------|------------|----------|----------|----------|----------|----------|------------|
| SEASON | TEAM | GP-GS | MIN/AVG | FG-FGA | FG% | 3FG-FGA | 3FG% | FT-FTA | FT% | OFF | DEF | TOT | AVG | PF-FO | AST | TO | BLK | STL | PTS | AVG |
| 2018-19 | UR | 3-0 | 3/1.1 | 1-2 | .500 | 0-0 | .000 | 0-1 | .000 | 1 | 1 | 2 | 0.7 | 0-0 | 1 | 0 | 0 | 0 | 2 | 0.7 |
| 2019-20 | UR | 7-0 | 11/1.5 | 1-1 | 1.000 | 0-0 | .000 | 0-0 | .000 | 0 | 1 | 1 | 0.1 | 1-0 | 0 | 1 | 0 | 0 | 2 | 0.3 |
| TOTAL | | 10-0 | 14/1.4 | 2-3 | .667 | 0-0 | .000 | 0-1 | .000 | 1 | 2 | 3 | 0.3 | 1-0 | 1 | 1 | 0 | 0 | 4 | 0.4 |

JUNIOR (2019-20)

- Scored UR's final basket on a fadeaway jumper from the left block with 1:03 to play vs Saint Joseph's on Jan. 2

SOPHOMORE (2018-19)

- Appeared in three games, registering two points, two rebounds and an assist
- Brought home crowd to its feet with offensive rebound and putback while being fouled vs George Washington on Feb. 9
- Made collegiate debut vs Coppin State on Dec. 5, recording a rebound and assist

FRESHMAN (2017-18)

- Did not appear in a game

HIGH SCHOOL

- 2017 League MVP of New York's Catholic High Schools Athletic Association (CHSAA) A Division
- Averaged 20.5 points per game as a senior ... led team to CHSAA A Divisional Final
- Class A first-team All-State selection

PERSONAL

- Son of Frank and Stephanie Gaitley ... Mother Stephanie is head coach of the women's team at Fordham University and was head coach of the women's team at Richmond from 1985-91 (116-63 in 6 seasons)
- Older brother Dutch played at Temple and Monmouth and is currently an assistant coach for the Charlotte Hornets ... Older brother D.C. played in seven games for Fordham
- Born on June 23, 1998



#31 JORDAN GAITLEY
G | JR | 6'4" | 190
HAVERFORD, PA
FORDHAM PREP (NY)



BOX SCORES



Official Basketball Box Score - Final
Saint Francis (PA) at Richmond
11/09/19 Robins Center, Richmond
2019-20 Men's Basketball

Game Time: 12:00 AM
Game Duration: 2:22
Attendance: 5,602

Officials: Rick Crawford, Jeb Harness, Landon Brando

Saint Francis (PA) - 98

Record: 0-2

| NO. | Name | Min | FG M-A | 3P M-A | FT M-A | Rebounds OR DR | Fouls PF F | TP | AS | TO | ST | Blocks BS | +/- |
|--------|---------------------|---------|-----------|-----------|-----------|-------------------|---------------|----|----|----|----|--------------|-----|
| 5 | Myles Thompson | F 30:35 | 2-11 | 0-3 | 0-1 | 3 6 9 | 1 2 | 4 | 0 | 1 | 2 | 0 | 2 |
| 1 | Ramir Dixon-Conover | G 07:13 | 0-1 | 0-0 | 0-0 | 0 0 0 | 3 0 | 0 | 1 | 1 | 0 | 0 | -11 |
| 11 | Isaiah Blackmon | G 39:10 | 9-17 | 5-10 | 0-0 | 1 5 6 | 4 1 | 23 | 0 | 1 | 1 | 0 | 0 |
| 13 | Keith Braxton | G 43:04 | 7-11 | 1-3 | 5-9 | 5 6 11 | 2 4 | 20 | 8 | 2 | 1 | 0 | 0 |
| 22 | Tyler Stewart | G 40:36 | 7-14 | 2-3 | 4-4 | 2 3 5 | 4 6 | 20 | 3 | 1 | 1 | 2 | -7 |
| 2 | Scott Meredith | 34:17 | 6-10 | 6-9 | 0-0 | 0 3 3 | 1 1 | 18 | 0 | 3 | 0 | 0 | 1 |
| 4 | Randall Gaskins | 10:39 | 0-0 | 0-0 | 2-2 | 0 1 1 | 0 1 | 2 | 0 | 1 | 0 | 0 | 0 |
| 30 | Deividas Kuzavas | 19:26 | 4-8 | 0-0 | 3-6 | 2 4 6 | 4 3 | 11 | 0 | 0 | 0 | 0 | 1 |
| Team | | | | | | 2 1 3 | 0 | 0 | 1 | | | | |
| Totals | | | 35-72 | 14-28 | 14-22 | 15 29 44 | 19 18 | 98 | 12 | 11 | 5 | 2 | 6 |

Technical Fouls: Meredith 1st 8:23

Dead Ball Rebounds: 3, 0

Richmond - 100

Record: 1-0

| NO. | Name | Min | FG | 3P | FT | Rebounds | Fouls | TP | AS | TO | ST | Blocks | BS | BA | + | - |
|--------|----------------------|---------|-------|-------|-------|----------|-------|-----|----|----|----|--------|----|-----|----|---|
| 4 | Nathan Cayo | F 23:27 | 4-7 | 0-0 | 1-1 | 0 3 3 | 4 0 | 9 | 1 | 1 | 0 | 1 | 1 | 1 | 11 | |
| 33 | Grant Golden | F 31:30 | 6-10 | 0-1 | 3-4 | 0 8 8 | 2 4 | 15 | 5 | 1 | 0 | 2 | 0 | 12 | | |
| 00 | Jacob Gilyard | G 42:40 | 7-11 | 2-6 | 8-11 | 0 1 1 | 1 8 | 24 | 8 | 1 | 5 | 0 | 0 | 8 | | |
| 1 | Blake Francis | G 30:12 | 5-14 | 3-5 | 1-2 | 3 1 4 | 2 2 | 14 | 1 | 2 | 1 | 0 | 1 | 10 | | |
| 5 | Nick Sherod | G 36:40 | 9-17 | 6-12 | 3-4 | 1 7 8 | 2 3 | 27 | 1 | 2 | 0 | 0 | 0 | 5 | | |
| 3 | Tyler Burton | 15:33 | 2-3 | 0-1 | 0-0 | 2 2 4 | 1 1 | 4 | 2 | 0 | 1 | 3 | 0 | -8 | | |
| 22 | Andre Gustavson | 17:56 | 0-4 | 0-2 | 0-0 | 0 0 0 | 0 0 | 0 | 2 | 0 | 0 | 0 | 0 | -16 | | |
| 15 | Matt Grace | 06:51 | 0-0 | 0-0 | 0-0 | 1 1 2 | 2 0 | 0 | 1 | 1 | 0 | 0 | 0 | -4 | | |
| 11 | Jake Wojcik | 13:27 | 2-2 | 2-2 | 1-2 | 0 0 0 | 0 0 | 1 | 7 | 1 | 0 | 1 | 0 | -11 | | |
| 2 | Souleymane Koureissi | 06:44 | 0-0 | 0-0 | 0-0 | 0 1 1 | 2 0 | 0 | 0 | 0 | 0 | 0 | 0 | -3 | | |
| Team | | | | | | 0 2 2 | 0 | 0 | 1 | | | | | | | |
| Totals | | | 35-68 | 13-29 | 17-24 | 7 28 33 | 19 19 | 100 | 22 | 9 | 8 | 6 | 2 | -2 | | |

Technical Fouls: Coach 1st 6:39

Dead Ball Rebounds: 4, 1

| | STF | RICH |
|------------------|---------------------------|----------------------------|
| Biggest lead | 12 (2 nd 6:58) | 7 (2 nd 17:37) |
| Best Scoring Run | 7 (2 nd 6:58) | 11 (2 nd 18:20) |
| Lead Changes | 6 | |
| Times Tied | 10 | |
| Time with Lead | 20:17 | 17:49 |

| Points from | STF | RICH |
|---------------|-----|------|
| Turnovers | 12 | 16 |
| Paint | 40 | 38 |
| Second Chance | 26 | 8 |
| Fast Breaks | 13 | 13 |
| Bench | 31 | 11 |

| Period by Period Scoring | 1st | 2nd | OT | TOT |
|--------------------------|-----|-----|----|-----|
| STF | 44 | 46 | 8 | 98 |
| RICH | 42 | 48 | 10 | 100 |



Official Basketball Box Score - Final
Vanderbilt at Richmond
11/15/19 Robins Center, Richmond
2019-20 Men's Basketball

Game Time: 12:00 AM
Game Duration: 2:13
Attendance: 5,602

Officials: Ron Groover, Jeffrey Anderson, Doug Shows

Vanderbilt - 92

Record: 2-1

| NO. | Name | Min | FG | 3P | FT | Rebounds | Fouls | TP | AS | TO | ST | Blocks | BS | BA | + | - |
|--------|-------------------|---------|-------|-------|-------|----------|-------|----|----|----|----|--------|----|----|---|---|
| 1 | Dylan Disu | F 32:41 | 3-9 | 3-9 | 2-2 | 1 4 5 | 3 2 | 11 | 1 | 0 | 3 | 0 | 0 | 3 | | |
| 15 | Clevon Brown | F 37:09 | 3-3 | 0-0 | 0-0 | 2 6 8 | 2 1 | 6 | 0 | 1 | 0 | 3 | 0 | 0 | | |
| 24 | Aaron Nesmith | F 38:46 | 12-18 | 7-12 | 3-6 | 0 7 7 | 3 5 | 34 | 0 | 4 | 0 | 2 | 1 | 0 | | |
| 2 | Scotty Pippen Jr. | G 23:37 | 2-4 | 0-2 | 0-0 | 1 4 5 | 5 1 | 4 | 3 | 3 | 1 | 0 | 0 | -3 | | |
| 3 | Maxwell Evans | G 27:19 | 2-4 | 2-2 | 0-0 | 0 5 5 | 2 1 | 6 | 2 | 2 | 0 | 0 | 0 | -1 | | |
| 0 | Saben Lee | 35:30 | 8-17 | 2-5 | 6-6 | 0 2 2 | 2 3 | 24 | 8 | 5 | 3 | 0 | 0 | 5 | | |
| 4 | Jordan Wright | 14:24 | 3-8 | 1-3 | 0-0 | 4 0 4 | 0 0 | 7 | 1 | 1 | 0 | 0 | 0 | 0 | | |
| 13 | Matthew Moyer | 08:44 | 0-3 | 0-2 | 0-0 | 0 0 0 | 3 1 | 0 | 0 | 0 | 0 | 0 | 0 | -3 | | |
| 50 | Ejike Obinna | 04:28 | 0-0 | 0-0 | 0-0 | 0 1 1 | 0 0 | 0 | 0 | 0 | 0 | 0 | 0 | -4 | | |
| 55 | Oton Jankovic | 02:22 | 0-0 | 0-0 | 0-0 | 0 0 0 | 1 1 | 0 | 0 | 0 | 0 | 0 | 0 | -2 | | |
| Team | | | | | | 2 2 4 | 0 | 0 | 3 | | | | | | | |
| Totals | | | 33-66 | 15-35 | 11-16 | 10 31 41 | 21 15 | 92 | 15 | 19 | 7 | 5 | 1 | -1 | | |

Technical Fouls: NONE

Dead Ball Rebounds: 3, 0

Richmond - 93

Record: 2-0

| NO. | Name | Min | FG | 3P | FT | Rebounds | Fouls | TP | AS | TO | ST | Blocks | BS | BA | + | - |
|--------|----------------------|---------|-------|------|-------|----------|-------|----|----|----|----|--------|----|----|---|---|
| 4 | Nathan Cayo | F 35:41 | 6-9 | 0-0 | 8-9 | 6 2 8 | 2 8 | 20 | 2 | 0 | 1 | 0 | 0 | 4 | | |
| 33 | Grant Golden | F 32:23 | 3-10 | 0-0 | 0-0 | 1 6 7 | 1 2 | 6 | 2 | 2 | 0 | 0 | 1 | -7 | | |
| 00 | Jacob Gilyard | G 40:01 | 8-14 | 4-7 | 6-6 | 0 2 2 | 1 4 | 26 | 4 | 7 | 0 | 1 | 1 | 3 | | |
| 1 | Blake Francis | G 33:07 | 9-17 | 3-9 | 3-4 | 0 4 4 | 4 4 | 24 | 1 | 3 | 0 | 0 | 1 | 0 | | |
| 5 | Nick Sherod | G 37:44 | 5-13 | 2-7 | 2-2 | 1 4 5 | 3 1 | 14 | 3 | 1 | 2 | 0 | 1 | -2 | | |
| 22 | Andre Gustavson | 21:12 | 1-3 | 0-2 | 1-2 | 0 2 2 | 1 2 | 3 | 1 | 0 | 1 | 0 | 0 | -5 | | |
| 2 | Souleymane Koureissi | 07:49 | 0-0 | 0-0 | 0-0 | 0 1 1 | 1 0 | 0 | 1 | 0 | 0 | 0 | 0 | 8 | | |
| 3 | Tyler Burton | 06:38 | 0-1 | 0-0 | 0-0 | 0 1 1 | 2 0 | 0 | 0 | 1 | 0 | 1 | 1 | -1 | | |
| 11 | Jake Wojcik | 10:25 | 0-3 | 0-3 | 0-0 | 0 1 0 | 1 0 | 0 | 2 | 0 | 0 | 0 | 0 | 5 | | |
| Team | | | | | | 1 1 2 | 0 | 0 | 0 | | | | | | | |
| Totals | | | 32-70 | 9-28 | 20-23 | 9 24 33 | 15 21 | 93 | 16 | 11 | 11 | 1 | 5 | -1 | | |

Technical Fouls: NONE

Dead Ball Rebounds: 1, 1

| | VAND | RICH |
|------------------|----------------------------|---------------------------|
| Biggest lead | 7 (1 st 15:52) | 10 (1 st 2:05) |
| Best Scoring Run | 10 (1 st 07:40) | 12 (2 nd 4:13) |
| Lead Changes | 9 | 10 |
| Times Tied | 12 | |
| Time with Lead | 21:47 | 14:29 |

| Points from | VAND | RICH |
|---------------|------|------|
| Turnovers | 10 | 34 |
| Paint | 32 | 38 |
| Second Chance | 9 | 10 |
| Fast Breaks | 10 | 11 |
| Bench | 31 | 3 |

| Period by Period Scoring | 1st | 2nd | OT | TOT |
|--------------------------|-----|-----|----|-----|
| VAND | 29 | 51 | 12 | 92 |
| RICH | 36 | 44 | 13 | 93 |



Official Basketball Box Score - Final
CSUN at Richmond
11/17/19 Robins Center, Richmond
2019-20 Men's Basketball

Game Time: 6:00 PM
Game Duration: 1:47
Attendance: 4,504

Officials: Terry Wyrner, Claudi Pope, Brian Dorsey

CSUN - 62

Record: 0-5

| NO. | Name | Min | FG | 3P | FT | Rebounds | Fouls | TP | AS | TO | ST | Blocks | BS | BA | + | - |
|--------|------------------|---------|-------|------|-------|----------|-------|----|----|----|----|--------|----|-----|---|---|
| 0 | Lance Coleman II | F 14:13 | 0-2 | 0-1 | 0-0 | 0 1 1 | 1 1 | 0 | 0 | 2 | 0 | 0 | 0 | -24 | | |
| 25 | Jared Pearre | F 23:38 | 2-4 | 0-0 | 0-2 | 0 6 6 | 3 1 | 4 | 0 | 1 | 2 | 0 | 0 | -9 | | |
| 3 | Terrell Gomez | G 38:15 | 6-17 | 0-8 | 3-3 | 1 2 3 | 1 2 | 15 | 2 | 3 | 0 | 0 | 0 | -31 | | |
| 10 | Darius Brown II | G 25:26 | 1-5 | 0-1 | 4-4 | 1 0 1 | 2 2 | 6 | 3 | 3 | 2 | 0 | 0 | -5 | | |
| 32 | Brendan Harrick | G 33:08 | 6-10 | 5-7 | 0-0 | 0 0 0 | 1 1 | 17 | 0 | 3 | 0 | 0 | 0 | -21 | | |
| 2 | Elijah Harkless | 25:21 | 2-7 | 0-1 | 2-3 | 0 2 2 | 0 5 | 6 | 3 | 1 | 0 | 1 | 0 | -25 | | |
| 15 | Ron Artest III | 06:55 | 0-1 | 0-0 | 0-0 | 0 3 3 | 1 1 | 0 | 0 | 0 | 0 | 0 | 0 | -17 | | |
| 30 | Michael Ou | 25:14 | 3-7 | 0-0 | 8-9 | 6 2 8 | 2 7 | 14 | 2 | 0 | 0 | 0 | 1 | -5 | | |
| 11 | Festus Ndumanya | 07:50 | 0-2 | 0-0 | 0-0 | 0 0 0 | 1 1 | 0 | 0 | 1 | 0 | 0 | 0 | 2 | | |
| Team | | | | | | 4 2 6 | 0 | 0 | 0 | | | | | | | |
| Totals | | | 20-55 | 5-18 | 17-21 | 12 18 30 | 12 21 | 62 | 9 | 14 | 4 | 1 | 3 | -28 | | |

Technical Fouls: NONE

Dead Ball Rebounds: 1, 0

Richmond - 90

Record: 3-0

| NO. | Name | Min | FG | 3P | FT | Rebounds | Fouls | TP | AS | TO | ST | Blocks | BS | BA | + | - |
|--------|----------------------|---------|-------|-------|-----|----------|-------|----|----|----|----|--------|----|----|---|---|
| 4 | Nathan Cayo | F 19:51 | 2-4 | 0-0 | 0-0 | 1 0 1 | 1 0 | 4 | 2 | 0 | 1 | 0 | 1 | 26 | | |
| 33 | Grant Golden | F 18:05 | 4-6 | 0-0 | 3-4 | 1 1 12 | 1 3 | 11 | 3 | 0 | 1 | 0 | 0 | 29 | | |
| 00 | Jacob Gilyard | G 26:14 | 7-9 | 4-6 | 0-0 | 0 3 3 | 2 0 | 18 | 7 | 1 | 1 | 0 | 0 | 37 | | |
| 1 | Blake Francis | G 25:38 | 6-10 | 3-6 | 1-2 | 0 2 2 | 0 2 | 16 | 4 | 0 | 2 | 0 | 0 | 37 | | |
| 5 | Nick Sherod | G 22:35 | 9-14 | 7-9 | 0-0 | 0 2 2 | 2 0 | 25 | 1 | 1 | 0 | 1 | 0 | 27 | | |
| 2 | Souleymane Koureissi | 14:05 | 2-3 | 0-0 | 1-1 | 2 1 3 | 3 3 | 5 | 1 | 1 | 0 | 2 | 0 | -5 | | |
| 3 | Tyler Burton | 16:08 | 1-4 | 0-3 | 2-2 | 2 2 4 | 2 4 | 4 | 2 | 0 | 0 | 0 | 0 | -1 | | |
| 22 | Andre Gustavson | 17:10 | 2-5 | 0-2 | 0-0 | 1 0 1 | 5 0 | 4 | 1 | 3 | 1 | 0 | 0 | 7 | | |
| 11 | Jake Wojcik | 21:47 | 0-3 | 0-3 | 0-0 | 0 5 5 | 2 0 | 0 | 1 | 3 | 0 | 0 | 0 | 1 | | |
| 15 | Matt Grace | 11:42 | 0-2 | 0-0 | 0-0 | 2 0 2 | 3 0 | 0 | 0 | 1 | 0 | 0 | 0 | -4 | | |
| 21 | Tomas Verbinkis | 03:58 | 1-2 | 1-1 | 0-0 | 1 0 1 | 0 0 | 3 | 0 | 0 | 0 | 0 | 0 | -8 | | |
| 31 | Jordan Galtley | 01:45 | 0-0 | 0-0 | 0-0 | 0 0 0 | 0 0 | 0 | 0 | 0 | 0 | 0 | 0 | -3 | | |
| 10 | Sullivan Kulju | 01:02 | 0-0 | 0-0 | 0-0 | 0 0 0 | 0 0 | 0 | 0 | 0 | 0 | 0 | 0 | -3 | | |
| Team | | | | | | 1 0 1 | 0 | 0 | 1 | | | | | | | |
| Totals | | | 34-62 | 15-30 | 7-9 | 11 26 37 | 21 12 | 90 | 22 | 11 | 6 | 3 | 1 | 28 | | |

Technical Fouls: NONE

| | CSUN | RICH |
|------------------|---------------------------|---------------------------|
| Biggest lead | 0 (1 st 20:00) | 41 (2 nd 4:49) |
| Best Scoring Run | 12 (2 nd 2:27) | 22 (1 st 5:59) |
| Lead Changes | 0 | |
| Times Tied | 0 | |
| Time with Lead | 00:00 | 39:42 |

| Points from | CSUN | RICH |
|---------------|------|------|
| Turnovers | 13 | 22 |
| Paint | 20 | 30 |
| Second Chance | 6 | 11 |
| Fast Breaks | 8 | 11 |
| Bench | 20 | 16 |

| Period by Period Scoring | 1st |
|--------------------------|-----|
|--------------------------|-----|

BOX SCORES



Official Basketball Box Score - Final

Wisconsin at Richmond

11/26/19 Barclays Center, Brooklyn

ROMAN LEGENDS CLASSIC presented by OLD TRAPPER - Semifinal Game 1

Officials: Randy McCall, Earl Walton, Donnie Eppley

Wisconsin - 52

Record: 4-2

| NO. | Name | Min | FG | 3P | FT | Rebounds | Fouls | TP | AS | TO | ST | Blocks | BS | BA | +/ |
|--------|-----------------|---------|-------|------|-------|----------|----------|----|----|----|----|--------|----|----|-----|
| 2 | Aleem Ford | F 27:35 | 0-5 | 0-3 | 3-4 | 0 4 4 | 0 4 3 | 1 | 1 | 0 | 0 | 0 | 0 | 0 | -4 |
| 35 | Nate Reuvers | F 36:43 | 6-14 | 1-4 | 4-4 | 2 5 7 | 3 5 17 | 1 | 1 | 2 | 1 | 1 | 1 | 1 | -12 |
| 0 | D'Mitrik Trice | G 35:44 | 2-10 | 1-6 | 0-0 | 0 2 2 | 0 1 5 | 5 | 1 | 1 | 0 | 1 | 0 | 0 | -6 |
| 3 | Kobe King | G 25:26 | 3-7 | 1-4 | 3-4 | 0 2 7 | 4 2 3 | 10 | 0 | 3 | 0 | 1 | 0 | 1 | -6 |
| 34 | Brad Davidson | G 30:03 | 2-6 | 1-4 | 0-0 | 1 4 5 | 3 2 5 | 0 | 4 | 2 | 0 | 1 | 1 | 1 | -14 |
| 1 | Brevin Pritzl | 26:26 | 2-5 | 1-3 | 0-0 | 0 5 5 | 3 0 5 | 0 | 2 | 0 | 0 | 0 | 0 | 0 | -13 |
| 5 | Tyler Wahl | 15:49 | 2-2 | 2-2 | 1-2 | 1 1 2 | 3 1 7 | 0 | 0 | 1 | 0 | 0 | 0 | 0 | -1 |
| 12 | Trevor Anderson | 02:14 | 0-1 | 0-1 | 0-0 | 0 0 0 | 0 0 0 | 0 | 0 | 1 | 0 | 0 | 0 | 0 | -6 |
| Team | | | | | | 2 0 2 | 0 0 2 | 0 | 2 | | | | | | |
| Totals | | | 17:50 | 7:27 | 11:14 | 8 28 36 | 14 16 52 | 7 | 15 | 6 | 2 | 3 | 10 | | |

Technical Fouls:NONE

| Shooting By Period | | | |
|--------------------------|-------|-------|--|
| 1st FG% | 10-26 | 38.5% | |
| 3PT% | 3-15 | 20.0% | |
| FT% | 6-8 | 75% | |
| 2nd FG% | 7-24 | 29.2% | |
| 3PT% | 4-12 | 33.3% | |
| FT% | 5-6 | 83.3% | |
| GM FG% | 17-50 | 34.0% | |
| 3PT% | 7-27 | 25.9% | |
| FT% | 11-14 | 78.6% | |
| Dead Ball Rebounds: 1, 0 | | | |



Official Basketball Box Score - Final

Auburn at Richmond

11/27/19 Barclays Center, Brooklyn

ROMAN LEGENDS CLASSIC presented by OLD TRAPPER - Championship Game

Officials: Bo Boroski, Chris Beaver, Edwin Young

Auburn - 79

Record: 7-0

| NO. | Name | Min | FG | 3P | FT | Rebounds | Fouls | TP | AS | TO | ST | Blocks | BS | BA | +/ |
|--------|---------------------|---------|-------|------|-------|----------|----------|----|----|----|----|--------|----|----|----|
| 3 | Danjel Purloy | F 31:43 | 3-7 | 1-3 | 6-7 | 2 7 9 | 1 3 13 | 0 | 2 | 1 | 0 | 0 | 0 | 0 | 13 |
| 23 | Isaac Okoro | F 22:56 | 4-6 | 0-1 | 1-1 | 2 4 6 | 4 2 9 | 1 | 2 | 0 | 1 | 0 | 1 | 0 | 15 |
| 50 | Austin Wiley | C 22:17 | 6-7 | 0-0 | 6-11 | 4 4 8 | 3 8 18 | 0 | 2 | 0 | 2 | 1 | 0 | 0 | |
| 5 | J'Von McCormick | G 29:51 | 2-9 | 1-3 | 2-2 | 1 5 6 | 1 1 7 | 6 | 4 | 2 | 0 | 0 | 0 | 0 | 17 |
| 10 | Samir Doughty | G 34:16 | 7-16 | 2-6 | 6-8 | 1 0 1 | 0 5 22 | 3 | 0 | 1 | 0 | 0 | 0 | 0 | 13 |
| 22 | Allen Flanagan | 13:04 | 1-3 | 0-0 | 1-2 | 3 1 4 | 3 1 3 | 0 | 0 | 1 | 0 | 0 | 0 | 0 | -2 |
| 24 | Antemee McLemore | 19:42 | 1-3 | 0-2 | 0-0 | 1 1 2 | 2 0 2 | 1 | 1 | 3 | 1 | 0 | 1 | 0 | 17 |
| 1 | Jamal Johnson | 15:46 | 2-3 | 1-2 | 0-0 | 1 2 3 | 2 1 5 | 1 | 0 | 0 | 0 | 0 | 0 | 0 | 5 |
| 35 | Devan Cambridge | 06:11 | 0-5 | 0-2 | 0-0 | 1 1 2 | 1 0 0 | 0 | 0 | 1 | 0 | 0 | 0 | 0 | -1 |
| 2 | Jaylin Williams | 01:58 | 0-0 | 0-0 | 0-0 | 0 0 0 | 0 0 0 | 0 | 0 | 0 | 0 | 0 | 0 | 0 | -3 |
| 0 | Tyrell Jones | 01:08 | 0-1 | 0-0 | 0-0 | 0 0 0 | 0 0 0 | 0 | 0 | 0 | 0 | 0 | 0 | 0 | -2 |
| 13 | Babatunde Akingbola | 01:08 | 0-0 | 0-0 | 0-0 | 0 0 0 | 0 0 0 | 0 | 0 | 0 | 0 | 0 | 0 | 0 | -2 |
| Team | | | | | | 2 1 3 | 0 0 0 | | | | | | | | |
| Totals | | | 26:60 | 5:19 | 22:31 | 18 26 44 | 17 21 79 | 12 | 13 | 7 | 4 | 2 | 14 | | |

Technical Fouls:NONE

| Shooting By Period | | | |
|--------------------------|-------|-------|--|
| 1st FG% | 9-26 | 34.6% | |
| 3PT% | 14-22 | 63.6% | |
| FT% | 17-34 | 50.0% | |
| 2nd FG% | 17-34 | 50.0% | |
| 3PT% | 3-9 | 33.3% | |
| FT% | 8-9 | 88.9% | |
| GM FG% | 26-60 | 43.3% | |
| 3PT% | 5-19 | 26.3% | |
| FT% | 22-31 | 71.0% | |
| Dead Ball Rebounds: 3, 0 | | | |

Richmond - 62

Record: 5-0

| NO. | Name | Min | FG | 3P | FT | Rebounds | Fouls | TP | AS | TO | ST | Blocks | BS | BA | +/ |
|--------|----------------------|---------|-------|------|-------|----------|----------|----|----|----|----|--------|----|----|----|
| 4 | Nathan Cayo | F 25:07 | 5-6 | 0-0 | 0-0 | 0 2 2 | 3 1 10 | 0 | 0 | 1 | 1 | 0 | 1 | 0 | 17 |
| 33 | Grant Golden | F 26:59 | 7-12 | 0-0 | 2-4 | 2 10 12 | 4 3 16 | 1 | 1 | 1 | 1 | 0 | 0 | 0 | |
| 0 | Jacob Gilyard | G 38:05 | 1-5 | 1-3 | 2-2 | 0 3 3 | 1 2 5 | 5 | 3 | 1 | 0 | 1 | 0 | 1 | 10 |
| 1 | Blake Francis | G 35:17 | 8-18 | 3-9 | 0-0 | 0 0 0 | 4 0 19 | 6 | 2 | 1 | 0 | 0 | 0 | 0 | 14 |
| 5 | Nick Sherod | G 34:22 | 3-9 | 2-4 | 0-0 | 0 4 4 | 2 1 8 | 0 | 1 | 1 | 0 | 1 | 0 | 1 | 8 |
| 2 | Souleymane Koureissi | 08:30 | 1-1 | 0-0 | 1 2 3 | 4 1 2 | 0 1 2 | 0 | 1 | 2 | 0 | 0 | 0 | 0 | 7 |
| 22 | Andre Gustavson | 13:36 | 1-3 | 0-0 | 0-0 | 1 1 2 | 1 1 2 | 0 | 0 | 1 | 0 | 1 | 0 | 0 | -3 |
| 3 | Tyler Burton | 08:25 | 0-2 | 0-1 | 0-0 | 0 4 4 | 0 0 0 | 0 | 0 | 1 | 0 | 0 | 0 | 0 | -2 |
| 15 | Matt Grace | 04:31 | 0-0 | 0-0 | 0-0 | 0 0 0 | 1 0 0 | 0 | 0 | 0 | 0 | 0 | 0 | 0 | -3 |
| 11 | Jake Wojcik | 05:08 | 0-0 | 0-0 | 0-0 | 0 1 1 | 0 1 0 | 0 | 0 | 0 | 0 | 0 | 0 | 0 | -4 |
| Team | | | | | | 0 0 0 | 0 0 0 | | | | | | | | |
| Totals | | | 26:56 | 6:17 | 4:6 | 4 27 31 | 16 14 52 | 12 | 10 | 7 | 3 | 2 | 10 | | |

Technical Fouls:NONE

| Shooting By Period | | | |
|--------------------------|-------|-------|--|
| 1st FG% | 14-31 | 45.2% | |
| 3PT% | 3-10 | 30.0% | |
| FT% | 0-1 | 0% | |
| 2nd FG% | 12-25 | 48.0% | |
| 3PT% | 3-7 | 42.9% | |
| FT% | 4-5 | 80% | |
| GM FG% | 26-56 | 46.4% | |
| 3PT% | 6-17 | 35.3% | |
| FT% | 4-6 | 66.7% | |
| Dead Ball Rebounds: 0, 0 | | | |

| Biggest lead | | UW | RICH |
|------------------|--|--------------|---------------|
| | | 2 (2nd 9:56) | 10 (2nd 1:00) |
| Best Scoring Run | | 8 (2nd 9:56) | 8 (2nd 2:58) |
| Lead Changes | | 4 | |
| Times Tied | | 5 | |
| Time with Lead | | 04:01 | 33:00 |

| Points from | UW | RICH | Period by Period Scoring | | | |
|---------------|----|------|--------------------------|-----|-----|-----|
| Turnovers | 5 | 17 | | 1st | 2nd | TOT |
| Paint | 10 | 28 | UW | 29 | 23 | 52 |
| Second Chance | 4 | 2 | | | | |
| Fast Breaks | 4 | 6 | RICH | 31 | 31 | 62 |
| Bench | 12 | 4 | | | | |

Richmond - 65

Record: 5-1

| NO. | Name | Min | FG | 3P | FT | Rebounds | Fouls | TP | AS | TO | ST | Blocks | BS | BA | +/ |
|--------|----------------------|---------|-------|------|-----|----------|----------|----|----|----|----|--------|----|----|-----|
| 4 | Nathan Cayo | F 31:28 | 2-5 | 0-0 | 4-4 | 0 6 6 | 2 4 8 | 0 | 1 | 0 | 1 | 0 | 1 | 0 | -14 |
| 33 | Grant Golden | F 22:00 | 7-12 | 0-2 | 0-0 | 3 3 6 | 3 3 14 | 1 | 3 | 0 | 1 | 0 | 0 | 0 | -21 |
| 0 | Jacob Gilyard | G 36:10 | 6-12 | 0-2 | 0-0 | 0 4 4 | 2 3 12 | 4 | 1 | 3 | 0 | 3 | 0 | 0 | -11 |
| 1 | Blake Francis | G 35:06 | 3-14 | 0-6 | 1-2 | 1 1 2 | 2 2 7 | 1 | 3 | 1 | 0 | 0 | 0 | 0 | -17 |
| 5 | Nick Sherod | G 35:02 | 5-13 | 2-7 | 0-0 | 0 4 4 | 2 0 12 | 1 | 2 | 0 | 0 | 0 | 0 | 0 | -11 |
| 2 | Souleymane Koureissi | 09:29 | 2-4 | 0-0 | 0-0 | 2 0 2 | 2 1 4 | 0 | 0 | 0 | 0 | 0 | 0 | 0 | 1 |
| 22 | Andre Gustavson | 15:13 | 1-2 | 0-0 | 2-3 | 2 2 5 | 1 2 4 | 0 | 1 | 0 | 0 | 0 | 0 | 0 | -1 |
| 3 | Tyler Burton | 09:58 | 1-2 | 0-1 | 0-0 | 0 0 0 | 5 2 2 | 0 | 0 | 1 | 0 | 0 | 0 | 0 | -2 |
| 11 | Jake Wojcik | 03:50 | 1-1 | 0-0 | 0-0 | 0 1 0 | 0 1 0 | 2 | 0 | 0 | 0 | 0 | 0 | 0 | -3 |
| 15 | Matt Grace | 01:44 | 0-0 | 0-0 | 0-0 | 0 0 0 | 2 0 0 | 0 | 0 | 1 | 0 | 0 | 0 | 0 | -2 |
| Team | | | | | | 3 1 4 | 0 0 0 | | | | | | | | |
| Totals | | | 28:65 | 2:18 | 7:9 | 12 22 34 | 21 17 65 | 7 | 12 | 5 | 2 | 4 | 14 | | |

Technical Fouls:Gilyard 2nd8:10

| | AUB | RIC | Points from | | AUB | RIC | Period by Period Scoring | | | |
|------------------|---------------------------|---------------------------|---------------|----|-----|-----|--------------------------|-----|-----|--|
| Biggest lead | 22 (2 nd 2:29) | 6 (1 st 16:33) | Turnovers | 10 | 13 | | 1st | 2nd | TOT | |
| Best Scoring Run | 10 (2 nd 3:34) | 8 (1 st 4:15) | Paint | 42 | 46 | AUB | 34 | 45 | 79 | |
| Lead Changes | | | Second Chance | 25 | 17 | | | | | |
| Times Tied | 2 | | Fast Breaks | 16 | 9 | RIC | 35 | 30 | 65 | |
| Time with Lead | 29:45 | 09:33 | Bench | 10 | 12 | | | | | |

Game Notes:Roman Legends Classic presented by Old Trapper Tournament MVP - Austin Wiley (Auburn) All-Tournament Team: Reuvers (Wisconsin), Gilyard (Richmond), Golden (Richmond), Doughty (Auburn) *



Official Basketball Box Score - Final

Boston College at Richmond

11/30/19 Robins Center, Richmond

2019-20 Men's Basketball

Officials: Roger Ayers, Brent Hampton, Brian O'Connell

Boston College - 44

Record: 4-4

| NO. | Name | Min | FG | 3P | FT | Rebounds | Fouls | TP | AS | TO | ST | Blocks | BS | BA | +/ |
|--------|------------------|---------|-------|------|-------|----------|---------|----|----|----|----|--------|----|----|-----|
| 1 | Jaius Hamilton | F 22:33 | 3-9 | 2-5 | 0-0 | 0 3 3 | 0 0 8 | 0 | 3 | 2 | 0 | 0 | 0 | 0 | -10 |
| 21 | Nik Popovic | F 31:39 | 1-7 | 0-2 | 0-0 | 2 4 6 | 2 0 2 | 3 | 1 | 0 | 0 | 1 | 0 | 1 | -15 |
| 41 | Steffon Mitchell | F 25:48 | 2-3 | 0-0 | 1-5 | 6 3 9 | 0 4 5 | 1 | 2 | 0 | 1 | 0 | 0 | 0 | -12 |
| 5 | Jay Heath | G 34:15 | 5-11 | 3-7 | 1-2 | 0 4 4 | 0 1 14 | 0 | 3 | 0 | 0 | 0 | 0 | 0 | -13 |
| 11 | Derryck Thornton | G 29:14 | 3-12 | 1-7 | 0-0 | 1 5 6 | 1 4 7 | 3 | 3 | 0 | 0 | 1 | 0 | 0 | -19 |
| 0 | CJ Felder | 21:31 | 1-4 | 0-2 | 2-2 | 0 7 7 | 2 1 4 | 1 | 4 | 1 | 2 | 0 | 1 | 0 | -14 |
| 2 | Julian Rishwain | 25:30 | 1-5 | 1-2 | 1 2 3 | 1 3 4 | 1 2 0 | 1 | 0 | 1 | 0 | 0 | 0 | 0 | -9 |
| 0 | CJ Felder | 04:10 | 0-3 | 0-0 | 0-0 | 0 0 0 | 0 0 0 | 0 | 1 | 0 | 0 | 0 | 0 | 0 | -7 |
| 14 | Kamari Williams | 04:19 | 0-1 | 0-0 | 0-0 | 0 1 0 | 0 0 0 | 0 | 1 | 0 | 0 | 0 | 0 | 0 | -2 |
| 13 | Luka Kraljevic | 01:01 | 0-0 | 0-0 | 0-0 | 0 0 0 | 0 0 0 | 0 | 0 | 0 | 0 | 0 | 0 | 0 | 1 |
| Team | | | | | | 0 0 0 | 0 0 0 | | | | | | | | |
| Totals | | | 16:55 | 7:28 | 5:11 | 10 29 39 | 6 13 44 | 11 | 18 | 2 | 3 | 2 | 20 | | |

Technical Fouls:NONE

BOX SCORES



Official Basketball Box Score - Final
South Alabama at Richmond
12/08/19 Robins Center, Richmond
2019-20 Men's Basketball

Game Time: 7:00 PM
Game Duration: 1:41
Attendance: 5,056

Officials: John Gaffney, Tim Clougherty, Ray Nall

South Alabama - 57

Record: 5-4

| NO. | Name | Min | FG | 3P | FT | Rebounds | Fouls | TP | AS | TO | ST | Blocks | +/- |
|--------|----------------|---------|-------|------|-------|-----------|-------|----|----|----|----|--------|-----|
| | | | M-A | M-A | M-A | OR DR TOT | PF FO | | | | | BS BA | |
| 33 | Josh Ajayi | F 24:53 | 5-11 | 0-2 | 1-2 | 1 5 6 | 0 1 | 11 | 0 | 1 | 0 | 1 | -15 |
| 42 | Trhae Mitchell | F 31:07 | 2-9 | 1-4 | 0-0 | 0 6 6 | 0 2 | 5 | 4 | 0 | 2 | 0 | -18 |
| 1 | Herb McGee | G 31:30 | 3-6 | 3-5 | 3-5 | 0 2 2 | 2 2 | 12 | 1 | 1 | 2 | 0 | -18 |
| 21 | Chad Lott | G 34:01 | 3-9 | 0-0 | 4-6 | 7 2 9 | 0 3 | 10 | 3 | 2 | 1 | 0 | -17 |
| 22 | Andre Fox | G 27:19 | 5-14 | 2-6 | 0-0 | 0 1 1 | 2 0 | 12 | 1 | 3 | 1 | 0 | -10 |
| 4 | Tyreke Lucure | 21:11 | 1-5 | 1-3 | 0-0 | 0 3 3 | 4 0 | 3 | 0 | 1 | 1 | 0 | -8 |
| 32 | Josh Aveni | 15:07 | 0-2 | 0-2 | 2-2 | 1 2 3 | 1 1 | 2 | 0 | 3 | 0 | 1 | -3 |
| 00 | KK Curry | 14:52 | 1-3 | 0-0 | 0-0 | 2 1 3 | 0 0 | 2 | 1 | 1 | 1 | 0 | 0 |
| Team | | | | | | 0 1 1 | 0 | 1 | | | | | |
| Totals | | | 20-59 | 7-22 | 10-15 | 11 23 34 | 9 9 | 57 | 10 | 13 | 8 | 2 3 | -18 |

Technical Fouls: NONE

| Shooting By Period | | |
|--------------------|-------|-------|
| 1st FG% | 9-32 | 28.1% |
| 3PT% | 4-13 | 30.8% |
| FT% | 2-4 | 50% |
| 2nd FG% | 11-27 | 40.7% |
| 3PT% | 3-9 | 33.3% |
| FT% | 8-11 | 72.7% |
| GM FG% | 20-59 | 33.9% |
| 3PT% | 7-22 | 31.8% |
| FT% | 10-15 | 66.7% |

Dead Ball Rebounds: 2, 0



Official Basketball Box Score - Final
Charleston at Richmond
12/14/19 Robins Center, Richmond
2019-20 Men's Basketball

Game Time: 10:00 PM
Game Duration: 1:55
Attendance: 5,804

Officials: Mike Eades, Tommy Morrissey, Ron Groover

Charleston - 71

Record: 5-5

| NO. | Name | Min | FG | 3P | FT | Rebounds | Fouls | TP | AS | TO | ST | Blocks | +/- |
|--------|-----------------|---------|-------|------|-------|-----------|-------|----|----|----|----|--------|-----|
| | | | M-A | M-A | M-A | OR DR TOT | PF FO | | | | | BS BA | |
| 24 | Jaylen McManus | F 32:47 | 2-5 | 0-2 | 0-0 | 2 5 7 | 2 0 | 4 | 1 | 2 | 0 | 0 | -4 |
| 33 | Osinachi Smart | C 12:07 | 1-2 | 0-0 | 0-0 | 2 0 2 | 1 0 | 2 | 0 | 0 | 0 | 0 | 7 |
| 1 | Grant Riller | G 32:59 | 7-15 | 0-3 | 7-8 | 0 3 3 | 1 4 | 21 | 3 | 3 | 1 | 0 | -2 |
| 2 | Brevin Galloway | G 30:55 | 10-17 | 2-8 | 0-0 | 2 3 5 | 2 0 | 22 | 1 | 1 | 5 | 1 | 0 |
| 10 | Zep Jasper | G 29:15 | 1-6 | 1-5 | 0-0 | 0 0 0 | 2 1 | 3 | 0 | 1 | 1 | 0 | -9 |
| 20 | Sam Miller | 27:53 | 5-8 | 3-6 | 3-4 | 1 5 6 | 0 3 | 16 | 1 | 1 | 0 | 0 | -14 |
| 3 | DeAngelo Epps | 07:13 | 0-0 | 0-0 | 0-0 | 0 1 1 | 1 0 | 0 | 0 | 0 | 1 | 0 | -3 |
| 00 | Jaylen Richard | 05:17 | 0-1 | 0-1 | 0-0 | 0 1 1 | 0 0 | 0 | 0 | 1 | 0 | 0 | 0 |
| 13 | Quan McClurey | 12:38 | 1-7 | 0-1 | 0-0 | 2 1 3 | 2 0 | 2 | 0 | 1 | 0 | 0 | 0 |
| 23 | Trevon Reddish | 03:24 | 0-0 | 0-0 | 1-2 | 0 2 2 | 0 1 | 1 | 0 | 1 | 0 | 0 | -1 |
| 5 | Brenden Tucker | 05:32 | 0-0 | 0-0 | 0-0 | 0 0 0 | 0 0 | 0 | 0 | 0 | 0 | 0 | 0 |
| Team | | | | | | 1 0 1 | 0 | 0 | | | | | |
| Totals | | | 27-61 | 6-26 | 11-14 | 10 21 31 | 11 9 | 71 | 6 | 11 | 8 | 1 3 | -7 |

Technical Fouls: NONE

| Shooting By Period | | |
|--------------------|-------|-------|
| 1st FG% | 12-27 | 44.4% |
| 3PT% | 3-13 | 23.1% |
| FT% | 4-6 | 66.7% |
| 2nd FG% | 15-34 | 44.1% |
| 3PT% | 3-13 | 23.1% |
| FT% | 7-8 | 87.5% |
| GM FG% | 27-61 | 44.3% |
| 3PT% | 6-26 | 23.1% |
| FT% | 11-14 | 78.6% |

Dead Ball Rebounds: 1, 0

Richmond - 75

Record: 8-1

| NO. | Name | Min | FG | 3P | FT | Rebounds | Fouls | TP | AS | TO | ST | Blocks | +/- |
|--------|----------------------|---------|-------|-------|-----|-----------|-------|----|----|----|----|--------|-----|
| | | | M-A | M-A | M-A | OR DR TOT | PF FO | | | | | BS BA | |
| 4 | Nathan Cayo | F 19:20 | 4-7 | 0-0 | 0-0 | 1 0 1 | 1 1 | 8 | 0 | 5 | 1 | 0 | 2 |
| 33 | Grant Golden | F 25:50 | 4-8 | 0-0 | 0-0 | 1 6 7 | 0 2 | 8 | 6 | 2 | 0 | 0 | 27 |
| 00 | Jacob Gilyard | G 36:51 | 6-8 | 3-5 | 0-0 | 1 7 8 | 0 0 | 15 | 7 | 0 | 6 | 1 | 0 |
| 1 | Blake Francis | G 32:23 | 4-10 | 3-6 | 4-4 | 0 1 1 | 1 3 | 15 | 4 | 2 | 0 | 0 | 11 |
| 5 | Nick Sherod | G 33:15 | 6-10 | 5-8 | 0-0 | 0 9 9 | 1 0 | 17 | 1 | 1 | 1 | 0 | 20 |
| 15 | Matt Grace | 11:40 | 1-2 | 0-1 | 0-0 | 0 2 2 | 1 0 | 2 | 1 | 1 | 1 | 0 | -8 |
| 2 | Souleymane Koureissi | 06:31 | 0-1 | 0-1 | 0-0 | 0 1 1 | 1 0 | 0 | 0 | 1 | 0 | 0 | -4 |
| 22 | Andre Gustavson | 23:20 | 5-10 | 0-3 | 0-0 | 1 3 4 | 2 3 | 10 | 3 | 0 | 0 | 2 | 13 |
| 11 | Jake Wojcik | 08:18 | 0-1 | 0-1 | 0-0 | 0 2 2 | 2 0 | 0 | 0 | 0 | 0 | 0 | 6 |
| 10 | Sullivan Kulju | 01:16 | 0-1 | 0-0 | 0-0 | 1 0 1 | 0 0 | 0 | 0 | 0 | 0 | 0 | -3 |
| 31 | Jordan Gaitley | 01:16 | 0-0 | 0-0 | 0-0 | 0 0 0 | 0 0 | 0 | 0 | 0 | 0 | 0 | -3 |
| Team | | | | | | 0 0 0 | 0 | 0 | | | | | |
| Totals | | | 30-58 | 11-25 | 4-4 | 5 31 36 | 9 9 | 75 | 22 | 12 | 9 | 3 2 | 18 |

Technical Fouls: NONE

| Shooting By Period | | |
|--------------------|-------|--------|
| 1st FG% | 11-20 | 55.0% |
| 3PT% | 3-11 | 27.3% |
| FT% | 4-4 | 100% |
| 2nd FG% | 19-30 | 63.3% |
| 3PT% | 8-14 | 57.1% |
| FT% | 0-0 | 0% |
| GM FG% | 30-58 | 51.7% |
| 3PT% | 11-25 | 44.0% |
| FT% | 4-4 | 100.0% |

Dead Ball Rebounds: 0, 0

| | USA | RICH |
|------------------|---------------|---------------|
| Biggest lead | 5 (1st 16:22) | 26 (2nd 4:30) |
| Best Scoring Run | 8 (1st 3:51) | 9 (2nd 19:48) |
| Lead Changes | 7 | |
| Times Tied | 2 | |
| Time with Lead | 07:58 | 29:49 |

| Points from Turnovers | | USA | RICH |
|--------------------------|--|-----|------|
| Paint | | 24 | 32 |
| Second Chance | | 10 | 8 |
| Fast Breaks | | 1 | 8 |
| Bench | | 7 | 12 |
| Period by Period Scoring | | USA | RICH |
| 1st | | 24 | 33 |
| 2nd | | 51 | 75 |

Richmond - 78

Record: 9-1

| NO. | Name | Min | FG | 3P | FT | Rebounds | Fouls | TP | AS | TO | ST | Blocks | +/- |
|--------|----------------------|---------|-------|------|-----|-----------|-------|----|----|----|----|--------|-----|
| | | | M-A | M-A | M-A | OR DR TOT | PF FO | | | | | BS BA | |
| 4 | Nathan Cayo | F 26:59 | 5-6 | 0-0 | 1-2 | 0 5 5 | 2 2 | 11 | 0 | 3 | 0 | 1 | 0 |
| 33 | Grant Golden | F 25:57 | 8-11 | 1-1 | 0-1 | 0 7 7 | 0 2 | 17 | 3 | 1 | 1 | 1 | 0 |
| 00 | Jacob Gilyard | G 38:41 | 2-6 | 1-5 | 2-2 | 1 5 6 | 2 1 | 7 | 8 | 4 | 3 | 0 | 5 |
| 1 | Blake Francis | G 32:24 | 6-14 | 4-9 | 4-4 | 1 2 3 | 2 3 | 20 | 3 | 1 | 1 | 0 | 0 |
| 5 | Nick Sherod | F 27:33 | 4-9 | 1-6 | 0-0 | 2 5 7 | 1 1 | 9 | 2 | 1 | 0 | 0 | 0 |
| 2 | Souleymane Koureissi | 09:17 | 2-2 | 0-0 | 0-0 | 1 0 1 | 1 0 | 4 | 1 | 0 | 0 | 0 | 12 |
| 3 | Tyler Burton | 11:05 | 0-3 | 0-0 | 0-0 | 1 1 2 | 0 0 | 0 | 0 | 0 | 0 | 0 | 13 |
| 22 | Andre Gustavson | 22:30 | 4-8 | 2-4 | 0-0 | 0 1 1 | 0 1 | 10 | 0 | 0 | 2 | 1 | 1 |
| 11 | Jake Wojcik | 03:02 | 0-0 | 0-0 | 0-0 | 0 0 0 | 0 0 | 0 | 2 | 0 | 0 | 0 | 1 |
| 15 | Matt Grace | 02:32 | 0-0 | 0-0 | 0-0 | 1 0 1 | 1 1 | 0 | 0 | 0 | 0 | 0 | 1 |
| Team | | | | | | 1 0 1 | 0 | 0 | | | | | |
| Totals | | | 31-59 | 9-25 | 7-9 | 8 26 34 | 9 11 | 78 | 19 | 10 | 7 | 3 1 | 7 |

Technical Fouls: NONE

| Shooting By Period | | |
|--------------------|-------|-------|
| 1st FG% | 17-32 | 53.1% |
| 3PT% | 5-13 | 38.5% |
| FT% | 0-0 | 0% |
| 2nd FG% | 14-27 | 51.9% |
| 3PT% | 4-12 | 33.3% |
| FT% | 7-9 | 77.8% |
| GM FG% | 31-59 | 52.5% |
| 3PT% | 9-25 | 36.0% |
| FT% | 7-9 | 77.8% |

Dead Ball Rebounds: 1, 0

Official Basketball Box Score -- Game Totals -- Final Statistics RICHMOND vs Old Dominion 12/18/19 7:05 PM at NORFOLK, Va.

RICHMOND 62 • 10-1

| # | Player | | Total | | 3-Ptr | | Rebounds | | | PF | TP | A | TO | Bk | Stl | Min |
|--------|-----------------------|---|--------|--------|--------|-----|----------|-----|----|----|----|----|----|----|-----|-----|
| | | | FG-FGA | FG-FGA | FT-FTA | Off | Def | Tot | | | | | | | | |
| 04 | Cayo, Nathan | f | 2-6 | 0-0 | 4-4 | 0 | 2 | 2 | 3 | 8 | 0 | 1 | 1 | 0 | 29 | |
| 33 | Golden, Grant | f | 7-10 | 1-2 | 4-7 | 1 | 6 | 7 | 1 | 19 | 4 | 3 | 1 | 1 | 28 | |
| 00 | Gilyard, Jacob | g | 2-8 | 0-3 | 2-2 | 0 | 3 | 3 | 1 | 6 | 4 | 0 | 1 | 4 | 40 | |
| 01 | Francis, Blake | g | 7-17 | 3-7 | 1-2 | 1 | 3 | 4 | 3 | 18 | 3 | 4 | 0 | 2 | 33 | |
| 05 | Sherod, Nick | g | 3-7 | 1-5 | 0-0 | 0 | 5 | 5 | 0 | 7 | 2 | 2 | 0 | 1 | 29 | |
| 02 | Koureissi, Souleymane | | 0-0 | 0-0 | 0-0 | 0 | 1 | 1 | 3 | 0 | 0 | 0 | 0 | 0 | 3 | |
| 03 | Burton, Tyler | | 0-2 | 0-1 | 0-0 | 0 | 1 | 3 | 4 | 1 | 0 | 0 | 1 | 0 | 9 | |
| 11 | Wojcik, Jake | | 0-0 | 0-0 | 0-0 | 0 | 0 | 0 | 0 | 0 | 0 | 0 | 0 | 0 | 2 | |
| 15 | Grace, Matt | | 0-0 | 0-0 | 0-0 | 0 | 1 | 0 | 1 | 2 | 0 | 0 | 0 | 0 | 5 | |
| 22 | Gustavson, Andre | | 0-1 | 0-1 | 4-4 | 0 | 1 | 1 | 3 | 4 | 1 | 1 | 0 | 0 | 22 | |
| Team | | | | | | | 1 2 3 | | | | | | | | | |
| Totals | | | 21-51 | 5-19 | 15-19 | 5 | 26 | 31 | 17 | 62 | 14 | 12 | 3 | 8 | 200 | |

| | | | |
|----------------------------|-----------------------|-------------------|---------------------|
| FG % 1st Half: 10-26 38.5% | 2nd half: 11-25 44.0% | Game: 21-51 41.2% | Deadball Rebounds 1 |
| 3FG % 1st Half: 1-9 11.1% | 2nd half: 4-10 40.0% | Game: 5-19 26.3% | |
| FT % 1st Half: 10-13 76.9% | 2nd half: 5-6 83.3% | Game: 15-19 78.9% | |

Old Dominion 59 • 3-9

| | | Total | 3-Ptr | Rebounds | | | | | | | | | | | | | |
|--------|----------------|--------|--------|----------|-----|-----|-----|----|----|---|----|----|-----|-----|--|--|--|
| # | Player | FG-FGA | FG-FGA | FT-FTA | Off | Def | Tot | PF | TP | A | TO | Bk | Stl | Min | | | |
| 13 | Aaron Carver | f 0-1 | 0-0 | 0-0 | 0 | 4 | 4 | 3 | 0 | 0 | 1 | 0 | 1 | 16 | | | |
| 01 | Jason Wade | g 3-5 | 0-1 | 3-4 | 2 | 4 | 6 | 2 | 9 | 1 | 2 | 1 | 2 | 27 | | | |
| 03 | Malik Curry | g 4-12 | 1-5 | 1-2 | 0 | 2 | 2 | 1 | 10 | 4 | 1 | 0 | 1 | 28 | | | |
| 10 | Xavier Green | g 5-11 | 1-4 | 3-3 | 1 | 4 | 5 | 2 | 14 | 1 | 3 | 0 | 1 | 33 | | | |
| 11 | A.J. Oliver II | g 2-10 | 2-6 | 2-3 | 0 | 1 | 1 | 2 | 8 | 2 | 1 | 1 | 1 | 34 | | | |
| 00 | Marquis Godwin | 1-5 | 1-4 | 0-0 | 0 | 1 | 1 | 1 | 3 | 0 | 2 | 0 | 0 | 20 | | | |
| 12 | Jaylin Hunter | 0-0 | 0-0 | 0-0 | 0 | 0 | 0 | 0 | 0 | 0 | 0 | 0 | 0 | 1 | | | |
| 15 | Joe Reece | 1-2 | 0-1 | 0-0 | 0 | 1 | 1 | 0 | 2 | 0 | 2 | 0 | 0 | 5 | | | |
| 22 | Kalu Ezikpe | 5-6 | 0-1 | 1-2 | 1 | 5 | 6 | 2 | 11 | 1 | 0 | 1 | 0 | 21 | | | |
| 23 | Dajour Dickens | 0-0 | 0-0 | 2-2 | 0 | 5 | 5 | 1 | 2 | 0 | 0 | 0 | 1 | 15 | | | |
| Team | | | | | 2 | 1 | 3 | | | | | | | | | | |
| Totals | | 21-52 | 5-22 | 12-16 | 6 | 28 | 34 | 14 | 59 | 9 | 14 | 3 | 7 | 200 | | | |

BOX SCORES



Official Basketball Box Score - Final
Richmond at Alabama
12/29/19 Coleman Coliseum, Tuscaloosa
Alabama vs Richmond

Game Time: 11:30 PM
Game Duration: 2:06
Attendance: 5,960

Officials: Doug Showers, Ron Groover, Ted Valentine

Richmond - 78

Record: 10-3

| NO. | Name | Min | FG | 3P | FT | Rebounds | Fouls | TP | AS | TO | ST | Blocks | +/- |
|--------|----------------------|---------|-------|------|-------|-----------|----------|----|----|----|----|--------|-----|
| | | | M-A | M-A | M-A | OR DR TOT | PF FD | | | | | BS BA | |
| 4 | Nathan Cayo | F 16:17 | 1-4 | 0-0 | 1-2 | 1 4 5 | 4 2 3 | 0 | 1 | 1 | 0 | 1 | -14 |
| 33 | Grant Golden | F 28:59 | 7-17 | 0-1 | 0-1 | 3 8 11 | 1 2 14 | 3 | 3 | 0 | 1 | 2 | -5 |
| 00 | Jacob Gilyard | G 38:45 | 5-10 | 1-3 | 10-11 | 1 1 2 | 1 8 21 | 4 | 1 | 3 | 0 | 0 | -7 |
| 1 | Blake Francis | G 36:39 | 5-19 | 0-8 | 4-4 | 2 0 2 | 1 3 14 | 1 | 2 | 1 | 0 | 3 | -7 |
| 5 | Nick Sherod | G 27:11 | 2-8 | 1-5 | 0-0 | 0 3 3 | 1 0 5 | 2 | 1 | 1 | 0 | 0 | -1 |
| 2 | Souleymane Koureissi | 08:41 | 1-1 | 0-0 | 0-0 | 0 0 0 | 3 1 1 | 2 | 0 | 1 | 0 | 0 | -3 |
| 22 | Andre Gustavson | 07:21 | 0-1 | 0-1 | 0-0 | 0 0 0 | 1 1 0 | 0 | 0 | 1 | 0 | 0 | -17 |
| 11 | Jake Wojcik | 19:24 | 5-5 | 4-4 | 3-4 | 1 4 5 | 2 2 17 | 0 | 1 | 2 | 0 | 0 | -7 |
| 3 | Tyler Burton | 14:23 | 1-4 | 0-2 | 0-0 | 3 3 5 | 2 0 2 | 1 | 0 | 0 | 1 | 0 | 5 |
| 15 | Matt Grace | 02:20 | 0-0 | 0-0 | 0-0 | 0 0 0 | 0 0 0 | 0 | 0 | 0 | 0 | 0 | -4 |
| Team | | | | | | 3 0 3 | | | | 0 | 0 | | |
| Totals | | | 27-69 | 6-24 | 18-22 | 13 23 36 | 18 19 78 | 11 | 10 | 9 | 2 | 6 | -12 |

Technical Fouls: NONE

| Shooting By Period | | |
|--------------------------|-------|-------|
| 1st FG% | 15-34 | 44.1% |
| 3PT% | 2-9 | 22.2% |
| FT% | 7-9 | 77.8% |
| 2nd FG% | 12-35 | 34.3% |
| 3PT% | 4-15 | 26.7% |
| FT% | 11-13 | 84.6% |
| GM FG% | 27-69 | 39.1% |
| 3PT% | 6-24 | 25.0% |
| FT% | 18-22 | 81.8% |
| Dead Ball Rebounds: 1, 0 | | |



Official Basketball Box Score - Final
Saint Joseph's at Richmond
01/03/20 Robins Center, Richmond
2019-20 Men's Basketball

Game Time: 12:00 AM
Game Duration: 1:54
Attendance: 5,016

Officials: Ted Valentine, Bert Smith, Bill Covington Jr.

Saint Joseph's - 52

Record: 3-10 (0-1)

| NO. | Name | Min | FG | 3P | FT | Rebounds | Fouls | TP | AS | TO | ST | Blocks | +/- |
|--------|-----------------|---------|-------|------|-----|-----------|---------|----|----|----|----|--------|-----|
| | | | M-A | M-A | M-A | OR DR TOT | PF FD | | | | | BS BA | |
| 2 | Myles Douglas | F 29:46 | 4-9 | 1-3 | 0-0 | 0 2 2 | 1 1 9 | 0 | 2 | 0 | 0 | 2 | -23 |
| 12 | Anthony Longpre | F 22:23 | 2-5 | 2-5 | 0-2 | 0 6 6 | 1 2 6 | 2 | 4 | 0 | 0 | 2 | -21 |
| 1 | Ryan Daly | G 31:29 | 3-8 | 0-2 | 2-4 | 1 3 4 | 2 4 8 | 3 | 6 | 1 | 1 | 0 | -16 |
| 3 | Cameron Brown | G 24:40 | 5-10 | 1-6 | 0-0 | 3 4 7 | 1 1 11 | 2 | 2 | 1 | 0 | 0 | -16 |
| 10 | Rahmir Moore | G 25:40 | 3-8 | 1-3 | 0-0 | 0 2 2 | 1 0 7 | 0 | 3 | 1 | 0 | 0 | -26 |
| 00 | Chereef Knox | 20:29 | 2-6 | 1-4 | 0-0 | 1 0 1 | 4 0 5 | 1 | 2 | 1 | 1 | 0 | -17 |
| 21 | Lorenzo Edwards | 17:37 | 1-9 | 0-4 | 0-0 | 3 6 9 | 5 1 1 | 2 | 1 | 1 | 0 | 0 | -11 |
| 11 | Toliver Freeman | 14:08 | 1-3 | 0-2 | 0-0 | 0 3 3 | 0 0 2 | 0 | 0 | 0 | 0 | 0 | 2 |
| 5 | Greg Smith | 07:02 | 1-2 | 0-1 | 0-0 | 0 0 0 | 0 0 0 | 2 | 0 | 0 | 0 | 0 | 0 |
| 25 | Dennis Ashley | 06:46 | 0-0 | 0-0 | 0-0 | 0 2 2 | 3 0 0 | 0 | 1 | 0 | 0 | 0 | -12 |
| Team | | | | | | 2 0 2 | | | | 0 | 0 | | |
| Totals | | | 22-60 | 6-30 | 2-6 | 10 28 38 | 18 9 52 | 9 | 21 | 4 | 4 | 3 | -32 |

Technical Fouls: NONE

| Shooting By Period | | |
|--------------------------|-------|-------|
| 1st FG% | 10-27 | 37.0% |
| 3PT% | 3-14 | 21.4% |
| FT% | 0-2 | 0% |
| 2nd FG% | 12-33 | 36.4% |
| 3PT% | 3-16 | 18.8% |
| FT% | 2-4 | 50% |
| GM FG% | 22-60 | 36.7% |
| 3PT% | 6-30 | 20.0% |
| FT% | 2-6 | 33.3% |
| Dead Ball Rebounds: 2, 0 | | |

Alabama - 90

Record: 7-5

| NO. | Name | Min | FG | 3P | FT | Rebounds | Fouls | TP | AS | TO | ST | Blocks | +/- |
|--------|-------------------|---------|-------|-------|-------|-----------|----------|----|----|----|----|--------|-----|
| | | | M-A | M-A | M-A | OR DR TOT | PF FD | | | | | BS BA | |
| 0 | Javian Davis | F 12:12 | 1-1 | 0-0 | 0-0 | 1 1 2 | 3 0 2 | 1 | 1 | 0 | 0 | 0 | 2 |
| 3 | Alex Reese | F 17:58 | 2-7 | 1-4 | 3-4 | 3 5 8 | 1 2 8 | 3 | 1 | 1 | 1 | 0 | 5 |
| 1 | Herbert Jones | G 23:16 | 5-9 | 0-1 | 1-2 | 4 6 10 | 4 3 11 | 0 | 3 | 2 | 1 | 0 | 2 |
| 2 | Kira Lewis Jr. | G 36:00 | 7-13 | 1-3 | 2-3 | 1 3 4 | 3 3 17 | 4 | 1 | 1 | 1 | 2 | 11 |
| 23 | John Petty Jr. | G 34:26 | 6-10 | 3-4 | 2-2 | 2 4 6 | 1 2 17 | 4 | 7 | 0 | 2 | 0 | 6 |
| 5 | Jaden Shackelford | 30:33 | 8-18 | 6-13 | 6-7 | 2 6 8 | 1 4 28 | 0 | 0 | 0 | 0 | 0 | 18 |
| 30 | Galin Smith | 16:15 | 0-0 | 0-0 | 0-1 | 2 3 5 | 3 2 0 | 0 | 0 | 0 | 1 | 0 | 4 |
| 11 | James Bolden | 23:56 | 2-7 | 1-4 | 0-0 | 0 2 2 | 3 1 5 | 2 | 2 | 0 | 0 | 0 | 16 |
| 12 | Jaylen Forbes | 05:24 | 0-1 | 0-1 | 2-2 | 0 1 1 | 0 1 2 | 0 | 0 | 0 | 0 | 0 | -4 |
| Team | | | | | | 2 1 3 | | | | 0 | 0 | | |
| Totals | | | 31-66 | 12-30 | 16-21 | 17 32 49 | 20 18 90 | 14 | 15 | 4 | 6 | 2 | 12 |

Technical Fouls: Coach 1st 2nd 3rd 4th

| Shooting By Period | | |
|--------------------------|-------|-------|
| 1st FG% | 16-37 | 43.2% |
| 3PT% | 5-19 | 26.3% |
| FT% | 6-8 | 75% |
| 2nd FG% | 15-29 | 51.7% |
| 3PT% | 7-11 | 63.6% |
| FT% | 10-13 | 76.9% |
| GM FG% | 31-66 | 47.0% |
| 3PT% | 12-30 | 40.0% |
| FT% | 16-21 | 76.2% |
| Dead Ball Rebounds: 0, 0 | | |

| UR | | UA | |
|------------------|---------------------------|----------------------------|--|
| Biggest lead | 5 (1 st 17:50) | 16 (2 nd 10:31) | |
| Best Scoring Run | 8 (1 st 1:40) | 11 (1 st 13:53) | |
| Lead Changes | 4 | | |
| Times Tied | 0 | | |
| Time with Lead | 03:41 | 36:04 | |

| Points from | UR | UA |
|---------------|----|----|
| Turnovers | 13 | 12 |
| Paint | 34 | 38 |
| Second Chance | 9 | 17 |
| Fast Breaks | 2 | 10 |
| Bench | 21 | 35 |

| Period by Period Scoring | | | |
|--------------------------|-----|-----|-----|
| | 1st | 2nd | TOT |
| UR | 39 | 39 | 78 |
| UA | 43 | 47 | 90 |

Richmond - 84

Record: 11-3 (1-0)

| NO. | Name | Min | FG | 3P | FT | Rebounds | Fouls | TP | AS | TO | ST | Blocks | +/- |
|--------|----------------------|---------|-------|------|-------|-----------|---------|----|----|----|----|--------|-----|
| | | | M-A | M-A | M-A | OR DR TOT | PF FD | | | | | BS BA | |
| 4 | Nathan Cayo | F 18:59 | 2-6 | 0-0 | 0-0 | 0 1 1 | 3 0 4 | 1 | 0 | 1 | 2 | 1 | 15 |
| 33 | Grant Golden | F 19:33 | 3-6 | 0-0 | 2-2 | 1 6 7 | 1 3 8 | 4 | 1 | 0 | 1 | 0 | 10 |
| 00 | Jacob Gilyard | G 29:45 | 6-13 | 1-6 | 0-0 | 1 3 4 | 1 2 13 | 3 | 1 | 2 | 0 | 0 | 22 |
| 1 | Blake Francis | G 30:37 | 8-16 | 2-6 | 5-5 | 0 3 3 | 2 4 23 | 0 | 1 | 2 | 0 | 1 | 24 |
| 5 | Nick Sherod | G 19:55 | 4-8 | 1-4 | 0-0 | 0 5 5 | 1 1 9 | 2 | 0 | 0 | 0 | 0 | 17 |
| 15 | Matt Grace | 12:52 | 1-1 | 0-0 | 2-2 | 1 3 4 | 0 3 4 | 3 | 2 | 0 | 0 | 0 | 17 |
| 11 | Jake Wojcik | 17:39 | 4-5 | 3-4 | 3-3 | 0 0 0 | 1 2 14 | 3 | 1 | 2 | 0 | 0 | 29 |
| 3 | Tyler Burton | 09:51 | 1-2 | 0-1 | 2-2 | 0 2 2 | 0 1 4 | 0 | 1 | 0 | 0 | 0 | 6 |
| 22 | Andre Gustavson | 25:55 | 0-2 | 0-1 | 0-0 | 2 3 5 | 0 1 0 | 0 | 1 | 2 | 0 | 0 | 10 |
| 2 | Souleymane Koureissi | 08:19 | 1-3 | 1-2 | 0-0 | 0 2 2 | 0 0 3 | 0 | 0 | 0 | 0 | 1 | 11 |
| 31 | Jordan Gatley | 03:01 | 1-1 | 0-0 | 0-0 | 0 0 0 | 0 1 2 | 0 | 0 | 0 | 0 | 0 | -1 |
| 10 | Sullivan Kulju | 02:06 | 0-1 | 0-1 | 0-0 | 0 0 0 | 0 0 0 | 0 | 0 | 0 | 0 | 0 | 1 |
| 12 | Gabe Arizin | 01:28 | 0-1 | 0-0 | 0-0 | 1 0 1 | 0 0 0 | 0 | 0 | 0 | 0 | 0 | -1 |
| Team | | | | | | 0 0 0 | | | | 0 | 0 | | |
| Totals | | | 31-65 | 8-25 | 14-14 | 6 28 34 | 9 18 84 | 16 | 8 | 9 | 3 | 4 | 32 |

Technical Fouls: NONE

| SJU | | RICH | |
|------------------|---------------------------|---------------------------|--|
| Biggest lead | 1 (1 st 8:38) | 35 (2 nd 1:03) | |
| Best Scoring Run | 7 (2 nd 10:48) | 12 (1 st 3:31) | |
| Lead Changes | 2 | | |
| Times Tied | 0 | | |
| Time with Lead | 01:21 | 37:38 | |

| Points from | SJU | RICH |
|---------------|-----|------|
| Turnovers | 5 | 27 |
| Paint | 28 | 44 |
| Second Chance | 15 | 5 |
| Fast Breaks | 5 | 9 |
| Bench | 11 | 27 |

| Period by Period Scoring | | | |
|--------------------------|-----|-----|-----|
| | 1st | 2nd | TOT |
| SJU | 23 | 29 | 52 |
| RICH | 44 | 40 | 84 |



Official Basketball Box Score - Final
Richmond at Rhode Island
01/05/20 Thomas M. Ryan Center, South Kingstown
2019-20 Men's Basketball

Game Time: 5:04 PM
Game Duration: 1:46
Attendance: 5,335

Officials: Roger Ayers, Jeffrey Clark, Nathan Farrell

Richmond - 69

Record: 12-3 (2-0)

| NO. | Name | Min | FG | 3P | FT | Rebounds | Fouls | TP | AS | TO | ST | Blocks | +/- |
|--------|----------------------|---------|-------|-------|-----|-----------|----------|----|----|----|----|--------|-----|
| | | | M-A | M-A | M-A | OR DR TOT | PF FD | | | | | BS BA | |
| 4 | Nathan Cayo | F 28:49 | 7-14 | 0-0 | 5-7 | 3 8 11 | 1 5 19 | 1 | 0 | 1 | 2 | 2 | 2 |
| 33 | Grant Golden | F 27:07 | 5-16 | 0-1 | 0-1 | 2 7 9 | 1 1 10 | 5 | 2 | 0 | 1 | 0 | 9 |
| 0 | Jacob Gilyard | G 29:32 | 3-9 | 0-3 | 0-0 | 1 4 5 | 2 2 6 | 4 | 0 | 2 | 0 | 1 | -8 |
| 1 | Blake Francis | G 36:36 | 5-12 | 3-7 | 0-0 | 0 3 3 | 1 3 13 | 0 | 4 | 1 | 0 | 1 | 10 |
| 5 | Nick Sherod | G 29:31 | 5-10 | 3-4 | 0-0 | 2 6 8 | 3 0 13 | 2 | 0 | 1 | 0 | 2 | 2 |
| 15 | Matt Grace | 11:05 | 0-1 | 0-1 | 0-0 | 0 3 3 | 2 1 0 | 1 | 0 | 0 | 0 | 0 | 2 |
| 22 | Andre Gustavson | 11:34 | 0-0 | 0-0 | 0-0 | 0 0 0 | 0 0 0 | 0 | 0 | 3 | 0 | 0 | 5 |
| 3 | Tyler Burton | 10:21 | 2-2 | 2-2 | 0-0 | 2 2 2 | 0 0 0 | 0 | 0 | 0 | 0 | 0 | 8 |
| 11 | Jake Wojcik | 13:37 | 1-2 | 0-1 | 0-0 | 0 0 0 | 1 0 2 | 0 | 1 | 0 | 0 | 0 | 13 |
| 2 | Souleymane Koureissi | 01:48 | 0-0 | 0-0 | 0-0 | 0 0 0 | 1 0 0 | 0 | 0 | 0 | 0 | 0 | -3 |
| Team | | | | | | 0 0 0 | | | | 0 | 1 | | |
| Totals | | | 28-66 | 18-39 | 5-8 | 8 33 41 | 14 12 69 | 13 | 9 | 7 | 2 | 6 | 8 |

Technical Fouls: NONE

| Shooting By Period | | |
|--------------------|-------|-------|
| 1st FG% | 11-29 | 37.9% |
| 3PT% | 4-9 | 44.4% |
| FT% | 4-7 | 57.1% |
| 2nd FG% | 17-37 | 45.9% |
| 3PT% | 4-10 | 40.0% |
| FT% | 1-1 | 100% |
| GM FG% | 28-66 | 42.4% |
| 3PT% | 8-19 | 42.1% |
| FT% | 5-8 | 62.5% |

BOX SCORES



Official Basketball Box Score - Final
Richmond at Davidson
01/15/20 Bask Arena, Davidson
2019-20 Men's Basketball

Game Time: 12:00 AM
Game Duration: 2:30
Attendance: 3,503

Officials: Jamie Luckie, Chuck Jones, Tony Greene

Richmond - 70

Record: 13-4 (3-1)

| NO. | Name | Min | FG | 3P | FT | Rebounds | Fouls | TP | AS | TO | ST | Blocks | BS | BA | + |
|--------|----------------------|---------|-------|------|-------|----------|-------|----|----|----|----|--------|----|----|---|
| 4 | Nathan Cayo | F 29:24 | 4-8 | 0-0 | 2-2 | 1 5 6 | 5 1 | 10 | 1 | 0 | 0 | 1 1 | 12 | | |
| 33 | Grant Golden | F 28:09 | 3-7 | 0-0 | 3-4 | 0 2 2 | 2 3 | 9 | 4 | 3 | 0 | 0 0 | -1 | | |
| 00 | Jacob Gilyard | G 40:00 | 4-11 | 4-7 | 4-4 | 0 5 5 | 2 4 | 16 | 7 | 2 | 3 | 0 2 | 6 | | |
| 5 | Nick Sherod | G 34:39 | 7-14 | 4-10 | 0-0 | 1 5 6 | 1 0 | 18 | 1 | 1 | 2 | 1 0 | 3 | | |
| 22 | Andre Gustavson | G 34:42 | 2-3 | 0-0 | 4-4 | 0 2 2 | 2 2 | 8 | 1 | 1 | 0 | 0 0 | 0 | | |
| 11 | Jake Wojcik | 11:45 | 2-5 | 1-4 | 2-2 | 0 2 2 | 3 1 | 7 | 1 | 0 | 0 | 0 0 | 0 | | |
| 15 | Matt Grace | 06:01 | 0-1 | 0-1 | 0-0 | 1 0 1 | 3 0 | 0 | 1 | 1 | 0 | 0 0 | -1 | | |
| 3 | Tyler Burton | 10:09 | 0-0 | 0-0 | 0-0 | 0 3 3 | 0 1 | 0 | 0 | 1 | 0 | 0 0 | -6 | | |
| 2 | Souleymane Koureissi | 05:11 | 1-2 | 0-0 | 0-0 | 0 1 1 | 2 1 | 2 | 0 | 0 | 1 | 0 0 | 7 | | |
| Team | | | | | | 1 1 2 | | 0 | | 2 | | | | | |
| Totals | | | 23:51 | 9-22 | 15-16 | 4 26 30 | 20 13 | 70 | 16 | 10 | 6 | 2 3 | 6 | | |

Technical Fouls: NONE

| Shooting By Period | | |
|---------------------|-------|-------|
| 1 st FG% | 13-32 | 40.6% |
| 3PT% | 5-15 | 33.3% |
| FT% | 4-4 | 100% |
| 2 nd FG% | 10-19 | 52.6% |
| 3PT% | 4-7 | 57.1% |
| FT% | 11-12 | 91.7% |
| GM FG% | 23-51 | 45.1% |
| 3PT% | 9-22 | 40.9% |
| FT% | 15-16 | 93.8% |

Dead Ball Rebounds: 2, 0



Official Basketball Box Score - Final
Richmond at George Mason
01/18/20 EagleBank Arena, Fairfax
2019-20 Men's Basketball

Game Time: 7:30 PM
Game Duration: 2:01
Attendance: 4,603

Officials: Evon Borroughs, Scott Arbogast, Kenneth Clark

Richmond - 97

Record: 14-4 (4-1)

| NO. | Name | Min | FG | 3P | FT | Rebounds | Fouls | TP | AS | TO | ST | Blocks | BS | BA | + |
|--------|----------------------|---------|-------|------|-------|----------|-------|----|----|----|----|--------|----|----|---|
| 4 | Nathan Cayo | F 20:39 | 3-3 | 0-0 | 1-4 | 0 3 3 | 4 3 | 7 | 1 | 2 | 0 | 1 0 | -3 | | |
| 33 | Grant Golden | F 28:04 | 10-13 | 0-0 | 5-7 | 0 4 4 | 0 7 | 25 | 0 | 3 | 1 | 2 0 | 9 | | |
| 0 | Jacob Gilyard | G 39:33 | 6-9 | 0-3 | 8-8 | 0 2 2 | 2 4 | 20 | 8 | 1 | 3 | 0 0 | 8 | | |
| 5 | Nick Sherod | G 35:03 | 7-10 | 3-6 | 2-2 | 0 3 3 | 3 1 | 19 | 0 | 1 | 1 | 0 0 | 2 | | |
| 22 | Andre Gustavson | G 24:30 | 3-5 | 0-0 | 2-2 | 0 1 1 | 2 1 | 8 | 1 | 2 | 3 | 1 0 | -7 | | |
| 15 | Matt Grace | 05:49 | 0-1 | 0-0 | 0-0 | 0 0 0 | 1 0 | 0 | 2 | 0 | 0 | 0 0 | 0 | | |
| 11 | Jake Wojcik | 20:59 | 0-0 | 0-0 | 6-6 | 0 2 2 | 2 4 | 6 | 0 | 1 | 1 | 0 0 | 26 | | |
| 2 | Souleymane Koureissi | 06:46 | 0-1 | 0-0 | 0-0 | 0 0 0 | 2 1 | 0 | 0 | 0 | 1 | 1 1 | 1 | | |
| 3 | Tyler Burton | 18:37 | 4-7 | 2-5 | 2-2 | 1 5 6 | 1 2 | 12 | 0 | 0 | 1 | 1 0 | 14 | | |
| Team | | | | | | 1 4 5 | | 0 | | 1 | | | | | |
| Totals | | | 33:49 | 5-14 | 26-33 | 2 24 26 | 17 23 | 97 | 12 | 11 | 11 | 6 1 | 10 | | |

Technical Fouls: NONE

| Shooting By Period | | |
|---------------------|-------|-------|
| 1 st FG% | 18-27 | 66.7% |
| 3PT% | 3-8 | 37.5% |
| FT% | 3-7 | 42.9% |
| 2 nd FG% | 15-22 | 68.2% |
| 3PT% | 2-6 | 33.3% |
| FT% | 23-26 | 88.5% |
| GM FG% | 33-49 | 67.3% |
| 3PT% | 5-14 | 35.7% |
| FT% | 26-33 | 78.8% |

Dead Ball Rebounds: 1, 0

George Mason - 87

Record: 12-6 (1-4)

| NO. | Name | Min | FG | 3P | FT | Rebounds | Fouls | TP | AS | TO | ST | Blocks | BS | BA | + |
|--------|-----------------------|---------|-------|------|-------|----------|-------|----|----|----|----|--------|-----|----|---|
| 12 | AJ Wilson | F 34:49 | 7-11 | 1-2 | 4-6 | 0 8 8 | 3 5 | 19 | 2 | 2 | 0 | 1 1 | -6 | | |
| 33 | Greg Galiste | F 10:41 | 2-2 | 0-0 | 0-0 | 1 1 2 | 4 0 | 4 | 1 | 2 | 0 | 0 0 | 8 | | |
| 2 | Xavier Johnson | G 36:42 | 3-7 | 0-1 | 4-5 | 1 1 2 | 4 2 | 10 | 4 | 5 | 1 | 0 1 | -9 | | |
| 11 | Jordan Miller | G 35:17 | 4-9 | 2-5 | 2-2 | 1 0 1 | 2 2 | 12 | 2 | 2 | 0 | 0 2 | -9 | | |
| 23 | Javon Greene | G 38:45 | 15-22 | 5-10 | 4-6 | 4 0 4 | 4 6 | 39 | 4 | 1 | 5 | 0 1 | -8 | | |
| 0 | Goanar Mar | 16:43 | 0-3 | 0-2 | 1-2 | 1 1 2 | 2 1 | 1 | 0 | 1 | 1 | 0 1 | -10 | | |
| 13 | Josh Odoro | 20:12 | 1-2 | 0-0 | 0-0 | 2 4 6 | 3 1 | 2 | 0 | 1 | 0 | 0 0 | -6 | | |
| 20 | Jason Douglas-Stanley | 06:44 | 0-3 | 0-2 | 0-0 | 0 1 1 | 1 0 | 0 | 1 | 1 | 0 | 0 0 | -10 | | |
| 21 | Jack Tempchin | 00:07 | 0-0 | 0-0 | 0-0 | 0 0 0 | 0 0 | 0 | 0 | 0 | 0 | 0 0 | 0 | | |
| Team | | | | | | 2 0 2 | | 0 | | 0 | | | | | |
| Totals | | | 32:59 | 8-22 | 15-21 | 8 20 28 | 23 17 | 87 | 14 | 15 | 7 | 1 6 | 10 | | |

Technical Fouls: NONE

| Shooting By Period | | |
|---------------------|-------|-------|
| 1 st FG% | 15-25 | 60.0% |
| 3PT% | 5-10 | 50.0% |
| FT% | 4-6 | 66.7% |
| 2 nd FG% | 17-34 | 50.0% |
| 3PT% | 3-12 | 25.0% |
| FT% | 11-15 | 73.3% |
| GM FG% | 32-59 | 54.2% |
| 3PT% | 8-22 | 36.4% |
| FT% | 15-21 | 71.4% |

Dead Ball Rebounds: 1, 0

Davidson - 64

Record: 7-9 (1-3)

| NO. | Name | Min | FG | 3P | FT | Rebounds | Fouls | TP | AS | TO | ST | Blocks | BS | BA | + |
|--------|---------------------|---------|-------|------|-------|----------|-------|----|----|----|----|--------|-----|----|---|
| 35 | Luka Brajkovic | F 24:29 | 3-5 | 0-0 | 2-2 | 2 2 4 | 5 5 | 8 | 2 | 2 | 0 | 1 0 | -4 | | |
| 3 | Jon Axel Gudmunsson | G 38:54 | 3-12 | 2-9 | 6-8 | 3 13 16 | 2 6 | 14 | 7 | 6 | 2 | 0 0 | -3 | | |
| 13 | Mike Jones | G 14:20 | 0-3 | 0-3 | 0-0 | 0 0 0 | 0 0 | 0 | 1 | 0 | 0 | 0 0 | -3 | | |
| 24 | Carter Collins | G 35:17 | 4-11 | 3-9 | 3-4 | 1 3 4 | 1 2 | 14 | 1 | 2 | 0 | 1 1 | 4 | | |
| 31 | Kellan Grady | G 35:03 | 5-15 | 3-7 | 6-6 | 3 2 5 | 2 5 | 19 | 0 | 0 | 0 | 0 0 | -3 | | |
| 25 | Bates Jones | 15:04 | 2-3 | 0-1 | 0-0 | 1 2 3 | 2 0 | 4 | 1 | 1 | 0 | 0 0 | -3 | | |
| 32 | Nelson Boachie-Adom | 14:12 | 0-0 | 0-0 | 0-0 | 2 0 2 | 1 0 | 0 | 1 | 0 | 0 | 0 0 | -2 | | |
| 1 | Hyunjun Lee | 17:26 | 2-7 | 0-4 | 1-1 | 1 1 2 | 2 5 | 0 | 1 | 1 | 0 | 0 0 | -16 | | |
| 5 | Malcolm Wynter | 02:14 | 0-0 | 0-0 | 0-0 | 0 0 0 | 0 0 | 0 | 0 | 0 | 0 | 0 0 | 0 | | |
| 12 | David Kristensen | 02:01 | 0-1 | 0-0 | 0-0 | 0 0 0 | 0 0 | 0 | 0 | 0 | 0 | 0 0 | -1 | | |
| Team | | | | | | 0 0 0 | | 0 | | 0 | | | | | |
| Totals | | | 19:57 | 8-33 | 18-21 | 13 23 36 | 13 20 | 64 | 13 | 12 | 3 | 3 2 | -6 | | |

Technical Fouls: NONE

| Shooting By Period | | |
|---------------------|-------|-------|
| 1 st FG% | 10-28 | 35.7% |
| 3PT% | 3-15 | 20.0% |
| FT% | 4-5 | 80% |
| 2 nd FG% | 9-29 | 31.0% |
| 3PT% | 5-18 | 27.8% |
| FT% | 14-16 | 87.5% |
| GM FG% | 19-57 | 33.3% |
| 3PT% | 8-33 | 24.2% |
| FT% | 18-21 | 85.7% |

Dead Ball Rebounds: 2, 0

| | RIC | DAV |
|------------------|---------------------------|---------------------------|
| Biggest lead | 17 (2 nd 7:57) | 2 (1 st 15:05) |
| Best Scoring Run | 10 (2 nd 7:57) | 7 (2 nd 15:54) |
| Lead Changes | 6 | |
| Times Tied | 5 | |
| Time with Lead | 36:07 | 01:42 |

| Points from | RIC | DAV |
|---------------|-----|-----|
| Turnovers | 11 | 8 |
| Paint | 24 | 20 |
| Second Chance | 0 | 13 |
| Fast Breaks | 10 | 9 |
| Bench | 9 | 9 |

| Period by Period Scoring | 1st | 2nd | TOT |
|--------------------------|-----|-----|-----|
| RIC | 35 | 35 | 70 |
| DAV | 27 | 37 | 64 |

| | RICH | MASON |
|------------------|---------------------------|----------------------------|
| Biggest lead | 14 (2 nd 3:06) | 10 (1 st 12:04) |
| Best Scoring Run | 10 (1 st 7:04) | 5 (1 st 19:03) |
| Lead Changes | 1 | |
| Times Tied | 3 | |
| Time with Lead | 25:32 | 12:51 |

| Points from | RICH | MASON |
|---------------|------|-------|
| Turnovers | 14 | 13 |
| Paint | 46 | 40 |
| Second Chance | 2 | 7 |
| Fast Breaks | 26 | 14 |
| Bench | 18 | 3 |

| Period by Period Scoring | 1st | 2nd | TOT |
|--------------------------|-----|-----|-----|
| RICH | 42 | 55 | 97 |
| MASON | 39 | 48 | 87 |



Official Basketball Box Score - Final
La Salle at Richmond
01/23/20 Robins Center, Richmond
2019-20 Men's Basketball

Game Time: 12:00 AM
Game Duration: 1:57
Attendance: 5,073

Officials: Raymie Syons, Anthony Jordan, Dayne Gladden

La Salle - 57

Record: 10-8 (1-5)

| NO. | Name | Min | FG | 3P | FT | Rebounds | Fouls | TP | AS | TO | ST | Blocks | BS | BA | + |
|--------|---------------|---------|-------|------|-------|----------|-------|----|----|----|----|--------|-----|----|---|
| 11 | Ed Crosswell | F 23:04 | 4-8 | 0-0 | 5-6 | 7 4 11 | 3 4 | 13 | 0 | 2 | 3 | 1 1 | -6 | | |
| 00 | Ayinde Hikim | G 16:18 | 1-3 | 0-1 | 0-2 | 0 3 3 | 1 1 | 2 | 1 | 2 | 1 | 0 0 | -12 | | |
| 2 | Scott Spencer | G 31:39 | 1-8 | 1-7 | 0-0 | 0 2 2 | 1 0 | 3 | 1 | 1 | 1 | 0 0 | -14 | | |
| 10 | Isiah Deas | G 21:37 | 1-8 | 1-4 | 0-0 | 0 0 0 | 2 1 | 3 | 0 | 2 | 0 | 0 1 | -18 | | |
| 13 | Saul Phiri | G 14:42 | 0-3 | 0-1 | 0-0 | 0 0 0 | 3 0 | 0 | 0 | 0 | 0 | 1 0 | -8 | | |
| 1 | David Beatty | 29:32 | 4-11 | 2-7 | 1-2 | 0 1 1 | 3 3 | 11 | 2 | 2 | 1 | 0 0 | -10 | | |
| 23 | Brandon Stone | 13:58 | 2-2 | 0-0 | 0-0 | 2 3 5 | 5 1 | 4 | 0 | 2 | 0 | 0 0 | -13 | | |
| 4 | Sherif Kenney | 30:08 | 6-13 | 3-7 | 4-9 | 1 3 4 | 2 10 | 19 | 3 | 3 | 4 | 0 1 | -7 | | |
| 3 | Christian Ray | 19:02 | 0-2 | 0-2 | 2-2 | 0 3 3 | 1 1 | 2 | 2 | 0 | 1 | 0 0 | -2 | | |
| Team | | | | | | 0 0 0 | | 0 | | 0 | | | | | |
| Totals | | | 19:58 | 7-29 | 12-21 | 10 19 29 | 21 21 | 57 | 9 | 14 | 11 | 2 3 | -18 | | |

Technical Fouls: NONE

| Shooting By Period | | |
|---------------------|-------|-------|
| 1 st FG% | 7-26 | 26.9% |
| 3PT% | 2-11 | 18.2% |
| FT% | 3-6 | 50% |
| 2 nd FG% | 12-32 | 37.5% |
| 3PT% | 5-18 | 27.8% |
| FT% | 9-15 | 60% |
| GM FG% | 19-58 | 32.8% |
| 3PT% | 7-29 | 24.1% |
| FT% | 12-21 | 57.1% |

Dead Ball Rebounds: 3, 0

Richmond - 75

Record: 15-4 (5-1)

| NO. Name | Min | FG | 3P | FT | Rebounds | Fouls | TP | AS | TO | ST | Blocks | BS | BA |
|------------------------|---------|-------|------|-------|-----------|-------|----|----|----|----|--------|----|----|
| | | M-A | M-A | M-A | OR DR TOT | PF F | | | | | | | |
| 4 Nathan Cayo | F 24:45 | 2-3 | 0-0 | 3-4 | 0 5 5 | 3 3 | 7 | 1 | 2 | 0 | 1 | 0 | 11 |
| 33 Grant Golden | F 16:34 | 6-6 | 0-0 | 3-5 | 0 3 3 | 4 3 | 15 | 1 | 3 | 0 | 1 | 0 | 14 |
| 00 Jacob Gilyard | G 36:44 | 2-6 | 1-5 | 5-7 | 0 2 2 | 1 5 | 10 | 5 | 4 | 3 | 0 | 0 | 20 |
| 5 Nick Sherod | G 26:33 | 2-7 | 1-3 | 2-2 | 0 5 5 | 0 1 | 7 | 2 | 3 | 0 | 0 | 0 | 12 |
| 22 Andre Gustavson | G 27:41 | 2-4 | 0-2 | 1-2 | 1 2 3 | 4 2 | 5 | 0 | 2 | 0 | 0 | 0 | 11 |
| 15 Matt Grace | 13:25 | 1-1 | 0-0 | 0-0 | 1 1 2 | 3 0 | 2 | 0 | 0 | 0 | 0 | 0 | 1 |
| 3 Tyler Burton | 21:04 | 5-8 | 0-2 | 4-5 | 0 9 9 | 3 3 | 14 | 1 | 4 | 2 | 1 | 1 | 4 |
| 11 Jake Wojcik | 23:58 | 4-5 | 3-4 | 0-0 | 0 1 1 | 2 2 | 11 | 1 | 1 | 0 | 0 | 0 | 15 |
| 2 Souleymane Koureissi | 09:16 | 0-0 | 0-0 | 4-4 | 0 3 3 | 1 2 | 4 | 0 | 1 | 2 | 0 | 0 | 2 |
| Team | | | | | 0 3 3 | 0 | | | | | | | |
| Totals | | 24-40 | 5-16 | 22-29 | 2 34 36 | 21 21 | 75 | 14 | 20 | 8 | 3 | 0 | 18 |

BOX SCORES



Official Basketball Box Score - Final
Richmond at VCU
01/29/20 Stuart C. Siegel Center, Richmond, Va.
VCU vs. Richmond

Game Time: 12:00 AM
Game Duration: 1:57
Attendance: 7,637

Officials: Lee Cassel, Jeffrey Clark, Brian O'Connell

| Richmond - 68 | | | | | | | | | | Record: 15-6 (5-3) | | | | | | | | | |
|---------------|----------------------|---------|------------|-----|-----|-----------|-------|----|---------|--------------------|----|----------|----|-----|----------------|-------------------------|-------|-------|--|
| NO. | Name | Min | FG | 3P | FT | Rebounds | Fouls | TP | AS | TO | ST | Blocks | BS | BA | +/- | Shooting By Period | | | |
| | | | M-A | M-A | M-A | OR DR TOT | PF | | | | | | | | | 1st | 2nd | 3rd | |
| 14 | Nathan Cayo | F 33:26 | 3-6 | 0-0 | 7-8 | 2 5 7 | 3 5 | 13 | 1 | 2 | 0 | 0 | 0 | 0 | -14 | 3PT% | 14-25 | 56.0% | |
| 33 | Grant Golden | F 27:51 | 10-20 | 0-3 | 4-5 | 1 7 8 | 1 4 | 24 | 2 | 0 | 3 | 1 | 2 | -9 | | FT% | 9-12 | 75.0% | |
| 00 | Jacob Gilyard | G 40:00 | 3-7 | 2-5 | 2-2 | 0 2 2 | 1 1 | 10 | 5 | 5 | 3 | 0 | 0 | -19 | | 2nd FG% | 8-27 | 29.6% | |
| 5 | Nick Sherod | G 31:55 | 1-7 | 0-3 | 3-4 | 0 6 6 | 3 2 | 5 | 2 | 1 | 1 | 0 | 1 | -23 | | 3PT% | 1-9 | 11.1% | |
| 22 | Andre Gustavson | G 27:42 | 2-3 | 0-0 | 4-4 | 1 3 4 | 2 4 | 8 | 1 | 1 | 0 | 0 | 1 | -14 | | FT% | 12-13 | 92.3% | |
| 2 | Souleymane Koureissi | G 12:09 | 1-4 | 0-1 | 0-0 | 1 0 1 | 3 0 | 2 | 0 | 1 | 2 | 0 | 0 | -10 | | GM FG% | 22-52 | 42.3% | |
| 11 | Jake Wojcik | 20:23 | 2-4 | 1-2 | 0-0 | 0 2 2 | 1 0 | 5 | 0 | 3 | 0 | 0 | 1 | -1 | | 3PT% | 3-14 | 21.4% | |
| 3 | Tyler Burton | 06:34 | 0-1 | 0-0 | 1-2 | 0 1 1 | 0 1 | 1 | 0 | 0 | 0 | 0 | 0 | -5 | | FT% | 21-25 | 84.0% | |
| Team | | | | | | 2 1 3 | | | | | | | | | | Dead Ball Rebounds: 1 0 | | | |
| Totals | | | 22-52 3-14 | | | 21-25 | | | 7 27 34 | | | 14 17 88 | | | 11 15 9 1 5 19 | | | | |

| VCU - 87 | | | | | | | | | | | | | | | Record: 16-5 (6-2) | | | | | | | | | | | | | | |
|----------|---------------------|---------|-------------------|-----------|-----------|-----------------------|----------------|----------|----|--------|----|-----------------|-----|----|-------------------------|--|--|--|--|--|--|--|--|--|--|--|--|--|--|
| NO. | Name | Min | FG M-A | 3P M-A | FT M-A | Rebounds OR DR TOT | Fouls PF FD | TP | AS | TO | ST | Blocks BS BA | +/- | | | | | | | | | | | | | | | | |
| 14 | Marcus Santos-Silva | F 34:04 | 6-13 | 0-0 | 2-3 | 2 6 8 | 4 3 | 14 | 1 | 2 | 0 | 2 | 1 | 28 | | | | | | | | | | | | | | | |
| 23 | Issac Vann | F 22:10 | 4-7 | 1-2 | 2-2 | 0 2 2 | 1 1 | 11 | 1 | 1 | 1 | 1 | 0 | 20 | | | | | | | | | | | | | | | |
| 00 | De'Riante Jenkins | G 23:43 | 6-11 | 1-2 | 1-2 | 3 2 5 | 0 1 | 14 | 1 | 1 | 4 | 0 | 0 | 15 | | | | | | | | | | | | | | | |
| 1 | Mike L Simms | G 23:05 | 1-5 | 1-4 | 0-0 | 1 6 7 | 0 0 | 3 | 1 | 2 | 0 | 0 | 0 | 2 | | | | | | | | | | | | | | | |
| 2 | Marcus Evans | G 26:22 | 2-6 | 1-3 | 4-5 | 0 1 1 | 1 3 | 4 | 9 | 3 | 4 | 1 | 0 | 3 | | | | | | | | | | | | | | | |
| 4 | Corey Douglas | 16:22 | 5-8 | 0-0 | 1-3 | 5 3 8 | 4 2 | 11 | 0 | 0 | 1 | 1 | 0 | 16 | | | | | | | | | | | | | | | |
| 13 | Malik Crowfield | 16:11 | 2-5 | 1-4 | 0-1 | 0 0 0 | 0 1 | 5 | 4 | 0 | 1 | 0 | 0 | 0 | | | | | | | | | | | | | | | |
| 5 | Nah'Shon Hyland | 18:03 | 5-7 | 5-6 | 0-0 | 0 2 2 | 1 0 | 15 | 1 | 1 | 0 | 0 | 0 | 9 | | | | | | | | | | | | | | | |
| 11 | Keshawn Curry | 13:31 | 1-2 | 0-0 | 3-4 | 0 2 2 | 1 2 | 5 | 2 | 0 | 1 | 0 | 0 | 10 | | | | | | | | | | | | | | | |
| 20 | Hason Ward | 02:27 | 0-0 | 0-0 | 0-0 | 0 0 0 | 0 0 | 0 | 0 | 0 | 0 | 0 | 1 | -2 | | | | | | | | | | | | | | | |
| 21 | Jarren McAllister | 04:02 | 0-1 | 0-0 | 0-0 | 1 1 2 | 3 0 | 0 | 0 | 1 | 0 | 0 | 0 | -6 | | | | | | | | | | | | | | | |
| Team | | | | | | 0 1 1 | | 0 0 | | | | | | | | | | | | | | | | | | | | | |
| Totals | | | 32-65 10-21 13-20 | | | 12 26 38 | | 17 14 87 | | 14 9 5 | | 1 19 | | | | | | | | | | | | | | | | | |
| | | | | | | | | | | | | | | | Shooting By Period | | | | | | | | | | | | | | |
| | | | | | | | | | | | | | | | 1st FG% 15-31 48.4% | | | | | | | | | | | | | | |
| | | | | | | | | | | | | | | | 3PT% 6-12 50.0% | | | | | | | | | | | | | | |
| | | | | | | | | | | | | | | | FT% 3-7 42.9% | | | | | | | | | | | | | | |
| | | | | | | | | | | | | | | | 2nd FG% 17-34 50.0% | | | | | | | | | | | | | | |
| | | | | | | | | | | | | | | | 3PT% 4-9 44.4% | | | | | | | | | | | | | | |
| | | | | | | | | | | | | | | | FT% 10-13 76.9% | | | | | | | | | | | | | | |
| | | | | | | | | | | | | | | | GM FG% 32-65 49.2% | | | | | | | | | | | | | | |
| | | | | | | | | | | | | | | | 3PT% 10-21 47.6% | | | | | | | | | | | | | | |
| | | | | | | | | | | | | | | | FT% 13-20 65.0% | | | | | | | | | | | | | | |
| | | | | | | | | | | | | | | | Dead Ball Rebounds: 1 0 | | | | | | | | | | | | | | |

| | | RIC | VCU | | | Points from Turnovers | RIC | VCU | | | Period by Period Scoring | | | 1st | 2nd | TOT |
|----------------|--|--------------|---------------|-------|--|-----------------------|-----|---------------|--|---|--------------------------|-------------|--|-----|-----|-----|
| Biggest lead | | 3 (1st 0:30) | 19 (2nd 1:52) | Paint | | 32 | 42 | Second Chance | | 7 | 9 | Fast Breaks | | 9 | 10 | |
| Lead Changes | | 2 | | Bench | | 8 | 36 | | | | | | | | | |
| Times Tied | | 3 | | | | | | | | | | | | | | |
| Time with Lead | | 00:39 | 38:08 | | | | | | | | | | | | | |



Official Basketball Box Score - Final
George Washington at Richmond
02/01/20 Robins Center, Richmond
2019-20 Men's Basketball

Game Time: 11:00 PM
Game Duration: 1:39
Attendance: 7,201

Officials: Rob Riley, Tim Kelly, Jeremy Moser

| George Washington - 54 | | | | | | | | | | Record: 10-12 (4-5) | | | | | | | | | | |
|------------------------|-------------------|---------|-------|------|-----|-----------|-------|------|----|---------------------|----|--------|----|-----|-----|---|-----------------------|-----------------------|-------|--|
| NO. | Name | Min | FG | 3P | FT | Rebounds | Fouls | TP | AS | TO | ST | Blocks | BS | BA | + | - | Shooting By Period | | | |
| | | | M-A | M-A | M-A | OR DR TOT | PF FD | | | | | | | | | | 1st FG% | 9-25 | 36.0% | |
| 3 | Chase Paar | F 16:07 | 3-3 | 0-0 | 0-0 | 0 3 3 | 3 1 | 6 | 0 | 2 | 1 | 0 | 0 | 0 | -12 | | 3PT% | 9-12 | 16.7% | |
| 10 | Jamison Battle | F 27:14 | 2-5 | 1-4 | 1-1 | 0 2 2 | 2 1 | 11 | 1 | 3 | 0 | 2 | 0 | -17 | | | FT% | 2-3 | 66.7% | |
| 12 | Jameer Nelson Jr. | G 29:53 | 5-12 | 1-2 | 0-0 | 1 7 8 | 2 1 | 6 | 2 | 6 | 2 | 0 | 0 | -19 | | | 2nd FG% | 14-28 | 50.0% | |
| 14 | Maceo Jack | G 36:09 | 3-13 | 1-10 | 0-0 | 1 0 1 | 2 0 | 7 | 0 | 2 | 0 | 0 | 0 | -26 | | | 3PT% | 3-10 | 30.0% | |
| 22 | Amir Harris | G 34:04 | 5-9 | 0-1 | 1-1 | 2 8 10 | 2 1 | 11 | 3 | 1 | 0 | 0 | 1 | -16 | | | FT% | 1-1 | 100% | |
| 11 | Arnaldo Toro | 09:14 | 1-2 | 0-0 | 1-2 | 2 1 3 | 2 3 | 3 | 1 | 0 | 0 | 0 | 0 | -8 | | | GM FG% | 23-53 | 43.4% | |
| 1 | Shawn Walker Jr. | 14:53 | 2-3 | 0-0 | 0-0 | 1 1 3 | 0 4 | 0 | 2 | 0 | 0 | 0 | 0 | -5 | | | 3PT% | 2-22 | 22.7% | |
| 15 | Mezie Ofulurum | 13:56 | 1-3 | 1-3 | 0-0 | 0 1 1 | 2 0 | 3 | 1 | 2 | 0 | 0 | 0 | -9 | | | FT% | 3-4 | 75.0% | |
| 20 | Ace Stallings | 14:39 | 0-1 | 0-0 | 0-0 | 0 3 3 | 0 1 | 0 | 1 | 0 | 0 | 0 | 1 | -2 | | | Dead Ball Rebounds: 0 | | | |
| 5 | Adam Mitola | 03:51 | 1-2 | 1-2 | 0-0 | 0 0 0 | 0 1 | 3 | 0 | 0 | 0 | 0 | 0 | 0 | 4 | | | | | |
| Team | | | | | | 1 0 1 | | | | 0 0 | | | | | | | | | | |
| Totals | | | 23-53 | | | 5-22 | 3-4 | 7 26 | 33 | 17 | 9 | 54 | 9 | 18 | 3 | 1 | -22 | Technical Fouls: NONE | | |

BOX SCORES



Official Basketball Box Score - Final
VCU at Richmond
02/15/20 Robins Center, Richmond
2019-20 Men's Basketball

Game Time: 9:00 PM
Game Duration: 1:53
Attendance: 7,201

Officials: Lamar Simpson, Sean Hull, Wallace Rutecki Jr.

VCU - 59

Record: 17-6 (7-5)

| NO. | Name | Min | FG M-A | 3P M-A | FT M-A | Rebounds OR DR TOT | Fouls PF FD | TP | AS | TO | ST | Blocks BS BA | +/- |
|--------|---------------------|---------|-----------|-----------|-----------|-----------------------|----------------|----|----|----|----|-----------------|-----|
| 10 | Vince Williams | F 20:53 | 3-11 | 0-3 | 1-1 | 5 2 7 | 4 1 | 7 | 2 | 1 | 1 | 1 0 | -8 |
| 14 | Marcus Santos-Silva | F 28:32 | 6-11 | 0-0 | 2-3 | 5 7 12 | 3 2 | 14 | 2 | 3 | 3 | 0 0 | -2 |
| 23 | Issac Vann | F 31:50 | 4-13 | 1-3 | 1-1 | 2 0 2 | 3 2 | 10 | 3 | 0 | 3 | 0 0 | -5 |
| 00 | De'Riante Jenkins | G 30:12 | 3-9 | 1-5 | 2-2 | 1 4 5 | 1 2 | 9 | 0 | 3 | 1 | 0 0 | -14 |
| 5 | Nah'Shon Hyland | G 30:22 | 1-6 | 1-5 | 0-0 | 0 6 6 | 2 2 | 3 | 0 | 4 | 0 | 0 0 | -9 |
| 13 | Malik Crowfield | 08:00 | 0-1 | 0-1 | 0-0 | 0 0 0 | 1 0 | 0 | 0 | 1 | 0 | 0 0 | -4 |
| 1 | Mike'L Simms | 06:46 | 0-1 | 0-1 | 0-0 | 0 0 0 | 0 0 | 0 | 0 | 0 | 0 | 0 0 | -1 |
| 4 | Corey Douglas | 03:44 | 0-2 | 0-0 | 1-2 | 2 0 2 | 0 1 | 1 | 0 | 0 | 0 | 0 0 | -7 |
| 11 | Keshawn Curry | 09:58 | 1-4 | 0-1 | 0-0 | 0 0 0 | 0 0 | 2 | 0 | 1 | 0 | 0 0 | -13 |
| 12 | Jimmy Clark III | 09:38 | 1-4 | 0-1 | 0-0 | 0 2 2 | 0 1 | 2 | 0 | 1 | 1 | 0 0 | -9 |
| 21 | Jarren McAllister | 12:21 | 3-5 | 1-1 | 0-0 | 1 0 1 | 1 0 | 7 | 0 | 1 | 0 | 0 1 | -9 |
| 20 | Hason Ward | 07:44 | 2-3 | 0-0 | 0-0 | 1 1 2 | 2 0 | 4 | 0 | 1 | 0 | 2 0 | -9 |
| Team | | | | | | 0 0 0 | | | | 0 | 0 | | |
| Totals | | | 24-70 | 4-21 | 7-9 | 17 22 39 | 17 11 | 59 | 7 | 16 | 9 | 3 1 | -18 |

Technical Fouls: NONE

Richmond - 77

Record: 19-6 (9-3)

| NO. | Name | Min | FG M-A | 3P M-A | FT M-A | Rebounds OR DR TOT | Fouls PF FD | TP | AS | TO | ST | Blocks BS BA | +/- |
|--------|----------------------|---------|-----------|-----------|-----------|-----------------------|----------------|----|----|----|----|-----------------|-----|
| 4 | Nathan Cayo | F 27:49 | 3-4 | 0-0 | 5-7 | 2 4 6 | 1 5 | 11 | 3 | 3 | 0 | 0 0 | 17 |
| 33 | Grant Golden | F 29:24 | 7-11 | 0-0 | 1-1 | 3 7 10 | 2 2 | 15 | 6 | 1 | 1 | 0 2 | 21 |
| 00 | Jacob Gilyard | G 40:00 | 4-9 | 2-4 | 0-1 | 1 1 2 | 2 2 | 10 | 6 | 3 | 5 | 0 0 | 18 |
| 1 | Blake Francis | G 33:15 | 4-14 | 4-10 | 1-2 | 1 0 1 | 2 4 | 13 | 2 | 4 | 1 | 0 1 | 7 |
| 5 | Nick Sherod | G 31:20 | 9-15 | 5-7 | 0-1 | 1 7 8 | 2 1 | 23 | 0 | 1 | 2 | 0 0 | 26 |
| 2 | Souleymane Koureissi | 01:24 | 0-0 | 0-0 | 0-0 | 0 1 1 | 0 0 | 0 | 0 | 2 | 0 | 0 0 | 0 |
| 22 | Andre Gustavson | 08:40 | 0-0 | 0-0 | 0-0 | 0 2 2 | 1 0 | 0 | 0 | 0 | 0 | 0 0 | -8 |
| 3 | Tyler Burton | 12:11 | 2-4 | 0-1 | 1-2 | 1 2 3 | 1 3 | 5 | 0 | 1 | 1 | 1 0 | 1 |
| 11 | Jake Wojcik | 06:45 | 0-1 | 0-0 | 0-0 | 0 2 2 | 0 0 | 0 | 0 | 0 | 0 | 0 0 | 11 |
| 15 | Matt Grace | 09:12 | 0-0 | 0-0 | 0-0 | 1 3 4 | 0 0 | 0 | 0 | 1 | 0 | 0 0 | -3 |
| Team | | | | | | 0 1 1 | | | | 0 | 1 | | |
| Totals | | | 29-58 | 11-22 | 8-14 | 10 30 40 | 11 17 | 77 | 17 | 17 | 10 | 1 3 | 18 |

Technical Fouls: NONE

| | VCU | RICH |
|--------------------------|---------------------------|----------------------------|
| Biggest lead | 0 (1 st 20:00) | 23 (2 nd 14:53) |
| Best Scoring Run | 9 (2 nd 3:19) | 9 (1 st 1:41) |
| Lead Changes | 0 | |
| Times Tied | 0 | |
| Time with Lead | 00:00 | 39:08 |
| Points from Turnovers | 21 | 18 |
| Paint | 36 | 36 |
| Second Chance | 21 | 16 |
| Fast Breaks | 7 | 8 |
| Bench | 16 | 5 |
| Period by Period Scoring | | |
| 1st | 24 | 35 |
| 2nd | 35 | 59 |
| TOT | | |
| VCU | 42 | 35 |
| RICH | | 77 |



Official Basketball Box Score - Final
George Mason at Richmond
02/20/20 Robins Center, Richmond
2019-20 Men's Basketball

Game Time: 12:00 AM
Game Duration: 1:49
Attendance: 5,651

Officials: Raymie Syons, Mike Nance, Jeff Pon

George Mason - 50

Record: 14-12 (3-10)

| NO. | Name | Min | FG M-A | 3P M-A | FT M-A | Rebounds OR DR TOT | Fouls PF FD | TP | AS | TO | ST | Blocks BS BA | +/- |
|--------|--------------------|---------|-----------|-----------|-----------|-----------------------|----------------|----|----|----|----|-----------------|-----|
| 12 | AJ Wilson | F 18:24 | 2-6 | 0-2 | 2-2 | 0 0 0 | 1 1 | 6 | 0 | 1 | 1 | 1 0 | -15 |
| 13 | Josh Oduru | F 20:08 | 1-5 | 0-0 | 0-0 | 2 0 2 | 2 0 | 2 | 1 | 2 | 0 | 0 0 | -15 |
| 2 | Xavier Johnson | G 39:17 | 1-3 | 1-2 | 0-0 | 1 3 4 | 2 2 | 3 | 3 | 6 | 2 | 0 0 | -15 |
| 10 | Jamal Hartwell III | G 22:46 | 3-6 | 1-3 | 0-0 | 0 1 1 | 2 1 | 7 | 0 | 3 | 0 | 1 0 | -9 |
| 11 | Jordan Miller | G 35:32 | 3-9 | 1-4 | 4-4 | 4 5 9 | 0 4 | 11 | 2 | 2 | 1 | 0 3 | -8 |
| 23 | Javon Greene | 27:18 | 4-10 | 1-6 | 2-2 | 0 3 3 | 5 3 | 11 | 2 | 2 | 0 | 0 0 | -8 |
| 33 | Greg Calixte | 19:22 | 4-6 | 0-0 | 1-2 | 1 6 7 | 3 2 | 9 | 0 | 1 | 1 | 0 0 | 0 |
| 00 | Goanar Mar | 17:13 | 0-1 | 0-0 | 1-2 | 1 2 3 | 1 1 | 1 | 1 | 1 | 0 | 1 0 | -5 |
| Team | | | | | | 2 0 2 | | | | 0 | 1 | | |
| Totals | | | 18-46 | 4-17 | 10-12 | 11 20 31 | 16 14 | 50 | 9 | 19 | 5 | 2 4 | -15 |

Technical Fouls: NONE

Richmond - 65

Record: 20-6 (10-3)

| NO. | Name | Min | FG M-A | 3P M-A | FT M-A | Rebounds OR DR TOT | Fouls PF FD | TP | AS | TO | ST | Blocks BS BA | +/- |
|--------|----------------------|---------|-----------|-----------|-----------|-----------------------|----------------|----|----|----|----|-----------------|-----|
| 4 | Nathan Cayo | F 32:30 | 3-5 | 0-0 | 1-1 | 1 6 7 | 1 1 | 7 | 1 | 0 | 2 | 1 1 | 15 |
| 33 | Grant Golden | F 28:03 | 8-11 | 0-0 | 5-5 | 2 5 7 | 1 6 | 21 | 1 | 4 | 0 | 1 0 | 8 |
| 00 | Jacob Gilyard | G 30:58 | 2-7 | 0-2 | 0-0 | 2 1 3 | 4 0 | 4 | 3 | 1 | 2 | 1 0 | 13 |
| 1 | Blake Francis | G 36:23 | 6-13 | 1-6 | 1-2 | 1 0 1 | 1 5 | 14 | 3 | 2 | 2 | 0 0 | 12 |
| 5 | Nick Sherod | G 24:07 | 2-6 | 1-4 | 3-4 | 2 3 5 | 3 2 | 8 | 1 | 0 | 1 | 0 0 | 8 |
| 15 | Matt Grace | 10:02 | 1-2 | 0-0 | 0-0 | 0 0 0 | 1 0 | 2 | 0 | 1 | 2 | 0 0 | 6 |
| 22 | Andre Gustavson | 22:59 | 4-6 | 1-2 | 0-0 | 1 0 1 | 0 1 | 9 | 1 | 1 | 1 | 1 0 | 9 |
| 3 | Tyler Burton | 10:30 | 0-4 | 0-1 | 0-0 | 0 2 2 | 2 1 | 0 | 0 | 0 | 0 | 0 1 | 1 |
| 11 | Jake Wojcik | 02:29 | 0-1 | 0-1 | 0-0 | 0 0 0 | 0 0 | 0 | 0 | 0 | 0 | 0 0 | 2 |
| 2 | Souleymane Koureissi | 01:50 | 0-0 | 0-0 | 0-0 | 0 0 0 | 1 0 | 0 | 0 | 0 | 0 | 0 0 | 1 |
| Team | | | | | | 1 1 2 | | | | 0 | 0 | | |
| Totals | | | 26-55 | 3-16 | 10-12 | 10 18 28 | 14 16 | 65 | 10 | 9 | 10 | 4 2 | 15 |

Technical Fouls: NONE

| | GMU | RICH |
|--------------------------|---------------------------|----------------------------|
| Biggest lead | 0 (1 st 20:00) | 17 (2 nd 5:12) |
| Best Scoring Run | 5 (2 nd 15:20) | 10 (1 st 13:32) |
| Lead Changes | 0 | |
| Times Tied | 3 | |
| Time with Lead | 00:00 | 38:35 |
| Points from Turnovers | 2 | 19 |
| Paint | 26 | 38 |
| Second Chance | 8 | 16 |
| Fast Breaks | 1 | 6 |
| Bench | 21 | 11 |
| Period by Period Scoring | | |
| 1st | 19 | 31 |
| 2nd | 31 | 50 |
| TOT | | |
| GMU | 26 | 35 |
| RICH | | 65 |



SPIDERS RANKS

TEAM RANKS

| Statistic | National Rank | Conference Rank | Value |
|--|---------------|-----------------|-------|
| 3-pt Field Goal Attempts (350 ranked) | 186 | 9 | 566 |
| Assist Turnover Ratio (350 ranked) | 13 | 2 | 1.36 |
| Assists Per Game (350 ranked) | 40 | 2 | 15.1 |
| Blocked Shots Per Game (350 ranked) | 247 | 13 | 2.6 |
| Defensive Rebounds per Game (350 ranked) | 103 | 3 | 26.54 |
| Fewest Fouls (350 ranked) | 28 | 2 | 391 |
| Fewest Turnovers (350 ranked) | 23 | 2 | 289 |
| Field-Goal Percentage (350 ranked) | 35 | 2 | 46.8 |
| Field-Goal Percentage Defense (350 ranked) | 87 | 5 | 41.2 |
| Free Throw Attempts (350 ranked) | 303 | 11 | 412 |
| Free Throws Made (350 ranked) | 246 | 9 | 319 |
| Free-Throw Percentage (350 ranked) | 14 | 1 | 77.4 |
| Offensive Rebounds Per Game (350 ranked) | 333 | 14 | 7.23 |
| Personal Fouls Per Game (350 ranked) | 25 | 2 | 15.0 |
| Rebound Margin (350 ranked) | 289 | 12 | -2.4 |
| Scoring Defense (350 ranked) | 94 | 7 | 66.5 |
| Scoring Margin (350 ranked) | 46 | 2 | 8.2 |
| Scoring Offense (350 ranked) | 88 | 2 | 74.7 |
| Steals Per Game (350 ranked) | 27 | 3 | 8.3 |
| Three Pt FG Defense (350 ranked) | 45 | 3 | 29.9 |
| Three-Point Field Goals Per Game (350 ranked) | 112 | 5 | 7.8 |
| Three-Point Field-Goal Percentage (350 ranked) | 50 | 3 | 36.0 |
| Total 3-point FGM (350 ranked) | 131 | 5 | 204 |
| Total Assists (350 ranked) | 66 | 2 | 392 |
| Total Blocks (350 ranked) | 253 | 12 | 68 |
| Total Rebounds (350 ranked) | 273 | 10 | 878 |
| Total Rebounds Per Game (350 ranked) | 267 | 10 | 33.77 |
| Total Steals (350 ranked) | 37 | 3 | 216 |
| Turnover Margin (350 ranked) | 26 | 3 | 3.2 |
| Turnovers Forced (350 ranked) | 104 | 5 | 14.31 |
| Turnovers Per Game (350 ranked) | 22 | 1 | 11.1 |
| Won-Lost Percentage (350 ranked) | 25 | 2 | 76.9 |

INDIVIDUAL RANKS

| Statistic | Player | National Rank | Conference Rank | Value |
|---|---------------|---------------|-----------------|--------|
| 3-pt Field Goal Attempts (247 ranked) | Nick Sherod | 188 | 7 | 152 |
| | Blake Francis | 214 | 8 | 147 |
| Assist Turnover Ratio (250 ranked) | Jacob Gilyard | 14 | 1 | 2.90 |
| Assists Per Game (249 ranked) | Jacob Gilyard | 36 | 3 | 5.5 |
| Blocked Shots Per Game (248 ranked) | | | | |
| Defensive Rebounds per Game (250 ranked) | Grant Golden | 97 | 7 | 5.79 |
| Double Doubles (195 ranked) | Grant Golden | 195 | 10 | 4 |
| Field-Goal Percentage (250 ranked) | Grant Golden | 64 | 4 | 53.1 |
| Free Throw Attempts (239 ranked) | | | | |
| Free Throws Made (243 ranked) | | | | |
| Free-Throw Percentage (250 ranked) | Jacob Gilyard | 121 | 4 | 81.7 |
| Minutes Per Game (250 ranked) | Jacob Gilyard | 33 | 2 | 36:14 |
| Offensive Rebounds Per Game (246 ranked) | | | | |
| Points Per Game (248 ranked) | Blake Francis | 111 | 4 | 17.1 |
| Rebounds Per Game (247 ranked) | Grant Golden | 193 | 11 | 7.0 |
| Steals Per Game (247 ranked) | Jacob Gilyard | 1 | 1 | 3.19 |
| Three-Point Field Goals Per Game (249 ranked) | Blake Francis | 54 | 2 | 2.70 |
| | Nick Sherod | 100 | 5 | 2.46 |
| Three-Point Field-Goal Percentage (95 ranked) | Blake Francis | 62 | 2 | 36.7 |
| Total 3-point FGM (250 ranked) | Nick Sherod | 102 | 4 | 64 |
| | Blake Francis | 194 | 8 | 54 |
| Total Assists (247 ranked) | Jacob Gilyard | 35 | 2 | 142 |
| Total Blocks (232 ranked) | | | | |
| Total Field Goal Attempts (246 ranked) | | | | |
| Total Field Goals Made (249 ranked) | Grant Golden | 249 | 7 | 137 |
| Total Minutes (250 ranked) | Jacob Gilyard | 56 | 2 | 942:08 |
| Total Points (250 ranked) | | | | |
| Total Rebounds (245 ranked) | | | | |
| Total Steals (247 ranked) | Jacob Gilyard | 1 | 1 | 83 |
| Triple Doubles (2 ranked) | | | | |



SPIDERS SEASON STATS (A-10 GAMES)

Game Records

| Record | Overall | Home | Away | Neutral |
|----------------|---------|------|------|---------|
| ALL GAMES | 10-3 | 5-2 | 5-1 | 0-0 |
| CONFERENCE | 10-3 | 5-2 | 5-1 | 0-0 |
| NON-CONFERENCE | 0-0 | 0-0 | 0-0 | 0-0 |

Score by Periods

| Team | 1st | 2nd | OT | TOT |
|-----------|-----|-----|----|-----|
| Richmond | 453 | 498 | 0 | 951 |
| Opponents | 353 | 479 | 0 | 832 |

Team Box Score

| No. | Player | | | | Total | | 3-Point | | F-Throw | | Rebounds | | | | | | | | | | | | | |
|-----------|-----------------------|-------|--------|------|---------|-------|---------|------|---------|-------|----------|-----|-----|------|-----|----|-----|-----|-----|-----|-----|------|--|--|
| | | GP-GS | MIN | AVG | FG-FGA | FG% | 3FG-FGA | 3FG% | FT-FTA | FT% | OFF | DEF | TOT | AVG | PF | DQ | A | TO | BLK | STL | PTS | AVG | | |
| 1 | FRANCIS, Blake | 7-7 | 226:57 | 32.4 | 39-91 | .429 | 17-49 | .347 | 14-18 | .778 | 3 | 13 | 16 | 2.3 | 9 | 0 | 9 | 19 | 0 | 8 | 109 | 15.6 | | |
| 33 | GOLDEN, Grant | 13-13 | 328:19 | 25.3 | 76-143 | .531 | 1-8 | .125 | 31-42 | .738 | 14 | 64 | 78 | 6.0 | 16 | 0 | 40 | 24 | 11 | 9 | 184 | 14.2 | | |
| 5 | SHEROD, Nick | 13-13 | 373:45 | 28.8 | 57-130 | .438 | 27-62 | .435 | 21-27 | .778 | 10 | 63 | 73 | 5.6 | 17 | 0 | 18 | 9 | 1 | 15 | 162 | 12.5 | | |
| 00 | GILYARD, Jacob | 13-13 | 461:36 | 35.5 | 49-115 | .426 | 18-61 | .295 | 32-41 | .780 | 5 | 27 | 32 | 2.5 | 25 | 0 | 63 | 26 | 2 | 37 | 148 | 11.4 | | |
| 4 | CAYO, Nathan | 13-13 | 336:04 | 25.9 | 47-84 | .560 | 0-0 | .000 | 32-43 | .744 | 18 | 53 | 71 | 5.5 | 27 | 1 | 12 | 16 | 8 | 7 | 126 | 9.7 | | |
| 3 | BURTON, Tyler | 13-0 | 179:29 | 13.8 | 28-55 | .509 | 5-17 | .294 | 18-25 | .720 | 9 | 45 | 54 | 4.2 | 22 | 0 | 1 | 10 | 6 | 9 | 79 | 6.1 | | |
| 22 | GUSTAVSON, Andre | 13-6 | 297:16 | 22.9 | 21-44 | .477 | 2-13 | .154 | 15-19 | .789 | 7 | 28 | 35 | 2.7 | 20 | 0 | 8 | 10 | 2 | 15 | 59 | 4.5 | | |
| 11 | WOJCIK, Jake | 13-0 | 193:57 | 14.9 | 18-40 | .450 | 10-27 | .370 | 13-13 | 1.000 | 0 | 25 | 25 | 1.9 | 14 | 0 | 8 | 9 | 0 | 4 | 59 | 4.5 | | |
| 2 | KOUREISSI, Souleymane | 13-0 | 78:31 | 6.0 | 4-13 | .308 | 1-4 | .250 | 4-8 | .500 | 1 | 9 | 10 | 0.8 | 18 | 0 | 2 | 5 | 2 | 6 | 13 | 1.0 | | |
| 15 | GRACE, Matt | 12-0 | 110:14 | 9.2 | 4-12 | .333 | 0-4 | .000 | 2-3 | .667 | 5 | 13 | 18 | 1.5 | 16 | 0 | 13 | 6 | 1 | 3 | 10 | 0.8 | | |
| 31 | GAITLEY, Jordan | 3-0 | 05:52 | 2.0 | 1-1 | 1.000 | 0-0 | .000 | 0-0 | .000 | 0 | 0 | 0 | 0.0 | 1 | 0 | 0 | 1 | 0 | 0 | 2 | 0.7 | | |
| 10 | KULJU, Sullivan | 3-0 | 04:43 | 1.6 | 0-4 | .000 | 0-1 | .000 | 0-0 | .000 | 1 | 0 | 1 | 0.3 | 0 | 0 | 0 | 0 | 0 | 0 | 0 | 0.0 | | |
| 12 | ARIZIN, Gabe | 3-0 | 03:18 | 1.1 | 0-1 | .000 | 0-0 | .000 | 0-0 | .000 | 1 | 2 | 3 | 1.0 | 0 | 0 | 0 | 0 | 0 | 0 | 0 | 0.0 | | |
| Team | | | | | | | | | | | 10 | 14 | 24 | | | | | 10 | | | | | | |
| Total | | 13 | 2600 | | 344-733 | .469 | 81-246 | .329 | 182-239 | .762 | 84 | 356 | 440 | 33.8 | 185 | 1 | 174 | 145 | 33 | 113 | 951 | 73.2 | | |
| Opponents | | 13 | 2600 | | 306-751 | .407 | 82-297 | .276 | 138-197 | .701 | 121 | 341 | 462 | 35.5 | 223 | 4 | 140 | 192 | 43 | 78 | 832 | 64.0 | | |

Team Statistics

| | UR | OPP |
|------------------------|----------------|----------------|
| Scoring | 951 | 832 |
| Points per game | 73.2 | 64.0 |
| Scoring margin | +9.2 | - |
| Field goals-att | 344-733 | 306-751 |
| Field goal pct | .469 | .407 |
| 3 point fg-att | 81-246 | 82-297 |
| 3-point FG pct | .329 | .276 |
| 3-pt FG made per game | 6.2 | 6.3 |
| Free throws-att | 182-239 | 138-197 |
| Free throw pct | .762 | .701 |
| F-Throws made per game | 14.0 | 10.6 |
| Rebounds | 440 | 462 |
| Rebounds per game | 33.8 | 35.5 |
| Rebounding margin | -1.7 | - |
| Assists | 174 | 140 |
| Assists per game | 13.4 | 10.8 |
| Turnovers | 145 | 192 |
| Turnovers per game | 11.2 | 14.8 |
| Turnover margin | +3.6 | - |
| Assist/turnover ratio | 1.2 | 0.7 |
| Steals | 113 | 78 |
| Steals per game | 8.7 | 6.0 |
| Blocks | 33 | 43 |
| Blocks per game | 2.5 | 3.3 |
| Winning streak | 5 | - |
| Home win streak | 3 | - |
| Attendance | 44347 | 24456 |
| Home games-Avg/Game | 7-6335 | 6-4076 |
| Neutral site-Avg/Game | - | 0-0 |

Team Results

| Date | Opponent | | Score | Att. |
|------------|-------------------|---|-------|------|
| 01/02/2020 | Saint Joseph's | W | 84-52 | 5016 |
| 01/05/2020 | at Rhode Island | W | 69-61 | 5325 |
| 01/11/2020 | Saint Louis | L | 58-74 | 7004 |
| 01/14/2020 | at Davidson | W | 70-64 | 3503 |
| 01/18/2020 | at George Mason | W | 97-87 | 4603 |
| 01/22/2020 | La Salle | W | 75-57 | 5073 |
| 01/25/2020 | Dayton | L | 79-87 | 7201 |
| 01/28/2020 | at VCU | L | 68-87 | 7637 |
| 02/01/2020 | George Washington | W | 76-54 | 7201 |
| 02/08/2020 | at Fordham | W | 59-53 | 2117 |
| 02/12/2020 | at La Salle | W | 74-47 | 1271 |
| 02/15/2020 | VCU | W | 77-59 | 7201 |
| 02/19/2020 | George Mason | W | 65-50 | 5651 |



SPIDERS SEASON STATS (ALL GAMES)

Game Records

| Record | Overall | Home | Away | Neutral |
|----------------|---------|------|------|---------|
| ALL GAMES | 20-6 | 12-2 | 7-2 | 1-2 |
| CONFERENCE | 10-3 | 5-2 | 5-1 | 0-0 |
| NON-CONFERENCE | 10-3 | 7-0 | 2-1 | 1-2 |

Score by Periods

| Team | 1st | 2nd | OT | TOT |
|-----------|-----|------|----|------|
| Richmond | 915 | 1005 | 23 | 1943 |
| Opponents | 746 | 963 | 20 | 1729 |

Team Box Score

| No. | Player | | | | Total | | 3-Point | | F-Throw | | Rebounds | | | | | | | | | | | | | |
|-----------|-----------------------|-------|--------|------|----------|-------|---------|-------|---------|------|----------|-----|-----|------|-----|----|-----|-----|-----|-----|------|------|--|--|
| | | GP-GS | MIN | AVG | FG-FGA | FG% | 3FG-FGA | 3FG% | FT-FTA | FT% | OFF | DEF | TOT | AVG | PF | DQ | A | TO | BLK | STL | PTS | AVG | | |
| 1 | FRANCIS, Blake | 20-20 | 651:30 | 32.6 | 119-285 | .418 | 54-147 | .367 | 49-60 | .817 | 11 | 34 | 45 | 2.3 | 32 | 0 | 45 | 45 | 0 | 23 | 341 | 17.1 | | |
| 33 | GOLDEN, Grant | 24-24 | 613:59 | 25.6 | 137-258 | .531 | 3-15 | .200 | 46-67 | .687 | 29 | 139 | 168 | 7.0 | 30 | 0 | 71 | 45 | 20 | 14 | 323 | 13.5 | | |
| 00 | GILYARD, Jacob | 26-26 | 942:08 | 36.2 | 116-241 | .481 | 48-127 | .378 | 67-82 | .817 | 10 | 72 | 82 | 3.2 | 45 | 0 | 142 | 49 | 4 | 83 | 347 | 13.3 | | |
| 5 | SHEROD, Nick | 26-26 | 782:16 | 30.1 | 118-269 | .439 | 64-152 | .421 | 29-37 | .784 | 16 | 123 | 139 | 5.3 | 35 | 0 | 44 | 25 | 3 | 24 | 329 | 12.7 | | |
| 4 | CAYO, Nathan | 25-25 | 634:34 | 25.4 | 84-149 | .564 | 0-0 | .000 | 55-70 | .786 | 28 | 91 | 119 | 4.8 | 57 | 1 | 21 | 30 | 15 | 15 | 223 | 8.9 | | |
| 3 | BURTON, Tyler | 25-1 | 354:00 | 14.2 | 41-94 | .436 | 7-31 | .226 | 23-30 | .767 | 21 | 70 | 91 | 3.6 | 44 | 1 | 9 | 22 | 12 | 15 | 112 | 4.5 | | |
| 22 | GUSTAVSON, Andre | 26-6 | 534:58 | 20.6 | 42-97 | .433 | 5-33 | .152 | 24-32 | .750 | 17 | 49 | 66 | 2.5 | 45 | 1 | 19 | 19 | 6 | 22 | 113 | 4.3 | | |
| 11 | WOJCIK, Jake | 26-0 | 316:48 | 12.2 | 26-60 | .433 | 16-43 | .372 | 17-19 | .895 | 4 | 46 | 50 | 1.9 | 25 | 0 | 15 | 13 | 0 | 7 | 85 | 3.3 | | |
| 21 | VERBINSKIS, Tomas | 3-0 | 08:25 | 2.8 | 3-4 | .750 | 3-3 | 1.000 | 0-0 | .000 | 1 | 1 | 2 | 0.7 | 0 | 0 | 0 | 0 | 0 | 0 | 9 | 3.0 | | |
| 2 | KOUREISSI, Souleymane | 26-2 | 201:08 | 7.7 | 16-31 | .516 | 2-6 | .333 | 6-10 | .600 | 14 | 18 | 32 | 1.2 | 46 | 0 | 6 | 16 | 7 | 8 | 40 | 1.5 | | |
| 15 | GRACE, Matt | 24-0 | 186:46 | 7.8 | 7-21 | .333 | 2-8 | .250 | 3-5 | .600 | 11 | 22 | 33 | 1.4 | 31 | 0 | 19 | 11 | 1 | 5 | 19 | 0.8 | | |
| 31 | GAITLEY, Jordan | 7-0 | 10:42 | 1.5 | 1-1 | 1.000 | 0-0 | .000 | 0-0 | .000 | 0 | 1 | 1 | 0.1 | 1 | 0 | 0 | 1 | 0 | 0 | 2 | 0.3 | | |
| 12 | ARIZIN, Gabe | 4-0 | 03:55 | 1.0 | 0-1 | .000 | 0-0 | .000 | 0-0 | .000 | 1 | 2 | 3 | 0.8 | 0 | 0 | 0 | 0 | 0 | 0 | 0 | 0.0 | | |
| 10 | KULJU, Sullivan | 7-0 | 08:50 | 1.3 | 0-5 | .000 | 0-1 | .000 | 0-0 | .000 | 2 | 0 | 2 | 0.3 | 0 | 0 | 1 | 0 | 0 | 0 | 0 | 0.0 | | |
| Team | | | | | | | | | | | 23 | 22 | 45 | | | | | 13 | | | | | | |
| Total | | 26 | 5250 | | 710-1516 | .468 | 204-566 | .360 | 319-412 | .774 | 188 | 690 | 878 | 33.8 | 391 | 3 | 392 | 289 | 68 | 216 | 1943 | 74.7 | | |
| Opponents | | 26 | 5250 | | 621-1506 | .412 | 182-609 | .299 | 305-433 | .704 | 266 | 674 | 940 | 36.2 | 403 | 5 | 282 | 372 | 79 | 157 | 1729 | 66.5 | | |

Team Statistics

| | UR | OPP |
|------------------------|-----------------|-----------------|
| Scoring | 1943 | 1729 |
| Points per game | 74.7 | 66.5 |
| Scoring margin | +8.2 | - |
| Field goals-att | 710-1516 | 621-1506 |
| Field goal pct | .468 | .412 |
| 3 point fg-att | 204-566 | 182-609 |
| 3-point FG pct | .360 | .299 |
| 3-pt FG made per game | 7.8 | 7.0 |
| Free throws-att | 319-412 | 305-433 |
| Free throw pct | .774 | .704 |
| F-Throws made per game | 12.3 | 11.7 |
| Rebounds | 878 | 940 |
| Rebounds per game | 33.8 | 36.2 |
| Rebounding margin | -2.4 | - |
| Assists | 392 | 282 |
| Assists per game | 15.1 | 10.8 |
| Turnovers | 289 | 372 |
| Turnovers per game | 11.1 | 14.3 |
| Turnover margin | +3.2 | - |
| Assist/turnover ratio | 1.4 | 0.8 |
| Steals | 216 | 157 |
| Steals per game | 8.3 | 6.0 |
| Blocks | 68 | 79 |
| Blocks per game | 2.6 | 3.0 |
| Winning streak | 5 | - |
| Home win streak | 3 | - |
| Attendance | 82311 | 43958 |
| Home games-Avg/Game | 14-5879 | 9-4884 |
| Neutral site-Avg/Game | - | 3-2600 |

Team Results

| Date | Opponent | | Score | Att. |
|------------|--------------------|-----|--------|------|
| 11/08/2019 | Saint Francis (PA) | Wot | 100-98 | 6602 |
| 11/14/2019 | Vanderbilt | Wot | 93-92 | 5602 |
| 11/17/2019 | CSUN | W | 90-62 | 4604 |
| 11/22/2019 | McNeese | W | 87-57 | 4765 |
| 11/25/2019 | vs Wisconsin | W | 62-52 | 0 |
| 11/26/2019 | vs Auburn | L | 65-79 | 6420 |
| 11/30/2019 | Boston College | W | 64-44 | 5531 |
| 12/03/2019 | at Hampton | W | 80-63 | 3323 |
| 12/08/2019 | South Alabama | W | 75-57 | 5056 |
| 12/14/2019 | Col. of Charleston | W | 78-71 | 5804 |
| 12/18/2019 | at Old Dominion | W | 62-59 | 6219 |
| 12/22/2019 | vs Radford | L | 58-73 | 1381 |
| 12/29/2019 | at Alabama | L | 78-90 | 9960 |
| 01/02/2020 | Saint Joseph's | W | 84-52 | 5016 |
| 01/05/2020 | at Rhode Island | W | 69-61 | 5325 |
| 01/11/2020 | Saint Louis | L | 58-74 | 7004 |
| 01/14/2020 | at Davidson | W | 70-64 | 3503 |
| 01/18/2020 | at George Mason | W | 97-87 | 4603 |
| 01/22/2020 | La Salle | W | 75-57 | 5073 |
| 01/25/2020 | Dayton | L | 79-87 | 7201 |
| 01/28/2020 | at VCU | L | 68-87 | 7637 |
| 02/01/2020 | George Washington | W | 76-54 | 7201 |
| 02/08/2020 | at Fordham | W | 59-53 | 2117 |
| 02/12/2020 | at La Salle | W | 74-47 | 1271 |
| 02/15/2020 | VCU | W | 77-59 | 7201 |
| 02/19/2020 | George Mason | W | 65-50 | 5651 |



SPEED CHART



#0 JACOB GILYARD
G | JR | 5'9" | 160 | KANSAS CITY, MO

| PTS | REB | AST | STL | MIN |
|------|-----|-----|-----|------|
| 13.3 | 3.2 | 5.5 | 3.2 | 36.2 |

- Leads D-I in steals this season (3.19); UR's career steals leader (258)
- Leads A-10 in Ast/TO ratio (2.90), 3rd in Ast PG (5.5)
- 83 steals this season, needs 6 to tie his own school record (89 in 2017-18)
- 2-time A-10 Player of the Week this season (11/18 & 12/9)
- Led A-10 in scoring during conference play last season (17.9 PPG)

| CAREER HIGHS | | LAST GAME | |
|--------------|-----|-----------|-----|
| PTS | REB | PTS | REB |
| 31 | 8 | 4 | 3 |
| AST | STL | AST | STL |
| 10 | 7 | 3 | 2 |



#1 BLAKE FRANCIS
G | R-JR | 6'0" | 176 | HERNDON, VA

| PTS | REB | AST | STL | MIN |
|------|-----|-----|-----|------|
| 17.1 | 2.3 | 2.3 | 1.2 | 32.6 |

- Recruited by Bonnies after announcing he would transfer from Wagner
- Leads Richmond in scoring, ranks 4th in A-10 (17.1 PPG)
- Fractured sternum vs Saint Louis on January 11 (missed next 6 games)
- Scored 1,000th career point vs St. Joe's (Richmond & Wagner combined)
- Tied career highs in Pts (29) and Ast (6) at Hampton

| CAREER HIGHS | | LAST GAME | |
|--------------|-----|-----------|-----|
| PTS | REB | PTS | REB |
| 29 | 7 | 14 | 1 |
| AST | STL | AST | STL |
| 6 | 7 | 3 | 2 |



#2 SOULEYMANE KOUREISSI
F | SO | 6'9" | 215 | HARLEM, NY

| PTS | REB | AST | STL | MIN |
|-----|-----|-----|-----|-----|
| 1.5 | 1.2 | 0.2 | 0.3 | 7.7 |

- Made first career starts vs Boston College & Hampton (for Grant Golden)
- 51.3 FG pct last yr was 2nd on team, best for UR true frosh since 2013
- Added 15 pounds during offseason, up 25 pounds since coming to UR
- No. 8 recruit in state of NY was UR's first signee for Class of 2018
- Name is pronounced SAHL-uh-mon ker-ESS-ee

| CAREER HIGHS | | LAST GAME | |
|--------------|-----|-----------|-----|
| PTS | REB | PTS | REB |
| 10 | 5 | 0 | 0 |
| AST | STL | AST | STL |
| 2 | 2 | 0 | 0 |



#3 TYLER BURTON
F | FR | 6'7" | 195 | UXBRIDGE, MA

| PTS | REB | AST | BLK | MIN |
|-----|-----|-----|-----|------|
| 4.5 | 3.6 | 0.4 | 0.5 | 14.2 |

- Spiders leading scorer off the bench this season at 4.5 PPG
- 7.3 PPG, 4.7 RPG last 9 gms (2.9 PPG, 3.1 RPG in 1st 16 gms this year)
- Only scholarship freshman on Richmond's roster
- High-flyer who leads Richmond in dunks this season
- Rated as a top-10 class of 2019 recruit in CT & top 30 in New England

| CAREER HIGHS | | LAST GAME | |
|--------------|-----|-----------|-----|
| PTS | REB | PTS | REB |
| 14 | 9 | 0 | 2 |
| AST | BLK | AST | BLK |
| 2 | 3 | 0 | 0 |



#4 NATHAN CAYO
F | JR | 6'7" | 225 | MONTREAL, QUEBEC

| PTS | REB | AST | BLK | MIN |
|-----|-----|-----|-----|------|
| 8.9 | 4.8 | 0.8 | 0.6 | 25.4 |

- 19-28 FGs (68%) during Spiders 5-game win streak
- 19 Pts, career-high 11 Reb at Rhode Island (1st career double-double)
- Made 55 of 70 FTA (79%) this season (made 58% from line last year)
- Increased scoring avg by 10.6 PPG last year (biggest increase in A-10)
- Last name is pronounced KAY-oh

| CAREER HIGHS | | LAST GAME | |
|--------------|-----|-----------|-----|
| PTS | REB | PTS | REB |
| 23 | 11 | 7 | 7 |
| AST | BLK | AST | BLK |
| 5 | 4 | 1 | 1 |




#5 NICK SHEROD
G | R-JR | 6'4" | 230 | RICHMOND, VA

| PTS | REB | AST | STL | MIN |
|------|-----|-----|-----|------|
| 12.7 | 5.3 | 1.7 | 0.9 | 30.1 |

- Scored game-high 26 Pts in only career gm AT Bonnies (2.10.18)
- Made first 4 three-point FG attempts vs VCU (3 in game's 1st 4 mins)
- 64 three-pointers this season (4th in A-10)
- Scored 1,000th career point on late 3-pointer vs Saint Louis
- Named A-10 Co-Player of the Week on 11/11 (w Dayton's Obi Toppin)

| CAREER HIGHS | | LAST GAME | |
|--------------|-----|-----------|-----|
| PTS | REB | PTS | REB |
| 32 | 14 | 8 | 5 |
| AST | STL | AST | STL |
| 7 | 4 | 1 | 1 |



#11 JAKE WOJCIK
G | SO | 6'4" | 190 | SAN JOSE, CA

| PTS | REB | AST | STL | MIN |
|-----|-----|-----|-----|------|
| 3.3 | 1.9 | 0.6 | 0.3 | 12.2 |

- Season-high 6 FG attempts at La Salle (1-6)
- 17 Pts at ALA is highest-scoring game by UR bench player this year
- Made 65 3-pters last yr (9th in A-10, 2nd most every by UR frosh)
- 33 starts last yr were 2nd most ever by freshman in UR history
- Father Dave was head coach at San Jose St from 2013-17

| CAREER HIGHS | | LAST GAME | |
|--------------|-----|-----------|-----|
| PTS | REB | PTS | REB |
| 22 | 8 | 0 | 0 |
| AST | STL | AST | STL |
| 5 | 5 | 0 | 0 |



#12 MATT GRACE
F | SO | 6'9" | 230 | HAMILTON, ONTARIO

| PTS | REB | AST | STL | MIN |
|-----|-----|-----|-----|-----|
| 0.8 | 1.4 | 0.8 | 0.2 | 7.8 |

- Tied career-high with 4 Reb vs VCU (played 9 mins)
- Scored on reverse layup off pick-and-roll vs George Mason
- Scored career-high 7 Pts at Hampton (2 three-pointers, 1 free throw)
- Led team in Ast-TO ratio last year (2.7 -- 16 Ast, 6 TO)
- Former hockey player

| CAREER HIGHS | | LAST GAME | |
|--------------|-----|-----------|-----|
| PTS | REB | PTS | REB |
| 7 | 4 | 2 | 0 |
| AST | STL | AST | STL |
| 4 | 2 | 0 | 2 |



#22 ANDRE GUSTAVSON
G | SO | 6'4" | 195 | HELSINKI, FINLAND

| PTS | REB | AST | STL | MIN |
|-----|-----|-----|-----|------|
| 4.3 | 2.5 | 0.7 | 0.9 | 20.6 |

- Scored all 9 of his pts vs George Mason in 2nd half (2nd most on team)
- Made 6 starts in place of Blake Francis (sternum) from Jan. 14-Feb. 1
- Forced bad shot on D, grabbed Reb to set up UR's game-winning shot at ODU
- GW free throw w 0.6 sec in OT vs Vanderbilt (fouled on GW dunk attempt)
- Last name is pronounced GOOS-tahv-son

| CAREER HIGHS | | LAST GAME | |
|--------------|-----|-----------|-----|
| PTS | REB | PTS | REB |
| 13 | 6 | 9 | 1 |
| AST | STL | AST | STL |
| 10 | 5 | 1 | 1 |



#33 GRANT GOLDEN
F | R-JR | 6'10" | 255 | WINCHESTER, VA

| PTS | REB | AST | BLK | MIN |
|------|-----|-----|-----|------|
| 13.5 | 7.0 | 3.0 | 0.8 | 25.6 |

- 24 Pts, 11-19 FGs in only career game AT Bonnies (2.10.18)
- Named A-10 POTW on Monday (15.5 PPG, 8.0 RPG, 4.0 APG, 68% FGs)
- 26.0 Pts/40 min last 9 gms (tied with Ryan Daly for most in A-10)
- DNP vs BC and at Hampton (ankle), snapping streak of 71 straight starts
- 3rd in scoring (17.2 PPG), 8th in rebounding (7.1 RPG) in A-10 last year

| CAREER HIGHS | | LAST GAME | |
|--------------|-----|-----------|-----|
| PTS | REB | PTS | REB |
| 33 | 12 | 21 | 7 |
| AST | BLK | AST | BLK |
| 7 | 6 | 1 | 1 |

