

RICHMOND SPIDERS

2019-20 SCHEDULE

NOVEMBER

Nov. 8 ST. FRANCIS (PA) (ESPN+) W, 100-98 (OT)
 Nov. 14 VANDERBILT (NBCSW) W, 93-92 (OT)
 Nov. 17 CSUN (MASN)..... W, 90-62
 Nov. 22 McNEESE STATE (MASN)..... W, 87-57
 Nov. 25 Wisconsin# (ESPN2) W, 62-52
 Nov. 26 #18 Auburn# (ESPN2)..... L, 79-65
 Nov. 30 BOSTON COLLEGE (NBCSN)..... W, 64-44

DECEMBER

Dec. 3 at Hampton W, 80-63
 Dec. 8 SOUTH ALABAMA (MASN) W, 75-57
 Dec. 14 CHARLESTON (NBCSN) W, 78-71
 Dec. 18 at Old Dominion (ESPN3)..... W, 62-59
 Dec. 22 vs Radford^ (FloHoops) L, 73-58
 Dec. 29 at Alabama (SEC Network)..... L, 90-78

JANUARY

Jan. 2 SAINT JOSEPH'S (NBCSW) W, 84-52
 Jan. 5 at Rhode Island (ESPN+)..... W, 69-61
 Jan. 11 SAINT LOUIS (MASN)..... L, 74-58
 Jan. 14 at Davidson (ESPN) W, 70-64
 Jan. 18 at George Mason (NBCSN) W, 97-87
 Jan. 22 LA SALLE (MASN) W, 75-57
 Jan. 25 #7 DAYTON (NBCSW)..... L, 87-79
 Jan. 28 at VCU* (CBSSN)..... 7 PM

FEBRUARY

Feb. 1 GEORGE WASHINGTON (NBCSW+) .. 6 PM
 Feb. 8 at Fordham (ESPN+) 2 PM
 Feb. 12 at La Salle (ESPN+)..... 7 PM
 Feb. 15 VCU* (ESPN+) 4 PM
 Feb. 19 GEORGE MASON (NBCSW+)..... 7 PM
 Feb. 22 at St. Bonaventure (ESPN+) 6:30 PM
 Feb. 26 at George Washington (NBCSW+) 7 PM
 Feb. 29 MASSACHUSETTS (NBCSW)..... 6 PM

MARCH

March 3 DAVIDSON (NBCSW+)..... 7 PM
 March 6 at Duquesne (ESPN+)..... 7 PM
 March 11-15 ... A-10 Championship in Brooklyn, NY
All times Eastern and subject to change
 # Roman Legends Classic Presented by Old Trapper
 (Barclays Center - Brooklyn, NY)
 ^ DC Holiday Hoops Fest Showcase
 (Sports & Entertainment Arena - Washington, DC)
 * Lumber Liquidators Capital City Classic



VCU RAMS (15-5, 5-2)



RICHMOND SPIDERS (15-5, 5-2)

- This is the 84th meeting between Richmond and VCU, making the Rams Richmond's sixth-most frequent opponent in program history. However, it's the first meeting in which both teams enter 10 or more games over .500.
- Richmond is 15-5 this season, the Spiders best record through 20 games since 2010-11. That year, the Spiders won a school-record 29 games and advanced to the NCAA's Sweet 16.
- Richmond is 3-0 in road A-10 games this season, the third time the Spiders have started 3-0 on the road since joining the conference in 2001 (also 2016-17, 2010-11). The only time Richmond has won its first four road conference games in the A-10 is 2010-11, when the Spiders started 5-0 on the road.
- The Spiders are 5-1 in true road games this season. Richmond entered the week tied for seventh in D-I in winning percentage in road games (.833).
- The Spiders have made 80.1 percent of their free-throw attempts this season, the third-highest rate in the nation. Last year, the Spiders made 66.1 percent of their attempts from the foul line, the 319th-best rate in D-I.
- Jacob Gilyard was one of 15 players named to the 2020 Midseason Team for the Naismith Defensive Player of the Year last Wednesday. Gilyard, Richmond's career steals leader, currently ranks first in the nation with 3.25 steals per game.
- Gilyard scored a game-high 29 points in Richmond's loss to #7 Dayton on Saturday. It was tied for the second-most points for a Spider vs a ranked opponent in the last 20 years, trailing only Terry Allen's 34 vs #14 California on Nov. 27, 2015.
- Richmond's leading scorer Blake Francis fractured his sternum during a scramble for a loose ball with 2:00 remaining vs Saint Louis on January 11th. His expected recovery time is between four and six weeks. Francis is currently averaging 17.6 points per game, fourth most in the Atlantic 10.
- Nick Sherod reached the 1,000-point mark for his career with a three-pointer late in the second half against Saint Louis on January 11th. Sherod joined teammates Grant Golden, Jacob Gilyard, and Blake Francis in the 1,000-point club, giving Richmond four active players who have scored at least 1,000 career points. For context:
 - Richmond is the second school with four active 1,000-point scorers, joining Rider.
 - All four of the Spiders 1,000-point scorers are juniors. No other D-I school has more than two 1,000-point scorers who aren't seniors.

WITH A WIN ...

- UR would be 16-5, its best record through 21 games since 2010-11 (also 16-5).
- UR would start 4-0 in A-10 road games for the second time since joining the conference (2010-11).
- UR would be 6-1 in true road games this season, its most road wins since 2016-17 (8-6).
- UR would be 3-2 in its last 5 games vs VCU following a six-game losing streak in the series.
- UR would be 3-3 in its last six games on the road vs VCU following an 8-game road losing streak at VCU.
- UR would be 4-1 in game since losing Blake Francis to a fractured sternum on January 11.

THE MATCHUP

ALL-TIME SERIES LEADER: VCU, 53-30
 CURRENT STREAK: VCU W2
 RICHMOND AT HOME: 16-19
 RICHMOND ON ROAD: 14-31
 RICHMOND AT NEUTRAL SITE: 0-3
 LAST GAME: 1/29/1976 (UR, 71-65)
 1ST GAME: 3/2/2019 (VCU, 69-66)



SPIDERS COACH CHRIS MOONEY
 15th season at Richmond

W-L at RICHMOND: 265*-220
 W-L in DIVISION I: 283-232
 W-L vs OPPONENT: 6-18
 * Most wins in Richmond history

WATCH



CBS SPORTS NETWORK
 PxP: Tom McCarthy Analyst: Bob Wenzel

LISTEN



PxP: Bob Black Analyst: Greg Beckwith

FOLLOW

@SpiderMBB
 @SpiderMBB
 Richmond Spiders Men's Basketball
 RichmondSpiders.com



QUICK FACTS

University Information

Location Richmond, VA 23173
 Founded 1830
 Total Enrollment 4,023
 Nickname Spiders
 Colors Red and Blue
 Arena Robins Center
 Opened 1972 (48th season)
 Capacity 7,201
 President Dr. Ronald A. Crutcher
 Athletics Director John Hardt

Team Information

Conference Atlantic 10
 2018-19 Record 13-20 (6-12)
 Letterwinners Returning/Lost 11/4
 Starters Returning/Lost 5/0
 Newcomers 4

Program History

First Season 1913-14 (107th season)
 All-Time Record Entering 2019-20 1,389-1,215
 NCAA Appearances/W-L 9/8-9
 (1984, 1986, 1988, 1990-91, 1998, 2004, 2010-11)
 NIT Appearances/W-L 9/10-9
 Conference Championships 6
 (1984, 1988, 1990-91, 1998, 2011)

Coaching Staff

Head Coach Chris Mooney, 15th season
 Alma Mater Princeton (1994)
 W-L at Richmond 250-215
 Career D-I W-L/Years 268-227/15
 Assoc Head Coach Rob Jones, 15th season
 Alma Mater Toccoa Falls (2001)
 Assoc Head Coach Marcus Jenkins, 5th season
 Alma Mater Air Force (2004)
 Assistant Coach Steve Thomas, 5th season
 Alma Mater Rowan (2006)
 Dir of Operations Mark McGonigal, 4th season
 Alma Mater Richmond (2009)
 Dir Program Development Will Gipe, 4th season
 Alma Mater Virginia Tech (2014)
 Video Coordinator James Adams, 1st season
 Alma Mater South Carolina (2014)

Support Staff

Athletic Trainer Adam Smith
 Strength Coach Jay DeMayo
 Director of Academics Courtney Hughes
 Athletics Web Site RichmondSpiders.com
 Athletics Dept Phone (804) 289-8363
 Athletics Dept Fax (804) 287-1919
 PR Director Jason Vida
 Cell Phone (267) 566-2130
 Office Phone (804) 289-8320
 Email jvida@richmond.edu

ROSTER & PRONUNCIATION GUIDE

No.	Name	Pos	Year	Ht	Wt	Hometown (High School/Previous School)
0	Jacob Gilyard	G	JR	5'9"	160	Kansas City, MO (The Barstow School)
1	Blake Francis	G	R-JR	6'0	176	Herndon, VA (Westfield/Wagner)
2	Souleymane Koureissi	F	SO	6'9"	215	Harlem, NY (Iona Prep)
3	Tyler Burton	F	FR	6'7"	195	Uxbridge, MA (Marianapolis Prep (CT))
4	Nathan Cayo	F	JR	6'7"	225	Montreal, Quebec (College Jean de Brebeuf)
5	Nick Sherod	G	R-JR	6'4"	230	Richmond, VA (St. Christopher's)
10	Sullivan Kulju	F	JR	6'6"	220	New Berlin, WI (Eisenhower)
11	Jake Wojcik	G	SO	6'4"	190	San Jose, CA (Bellarmine College Prep)
12	Gabe Arizin	G	FR	6'4"	190	West Chester, PA (St. Joseph's Prep)
13	Connor Crabtree*	G	SO	6'6"	190	Hillsborough, NC (Hargrave Military (VA)/Tulane)
15	Matt Grace	F	SO	6'9"	230	Hamilton, Ontario (TRC Academy)
22	Andre Gustavson	G	SO	6'4"	175	Helsinki, Finland (Helsinki Basketball Academy)
31	Jordan Gaitley	G	JR	6'4"	190	Haverford, PA (Fordham Prep (NY))
33	Grant Golden	F	R-JR	6'10"	255	Winchester, VA (St. James (MD))

* Will sit out 2019-20 season due to NCAA transfer regulations

PRONUNCIATION GUIDE

Gabe Arizin	AIR-rizz-in
Nathan Cayo	KAY-oh
Jacob Gilyard	GILL-yerd
Andre Gustavson	GOOS-tahv-sun
Souleymane Koureissi	SAHL-uh-mon ker-ESS-ee
Sullivan Kulju	COOL-you
Nick Sherod	sure-ROD
Jake Wojcik	WOJ-ick


BREAKDOWNS

BY CLASS

Freshmen (2): Arizin, Burton
 Sophomores (5): Crabtree, Grace, Gustavson, Koureissi, Wojcik
 Juniors (7): Cayo, Francis, Gaitley, Gilyard, Golden, Kulju, Sherod
 Seniors (0)

BY STATE

California (1): Wojcik
 CANADA (2): Cayo, Grace
 FINLAND (1): Gustavson
 Massachusetts (1): Burton
 Missouri (1): Gilyard
 New York (1): Koureissi
 North Carolina (1): Crabtree
 Pennsylvania (2): Arizin, Gaitley
 Virginia (3): Francis, Golden, Sherod
 Wisconsin (1): Kulju



OPPONENT BREAKDOWN: VCU

SERIES HISTORY

VCU leads, 53-30.

Date	Site	W/L	Score	Series
1/29/1976	H	W	71-65	1-0
2/10/1976	A	W	68-66	2-0
12/4/1976	A	W	68-66 (OT)	3-0
12/30/1976	A	W	58-55	4-0
2/26/1977	H	W	78-75 (OT)	5-0
11/26/1977	H	L	62-79	5-1
1/21/1978	A	L	63-82	5-2
2/11/1978	A	L	66-67	5-3
12/7/1978	A	L	71-84	5-4
1/27/1979	H	L	92-96	5-5
12/1/1979	H	L	67-69	5-6
12/29/1979	A	L	71-86	5-7
2/20/1980	H	W	76-67	6-7
12/9/1980	A	L	76-88	6-8
1/31/1981	H	L	55-66	6-9
12/30/1981	A	L	53-59	6-10
2/8/1982	A	L	63-77	6-11
2/10/1982	H	W	64-59	7-11
12/8/1982	A	L	48-54	7-12
12/30/1982	A	L	74-80	7-13
1/8/1983	H	L	56-65	7-14
12/10/1983	A	L	45-59	7-15
12/30/1983	H	L	47-61	7-16
2/14/1984	H	W	56-51	8-16
12/4/1984	H	L	60-69	8-17
12/28/1984	A	L	52-68	8-18
12/3/1985	A	W	64-59	9-18
12/20/1985	A	W	67-65 (OT)	10-18
12/30/1986	A	L	57-60	10-19
1/22/1987	H	L	66-79	10-20
12/18/1987	A	W	60-58	11-20
1/4/1988	A	L	53-72	11-21
12/7/1988	H	W	74-58	12-21
12/6/1989	A	W	66-54	13-21
12/5/1990	H	W	67-63	14-21
12/29/1990	A	L	66-72	14-22
12/4/1991	A	L	70-73	14-23
11/28/1991	A	W	72-71	15-23
12/9/1992	H	L	63-82	15-24
12/18/1993	A	W	76-61	16-24
1/11/1995	H	L	72-78	16-25
1/20/1996	A	L	51-79	16-26
2/24/1996	H	L	67-69	16-27
3/2/1996	A	L	55-89	16-28
1/25/1997	H	L	71-86	16-29
2/24/1997	A	L	45-56	16-30
1/24/1998	A	W	56-52	17-30
2/21/1998	H	W	67-61	18-30
1/23/1999	H	W	68-64	19-30
2/13/1999	A	W	78-72	20-30
2/26/1999	A	L	57-64	20-31
2/8/2000	H	W	69-57	21-31
2/26/2000	A	L	77-80	21-32
2/17/2001	H	W	70-66	22-32
2/27/2001	A	W	72-54	23-32
12/1/2001	H	L	54-65	23-33
12/7/2002	A	L	68-73 (OT)	23-34
12/3/2003	H	W	70-52	24-34
12/11/2004	A	L	50-58	24-35
12/10/2005	A	L	37-49	24-36
12/9/2006	H	L	54-68	24-37
12/8/2007	A	L	45-65	24-38
12/13/2008	H	L	77-76	24-39
12/12/2009	A	L	57-65	24-40
12/11/2010	H	W	72-60	25-40
12/9/2011	A	L	51-73	25-41
1/24/2013	H	W	86-74 (OT)	26-41
3/6/2013	A	L	82-93	26-42
2/1/2014	A	L	70-81	26-43
3/6/2014	H	L	50-56	26-44
3/14/2014	N	L	53-71	26-45
1/31/2015	A	W	64-55	27-44
2/25/2015	H	W	67-63 (2OT)	28-44
3/13/2015	N	L	67-70	28-46
1/16/2016	H	L	89-94 (OT)	28-47
2/19/2016	A	L	74-87	28-48
2/1/2017	A	L	74-91	28-49
2/17/2017	H	L	73-84	28-50
3/11/2017	N	L	77-87 (OT)	28-51
1/17/2018	A	W	67-52	29-51
2/7/2018	H	W	77-76	30-51
2/13/2019	A	L	60-81	30-52
3/2/2019	H	L	66-69	30-53
Home: 16-19 (Robins Center: 16-18)				
Away: 14-31 Neutral 0-3				

THE LAST TIME

Official Basketball Box Score -- Game Totals -- Final Statistics																					
VCU vs RICHMOND																					
03/02/19 4:00 pm at																					
VCU 69 • 23-6																					
#	Player	Total	FG-FGA	3-Ptr	FT-FTA	Rebounds	PF	TP	A	TO	Blk	Stl	Min								
05	Sean Mobley	f	0-1	0-0	0-0	0	3	3	0	1	1	0	15								
14	Marcus Santos-Silva	f	4-5	0-0	2-2	5	1	6	3	10	0	2	2	16							
23	Issac Vann	f	5-11	0-4	1-2	0	3	3	0	11	0	1	0	31							
00	De'Riante Jenkins	g	3-6	1-2	2-2	0	3	3	1	9	0	2	0	25							
02	Marcus Evans	g	6-12	0-3	3-5	0	6	6	2	15	5	5	0	30							
01	Mike'L Simms	g	0-2	0-2	0-0	0	0	0	0	0	1	1	0	8							
04	Corey Douglas	g	1-2	0-0	0-1	0	1	1	3	2	0	1	1	16							
10	Vince Williams	g	2-5	0-2	2-2	1	4	5	2	6	5	0	0	23							
13	Malik Crowfield	g	5-8	4-7	0-0	1	2	3	1	14	0	0	0	20							
22	Michael Gilmore	g	1-1	0-0	0-2	2	1	3	1	2	0	1	0	8							
24	P.J. Byrd	g	0-1	0-0	0-0	0	1	1	1	0	1	1	0	8							
Team						0	0	0													
Totals			27-54	5-20	10-16	9	25	34	17	69	13	15	3	10							
FG % 1st Half: 14-27 51.9%		2nd half: 13-27 48.1%		Game: 27-54 50.0%		Deadball Rebounds 3															
3FG % 1st Half: 1-8 12.5%		2nd half: 4-12 33.3%		Game: 5-20 25.0%																	
FT % 1st Half: 5-7 71.4%		2nd half: 5-9 55.6%		Game: 10-16 62.5%																	
RICHMOND 66 • 12-17																					
#	Player	Total	FG-FGA	3-Ptr	FT-FTA	Rebounds	PF	TP	A	TO	Blk	Stl	Min								
33	GOLDEN, Grant	f	2-9	1-1	3-10	1	9	10	1	8	5	6	1	32							
00	GILYARD, Jacob	g	7-15	4-8	5-6	2	1	3	3	23	6	3	0	40							
11	WOJCICK, Jake	g	1-5	1-4	0-0	0	1	2	2	3	3	1	0	25							
22	GUSTAVSON, Andre	g	3-5	1-1	0-0	0	1	1	4	7	2	0	0	29							
04	CAYO, Nathan	*	6-7	0-0	0-3	1	3	4	5	12	2	3	0	33							
02	KOUREISSI, Souleyman	g	1-1	0-0	0-0	1	1	2	1	2	0	0	0	6							
15	GRACE, Matt	g	0-1	0-1	0-0	0	1	1	0	0	0	0	1	8							
24	Yates, Noah	g	4-6	3-5	0-0	0	3	3	0	11	0	2	0	19							
32	JOHNSON, Julius	g	0-1	0-0	0-0	0	1	1	2	0	0	0	0	8							
Team						0	0	0													
Totals			24-50	10-20	8-19	6	21	27	18	66	18	16	1	11							
FG % 1st Half: 10-22 45.5%		2nd half: 14-28 50.0%		Game: 24-50 48.0%		Deadball Rebounds 6															
3FG % 1st Half: 4-10 40.0%		2nd half: 6-10 60.0%		Game: 10-20 50.0%																	
FT % 1st Half: 0-6 0.0%		2nd half: 8-13 61.5%		Game: 8-19 42.1%																	
Officials: Tim Comer, Jerry Heater, Lamar Simpson																					
Technical fouls: VCU-Vince Williams, RICHMOND-JOHNSON, Julius; TEAM.																					
Attendance: 7201																					
2018-19 Men's Basketball. Round: 0. Richmond vs VCU. Played at .																					
Score by periods		1st	2nd	Total																	
VCU		34	35	69																	
RICHMOND		24	42	66																	
Last FG - VCU 2nd-02:00, RICH 2nd-00:38.																					
Largest lead - VCU by 10 1st-05:39, RICH by 2 2nd-11:27.																					
VCU led for 34:43, RICH led for 00:39. Game was tied for 04:38.																					
Score by periods		1st	2nd	Total	Points	In	Off	2nd	Fast	Bench											
VCU		42	21	63	VCU	21	17	5	4	24											
RICHMOND		28	17	45	RICH	28	17	5	4	23											
Score tied - 3 times.																					
Lead changed - 4 times.																					

UNIVERSITY OF RICHMOND, Va. - The Spiders were inches away from overcoming a nine-point deficit in the game's final minute, but Jake Wojcik's three-point attempt bounced off the top of the rim as the clock expired, allowing VCU to escape the Robins Center with a 69-66 win in the Lumber Liquidators Capital City Classic on Saturday.

"Had we won I'd be much happier, but I wouldn't be any more proud of our guys," said coach Chris Mooney. "I thought we really fought and competed and played extremely hard through some adversity and some things that didn't go our way."

Neither team was able to execute offensively early on, with the Rams holding the Spiders to just 11 points and taking a 10-point lead at 21-11 with 5:39 remaining in the first half.

The Spiders bounced back with a 13-4 run, including a trio of threes from Noah Yates off the bench to cut the Rams lead to one. However, VCU answered with a 9-0 run to take a 34-24 advantage at the break.

After scoring 24 points in the first 20 minutes, the Spiders scored 21 in the opening nine minutes of the second half and took a 45-43 lead on Jacob Gilyard's layup with 11:27 to play.

VCU jumped back out to an eight-point advantage three minutes later after getting a three-pointer for De'Riante Jenkins and a pair of threes from Malik Crowfield. But the Spiders continued to battle inside, as Yates and Nathan Cayo each scored in the paint to cut the lead to four with less than three

minutes left in the game.

After the Rams stretched their lead to nine at the foul line, a three-pointer from Grant Golden followed by a Rams turnover and another three from Jake Wojcik cut the lead to three with 38 seconds remaining.

Another VCU turnover gave the ball back to the Spiders, and Gilyard was fouled with 12 seconds to play. He made one of two at the line, and Richmond fouled VCU's Marcus Evans on the ensuing inbounds pass, sending him to the line with 10 seconds remaining.

Evans missed his first but made his second to make the score 69-66. Andre Gustavson found Wojcik on the wing with two seconds left. The freshman pump-faked to get his man in the air and stepped to his left for a clean look at a three-pointer, but it drew iron at the buzzer.

Gilyard led all scorers with 23 points, including 16 in the second half, and also contributed a game-high six assists plus three steals. Nate Cayo (12) and Noah Yates (11) also finished in double figures for Richmond.

SIDE-BY-SIDE

RICHMOND

	UR	OPP
Scoring	1524	1379
Points per game	76.2	69.0
Scoring margin	+7.2	-
Field goals-att	555-1181	487-1164
Field goal pct	.470	.418
3 point fg-att	172-456	142-473
3-point FG pct	.377	.300
3-pt FG made per game	8.6	7.1
Free throws-att	242-302	263-374
Free throw pct	.801	.703
F-Throws made per game	12.1	13.2
Rebounds	665	734
Rebounds per game	33.3	36.7
Rebounding margin	-3.4	
Assists	310	221
Assists per game	15.5	11.1
Turnovers	224	278
Turnovers per game	11.2	13.9
Turnover margin	+2.7	-
Assist/turnover ratio	1.4	0.8
Steals	158	119
Steals per game	7.9	6.0
Blocks	54	64
Blocks per game	2.7	3.2
Winning streak	0	-
Home win streak	0	-
Attendance	62258	32933
Home games-Avg/Game	11-5660	6-5489
Neutral site-Avg/Game	-	3-260

THE BIG PICTURE

THE SPIDERS SYSTEM

Over his 15 seasons at Richmond, Chris Mooney's offense has evolved into a system that embodies the concept of "basketball without positions." While short-er players will begin most possessions further away from the basket and taller players will begin most possessions on the wing or in the paint, they will rarely end up anywhere near where they started. On each possession, every player on the court is equally as likely to handle the ball, shoot a three, cut back door, or set up on the low block. The Spiders offense places a premium on passing, cutting, and outside shooting, and Richmond's coaches focus on developing those skills in each Spider.

Richmond's offense often results in a high team field goal percentage, a ton of opportunities for assists, and relatively few turnovers. Over the previous five seasons (2014-15 through 2018-19), Richmond ranks 26th in D-I in field goal percentage (46.9), 17th in assists per game (15.6), 10th in fewest turnovers per game (10.2), and sixth in assist-turnover ratio (1.52).

CHANGES ON DEFENSE

According to Mooney's estimation, the Spiders spent between 60 and 70 percent of their court time this offseason working on defense. Specifically, Richmond worked to install a man-to-man defensive scheme after playing primarily a matchup zone in recent years. The process involved reteaching the Spiders the very fundamentals of man-to-man defense, with a focus on plugging gaps, closing out on shooters, and preventing offensive rebounds.

PRESEASON PREDICTIONS

Jacob Gilyard was named First Team Preseason All-Atlantic 10 and Grant Golden was a Second Team Preseason All-A-10 pick at the conference's media day in October. Gilyard is the fifth different Spider to earn Preseason First Team All-Conference honors under Mooney, while Golden is the fourth Spider under Mooney to land on a Preseason All-Conference team in multiple seasons. Prior to this season, no team had placed a pair of non-seniors on the Preseason All-Atlantic 10 First or Second Teams since 2015, when Rhode Island juniors Hassan Martin and E.C. Matthews both landed on the First Team. (Dayton also has two non-seniors on the Preseason First or Second Teams this season.)

The Spiders landed sixth in the preseason poll, their highest preseason projection since 2016 (also sixth). Richmond received 248 points in the preseason poll, its most since the 2015 season, when the Spiders were also picked to finished sixth and received 262 points in preseason voting.

"THE BEST CLASS THAT RICHMOND'S EVER HAD"

Richmond was led by sophomores Jacob Gilyard, Grant Golden, and Nathan Cayo in 2018-19. Those three players, now juniors, have been joined by Nick Sherod, who received a medical redshirt last season following a torn ACL in November, and Blake Francis, a Wagner transfer who sat out last season, in Richmond's junior class.

Each of Richmond's five scholarship juniors has already proven that they have the ability to produce at an elite level, particularly on the offensive end. While Golden (17.2 PPG) and Gilyard (16.2 PPG) both earned All-Conference honors in 2018-19, Cayo registered the largest scoring increase in the A-10, averaging 12.9 PPG, up from 2.3 in his freshman season. In 2017-18, Sherod scored a team-high 17.6 PPG in conference play and Francis scored a team-high 17.3 PPG in his final season at Wagner.

Chris Mooney has said on more than one occasion that he feels the Golden-Gilyard-Cayo-Sherod-Francis class "will be the best class that Richmond's ever had."

RATE OF RETURN

Entering the season, 12 of the 15 Spiders, including Tomas Verbinkis, who ultimately transferred out of the program in December, were returnees from last season. Freshmen Tyler Burton and Gabe Arizin and sophomore transfer Connor Crabtree were the only newcomers on the roster.

Seniors Julius Johnson (3.4 PPG) and Keith Oddo (0.3 PPG) and graduate student Noah Yates (3.8 PPG) all graduated in the spring, although Oddo is playing at Louisville while this season while pursuing a graduate degree.

Richmond returned 90 percent of its scoring from last season -- the second-highest rate in the A-10 behind Davidson's 94 percent -- and much of its other production.

Richmond Entering This Season

	Returning	Departing
Points	90%	10%
Starts	94%	6%
Minutes	83%	17%
Rebounds	85%	15%
Assists	90%	10%
Steals	88%	12%
Blocks	85%	15%

* Scheduled to return all 14 players in 2020-21

NO SENIOR MOMENTS

2019-20 is Richmond's first season since 1999-00 without a senior on the team. Richmond is one of six D-I programs without a senior or grad transfer on its roster this season, joining CSU-Bakersfield, Mount St. Mary's, Santa Clara, Stony Brook, and USC-Upstate.

NATIONAL EXPOSURE

At least 10 of the Spiders 31 regular-season games this season will be broadcast on national television: four on NBC Sports Network, two on CBS Sports Network, one on the SEC Network, and three on the ESPN family of networks. Of the 16 game scheduled for the Robins Center this season, three will be broadcast nationally (Boston College, Charleston, and VCU) while 12 more will be shown on regional television on either MASN or the NBC Sports Washington networks.

VOICE OF THE SPIDERS

For the 37th straight season, Bob Black will handle play-by-play duties for Spider men's basketball broadcasts. Black, who also hosts a morning show on ESPN Richmond, the Spiders radio rights-holder, underwent surgery to remove a vocal polyp in June. Following the successful procedure, Black has said that he is "more fired up to get going than I have been in a long time." Black will be teamed with analyst Greg Beckwith, a member of the Richmond Athletics Hall of Fame who is still the program's career leader in assists and steals. Black and Beckwith will do all away games and national TV home games on ESPN Richmond radio. They will anchor the SpiderTV broadcast for all of Richmond's home games on regional TV. Those broadcasts will be produced and directed by Blake Ellett.

POLL POSITION

Richmond appeared in the Receiving Votes section of the AP Top 25 Poll on December 2nd, with two points. It was the first time the Spiders appeared anywhere in the AP Poll since the final poll of 2011, which was released in mid-March prior to the Spiders run to the Sweet 16. Richmond was also Receiving Votes in that poll (47 points). The Spiders stayed in the Receiving Votes section for three weeks before dropping out following their loss to Radford on December 22nd. Richmond also received one vote in the December 16 USA TODAY Coaches Poll.

THE LAST TIME

TEAM

Ranked in AP Top 25: AP No. 24 (2010 Final Poll)
 Defeated Top 10 Team: 11/27/10 | #8 Purdue, 65-54
 Defeated Top 10 Team, Home: 11/29/86 | #6 Ga. Tech, 67-62
 Defeated Top 10 Team, Away: 1/22/04 | #10 Kansas, 69-68
 Defeated Top 25 Team, Home: 2/25/15 | #22 VCU, 67-63
 Defeated Top 25 Team, Away: 1/31/15 | #14 VCU, 64-55
 Defeated Top 25 Team, Neutral: 11/27/15 | #14 Cal, 94-90
 Won By 50+: 12/3/79 | vs. Bluefield, 132-69 (63 pts)
 Scored 90+: 1/18/20 | at George Mason, 97-87
 Scored 100+: 11/8/19 | vs Saint Francis, 100-98 (OT)
 Allowed Less Than 50: 11/30/19 | vs Boston College, 64-44
 Allowed Less Than 40: 11/12/10 | vs. Southern, W 79-37
 Shot Over 60% FG: 1/18/20 | at George Mason, W 97-87 (67.3)
 Held Opp Under 35% FG: 1/22/20 | vs La Salle, W 75-57 (32.8)
 Allowed Fewer 10 pts, half: 11/23/10 | vs. Southern, W 81-40 (9)
 Made 15+ 3PT FG: 12/3/19 | at Hampton, W, 80-63 (15)
 Made 0 3PT FG: 1/25/16 | vs. Davidson, L 78-70 (0-15)
 Made 35+ FT: 2/6/93 | vs. UNCW, W 91-69 (36)
 50+ Rebounds: 11/17/03 | vs. MVSU, W 62-46 (53)
 25+ Assists: 2/28/18 | vs UMass, W 90-65 (27)
 15+ Blocks: 1/13/10 | vs. UMass, W 70-63 (17, SR)
 15+ Steals: 11/18/12 | at Minn, L 72-57 (15)
 3 or fewer turnovers: 12/1/18 | vs. Wake Forest, W 84-74 (3)

INDIVIDUAL

6+ players in double digit scoring: 3/18/15 | vs. SFBK, W, 84-74
 3 players, 20+ pts: 11/14/19 vs Vanderbilt |
 Jacob Gilyard (26), Blake Francis (24), Nathan Cayo (20)
 2 players, 25+ pts: 1/28/17 vs. Duquesne
 (T.J. Cline 34 ShawnDre' Jones 30)
 Scored 50+ pts: Bob McCurdy (53) vs. Appalachian St, 2/26/75
 Scored 40-49: Bob McCurdy (46) vs. West Virginia, 2/17/75
 Scored 35-39: T.J. Cline (36) vs. Dayton, 3/1/16
 Scored 30-34: Grant Golden (33) vs Wyoming, 11/21/18
 Scored 25-29: Jacob Gilyard (29) vs #7 Dayton, 1/25/20
 Made 6+ 3PT FG: Blake Francis (6) at Hampton, 12/3/19
 Made 15+ FT: Terry Allen (17) vs. Cal, 11/27/15
 Had 25+ Reb: George Grodzicki (25) vs. GW, 12/6/61
 Had 15+ Reb: De'Monte Buckingham (16) at Fordham, 1/3/18
 2 players w/ 10+ reb: Sherod (11), Golden (10) vs GMU, 2/3/18
 Had 15+ assists: Greg Beckwith (16) vs. Navy, 2/25/86
 Had 10+ assists: Jacob Gilyard (10) at Hampton, 12/3/19
 Had 5+ steals: Jacob Gilyard (6) vs South Alabama, 12/8/19
 Had 5+ blocks: Grant Golden (6) vs George Mason, 2/27/19
 2 players with double-double: Nick Sherod (32 pts, 11 reb)
 & Grant Golden (10 pts, 10 reb), vs GMU 2/3/18
 Triple-Double: T.J. Cline (19 pts 11 reb 12 assists) vs. SLU, 3/4/17

SPIDERS W-L WHEN ...

	OVERALL	ATLANTIC 10
Scores 60 or more	15-3	5-1
Scores 70 or more	11-2	4-1
Scores 80 or more	7-0	2-0
Scores under 60	0-2	0-1
Allows under 60	7-0	2-0
Allows under 70	11-0	4-0
Allows over 70	4-5	1-2
Decided by 5 or less	3-0	0-0
Leading/tied, 5 min left	14-0	5-0
Trailing, 5 min left	1-5	0-2
Leading/tied, half	13-2	5-1
Trailing, half	2-3	0-1
Higher FG pct	13-0	5-0
Lower FG pct	2-5	0-2
FG pct over 50	7-0	2-0
FG pct under 40	0-4	0-2
Outrebounded opponent	6-0	1-0
Outrebounded by opponent	9-5	4-2
Fewer/same turnovers	13-4	4-1
More turnovers	2-1	1-1
Fewer/same assists	1-5	1-2
More assists	14-0	4-0
Day (before 5p)	5-1	2-0
Night (5p or later)	10-4	3-2
White jersey	11-4	3-2
Blue jersey	1-1	1-0
Red jersey	3-0	1-0



THE BIG PICTURE

NET DEBUT

Richmond was 22nd in the initial 2019-20 NET Rankings, which were released on December 16th. The Spiders were third among A-10 teams behind Dayton (10) and Duquesne (20). 22nd remains the highest spot Richmond has reached in the NET Rankings this season.

WEIGHTY MATTERS

Redshirt junior Grant Golden will play the 2019-20 season close to 255 lbs, down about 20 lbs from his playing weight in 2018-19. Golden focused on cutting weight this offseason after he said he felt his legs were heavy at the ends of games last season.

On the other hand, sophomore Souleymane Koureissi has bulked up to 215 lbs this offseason. That's up 25 lbs from what he weighed when he came to Richmond in the summer of 2018.

WILD START

Richmond opened its season with a pair of wild games at the Robins Center, becoming the first team since Southern Miss in 2012-13 to start a season with two straight overtime wins.

Richmond trailed Saint Francis (PA) by 10 with 100 seconds remaining in regulation in its season opener on November 8 before a 12-2 run, keyed by a full-court press that led to three Red Flash turnovers in a 32-second span, tied the game at 90 and forced overtime. Richmond prevailed 100-98 in the extra period, the Spiders most points scored in a season opener since 1980.

In their next game, the Spiders were tied with Vanderbilt at 80 at the end of regulation. With 25 seconds left in OT, Jacob Gilyard tied the game with a reverse layup. With four seconds left, Gilyard intercepted a Vanderbilt pass and flipped the ball ahead to a streaking Andre Gustavson, who was fouled on his dunk attempt with 0.6 seconds left and went on to make the game-winning free throw in a 93-92 Spiders win.

Richmond was the first team to start a season with back-to-back wins by no more than two points since UNLV in 2014-15.

URBAN LEGENDS

Richmond competed in the Romand Legends Classic at the Barclays Center in Brooklyn, N.Y. during Thanksgiving Week. Richmond defeated Wisconsin 62-52 in the semifinals behind 16 first-half points from Blake Francis. It was Richmond's third straight win over a power-conference opponent dating back to last season.

In the championship game, the Spiders fell to #18 Auburn 79-65. Richmond led 35-34 at halftime but was unable to answer a 15-4 run by the Tigers to start the second half and finished the game 2-18 from three-point range.

After the game, Grant Golden and Jacob Gilyard were named to the Legends Classic All-Tournament Team.

IN A CLASS BY HIMSELF

While the Spiders are scheduled to return their entire roster in 2020-21, Richmond currently has two open scholarships. One of those spots will be filled by Isaiah Wilson next season, the only member of Richmond's Class of 2020 signing class. Wilson, a point guard from Pittsburgh, Pa., is a Top-200 national recruit who is rated as the fourth-best Class of 2020 recruit in Pennsylvania by 247sports.com as well as 31st best 2020 point guard in the nation.

FAMILY BUSINESS

Several Spiders have family members who participated in college athletics.

Jake Wojcik's father Dave was head coach at San Jose

State from 2013-17 and has 19 seasons of college coaching experience. He played collegiately at Loyola (Md.). Wojcik's uncle Doug is a former head coach of both Tulsa (2005-12) and College of Charleston (2012-14) and played at Navy, where he was an All-CAA performer and teammate of Basketball Hall-of-Famer David Robinson.

Junior Nick Sherod is the son of E.J. Sherod who played basketball at ODU. Nick's grandfather, Edmund, was a Hall-of-Famer at VCU before playing for the New York Knicks.

Jacob Gilyard's father Rodney is a member of Ottawa University's Athletics Hall of Fame and graduated as the school's all-time leader in assists and steals in 1992.

Freshman Tyler Burton's father Quinton played at Providence and helped the Friars to a pair of NCAA Tournament appearances in 1989 and 1990. He scored 11.1 PPG as a senior. When he was being recruited, his final two schools were Providence and Richmond.

Grant Golden's father played at Fairfield University and he had two grandfathers that played collegiate football. Grant's brother Bryce is a sophomore on Butler's team this season.

Sophomore Jordan Gaitley is the son of Stephanie Gaitley, currently the head coach of the women's basketball team at Fordham University and the head coach of Richmond's women's team from 1985-91, when she amassed a 116-63 record over six seasons at the Robins Center. Gaitley also has two older brothers who played collegiately. His oldest brother Dutch is currently an assistant coach for the Charlotte Hornets.

Freshman Gabe Arizin is the grandson of Basketball Hall-of-Famer Paul Arizin, a 10-time NBA All-Star who twice led the league in scoring. He attended Villanova and led the nation in scoring as a senior in 1950. His No. 11 jersey has been retired by the school. He was inducted into the College Basketball Hall of Fame in 2006. Gabe's father Mike played at William & Mary and La Salle. He earned All Southern-Conference honors following his freshman and sophomore seasons at W&M.

Junior Blake Francis' father Carl attended Virginia Union University and played linebacker for four seasons. He is currently the Director of Communications for the NFL Player's Association. Also in Francis' family:

- Brother Branden played football at Liberty from 2010-13
- Cousin Tyler Thornton played basketball at Duke from 2010-14
- Cousin Marques Hagans started at QB for Virginia from 2004-05 and played in 10 NFL games after being picked in the 2006 NFL Draft.

MVP OFFSEASON

Grant Golden spent multiple weeks at the end of July and the beginning of August working out in Houston with former NBA All-Star and current Houston Rockets Player Development Coach John Lucas.

While in Houston, Golden worked out with several current NBA players, including playing in multiple pickup games with NBA MVP James Harden.

BIG GAMES

20-POINT GAMES

NAME	CAREER	LAST
Grant Golden	24	25 (George Mason, 1/18/20)
Jacob Gilyard	18	29 (#7 Dayton, 1/25/20)
Blake Francis	16 (5 at UR)	23 (St. Joe's, 1/2/20)
Nick Sherod	12	21 (#7 Dayton, 1/25/20)
Nathan Cayo	6	20 (Vanderbilt, 11/14/19)
Jake Wojcik	2	22 (So Alabama, 12/29/18)

DOUBLE-FIGURE SCORING GAMES

NAME	CAREER	LAST
Grant Golden	68	15 (La Salle, 1/22/20)
Jacob Gilyard	64	29 (#7 Dayton, 1/25/20)
Blake Francis	53 (15 at UR)	14 (Saint Louis, 1/11/20)
Nick Sherod	51	21 (#7 Dayton, 1/25/20)
Nathan Cayo	30	15 (#7 Dayton, 1/25/20)
Jake Wojcik	10	11 (La Salle, 1/22/20)
Andre Gustavson	6	10 (Charleston, 12/14/19)
Tyler Burton	2	14 (La Salle, 1/22/20)
Souleymane Koureissi	2	10 (GW, 2/9/19)

DOUBLE-FIGURE REBOUNDING GAMES

NAME	CAREER	LAST
Grant Golden	15	11 (Alabama, 12/29/19)
Nick Sherod	2	11 (Mason, 2/3/18)
Nathan Cayo	1	11 (Rhode Island, 1/5/20)

DOUBLE-FIGURE ASSIST GAMES

NAME	CAREER	LAST
Jacob Gilyard	1	10 (Hampton, 12/3/19)
Andre Gustavson	1	10 (Georgetown, 11/28/18)

DOUBLE-DOUBLES

NAME	CAREER	LAST
Grant Golden	13	14 Pts 11 Reb (12/29/19)
Nick Sherod	2	32 Pts 11 Reb (2/3/18)
Nathan Cayo	1	19 Pts 11 Reb (1/5/20)
Jacob Gilyard	1	18 Pts 10 Ast (12/3/19)

SPIDERS IN OVERTIME

All-Time Record: 77-51
 2019-20 OT Record: 2-0
 Last OT Game: W vs Vanderbilt, 93-92, 11/14/19
 Last OT Win: W vs Vanderbilt, 93-92, 11/14/19
 Last OT Loss: L at Fordham, 69-65, 1/3/18
 Double OT Record: 10-10
 Last 2OT Game: W at GW, 98-90, 1/28/16
 Triple OT Record: 8-1
 Last 3OT Game: L, vs. Saint Louis, 85-72, 2/8/09
 Home OT Record: 46-18
 Last Home OT Game: W vs Vanderbilt, 93-92, 11/14/19
 Road OT Record: 22-30
 Last Road OT Game: W at Duquesne, 77-73, 1/24/18
 Neutral OT Record: 8-3
 Last Neutral OT Game: L vs. VCU, 87-77, 3/11/17

SPIDERS BY THE NUMBERS

- 9 NCAA Tournament Appearances
- 6 Conference Championships
- 8 NCAA Tournament Wins/2 Sweet Sixteens
- 1st 15-seed to beat a 2-seed (1991 vs Syracuse)
- Smallest school (3,227 undergraduate enrollment) to make NCAA Sweet 16 since Davidson in 2008
- 22 Professional Players under Chris Mooney
- 13 Wins over Top 25 since 2008



HOME OF THE SPIDERS

ROBINS CENTER

Built in 1972 through the generosity of the E. Claiborne Robins family, the Robins Center underwent a \$17 million renovation in 2013 that transformed it into the one of the premier college basketball arenas in the nation.

Last season, the Spiders averaged 5,730 fans per game, fifth in the Atlantic 10. In 2017-18, Richmond averaged 6,492 fans per game, its most since the 1992-93 season when capacity at the arena was over 9,000. Today, the arena has a capacity of 7,201.

The Robins Center complex houses the University's athletic squads and serves as the showplace for University of Richmond basketball. Renovations to the lower level of the building in 2018 resulted in the creation of the Blandford-Everett Student-Athlete Performance Center, which provides Richmond's student-athletes with the latest strength and conditioning equipment, access to a nutrition fueling center, and a state-of-the-art sports medicine facility.

In addition to sporting and recreational activities, the Robins Center annually serves as the site or Richmond's commencement exercises and also provides a forum for countless other educational and cultural events.

The eyes of the world were focused on the Robins Center in 1992, when one of that year's Presidential debates was held in the Center's main arena. In 2011, President Obama delivered an economic address to a capacity crowd.



Capacity	7,201
Season	48th
1st Game	12/3/1972 (L vs Maryland)
All-Time Record	455-220 (9-2 this season)
2018-19 Avg Attendance	5,730
Most Home Wins In A Season	16 (2014-15)

QUEALLY ATHLETICS CENTER


The Queally Athletics Center is the future home of Spiders basketball.

Sports medicine and nutritional facilities, along with an athletic training room with hydrotherapy, will ensure the health and well-being of student-athletes. Strength and conditioning areas, including a full-sized practice gym, coaches offices and team locker rooms will help athletes compete at maximum performance levels. A new Academic Support Center will be located in the renovated Millhiser Gymnasium to ensure that student-athletes have access to the resources they need to maintain progress toward their educational goals. A Spider Hall will engage fans and alumni in celebration of the proud tradition of University of Richmond athletics.

The facility is named for 1986 alumni Paul and Anne-Marie Queally, longtime supporters of the University of Richmond who contributed a \$7.5 million lead gift to launch the fundraising efforts for the new center, which is expected to open in the fall of 2020.

The site will also be home to Richmond's new student Well-Being Center, which will house all campus health care services in addition to providing facilities for wellness education and nutrition services.

- Practice gym with six permanent baskets
- Locker rooms and team rooms (men's and women's)
- Sports medicine facility with hydrotherapy room
- Strength & Conditioning area open to court
- Grand entry hall celebrating Richmond Athletics
- Opening fall 2020



UNIVERSITY OF RICHMOND FACTS

- Ranked 23rd among "Best Liberal Arts Colleges" (US News & World Report)

According to the Princeton Review:

- Ranked 6th for Best Athletic Facilities
- No. 5 "Best-Run" college in the country
- Ranked 5th for "Most Beautiful Campus"
- Ranked 7th for "Best Classroom Experience"
- Ranked 10th for "Quality of Life"

Robins Business School ranked 25th in nation (Poets & Quants)

8:1 faculty-staff ratio; two-thirds of classes have fewer than 20 students

University endowment valued at more than \$2.5 billion

Founded in 1830, sixth oldest school in Virginia



UNIVERSITY OF RICHMOND ALUMNI

- Kenny Atkinson** Brooklyn Nets Head Coach
- Bruce Allen** Former Washington Redskins President
- Sean Casey** Three-Time MLB All-Star
- Joe Douglas** New York Jets General Manager
- Tim Finchem** Former PGA TOUR Commissioner
- Douglas Freeman** Historian, 2-time Pulitzer Prize winner
- Tim Hightower** Former NFL Running Back
- Melanie Healey** Former Procter & Gamble President
- Brian Jordan** Former MLB & NFL Player
- Todd McShay** ESPN NFL Draft Analyst
- Leland Melvin** NASA Astronaut
- Johnny Newman** Former NBA Player (UR's all-time leading scorer)
- Lil Dicky** Rapper

SPIDERS PTS-REB-AST

Opponent	Date	Score		00 GILYARD,JA	1 FRANCIS,BL	2 KOUREISSI,	3 BURTON,TYL	4 CAYO,NATHA	5 SHEROD,NIC		
Saint Francis (PA)	11/08/19	100-98	Wot	24-1-8	14-4-1	0-1-0	4-4-2	9-3-1	27-8-1		
Vanderbilt	11/14/19	93-92	Wot	26-2-4	24-4-1	0-1-1	0-1-0	20-8-2	14-5-3		
CSUN	11/17/19	90-62	W	18-3-7	16-2-4	5-3-1	4-4-2	4-1-2	25-2-1		
McNeese	11/22/19	87-57	W	15-3-6	20-0-3	6-3-1	7-2-0	4-6-3	17-4-5		
vs Wisconsin	11/25/19	62-52	W	5-3-5	19-0-6	2-3-0	0-4-0	10-2-0	8-4-0		
vs Auburn	11/26/19	65-79	L	12-4-4	7-2-1	4-2-0	2-0-0	8-6-0	12-4-1		
Boston College	11/30/19	64-44	W	22-8-6	18-4-2	2-1-0	4-5-1	9-4-1	2-3-5		
at Hampton	12/03/19	80-63	W	18-4-10	29-2-6	0-3-0	2-3-1	DNP	16-9-2		
South Alabama	12/08/19	75-57	W	15-8-7	15-1-4	0-1-0	DNP	8-1-0	17-9-1		
Col. of Charleston	12/14/19	78-71	W	7-6-8	20-3-3	4-1-1	0-2-0	11-5-0	9-7-2		
at Old Dominion	12/18/19	62-59	W	6-3-4	18-4-3	0-1-0	0-4-0	8-2-0	7-5-2		
vs Radford	12/22/19	58-73	L	10-3-6	18-1-1	2-2-0	8-3-1	3-5-0	8-3-1		
at Alabama	12/29/19	78-90	L	21-2-4	14-2-1	2-0-0	2-5-1	3-5-0	5-3-2		
Saint Joseph's	01/02/20	84-52	W	13-4-3	23-3-0	3-2-0	4-2-0	4-1-1	9-5-2		
at Rhode Island	01/05/20	69-61	W	6-5-4	13-3-0	0-0-0	6-2-0	19-11-1	13-8-2		
Saint Louis	01/11/20	58-74	L	2-1-1	14-1-0	0-0-1	3-5-0	4-6-0	17-5-1		
at Davidson	01/14/20	70-64	W	16-5-7	DNP	2-1-0	0-3-0	10-6-1	18-6-1		
at George Mason	01/18/20	97-87	W	20-2-8	DNP	0-0-0	12-6-0	7-3-1	19-3-0		
La Salle	01/22/20	75-57	W	10-2-5	DNP	4-3-0	14-9-1	7-5-1	7-5-2		
Dayton	01/25/20	79-87	L	29-2-4	DNP	0-0-0	2-2-0	15-6-0	21-9-1		
Opponent	Date	Score		10 KULJU,SULL	11 WOJCICK,JAK	12 ARIZIN,GAB	15 GRACE,MATT	21 VERBINSKIS	22 GUSTAVSON,	31 GAITLEY,JO	33 GOLDEN,GRA
Saint Francis (PA)	11/08/19	100-98	Wot	DNP	7-0-1	DNP	0-2-1	DNP	0-0-2	DNP	15-8-5
Vanderbilt	11/14/19	93-92	Wot	DNP	0-1-2	DNP	DNP	DNP	3-2-1	DNP	6-7-2
CSUN	11/17/19	90-62	W	0-0-0	0-5-1	DNP	0-2-0	3-1-0	4-1-1	0-0-0	11-12-3
McNeese	11/22/19	87-57	W	0-0-1	0-2-0	DNP	0-1-1	6-1-0	2-6-0	0-0-0	10-6-2
vs Wisconsin	11/25/19	62-52	W	DNP	0-1-0	DNP	0-0-0	DNP	2-2-0	DNP	16-12-1
vs Auburn	11/26/19	65-79	L	DNP	2-1-0	DNP	0-0-0	DNP	4-5-0	DNP	14-6-1
Boston College	11/30/19	64-44	W	0-0-0	0-2-1	0-0-0	0-2-1	0-0-0	7-5-1	0-1-0	DNP
at Hampton	12/03/19	80-63	W	DNP	0-6-0	DNP	7-3-1	DNP	8-3-2	DNP	DNP
South Alabama	12/08/19	75-57	W	0-1-0	0-2-0	DNP	2-2-1	DNP	10-4-3	0-0-0	8-7-6
Col. of Charleston	12/14/19	78-71	W	DNP	0-0-2	DNP	0-1-0	DNP	10-1-0	DNP	17-7-3
at Old Dominion	12/18/19	62-59	W	DNP	0-0-0	DNP	0-1-0	DNP	4-1-1	DNP	19-7-4
vs Radford	12/22/19	58-73	L	DNP	0-0-0	DNP	0-1-1	DNP	0-1-0	DNP	9-7-1
at Alabama	12/29/19	78-90	L	DNP	17-5-0	DNP	0-0-0	DNP	0-0-0	DNP	14-11-3
Saint Joseph's	01/02/20	84-52	W	0-0-0	14-0-3	0-1-0	4-4-3	DNP	0-5-0	2-0-0	8-7-4
at Rhode Island	01/05/20	69-61	W	DNP	2-0-0	DNP	0-3-1	DNP	0-0-0	DNP	10-9-5
Saint Louis	01/11/20	58-74	L	DNP	0-1-0	DNP	0-1-0	DNP	8-3-0	DNP	10-5-3
at Davidson	01/14/20	70-64	W	DNP	7-2-1	DNP	0-1-1	DNP	8-2-1	DNP	9-2-4
at George Mason	01/18/20	97-87	W	DNP	6-2-0	DNP	0-0-2	DNP	8-1-1	DNP	25-4-0
La Salle	01/22/20	75-57	W	DNP	11-1-1	DNP	2-2-3	DNP	5-3-0	DNP	15-3-1
Dayton	01/25/20	79-87	L	DNP	5-2-1	DNP	0-1-0	DNP	0-3-2	DNP	7-6-7



SPIDERS TEAM GAME-BY-GAME

				Total		3-Pointers		Free throws		Rebounds											
Opponent	Date	Score		FG-FGA	PCT	3FG-FGA	PCT	FT-FTA	PCT	OFF	DEF	TOT	AVG	PF	A	T/O	BLK	STL	PTS	AVG	
Saint Francis (PA)	11/08/19	100-98	Wot	35-68	.515	13-29	.448	17-24	.708	7	26	33	33.0	18	22	9	6	8	100	100.0	
Vanderbilt	11/14/19	93-92	Wot	32-70	.457	9-28	.321	20-23	.870	9	24	33	33.0	15	16	11	1	11	93	96.5	
CSUN	11/17/19	90-62	W	34-62	.548	15-30	.500	7-9	.778	11	26	37	34.3	21	22	11	3	6	90	94.3	
McNeese	11/22/19	87-57	W	31-55	.564	16-28	.571	9-10	.900	9	26	35	34.5	16	22	17	5	10	87	92.5	
vs Wisconsin	11/25/19	62-52	W	26-56	.464	6-17	.353	4-6	.667	4	27	31	33.8	16	12	10	3	7	62	86.4	
vs Auburn	11/26/19	65-79	L	28-65	.431	2-18	.111	7-9	.778	12	22	34	33.8	21	7	12	2	5	65	82.8	
Boston College	11/30/19	64-44	W	25-58	.431	9-24	.375	5-5	1.000	4	32	36	34.1	13	18	13	2	11	64	80.1	
at Hampton	12/03/19	80-63	W	26-57	.456	15-29	.517	13-18	.722	11	22	33	34.0	14	22	7	1	6	80	80.1	
South Alabama	12/08/19	75-57	W	30-58	.517	11-25	.440	4-4	1.000	5	31	36	34.2	9	22	12	3	9	75	79.6	
Col. of Charleston	12/14/19	78-71	W	31-59	.525	9-25	.360	7-9	.778	8	26	34	34.2	9	19	10	3	7	78	79.4	
at Old Dominion	12/18/19	62-59	W	21-51	.412	5-19	.263	15-19	.789	5	26	31	33.9	17	14	12	3	8	62	77.8	
vs Radford	12/22/19	58-73	L	20-55	.364	7-24	.292	11-15	.733	6	23	29	33.5	19	11	10	1	6	58	76.2	
at Alabama	12/29/19	78-90	L	27-69	.391	6-24	.250	18-22	.818	13	23	36	33.7	18	11	10	2	9	78	76.3	
Saint Joseph's	01/02/20	84-52	W	31-65	.477	8-25	.320	14-14	1.000	6	28	34	33.7	9	16	8	3	9	84	76.9	
at Rhode Island	01/05/20	69-61	W	28-66	.424	8-19	.421	5-8	.625	8	33	41	34.2	14	13	9	2	7	69	76.3	
Saint Louis	01/11/20	58-74	L	23-58	.397	4-21	.190	8-9	.889	5	24	29	33.9	18	6	15	1	7	58	75.2	
at Davidson	01/14/20	70-64	W	23-51	.451	9-22	.409	15-16	.938	4	26	30	33.6	20	16	10	2	6	70	74.9	
at George Mason	01/18/20	97-87	W	33-49	.673	5-14	.357	26-33	.788	2	24	26	33.2	17	12	11	6	11	97	76.1	
La Salle	01/22/20	75-57	W	24-40	.600	5-16	.313	22-29	.759	2	34	36	33.4	21	14	20	3	8	75	76.1	
Dayton	01/25/20	79-87	L	27-69	.391	10-19	.526	15-20	.750	9	22	31	33.3	17	15	7	2	7	79	76.2	
Total		1524		555-1181	.470	172-456	.377	242-302	.801	140	525	665	33.3	322	310	224	54	158	1524	76.2	
Opponents		1379		487-1164	.418	142-473	.300	263-374	.703	212	522	734	36.7	298	221	278	64	119	1379	69.0	

Team Averages

Games Played	Points/game	FG Pct	3FG Pct	FT Pct	Rebounds/game	Assists/game	Turnovers/game	Assist/Turnover ratio	Steals/game	Blocks/game
20	76.2	47.0	37.7	80.1	33.3	15.5	11.2	1.4	7.9	2.7

SPIDERS OPPONENT GAME-BY-GAME

				Total		3-Pointers		Free throws		Rebounds											
Opponent	Date	Score		FG-FGA	PCT	3FG-FGA	PCT	FT-FTA	PCT	OFF	DEF	TOT	AVG	PF	A	TO	BLK	STL	PTS	AVG	
Saint Francis (PA)	11/08/2019	100-98	Wot	35-72	.486	14-28	.500	14-22	.636	15	29	44	44.0	19	12	11	2	5	98	98.0	
Vanderbilt	11/14/2019	93-92	Wot	33-66	.500	15-35	.429	11-16	.688	10	31	41	42.5	21	15	19	5	7	92	95.0	
CSUN	11/17/2019	90-62	W	20-55	.364	5-18	.278	17-21	.810	12	18	30	38.3	12	9	14	1	4	62	84.0	
McNeese	11/22/2019	87-57	W	21-55	.382	4-20	.200	11-14	.786	10	16	26	35.3	9	10	15	3	12	57	77.3	
vs Wisconsin	11/25/2019	62-52	W	17-50	.340	7-27	.259	11-14	.786	8	28	36	35.4	14	7	15	2	6	52	72.2	
vs Auburn	11/26/2019	65-79	L	26-60	.433	5-19	.263	22-31	.710	18	26	44	36.8	17	12	13	4	7	79	73.3	
Boston College	11/30/2019	64-44	W	16-55	.291	7-28	.250	5-11	.455	10	29	39	37.1	6	11	18	3	2	44	69.1	
at Hampton	12/03/2019	80-63	W	25-54	.463	5-19	.263	8-18	.444	11	21	32	36.5	15	12	9	3	3	63	68.4	
South Alabama	12/08/2019	75-57	W	20-59	.339	7-22	.318	10-15	.667	11	23	34	36.2	9	10	13	2	8	57	67.1	
Col. of Charleston	12/14/2019	78-71	W	27-61	.443	6-26	.231	11-14	.786	10	21	31	35.7	11	6	11	1	8	71	67.5	
at Old Dominion	12/18/2019	62-59	W	21-52	.404	5-22	.227	12-16	.750	6	28	34	35.5	14	9	14	3	7	59	66.7	
vs Radford	12/22/2019	58-73	L	23-50	.460	8-18	.444	19-23	.826	7	31	38	35.8	14	15	13	1	6	73	67.3	
at Alabama	12/29/2019	78-90	L	31-66	.470	12-30	.400	16-21	.762	17	32	49	36.8	19	14	15	6	4	90	69.0	
Saint Joseph's	01/02/2020	84-52	W	22-60	.367	6-30	.200	2-6	.333	10	28	38	36.9	18	9	21	4	4	52	67.8	
at Rhode Island	01/05/2020	69-61	W	23-66	.348	4-17	.235	11-17	.647	13	33	46	37.5	12	9	9	6	4	61	67.3	
Saint Louis	01/11/2020	58-74	L	28-55	.509	2-11	.182	16-23	.696	7	31	38	37.5	14	9	12	4	8	74	67.8	
at Davidson	01/14/2020	70-64	W	19-57	.333	8-33	.242	18-21	.857	13	23	36	37.4	13	13	12	3	3	64	67.5	
at George Mason	01/18/2020	97-87	W	32-59	.542	8-22	.364	15-21	.714	8	20	28	36.9	23	14	15	1	7	87	68.6	
La Salle	01/22/2020	75-57	W	19-58	.328	7-29	.241	12-21	.571	10	19	29	36.5	21	9	14	2	11	57	68.0	
Dayton	01/25/2020	79-87	L	29-54	.537	7-19	.368	22-29	.759	6	35	41	36.7	17	16	15	8	3	87	69.0	
Total		1379		487-1164	.418	142-473	.300	263-374	.703	212	522	734	36.7	298	221	278	64	119	1379	69.0	
Richmond		1524		555-1181	.470	172-456	.377	242-302	.801	140	525	665	33.3	322	310	224	54	158	1524	76.2	

Opponents Averages

Games Played	Points/game	FG Pct	3FG Pct	FT Pct	Rebounds/game	Assists/game	Turnovers/game	Assist/Turnover ratio	Steals/game	Blocks/game
20	69.0	41.8	30.0	70.3	36.7	11.1	13.9	0.8	6.0	3.2



SPIDERS SPECIALTY STATS

Opponent	T/O	2ndCh	Paint	FastB	Bench	Ties	Leads	WL	Score	Leads overcome
Saint Francis (PA)	16	8	38	13	11	3	3	W	100-98	trailed by 12 2nd-06:58
Vanderbilt	34	10	38	11	3	8	10	W	93-92	trailed by 7 1st-15:52
CSUN	22	11	30	11	16	0	0	W	90-62	
McNeese	24	12	30	14	21	2	1	W	87-57	trailed by 8 1st-16:57
Wisconsin	15	2	28	6	4	1	2	W	62-52	trailed by 2 2nd-09:56
Auburn	13	17	46	9	12	0	3	L	65-79	lost 6 1st-16:33
Boston College	21	4	28	12	11	2	4	W	64-44	trailed by 9 1st-04:40
Hampton	11	8	14	2	13	2	3	W	80-63	trailed by 8 1st-04:32
South Alabama	14	6	32	8	12	1	4	W	75-57	trailed by 5 1st-16:22
Col. of Charleston	13	14	38	13	14	0	2	W	78-71	trailed by 8 1st-15:49
Old Dominion	14	2	30	6	4	0	1	W	62-59	trailed by 1 1st-18:47
Radford	9	5	22	4	10	2	0	L	58-73	lost 2 1st-19:40
Alabama	18	9	34	2	21	0	2	L	78-90	lost 5 1st-17:50
Saint Joseph's	27	5	44	9	27	0	1	W	84-52	trailed by 1 1st-08:38
Rhode Island	7	11	38	6	8	1	3	W	69-61	trailed by 7 1st-14:25
Saint Louis	9	2	26	1	11	4	2	L	58-74	lost 6 2nd-14:55
Davidson	11	0	24	10	9	3	3	W	70-64	trailed by 2 1st-15:05
George Mason	16	2	46	26	18	2	1	W	97-87	trailed by 10 1st-12:04
La Salle	15	2	34	6	31	0	0	W	75-57	
Dayton	19	8	30	9	7	0	2	L	79-87	lost 4 1st-06:57
Totals	328	138	650	178	263	31	47			
Average/Game	16.4	6.9	32.5	8.9	13.2	1.6	2.4			
Opponent	218	228	614	193	353	34	41			
Average/Game	10.9	11.4	30.7	9.7	17.6	1.7	2.0			

SPIDER BITES

INTERNATIONALLY KNOWN

Nick Sherod and Souleymane Koureissi have taken educational immersion trips to South Africa and Grant Golden has studied in Cuba since the end of the 2017-18 season. But when given a chance to take a roundtrip flight to anywhere on the globe, some Spiders opted for less academic journeys. Blake Francis would like to visit Santorini, Greece. Jacob Gilyard is ready for a return trip to the Cayman Islands, where the Spiders played in 2017. Jordan Gaitley chose Wakanda, the fictional country from Marvel's movie Black Panther.

MAKING THE TOUGH CHOICES

When it comes to comics, the Spiders are more than twice as likely to prefer Marvel to DC Comics (53 percent to 20 percent, with 27 percent choosing 'neither'). Made to weigh in on other hot-button issues, the Richmond roster chose ketchup (67 percent) as its top condiment, easily outdistancing barbeque sauce (20 percent), and picked LeBron James (58 percent) over Michael Jordan (25 percent) - with Giannis Antetokounmpo and Jimmy Butler each getting one write-in vote. Befitting basketball players, the Spiders would prefer to have the ability to fly (67 percent) over the ability to be invisible (33 percent).

COLOR WHEEL

Perhaps no issues splits the Spiders as much as uniform color. 40 percent of Richmond's roster prefers the Spiders red jersey, 40 percent like the blue jersey best, and 20 percent chose the white jersey.

DUSTY IN HERE

While some Spiders claim to have never cried at a movie, a 2018 film led to damp eyes for at least four players. Grant Golden, Matt Grace, Nick Sherod, and Jordan Gaitley all said that the last movie they cried at is Lady Gaga's A Star is Born.

THE PLACES YOU'LL GO

A third of the Spiders roster (Grace, Sullivan Kulju, Tyler Burton, Gabe Arizin, Connor Crabtree) says their favorite television show as a kid was Spongebob Squarepants. Blake Francis chose Drake & Josh, but says his favorite book ever is still a children's book: The Dr. Seuss Collection.

FACE YOUR FEARS

Tyler Burton and Connor Crabtree were both heavily recruited before signing with Richmond this offseason. The duo decided to come to Richmond despite both admitting that the thing they are most afraid of is spiders.



Richmond mascot WebstUR



SPIDERS INDIVIDUAL GAME HIGHS

POINTS	29		Jacob Gilyard - Dayton (01/25/20)
	29		Blake Francis - at Hampton (12/03/19)
	27		Nick Sherod - Saint Francis (PA) (11/08/19)
	26		Jacob Gilyard - Vanderbilt (11/14/19)
	25		Grant Golden - at George Mason (01/18/20)
	25		Nick Sherod - CSUN (11/17/19)
FIELD GOALS MADE	10		Grant Golden - at George Mason (01/18/20)
	9		Jacob Gilyard - Dayton (01/25/20)
	9		Blake Francis - at Hampton (12/03/19)
	9		Jacob Gilyard - Boston College (11/30/19)
	9		Nick Sherod - CSUN (11/17/19)
	9		Blake Francis - Vanderbilt (11/14/19)
FIELD GOAL ATTEMPTS	9		Nick Sherod - Saint Francis (PA) (11/08/19)
	19		Blake Francis - at Alabama (12/29/19)
	18		Nick Sherod - Dayton (01/25/20)
	18		Blake Francis - at Hampton (12/03/19)
FIELD GOAL PERCENTAGE (min 5 made)	18		Blake Francis - vs Wisconsin (11/25/19)
	1.000	(6-6)	Grant Golden - La Salle (01/22/20)
3 PT FG MADE	1.000	(5-5)	Jake Wojcik - at Alabama (12/29/19)
	7		Nick Sherod - CSUN (11/17/19)
	6		Blake Francis - at Hampton (12/03/19)
3 PT FG ATTEMPTS	6		Nick Sherod - Saint Francis (PA) (11/08/19)
	12		Nick Sherod - Saint Francis (PA) (11/08/19)
3 PT FG PERCENTAGE (min 2 made)	10		Nick Sherod - at Davidson (01/14/20)
	1.000	(4-4)	Jake Wojcik - at Alabama (12/29/19)
	1.000	(2-2)	Tyler Burton - at Rhode Island (01/05/20)
	1.000	(2-2)	Matt Grace - at Hampton (12/03/19)
	1.000	(2-2)	Tomas Verbinskis - McNeese (11/22/19)
FREE THROWS MADE	1.000	(2-2)	Jake Wojcik - Saint Francis (PA) (11/08/19)
	10		Jacob Gilyard - at Alabama (12/29/19)
	8		Jacob Gilyard - at George Mason (01/18/20)
	8		Nathan Cayo - Vanderbilt (11/14/19)
FREE THROW ATTEMPTS	8		Jacob Gilyard - Saint Francis (PA) (11/08/19)
	11		Jacob Gilyard - at Alabama (12/29/19)
FREE THROW PERCENTAGE (min 3 made)	11		Jacob Gilyard - Saint Francis (PA) (11/08/19)
	1.000	(8-8)	Jacob Gilyard - at George Mason (01/18/20)
	1.000	(6-6)	Jake Wojcik - at George Mason (01/18/20)
	1.000	(6-6)	Jacob Gilyard - Vanderbilt (11/14/19)
	1.000	(5-5)	Nathan Cayo - Dayton (01/25/20)
	1.000	(5-5)	Blake Francis - Saint Joseph's (01/02/20)
	1.000	(5-5)	Blake Francis - at Hampton (12/03/19)
	1.000	(5-5)	Blake Francis - McNeese (11/22/19)
	1.000	(4-4)	Souleymane Koureissi - La Salle (01/22/20)
	1.000	(4-4)	Andre Gustavson - at Davidson (01/14/20)
	1.000	(4-4)	Jacob Gilyard - at Davidson (01/14/20)
	1.000	(4-4)	Blake Francis - at Alabama (12/29/19)
	1.000	(4-4)	Nathan Cayo - at Old Dominion (12/18/19)
	1.000	(4-4)	Andre Gustavson - at Old Dominion (12/18/19)
	1.000	(4-4)	Blake Francis - Col. of Charleston (12/14/19)
	1.000	(4-4)	Blake Francis - South Alabama (12/08/19)
	1.000	(4-4)	Nathan Cayo - vs Auburn (11/26/19)
	1.000	(3-3)	Nick Sherod - Saint Louis (01/11/20)
	1.000	(3-3)	Jake Wojcik - Saint Joseph's (01/02/20)
ASSISTS	10		Jacob Gilyard - at Hampton (12/03/19)
	8		Jacob Gilyard - at George Mason (01/18/20)
	8		Jacob Gilyard - Col. of Charleston (12/14/19)
	8		Jacob Gilyard - Saint Francis (PA) (11/08/19)
STEALS	7		Jacob Gilyard - Vanderbilt (11/14/19)
	6		Jacob Gilyard - South Alabama (12/08/19)
BLOCKED SHOTS	3		Tyler Burton - Saint Francis (PA) (11/08/19)
	2		Grant Golden - at George Mason (01/18/20)
	2		Nathan Cayo - Saint Joseph's (01/02/20)
	2		Andre Gustavson - South Alabama (12/08/19)
	2		Souleymane Koureissi - Boston College (11/30/19)
	2		Nathan Cayo - McNeese (11/22/19)
	2		Souleymane Koureissi - CSUN (11/17/19)
	2		Grant Golden - Saint Francis (PA) (11/08/19)
TURNOVERS	5		Blake Francis - Saint Louis (01/11/20)
	5		Jacob Gilyard - Saint Louis (01/11/20)
	5		Nathan Cayo - South Alabama (12/08/19)
	5		Tyler Burton - McNeese (11/22/19)





CHRIS MOONEY

HEAD COACH

15th SEASON

PRINCETON, 1994

Chris Mooney is the winningest coach in Richmond basketball's storied history, a distinction he earned with a win over Wake Forest on December 1, 2018 for his record-setting 240th victory on the Spiders sidelines. Now in his 15th season with the Spiders, Mooney has led Richmond to a pair of NCAA Tournaments and a pair of NIT Quarterfinals.

Hired by Richmond prior to the 2005-06 season, Mooney is the second longest-tenured coach in the Atlantic 10, trailing only Bob McKillop (Davidson). Mooney entered 2019-20 fifth all-time in conference history in both A-10 wins by a head coach (124) and overall wins by an A-10 head coach (250).

Mooney has led the Spiders to seven total postseason appearances - all in the last 12 seasons. Under Mooney, the Spiders made trips to the NCAA tournament in 2010 and 2011 and trips to the NIT Quarterfinals in 2015 and 2017. In the spring of 2011, Mooney's Spiders made national headlines en route to the NCAA Sweet 16, knocking off five-seed Vanderbilt and Morehead State in the process. Richmond finished both the 2010 and 2011 seasons ranked in the top 25.

Mooney has earned many honors during his Spiders career. He was tabbed the Sporting News Atlantic 10 Coach of the Year in 2010, while also being selected as a finalist for the Jim Phelan National Coach of the Year Award. That same year, he won Richmond's Voice of the University Award, given to a faculty or staff member for being a voice that represents the University of Richmond in a positive manner to the wider community. Later in 2010, Richmond Style Weekly tabbed him for the 40 Under 40 list, spotlighting UR's community involvement with the homeless, Special Olympics, Arthritis Foundation, Friends of Jaclyn Foundation and the ASK Foundation for Childhood Cancer Research.

22 of Mooney's former players have gone on to play professionally in either the NBA, the G League, or overseas, including at least one from 12 of the last 14 graduating classes.

In 2018-19, the Spiders became the first team in four years to place a pair of sophomores on the Atlantic 10's All-Conference teams, as Jacob Gilyard earned Second Team honors and Grant Golden was named to the Third Team. Gilyard and Golden were forced into bigger roles after junior Nick Sherod, the Spiders most experienced starter, suffered a season-ending knee injury in late November. With Sherod out, the Spiders were one of the 25 youngest teams in Division I, relying on freshmen and sophomores for 87 percent of their points. The Spiders youth often showed up at the end of games, as Richmond lost seven games despite leading with five minutes left in regulation. The Spiders finished 13-20, and held a lead of eight or more points in half of their losses.

In 2017-18, Mooney oversaw the development of one of the nation's youngest teams, starting a junior, two sophomores, and two freshmen. Facing one of the 25 most difficult out-of-conference schedules in Division I, the Spiders entered A-10 play with a 2-10 record. But Richmond exceeded expectations in the league, finishing tied for fifth with a 9-9 record that included a pair of wins against crosstown rival VCU and a 2-0 mark against eventual league champion Davidson.

In 2016-17, the Spiders swept the two major Atlantic 10 awards, with senior T.J. Cline winning A-10 Player of the Year and freshman De'Monte Buckingham earning Rookie of the Year honors. UR rebounded from a 6-6 start to finish third in A-10 play and earn an NIT bid where the Spiders won games at Alabama and home vs Oakland.

In 2014-15, Richmond finished the regular season on a six-game winning streak, and was one of the "Last Four Out" of the NCAA Tournament at-large field, thereby securing the No. 1 seed and home-court advantage in the NIT, where they would reach the tournament's quarterfinals.

2009-10 and 2010-11 are remembered as two of the top seasons in Mooney's coaching career and in Spider basketball history. In the spring of 2010, Richmond earned its first NCAA at-large bid since 2004, garnering a seven seed before falling in the first round of the tournament. Mooney was named the 2010 Sporting News Atlantic 10 Coach of the Year, and was a finalist for the 2010 Jim Phelan National Coach of the Year award. The Spiders finished the season ranked no. 24 in the final top-25 rankings.

In 2011, Richmond defeated Dayton in the A-10 championship game to earn Mooney's first conference championship, the Spiders first and only league title since Richmond joined the Atlantic 10 in 2001.

The 2010-11 Spiders would go on to the second Sweet 16 in program history by downing Vanderbilt and Morehead State in the NCAA Denver Subregional. The Spiders run came to an end at the hands of Kansas in San Antonio. Richmond finished 29-8, set a school record for wins, and finished no. 21 in the coaches poll.

Mooney previously coached at Air Force for five seasons: three as an assistant, one as an associate head coach and his final season as head coach. In 2004-05, Mooney led the Falcons to an 18-12 record and votes in the national polls. His 18 victories were the most by a first-year head coach at Air Force.

Mooney began coaching at the high school level, taking a job at Lansdale Catholic High School in Lansdale, Pa., in 1994. His first college coaching experience came at Division III Beaver College, now known as Arcadia University. He spent two seasons there from 1998-2000. While at Beaver College, Mooney only coached part-time, spending much of his time as an event coordinator. He helped plan weddings and events while also serving as the team manager.

Mooney is married to the former Lia Chomat, a Princeton graduate who also has a doctorate in psychology from Penn. The couple has two sons, Danny and Ryan.

MOONEY FILE

COACHING HONORS

2010 Sporting News Atlantic 10 Coach of the Year
2010 Jim Phelan National Coach of the Year Finalist

POSTSEASON ACCOMPLISHMENTS

2017 NIT Quarterfinals
2015 NIT Quarterfinals
2013 CBI Quarterfinals
2011 NCAA Sweet 16
2011 Atlantic 10 Tournament Champions
2010 NCAA First Round
2009 CBI Semifinals
2008 CBI First Round

AS A HEAD COACH

YEAR	SCHOOL	RECORD	CONF.	FINISH
2019-20	Richmond	15-5	5-2	--
2018-19	Richmond	13-20	6-12	t-10th
2017-18	Richmond	12-20	9-9	t-5th
2016-17	Richmond	22-13	13-5	t-3rd
2015-16	Richmond	16-16	7-11	9th
2014-15	Richmond	21-14	12-4	4th
2013-14	Richmond	19-14	8-8	7th
2012-13	Richmond	19-15	8-8	t-8th
2011-12	Richmond	16-16	7-9	t-9th
2010-11	Richmond	29-8	13-3	3rd
2009-10	Richmond	26-9	13-3	3rd
2008-09	Richmond	20-16	9-7	t-5th
2007-08	Richmond	16-15	9-7	t-4th
2006-07	Richmond	8-22	4-12	t-12th
2005-06	Richmond	13-17	6-10	t-11th
2004-05	Air Force	18-12	9-5	3rd
1999-00	Arcadia (D3)	16-10	12-4	2nd
1998-99	Arcadia (D3)	8-17	7-9	6th

Richmond (2005-pres.)	265-220 (.546)	129-112 (.535)
Air Force (2004-05)	18-12 (.600)	9-5 (.643)
Career Record (D-I only)	283-232 (.549)	138-117 (.541)

Head Coach, Richmond, 2005-present
Head Coach, Air Force, 2004-05
Associate Head Coach, Air Force, 2003-04
Assistant Coach, Air Force, 2000-03
Head Coach, Arcadia University (Div III), 1997-00

AS A PLAYER

A 1994 graduate with a B.A. in English, Mooney led Princeton to the NCAA Tournament twice following a pair of conference titles. The four-year letterwinner amassed 1,071 points, which ranks 25th on Princeton's all-time scoring list, and started all 107 games in his career.





#0 JACOB GILYARD G | JR | 5'9" | 160 KANSAS CITY, MO THE BARSTOW SCHOOL

CAREER HIGHS

Statistic	Value	
Points	31	vs IUPUI 11/16/18
Rebounds	8	4 times
Assists	10	at Hampton 12/03/19
Steals	7	vs Oral Roberts 12/15/18, vs High Point 12/22/18, vs Vanderbilt 11/14/19
Blocks	1	5 times
FG Made	12	vs IUPUI 11/16/18
FG Attempts	17	vs Oral Roberts 12/15/18, at Dayton 01/06/19, vs Dayton 01/25/20
3FG Made	8	at Dayton 01/06/19
3FG Attempts	16	at Dayton 01/06/19
FT Made	10	at Alabama 12/29/19
FT Attempts	11	vs Saint Francis (PA) 11/08/19, at Alabama 12/29/19

CAREER STATS

SEASON	TEAM	GP-GS	MIN	AVG	Field Goals		3-Point		F-Throws		Rebounds				Scoring						
					FG-FGA	FG%	3FG-FGA	3FG%	FT-FTA	FT%	OFF	DEF	TOT	AVG	PF-FO	AST	TO	BLK	STL	PTS	AVG
2017-18	UR	32-32	1166	36.4	126-279	.452	58-151	.384	56-67	.836	15	54	69	2.2	56-0	130	54	1	89	366	11.4
2018-19	UR	31-31	1156	37.3	177-375	.472	74-204	.363	74-96	.771	20	70	90	2.9	52-0	160	75	1	88	502	16.2
2019-20	UR	20-20	734	36.7	98-198	.495	41-103	.398	58-67	.866	7	64	71	3.6	35-0	111	39	3	65	295	14.8
TOTAL		83-83	3057	36.8	401-852	.471	173-458	.378	188-230	.817	42	188	230	2.8	143-0	401	168	5	242	1163	14.0

JUNIOR (2019-20)

GAME-BY-GAME

1/25 vs #7 Dayton - Scored a game-high 29 points to go with 4 assists and 3 steals ... Brought sellout crowd to its feet with back-to-back three-pointers to give Richmond a 28-24 lead in 1st half ... Blocked Dayton's Obi Toppin from behind in 2nd half and made layup on other end ... Most points by Spider vs top-15 opponent in last 20 years ... **1/22** - One of 15 players in D-I named to the 2020 Midseason Team for the Naismith Defensive Player of the Year, presented by the Atlanta Tipoff Club ... **1/22 vs La Salle** - Recorded a team-high 5 assists to give him 397 career assists and move him past Carlos Cueto (396) for fifth most in school history ... **1/18 at George Mason** - Recorded a game-high 8 of Richmond's 12 assists ... Made all 8 of his free-throw attempts, including 6 in final minutes to ice the game ... Added 20 points ... **1/14 at Davidson** - Played all 40 minutes and led Richmond in assists (7) and steals (3) while scoring 16 points ... **1.11 vs Saint Louis** - Broke a tie with Greg Beckwith for the most steals in school history when he broke up a pass at midcourt with 17:18 to play in the 2nd half ... **1/5 at Rhode Island** - Limited to 10 minutes in 1st half with foul trouble ... 6 points, 4 rebounds, 3 assists, 1 steal in 2nd half ... Tied Greg Beckwith for most steals in Richmond history (227) when he intercepted a pass with 18:38 remaining in the 2nd half ... **12/29 at Alabama** - Led Richmond with 21 points, 4 assists, and 3 steals ... 16th 20-point game at Richmond ... Tied Tony Dobbins for second on UR's career steals list (223) ... Made a career-high v10 free throws on 11 attempts (tied career high) ... **12/18 at Old Dominion** - Registered a game-high four steals and passed Kevin Anderson (217) for third on Richmond's career steals list ... Drew two defenders and dished to Grant Golden at top of key for game-winning three-pointer with 2.0 seconds left ... **12/9** - Named A-10 Co-Player of the Week (along with Duquesne's Michael Hughes) after registering 16.5 PPG, 8.5 APG, and 5.0 SPG with no turnovers and shooting 67% from the field in a pair of wins ... His third career A-10 Player of the Week Award and second of the season ... Joined Dayton's Obi Toppin as the only players with multiple A-10 Player of the Week Awards this season ... He was also named the College Sports Madness A-10 Player of the Week ... **12/8 vs South Alabama** - Scored all of his 15 points after halftime ... Tied a career high with 8 rebounds ... Added 6 steals and 7 assists while finishing without a turnover for the second straight game ... **12/3 at Hampton** - Scored his 1,000th career point on a free throw at the 2:54 mark of the first half ... Became 48th player to score 1,000 career points at Richmond ... Finished with a career-high 10 assists and 0 turnovers, becoming the third Spiders with 10+ assists and no turnover in a game in the last 10 seasons (T.J. Cline - 2017, Trey Davis - 2016) ... **11/30 vs Boston College** - Led Richmond in points (22), rebounds (8), assists (6), and steals (5) ... Scored 16 points after halftime, 2 fewer than Boston College (18) ... Scored 13 points during 23-2 Spiders run in 2nd half that decided game **11/26 vs Auburn** - Led Richmond in assists (4) and steals (3) ... Named to the Legends Classic All-Tournament Team (8.5 PPG, 4.5 APG, 3.5 RPG, 2.0 Steals PG in 2 games) ... **11/25 vs Wisconsin** - Scored all five of his points and had a steal in game's final 3 minutes to seal win ... **11/18** - Named A-10 Co-Player of the Week (along with VCU's Marcus Santos-Silva) after registering 22.0 PPG, 5.5 APG, 4.0 SPG and shooting 65% from the field in a pair of wins ... His second career A-10 Player of the Week Award after also winning the Award on Feb. 11, 2019 ... He was also named the College Sports Madness A-10 Player of the Week ... **11/17 vs CSUN** - Scored 18 points and added 7 assists despite playing just 26 minutes, the second-fewest of his career at the time ... **11/14 vs Vanderbilt** - Recorded 7 steals, 1 shy of the school record ... 22 of his team-high 26 points came in 2nd half/OT ... Tied game with 25 seconds left in OT on a drive and reverse layup ... Final steal came with 4 seconds left in OT when he intercepted a Vanderbilt pass and flipped the ball ahead to Andre Gustavson, who was fouled just before the buzzer and went on to make the game-winning free throw ... Passed John Davis for 4th on Richmond's career steals list, finishing game with 190 ... **11/8 vs Saint Francis** - Recorded team-high 8 Ast, 5 steals to go with 24 points ... second A-10 player in last 5 years with 24 Pts, 8 Ast, 5 steals in game (Jaylen Adams (SBU) - 12/9/17 ... Intercepted a pass and was fouled with 27 seconds remaining, made two ensuing free throws to force OT

PRESEASON

- Named First Team Preseason All-Atlantic 10 and Preseason All-Atlantic 10 Defensive Team in October ... Fifth Spider to earn First Team Preseason All-A-10 honors under Chris Mooney, joining Kevin Anderson (2009, 10), Kendall Anthony (2014), T.J. Cline (2016), and Grant Golden (2018) ... Second Spider to be named to Preseason All-Defense Team twice under Chris Mooney, joining Alonzo Nelson-Ododa (2013-14)

SOPHOMORE (2018-19)

- Selected Second Team All-Conference and named to All-Defense Team by Atlantic 10 ... First Spider to make All-Defense team since Darrius Garrett in 2012 and second Spiders sophomore to ever make First Team or Second Team All-Atlantic 10 (Kevin Anderson - 2009)
- Named Second Team All-District 4 (Atlantic 10) by National Association of Basketball Coaches (NABC) and A-10 Player of the Year by Hoops HD
- Has totaled 868 points, 290 assists, and 177 steals in two seasons ... Since 1992, the only other D-I players to reach those totals by the end of their sophomores seasons are Jason Kidd and Allen Iverson
- Owns Richmond records for assists (290), steals (177), and three-pointers (132) by a player in his first two seasons ... 868 points are fifth-most ever by Spider in his first two seasons
- Scored 17.9 points per game during conference play, best in the A-10 ... Over full season, averaged 16.2 points per game, fifth best in the conference
- Led A-10 and ranked seventh in D-I with 2.84 steals per game ... 88 steals were second most in a season in school history, trailing only his 89 in 2017-18
- Ranked fourth in A-10 in assists per game (5.2) and second in A-10 in assist-to-turnover ratio (2.13) ... 160 assists were fifth most in a season in school history
- Ranked third in A-10 in minutes per game (37.3), the most by a Spider since 2002 (Scott Ungerer - 38.4) ... Played 40 minutes in 12 games
- Made a team-high 74 three-point field goals, third most in the A-10 and tied for 12th most in a season in school history ... Tied school record with eight three-pointers at Dayton on January 6
- Recorded third-highest FG pct (47.2) among D-I players under six feet (among qualifiers)

Most Career Steals, Richmond History

Name	Steals	Games
1. Jacob Gilyard	242	83
1. Greg Beckwith	227	116
3. Tony Dobbins	223	97

Most Career Assists, Richmond History

Name	Assists	Games
1. Greg Beckwith	573	116
2. Scott Ungerer	479	120
3. Ken Atkinson	464	125
4. Kevin Anderson	410	139
5. Jacob Gilyard	401	83





#0 JACOB GILYARD (CONTINUED)

FRESHMAN (2017-18)

- Set Spiders single-season record with 89 steals, breaking mark held by Tony Dobbins (85 in 2003-04) ... Recorded most steals by D-I freshman since Marcus Smart in 2012-13 ... Averaged 2.78 steals per game, sixth most in D-I
- Played team-high 36.5 minutes per game, third most among D-I freshmen and sixth most for any player in the A-10 ... 1,167 minutes played were most by freshman in Spiders history
- Set Spiders record for assists by a freshman, finishing with 130 assists to break the mark held by Ken Atkinson (115) since 1986-87 ... 130 assists were ninth-most in a season in Spiders history ... Averaged 4.1 assists per game, 18th most by D-I freshman, second most by A-10 freshman, and 10th most of any A-10 player
- 2.41 assist-to-turnover ratio ranked fifth among D-I freshmen and third most of any A-10 player (minimum three assists per game)
- Averaged 11.4 points per game, fourth-most by a true freshman for Richmond in last 20 years and most by a Spiders true freshman since Kendall Anthony in 2011-12 (13.0) ... ranked seventh among A-10 freshmen in scoring ... 366 total points were tied for sixth most by a freshman in Spiders history
- Made 83.6 percent of his free throws (56-67), best on the team and the 10th-best single-season rate in Spiders history (minimum 50 attempts)

HIGH SCHOOL

- Advanced to state title game in three of his four seasons, winning Barstow's first state title since 1995 as a sophomore in 2015
- Missouri Class 3 All-State selection after sophomore, junior, and senior seasons ... named Missouri Class 3 Player of the Year in 2017
- Averaged 33.2 points and 7.0 assists per game as senior ... won DiRenna Award, given to the top high school basketball player in the Kansas City area
- Set Barstow single-game school scoring record with 50 points vs Washington on Dec. 5, 2016
- Played for Billy Thomas, who appeared in 53 NBA games over three seasons and was a third-team All-Big 12 selection following his senior season at Kansas in 1998

PERSONAL

- Son of Rodney and Tanya
- Father Rodney graduated from Ottawa University (Kan.) in 1992 as school's career leaders in assists and steals ... inducted into Ottawa's Athletics Hall of Fame in 2015
- Has two older siblings (Chris and Marleigh) and one younger sibling (Roman)
- Born on July 14, 1998

GAMELOGS

Opponent	Date	GS	MIN	Total		3-Pointers		Free throws		Rebounds				PF	A	T/O	BLK	STL	PTS	AVG
				FG-FGA	PCT	3FG-3FGA	PCT	FT-FTA	PCT	OFF	DEF	TOT	AVG							
Saint Francis (PA)	11/08/19	*	42:40	7-11	.636	2-6	.333	8-11	.727	0	1	1	1.0	1	8	1	0	5	24	24.0
Vanderbilt	11/14/19	*	40:01	8-14	.571	4-7	.571	6-6	1.000	0	2	2	1.5	1	4	4	0	7	26	25.0
CSUN	11/17/19	*	26:14	7-9	.778	4-6	.667	0-0	.000	0	3	3	2.0	2	7	1	0	1	18	22.7
McNeese	11/22/19	*	30:12	5-7	.714	4-5	.800	1-2	.500	0	3	3	2.3	3	6	2	0	3	15	20.8
vs Wisconsin	11/25/19	*	38:05	1-5	.200	1-3	.333	2-2	1.000	0	3	3	2.4	1	5	3	0	1	5	17.6
vs Auburn	11/26/19	*	36:10	6-12	.500	0-2	.000	0-0	.000	0	4	4	2.7	2	4	1	0	3	12	16.7
Boston College	11/30/19	*	36:05	9-16	.563	4-8	.500	0-0	.000	0	8	8	3.4	1	6	2	0	5	22	17.4
at Hampton	12/03/19	*	38:00	6-10	.600	4-7	.571	2-3	.667	1	3	4	3.5	2	10	0	0	4	18	17.5
South Alabama	12/08/19	*	36:51	6-8	.750	3-5	.600	0-0	.000	1	7	8	4.0	0	7	0	1	6	15	17.2
Col. of Charleston	12/14/19	*	38:41	2-6	.333	1-5	.200	2-2	1.000	1	5	6	4.2	2	8	4	0	3	7	16.2
at Old Dominion	12/18/19	*	40:00	2-8	.250	0-3	.000	2-2	1.000	0	3	3	4.1	1	4	0	1	4	6	15.3
vs Radford	12/22/19	*	38:48	3-10	.300	2-6	.333	2-2	1.000	1	2	3	4.0	3	6	4	0	1	10	14.8
at Alabama	12/29/19	*	38:45	5-10	.500	1-3	.333	10-11	.909	1	1	2	3.8	1	4	1	0	3	21	15.3
Saint Joseph's	01/02/20	*	29:45	6-13	.462	1-6	.167	0-0	.000	1	3	4	3.9	1	3	1	0	2	13	15.1
at Rhode Island	01/05/20	*	29:32	3-9	.333	0-3	.000	0-0	.000	1	4	5	3.9	2	4	0	0	2	6	14.5
Saint Louis	01/11/20	*	38:21	1-7	.143	0-5	.000	0-0	.000	0	1	1	3.8	4	1	5	0	3	2	13.8
at Davidson	01/14/20	*	40:00	4-11	.364	4-7	.571	4-4	1.000	0	5	5	3.8	2	7	2	0	3	16	13.9
at George Mason	01/18/20	*	39:33	6-9	.667	0-3	.000	8-8	1.000	0	2	2	3.7	2	8	1	0	3	20	14.2
La Salle	01/22/20	*	36:44	2-6	.333	1-5	.200	5-7	.714	0	2	2	3.6	1	5	4	0	3	10	14.0
Dayton	01/25/20	*	40:00	9-17	.529	5-8	.625	6-7	.857	0	2	2	3.6	3	4	3	1	3	29	14.8
Totals		20	734:27	98-198	.495	41-103	.398	58-67	.866	7	64	71	3.6	35	111	39	3	65	295	14.8





#1 BLAKE FRANCIS **G | R-JR | 6'0" | 176** **HERNDON, VA** **WESTFIELD/WAGNER**

REDSHIRT JUNIOR (2019-20)

GAME-BY-GAME

1/16 - Richmond announced that Francis is expected to miss 4-6 weeks while recovering from his fractured sternum ... **1/14 at Davidson** - Missed first game as a Spider due to a fractured sternum ... **1/11 vs Saint Louis** - Fractured his sternum when he was crashed into during a loose-ball scrum at the foul line with 2:00 remaining in the game and did not return ... **1/5 at Rhode Island** - Scored 10 of his 13 points in the 1st half, including 7 during an 18-4 Spiders run at end of half with Gilyard on bench with foul trouble ... Helped (with Andre Gustavson) hold A-10 leading scorer Fatts Russell to 3 points on 1-12 shooting ... **1/2 vs Saint Joseph's** - Scored his 1,000th collegiate career point on a free throw with 14:04 remaining in the 2nd half ... Finished with a game-high 23 points ... Scored final 7 points of 1st half to cap 26-4 Spiders run ... Helped (with Andre Gustavson) hold A-10 leading scorer Ryan Daly to 8 points and forced him into 6 turnovers ... **12/18 at Old Dominion** - Broke a 56-56 tie with a corner three-pointer off an inbounds pass with 3:10 remaining ... **12/14 vs Charleston** - Scored a team-high 20 points, his fourth 20-point game at Richmond ... **12/3 at Hampton** - Tied career highs in points (29), three-pointers (6), and assists (6) ... Most points scored by a Spider since Grant Golden scored 33 vs Wyoming on Nov. 21, 2018 ... **11/25 vs Wisconsin** - Scored 16 of his game-high 19 points in the first half ... Added a career-high 6 assists ... Led Richmond in scoring for second straight game ... **11/22 vs McNeese** - Led the Spiders in scoring with 20 points, the first time he's led the team in scoring ... **11/14 vs Vanderbilt** - Scored 24 points, second most on the team ... Started Spiders comeback from a 4-point OT deficit with a three-pointer at the 2:49 mark of OT ... Collapsed under Spiders basket after hyper-extending his left knee with 59 seconds left in OT but returned to the game ... **11/8 vs Saint Francis** - Started Spiders 10-point comeback to force OT with a three-pointer with 1:31 remaining ... assisted on game-winning field goal when he drove the baseline and found a cutting Nathan Cayo for a layup with 55 seconds remaining in OT

2018-19

• Signed with the Spiders on April 10, 2018 after receiving interest from many schools, including St. Bonaventure and Loyola-Chicago, following his announcement that he would transfer from Wagner ... Sat out season due to NCAA transfer regulations

SOPHOMORE (2017-18 • WAGNER COLLEGE)

- Averaged team-high 17.3 points per game, the fifth-best mark in the Northeast Conference
- Set school record with 102 three-pointers ... Led NEC in three-pointers and tied for 26th in Division I
- Led team in 3-pt FG pct (40.2 - 8th in NEC) & FT pct (80.6 - 4th in NEC)
- Recorded team-high 52 steals, fifth most in the conference
- Led Wagner to 23-10 record and regular-season conference title
- Scored team-high 23 points in loss at Baylor in first round of NIT
- Scored career-high 29 points in win vs Bryant on February 8
- Second-Team All-Northeast Conference selection

FRESHMAN (2016-17 • WAGNER COLLEGE)

- Averaged 7.2 points while appearing in 28 games with three starts
- Led team in three-point field goal percentage at 42.2 percent, the second-best mark in the conference ... Ranked 19th among D-I freshmen in three-point shooting (minimum 100 attempts)
- Team's leading scorer off the bench (188 points)
- Scored season-high 20 points in win vs eventual league champion Mount St. Mary's on February 16
- Made first career start in third game of season, a 73-65 win at American on November 22

HIGH SCHOOL

- Averaged 20.1 points as a senior at Westfield High School (Chantilly, Va.)
- Led team to 6A state title in 2016 ... earned Second Team All-State honors
- Named fourth-team All-Met selection by The Washington Post following his senior season
- Also earned All-State honors following his junior season
- Team compiled a 62-18 overall record (27-8 conference record) during his three seasons at Westfield
- Graduated as leading scorer in school history (1,390 points)

PERSONAL

- Son of Cissy and Carl
- Father Carl is the Director of Communications for the NFL Players Association ... he attended Virginia Union and played linebacker for four seasons
- Brother Branden played football at Liberty University from 2010-13
- Cousin Tyler Thornton played basketball at Duke University from 2010-14, appearing in 139 games for the Blue Devils
- Cousin Marques Hagans was a starting QB at the University of Virginia from 2004-05 and was drafted by the Rams in the fifth round of the 2006 NFL Draft ... Appeared in 10 NFL games over two seasons with four different teams, totaling nine receptions for 108 yards
- Played one season of AAU basketball with current teammate Grant Golden on the Fairfax Stars while in middle school
- Born on January 3, 1998

CAREER HIGHS

Statistic	Value	
Points	29	vs Bryant 02/08/18, at Hampton 12/03/19
Rebounds	7	vs Sacred Heart 01/04/18
Assists	6	vs Wisconsin 11/25/19, at Hampton 12/03/19
Steals	7	vs Mercy 12/10/17
Blocks	1	vs American 11/18/17
FG Made	9	4 times
FG Attempts	21	at Dayton 12/23/17
3FG Made	6	at Saint Francis (PA) 01/26/18, vs Bryant 02/08/18, at Hampton 12/03/19
3FG Attempts	13	vs LIU 03/06/18
FT Made	9	at NJIT 11/11/17, at Rider 12/16/17
FT Attempts	11	at NJIT 11/11/17

CAREER STATS

SEASON	TEAM	GP-GS	MIN/AVG	Field Goals		3-Point		F-Throws		Rebounds				Scoring						
				FG-FGA	FG%	3FG-FGA	3FG%	FT-FTA	FT%	OFF	DEF	TOT	AVG	PF-FO	AST	TO	BLK	STL	PTS	AVG
2016-17	WC	28-3	575/20.5	64-151	.424	43-102	.422	30-40	.750	20	18	38	1.4	66-1	31	21	0	18	201	7.2
2017-18	WC	32-22	1046/32.7	182-423	.430	102-254	.402	87-108	.806	20	40	60	1.9	81-2	54	48	1	52	553	17.3
2019-20	UR	16-16	523/32.7	99-235	.421	44-119	.370	40-47	.851	8	28	36	2.3	27-0	36	36	0	19	282	17.6
TOTAL FOR UR		16-16	523/32.7	99-235	.421	44-119	.370	40-47	.851	8	28	36	2.3	27-0	36	36	0	19	282	17.6
TOTAL		76-41	2144/28.2	345-809	.426	189-475	.398	157-195	.805	48	86	134	1.8	174-3	121	105	1	89	1036	13.6





#1 BLAKE FRANCIS (CONTINUED)

GAMELOGS

Opponent	Date	GS	MIN	Total		3-Pointers		Free throws		Rebounds				PF	A	T/O	BLK	STL	PTS	AVG
				FG-FGA	PCT	3FG-3FGA	PCT	FT-FTA	PCT	OFF	DEF	TOT	AVG							
Saint Francis (PA)	11/08/19	*	30:12	5-14	.357	3-5	.600	1-2	.500	3	1	4	4.0	2	1	2	0	1	14	14.0
Vanderbilt	11/14/19	*	33:08	9-17	.529	3-9	.333	3-4	.750	0	4	4	4.0	4	1	3	0	0	24	19.0
CSUN	11/17/19	*	25:38	6-10	.600	3-6	.500	1-2	.500	0	2	2	3.3	0	4	0	0	2	16	18.0
McNeese	11/22/19	*	26:34	6-14	.429	3-8	.375	5-5	1.000	0	0	0	2.5	1	3	2	0	3	20	18.5
vs Wisconsin	11/25/19	*	35:17	8-18	.444	3-9	.333	0-0	.000	0	0	0	2.0	0	6	2	0	1	19	18.6
vs Auburn	11/26/19	*	35:06	3-14	.214	0-6	.000	1-2	.500	1	1	2	2.0	2	1	3	0	1	7	16.7
Boston College	11/30/19	*	31:25	6-12	.500	4-7	.571	2-2	1.000	0	4	4	2.3	2	2	2	0	1	18	16.9
at Hampton	12/03/19	*	36:00	9-18	.500	6-9	.667	5-5	1.000	0	2	2	2.3	1	6	1	0	0	29	18.4
South Alabama	12/08/19	*	32:23	4-10	.400	3-6	.500	4-4	1.000	0	1	1	2.1	1	4	2	0	0	15	18.0
Col. of Charleston	12/14/19	*	32:24	6-14	.429	4-9	.444	4-4	1.000	1	2	3	2.2	2	3	1	0	1	20	18.2
at Old Dominion	12/18/19	*	33:00	7-17	.412	3-7	.429	1-2	.500	1	3	4	2.4	3	3	4	0	2	18	18.2
vs Radford	12/22/19	*	36:47	6-17	.353	2-9	.222	4-6	.667	0	1	1	2.3	4	1	2	0	2	18	18.2
at Alabama	12/29/19	*	36:39	5-19	.263	0-8	.000	4-4	1.000	2	0	2	2.2	1	1	2	0	1	14	17.8
Saint Joseph's	01/02/20	*	30:37	8-16	.500	2-6	.333	5-5	1.000	0	3	3	2.3	2	0	1	0	2	23	18.2
at Rhode Island	01/05/20	*	36:36	5-12	.417	3-7	.429	0-0	.000	0	3	3	2.3	1	0	4	0	1	13	17.9
Saint Louis	01/11/20	*	30:52	6-13	.462	2-8	.250	0-0	.000	0	1	1	2.3	1	0	5	0	1	14	17.6
Totals		16	522:38	99-235	.421	44-119	.370	40-47	.851	8	28	36	2.3	27	36	36	0	19	282	17.6





#2 SOULEYMANE KOUREISSI
F | SO | 6'9" | 215
HARLEM, NY
IONA PREP

CAREER HIGHS

Statistic	Value	
Points	10	vs George Washington 02/09/19, vs Coppin St. 12/05/18
Rebounds	5	vs George Washington 02/09/19
Assists	2	vs Wake Forest 12/01/18
Steals	2	vs Wisconsin 11/25/19, vs La Salle 01/22/20
Blocks	2	vs CSUN 11/17/19, vs Boston College 11/30/19
FG Made	3	vs Coppin St. 12/05/18
FG Attempts	6	vs Coppin St. 12/05/18
3FG Made	2	vs Coppin St. 12/05/18
3FG Attempts	5	vs Coppin St. 12/05/18
FT Made	5	vs George Washington 02/09/19
FT Attempts	8	vs George Washington 02/09/19

CAREER STATS

				Field Goals		3-Point		F-Throws		Rebounds									Scoring	
SEASON	TEAM	GP-GS	MIN/AVG	FG-FGA	FG%	3FG-FGA	3FG%	FT-FTA	FT%	OFF	DEF	TOT	AVG	PF-FO	AST	TO	BLK	STL	PTS	AVG
2018-19	UR	26-0	169/6.5	20-39	.513	4-16	.250	15-26	.577	6	20	26	1.0	26-0	5	6	0	4	59	2.3
2019-20	UR	20-2	163/8.2	14-25	.560	2-4	.500	6-8	.750	13	15	28	1.4	38-0	5	12	6	6	36	1.8
TOTAL		46-2	332/7.2	34-64	.531	6-20	.300	21-34	.618	19	35	54	1.2	64-0	10	18	6	10	95	2.1

SOPHOMORE (2019-20)

GAME-BY-GAME

1/2 vs Saint Joseph's - Drained a three-pointer from the wing in the 2nd half ... **12.22 at Radford** - Scored on a putback after grabbing an offensive rebound in the first half ... **12.18 at Old Dominion** - Limited to season-low 3 minutes with foul trouble ... **12.3 at Hampton** - Made his second career start ... Limited to 14 minutes by foul trouble ... **11.30 vs Boston College** - Made first career start, filling in for an injured Grant Golden in the starting lineup ... **11.25 vs Wisconsin** - Sealed Richmond win with offensive tip with 2 minutes remaining ... Played in front of approximately 30 family & friends ... **11.22 vs McNeese** - Made a three-pointer and registered an 'And-1' after an offensive rebound to finish with 6 points ... **11.17 vs CSUN** - First player off the bench ... Led Richmond's bench with 5 points

FRESHMAN (2018-19)

- Averaged 2.3 points and 1.0 rebounds in 26 games
- Shot 51.3 percent from the field, second best on the team and the best by a Spiders true freshman since 2012-13 (Terry Allen - 55.0 percent)
- Registered two double-digit scoring games, tied for eighth most on the team
- Signed with the Spiders on November 9, 2017 after choosing Richmond from a group of more than a dozen Division I offers, including Minnesota in the Big Ten and Seton Hall in the Big East ... First signee in Richmond's Class of 2018

HIGH SCHOOL

- Attended Iona Preparatory School in New Rochelle, N.Y., a member of New York's Catholic High Schools Athletics Association
- Scored a team-high 16.3 points per game while shooting 61 percent from the field as a senior ... Added 8.5 rebounds per game
- Led team to a share of league's regular-season title in 2018
- Named First Team All-Westchester/Putnam County
- Named Second Team All-CHSAA
- Rated as the No. 8 recruit in the state of New York by 247sports.com
- Born on June 27, 1999
- Name is pronounced SAHL-uh-mon ker-ESS-ee

GAMELOGS

Opponent	Date	GS	MIN	Total		3-Pointers		Free throws		Rebounds				PF	A	T/O	BLK	STL	PTS	AVG
				FG-FGA	PCT	3FG-FGA	PCT	FT-FTA	PCT	OFF	DEF	TOT	AVG							
Saint Francis (PA)	11/08/19		06:44	0-0	.000	0-0	.000	0-0	.000	0	1	1	1.0	2	0	0	0	0	0	0.0
Vanderbilt	11/14/19		07:49	0-0	.000	0-0	.000	0-0	.000	0	1	1	1.0	1	1	0	0	0	0	0.0
CSUN	11/17/19		14:05	2-3	.667	0-0	.000	1-1	1.000	2	1	3	1.7	3	1	1	2	0	5	1.7
McNeese	11/22/19		13:56	2-2	1.000	1-1	1.000	1-1	1.000	2	1	3	2.0	0	1	0	1	0	6	2.8
vs Wisconsin	11/25/19		08:30	1-1	1.000	0-0	.000	0-0	.000	1	2	3	2.2	4	0	1	0	2	2	2.6
vs Auburn	11/26/19		09:29	2-4	.500	0-0	.000	0-0	.000	2	0	2	2.2	2	0	0	0	0	4	2.8
Boston College	11/30/19	*	13:33	1-2	.500	0-0	.000	0-0	.000	0	1	1	2.0	3	0	4	2	0	2	2.7
at Hampton	12/03/19	*	14:00	0-1	.000	0-0	.000	0-0	.000	3	0	3	2.1	4	0	2	0	0	0	2.4
South Alabama	12/08/19		06:31	0-1	.000	0-1	.000	0-0	.000	0	1	1	2.0	1	0	1	0	0	0	2.1
Col. of Charleston	12/14/19		09:17	2-2	1.000	0-0	.000	0-0	.000	1	0	1	1.9	1	1	0	0	0	4	2.3
at Old Dominion	12/18/19		03:00	0-0	.000	0-0	.000	0-0	.000	0	1	1	1.8	3	0	0	0	0	0	2.1
vs Radford	12/22/19		07:03	1-1	1.000	0-0	.000	0-0	.000	2	0	2	1.8	1	0	1	0	0	2	2.1
at Alabama	12/29/19		08:41	1-1	1.000	0-0	.000	0-0	.000	0	0	0	1.7	3	0	1	0	0	2	2.1
Saint Joseph's	01/02/20		08:19	1-3	.333	1-2	.500	0-0	.000	0	2	2	1.7	0	0	0	0	0	3	2.1
at Rhode Island	01/05/20		01:48	0-0	.000	0-0	.000	0-0	.000	0	0	0	1.6	1	0	0	0	0	0	2.0
Saint Louis	01/11/20		04:55	0-0	.000	0-0	.000	0-0	.000	0	0	0	1.5	2	1	0	0	0	0	1.9
at Davidson	01/14/20		05:11	1-2	.500	0-0	.000	0-0	.000	0	1	1	1.5	2	0	0	0	1	2	1.9
at George Mason	01/18/20		06:46	0-1	.000	0-0	.000	0-2	.000	0	0	0	1.4	2	0	0	1	1	0	1.8
La Salle	01/22/20		09:16	0-0	.000	0-0	.000	4-4	1.000	0	3	3	1.5	1	0	1	0	2	4	1.9
Dayton	01/25/20		04:28	0-1	.000	0-0	.000	0-0	.000	0	0	0	1.4	2	0	0	0	0	0	1.8
Totals		2	163:21	14-25	.560	2-4	.500	6-8	.750	13	15	28	1.4	38	5	12	6	6	36	1.8





#3 TYLER BURTON
F | FR | 6'7" | 195
UXBRIDGE, MA
MARIANAPOLIS PREP (CT)

CAREER HIGHS

Statistic	Value	
Points	14	vs La Salle 01/22/20
Rebounds	9	vs La Salle 01/22/20
Assists	2	vs Saint Francis (PA) 11/08/19, vs CSUN 11/17/19
Steals	4	vs Boston College 11/30/19
Blocks	3	vs Saint Francis (PA) 11/08/19
FG Made	5	vs La Salle 01/22/20
FG Attempts	8	vs La Salle 01/22/20
3FG Made	2	at Rhode Island 01/05/20, at George Mason 01/18/20
3FG Attempts	5	at George Mason 01/18/20
FT Made	4	vs La Salle 01/22/20
FT Attempts	5	vs La Salle 01/22/20

CAREER STATS

				Field Goals		3-Point		F-Throws		Rebounds								Scoring			
SEASON	TEAM	GP-GS	MIN	AVG	FG-FGA	FG%	3FG-FGA	3FG%	FT-FTA	FT%	OFF	DEF	TOT	AVG	PF-FO	AST	TO	BLK	STL	PTS	AVG
2019-20	UR	19-1	276	14.5	27-64	.422	6-24	.250	14-15	.933	15	51	66	3.5	35-1	9	18	9	10	74	3.9
TOTAL		19-1	276	14.5	27-64	.422	6-24	.250	14-15	.933	15	51	66	3.5	35-1	9	18	9	10	74	3.9

FRESHMAN (2019-20)

GAME-BY-GAME

1/22 vs La Salle - Exploded for 14 points and a team-best 9 rebounds, both career highs ... Sealed the game with a monster baseline dunk with 2:00 remaining ... Second straight game with career highs in points and rebounds ... 1st Spider with 14 points and 9 rebounds off the bench since Marshall Wood vs Stetson on Nov. 15, 2005 ... **1/18 at George Mason** - Recorded a career-high 12 points and led Richmond with a career-high 6 rebounds ... Made back-to-back three-pointers in 2nd half after a Mason run tied the game at 50 ... **1/5 at Rhode Island** - Played in front of a crowd of nearly 50 family and friends ... Made both of his three-point attempts, accounted for 6 of Richmond's 8 bench points ... **12/22 vs Radford** - Scored a season-high eight points, tied for fourth-most on the team ... **12/8 vs South Alabama** - Did not play due to illness ... **12/3 at Hampton** - Made his first career start, filling in for an injured Nathan Cayo ... Played a career-high 28 minutes ... **11/30 vs Boston College** - Played a career-high 23 minutes, registering 5 rebounds (career high) and 4 steals (career high) ... Started game-deciding 23-2 run in 2nd half with slam dunk off a baseline cut ... **11/26 vs Auburn** - Fouled out with 6 minutes remaining in the second half ... **11/22 vs McNeese** - Led Richmond's bench with 7 points ... **11/8 vs Saint Francis** - First man off the bench in his Spiders debut ... First career points came on a back-door cut and slam with 5:09 remaining in 1st half ... Stole pass at halfcourt and scored on breakaway dunk with 56 seconds left in regulation, the key play as Richmond erased 10-point deficit over final 1:41 of regulation

HIGH SCHOOL

- Signed with the Spiders on November 14, 2018 ... Received offers from several other Atlantic 10 schools, including Rhode Island and St. Bonaventure
- Two-time All-State selection at Marianapolis Prep in Thompson, Ct.
- Team captain
- Named Class B Player of the Year by the New England Preparatory School Athletic Council (NEPSAC) following his junior and senior seasons
- Averaged 20 points and 11 rebounds as a junior and 18 points and 11 rebounds as a senior
- Rated as a top-10 Class of 2019 recruit in the state of Connecticut and a top-30 recruit in New England

PERSONAL

- Son of Quinton and Lynne
- Father Quinton played basketball at Providence, leading the Friars to the NCAA Tournament in 1989 and 1990 ... He averaged over 11 points per game as a senior ... He was also recruited by Richmond and took two official visits: to Richmond and to Providence
- Born on February 11, 2000

GAMELOGS

Opponent	Date	GS	MIN	Total		3-Pointers		Free throws		Rebounds											
				FG-FGA	PCT	3FG-3FGA	PCT	FT-FTA	PCT	OFF	DEF	TOT	AVG	PF	A	T/O	BLK	STL	PTS	AVG	
Saint Francis (PA)	11/08/19		15:33	2-3	.667	0-1	.000	0-0	.000	2	2	4	4.0	1	2	0	3	1	4	4.0	
Vanderbilt	11/14/19		06:38	0-1	.000	0-0	.000	0-0	.000	0	1	1	2.5	2	0	1	1	0	0	2.0	
CSUN	11/17/19		16:08	1-4	.250	0-3	.000	2-2	1.000	2	2	4	3.0	2	2	0	0	0	4	2.7	
McNeese	11/22/19		17:59	3-4	.750	1-2	.500	0-0	.000	1	1	2	2.8	3	0	5	0	0	7	3.8	
vs Wisconsin	11/25/19		08:25	0-2	.000	0-1	.000	0-0	.000	0	4	4	3.0	0	0	1	0	0	0	3.0	
vs Auburn	11/26/19		09:58	1-2	.500	0-1	.000	0-0	.000	0	0	0	2.5	5	0	0	0	1	2	2.8	
Boston College	11/30/19		22:34	1-5	.200	0-1	.000	2-2	1.000	1	4	5	2.9	1	1	1	0	4	4	3.0	
at Hampton	12/03/19	*	28:00	1-5	.200	0-0	.000	0-0	.000	1	2	3	2.9	4	1	2	1	0	2	2.9	
Col. of Charleston	12/14/19		11:05	0-3	.000	0-0	.000	0-0	.000	1	1	2	2.8	0	0	0	0	0	0	2.6	
at Old Dominion	12/18/19		09:00	0-2	.000	0-1	.000	0-0	.000	1	3	4	2.9	1	0	1	0	0	0	2.3	
vs Radford	12/22/19		14:49	3-4	.750	1-2	.500	1-1	1.000	1	2	3	2.9	1	1	1	0	0	8	2.8	
at Alabama	12/29/19		14:23	1-4	.250	0-2	.000	0-0	.000	2	3	5	3.1	2	1	0	1	0	2	2.8	
Saint Joseph's	01/02/20		09:51	1-2	.500	0-1	.000	2-2	1.000	0	2	2	3.0	0	0	1	0	0	4	2.8	
at Rhode Island	01/05/20		10:21	2-2	1.000	2-2	1.000	0-0	.000	0	2	2	2.9	2	0	0	0	0	6	3.1	
Saint Louis	01/11/20		13:48	1-1	1.000	0-0	.000	1-1	1.000	1	4	5	3.1	4	0	0	1	0	3	3.1	
at Davidson	01/14/20		10:09	0-0	.000	0-0	.000	0-0	.000	0	3	3	3.1	0	0	1	0	0	0	2.9	
at George Mason	01/18/20		18:37	4-7	.571	2-5	.400	2-2	1.000	1	5	6	3.2	1	0	0	1	1	12	3.4	
La Salle	01/22/20		21:04	5-8	.625	0-2	.000	4-5	.800	0	9	9	3.6	3	1	4	1	2	14	4.0	
Dayton	01/25/20		17:11	1-5	.200	0-0	.000	0-0	.000	1	1	2	3.5	3	0	0	0	1	2	3.9	
Totals		1	275:33	27-64	.422	6-24	.250	14-15	.933	15	51	66	3.5	35	9	18	9	10	74	3.9	





#4 NATHAN CAYO
F | JR | 6'7" | 225
MONTREAL, QUEBEC
COLLEGE JEAN DE BREBEUF

CAREER HIGHS

Statistic	Value	
Points	23	vs Hampton 11/25/18, vs Duquesne 01/16/19
Rebounds	11	at Rhode Island 01/05/20
Assists	5	at La Salle 02/23/19
Steals	3	vs Fordham 02/20/19
Blocks	4	vs IUPUI 11/16/18, vs La Salle 02/02/19
FG Made	9	4 times
FG Attempts	15	vs Fordham 03/13/19
3FG Made	1	vs Hampton 11/25/18, at Saint Joseph's 01/23/19
3FG Attempts	2	at Fordham 01/03/18
FT Made	10	at VCU 02/13/19
FT Attempts	19	at VCU 02/13/19

CAREER STATS

				Field Goals		3-Point		F-Throws		Rebounds										Scoring	
SEASON	TEAM	GP-GS	MIN/AVG	FG-FGA	FG%	3FG-FGA	3FG%	FT-FTA	FT%	OFF	DEF	TOT	AVG	PF-FO	AST	TO	BLK	STL	PTS	AVG	
2017-18	UR	32-2	405/12.7	29-66	.439	0-10	.000	16-27	.593	20	35	55	1.7	58-0	12	17	12	11	74	2.3	
2018-19	UR	33-33	1035/31.4	167-279	.599	2-4	.500	90-156	.577	44	93	137	4.2	81-1	58	51	28	27	426	12.9	
2019-20	UR	19-19	469/24.7	62-115	.539	0-0	.000	39-49	.796	18	68	86	4.5	50-1	14	20	13	10	163	8.6	
TOTAL		84-54	1909/22.7	258-460	.561	2-14	.143	145-232	.625	82	196	278	3.3	189-2	84	88	53	48	663	7.9	

JUNIOR (2019-20)

GAME-BY-GAME

1/5 at Rhode Island - Led all players with a season-high 19 points and added a career-high 11 rebounds for his first career double-double ... Joined T.J. Cline as the only Spiders with 19 points and 11 rebounds in a true road game in the last 10 years ... Scored 11 points in game's final 13 minutes as Richmond fought off repeated Rhode Island comeback attempts ... Held RI's Cyril Langevine to 7 points on 3-8 shooting ... **12/3 at Hampton** - Did not play due to a sprained right ankle ... First missed game of Spiders career, snapping streaks of 72 straight games and 40 straight starts ... **11/30 vs Boston College** - Scored game-high 9 points in 1st half ... Rolled right ankle with 1:04 remaining in 1st half ... Returned to game in 2nd half but did not score another point or attempt another shot ... **11/14 vs Vanderbilt** - Scored 20 points and added a team-high 8 rebounds ... Recorded a game-high 6 offensive rebounds, 1 shy of his career high ... **11/8 vs Saint Francis** - Scored Richmond's first points of the season on a two-handed dunk after a pass from Grant Golden on UR's first possession ... Made game-winning FG with 55 seconds left in OT, scoring on a layup after a pass from Blake Francis

SOPHOMORE (2018-19)

- Averaged 12.9 points and 4.2 rebounds per game, finishing third on the team in both scoring and rebounding
- Led team with 59.9 field goal percentage, the third-highest in the A-10, 23rd highest in Division I and fourth-highest in a season in school history
- Started all 33 games, one of three Spiders to start every game
- Registered greatest increase in scoring average of any player in A-10 (2.3 in 2017-18 to 12.9 in 2018-19)
- Increased scoring average by 10.6 points per game from his freshman year, the biggest increase by a Spiders sophomore since 1975 (Kevin Eastman)

FRESHMAN (2017-18)

- Averaged 2.3 points and 1.7 rebounds while playing 12.7 minutes per game, seventh on the team
- Appeared in all 32 games with two starts
- Became third Spider freshman to start when he made his first career start vs George Mason on February 3, making 2017-18 the first season since 2006-07 that three different freshmen started for Richmond

HIGH SCHOOL

- 1st-team all-league selection as a senior ... led team to 3rd-place finish in provincial championship
- Averaged 19.6 points and 9.3 rebounds per game as a junior
- Performed over 200 hours of community service

PERSONAL

- Son of Wilner Cayo and Beraca Loyer
- Has an older brother Ben and a younger brother Samuel
- Born on Oct. 27, 1997
- Last name is pronounced KAY-oh





#4 NATHAN CAYO (CONTINUED)

GAMELOGS

Opponent	Date	GS	MIN	Total		3-Pointers		Free throws		Rebounds				PF	A	T/O	BLK	STL	PTS	AVG
				FG-FGA	PCT	3FG-3FGA	PCT	FT-FTA	PCT	OFF	DEF	TOT	AVG							
Saint Francis (PA)	11/08/19	*	23:27	4-7	.571	0-0	.000	1-1	1.000	0	3	3	3.0	4	1	1	1	0	9	9.0
Vanderbilt	11/14/19	*	34:18	6-9	.667	0-0	.000	8-9	.889	6	2	8	5.5	2	2	0	0	1	20	14.5
CSUN	11/17/19	*	19:51	2-4	.500	0-0	.000	0-0	.000	1	0	1	4.0	1	2	0	0	1	4	11.0
McNeese	11/22/19	*	23:51	2-3	.667	0-0	.000	0-0	.000	0	6	6	4.5	2	3	1	2	1	4	9.3
vs Wisconsin	11/25/19	*	25:07	5-6	.833	0-0	.000	0-0	.000	0	2	2	4.0	3	0	0	1	1	10	9.4
vs Auburn	11/26/19	*	31:28	2-5	.400	0-0	.000	4-4	1.000	0	6	6	4.3	2	0	1	1	0	8	9.2
Boston College	11/30/19	*	25:09	4-6	.667	0-0	.000	1-1	1.000	0	4	4	4.3	2	1	1	0	0	9	9.1
South Alabama	12/08/19	*	19:20	4-7	.571	0-0	.000	0-0	.000	1	0	1	3.9	1	0	5	0	1	8	9.0
Col. of Charleston	12/14/19	*	26:59	5-6	.833	0-0	.000	1-2	.500	0	5	5	4.0	2	0	3	1	0	11	9.2
at Old Dominion	12/18/19	*	29:00	2-6	.333	0-0	.000	4-4	1.000	0	2	2	3.8	3	0	1	1	0	8	9.1
vs Radford	12/22/19	*	23:45	0-2	.000	0-0	.000	3-4	.750	1	4	5	3.9	4	0	0	0	2	3	8.5
at Alabama	12/29/19	*	16:17	1-4	.250	0-0	.000	1-2	.500	1	4	5	4.0	4	0	1	0	1	3	8.1
Saint Joseph's	01/02/20	*	18:59	2-6	.333	0-0	.000	0-0	.000	0	1	1	3.8	3	1	0	2	1	4	7.8
at Rhode Island	01/05/20	*	28:49	7-14	.500	0-0	.000	5-7	.714	3	8	11	4.3	1	1	1	1	0	19	8.6
Saint Louis	01/11/20	*	21:36	2-6	.333	0-0	.000	0-0	.000	0	6	6	4.4	1	0	1	0	1	4	8.3
at Davidson	01/14/20	*	29:24	4-8	.500	0-0	.000	2-2	1.000	1	5	6	4.5	5	1	0	1	0	10	8.4
at George Mason	01/18/20	*	20:39	3-3	1.000	0-0	.000	1-4	.250	0	3	3	4.4	4	1	2	1	0	7	8.3
La Salle	01/22/20	*	24:45	2-3	.667	0-0	.000	3-4	.750	0	5	5	4.4	3	1	2	1	0	7	8.2
Dayton	01/25/20	*	26:09	5-10	.500	0-0	.000	5-5	1.000	4	2	6	4.5	3	0	0	0	0	15	8.6
Totals		19	468:52	62-115	.539	0-0	.000	39-49	.796	18	68	86	4.5	50	14	20	13	10	163	8.6





#5 NICK SHEROD
G | R-JR | 6'4" | 230
RICHMOND, VA
ST. CHRISTOPHER'S

CAREER HIGHS

Statistic	Value	
Points	32	vs George Mason 02/03/18
Rebounds	14	at Davidson 01/28/18
Assists	7	vs Wyoming 11/21/18
Steals	4	vs St. Francis Brooklyn 11/14/18
Blocks	2	at Duquesne 01/24/18
FG Made	10	at Duquesne 01/24/18, vs George Mason 02/03/18
FG Attempts	21	vs George Mason 02/03/18
3FG Made	7	vs CSUN 11/17/19
3FG Attempts	12	vs Saint Francis (PA) 11/08/19
FT Made	10	vs George Mason 02/03/18
FT Attempts	11	vs George Mason 02/03/18

CAREER STATS

		Field Goals					3-Point		F-Throws		Rebounds								Scoring	
SEASON	TEAM	GP-GS	MIN/AVG	FG-FGA	FG%	3FG-FGA	3FG%	FT-FTA	FT%	OFF	DEF	TOT	AVG	PF-FO	AST	TO	BLK	STL	PTS	AVG
2016-17	UR	35-18	754/21.5	102-223	.457	39-117	.333	22-26	.846	12	71	83	2.4	58-0	31	16	1	19	265	7.6
2017-18	UR	32-32	1008/31.5	165-343	.481	61-156	.391	65-81	.802	31	128	159	5.0	58-0	45	36	4	31	456	14.3
2018-19	UR	6-6	193/32.2	29-60	.483	9-24	.375	9-14	.643	4	27	31	5.2	7-0	17	13	0	8	76	12.7
2019-20	UR	20-20	614/30.7	99-218	.454	55-129	.426	18-23	.783	12	95	107	5.4	27-0	35	22	3	15	271	13.6
TOTAL		93-76	2569/27.6	395-844	.468	164-426	.385	114-144	.792	59	321	380	4.1	150-0	128	87	8	73	1068	11.5

REDSHIRT JUNIOR (2019-20)

GAME-BY-GAME

1/25 vs #7 Dayton - Finished 1 rebound shy of a double-double, totaling 21 points and a team-high 9 rebounds ... **1/18 at George Mason** - Made all 3 of his three-pointers in a 2-minute span in the first half to help UR turn a 10-point deficit into a 9-point lead ... **1/14 at Davidson** - Led Richmond with 18 points and 6 rebounds ... **1/11 vs Saint Louis** - Scored his 1,000th career point on a three-pointer from the right wing with 2:36 to play ... Became the fourth active Spider with 1,000 career points, making UR the only D-I school with four active 1,000-point scorers ... Led Richmond with 17 points ... **1/5 at Rhode Island** - Scored 13 points, tied for 2nd most on the team, to break a streak of 5 straight games scoring in single digits, the longest streak of his career ... Added 8 rebounds ... Scored 10 of his 13 points in the 2nd half ... **12/8 vs South Alabama** - Registered a team high in points (17) and rebounds (9), coming within one rebound of a double-double for a second straight game ... **12/3 at Hampton** - Led Richmond with 9 rebounds and added 16 points ... **11/17 vs CSUN** - Scored a game-high 25 points ... Made a career-high 7 three-pointers, one shy of the school record ... Played 22 minutes, fewest of any Spider to score at least 25 points in the last 10 years ... **11/14 vs Vanderbilt** - Hit 3-pointer from top of key with 1:14 in OT to give Richmond a 1-point lead ... Scored 5 points in game's final 75 seconds in UR's 1-point win ... **11/11** - Named A-10 Co-Player of the Week, sharing the award with Dayton's Obi Toppin ... **11/8 vs Saint Francis** - Scored a team-high 27 points, tied for team-high with 8 rebounds ... Hit career-high 6 three-pointers on a career-high 12 three-point attempts ... Scored 7 points in final 3 minutes of regulation as UR erased a 12-point deficit

JUNIOR (2018-19)

- Missed final 27 games of season after tearing left ACL in first half vs Hampton on November 25
- Injury snapped a streak of 54 straight starts and 73 games played
- Averaged 12.7 points (fourth on team) and 5.2 rebounds (second on team) in six games

SOPHOMORE (2017-18)

- Averaged 14.3 points (second on team) and 5.0 rebounds (third on team) while starting all 32 games
- Increased scoring average every month, from 9.7 points in November to 12.0 in December to 13.1 in January to 19.2 in February/March
- Led team with 17.6 points per game in A-10 play (12th in conference)
- One of two players to score 17 points per game and shoot 52 percent from the field in A-10 play (Justin Tillman, VCU)
- Made team-high 39.1 percent of his three-point attempts
- Named A-10 Player of the Week on January 29 (first Spiders freshman or sophomore to win award since Kevin Anderson in 2009)

FRESHMAN (2016-17)

- Averaged 7.6 points (fifth on team) and 2.4 rebounds (fifth on team) per game
- Made 22 of 26 free throws ... lead team in FT pct (.846) and ranked sixth in A-10 among players with at least 25 FTA
- Appeared in 35 games with 18 starts ... made first career start in season-opener vs VMI

HIGH SCHOOL

- All-Metro Player of the Year in 2015-16
- All-Metro First Team (14-15, 15-16)
- VISAA All-State First Team (14-15, 15-16)
- 2,815 career points on varsity (most in Virginia High School history)
- Led St. Christopher's to school-record 24 wins and regular season title in 15-16
- Averaged 25.6 points per game to lead the region in 15-16
- Also tallied 10.6 RPG, 3.1 APG and 2.4 SPG in 15-16
- Led AAU team (Team Loaded) to 2015 adidas Uprising Summer Championship in Las Vegas

PERSONAL

- Father, E.J., played basketball at Old Dominion and grandfather, Edmund, had a Hall of Fame basketball career at VCU before playing with the New York Knicks
- Interested in studying journalism and sports broadcasting
- Born on Oct. 16, 1997
- Last name is pronounced "sure-ROD"





#5 NICK SHEROD (CONTINUED)

GAMELOGS

Opponent	Date	GS	MIN	Total		3-Pointers		Free throws		Rebounds				PF	A	T/O	BLK	STL	PTS	AVG
				FG-FGA	PCT	3FG-3FGA	PCT	FT-FTA	PCT	OFF	DEF	TOT	AVG							
Saint Francis (PA)	11/08/19	*	36:40	9-17	.529	6-12	.500	3-4	.750	1	7	8	8.0	2	1	2	0	0	27	27.0
Vanderbilt	11/14/19	*	37:44	5-13	.385	2-7	.286	2-2	1.000	1	4	5	6.5	3	3	1	0	2	14	20.5
CSUN	11/17/19	*	22:36	9-14	.643	7-9	.778	0-0	.000	0	2	2	5.0	2	1	1	1	0	25	22.0
McNeese	11/22/19	*	29:26	6-10	.600	5-8	.625	0-0	.000	0	4	4	4.8	0	5	1	1	1	17	20.8
vs Wisconsin	11/25/19	*	34:22	3-9	.333	2-4	.500	0-0	.000	0	4	4	4.6	2	0	1	0	1	8	18.2
vs Auburn	11/26/19	*	35:02	5-13	.385	2-7	.286	0-0	.000	0	4	4	4.5	2	1	2	0	0	12	17.2
Boston College	11/30/19	*	29:30	1-9	.111	0-5	.000	0-0	.000	1	2	3	4.3	1	5	3	0	1	2	15.0
at Hampton	12/03/19	*	37:00	5-10	.500	3-7	.429	3-4	.750	1	8	9	4.9	1	2	0	0	1	16	15.1
South Alabama	12/08/19	*	33:15	6-10	.600	5-8	.625	0-0	.000	0	9	9	5.3	1	1	1	0	1	17	15.3
Col. of Charleston	12/14/19	*	27:33	4-9	.444	1-6	.167	0-0	.000	2	5	7	5.5	1	2	1	0	0	9	14.7
at Old Dominion	12/18/19	*	29:00	3-7	.429	1-5	.200	0-0	.000	0	5	5	5.5	0	2	2	0	1	7	14.0
vs Radford	12/22/19	*	29:13	3-10	.300	2-7	.286	0-0	.000	0	3	3	5.3	2	1	0	0	0	8	13.5
at Alabama	12/29/19	*	27:11	2-8	.250	1-5	.200	0-0	.000	0	3	3	5.1	1	2	1	0	1	5	12.8
Saint Joseph's	01/02/20	*	19:55	4-8	.500	1-4	.250	0-0	.000	0	5	5	5.1	1	2	0	0	0	9	12.6
at Rhode Island	01/05/20	*	29:31	5-10	.500	3-4	.750	0-0	.000	2	6	8	5.3	3	2	0	0	1	13	12.6
Saint Louis	01/11/20	*	29:56	6-12	.500	2-5	.400	3-3	1.000	2	3	5	5.3	0	1	1	0	1	17	12.9
at Davidson	01/14/20	*	34:39	7-14	.500	4-10	.400	0-0	.000	1	5	6	5.3	1	1	1	1	2	18	13.2
at George Mason	01/18/20	*	35:03	7-10	.700	3-6	.500	2-2	1.000	0	3	3	5.2	3	0	1	0	1	19	13.5
La Salle	01/22/20	*	26:33	2-7	.286	1-3	.333	2-2	1.000	0	5	5	5.2	0	2	3	0	0	7	13.2
Dayton	01/25/20	*	29:28	7-18	.389	4-7	.571	3-6	.500	1	8	9	5.4	1	1	0	0	1	21	13.6
Totals		20	613:36	99-218	.454	55-129	.426	18-23	.783	12	95	107	5.4	27	35	22	3	15	271	13.6





#11 JAKE WOJCIC
G | SO | 6'4" | 190
SAN JOSE, CA
BELLARMINE PREP

CAREER HIGHS

Statistic	Value	
Points	22	at South Alabama 12/29/18
Rebounds	8	vs St. Francis Brooklyn 11/14/18, at South Alabama 12/29/18, at George Washington 01/12/19
Assists	5	vs St. Francis Brooklyn 11/14/18
Steals	5	vs St. Francis Brooklyn 11/14/18
Blocks	1	6 times
FG Made	7	at Georgetown 11/28/18
FG Attempts	15	at Georgetown 11/28/18
3FG Made	6	at Georgetown 11/28/18
3FG Attempts	11	at Georgetown 11/28/18, vs Oral Roberts 12/15/18, at Dayton 01/06/19
FT Made	6	at George Mason 01/18/20
FT Attempts	6	at South Alabama 12/29/18, at George Mason 01/18/20

CAREER STATS

			Field Goals		3-Point		F-Throws		Rebounds										Scoring		
SEASON	TEAM	GP-GS	MIN	AVG	FG-FGA	FG%	3FG-FGA	3FG%	FT-FTA	FT%	OFF	DEF	TOT	AVG	PF-FO	AST	TO	BLK	STL	PTS	AVG
2018-19	UR	33-33	989	30.0	78-221	.353	65-179	.363	32-39	.821	17	97	114	3.5	77-0	48	24	6	40	253	7.7
2019-20	UR	20-0	239	11.9	21-42	.500	14-33	.424	15-17	.882	4	29	33	1.7	23-0	13	8	0	6	71	3.6
TOTAL		53-33	1228	23.2	99-263	.376	79-212	.373	47-56	.839	21	126	147	2.8	100-0	61	32	6	46	324	6.1

SOPHOMORE (2019-20)

GAME-BY-GAME

1/22 vs La Salle - Scored a team-high 9 points in the 2nd half on three 3-pointers to keep La Salle at bay ... **1/18 at George Mason** - Made all 6 of his free-throw attempts in the final minutes to ice the game ... **1/14 at Davidson** - Led Richmond's bench with 7 points ... **1/2 vs Saint Joseph's** - 2nd on team with 14 points ... Made three 3-pointers during 26-4 UR run to close 1st half ... 1st Spider to score at least 14 points off the bench in back-to-back games since Khwan Fore in January 2016 ... **12/29 at Alabama** - Scored a season-high 17 points, second most on the team and the third-highest of his career ... Made all four of his three-point attempts, becoming the first Spider to go 4-4 or better from three-point range since De'Monte Buckingham vs Saint Louis on March 4, 2017 and the first to do it off the bench since Kendall Anthony on Nov. 13, 2012 vs UNCW ... Had missed 10 straight three-pointers entering the game

FRESHMAN (2018-19)

- Averaged 7.7 points (fifth on team) and 3.5 rebounds (fourth on team) in 33 games
- 33 starts are second most by freshman in school history behind Alonzo Nelson-Ododa (34 in 2012-13)
- 65 three-pointers ranked second most by freshman in school history (Kendall Anthony - 68 in 2011-12), third among A-10 freshmen and ninth overall in the Atlantic 10
- Shot 36.3 percent from three-point range (65-179), tied for sixth in A-10 (minimum 100 three-point FG attempts)
- Ranked fourth in A-10 in fewest turnovers per 40 minutes (1.0)
- Named A-10 Co-Rookie of the Week on December 31 with Dayton's Obi Toppin after recording 22 points and eight rebounds in a win at South Alabama
- Signed with the Spiders on May 2, 2018 ... Originally committed to Siena but was released from his letter of intent when the program changed coaches in April

HIGH SCHOOL

- Two-time West Coast Athletic League Player of the Year at Bellarmine College Prep in San Jose, Calif.
- Scored 17 points per game as a senior while leading Bellarmine to second straight league title
- Honorable Mention All-State selection following his senior season ... First Team All-Metro (San Francisco Chronicle) and All-Area (Bay Area News Group)
- Team lost just one league game in his final two high school seasons
- Rated as the No. 44 recruit in the state of California by 247sports.com

PERSONAL

- Son of Dave and Heather
- Father Dave was head coach at San Jose State from 2013-17 and has 19 seasons of college coaching experience ... Also played collegiately at Loyola (Md.)
- Uncle Doug Wojcik is a former head coach at Tulsa (2005-12) and College of Charleston (2012-14) ... Three-year starter at Navy who set school record for assists (714) while playing with future Hall-of-Famer David Robinson
- Born on Sept. 28, 1999
- Last name is pronounced "WOJ-ick"





#11 JAKE WOJCIK (CONTINUED)

GAMELOGS

Opponent	Date	GS	MIN	Total		3-Pointers		Free throws		Rebounds				PF	A	T/O	BLK	STL	PTS	
				FG-FGA	PCT	3FG-3FGA	PCT	FT-FTA	PCT	OFF	DEF	TOT	AVG						PTS	AVG
Saint Francis (PA)	11/08/19		13:27	2-2	1.000	2-2	1.000	1-2	.500	0	0	0	0.0	0	1	0	0	1	7	7.0
Vanderbilt	11/14/19		10:25	0-3	.000	0-3	.000	0-0	.000	0	1	1	0.5	0	2	0	0	0	0	3.5
CSUN	11/17/19		21:47	0-3	.000	0-3	.000	0-0	.000	0	5	5	2.0	2	1	3	0	0	0	2.3
McNeese	11/22/19		08:50	0-1	.000	0-1	.000	0-0	.000	0	2	2	2.0	2	0	0	0	0	0	1.8
vs Wisconsin	11/25/19		05:08	0-0	.000	0-0	.000	0-0	.000	0	1	1	1.8	0	0	0	0	0	0	1.4
vs Auburn	11/26/19		03:50	1-1	1.000	0-0	.000	0-0	.000	0	1	1	1.7	0	0	0	0	0	2	1.5
Boston College	11/30/19		07:45	0-1	.000	0-0	.000	0-0	.000	0	2	2	1.7	1	1	0	0	0	0	1.3
at Hampton	12/03/19		16:00	0-3	.000	0-2	.000	0-0	.000	3	3	6	2.3	0	0	0	0	0	0	1.1
South Alabama	12/08/19		08:18	0-1	.000	0-1	.000	0-0	.000	0	2	2	2.2	2	0	0	0	0	0	1.0
Col. of Charleston	12/14/19		03:02	0-0	.000	0-0	.000	0-0	.000	0	0	0	2.0	0	2	0	0	0	0	0.9
at Old Dominion	12/18/19		02:00	0-0	.000	0-0	.000	0-0	.000	0	0	0	1.8	0	0	0	0	0	0	0.8
vs Radford	12/22/19		02:55	0-0	.000	0-0	.000	0-0	.000	0	0	0	1.7	0	0	0	0	0	0	0.8
at Alabama	12/29/19		19:24	5-5	1.000	4-4	1.000	3-4	.750	1	4	5	1.9	4	0	1	0	2	17	2.0
Saint Joseph's	01/02/20		17:39	4-5	.800	3-4	.750	3-3	1.000	0	0	0	1.8	1	3	1	0	2	14	2.9
at Rhode Island	01/05/20		13:37	1-2	.500	0-1	.000	0-0	.000	0	0	0	1.7	1	0	1	0	0	2	2.8
Saint Louis	01/11/20		07:59	0-2	.000	0-2	.000	0-0	.000	0	1	1	1.6	1	0	0	0	0	0	2.6
at Davidson	01/14/20		11:45	2-5	.400	1-4	.250	2-2	1.000	0	2	2	1.6	3	1	0	0	0	7	2.9
at George Mason	01/18/20		20:58	0-0	.000	0-0	.000	6-6	1.000	0	2	2	1.7	2	0	1	0	1	6	3.1
La Salle	01/22/20		23:58	4-5	.800	3-4	.750	0-0	.000	0	1	1	1.6	2	1	1	0	0	11	3.5
Dayton	01/25/20		20:11	2-3	.667	1-2	.500	0-0	.000	0	2	2	1.7	2	1	0	0	0	5	3.6
Totals		0	238:58	21-42	.500	14-33	.424	15-17	.882	4	29	33	1.7	23	13	8	0	6	71	3.6





#13 CONNOR CRABTREE
G | SO | 6'6" | 190
HILLSBOROUGH, NC
HARGRAVE MILITARY (VA)/TULANE

CAREER HIGHS

Statistic	Value	
Points	23	vs East Carolina 02/23/19
Rebounds	6	at East Carolina 01/31/19
Assists	3	4 times
Steals	5	vs Towson 12/21/18
Blocks	2	at Memphis 02/20/19, vs UCF 01/23/19
FG Made	8	vs East Carolina 02/23/19
FG Attempts	13	vs East Carolina 02/23/19
3FG Made	4	vs East Carolina 02/23/19, at Wichita St. 02/09/19
3FG Attempts	6	vs East Carolina 02/23/19, vs Coastal Carolina 11/13/18, vs Alabama A&M 12/22/18
FT Made	6	vs South Fla. 03/06/19
FT Attempts	7	vs South Fla. 03/06/19

CAREER STATS

SEASON	TEAM	GP-GS	MIN/AVG	FG-FGA	FG%	3FG-FGA	3FG%	FT-FTA	FT%	OFF	DEF	TOT	AVG	PF-FO	AST	TO	BLK	STL	PTS	AVG
2018-19	Tulane	29-15	614/21.2	63-148	.426	28-78	.359	53-66	.803	13	45	58	2.0	51-2	32	36	6	19	207	7.1
TOTAL FOR UR	0-0	0/0.0	0-0	.000	0-0	.000	0-0	.000	0	0	0	0.0	0-0	0	0	0	0	0	0.0	0.0
TOTAL	29-15	614/21.2	63-148	.426	28-78	.359	53-66	.803	13	45	58	2.0	51-2	32	36	6	19	207	7.1	

Signed with the Spiders on May 17, 2019 after transferring from Tulane. Per NCAA regulations, he will sit out the 2019-20 season and then have three seasons of eligibility remaining.

FRESHMAN (2018-19 • TULANE)

- Averaged 7.1 points per game while appearing in 30 games with 15 starts
- Started 15 of Tulane's final 16 games of the season
- Sixth-highest scoring freshman in American Athletic Conference
- Averaged 11.1 points per game while shooting 50 percent from the field (33-66) over the final 10 games of the season
- Led Tulane in 3-pt FG pct (36.7) and FT pct (80.3)
- Tulane's leading scorer in three games, including a career-high 23 points vs East Carolina on February 23

HIGH SCHOOL

- Completed a post-graduate season at Hargrave Military Academy in Chatham, Va. in 2017-18, averaging 21.4 points per game for the Tigers
- Graduated from Orange High School in Hillsborough, N.C. ... Averaged 26 points per game as a senior and earned AP All-State honors

PERSONAL

- Son of Keith and Carol
- Played for Winchester Stars AAU program in Winchester, Va., the same program as current teammate Grant Golden (the two were never teammates)





#15 MATT GRACE
F | SO | 6'9" | 230
HAMILTON, ONTARIO
TRC ACADEMY

CAREER HIGHS

Statistic	Value
Points	7 at Hampton 12/03/19
Rebounds	4 vs Saint Joseph's 01/02/20
Assists	4 vs Coppin St. 12/05/18
Steals	1 6 times
Blocks	2 vs High Point 12/22/18
FG Made	2 5 times
FG Attempts	3 4 times
3FG Made	2 vs Fordham 02/20/19, at Hampton 12/03/19
3FG Attempts	2 4 times
FT Made	2 vs Saint Joseph's 01/02/20
FT Attempts	2 at Hampton 12/03/19, vs Saint Joseph's 01/02/20

CAREER STATS

				Field Goals		3-Point		F-Throws		Rebounds												Scoring	
SEASON	TEAM	GP-GS	MIN/AVG	FG-FGA	FG%	3FG-FGA	3FG%	FT-FTA	FT%	OFF	DEF	TOT	AVG	PF-FO	AST	TO	BLK	STL	PTS	AVG			
2018-19	UR	31-0	232/7.5	16-34	.471	6-17	.353	0-3	.000	9	23	32	1.0	29-0	16	6	6	4	38	1.2			
2019-20	UR	19-0	136/7.2	5-16	.313	2-7	.286	3-4	.750	10	17	27	1.4	25-0	16	9	0	2	15	0.8			
TOTAL		50-0	368/7.4	21-50	.420	8-24	.333	3-7	.429	19	40	59	1.2	54-0	32	15	6	6	53	1.1			

SOPHOMORE (2019-20)

GAME-BY-GAME

1/2 vs Saint Joseph's - Keyed UR's 26-4 run at end of 1st half with 2 rebounds & 2 assists ... Finished game with a career-high 4 rebounds ... **12/3 at Hampton** - Scored a career-high 7 points on a pair of three-pointers and a free throw ... Matched a career high with 3 rebounds ... Played a season-high 13 minutes

FRESHMAN (2018-19)

- Averaged 1.2 points and 1.0 rebound in 31 games ... Played 233 minutes, eighth most on the team
- Led team in assist-to-turnover ratio among those with multiple assists (2.67)
- Signed with the Spiders on May 7

HIGH SCHOOL

- Graduated from The RISE Centre Academy in Brantford, Ontario
- Led team to league championship in Ontario Scholastic Basketball Association as a senior
- Averaged 10 points and seven rebounds in three tournament games
- Academic All-League selection as a junior in 2017
- One of four members of TRC Academy's Class of 2018 to sign with a Division I basketball program

PERSONAL

- Born on Feb. 5, 1999

GAMELOGS

Opponent	Date	GS	MIN	Total		3-Pointers		Free throws		Rebounds				PF	A	T/O	BLK	STL	PTS	AVG
				FG-FGA	PCT	3FG-FGA	PCT	FT-FTA	PCT	OFF	DEF	TOT	AVG							
Saint Francis (PA)	11/08/19		06:51	0-0	.000	0-0	.000	0-0	.000	1	1	2	2.0	2	1	1	0	0	0	0.0
CSUN	11/17/19		11:42	0-2	.000	0-0	.000	0-0	.000	2	0	2	2.0	3	0	1	0	0	0	0.0
McNeese	11/22/19		06:24	0-0	.000	0-0	.000	0-0	.000	0	1	1	1.7	2	1	0	0	0	0	0.0
vs Wisconsin	11/25/19		04:31	0-0	.000	0-0	.000	0-0	.000	0	0	0	1.3	1	0	0	0	0	0	0.0
vs Auburn	11/26/19		01:44	0-0	.000	0-0	.000	0-0	.000	0	0	0	1.0	2	0	1	0	0	0	0.0
Boston College	11/30/19		08:32	0-2	.000	0-1	.000	0-0	.000	0	2	2	1.2	0	1	0	0	0	0	0.0
at Hampton	12/03/19		13:00	2-3	.667	2-2	1.000	1-2	.500	1	2	3	1.4	1	1	1	0	1	7	1.0
South Alabama	12/08/19		11:40	1-2	.500	0-1	.000	0-0	.000	0	2	2	1.5	1	1	1	0	1	2	1.1
Col. of Charleston	12/14/19		02:32	0-0	.000	0-0	.000	0-0	.000	1	0	1	1.4	1	0	0	0	0	0	1.0
at Old Dominion	12/18/19		05:00	0-0	.000	0-0	.000	0-0	.000	1	0	1	1.4	2	0	0	0	0	0	0.9
vs Radford	12/22/19		02:16	0-0	.000	0-0	.000	0-0	.000	0	1	1	1.4	0	1	0	0	0	0	0.8
at Alabama	12/29/19		02:20	0-0	.000	0-0	.000	0-0	.000	0	0	0	1.3	0	0	0	0	0	0	0.8
Saint Joseph's	01/02/20		12:52	1-1	1.000	0-0	.000	2-2	1.000	1	3	4	1.5	0	3	2	0	0	4	1.0
at Rhode Island	01/05/20		11:05	0-1	.000	0-1	.000	0-0	.000	0	3	3	1.6	2	1	0	0	0	0	0.9
Saint Louis	01/11/20		06:21	0-1	.000	0-0	.000	0-0	.000	1	0	1	1.5	1	0	1	0	0	0	0.9
at Davidson	01/14/20		06:01	0-1	.000	0-1	.000	0-0	.000	1	0	1	1.5	3	1	1	0	0	0	0.8
at George Mason	01/18/20		05:49	0-1	.000	0-0	.000	0-0	.000	0	0	0	1.4	1	2	0	0	0	0	0.8
La Salle	01/22/20		13:25	1-1	1.000	0-0	.000	0-0	.000	1	1	2	1.4	3	3	0	0	0	2	0.8
Dayton	01/25/20		03:55	0-1	.000	0-1	.000	0-0	.000	0	1	1	1.4	0	0	0	0	0	0	0.8
Totals		0	136:00	5-16	.313	2-7	.286	3-4	.750	10	17	27	1.4	25	16	9	0	2	15	0.8





#22 ANDRE GUSTAVSON
G | SO | 6'4" | 195
HELSINKI, FINLAND
HELSINKI BASKETBALL ACADEMY

CAREER HIGHS

Statistic	Value	
Points	13	vs Fordham 02/20/19
Rebounds	6	vs Fordham 03/13/19, vs McNeese 11/22/19
Assists	10	at Georgetown 11/28/18
Steals	5	vs Coppin St. 12/05/18
Blocks	2	vs South Alabama 12/08/19
FG Made	6	vs Coppin St. 12/05/18
FG Attempts	10	vs Fordham 02/20/19, vs Fordham 03/13/19, vs South Alabama 12/08/19
3FG Made	3	vs Davidson 03/09/19, vs Fordham 02/20/19
3FG Attempts	8	vs Fordham 02/20/19
FT Made	4	at George Mason 02/27/19, at Old Dominion 12/18/19, at Davidson 01/14/20
FT Attempts	5	at George Mason 02/27/19

CAREER STATS

SEASON	TEAM	GP-GS	MIN	AVG	FG-FGA	FG%	3FG-FGA	3FG%	FT-FTA	FT%	OFF	DEF	TOT	AVG	PF-FO	AST	TO	BLK	STL	PTS	AVG
2018-19	UR	31-19	682	22.0	57-121	.471	16-47	.340	20-32	.625	24	47	71	2.3	76-1	46	26	10	33	150	4.8
2019-20	UR	20-4	408	20.4	32-74	.432	3-23	.130	16-21	.762	13	35	48	2.4	38-1	15	15	5	18	83	4.2
TOTAL		51-23	1090	21.4	89-195	.456	19-70	.271	36-53	.679	37	82	119	2.3	114-2	61	41	15	51	233	4.6

SOPHOMORE (2019-20)

GAME-BY-GAME

1/18 at George Mason - Scored 8 points for a third straight game ... Tied for the team lead with 3 steals ... **1/5 at Rhode Island** - Helped (with Blake Francis) hold A-10 leading scorer Fatts Russell to 3 points on 1-12 shooting ... Added 3 steals ... **1/2 vs Saint Joseph's** - Helped (with Blake Francis) hold A-10 leading scorer Ryan Daly to 8 points and forced him into 6 turnovers ... **12/14 vs Charleston** - One of four Spiders to score in double figures, notching 10 points ... Recorded consecutive games with 10+ points for the first time in his career ... Contributed a block and two steals on defense ... **12/8 at South Alabama** - Scored a season-high 10 points, the third straight game he's increased his season high ... Brought Robins Center crowd to its feet twice in second half on a two-handed dunk in traffic and an alley-oop from Jacob Gilyard ... **12/3 at Hampton** - Led Richmond's bench with a season-high 8 points ... **11/30 vs Boston College** - Led Richmond's bench with 7 points ... **11/22 vs McNeese** - Tied a career high with 6 rebounds, matching the most of any Spider ... **11/14 vs Vanderbilt** - Made game-winning free-throw with 0.6 seconds left after he was fouled on his attempt at a buzzer-beating dunk following a Vanderbilt turnover with 4 seconds left ... Scored all 3 of Richmond's bench points

FRESHMAN (2018-19)

- Averaged 4.8 points, sixth on the team, and 2.3 rebounds in 31 games
- Started 19 games, including final 18 of season after being re-inserted into starting lineup at George Washington on January 12
- Ranked 2nd on team with 1.9 steals/40 minutes ... Emerged as team's top perimeter defender in 2nd half of season, frequently guarding opponent's top offensive player
- Following the season, competed for Finland at 2019 World University Games, averaging 9.8 points per game
- Signed with the Spiders on April 26, 2018

HIGH SCHOOL

- Graduated from the Helsinki Basketball Academy in Helsinki, Finland
- Scored 11.4 points per game and shot 54 percent from the field in his final season while leading HBA to the regular-season title in the Finnish 1st Division
- Competed for Finland in 2018 FIBA U20 European Championships, averaging 10.0 points, 3.6 rebounds, and 2.7 assists
- Competed for Finland in 2017 FIBA U18 European Championships, averaging 12.7 points over seven games
- Scored 27 points in group stage game vs Greece, tied for the fourth-most points in a game by any player at the tournament
- Attended same school as current Chicago Bulls star Lauri Markkanen
- One of his coaches at HBA was Finnish basketball legend Hanno Mottölä ... Mottölä, who starred at Utah, was the first Finnish player in NBA history, appearing in 155 games with the Atlanta Hawks from 2000-02

PERSONAL

- Last name is pronounced "GOOS-tahv-son"





#22 ANDRE GUSTAVSON (CONTINUED)

GAMELOGS

Opponent	Date	GS	MIN	Total		3-Pointers		Free throws		Rebounds				PF	A	T/O	BLK	STL	PTS	AVG
				FG-FGA	PCT	3FG-3FGA	PCT	FT-FTA	PCT	OFF	DEF	TOT	AVG							
Saint Francis (PA)	11/08/19		17:56	0-4	.000	0-2	.000	0-0	.000	0	0	0	0.0	2	2	0	0	0	0	0.0
Vanderbilt	11/14/19		22:35	1-3	.333	0-2	.000	1-2	.500	0	2	2	1.0	1	1	0	0	1	3	1.5
CSUN	11/17/19		17:10	2-5	.400	0-2	.000	0-0	.000	1	0	1	1.0	5	1	3	0	1	4	2.3
McNeese	11/22/19		17:07	1-3	.333	0-1	.000	0-0	.000	2	4	6	2.3	2	0	3	0	2	2	2.3
vs Wisconsin	11/25/19		13:36	1-3	.333	0-0	.000	0-0	.000	1	1	2	2.2	1	0	1	1	0	2	2.2
vs Auburn	11/26/19		15:13	1-2	.500	0-0	.000	2-3	.667	3	2	5	2.7	1	0	1	0	0	4	2.5
Boston College	11/30/19		20:56	3-5	.600	1-2	.500	0-0	.000	1	4	5	3.0	2	1	0	0	0	7	3.1
at Hampton	12/03/19		18:00	3-7	.429	0-2	.000	2-4	.500	1	2	3	3.0	1	2	0	0	0	8	3.8
South Alabama	12/08/19		23:20	5-10	.500	0-3	.000	0-0	.000	1	3	4	3.1	2	3	0	2	0	10	4.4
Col. of Charleston	12/14/19		22:30	4-8	.500	2-4	.500	0-0	.000	0	1	1	2.9	0	0	0	1	2	10	5.0
at Old Dominion	12/18/19		22:00	0-1	.000	0-1	.000	4-4	1.000	0	1	1	2.7	3	1	1	0	0	4	4.9
vs Radford	12/22/19		19:57	0-1	.000	0-0	.000	0-0	.000	0	1	1	2.6	4	0	0	0	0	0	4.5
at Alabama	12/29/19		07:21	0-1	.000	0-1	.000	0-0	.000	0	0	0	2.4	1	0	0	0	1	0	4.2
Saint Joseph's	01/02/20		25:55	0-2	.000	0-1	.000	0-0	.000	2	3	5	2.6	0	0	1	0	2	0	3.9
at Rhode Island	01/05/20		11:34	0-0	.000	0-0	.000	0-0	.000	0	0	0	2.4	0	0	0	0	3	0	3.6
Saint Louis	01/11/20		19:52	4-5	.800	0-0	.000	0-0	.000	0	3	3	2.4	3	0	0	0	0	8	3.9
at Davidson	01/14/20	*	34:42	2-3	.667	0-0	.000	4-4	1.000	0	2	2	2.4	2	1	0	0	0	8	4.1
at George Mason	01/18/20	*	24:30	3-5	.600	0-0	.000	2-2	1.000	0	1	1	2.3	2	1	2	1	3	8	4.3
La Salle	01/22/20	*	27:41	2-4	.500	0-2	.000	1-2	.500	1	2	3	2.4	4	0	2	0	1	5	4.4
Dayton	01/25/20	*	25:44	0-2	.000	0-0	.000	0-0	.000	0	3	3	2.4	2	2	1	0	2	0	4.2
Totals		4	407:39	32-74	.432	3-23	.130	16-21	.762	13	35	48	2.4	38	15	15	5	18	83	4.2





#33 GRANT GOLDEN
F | R-JR | 6'10" | 255
WINCHESTER, VA
ST. JAMES (MD)

CAREER HIGHS

Statistic	Value	
Points	33	vs Wyoming 11/21/18
Rebounds	12	vs High Point 12/22/18, vs CSUN 11/17/19, vs Wisconsin 11/25/19
Assists	7	vs Fordham 03/13/19, vs Dayton 01/25/20
Steals	3	at Duquesne 01/24/18, vs James Madison 12/10/17
Blocks	6	at George Mason 02/27/19
FG Made	16	vs Wyoming 11/21/18
FG Attempts	24	vs Wyoming 11/21/18
3FG Made	4	vs Georgetown 11/25/17
3FG Attempts	8	vs Georgetown 11/25/17
FT Made	9	vs Hampton 11/25/18
FT Attempts	14	vs Hampton 11/25/18

CAREER STATS

				Field Goals		3-Point		F-Throws		Rebounds								Scoring			
SEASON	TEAM	GP-GS	MIN	AVG	FG-FGA	FG%	3FG-FGA	3FG%	FT-FTA	FT%	OFF	DEF	TOT	AVG	PF-FO	AST	TO	BLK	STL	PTS	AVG
2016-17	UR	9-0		68/7.6	7-20	.350	1-5	.200	3-9	.333	3	15	18	2.0	9-0	8	3	2	0	18	2.0
2017-18	UR	32-32	981/30.7		208-418	.498	22-80	.275	60-96	.625	49	166	215	6.7	79-1	69	82	39	19	498	15.6
2018-19	UR	33-33	1038/31.4		221-439	.503	16-54	.296	109-166	.657	26	207	233	7.1	61-0	117	82	35	15	567	17.2
2019-20	UR	18-18	462/25.7		94-186	.505	2-10	.200	33-51	.647	21	105	126	7.0	24-0	55	35	15	7	223	12.4
TOTAL		92-83	2549/27.7		530-1063	.499	41-149	.275	205-322	.637	99	493	592	6.4	173-1	249	202	91	41	1306	14.2

REDSHIRT JUNIOR (2019-20)

GAME-BY-GAME

1/25 vs #7 Dayton - Led Richmond with 7 assists, matching his career high ... Most assists by Spider vs ranked opponent since Kendall Anthony on Feb. 25, 2015 vs #22 VCU ... **1/22 vs La Salle** - Scored a team-high 15 points in just 17 minutes ... Fewest minutes by a Spider to score 15+ since Kendall Anthony vs UNCG on Dec. 30, 2011 (17 points in 15 minutes) ... Made all 6 of his FG attempts, the first Spider to go 6-6 or better from the field this season ... **1/18 at George Mason** - Led Richmond with 25 points, his most since scoring a career-high 33 vs Wyoming on Nov. 21, 2018 ... 10-13 from the field ... Became the first Spider to score 25 points and shoot better than 75 percent from the field since Terry Allen vs La Salle on Jan. 13, 2016 ... **12/29 at Alabama** - Recorded his 13th career double-double, totaling 14 points and 11 rebounds ... **12/18 at Old Dominion** - Made the game-winning three-pointer from the top of the key with 2.0 seconds remaining, giving Richmond a 62-59 lead in the final seconds ... Let Richmond in points (19), rebounds (7) and assists (4) ... **12/14 vs Charleston** - Scored a season-high 17 points and led Richmond with 7 rebounds while going 8-11 from the field ... Made his first three-pointer of the season in the game's biggest moment, beating the shot clock from the top of the key with 2:08 remaining to stretch the Spiders lead to eight ... **12/8 vs South Alabama** - Returned to lineup and scored all 8 of his points in first half ... **12/3 at Hampton** - Missed his second straight game with a sprained ankle ... **11/30 vs Boston College** - Did not play due to a sprained ankle, snapping a streak of 71 straight starts which had been the longest on the team ... **11/26 vs Auburn** - Scored a team-high 14 points ... Left game with 1:18 remaining after rolling left ankle ... Named to Legends Classic All-Tournament Team (15.0 PPG, 9.0 RPG, 58.3 FG pct in 2 games) ... **11/25 vs Wisconsin** - Recorded his 12th career double-double, finishing with 16 points and 12 rebounds ... 12 rebounds tied a career high ... **11/17 vs CSUN** - Recorded his 11th career double-double despite playing just 18 minutes ... 12 rebounds tied a career high ... **11/14 vs Vanderbilt** - Played 32 minutes but was limited after rolling left ankle vs Saint Francis ... **11/8 vs Saint Francis** - 8 rebounds tied for team high ... First of 5 assists was a pass to a cutting Nathan Cayo on UR's first possession for its first points of the season

PRESEASON

• Named Second Team Preseason All-Atlantic 10 in October ... One of four Spiders to earn multiple preseason All-Conference honors under Chris Mooney, joining ShawnDre' Jones (2015-16), Kevin Anderson (2008-10), and David Gonzalvez (2008-09) [Golden was a First Team Preseason All-Atlantic 10 selection in 2018]

REDSHIRT SOPHOMORE (2018-19)

• Selected Third Team All-Conference by the Atlantic 10 for a second straight season ... Became first player in Spiders history to earn All-Conference honors following freshman and sophomore seasons
 • Named First Team All-Conference by Hoops HD
 • Finished season with 1,083 career points, the most ever by a Spider by the end of his sophomore season ... became 47th member of Spiders 1,000-point club at George Mason on February 27
 • Scored a team-high 17.2 points per game, third most in the A-10, and registered 7.1 rebounds per game, eighth most in the A-10
 • Ranked fifth in A-10 in field goal percentage (50.3)
 • Led A-10 with 221 field goals ... also finished in top 15 in conference in assists per game (3.5, 13th) and blocks per game (1.06, 11th)
 • One of six underclassmen (freshmen or sophomores) in D-I to average 17 points and seven rebounds per game
 • Joined T.J. Cline in 2016-17 as the only Spiders to record 500 points, 200 rebounds, and 100 assists in a season
 • 117 assists were second most in D-I by player 6'10" or taller (Ethan Happ - 153)

REDSHIRT FRESHMAN (2017-18)

• Scored 498 points, breaking the record for most points by a Spider freshman (Mike Perry - 494 in 1977-78)
 * Averaged team-high 15.6 points per game and recorded 6.7 rebounds per game (second on team)
 • One of seven freshmen in D-I to average 15.5 points and six rebounds per game
 • Led team with five double-doubles, most by a Spiders freshman since 1998-99 (Charles Stephens)
 • Selected Third-Team All-Conference and All-Rookie Team in Atlantic 10 ... With Davidson's Kellan Grady, first freshmen to make A-10 All-Conference team since 2012-13 (Semaj Christon, Xavier)
 • Named A-10 Rookie of the Week three times (November 27, January 29, March 5)
 • Selected to All-Tournament Team at Cayman Islands Classic after averaging 18 points and five rebounds while shooting 56 percent from field in three games

FRESHMAN (2016-17)

• Granted medical redshirt by NCAA after undergoing cardiac ablation procedure on Dec. 22 to correct an accelerated heart rate that caused him to collapse vs Texas Tech on Dec. 17
 • Appeared in nine games totaling 18 points, 18 rebounds, and eight assists
 • Led team with 10.6 rebounds per 40 minutes
 • Scored career-best six points Dec. 3 vs Wake Forest ... grabbed career-high four rebounds Nov. 25 vs Maryland and Dec. 10 vs UMBG





#33 GRANT GOLDEN (CONTINUED)

HIGH SCHOOL

- Moved to St. James HS in Hagerstown, Md. for final two seasons of high school
- Washington County Co-Player of the Year in 2015-16
- Led St. James to Independent-Parochial School League and Mid-Atlantic Conference titles
- Averaged 17.2 PPG, 10.3 rpg, 3.5 APG and 1.3 BPG in his senior year
- Shot 54.7 percent from the field and 42.9 percent from three in 15-16
- Sat out junior season with ankle injury
- Averaged 18.1 PPG and 7.7 RPG in 2013-14 at Sherando HS in Stephens City, Va.

PERSONAL

- Son of Ellen and Craig
- Younger brother Bryce plays basketball at Butler University
- Father played basketball at Fairfield University and two grandfathers played collegiate football
- Born on Jan. 15, 1998

GAMELOGS

Opponent	Date	GS	MIN	Total		3-Pointers		Free throws		Rebounds				PF	A	T/O	BLK	STL	PTS	AVG
				FG-FGA	PCT	3FG-3FGA	PCT	FT-FTA	PCT	OFF	DEF	TOT	AVG							
Saint Francis (PA)	11/08/19	*	31:30	6-10	.600	0-1	.000	3-4	.750	0	8	8	8.0	2	5	1	2	0	15	15.0
Vanderbilt	11/14/19	*	32:22	3-10	.300	0-0	.000	0-0	.000	1	6	7	7.5	1	2	2	0	0	6	10.5
CSUN	11/17/19	*	18:05	4-6	.667	0-0	.000	3-4	.750	1	11	12	9.0	1	3	0	0	1	11	10.7
McNeese	11/22/19	*	21:30	4-9	.444	0-0	.000	2-2	1.000	3	3	6	8.3	1	2	3	1	0	10	10.5
vs Wisconsin	11/25/19	*	26:59	7-12	.583	0-0	.000	2-4	.500	2	10	12	9.0	4	1	1	1	1	16	11.6
vs Auburn	11/26/19	*	22:00	7-12	.583	0-2	.000	0-0	.000	3	3	6	8.5	3	1	3	1	0	14	12.0
South Alabama	12/08/19	*	25:51	4-8	.500	0-0	.000	0-0	.000	1	6	7	8.3	0	6	2	0	0	8	11.4
Col. of Charleston	12/14/19	*	25:57	8-11	.727	1-1	1.000	0-1	.000	0	7	7	8.1	0	3	1	1	1	17	12.1
at Old Dominion	12/18/19	*	28:00	7-10	.700	1-2	.500	4-7	.571	1	6	7	8.0	1	4	3	1	1	19	12.9
vs Radford	12/22/19	*	24:28	4-10	.400	0-0	.000	1-2	.500	0	7	7	7.9	0	1	2	1	1	9	12.5
at Alabama	12/29/19	*	28:59	7-17	.412	0-1	.000	0-1	.000	3	8	11	8.2	1	3	3	1	0	14	12.6
Saint Joseph's	01/02/20	*	19:33	3-6	.500	0-0	.000	2-2	1.000	1	6	7	8.1	1	4	1	1	0	8	12.3
at Rhode Island	01/05/20	*	27:07	5-16	.313	0-1	.000	0-1	.000	2	7	9	8.2	1	5	2	1	0	10	12.1
Saint Louis	01/11/20	*	26:20	3-11	.273	0-1	.000	4-5	.800	0	5	5	7.9	1	3	2	0	1	10	11.9
at Davidson	01/14/20	*	28:09	3-7	.429	0-0	.000	3-4	.750	0	2	2	7.5	2	4	3	0	0	9	11.7
at George Mason	01/18/20	*	28:04	10-13	.769	0-0	.000	5-7	.714	0	4	4	7.3	0	0	3	2	1	25	12.6
La Salle	01/22/20	*	16:34	6-6	1.000	0-0	.000	3-5	.600	0	3	3	7.1	4	1	3	1	0	15	12.7
Dayton	01/25/20	*	30:36	3-12	.250	0-1	.000	1-2	.500	3	3	6	7.0	1	7	0	1	0	7	12.4
Totals		18	462:03	94-186	.505	2-10	.200	33-51	.647	21	105	126	7.0	24	55	35	15	7	223	12.4



WALK-ONS

CAREER STATS

				Field Goals		3-Point		F-Throws		Rebounds				Scoring						
SEASON	TEAM	GP-GS	MIN/AVG	FG-FGA	FG%	3FG-FGA	3FG%	FT-FTA	FT%	OFF	DEF	TOT	AVG	PF-FO	AST	TO	BLK	STL	PTS	AVG
2018-19	UR	3-0	3/1.0	0-0	.000	0-0	.000	0-0	.000	0	0	0	0.0	0-0	0	0	0	0	0	0.0
2019-20	UR	5-0	6/1.2	0-2	.000	0-1	.000	0-0	.000	1	0	1	0.2	0-0	1	0	0	0	0	0.0
TOTAL		8-0	9/1.2	0-2	.000	0-1	.000	0-0	.000	1	0	1	0.1	0-0	1	0	0	0	0	0.0

SOPHOMORE (2018-19)

- Appeared in three games but did not register any statistics ... Made collegiate debut vs Coppin State on December 5

FRESHMAN (2017-18)

- Did not appear in any games

HIGH SCHOOL

- Four-year varsity starter at Eisenhower ... member of school's 1,000-point club ... led team to 40-9 record in his last two seasons
- Three-time All-Woodland Conference selection ... 2-time All-Area selection by Milwaukee Journal Sentinel
- Team captain as a senior ... averaged 15.1 points and 5.2 rebounds per game
- Three-time letterwinner in football ... Honorable Mention All-Woodland Conference at wide receiver as a senior
- DECA (Distributive Education Clubs of America) state qualifier

PERSONAL

- Son of Eric and Kimberly Kulju
- Has an older brother Keenan and a younger sister Tierney
- Born on Sept. 8, 1998
- Last name is pronounced "COOL-you"



#10 SULLIVAN KULJU
F | JR | 6'6" | 220
NEW BERLIN, WI
EISENHOWER

CAREER STATS

				Field Goals		3-Point		F-Throws		Rebounds				Scoring						
SEASON	TEAM	GP-GS	MIN/AVG	FG-FGA	FG%	3FG-FGA	3FG%	FT-FTA	FT%	OFF	DEF	TOT	AVG	PF-FO	AST	TO	BLK	STL	PTS	AVG
2019-20	UR	2-0	2/1.0	0-1	.000	0-0	.000	0-0	.000	1	0	1	0.5	0-0	0	0	0	0	0	0.0
TOTAL		2-0	2/1.0	0-1	.000	0-0	.000	0-0	.000	1	0	1	0.5	0-0	0	0	0	0	0	0.0

HIGH SCHOOL

- Two-time captain at St. Joseph's Prep in Philadelphia

PERSONAL

- Son of Mike and Patricia
- Father Mike played basketball at William & Mary and La Salle ... At William & Mary, Arizin earned All-Southern Conference honors following his freshman and sophomore seasons ... His 35 points against Richmond on Dec. 11, 1973 remains the second-most ever by a William & Mary player in a game at Kaplan Arena ... Averaged 17.3 points and 7.5 rebounds in 54 games for the Tribe ... At La Salle, averaged 11.5 points in 1975-76 and led team in FG pct (49.6)
- Has a brother Luke and a half-brother Matt, who played baseball at Georgetown
- Grandfather Paul Arizin was inducted into the Naismith Memorial Basketball Hall of Fame in 1978 ... He was a 10-time NBA All-Star with the Philadelphia Warriors who twice led the league in scoring ... Missed two seasons in the prime of his career to serve with the Marines in the Korean War ... Third-leading scorer (16,266 points) in NBA history when he retired in 1962 rather than move with the Warriors to San Francisco ... Led nation in scoring (25.3 PPG) as a senior at Villanova in 1950 ... Had his No. 11 jersey retired by Villanova ... Inducted in College Basketball Hall of Fame in 2006 ... Member of inaugural class of Philadelphia Sports Hall of Fame (2004)
- Born on December 16, 2000
- Last name is pronounced "AIR-rizz-in"



#12 GABE ARIZIN
G | FR | 6'4" | 190
WEST CHESTER, PA
ST. JOSEPH'S PREP

CAREER STATS

				Field Goals		3-Point		F-Throws		Rebounds				Scoring						
SEASON	TEAM	GP-GS	MIN/AVG	FG-FGA	FG%	3FG-FGA	3FG%	FT-FTA	FT%	OFF	DEF	TOT	AVG	PF-FO	AST	TO	BLK	STL	PTS	AVG
2018-19	UR	3-0	3/1.1	1-2	.500	0-0	.000	0-1	.000	1	1	2	0.7	0-0	1	0	0	0	2	0.7
2019-20	UR	5-0	8/1.6	1-1	1.000	0-0	.000	0-0	.000	0	1	1	0.2	0-0	0	0	0	0	2	0.4
TOTAL		8-0	11/1.4	2-3	.667	0-0	.000	0-1	.000	1	2	3	0.4	0-0	1	0	0	0	4	0.5

JUNIOR (2019-20)

- Scored UR's final basket on a fadeaway jumper from the left block with 1:03 to play vs Saint Joseph's on Jan. 2

SOPHOMORE (2018-19)

- Appeared in three games, registering two points, two rebounds and an assist
- Brought home crowd to its feet with offensive rebound and putback while being fouled vs George Washington on Feb. 9
- Made collegiate debut vs Coppin State on Dec. 5, recording a rebound and assist

FRESHMAN (2017-18)

- Did not appear in a game

HIGH SCHOOL

- 2017 League MVP of New York's Catholic High Schools Athletic Association (CHSAA) A Division
- Averaged 20.5 points per game as a senior ... led team to CHSAA A Divisional Final
- Class A first-team All-State selection

PERSONAL

- Son of Frank and Stephanie Gaitley ... Mother Stephanie is head coach of the women's team at Fordham University and was head coach of the women's team at Richmond from 1985-91 (116-63 in 6 seasons)
- Older brother Dutch played at Temple and Monmouth and is currently an assistant coach for the Charlotte Hornets ... Older brother D.C. played in seven games for Fordham
- Born on June 23, 1998



#31 JORDAN GAITLEY
G | JR | 6'4" | 190
HAVERFORD, PA
FORDHAM PREP (NY)



BOX SCORES



Official Basketball Box Score - Final
Saint Francis (PA) at Richmond
11/09/19 Robins Center, Richmond
2019-20 Men's Basketball

Game Time: 12:00 AM
Game Duration: 2:22
Attendance: 5,602

Officials: Rick Crawford, Jeb Harness, Landon Brandes

Saint Francis (PA) - 98

Record: 0-2

NO.	Name	Min	FG M-A	3P M-A	FT M-A	Rebounds OR DR TOT	Fouls FF PD	TP	AS	TO	ST	Blocks	BS	BA	+	-
5	Myles Thompson	F 30:35	2-11	0-3	0-1	3 6 9	1 2	4	0	1	2	0	2	0	2	-11
1	Ramir Dixon-Conover	G 07:13	0-1	0-0	0-0	0 0 0	3 0	0	1	1	0	0	0	0	0	-11
11	Isaiah Blackmon	G 39:10	9-17	5-10	0-0	1 5 6	4 1	23	0	1	1	0	0	0	0	-10
13	Keith Braxton	G 43:04	7-11	1-3	5-9	5 6 11	2 4	20	8	2	1	0	0	0	0	-2
22	Tyler Stewart	G 40:36	7-14	2-3	4-4	2 3 5	4 6	20	3	1	1	2	2	2	7	0
2	Scott Meredith	34:17	6-10	6-9	0-0	0 3 3	1 1	18	0	3	0	0	1	1	9	0
4	Randall Gaskins	10:39	0-0	0-0	2-2	0 1 1	0 1	2	0	1	0	0	0	0	0	-10
30	Deividas Kuzavas	19:26	4-8	0-0	3-6	2 4 6	4 3	11	0	0	0	0	0	1	12	2
Team						2 1 3	0	0	1							
Totals			35-72	14-28	14-22	15 29 44	19 18	98	12	11	5	2	6	2	2	

Technical Fouls: Meredith 1st 8:23

Dead Ball Rebounds: 3, 0

Richmond - 100

Record: 1-0

NO.	Name	Min	FG	3P	FT	Rebounds	Fouls	TP	AS	TO	ST	Blocks	BS	BA	+	-
4	Nathan Cayo	F 23:27	4-7	0-0	1-1	0 3 3	4 0	9	1	1	0	1	1	1	11	11
33	Grant Golden	F 31:30	6-10	0-1	3-4	0 8 8	2 4	15	5	1	0	2	0	0	12	12
00	Jacob Gilyard	G 42:40	7-11	2-6	8-11	0 1 1	1 8	24	8	1	5	0	0	0	8	8
1	Blake Francis	G 30:12	5-14	3-5	1-2	3 1 4	2 2	14	1	2	1	0	1	0	10	10
5	Nick Sherod	G 36:40	9-17	6-12	3-4	1 7 8	2 3	27	1	2	0	0	0	0	5	5
3	Tyler Burton	15:33	2-3	0-1	0-0	2 2 4	1 1	4	2	0	1	3	0	0	26	26
22	Andre Gustavson	17:56	0-4	0-2	0-0	0 0 0	0 0	0	2	0	0	0	0	0	-16	-16
15	Matt Grace	06:51	0-0	0-0	0-0	1 1 2	2 0	0	1	1	0	0	0	0	-4	-4
11	Jake Wojcik	13:27	2-2	2-2	1-2	0 0 0	0 0	1	7	1	0	1	0	0	-11	-11
2	Souleymane Koureissi	06:44	0-0	0-0	0-0	0 1 1	2 0	0	0	0	0	0	0	0	-3	-3
Team						0 2 2	0	0	1							
Totals			35-68	13-29	17-24	7 26 33	19 19	100	22	9	8	6	2	2	2	

Technical Fouls: Coach 1st 8:39

Dead Ball Rebounds: 4, 1

	STF	RICH
Biggest lead	12 (2 nd 6:58)	7 (2 nd 17:37)
Best Scoring Run	7 (2 nd 6:58)	11 (2 nd 18:20)
Lead Changes	6	
Times Tied	10	
Time with Lead	20:17	17:49

Points from	STF	RICH
Turnovers	12	16
Paint	40	38
Second Chance	26	8
Fast Breaks	13	13
Bench	31	11

Period by Period Scoring	1st	2nd	OT	TOT
STF	44	46	8	98
RICH	42	48	10	100



Official Basketball Box Score - Final
Vanderbilt at Richmond
11/15/19 Robins Center, Richmond
2019-20 Men's Basketball

Game Time: 12:00 AM
Game Duration: 2:13
Attendance: 5,602

Officials: Ron Groover, Jeffrey Anderson, Doug Shows

Vanderbilt - 92

Record: 2-1

NO.	Name	Min	FG	3P	FT	Rebounds	Fouls	TP	AS	TO	ST	Blocks	BS	BA	+	-
1	Dylan Disu	F 32:41	3-9	3-9	2-2	1 4 5	3 2	11	1	0	3	0	0	0	3	3
15	Clevon Brown	F 37:09	3-3	0-0	0-0	2 6 8	2 1	6	0	1	0	3	0	0	0	0
24	Aaron Nesmith	F 38:46	12-18	7-12	3-6	0 7 7	3 5	34	0	4	0	2	1	0	-3	-3
2	Scotty Pippen Jr.	G 23:37	2-4	0-2	0-0	1 4 5	5 1	4	3	3	1	0	0	0	-3	-3
3	Maxwell Evans	G 27:19	2-4	2-2	0-0	0 5 5	2 1	6	2	2	0	0	0	0	-1	-1
0	Saben Lee	35:30	8-17	2-5	6-6	0 2 2	2 3	24	8	5	3	0	0	0	5	5
4	Jordan Wright	14:24	3-8	1-3	0-0	4 0 4	0 0	7	1	1	0	0	0	0	0	0
13	Matthew Moyer	08:44	0-3	0-2	0-0	0 0 0	3 1	0	0	0	0	0	0	0	-3	-3
50	Ejike Obinna	04:28	0-0	0-0	0-0	0 1 1	0 0	0	0	0	0	0	0	0	-4	-4
55	Oton Jankovic	02:22	0-0	0-0	0-0	0 0 0	1 1	0	0	0	0	0	0	0	-2	-2
Team						2 2 4	0	0	3							
Totals			33-66	15-35	11-16	10 31 41	21 15	92	15	19	7	5	1	1	-1	

Technical Fouls: NONE

Dead Ball Rebounds: 3, 0

Richmond - 93

Record: 2-0

NO.	Name	Min	FG	3P	FT	Rebounds	Fouls	TP	AS	TO	ST	Blocks	BS	BA	+	-
4	Nathan Cayo	F 35:41	6-9	0-0	8-9	6 2 8	2 8	20	2	0	1	0	0	0	-7	-7
33	Grant Golden	F 32:23	3-10	0-0	0-0	1 6 7	1 2	6	2	2	0	0	0	0	1	1
00	Jacob Gilyard	G 40:01	8-14	4-7	6-6	0 2 2	1 4	26	4	7	0	1	0	0	3	3
1	Blake Francis	G 33:07	9-17	3-9	3-4	0 4 4	4 4	24	1	3	0	0	0	0	1	1
5	Nick Sherod	G 37:44	5-13	2-7	2-2	1 4 5	3 1	14	3	1	2	0	0	0	-2	-2
22	Andre Gustavson	21:12	1-3	0-2	1-2	0 2 2	1 2	3	1	0	1	0	0	0	-5	-5
2	Souleymane Koureissi	07:49	0-0	0-0	0-0	0 1 1	1 0	0	1	0	0	0	0	0	8	8
3	Tyler Burton	06:38	0-1	0-0	0-0	0 1 1	2 0	0	0	1	0	0	0	0	1	1
11	Jake Wojcik	10:25	0-3	0-3	0-0	0 1 0	1 0	0	2	0	0	0	0	0	5	5
Team						1 1 2	0	0	0							
Totals			32-70	9-28	20-23	9 24 33	15 21	93	16	11	11	1	5	1	-1	

Technical Fouls: NONE

Dead Ball Rebounds: 1, 1

	VAND	RICH
Biggest lead	7 (1 st 15:52)	10 (1 st 2:05)
Best Scoring Run	10 (1 st 07:40)	12 (2 nd 4:13)
Lead Changes	9	10
Times Tied	12	
Time with Lead	21:47	14:29

Points from	VAND	RICH
Turnovers	10	34
Paint	32	38
Second Chance	9	10
Fast Breaks	10	11
Bench	31	3

Period by Period Scoring	1st	2nd	OT	TOT
VAND	29	51	12	92
RICH	36	44	13	93



Official Basketball Box Score - Final
CSUN at Richmond
11/17/19 Robins Center, Richmond
2019-20 Men's Basketball

Game Time: 4:00 PM
Game Duration: 1:47
Attendance: 4,504

Officials: Terry Wymer, Claudi Pace, Brian Dorsey

CSUN - 62

Record: 0-5

NO.	Name	Min	FG	3P	FT	Rebounds	Fouls	TP	AS	TO	ST	Blocks	BS	BA	+	-
0	Lance Coleman II	F 14:13	0-2	0-1	0-0	0 1 1	1 1	0	0	2	0	0	0	0	-24	-24
25	Jared Pearre	F 23:38	2-4	0-0	0-2	0 6 6	3 1	4	0	1	2	0	0	0	-9	-9
3	Terrell Gomez	G 38:15	6-17	0-8	3-3	1 2 3	1 2	15	2	3	0	0	0	0	-31	-31
10	Darius Brown II	G 25:26	1-5	0-1	4-4	1 0 1	2 2	6	3	3	2	0	0	0	-5	-5
32	Brendan Harrick	G 33:08	6-10	5-7	0-0	0 0 0	1 1	17	0	3	0	0	0	0	-21	-21
2	Elijah Harkless	25:21	2-7	0-1	2-3	0 2 2	0 5	6	3	1	0	1	0	0	-17	-17
15	Ron Artest III	06:55	0-1	0-0	0-0	0 3 3	1 1	0	0	0	0	0	0	0	-17	-17
30	Michael Ou	25:14	3-7	0-0	0-0	6 2 8	2 7	14	2	0	0	0	0	0	-5	-5
11	Festus Ndumanya	07:50	0-2	0-0	0-0	0 0 0	1 1	0	0	1	0	0	0	0	2	2
Team						4 2 6	0	0	0							
Totals			20-55	5-18	17-21	12 18 30	12 21	62	9	14	4	1	3	-28	-28	

Technical Fouls: NONE

Dead Ball Rebounds: 1, 0

Richmond - 90

Record: 3-0

NO.	Name	Min	FG	3P	FT	Rebounds	Fouls	TP	AS	TO	ST	Blocks	BS	BA	+	-
4	Nathan Cayo	F 19:51	2-4	0-0	0-0	1 0 1	1 0	4	2	0	1	0	1	0	26	26
33	Grant Golden	F 18:05	4-6	0-0	3-4	1 1 12	1 3	11	3	0	1	0	0	0	29	29
00	Jacob Gilyard	G 26:14	7-9	4-6	0-0	0 3 3	2 0	18	7	1	1	0	0	0	37	37
1	Blake Francis	G 25:38	6-10	3-6	1-2	0 2 2	0 2	16	4	0	2	0	0	0	37	37
5	Nick Sherod	G 22:35	9-14	7-9	0-0	0 2 2	2 0	25	1	1	0	1	0	0	27	27
2	Souleymane Koureissi	14:05	2-3	0-0	1-1	2 1 3	3 3	5	1	1	0	2	0	0	-5	-5
3	Tyler Burton	16:08	1-4	0-3	2-2	2 2 4	2 4	4	2	0	0	0	0	0	-1	-1
22	Andre Gustavson	17:10	2-5	0-2	0-0	0 1 1	5 0	4	1	3	1	0	0	0	7	7
11	Jake Wojcik	21:47	0-3	0-3	0-0	0 5 5	2 0	0	1	3	0	0	0	0	1	1
15	Matt Grace	11:42	0-2	0-0	0-0	2 0 2	3 0	0	0	1	0	0	0	0	-4	-4
21	Tomas Verbinkis	03:58	1-2	1-1	0-0	1 0 1	0 0	3	0	0	0	0	0	0	-8	-8
31	Jordan Gatliff	01:45	0-0	0-0	0-0	0 0 0	0 0	0	0	0	0	0	0	0	-3	-3
10	Sullivan Kulju	01:02	0-0	0-0	0-0	0 0 0	0 0	0	0	0	0	0	0	0	-3	-3
Team						1 0 1	0	0	1							
Totals			34-62	15-30	7-9	11 26 37	21 12	90	22	11	6	3	1	28	28	

Technical Fouls: NONE

Dead Ball Rebounds: 1, 0

	CSUN	RICH	Points from		CSUN	RICH	Period by Period Scoring			
Biggest lead	0 (1 st 20:00)	41 (2 nd 4:49)	Turnovers	13	22					
Best Scoring Run	12 (2 nd 2:27)	22 (1 st 5:59)	Paint	20	30		1st	2nd	TOT	
Lead Changes		0	Second Chance	6	11	CSUN	18	44	62	
Times Tied	0		Fast Breaks	8	11					
Time with Lead	00:00	39:42	Bench	20	16	RICH	55	35	90	

BOX SCORES



Official Basketball Box Score - Final
Wisconsin at Richmond
11/26/19 Barclays Center, Brooklyn
ROMAN LEGENDS CLASSIC presented by OLD TRAPPER - Semifinal Game 1

Game Time: 12:00 AM
Game Duration: 1:47

Officials: Randy McCall, Earl Walton, Donnie Eppley

Wisconsin - 52

Record: 4-2

NO.	Name	Min	FG M-A	3P M-A	FT M-A	Rebounds OR DR TOT	Fouls PF F	TP	AS	TO	ST	Blocks BS	BA	+/-
2	Aleem Ford	F 27:35	0-5	0-3	3-4	0 4 4	0 4 3	1	1	1	0	0	0	-4
35	Nate Reuvers	F 36:43	6-14	1-4	4-4	2 5 7	3 5 17	1	1	2	1	1	1	-12
0	D'Mitrik Trice	G 35:44	2-10	1-6	0-0	0 0 7	0 1 5	5	1	1	0	1	0	-6
23	Kobe King	G 25:26	3-7	1-4	3-4	2 2 4	2 3 10	0	3	0	1	0	0	-6
34	Brad Davison	G 30:03	2-6	1-4	0-0	1 4 5	3 2 5	0	4	2	0	1	1	-14
1	Brevin Pritzl	26:26	2-5	1-3	0-0	0 5 5	3 0 5	0	2	0	0	0	0	-13
5	Tyler Wahl	15:49	2-2	2-2	1-2	1 1 2	3 1 7	0	0	1	0	0	0	-1
12	Trevor Anderson	02:14	0-1	0-1	0-0	0 0 0	0 0 0	0	0	1	0	0	0	-6
Team						2 0 2	0 0 2	0	2					
Totals			17-50	7-27	11-14	8 28 36	14 16 52	7	15	6	2	3	-10	

Technical Fouls: NONE

Shooting By Period		
1st FG%	10-26	38.5%
3PT%	3-15	20.0%
FT%	6-8	75%
2nd FG%	7-24	29.2%
3PT%	4-12	33.3%
FT%	5-6	83.3%
GM FG%	17-50	34.0%
3PT%	7-27	25.9%
FT%	11-14	78.6%

Dead Ball Rebounds: 1, 0



Official Basketball Box Score - Final
Auburn at Richmond
11/27/19 Barclays Center, Brooklyn
ROMAN LEGENDS CLASSIC presented by OLD TRAPPER - Championship Game

Game Time: 12:30 AM
Game Duration: 2:03
Attendance: 6,420

Officials: Bo Boroski, Chris Beaver, Edwin Young

Auburn - 79

Record: 7-0

NO.	Name		Min	FG		3P	Rebounds			Fouls		TP	AS	TO	ST	Blocks		+/-			
				M-A	FT	M-A	OR	DR	TOT	PF	FD					BS	BA				
3	Danjel Purloy	F	31:43	3-7	1-3	6-7	2	7	9	1	3	13	0	2	1	0	0	13			
23	Isaac Okoro	F	22:56	4-6	0-1	1-1	2	4	6	4	2	9	1	2	0	1	0	15			
50	Austin Wiley	C	22:17	6-7	0-0	6-11	4	4	8	3	8	18	0	2	0	2	1	0			
5	J'Von McCormick	G	29:51	2-9	1-3	2	1	5	6	1	1	7	6	4	2	0	0	17			
10	Samir Doughty	G	34:16	7-16	2-6	6-8	1	0	1	0	5	22	3	0	1	0	0	13			
22	Allen Flanagan		13:04	1-3	0-0	1-2	3	1	4	3	1	3	0	1	0	0	0	-2			
24	Antemee McLemore		19:42	1-3	0-2	0-0	1	1	2	2	0	2	1	1	3	1	0	17			
1	Jamal Johnson		15:46	2-3	1-2	0-0	1	2	3	2	1	5	1	0	0	0	0	5			
35	Devan Cambridge		06:11	0-5	0-2	0-0	1	1	2	1	0	0	0	1	0	0	0	-1			
2	Jaylin Williams		01:58	0-0	0-0	0-0	0	0	0	0	0	0	0	0	0	0	0	-3			
0	Tyrell Jones		01:08	0-1	0-0	0-0	0	0	0	0	0	0	0	0	0	0	0	-2			
13	Babatunde Akingbola		01:08	0-0	0-0	0-0	0	0	0	0	0	0	0	0	0	0	0	-2			
Team							2 1 3					0									
Totals							26-60	5-19	22-31	18	26	44	17	21	79	12	13	7	4	2	14

Technical Fouls: NONE

Shooting By Period		
1st FG%	9-26	34.6%
3PT%	14-22	63.6%
FT%	17-34	50.0%
2nd FG%	17-34	50.0%
3PT%	3-9	33.3%
FT%	8-9	88.9%
GM FG%	26-60	43.3%
3PT%	5-19	26.3%
FT%	22-31	71.0%

Dead Ball Rebounds: 3, 0

Richmond - 62

Record: 5-0

NO.	Name		Min	FG	3P	FT	Rebounds	Fouls	TP	AS	TO	ST	Blocks	BS	BA			
							OR	DR	PF						+/			
4	Nathan Cayo	F	25:07	5-6	0-0	0-0	2	10	2	3	1	0	1	1	0	17		
33	Grant Golden	F	26:59	7-12	0-0	2-4	2	12	12	4	3	16	1	1	1	0	6	
0	Jacob Gilyard	G	38:05	1-5	1-3	2-2	0	3	3	1	2	5	5	3	1	0	10	10
1	Blake Francis	G	35:17	8-18	3-9	0-0	0	0	0	0	4	19	6	2	1	0	0	14
5	Nick Sherod	G	34:22	3-9	2-4	0-0	0	4	4	2	1	8	0	1	1	0	1	8
2	Souleymane Koureissi		08:30	1-1	0-0	0	1	2	3	4	1	2	0	1	2	0	0	7
22	Andre Gustavson		13:36	1-3	0-0	0	1	1	2	1	1	2	0	1	0	1	0	-3
3	Tyler Burton		08:25	0-2	0-1	0-0	0	4	4	0	0	0	0	1	0	0	0	-2
15	Matt Grace		04:31	0-0	0-0	0-0	0	0	0	1	0	0	0	0	0	0	0	-3
11	Jake Wojcik		05:08	0-0	0-0	0-0	0	1	1	0	1	0	0	0	0	0	0	-4
Team							0	0	0				0					
Totals				26-56	6-17	4-6	4	27	31	16	14	52	12	10	7	3	2	10

Technical Fouls: NONE

Shooting By Period		
1st FG%	14-31	45.2%
3PT%	3-10	30.0%
FT%	0-1	0%
2nd FG%	12-25	48.0%
3PT%	3-7	42.9%
FT%	4-5	80%
GM FG%	26-56	46.4%
3PT%	6-17	35.3%
FT%	4-6	66.7%

Dead Ball Rebounds: 0, 0

Biggest lead		UW	RICH
2 (2nd 9:56)		10 (2nd 1:00)	
Best Scoring Run		8 (2nd 9:56)	8 (2nd 2:58)
Lead Changes		4	
Times Tied		5	
Time with Lead		04:01	33:00

Points from Turnovers		UW	RICH
5		17	
Paint		10	28
Second Chance		4	2
Fast Breaks		4	6
Bench		12	4

Period by Period Scoring			
	1st	2nd	TOT
UW	29	23	52
RICH	31	31	62



Official Basketball Box Score - Final
Boston College at Richmond
11/30/19 Robins Center, Richmond
2019-20 Men's Basketball

Game Time: 7:30 PM
Game Duration: 1:48
Attendance: 5,531

Officials: Roger Ayers, Brent Hampton, Brian O'Connell

Boston College - 44

Record: 4-4

NO.	Name		Min	FG M-A	3P M-A	FT M-A	Rebounds OR DR TT	Fouls PF FT	TP	AS	TO	ST	BS Blocks	+/-
1	Jaius Hamilton	F	22:33	3-9	2-5	0-0	0 3 3	0 0 8	0	3	2	0	0	-10
21	Nik Popovic	F	31:39	1-7	0-2	0-0	2 4 6	2 0 2	3	1	0	0	1	-15
41	Steffon Mitchell	F	25:48	2-3	0-0	1-5	6 3 9	0 4 5	1	2	0	1	0	-12
5	Jay Heath	G	34:15	5-11	3-7	1-2	0 4 4	0 1 14	0	3	0	0	0	-13
11	Derryck Thornton	G	29:14	3-12	1-7	0-0	1 5 6	1 4 7	3	3	0	0	1	-19
0	CJ Felder		21:31	1-4	0-2	2-2	0 7 7	2 1 4	1	4	1	2	0	-14
2	Julian Rishwain		25:30	1-5	1-2	1 2 3	1 3 4	1 2 0	1	0	1	0	-9	
24	Chris Herren Jr.		04:10	0-3	0-0	0-0	0 0 0	0 0 0	0	1	0	0	0	-7
14	Kamari Williams		04:19	0-1	0-0	0-0	0 1 1	0 0 0	0	1	0	0	0	-2
13	Luka Kraljevic		01:01	0-0	0-0	0-0	0 0 0	0 0 0	0	0	0	0	0	1
Team							0 0 0		0	2				
Totals				16-55	7-28	5-11	10 29 39	6 13 44	11	18	2	3	2	-20

Technical Fouls: NONE

Shooting By Period		
1st FG%	9-30	30.0%
3PT%	5-19	26.3%
FT%	3-5	60%
2nd FG%	7-25	28.0%
3PT%	2-9	22.2%
FT%	2-6	33.3%
GM FG%	16-55	29.1%
3PT%	7-28	25.0%
FT%	5-11	45.5%

Dead Ball Rebounds: 3, 0

Richmond - 64

Record: 6-1

NO.	Name	Min	FG		3P		FT		Reb		Fouls		TP	AS	TO	ST	Blocks		BS	BA			
			M-A	FA	M-A	FA	OR	DR	PF	FF	PF	FF											
2	Souleymane Koureissi	F 13:33	1-2	0-0	0-0	0-0	1	1	3	0	2	0	4	0	2	1	0	2	1	0	20		
4	Nathan Cayo	F 25:09	4-6	0-0	1-1	0	4	4	2	1	9	1	1	0	0	0	0	10			13		
00	Jacob Gilyard	G 36:05	9-16	4-8	0-0	0	8	8	1	1	22	6	2	5	0	1	0	19			19		
1	Blake Francis	G 31:25	6-12	4-7	2-2	0	4	4	2	1	18	2	2	1	0	0	1	13			13		
5	Nick Sherod	G 29:30	1-9	0-5	0-0	1	2	3	1	0	2	5	3	1	0	0	0	8			8		
15	Matt Grace	08:32	0-2	0-1	0-0	0	2	2	0	0	1	0	1	0	0	0	0	1			1		
3	Tyler Burton	22:34	1-5	0-1	2-2	1	4	5	1	1	4	1	4	1	0	0	1	17			17		
22	Andre Gustavson	20:56	3-5	1-2	0-0	1	4	5	2	1	7	1	0	0	0	0	0	16			16		
11	Jake Wojcik	07:45	0-1	0-0	0-0	0	2	2	1	1	0	1	0	0	0	0	0	-1			-1		
0	Sullivan Kulju	01:18	0-0	0-0	0-0	0	0	0	0	0	0	0	0	0	0	0	0	-1			-1		
21	Tomas Verbinskis	01:18	0-0	0-0	0-0	0	0	0	0	0	0	0	0	0	0	0	0	-1			-1		
31	Jordan Gaitley	01:18	0-0	0-0	0-0	0	1	1	0	0	0	0	0	0	0	0	0	-1			-1		
12	Gabe Arizin	00:37	0-0	0-0	0-0	0	0	0	0	0	0	0	0	0	0	0	0	0			0		
Team									1 0 1														
Totals			25-58			9-24			5-5			4 32 36			13 6 44			18			13 11 2 3 20		

Technical Fouls: NONE

Shooting By Period		
1st FG%	10-30	33.3%
3PT%	2-10	20.0%
FT%	3-3	100%
2nd FG%	15-28	53.6%
3PT%	7-14	50.0%
FT%	2-2	100%
GM FG%	25-58	43.1%
3PT%	9-24	37.5%
FT%	5-5	100.0%

Dead Ball Rebounds: 0, 0

Biggest lead		BC	RICH
9 (1st 4:40)		24 (2nd 4:49)	
Best Scoring Run		10 (1st 13:05)	13 (2nd 8:14)
Lead Changes		7	
Times Tied		4	
Time with Lead		13:46	22:00

Points from Turnovers		BC	RICH
9		21	
Paint		16	28
Second Chance		10	4
Fast Breaks		5	12
Bench		8	11

Period by Period Scoring			
	1st	2nd	TOT
BC	26	18	44
RICH	25	39	64

BOX SCORES



Official Basketball Box Score - Final
South Alabama at Richmond
12/08/19 Robins Center, Richmond
2019-20 Men's Basketball

Game Time: 7:00 PM
Game Duration: 1:41
Attendance: 5,056

Officials: John Gaffney, Tim Clougherty, Ray Nall

South Alabama - 57

Record: 5-4

NO.	Name	Min	FG	3P	FT	Rebounds	Fouls	TP	AS	TO	ST	Blocks	+/-
			M-A	M-A	M-A	OR DR TOT	PF FO					BS BA	
33	Josh Ajayi	F 24:53	5-11	0-2	1-2	1 5 6	0 1	11	0	1	0	1	-15
42	Trhae Mitchell	F 31:07	2-9	1-4	0-0	0 6 6	0 2	5	4	0	2	0	-18
1	Herb McGee	G 31:30	3-6	3-5	3-5	0 2 2	2 2	12	1	1	2	0	-18
21	Chad Lott	G 34:01	3-9	0-0	4-6	7 2 9	0 3	10	3	2	1	0	-17
22	Andre Fox	G 27:19	5-14	2-6	0-0	0 1 1	2 0	12	1	3	1	0	-10
4	Tyrek Locrine	21:11	1-5	1-3	0-0	0 3 3	4 0	3	0	1	1	0	-8
32	Josh Aveni	15:07	0-2	0-2	2-2	1 2 3	1 1	2	0	3	0	1	-3
00	KK Curry	14:52	1-3	0-0	0-0	2 1 3	0 0	2	1	1	1	0	0
Team						0 1 1	0	1					
Totals			20-59	7-22	10-15	11 23 34	9 9	57	10	13	8	2 3	-18

Technical Fouls: NONE

Shooting By Period		
1st FG%	9-32	28.1%
3PT%	4-13	30.8%
FT%	2-4	50%
2nd FG%	11-27	40.7%
3PT%	3-9	33.3%
FT%	8-11	72.7%
GM FG%	20-59	33.9%
3PT%	7-22	31.8%
FT%	10-15	66.7%

Dead Ball Rebounds: 2, 0



Official Basketball Box Score - Final
Charleston at Richmond
12/14/19 Robins Center, Richmond
2019-20 Men's Basketball

Game Time: 10:00 PM
Game Duration: 1:55
Attendance: 5,804

Officials: Mike Eades, Tommy Morrissey, Ron Groover

Charleston - 71

Record: 5-5

NO.	Name	Min	FG	3P	FT	Rebounds	Fouls	TP	AS	TO	ST	Blocks	+/-
			M-A	M-A	M-A	OR DR TOT	PF FO					BS BA	
24	Jaylen McManus	F 32:47	2-5	0-2	0-0	2 5 7	2 0	4	1	2	0	1	-4
33	Osinachi Smart	C 12:07	1-2	0-0	0-0	2 0 2	1 0	2	0	0	0	0	7
1	Grant Riller	G 32:59	7-15	0-3	7-8	0 3 3	1 4	21	3	3	1	0	-2
2	Brevin Galloway	G 30:55	10-17	2-8	0-0	2 3 5	2 0	22	1	1	5	1	0
10	Zep Jasper	G 29:15	1-6	1-5	0-0	0 0 0	2 1	3	0	1	1	0	-9
20	Sam Miller	27:53	5-8	3-6	3-4	1 5 6	0 3	16	1	1	0	1	-14
3	DeAngelo Epps	07:13	0-0	0-0	0-0	0 1 1	0 0	0	0	1	0	0	-3
00	Jaylen Richard	05:17	0-1	0-1	0-0	0 1 1	0 0	0	0	1	0	0	0
13	Quan McClurey	12:38	1-7	0-1	0-0	2 1 3	2 0	2	0	1	0	0	0
23	Trevon Reddish	03:24	0-0	0-0	1-2	0 2 2	0 1	1	0	1	0	0	-1
5	Brenden Tucker	05:32	0-0	0-0	0-0	0 0 0	0 0	0	0	0	0	0	0
Team						1 0 1	0	0					
Totals			27-61	6-26	11-14	10 21 31	11 9	71	6	11	8	1 3	-7

Technical Fouls: NONE

Shooting By Period		
1st FG%	12-27	44.4%
3PT%	3-13	23.1%
FT%	4-6	66.7%
2nd FG%	15-34	44.1%
3PT%	3-13	23.1%
FT%	7-8	87.5%
GM FG%	27-61	44.3%
3PT%	6-26	23.1%
FT%	11-14	78.6%

Dead Ball Rebounds: 1, 0

Richmond - 75

Record: 8-1

NO.	Name	Min	FG	3P	FT	Rebounds	Fouls	TP	AS	TO	ST	Blocks	+/-
			M-A	M-A	M-A	OR DR TOT	PF FO					BS BA	
4	Nathan Cayo	F 19:20	4-7	0-0	0-0	1 0 1	1 1	8	0	5	1	0	2
33	Grant Golden	F 25:50	4-8	0-0	0-0	1 6 7	0 2	8	6	2	0	0	27
00	Jacob Gilyard	G 36:51	6-8	3-5	0-0	1 7 8	0 0	15	7	0	6	1	0
1	Blake Francis	G 32:23	4-10	3-6	4-4	0 1 1	1 3	15	4	2	0	0	11
5	Nick Sherod	G 33:15	6-10	5-8	0-0	0 9 9	1 0	17	1	1	1	0	20
15	Matt Grace	11:40	1-2	0-1	0-0	0 2 2	1 0	2	1	1	1	0	-8
2	Souleymane Koureissi	06:31	0-1	0-1	0-0	0 1 1	1 0	0	0	1	0	0	-4
22	Andre Gustavson	23:20	5-10	0-3	0-0	1 3 4	2 3	10	3	0	0	2	13
11	Jake Wojcik	08:18	0-1	0-1	0-0	0 2 2	2 0	0	0	0	0	0	6
10	Sullivan Kulju	01:16	0-1	0-0	0-0	1 0 1	0 0	0	0	0	0	0	-3
31	Jordan Gaitley	01:16	0-0	0-0	0-0	0 0 0	0 0	0	0	0	0	0	-3
Team						0 0 0	0	0					
Totals			30-58	11-25	4-4	5 31 36	9 9	75	22	12	9	3 2	18

Technical Fouls: NONE

Shooting By Period		
1st FG%	11-20	55.0%
3PT%	3-11	27.3%
FT%	4-4	100%
2nd FG%	19-30	63.3%
3PT%	8-14	57.1%
FT%	0-0	0%
GM FG%	30-58	51.7%
3PT%	11-25	44.0%
FT%	4-4	100.0%

Dead Ball Rebounds: 0, 0

	USA	RICH
Biggest lead	5 (1st 16:22)	26 (2nd 4:30)
Best Scoring Run	8 (1st 3:51)	9 (2nd 19:48)
Lead Changes	7	
Times Tied	2	
Time with Lead	07:58	29:49

Points from Turnovers		USA	RICH
Paint		24	32
Second Chance		10	8
Fast Breaks		1	8
Bench		7	12
Period by Period Scoring		USA	RICH
1st		24	33
2nd		51	75

Totals		31:59	9:25	7:9	8	26	34	9	11	78	19	10	7	3	1	7
Technical Fouls: NONE																
	COC	RICH	Points from Turnovers	COC	RICH	Period by Period Scoring										
Biggest lead	8 (1 st 15:49)	10 (1 st 1:25)	13	13		1st	2nd	TOT								
Best Scoring Run	8 (2 nd 18:55)	8 (1 st 1:25)	Paint	42	38	COC	31	40	71							
Lead Changes	3		Second Chance	14	14	RICH	39	39	78							
Times Tied	1		Fast Breaks	11	13											
Time with Lead	10:19	26:28	Bench	19	14											

Official Basketball Box Score -- Game Totals -- Final Statistics RICHMOND vs Old Dominion 12/18/19 7:05 PM at NORFOLK, Va.

RICHMOND 62 • 10-1

		Total	3-Ptr	Rebounds										
		FG-FGA	FG-FGA	FT-FTA	Off	Def	Tot	PF	TP	A	TO	Bk	Stl	Min
04	Cayo, Nathan	f 2-6	0-0	4-4	0	2	2	3	8	0	1	1	0	29
33	Golden, Grant	f 7-10	1-2	4-7	1	6	7	1	19	4	3	1	1	28
00	Gilyard, Jacob	g 2-8	0-3	2-2	0	3	3	1	6	4	0	1	4	40
01	Francis, Blake	g 7-17	3-7	1-2	1	3	4	3	18	3	4	0	2	33
05	Sherod, Nick	g 3-7	1-5	0-0	0	5	5	0	7	2	2	0	1	29
02	Koureissi, Souleymane	g 0-0	0-0	0-0	0	1	1	3	0	0	0	0	0	3
03	Burton, Tyler	g 0-2	0-1	0-0	1	3	4	1	0	0	1	0	0	9
11	Wojcik, Jake	g 0-0	0-0	0-0	0	0	0	0	0	0	0	0	0	2
15	Grace, Matt	g 0-0	0-0	0-0	1	0	1	2	0	0	0	0	0	5
22	Gustavson, Andre	g 0-1	0-1	4-4	0	1	1	3	4	1	1	0	0	22
Team														
Totals		21-51	5-19	15-19	5	26	31	17	62	14	12	3	8	200

FG % 1st Half: 10-26	38.5%	2nd half: 11-25	44.0%	Game: 21-51	41.2%	Deadball Rebounds 1
3FG % 1st Half: 1-9	11.1%	2nd half: 4-10	40.0%	Game: 5-19	26.3%	
FT % 1st Half: 10-13	76.9%	2nd half: 5-6	83.3%	Game: 15-19	78.9%	

Old Dominion 59 • 3-9

		Total	3-Ptr	Rebounds										
		FG-FGA	FG-FGA	FT-FTA	Off	Def	Tot	PF	TP	A	TO	Bk	Stl	Min
13	Aaron Carver	f 0-1	0-0	0-0	0	4	4	3	0	0	1	0	1	16
01	Jason Wade	g 3-5	0-1	3-4	2	4	6	2	9	1	2	1	2	27
03	Malik Curry	g 4-12	1-5	1-2	0	2	2	1	10	4	1	0	1	28
10	Xavier Green	g 5-11	1-4	3-3	1	4	5	2	14	1	3	0	1	33
11	A.J. Oliver II	g 2-10	2-6	2-3	0	1	1	2	8	2	1	1	1	34
00	Marquis Godwin	g 1-5	1-4	0-0	0	1	1	1	3	0	2	0	0	20
12	Jaylin Hunter	g 0-0	0-0	0-0	0	0	0	0	0	0	0	0	0	1
15	Joe Reece	g 1-2	0-1	0-0	0	1	1	0	2	0	2	0	0	5
22	Kalu Ezikpe	g 5-6	0-1	1-2	1	5	6	2	11	1	0	1	0	21
23	Dajour Dickens	g 0-0	0-0	2-2	0	5	5	1	2	0	2	0	1	15
Team														
Totals		21-52	5-22	12-16	6	28	34	14	59	9	14	3	7	200

FG % 1st Half: 10-27	37.0%	2nd half: 11-25	44.0%	Game: 21-52	40.4%	Deadball Rebounds 3
3FG % 1st Half: 3-13	23.1%	2nd half: 2-9	22.2%	Game: 5-22	22.7%	
FT % 1st Half: 4-6	66.7%	2nd half: 8-10	80.0%	Game: 12-16	75.0%	

Officials: Patrick Adams, Rick Crawford, Tyler Kumpf
Technical fouls: RICHMOND-None. Old Dominion-None.
Attendance: 6219
FLAGRANT FOUL ON UR'S GILYARD

Score by periods	1st	2nd	Total
RICHMOND	31	31	62
Old Dominion	27	32	59

Last FG - RICHMOND 2nd-00:02, ODU 2nd-01:40.
Largest lead - RICHMOND by 9 1st-08:14, ODU by 1 1st-18:47.
RICHMOND led for 34:27. ODU led for 00:50. Game was tied for 04:43.

Points	In Paint	Off T/O	2nd Chance	Fast Break	Bench
RICHMOND	30	14	2	6	4
ODU	28	16	6	4	18

Score tied - 3 times.
Lead changed - 2 times.



Official Basketball Box Score - Final
Radford at Richmond
12/22/19 Entertainment & Sports Arena, Washington, DC

BOX SCORES



Official Basketball Box Score - Final
Richmond at Alabama
12/29/19 Coleman Coliseum, Tuscaloosa
Alabama vs Richmond

Game Time: 11:30 PM
Game Duration: 2:06
Attendance: 5,960

Officials: Doug Showers, Ron Groover, Ted Valentine

Richmond - 78

Record: 10-3

NO.	Name	Min	FG	3P	FT	Rebounds	Fouls	TP	AS	TO	ST	Blocks	+/-
			M-A	M-A	M-A	OR DR TOT	PF FD					BS BA	
4	Nathan Cayo	F 16:17	1-4	0-0	1-2	1 4 5	4 2 3	0	1	1	0	1	-14
33	Grant Golden	F 28:59	7-17	0-1	0-1	3 8 11	1 2 14	3	3	0	1	2	-5
00	Jacob Gilyard	G 38:45	5-10	1-3	10-11	1 1 2	1 8 21	4	1	3	0	0	-7
1	Blake Francis	G 36:39	5-19	0-8	4-4	2 0 2	1 3 14	1	2	1	0	3	-7
5	Nick Sherod	G 27:11	2-8	1-5	0-0	0 3 3	1 0 5	2	1	1	0	0	-1
2	Souleymane Koureissi	08:41	1-1	0-0	0-0	0 0 0	3 1 1	2	0	1	0	0	-3
22	Andre Gustavson	07:21	0-1	0-1	0-0	0 0 0	1 1 0	0	0	1	0	0	-17
11	Jake Wojcik	19:24	5-5	4-4	3-4	1 4 5	2 2 17	0	1	2	0	0	-7
3	Tyler Burton	14:23	1-4	0-2	0-0	3 3 5	2 0 2	1	0	0	1	0	5
15	Matt Grace	02:20	0-0	0-0	0-0	0 0 0	0 0 0	0	0	0	0	0	-4
Team						3 0 3				0	0		
Totals			27-69	6-24	18-22	13 23 36	18 19 78	11	10	9	2	6	-12

Technical Fouls: NONE

Shooting By Period		
1st FG%	15-34	44.1%
3PT%	2-9	22.2%
FT%	7-9	77.8%
2nd FG%	12-35	34.3%
3PT%	4-15	26.7%
FT%	11-13	84.6%
GM FG%	27-69	39.1%
3PT%	6-24	25.0%
FT%	18-22	81.8%

Dead Ball Rebounds: 1, 0



Official Basketball Box Score - Final
Saint Joseph's at Richmond
01/03/20 Robins Center, Richmond
2019-20 Men's Basketball

Game Time: 12:00 AM
Game Duration: 1:54
Attendance: 5,016

Officials: Ted Valentine, Bert Smith, Bill Covington Jr.

Saint Joseph's - 52

Record: 3-10 (0-1)

NO.	Name	Min	FG	3P	FT	Rebounds	Fouls	TP	AS	TO	ST	Blocks	+/-
			M-A	M-A	M-A	OR DR TOT	PF FD					BS BA	
2	Myles Douglas	F 29:46	4-9	1-3	0-0	0 2 2	1 1 9	0	2	0	0	2	-23
12	Anthony Longpre	F 22:23	2-5	2-5	0-2	0 6 6	1 2 6	2	4	0	2	0	-21
1	Ryan Daly	G 31:29	3-8	0-2	2-4	1 3 4	2 4 8	3	6	1	1	0	-16
3	Cameron Brown	G 24:40	5-10	1-6	0-0	3 4 7	1 1 11	2	2	1	0	0	-16
10	Rahmir Moore	G 25:40	3-8	1-3	0-0	0 2 2	1 0 7	0	3	1	0	0	-26
00	Chereef Knox	20:29	2-6	1-4	0-0	1 0 1	4 0 5	1	2	1	1	0	-17
21	Lorenzo Edwards	17:37	1-9	0-4	0-0	3 6 9	5 1 1	2	1	1	0	0	-11
11	Toliver Freeman	14:08	1-3	0-2	0-0	0 3 3	0 0 2	0	0	0	0	0	2
5	Greg Smith	07:02	1-2	0-1	0-0	0 0 0	0 0 0	2	0	0	0	0	0
25	Dennis Ashley	06:46	0-0	0-0	0-0	0 2 2	3 0 0	0	0	1	0	0	-12
Team						2 0 2				0	0		
Totals			22-60	6-30	2-6	10 28 38	18 9 52	9	21	4	4	3	-32

Technical Fouls: NONE

Shooting By Period		
1st FG%	10-27	37.0%
3PT%	3-14	21.4%
FT%	0-2	0%
2nd FG%	12-33	36.4%
3PT%	3-16	18.8%
FT%	2-4	50%
GM FG%	22-60	36.7%
3PT%	6-30	20.0%
FT%	2-6	33.3%

Dead Ball Rebounds: 2, 0

Alabama - 90

Record: 7-5

NO.	Name	Min	FG	3P	FT	Rebounds	Fouls	TP	AS	TO	ST	Blocks	+/-
			M-A	M-A	M-A	OR DR TOT	PF FD					BS BA	
0	Javian Davis	F 12:12	1-1	0-0	0-0	1 1 2	3 0 2	1	1	0	0	0	2
3	Alex Reese	F 17:58	2-7	1-4	3-4	3 5 8	1 2 8	3	1	1	1	0	5
1	Herbert Jones	G 23:16	5-9	0-1	1-2	4 6 10	4 3 11	0	3	2	1	0	2
2	Kira Lewis Jr.	G 36:00	7-13	1-3	2-3	1 3 4	3 3 17	4	1	1	1	2	11
23	John Petty Jr.	G 34:26	6-10	3-4	2-2	2 4 6	1 2 17	4	7	0	2	0	6
5	Jaden Shackelford	30:33	8-18	6-13	6-7	2 6 8	1 4 28	0	0	0	0	0	18
30	Galin Smith	16:15	0-0	0-0	0-1	2 3 5	3 2 0	0	0	0	1	0	4
11	James Bolden	23:56	2-7	1-4	0-0	0 2 2	3 1 5	2	2	0	0	0	16
12	Jaylen Forbes	05:24	0-1	0-1	2-2	0 1 1	0 1 2	0	0	0	0	0	-4
Team						2 1 3				0	0		
Totals			31-66	12-30	16-21	17 32 49	20 18 90	14	15	4	6	2	12

Technical Fouls: Coach 1st 2nd 3rd 4th

Shooting By Period		
1st FG%	16-37	43.2%
3PT%	5-19	26.3%
FT%	6-8	75%
2nd FG%	15-29	51.7%
3PT%	7-11	63.6%
FT%	10-13	76.9%
GM FG%	31-66	47.0%
3PT%	12-30	40.0%
FT%	16-21	76.2%

Dead Ball Rebounds: 0, 0

UR		UA	
Biggest lead	5 (1 st 17:50)	16 (2 nd 10:31)	
Best Scoring Run	8 (1 st 1:40)	11 (1 st 13:53)	
Lead Changes	4		
Times Tied	0		
Time with Lead	03:41	36:04	

Points from		UR		UA	
Turnovers	13	12			
Paint	34	38			
Second Chance	9	17			
Fast Breaks	2	10			
Bench	21	35			
Period by Period Scoring		1st	2nd	TOT	
UR	39	39	78		
UA	43	47	90		

Richmond - 84

Record: 11-3 (1-0)

NO.	Name	Min	FG	3P	FT	Rebounds	Fouls	TP	AS	TO	ST	Blocks	+/-
			M-A	M-A	M-A	OR DR TOT	PF FD					BS BA	
4	Nathan Cayo	F 18:59	2-6	0-0	0-0	0 1 1	3 0 4	1	0	1	2	1	15
33	Grant Golden	F 19:33	3-6	0-0	2-2	1 6 7	1 3 8	4	1	0	1	0	10
00	Jacob Gilyard	G 29:45	6-13	1-6	0-0	1 3 4	1 2 13	3	1	2	0	0	22
1	Blake Francis	G 30:37	8-16	2-6	5-5	0 3 3	2 4 23	0	1	2	0	1	24
5	Nick Sherod	G 19:55	4-8	1-4	0-0	0 5 5	1 1 9	2	0	0	0	0	17
15	Matt Grace	12:52	1-1	0-0	2-2	1 3 4	0 3 4	3	2	0	0	0	17
11	Jake Wojcik	17:39	4-5	3-4	3-3	0 0 0	1 2 14	3	1	2	0	0	29
3	Tyler Burton	09:51	1-2	0-1	2-2	0 2 2	0 1 4	0	1	0	1	0	0
22	Andre Gustavson	25:55	0-2	0-1	0-0	2 3 5	0 1 0	0	0	1	2	0	0
2	Souleymane Koureissi	08:19	1-3	1-2	0-0	0 2 2	0 0 3	0	0	0	0	1	11
31	Jordan Gatley	03:01	1-1	0-0	0-0	0 0 0	0 1 2	0	0	0	0	0	-1
10	Sullivan Kulju	02:06	0-1	0-1	0-0	0 0 0	0 0 0	0	0	0	0	0	0
12	Gabe Arizin	01:28	0-1	0-0	0-0	1 0 1	0 0 0	0	0	0	0	0	1
Team						0 0 0				0	0		
Totals			31-65	8-25	14-14	6 28 34	9 18 84	16	8	9	3	4	32

Technical Fouls: NONE

SJU		RICH	
Biggest lead	1 (1 st 8:38)	35 (2 nd 1:03)	
Best Scoring Run	7 (2 nd 10:48)	12 (1 st 3:31)	
Lead Changes	2		
Times Tied	0		
Time with Lead	01:21	37:38	

Points from		SJU		RICH	
Turnovers	5	27			
Paint	28	44			
Second Chance	15	5			
Fast Breaks	5	9			
Bench	11	27			
Period by Period Scoring		1st	2nd	TOT	
SJU	23	29	52		
RICH	44	40	84		



Official Basketball Box Score - Final
Richmond at Rhode Island
01/05/20 Thomas M. Ryan Center, South Kingstown
2019-20 Men's Basketball

Game Time: 5:04 PM
Game Duration: 1:46
Attendance: 5,305

Officials: Roger Ayers, Jeffrey Clark, Nathan Farrell

Richmond - 69

Record: 12-3 (2-0)

NO.	Name	Min	FG	3P	FT	Rebounds	Fouls	TP	AS	TO	ST	Blocks	+/-
			M-A	M-A	M-A	OR DR TOT	PF FD					BS BA	
4	Nathan Cayo	F 28:49	7-14	0-0	5-7	3 8 11	1 5 19	1	0	1	2	2	2
33	Grant Golden	F 27:07	5-16	0-1	0-1	2 7 9	1 1 10	5	2	0	1	0	9
0	Jacob Gilyard	G 29:32	3-9	0-3	0-0	1 4 5	2 2 6	4	0	2	0	1	-8
1	Blake Francis	G 36:36	5-12	3-7	0-0	0 3 3	1 3 13	0	4	1	0	1	10
5	Nick Sherod	G 29:31	5-10	3-4	0-0	2 6 8	3 0 13	2	0	1	0	2	2
15	Matt Grace	11:05	0-1	0-1	0-0	0 3 3	2 1 0	1	0	0	0	0	2
22	Andre Gustavson	11:34	0-0	0-0	0-0	0 0 0	0 0 0	0	0	3	0	0	5
3	Tyler Burton	10:21	2-2	2-2	0-0	2 2 0	6 0 0	0	0	0	0	0	8
11	Jake Wojcik	13:37	1-2	0-1	0-0	0 0 0	1 0 2	0	1	0	0	0	13
2	Souleymane Koureissi	01:48	0-0	0-0	0-0	0 0 0	1 0 0	0	0	0	0	0	-3
Team						0 0 0				0	1		
Totals			28-66	8-19	5-8	8 33 41	14 12 69	13	9	7	2	6	8

Technical Fouls: NONE

Shooting By Period		
1st FG%	11-29	37.9%
3PT%	4-9	44.4%
FT%	4-7	57.1%
2nd FG%	17-37	45.9%
3PT%	4-10	40.0%
FT%	1-1	100%
GM FG%	28-66	42.4%
3PT%	8-19	42.1%
FT%	5-8	62.5%

Dead Ball Rebounds: 0, 0

Rhode Island - 61

Record: 8-6 (0-1)

BOX SCORES



Official Basketball Box Score - Final
Richmond at Davidson
01/15/20 Bsk. Arena, Davidson
2019-20 Men's Basketball

Game Time: 12:00 AM
Game Duration: 2:30
Attendance: 3,503

Officials: Jamie Luckie, Chuck Jones, Tony Greene

Richmond - 70

Record: 13-4 (3-1)

NO.	Name	Min	FG	3P	FT	Rebounds	Fouls	TP	AS	TO	ST	Blocks	BS	BA	+
4	Nathan Cayo	F 29:24	4-8	0-0	2-2	1 5 6	5 1	10	1	0	0	1 1	12		
33	Grant Golden	F 28:09	3-7	0-0	3-4	0 2 2	2 3	9	4	3	0	0 0	-1		
00	Jacob Gilyard	G 40:00	4-11	4-7	4-4	0 5 5	2 4	16	7	2	3	0 2	6		
5	Nick Sherod	G 34:39	7-14	4-10	0-0	1 5 6	1 0	18	1	1	2	1 0	3		
22	Andre Gustavson	G 34:42	2-3	0-0	4-4	0 2 2	2 2	8	1	1	0	0 0	3		
11	Jake Wojcik	11:45	2-5	1-4	2-2	0 2 2	3 1	7	1	1	0	0 0	0		
15	Matt Grace	06:01	0-1	0-1	0-0	1 0 1	3 0	0	1	1	0	0 0	-1		
3	Tyler Burton	10:09	0-0	0-0	0-0	0 3 3	0 1	0	0	1	0	0 0	-6		
2	Souleymane Koureissi	05:11	1-2	0-0	0-0	0 1 1	2 1	2	0	0	1	0 0	7		
Team						1 1 2		0		2					
Totals			23:51	9-22	15-16	4 26 30	20 13	70	16	10	6	2 3 6			

Technical Fouls: NONE

Shooting By Period		
1 st FG%	13-32	40.6%
3PT%	5-15	33.3%
FT%	4-4	100%
2 nd FG%	10-19	52.6%
3PT%	4-7	57.1%
FT%	11-12	91.7%
GM FG%	23-51	45.1%
3PT%	9-22	40.9%
FT%	15-16	93.8%

Dead Ball Rebounds: 2, 0



Official Basketball Box Score - Final
Richmond at George Mason
01/18/20 EagleBank Arena, Fairfax
2019-20 Men's Basketball

Game Time: 7:30 PM
Game Duration: 2:01
Attendance: 4,603

Officials: Evon Borroughs, Scott Arbogast, Kenneth Clark

Richmond - 97

Record: 14-4 (4-1)

NO.	Name	Min	FG	3P	FT	Rebounds	Fouls	TP	AS	TO	ST	Blocks	BS	BA	+
4	Nathan Cayo	F 20:39	3-3	0-0	1-4	0 3 3	4 3	7	1	2	0	1 0	-3		
33	Grant Golden	F 28:04	10-13	0-0	5-7	0 4 4	0 7	25	0	3	1	2 0	9		
0	Jacob Gilyard	G 39:33	6-9	0-3	8-8	0 2 2	2 4	20	8	1	3	0 0	8		
5	Nick Sherod	G 35:03	7-10	3-6	2-2	0 3 3	3 1	19	0	1	1	0 0	2		
22	Andre Gustavson	G 24:30	3-5	0-0	2-2	0 1 1	2 1	8	1	2	3	1 0	-7		
15	Matt Grace	05:49	0-1	0-0	0-0	0 0 0	1 0	0	2	0	0	0 0	0		
11	Jake Wojcik	20:59	0-0	0-0	6-6	0 2 2	2 4	6	0	1	1	0 0	26		
2	Souleymane Koureissi	06:46	0-1	0-0	0-0	0 0 0	2 1	0	0	0	1	1 1	1		
3	Tyler Burton	18:37	4-7	2-5	2-2	1 5 6	1 2	12	0	0	1	1 0	14		
Team						1 4 5		0		1					
Totals			33:49	5-14	26-33	2 24 26	17 23	97	12	11	11	6 1 10			

Technical Fouls: NONE

Shooting By Period		
1 st FG%	18-27	66.7%
3PT%	3-8	37.5%
FT%	3-7	42.9%
2 nd FG%	15-22	68.2%
3PT%	2-6	33.3%
FT%	23-26	88.5%
GM FG%	33-49	67.3%
3PT%	5-14	35.7%
FT%	26-33	78.8%

Dead Ball Rebounds: 1, 0

George Mason - 87

Record: 12-6 (1-4)

NO.	Name	Min	FG	3P	FT	Rebounds	Fouls	TP	AS	TO	ST	Blocks	BS	BA	+
12	AJ Wilson	F 34:49	7-11	1-2	4-6	0 8 8	3 5	19	2	2	0	1 1	-6		
33	Greg Galiste	F 10:41	2-2	0-0	0-0	1 1 2	4 0	4	1	2	0	0 0	8		
2	Xavier Johnson	G 36:42	3-7	0-1	4-5	1 1 2	4 2	10	4	5	1	0 1	-9		
11	Jordan Miller	G 35:17	4-9	2-5	2-2	1 0 1	2 2	12	2	2	0	0 2	-9		
23	Javon Greene	G 38:45	15-22	5-10	4-6	4 0 4	4 6	39	4	1	5	0 1	-8		
0	Goanar Mar	16:43	0-3	0-2	1-2	1 1 2	2 1	1	0	1	1	0 1	-10		
13	Josh Odure	20:12	1-2	0-0	0-0	2 4 6	3 1	2	0	1	0	0 0	-6		
20	Jason Douglas-Stanley	06:44	0-3	0-2	0-0	0 1 1	1 0	0	1	1	0	0 0	-10		
21	Jack Tempchin	00:07	0-0	0-0	0-0	0 0 0	0 0	0	0	0	0	0 0	0		
Team						2 0 2		0		0					
Totals			32:59	8-22	15-21	8 20 28	23 17	87	14	15	7	1 6 10			

Technical Fouls: NONE

Shooting By Period		
1 st FG%	15-25	60.0%
3PT%	5-10	50.0%
FT%	4-6	66.7%
2 nd FG%	17-34	50.0%
3PT%	3-12	25.0%
FT%	11-15	73.3%
GM FG%	32-59	54.2%
3PT%	8-22	36.4%
FT%	15-21	71.4%

Dead Ball Rebounds: 1, 0

	RIC	DAV
Biggest lead	17 (2 nd 7:57)	2 (1 st 15:05)
Best Scoring Run	10 (2 nd 7:57)	7 (2 nd 15:54)
Lead Changes	6	
Times Tied	5	
Time with Lead	36:07	01:42

Points from	RIC	DAV
Turnovers	11	8
Paint	24	20
Second Chance	0	13
Fast Breaks	10	9
Bench	9	9

Period by Period Scoring			
	1st	2nd	TOT
RIC	35	35	70
DAV	27	37	64

	RICH	MASON
Biggest lead	14 (2 nd 3:06)	10 (1 st 12:04)
Best Scoring Run	10 (1 st 7:04)	5 (1 st 19:03)
Lead Changes	1	
Times Tied	3	
Time with Lead	25:32	12:51

Points from	RICH	MASON
Turnovers	14	13
Paint	46	40
Second Chance	2	7
Fast Breaks	26	14
Bench	18	3

Period by Period Scoring			
	1st	2nd	TOT
RICH	42	55	97
MASON	39	48	87



Official Basketball Box Score - Final
La Salle at Richmond
01/23/20 Robins Center, Richmond
2019-20 Men's Basketball

Game Time: 12:00 AM
Game Duration: 1:57
Attendance: 5,073

Officials: Raymie Syons, Anthony Jordan, Dayne Gladden

La Salle - 57

Record: 10-8 (1-5)

NO.	Name	Min	FG	3P	FT	Rebounds	Fouls	TP	AS	TO	ST	Blocks	BS	BA	+
11	Ed Crosswell	F 23:04	4-8	0-0	5-6	7 4 11	3 4	13	0	2	3	1 1	-6		
00	Ayinde Hikim	G 16:18	1-3	0-1	0-2	0 3 3	1 1	2	1	2	1	0 0	-12		
2	Scott Spencer	G 31:39	1-8	1-7	0-0	0 2 2	1 0	3	1	1	1	0 0	-14		
10	Isiah Deas	G 21:37	1-8	1-4	0-0	0 0 0	2 1	3	0	2	0	0 1	-18		
13	Saul Phiri	G 14:42	0-3	0-1	0-0	0 1 0	3 0	0	0	0	0	1 0	-8		
1	David Beatty	29:32	4-11	2-7	1-2	0 1 1	3 3	11	2	2	1	0 0	-10		
23	Brandon Stone	13:58	2-2	0-0	0-0	2 3 5	5 1	4	0	2	0	0 0	-13		
4	Sherif Kenney	30:08	6-13	3-7	4-9	1 3 4	2 10	19	3	3	4	0 1	-7		
3	Christian Ray	19:02	0-2	0-2	2-2	0 3 3	1 1	2	2	0	1	0 0	-2		
Team						0 0 0		0		0					
Totals			19:58	7-29	12-21	10 19 29	21 21	57	9	14	11	2 3 18			

Technical Fouls: NONE

Shooting By Period		
1 st FG%	7-26	26.9%
3PT%	2-11	18.2%
FT%	3-6	50%
2 nd FG%	12-32	37.5%
3PT%	5-18	27.8%
FT%	9-15	60%
GM FG%	19-58	32.8%
3PT%	7-29	24.1%
FT%	12-21	57.1%

Dead Ball Rebounds: 3, 0

Richmond - 75

Record: 15-4 (5-1)

NO.	Name	Min	FG	3P	FT	Rebounds	Fouls	TP	AS	TO	ST	Blocks	BS	BA	+
4	Nathan Cayo	F 24:45	2-3	0-0	3-4	0 5 5	3 3	7	1	2	0	1 0	11		
33	Grant Golden	F 16:34	6-6	0-0	3-5	0 3 3	4 3	15	1	3	0	1 0	14		
00	Jacob Gilyard	G 36:44	2-6	1-5	5-7	0 2 2	1 5	10	5	4	3	0 0	20		
5	Nick Sherod	G 26:33	2-7	1-3	2-2	0 5 5	0 1	7	2	3	0	0 0	12		
22	Andre Gustavson	G 27:41	2-4	0-2	1-2	1 2 3	4 2	5	0	2	1	0 1	11		
15	Matt Grace	13:25	1-1	0-0	0-0	1 1 2	3 0	2	3	0	0	0 0	11		
3	Tyler Burton	21:04	5-8	0-2	4-5	0 9 9	3 3	14	1	4	2	1 1	4		
11	Jake Wojcik	23:58	4-5	3-4	0-0	0 1 1	2 2	11	1	1	0	0 0	15		
2	Souleymane Koureissi	09:16	0-0	0-0	4-4	0 3 3	1 2	4	0	1	2	0 0	2		
Team						0 3 3		0		0					
Totals			24:40	5-16	22-29	2 34 36	21 21	75	14	20	8	3 2 18			

Technical Fouls: NONE

	LAS	RIC
Biggest lead	0 (1 st 20:00)	25 (2 nd 8:24)
Best Scoring Run	8 (1 st 9:45)	10 (1 st 14:45)
Lead Changes	0	
Times Tied	0	
Time with Lead	00:00	39:40

Points from	LAS	RIC
Turnovers	15	15
Paint	22	34
Second Chance	6	2
Fast Breaks	9	6
Bench	36	31

Period by Period Scoring			
	1st	2nd	TOT
LAS	19	38	57
RICH	35	40	75



Official Basketball Box Score - Final
Dayton at Richmond
01/25/20 Robins Center, Richmond
2019-20 Men's Basketball

Game Time: 11:00 PM
Game Duration: 2:14
Attendance: 7,201

Officials: Leslie Jones, Bret Smith, Chance Moore

Dayton - 87

Record: 18-2 (7-0)

Dayton - 87		Record: 18-27-5													
NO.	Name		FG	3P	FT	Rebounds	Fouls	TP	AS	TO	ST	Blocks	BS	BA	+/-
			M/A	M/A	M/A	OR	DR	FT							
1	Oby Toppin	F 33:07	9-15	1-2	5-7	1 11	12	1 4	24	3	3	0	4	1	
33	Ryan Mikesell	F 32:54	4-11	1-4	1-3	1 6	7	2 2	10	1	2	0	2	0	4
0	Rodney Chatman	G 26:06	1-3	0-0	0-0	2	2	3 0	2	1	2	0	0	1	-3
3	Trey Landers	G 19:22	2-3	0-0	2-2	3 4	7	4 1	6	1	1	0	0	0	11
10	Jalen Crutcher	G 28:23	8-12	4-7	4-4	0 8	8	1 4	24	7	1	2	0	0	15
2	Ibi Watson	B 28:20	4-8	1-5	5-7	0 1	1	2 2	14	1	2	1	1	0	1
32	Jordy Tshimanga	10:53	1-1	0-0	3-4	1 1	2	2 3	5	1	3	0	0	0	2
35	Dwayne Cohill	09:14	0-0	0-0	2-2	1 1	1	1 2	0	0	0	0	0	0	-7
31	Jhery Matos	07:41	0-1	0-0	0-0	1 1	1	1 0	1	0	0	1	0	0	8
Team						0	0	0 0							
Totals			26-54	7-19	22-30	6 35	41	18 17	87	16	15	3	9	2	1

SPIDERS RANKS

TEAM RANKS

Statistic	National Rank	Conference Rank	Value
3-pt Field Goal Attempts (349 ranked)	147	7	456
Assist Turnover Ratio (350 ranked)	10	2	1.38
Assists Per Game (350 ranked)	36	2	15.5
Blocked Shots Per Game (350 ranked)	239	13	2.7
Defensive Rebounds per Game (350 ranked)	146	5	26.25
Fewest Fouls (350 ranked)	82	5	322
Fewest Turnovers (350 ranked)	26	2	224
Field-Goal Percentage (350 ranked)	33	2	47.0
Field-Goal Percentage Defense (350 ranked)	149	8	41.8
Free Throw Attempts (350 ranked)	313	12	302
Free Throws Made (350 ranked)	238	10	242
Free-Throw Percentage (350 ranked)	3	1	80.1
Offensive Rebounds Per Game (350 ranked)	338	14	7.00
Personal Fouls Per Game (350 ranked)	79	2	16.1
Rebound Margin (350 ranked)	309	13	-3.5
Scoring Defense (350 ranked)	177	11	69.0
Scoring Margin (350 ranked)	83	4	7.3
Scoring Offense (350 ranked)	67	2	76.2
Steals Per Game (350 ranked)	57	4	7.9
Three Pt FG Defense (350 ranked)	44	2	30.0
Three-Point Field Goals Per Game (350 ranked)	63	4	8.6
Three-Point Field-Goal Percentage (350 ranked)	27	1	37.7
Total 3-point FGM (350 ranked)	71	3	172
Total Assists (350 ranked)	50	2	310
Total Blocks (350 ranked)	237	12	54
Total Rebounds (350 ranked)	275	12	665
Total Rebounds Per Game (350 ranked)	297	13	33.25
Total Steals (350 ranked)	56	3	158
Turnover Margin (347 ranked)	45	3	2.7
Turnovers Forced (350 ranked)	161	8	13.90
Turnovers Per Game (350 ranked)	22	1	11.2
Won-Lost Percentage (350 ranked)	40	3	75.0

INDIVIDUAL RANKS

Statistic	Player	National Rank	Conference Rank	Value
3-pt Field Goal Attempts (248 ranked)	Nick Sherod	122	5	129
	Blake Francis	165	7	119
Assist Turnover Ratio (250 ranked)	Jacob Gilyard	15	1	2.85
	Grant Golden	191	11	1.57
Assists Per Game (250 ranked)	Jacob Gilyard	35	3	5.6
Blocked Shots Per Game (220 ranked)				
Defensive Rebounds per Game (250 ranked)	Grant Golden	89	8	5.83
Double Doubles (216 ranked)	Grant Golden	216	12	3
Field-Goal Percentage (250 ranked)	Grant Golden	97	4	50.5
Free Throw Attempts (248 ranked)				
Free Throws Made (250 ranked)				
Free-Throw Percentage (250 ranked)	Jacob Gilyard	40	1	86.6
	Blake Francis	61	4	85.1
Minutes Per Game (250 ranked)	Jacob Gilyard	22	2	36:43
Offensive Rebounds Per Game (250 ranked)				
Points Per Game (250 ranked)	Blake Francis	84	4	17.6
Rebounds Per Game (250 ranked)	Grant Golden	196	10	7.0
Steals Per Game (249 ranked)	Jacob Gilyard	1	1	3.25
Three-Point Field Goals Per Game (247 ranked)	Nick Sherod	58	3	2.75
	Blake Francis	58	3	2.75
	Jacob Gilyard	236	9	2.05
Three-Point Field-Goal Percentage (100 ranked)	Nick Sherod	22	1	42.6
	Blake Francis	68	5	37.0
Total 3-point FGM (248 ranked)	Nick Sherod	50	3	55
	Blake Francis	172	7	44
	Jacob Gilyard	232	9	41
Total Assists (248 ranked)	Jacob Gilyard	37	3	111
Total Blocks (245 ranked)				
Total Field Goal Attempts (250 ranked)	Blake Francis	231	8	235
Total Field Goals Made (241 ranked)				
Total Minutes (250 ranked)	Jacob Gilyard	42	2	734:27
Total Points (249 ranked)	Jacob Gilyard	244	6	295
Total Rebounds (250 ranked)				
Total Steals (231 ranked)	Jacob Gilyard	1	1	65
Triple Doubles (1 ranked)				



SPIDERS SEASON STATS (A-10 GAMES)

Game Records

Record	Overall	Home	Away	Neutral
ALL GAMES	5-2	2-2	3-0	0-0
CONFERENCE	5-2	2-2	3-0	0-0
NON-CONFERENCE	0-0	0-0	0-0	0-0

Score by Periods

Team	1st	2nd	OT	TOT
Richmond	249	283	0	532
Opponents	198	284	0	482

Team Box Score

No.	Player				Total		3-Point		F-Throw		Rebounds													
		GP-GS	MIN	AVG	FG-FGA	FG%	3FG-FGA	3FG%	FT-FTA	FT%	OFF	DEF	TOT	AVG	PF	DQ	A	TO	BLK	STL	PTS	AVG		
1	FRANCIS, Blake	3-3	98:05	32.7	19-41	.463	7-21	.333	5-5	1.000	0	7	7	2.3	4	0	0	10	0	4	50	16.7		
5	SHEROD, Nick	7-7	205:05	29.3	38-79	.481	18-39	.462	10-13	.769	6	35	41	5.9	9	0	9	6	1	6	104	14.9		
00	GILYARD, Jacob	7-7	253:55	36.3	31-72	.431	11-37	.297	23-26	.885	2	19	21	3.0	15	0	32	16	1	19	96	13.7		
33	GOLDEN, Grant	7-7	176:23	25.2	33-71	.465	0-3	.000	18-26	.692	6	30	36	5.1	10	0	24	14	6	2	84	12.0		
4	CAYO, Nathan	7-7	170:21	24.3	25-50	.500	0-0	.000	16-22	.727	8	30	38	5.4	20	1	5	6	6	2	66	9.4		
11	WOJCIK, Jake	7-0	116:08	16.6	13-22	.591	8-17	.471	11-11	1.000	0	8	8	1.1	12	0	6	4	0	3	45	6.4		
3	BURTON, Tyler	7-0	101:02	14.4	14-25	.560	4-10	.400	9-10	.900	3	26	29	4.1	13	0	1	6	3	4	41	5.9		
22	GUSTAVSON, Andre	7-4	169:58	24.3	11-21	.524	0-3	.000	7-8	.875	3	14	17	2.4	13	0	4	6	1	11	29	4.1		
31	GAITLEY, Jordan	1-0	03:01	3.0	1-1	1.000	0-0	.000	0-0	.000	0	0	0	0.0	0	0	0	0	0	0	2	2.0		
2	KOUREISSI, Souleymane	7-0	40:43	5.8	2-7	.286	1-2	.500	4-6	.667	0	6	6	0.9	10	0	1	1	1	4	9	1.3		
15	GRACE, Matt	7-0	59:28	8.5	2-7	.286	0-3	.000	2-2	1.000	4	8	12	1.7	10	0	10	4	0	0	6	0.9		
10	KULJU, Sullivan	1-0	02:06	2.1	0-1	.000	0-1	.000	0-0	.000	0	0	0	0.0	0	0	0	0	0	0	0	0.0		
12	ARIZIN, Gabe	1-0	01:28	1.5	0-1	.000	0-0	.000	0-0	.000	1	0	1	1.0	0	0	0	0	0	0	0	0.0		
Team											3	8	11				7							
Total		7	1398		189-398	.475	49-136	.360	105-129	.814	36	191	227	32.4	116	1	92	80	19	55	532	76.0		
Opponents		7	1400		172-409	.421	42-161	.261	96-138	.696	67	189	256	36.6	118	3	79	98	28	40	482	68.9		

Team Statistics

	UR	OPP
Scoring	532	482
Points per game	76.0	68.9
Scoring margin	+7.1	-
Field goals-att	189-398	172-409
Field goal pct	.475	.421
3 point fg-att	49-136	42-161
3-point FG pct	.360	.261
3-pt FG made per game	7.0	6.0
Free throws-att	105-129	96-138
Free throw pct	.814	.696
F-Throws made per game	15.0	13.7
Rebounds	227	256
Rebounds per game	32.4	36.6
Rebounding margin	-4.1	-
Assists	92	79
Assists per game	13.1	11.3
Turnovers	80	98
Turnovers per game	11.4	14.0
Turnover margin	+2.6	-
Assist/turnover ratio	1.2	0.8
Steals	55	40
Steals per game	7.9	5.7
Blocks	19	28
Blocks per game	2.7	4.0
Winning streak	0	-
Home win streak	0	-
Attendance	24294	13431
Home games-Avg/Game	4-6074	3-4477
Neutral site-Avg/Game	-	0-0

Team Results

Date	Opponent		Score	Att.
01/02/2020	Saint Joseph's	W	84-52	5016
01/05/2020	at Rhode Island	W	69-61	5325
01/11/2020	Saint Louis	L	58-74	7004
01/14/2020	at Davidson	W	70-64	3503
01/18/2020	at George Mason	W	97-87	4603
01/22/2020	La Salle	W	75-57	5073
01/25/2020	Dayton	L	79-87	7201



SPIDERS SEASON STATS (ALL GAMES)

Game Records

Record	Overall	Home	Away	Neutral
ALL GAMES	15-5	9-2	5-1	1-2
CONFERENCE	5-2	2-2	3-0	0-0
NON-CONFERENCE	10-3	7-0	2-1	1-2

Score by Periods

Team	1st	2nd	OT	TOT
Richmond	711	790	23	1524
Opponents	591	768	20	1379

Team Box Score

No.	Player				Total		3-Point		F-Throw		Rebounds													
		GP-GS	MIN	AVG	FG-FGA	FG%	3FG-FGA	3FG%	FT-FTA	FT%	OFF	DEF	TOT	AVG	PF	DQ	A	TO	BLK	STL	PTS	AVG		
1	FRANCIS, Blake	16-16	522:38	32.7	99-235	.421	44-119	.370	40-47	.851	8	28	36	2.3	27	0	36	36	0	19	282	17.6		
00	GILYARD, Jacob	20-20	734:27	36.7	98-198	.495	41-103	.398	58-67	.866	7	64	71	3.6	35	0	111	39	3	65	295	14.8		
5	SHEROD, Nick	20-20	613:36	30.7	99-218	.454	55-129	.426	18-23	.783	12	95	107	5.4	27	0	35	22	3	15	271	13.6		
33	GOLDEN, Grant	18-18	462:03	25.7	94-186	.505	2-10	.200	33-51	.647	21	105	126	7.0	24	0	55	35	15	7	223	12.4		
4	CAYO, Nathan	19-19	468:52	24.7	62-115	.539	0-0	.000	39-49	.796	18	68	86	4.5	50	1	14	20	13	10	163	8.6		
22	GUSTAVSON, Andre	20-4	407:39	20.4	32-74	.432	3-23	.130	16-21	.762	13	35	48	2.4	38	1	15	15	5	18	83	4.2		
3	BURTON, Tyler	19-1	275:33	14.5	27-64	.422	6-24	.250	14-15	.933	15	51	66	3.5	35	1	9	18	9	10	74	3.9		
11	WOJCIK, Jake	20-0	238:58	11.9	21-42	.500	14-33	.424	15-17	.882	4	29	33	1.7	23	0	13	8	0	6	71	3.6		
21	VERBINSKIS, Tomas	3-0	08:25	2.8	3-4	.750	3-3	1.000	0-0	.000	1	1	2	0.7	0	0	0	0	0	0	9	3.0		
2	KOUREISSI, Souleymane	20-2	163:21	8.2	14-25	.560	2-4	.500	6-8	.750	13	15	28	1.4	38	0	5	12	6	6	36	1.8		
15	GRACE, Matt	19-0	136:00	7.2	5-16	.313	2-7	.286	3-4	.750	10	17	27	1.4	25	0	16	9	0	2	15	0.8		
31	GAITLEY, Jordan	5-0	07:51	1.6	1-1	1.000	0-0	.000	0-0	.000	0	1	1	0.2	0	0	0	0	0	0	2	0.4		
10	KULJU, Sullivan	5-0	06:13	1.2	0-2	.000	0-1	.000	0-0	.000	1	0	1	0.2	0	0	1	0	0	0	0	0.0		
12	ARIZIN, Gabe	2-0	02:05	1.0	0-1	.000	0-0	.000	0-0	.000	1	0	1	0.5	0	0	0	0	0	0	0	0.0		
Team											16	16	32					8						
Total		20			555-1181	.470	172-456	.377	242-302	.801	140	525	665	33.3	322	3	310	224	54	158	1524	76.2		
Opponents		20			487-1164	.418	142-473	.300	263-374	.703	212	522	734	36.7	298	-	221	278	64	119	1379	69.0		

Team Statistics

	UR	OPP
Scoring	1524	1379
Points per game	76.2	69.0
Scoring margin	+7.2	-
Field goals-att	555-1181	487-1164
Field goal pct	.470	.418
3 point fg-att	172-456	142-473
3-point FG pct	.377	.300
3-pt FG made per game	8.6	7.1
Free throws-att	242-302	263-374
Free throw pct	.801	.703
F-Throws made per game	12.1	13.2
Rebounds	665	734
Rebounds per game	33.3	36.7
Rebounding margin	-3.4	-
Assists	310	221
Assists per game	15.5	11.1
Turnovers	224	278
Turnovers per game	11.2	13.9
Turnover margin	+2.7	-
Assist/turnover ratio	1.4	0.8
Steals	158	119
Steals per game	7.9	6.0
Blocks	54	64
Blocks per game	2.7	3.2
Winning streak	0	-
Home win streak	0	-
Attendance	62258	32933
Home games-Avg/Game	11-5660	6-5489
Neutral site-Avg/Game	-	3-2600

Team Results

Date	Opponent		Score	Att.
11/08/19	Saint Francis (PA)	W	100-98	6602
11/14/19	Vanderbilt	W	93-92	5602
11/17/19	CSUN	W	90-62	4604
11/22/19	McNeese	W	87-57	4765
11/25/19	vs Wisconsin	W	62-52	0
11/26/19	vs Auburn	L	65-79	6420
11/30/19	Boston College	W	64-44	5531
12/03/19	at Hampton	W	80-63	3323
12/08/19	South Alabama	W	75-57	5056
12/14/19	Col. of Charleston	W	78-71	5804
12/18/19	at Old Dominion	W	62-59	6219
12/22/19	vs Radford	L	58-73	1381
12/29/19	at Alabama	L	78-90	9960
01/02/20	Saint Joseph's	W	84-52	5016
01/05/20	at Rhode Island	W	69-61	5325
01/11/20	Saint Louis	L	58-74	7004
01/14/20	at Davidson	W	70-64	3503
01/18/20	at George Mason	W	97-87	4603
01/22/20	La Salle	W	75-57	5073
01/25/20	Dayton	L	79-87	7201



SPEED CHART



#0 JACOB GILYARD
G | JR | 5'9" | 160 | KANSAS CITY, MO

PTS	REB	AST	STL	MIN
14.8	3.6	5.6	3.3	36.7

- Leads D-I in steals this season (3.25); UR's career steals leader (242)
- 29 Pts vs #7 Dayton (T-2nd most by Spider vs top-25 team in last 20 years)
- Leads A-10 in Ast/TO ratio (2.9) & FT pct (87%), 3rd in Ast PG (5.6)
- 2-time A-10 Player of the Week this season (11/18 & 12/9)
- Led A-10 in scoring during conference play last season (17.9 PPG)

CAREER HIGHS		LAST GAME	
PTS	REB	PTS	REB
31	8	29	2
AST	STL	AST	STL
10	7	4	3



#1 BLAKE FRANCIS
G | R-JR | 6'0" | 176 | HERNDON, VA

PTS	REB	AST	STL	MIN
17.6	2.3	2.3	1.2	32.7

- Fractured sternum on Jan. 11 vs St. Louis (recovery time: 4-6 weeks)
- Leads Richmond in scoring, ranks 4th in A-10 (17.6 PPG)
- Scored 1,000th career point vs St. Joe's (Richmond & Wagner combined)
- Tied career highs in Pts (29) and Ast (6) at Hampton
- Led Wagner with 17.3 PPG in 2017-18 & set school record w/ 102 3-ptrs

CAREER HIGHS		LAST GAME	
PTS	REB	PTS	REB
29	7	--	--
AST	STL	AST	STL
6	7	--	--



#2 SOULEYMANE KOUREISSI
F | SO | 6'9" | 215 | HARLEM, NY

PTS	REB	AST	BLK	MIN
1.8	1.4	0.3	0.3	8.2

- Made all 4 of his free-throw attempts vs La Salle
- Made first career starts vs Boston College & Hampton (for Grant Golden)
- 51.3 FG pct last yr was 2nd on team, best for UR true frosh since 2013
- Added 15 pounds during offseason, up 25 pounds since coming to UR
- Name is pronounced SAHL-uh-mon ker-ESS-ee

CAREER HIGHS		LAST GAME	
PTS	REB	PTS	REB
10	5	0	0
AST	BLK	AST	BLK
2	2	0	0



#3 TYLER BURTON
F | FR | 6'7" | 195 | UXBRIDGE, MA

PTS	REB	AST	BLK	MIN
3.9	3.5	0.5	0.5	14.5

- Set career highs in points (14) and rebounds (9) vs La Salle on 1/22
- 9.3 PPG, 5.7 RPG last 3 gms (2.9 PPG, 3.1 RPG in 1st 16 gms this yr)
- Nailed 2 threes playing in front of 50 family & friends at Rhode Island
- Did not play vs South Alabama (illness)
- Only scholarship freshman on Richmond's roster

CAREER HIGHS		LAST GAME	
PTS	REB	PTS	REB
14	9	2	2
AST	BLK	AST	BLK
2	3	0	0



#4 NATHAN CAYO
F | JR | 6'7" | 225 | MONTREAL, QUEBEC

PTS	REB	AST	BLK	MIN
8.6	4.5	0.7	0.7	24.7

- 19 Pts, career-high 11 Reb at Rhode Island (1st career double-double)
- Made 39 of 49 FTA (80%) this season (made 58% from line last year)
- Did not play at Hampton (ankle), snapping streak of 40 straight starts
- Increased scoring avg by 10.6 PPG last year (biggest increase in A-10)
- Last name is pronounced KAY-oh

CAREER HIGHS		LAST GAME	
PTS	REB	PTS	REB
23	11	15	6
AST	BLK	AST	BLK
5	4	0	0




#5 NICK SHEROD
G | R-JR | 6'4" | 230 | RICHMOND, VA

PTS	REB	AST	STL	MIN
13.6	5.4	1.8	0.8	30.7

- Grandfather Ed played at VCU, inducted into VCU Athletics HOF in 1990
- Scored 18, led 10-point comeback in final 7 mins in last gm vs VCU (2/7/18)
- 55 three-pointers this season (3rd in A-10)
- Scored 1,000th career point on late 3-pointer vs Saint Louis
- Named A-10 Co-Player of the Week on 11/11 (w Dayton's Obi Toppin)

CAREER HIGHS		LAST GAME	
PTS	REB	PTS	REB
32	14	21	9
AST	STL	AST	STL
7	4	1	1



#11 JAKE WOJCIK
G | SO | 6'4" | 190 | SAN JOSE, CA

PTS	REB	AST	STL	MIN
3.6	1.7	0.7	0.3	11.9

- 7.8 PPG last 8 gms (0.8 PPG in 1st 12 gms this year)
- 17 Pts at ALA is highest-scoring game by UR bench player this year
- Made 65 3-ptrs last yr (9th in A-10, 2nd most every by UR frosh)
- 33 starts last yr were 2nd most ever by freshman in UR history
- Father Dave was head coach at San Jose St from 2013-17

CAREER HIGHS		LAST GAME	
PTS	REB	PTS	REB
22	8	5	2
AST	STL	AST	STL
5	5	1	0



#12 MATT GRACE
F | SO | 6'9" | 230 | HAMILTON, ONTARIO

PTS	REB	AST	STL	MIN
0.8	1.4	0.8	0.1	7.2

- 2nd on team with 3 Ast vs La Salle (13 mins played)
- Scored career-high 7 Pts at Hampton (2 three-pointers, 1 free throw)
- DNP vs Vanderbilt, snapping streak of 29 straight games played
- Led team in Ast-TO ratio last year (2.7 -- 16 Ast, 6 TO)
- Former hockey player

CAREER HIGHS		LAST GAME	
PTS	REB	PTS	REB
7	4	0	1
AST	STL	AST	STL
4	1	0	0



#22 ANDRE GUSTAVSON
G | SO | 6'4" | 195 | HELSINKI, FINLAND

PTS	REB	AST	STL	MIN
4.2	2.4	0.8	0.9	20.4

- Scoreless vs #7 Dayton following 4 straight gms with 5+ Points
- Made 1st start of season, 20th of career at Davidson (in place of Francis)
- Forced bad shot on D, grabbed Reb to set up UR's game-winning shot at ODU
- GW free throw w 0.6 sec in OT vs Vanderbilt (fouled on GW dunk attempt)
- Last name is pronounced GOOS-tahv-son

CAREER HIGHS		LAST GAME	
PTS	REB	PTS	REB
13	6	0	3
AST	STL	AST	STL
10	5	2	2



#33 GRANT GOLDEN
F | R-JR | 6'10" | 255 | WINCHESTER, VA

PTS	REB	AST	BLK	MIN
12.4	7.0	3.1	0.8	25.7

- 15 Pts, 5 Reb, 4 Ast, 7-9 FG at VCU last year
- Tied career high with 7 Ast vs #7 Dayton
- Scored season-high 25 Pts at Mason on 1/18 on 10-13 shooting
- DNP vs BC and at Hampton (ankle), snapping streak of 71 straight starts
- 3rd in scoring (17.2 PPG), 8th in rebounding (7.1 RPG) in A-10 last year

CAREER HIGHS		LAST GAME	
PTS	REB	PTS	REB
33	12	7	6
AST	BLK	AST	BLK
7	6	7	1

