

RICHMOND



SPIDERS

2019-20 SCHEDULE

NOVEMBER

Nov. 8 ST. FRANCIS (PA) (ESPN+) W, 100-98 (OT)
 Nov. 14 VANDERBILT (NBCSW) W, 93-92 (OT)
 Nov. 17 CSUN (MASN)..... W, 90-62
 Nov. 22 McNEESE STATE (MASN)..... W, 87-57
 Nov. 25 Wisconsin# (ESPN2) W, 62-52
 Nov. 26 #18 Auburn# (ESPN2)..... L, 79-65
 Nov. 30 BOSTON COLLEGE (NBCSN)..... W, 64-44

DECEMBER

Dec. 3 at Hampton W, 80-63
 Dec. 8 SOUTH ALABAMA (MASN) W, 75-57
 Dec. 14 CHARLESTON (NBCSN) W, 78-71
 Dec. 18 at Old Dominion (ESPN3)..... W, 62-59
 Dec. 22 vs Radford^ (FloHoops) L, 73-58
 Dec. 29 at Alabama (SEC Network)..... L, 90-78

JANUARY

Jan. 2 SAINT JOSEPH'S (NBCSW) W, 84-52
 Jan. 5 at Rhode Island (ESPN+)..... W, 69-61
 Jan. 11 SAINT LOUIS (MASN)..... L, 74-58
 Jan. 14 at Davidson (ESPN) 7 PM
 Jan. 18 at George Mason (NBCSN) 2:30 PM
 Jan. 22 LA SALLE (MASN) 7 PM
 Jan. 25 DAYTON (NBCSW) 6 PM
 Jan. 28 at VCU* (CBSSN)..... 7 PM

FEBRUARY

Feb. 1 GEORGE WASHINGTON (NBCSW+) .. 6 PM
 Feb. 8 at Fordham (ESPN+) 2 PM
 Feb. 12 at La Salle (ESPN+)..... 7 PM
 Feb. 15 VCU* (ESPN+) 4 PM
 Feb. 19 GEORGE MASON (NBCSW+)..... 7 PM
 Feb. 22 at St. Bonaventure (ESPN+) 6:30 PM
 Feb. 26 at George Washington (NBCSW+) 7 PM
 Feb. 29 MASSACHUSETTS (NBCSW)..... 6 PM

MARCH

March 3 DAVIDSON (NBCSW+)..... 7 PM
 March 6 at Duquesne (ESPN+)..... 7 PM
 March 11-15 ... A-10 Championship in Brooklyn, NY
All times Eastern and subject to change
Roman Legends Classic Presented by Old Trapper
(Barclays Center - Brooklyn, NY)
^ DC Holiday Hoops Fest Showcase
(Sports & Entertainment Arena - Washington, DC)
** Lumber Liquidators Capital City Classic*



DAVIDSON WILDCATS (7-8, 1-2)

RICHMOND SPIDERS (12-4, 2-1)

• Richmond is 12-4 this season, the Spiders best record through 16 games since 2010-11 (also 12-4). That year, the Spiders won a school-record 29 games and advanced to the NCAA Sweet 16.

• Nick Sherod reached the 1,000-point mark for his career with a three-pointer late in the second half against Saint Louis. Sherod joined teammates Grant Golden, Jacob Gilyard, and Blake Francis in the 1,000-point club, giving Richmond four active players who have scored at least 1,000 career points. For context:

- Richmond is the only school with four active 1,000-point scorers. BYU, Liberty, Louisville, North Florida, UIC, and USC have three.

- All four of the Spiders 1,000-point scorers are juniors. The only other D-I school with multiple 1,000-point scorers who aren't seniors is UTSA, who has two.

• Davidson won both meetings vs the Spiders last season after Richmond swept the season series in 2017-18. In their last meeting on March 9, 2019, Richmond led for more than 35 minutes and held a 10-point lead with 9:18 remaining before a late Davidson run led to a 73-69 Wildcat win. Grant Golden scored a team-high 20 points for the Spiders.

• Richmond has made 80.4 percent of its free-throw attempts this season, the third-highest rate in the nation. Last year, the Spiders made 66.1 percent of their attempts from the foul line, the 319th-best rate in D-I.

• Richmond has been 3-1 or better through four A-10 games six times in Chris Mooney's 14 full seasons with the Spiders, last in 2016-17 when UR started A-10 play 5-0.

• The Spiders defeated Rhode Island on the road on January 5 in Richmond's A-10 road opener. Richmond has won its first two conference road games of a season three times since joining the Atlantic 10 in 2001: 2016-17, 2010-11, and 2008-09.

• Despite recording a season-low six assists and 15 turnovers against Saint Louis, Richmond still ranks 10th in D-I in assist-to-turnover ratio at 1.44. Jacob Gilyard is 11th in D-I in assist-to-turnover ratio at 3.00.

• Gilyard is also among the national steals leaders, ranking third at 3.31. Last game, Gilyard became the Spiders leader in career steals, and his 230 career steals rank third among active D-I players.

• Gilyard has twice been named the A-10 Player of the Week this season (November 8, December 9). Gilyard, Dayton's Obi Toppin, and VCU's Marcus Santos-Silva are the only players to win multiple A-10 Player of the Week awards this season.

WITH A WIN ...

• UR would be 13-4, its best record through 17 games since 2010-11 (also 13-4).

• UR would win its 13th game of the season, matching its win total from 2018-19.

• UR would have a winning A-10 record through four conference games for the first time since 2016-17 (4-0).

• UR would start 2-0 on the road in the A-10 for the fourth time since joining the conference in 2001 (2016-17, 2010-11, 2008-09).

• UR would be 3-1 in its last four games at Davidson following a three-game losing streak at Belk Arena from 2011-16.

THE MATCHUP

ALL-TIME SERIES LEADER: Davidson, 35-17

CURRENT STREAK: Davidson W2

RICHMOND AT HOME: 12-14

RICHMOND ON ROAD: 4-18

RICHMOND AT NEUTRAL SITE: 1-3

LAST GAME: 3/9/2019 (Davidson, 73-69)

1ST GAME: 12/16/1939 (UR, 33-32)



SPIDERS COACH CHRIS MOONEY
 15th season at Richmond

W-L at RICHMOND: 262*-219

W-L in DIVISION I: 280-231

W-L vs OPPONENT: 5-7

* Most wins in Richmond history

WATCH



ESPNU

PxP: Mike Corey Analyst: Paul Biancardi

LISTEN



99.5FM 102.7FM 950AM

PxP: Bob Black Analyst: Greg Beckwith

FOLLOW

@SpiderMBB

@SpiderMBB

Richmond Spiders Men's Basketball

RichmondSpiders.com



QUICK FACTS

University Information

Location Richmond, VA 23173
 Founded 1830
 Total Enrollment 4,023
 Nickname Spiders
 Colors Red and Blue
 Arena Robins Center
 Opened 1972 (48th season)
 Capacity 7,201
 President Dr. Ronald A. Crutcher
 Athletics Director John Hardt

Team Information

Conference Atlantic 10
 2018-19 Record 13-20 (6-12)
 Letterwinners Returning/Lost 11/4
 Starters Returning/Lost 5/0
 Newcomers 4

Program History

First Season 1913-14 (107th season)
 All-Time Record Entering 2019-20 1,389-1,215
 NCAA Appearances/W-L 9/8-9
 (1984, 1986, 1988, 1990-91, 1998, 2004, 2010-11)
 NIT Appearances/W-L 9/10-9
 Conference Championships 6
 (1984, 1988, 1990-91, 1998, 2011)

Coaching Staff

Head Coach Chris Mooney, 15th season
 Alma Mater Princeton (1994)
 W-L at Richmond 250-215
 Career D-I W-L/Years 268-227/15
 Assoc Head Coach Rob Jones, 15th season
 Alma Mater Toccoa Falls (2001)
 Assoc Head Coach Marcus Jenkins, 5th season
 Alma Mater Air Force (2004)
 Assistant Coach Steve Thomas, 5th season
 Alma Mater Rowan (2006)
 Dir of Operations Mark McGonigal, 4th season
 Alma Mater Richmond (2009)
 Dir Program Development Will Gipe, 4th season
 Alma Mater Virginia Tech (2014)
 Video Coordinator James Adams, 1st season
 Alma Mater South Carolina (2014)

Support Staff

Athletic Trainer Adam Smith
 Strength Coach Jay DeMayo
 Director of Academics Courtney Hughes
 Athletics Web Site RichmondSpiders.com
 Athletics Dept Phone (804) 289-8363
 Athletics Dept Fax (804) 287-1919
 PR Director Jason Vida
 Cell Phone (267) 566-2130
 Office Phone (804) 289-8320
 Email jvida@richmond.edu

ROSTER & PRONUNCIATION GUIDE

No.	Name	Pos	Year	Ht	Wt	Hometown (High School/Previous School)
0	Jacob Gilyard	G	JR	5'9"	160	Kansas City, MO (The Barstow School)
1	Blake Francis	G	R-JR	6'0	176	Herndon, VA (Westfield/Wagner)
2	Souleymane Koureissi	F	SO	6'9"	215	Harlem, NY (Iona Prep)
3	Tyler Burton	F	FR	6'7"	195	Uxbridge, MA (Marianapolis Prep (CT))
4	Nathan Cayo	F	JR	6'7"	225	Montreal, Quebec (College Jean de Brebeuf)
5	Nick Sherod	G	R-JR	6'4"	230	Richmond, VA (St. Christopher's)
10	Sullivan Kulju	F	JR	6'6"	220	New Berlin, WI (Eisenhower)
11	Jake Wojcik	G	SO	6'4"	190	San Jose, CA (Bellarmine College Prep)
12	Gabe Arizin	G	FR	6'4"	190	West Chester, PA (St. Joseph's Prep)
13	Connor Crabtree*	G	SO	6'6"	190	Hillsborough, NC (Hargrave Military (VA)/Tulane)
15	Matt Grace	F	SO	6'9"	230	Hamilton, Ontario (TRC Academy)
22	Andre Gustavson	G	SO	6'4"	175	Helsinki, Finland (Helsinki Basketball Academy)
31	Jordan Gaitley	G	JR	6'4"	190	Haverford, PA (Fordham Prep (NY))
33	Grant Golden	F	R-JR	6'10"	255	Winchester, VA (St. James (MD))

* Will sit out 2019-20 season due to NCAA transfer regulations

PRONUNCIATION GUIDE

Gabe Arizin AIR-rizz-in
 Nathan Cayo KAY-oh
 Jacob Gilyard GILL-yerd
 Andre Gustavson GOOS-tahv-sun
 Souleymane Koureissi SAHL-uh-mon ker-ESS-ee
 Sullivan Kulju COOL-you
 Nick Sherod sure-ROD
 Jake Wojcik WOJ-ick


BREAKDOWNS

BY CLASS

Freshmen (2): Arizin, Burton
 Sophomores (5): Crabtree, Grace, Gustavson, Koureissi, Wojcik
 Juniors (7): Cayo, Francis, Gaitley, Gilyard, Golden, Kulju, Sherod
 Seniors (0)

BY STATE

California (1): Wojcik
 CANADA (2): Cayo, Grace
 FINLAND (1): Gustavson
 Massachusetts (1): Burton
 Missouri (1): Gilyard
 New York (1): Koureissi
 North Carolina (1): Crabtree
 Pennsylvania (2): Arizin, Gaitley
 Virginia (3): Francis, Golden, Sherod
 Wisconsin (1): Kulju



OPPONENT BREAKDOWN: DAVIDSON

SERIES HISTORY

Davidson leads, 35-17

Date	Site	W/L	Score	Series
12/16/1939	H	W	33-32	1-0
2/17/1950	H	W	81-60	2-0
12/15/1950	H	W	69-61	3-0
12/28/1956	H	W	92-63	4-0
1/30/1961	A	W	83-78	5-0
2/14/1961	H	W	90-77	6-0
2/5/1962	H	L	52-55	6-1
2/20/1962	A	L	62-72	6-2
2/1/1963	A	L	73-95	6-3
2/13/1963	H	L	57-72	6-4
1/15/1964	H	L	49-52	6-5
2/11/1964	A	L	67-95	6-6
1/4/1965	A	L	67-97	6-7
2/13/1965	H	L	73-83	6-8
1/4/1966	H	L	89-98	6-9
2/8/1966	A	L	74-80	6-10
2/25/1966	N	L	65-84	6-11
1/4/1967	H	W	72-69	7-11
2/7/1967	A	L	79-94	7-12
2/10/1968	H	L	67-85	7-13
2/21/1968	A	L	89-106	7-14
12/17/1968	H	L	60-62	7-15
2/11/1969	A	L	95-114	7-16
2/28/1969	N	L	83-97	7-17
12/16/1969	H	L	77-98	7-18
2/14/1970	A	L	60-97	7-19
2/28/1970	N	L	61-81	7-20
12/15/1970	A	L	54-67	7-21
2/13/1971	H	L	70-80	7-22
12/14/1971	H	L	66-100	7-23
1/15/1972	A	L	80-112	7-24
12/12/1972	H	L	80-88	7-25
1/20/1973	A	L	77-89	7-26
12/15/1973	H	W	79-78	8-26
2/6/1974	A	L	72-93	8-27
3/1/1974	N	W	86-68	9-27
12/12/1974	H	W	67-61	10-27
2/4/1975	A	L	79-103	10-28
12/3/1975	A	W	75-62	11-28
1/17/1976	H	W	72-69	12-28
11/14/2011	A	L	61-74	12-29
12/29/2012	H	L	64-70	12-30
1/3/2015	A	L	67-81	12-31
1/17/2015	H	W	89-63	13-31
1/25/2016	H	L	70-78	13-32
2/16/2016	A	L	79-83	13-33
12/31/2016	A	W	82-80	14-33
2/21/2017	H	W	84-76	15-33
12/30/2017	H	W	69-58	16-33
1/28/2018	A	W	66-63	17-33
1/19/2019	A	L	62-75	17-34
3/9/2019	H	L	69-73	17-35

Home: 12-14 (Robins Center: 6-4)
Away: 4-18 Neutral: 1-3

SIDE-BY-SIDE

	UR	SLU
Scoring	1203	1155
Points per game	75.2	72.2
Scoring margin	+7.4	+7.0
Field goals-att	448-972	421-963
Field goal pct	.461	.437
3 point fg-att	143-385	94-288
3-point FG pct	.371	.326
3-pt FG made per game	8.9	5.9
Free throws-att	164-204	219-384
Free throw pct	.804	.570
F-Throws made per game	10.3	13.7
Rebounds	542	659
Rebounds per game	33.9	41.2
Rebounding margin	-3.6	+5.6
Assists	253	233
Assists per game	15.8	14.6
Turnovers	176	211
Turnovers per game	11.0	13.2
Turnover margin	+2.9	+2.1
Assist/turnover ratio	1.4	1.1
Steals	126	130
Steals per game	7.9	8.1
Blocks	41	71
Blocks per game	2.6	4.4
Winning streak	0	2
Home win streak	0	7
Attendance	49984	70318
Home games-Avg/Game	9-5554	11-6393
Neutral site-Avg/Game	-	-

THE LAST TIME

DAVIDSON 73, RICHMOND 69

March 9, 2019

Davidson 73 • 23-8

#	Player		Total		3-Ptr		Rebounds		PF	TP	A	TO	Blk	Stl	Min
			FG-FGA	FG-FGA	FT-FTA	FT-FTA	Off	Def							
35	Luka Brajkovic	f	7-9	0-0	2-4	2-4	4	6	10	2	16	1	2	0	31
03	Jon Axel Gudmundsson	g	5-12	2-5	10-11	10-11	1	8	9	1	22	4	4	1	40
20	Kishawn Pritchett	g	1-2	0-1	0-0	0-0	0	3	3	2	2	1	0	0	25
31	Kellan Grady	g	8-16	0-6	1-2	0-3	0	3	3	1	17	2	3	0	40
34	Luke Frampton	g	1-4	1-4	0-0	0-0	0	4	4	3	3	1	0	1	30
24	Carter Collins		4-5	1-2	2-2	2-2	0	1	1	3	11	0	2	0	27
43	Dusan Kovacevic		0-1	0-0	2-2	2-2	0	0	0	0	2	0	0	0	7
Team							0	2	2				1		
Totals			26-49	4-18	17-21	17-21	5	27	32	12	73	9	12	2	200

FG % 1st Half: 12-22 54.5% 2nd half: 14-27 51.9% Game: 26-49 53.1%
3FG % 1st Half: 2-10 20.0% 2nd half: 2-8 25.0% Game: 4-18 22.2%
FT % 1st Half: 6-7 85.7% 2nd half: 11-14 78.6% Game: 17-21 81.0%

Deadball
Rebounds
2,1

RICHMOND 69 • 12-19

#	Player		Total		3-Ptr		Rebounds		PF	TP	A	TO	Blk	Stl	Min
			FG-FGA	FG-FGA	FT-FTA	FT-FTA	Off	Def							
33	GOLDEN, Grant	f	8-18	0-2	4-4	4-4	0	6	6	2	20	4	2	0	30
00	GILYARD, Jacob	g	6-13	5-12	0-0	0-0	0	2	2	2	17	6	5	0	39
11	WOJCIK, Jake	g	2-5	2-4	1-2	1-2	0	2	2	3	7	0	0	0	35
22	GUSTAVSON, Andre	g	4-6	3-5	0-0	0-0	0	2	2	5	11	1	0	0	24
04	CAYO, Nathan	*	3-6	0-0	3-4	3-4	2	2	4	3	9	2	2	1	33
02	KOUREISSI, Souleyman		1-1	0-0	0-0	0-0	1	2	3	0	2	1	0	0	7
15	GRACE, Matt		0-1	0-1	0-0	0-0	0	0	0	0	0	1	0	0	10
24	Yates, Noah		1-3	1-3	0-0	0-0	0	1	1	1	3	1	0	0	2
32	JOHNSON, Julius		0-2	0-0	0-0	0-0	0	1	1	0	0	0	0	0	3
Team							0	2	2						
Totals			25-55	11-27	8-10	8-10	3	20	23	16	69	16	9	1	200

FG % 1st Half: 15-28 53.6% 2nd half: 10-27 37.0% Game: 25-55 45.5%
3FG % 1st Half: 4-8 50.0% 2nd half: 7-19 36.8% Game: 11-27 40.7%
FT % 1st Half: 2-2 100.0 2nd half: 6-8 75.0% Game: 8-10 80.0%

Deadball
Rebounds
1

Officials: Tommy Morrissey, Louie Andrakakos, Steve McJunkins

Technical fouls: Davidson-None. RICHMOND-None.

Attendance: 7002

2018-19 Men's Basketball. Round: 0. Davidson vs Richmond. Played at .

Score by periods	1st	2nd	Total
Davidson	32	41	73
RICHMOND	36	33	69

	In	Off	2nd	Fast	Bench
Points	Paint	T/O	Chance	Break	
DC	38	13	8	6	13
RICH	24	13	2	1	5

Last FG - DC 2nd-00:45, RICH 2nd-02:22.
Largest lead - DC by 5 2nd-00:15, RICH by 11 1st-04:20.
DC led for 01:07. RICH led for 35:42. Game was tied for 03:11.

Score tied - 3 times.
Lead changed - 3 times.

UNIVERSITY OF RICHMOND, Va. - Richmond held a lead against Davidson for more than 35 straight minutes Saturday at the Robins Center, but costly misses down the stretch combined with clutch shooting from a pair of Davidson standouts sent the Spiders to a 73-69 loss Saturday evening in their final game of the regular season.

The Spiders took control of the game quickly, as Grant Golden and Andre Gustavson combined to score Richmond's first 12 points as UR took a 12-3 lead and forced a Davidson timeout. The Wildcats rallied behind A-10 Player of the Year frontrunner Jon Axel Gudmundsson and preseason All-Conference selection Kellan Grady, however, to tie the game at 15 at the under-12 media timeout.

Richmond responded a short while later with a 10-2 stretch that was capped by a three-pointer from Jacob Gilyard with 4:20 to play in the first half to give the Spiders a 34-23 advantage, their largest of the game. Davidson closed the gap to four at halftime, going into the locker room trailing the Spiders 36-32.

The Spiders extended their lead back to double digits in the second half and led by 10 when a layup by Jacob Gilyard made the score 59-49 with 9:18 remaining in the game. But Davidson scored 14 of the game's next 18 points to tie the score at 63 with 2:35 to play.

Gilyard answered with a three-pointer, but freshman Luka Brajkovic scored five straight points for Davidson, the last coming on a tip-in with 45 seconds remaining to give the Wildcats their first lead since 3-2. From there, Gudmundsson kept Davidson ahead, controlling the ball and making five of his six free-throw attempts to seal the win.

The Spiders made just two of their final 10 field goal attempts, with Gilyard accounting for both Richmond baskets in the game's final eight minutes. He finished with 17 points and six assists to finish the regular season averaging 17.9 points in A-10 games this season, best in the conference.

Golden finished with 20 points and six rebounds, leading the Spiders in both categories. In the first half, he broke UR's all-time leading scorer Johnny Newman's record for most career points by a Spider through the end of his sophomore season when he registered the 1,045th point of his Richmond career.



THE BIG PICTURE

THE SPIDERS SYSTEM

Over his 15 seasons at Richmond, Chris Mooney's offense has evolved into a system that embodies the concept of "basketball without positions." While short-er players will begin most possessions further away from the basket and taller players will begin most possessions on the wing or in the paint, they will rarely end up anywhere near where they started. On each possession, every player on the court is equally as likely to handle the ball, shoot a three, cut back door, or set up on the low block. The Spiders offense places a premium on passing, cutting, and outside shooting, and Richmond's coaches focus on developing those skills in each Spider.

Richmond's offense often results in a high team field goal percentage, a ton of opportunities for assists, and relatively few turnovers. Over the previous five seasons (2014-15 through 2018-19), Richmond ranks 26th in D-I in field goal percentage (46.9), 17th in assists per game (15.6), 10th in fewest turnovers per game (10.2), and sixth in assist-turnover ratio (1.52).

CHANGES ON DEFENSE

According to Mooney's estimation, the Spiders spent between 60 and 70 percent of their court time this offseason working on defense. Specifically, Richmond worked to install a man-to-man defensive scheme after playing primarily a matchup zone in recent years. The process involved reteaching the Spiders the very fundamentals of man-to-man defense, with a focus on plugging gaps, closing out on shooters, and preventing offensive rebounds.

PRESEASON PREDICTIONS

Jacob Gilyard was named First Team Preseason All-Atlantic 10 and Grant Golden was a Second Team Preseason All-A-10 pick at the conference's media day in October. Gilyard is the fifth different Spider to earn Preseason First Team All-Conference honors under Mooney, while Golden is the fourth Spider under Mooney to land on a Preseason All-Conference team in multiple seasons. Prior to this season, no team had placed a pair of non-seniors on the Preseason All-Atlantic 10 First or Second Teams since 2015, when Rhode Island juniors Hassan Martin and E.C. Matthews both landed on the First Team. (Dayton also has two non-seniors on the Preseason First or Second Teams this season.)

The Spiders landed sixth in the preseason poll, their highest preseason projection since 2016 (also sixth). Richmond received 248 points in the preseason poll, its most since the 2015 season, when the Spiders were also picked to finished sixth and received 262 points in preseason voting.

"THE BEST CLASS THAT RICHMOND'S EVER HAD"

Richmond was led by sophomores Jacob Gilyard, Grant Golden, and Nathan Cayo in 2018-19. Those three players, now juniors, have been joined by Nick Sherod, who received a medical redshirt last season following a torn ACL in November, and Blake Francis, a Wagner transfer who sat out last season, in Richmond's junior class.

Each of Richmond's five scholarship juniors has already proven that they have the ability to produce at an elite level, particularly on the offensive end. While Golden (17.2 PPG) and Gilyard (16.2 PPG) both earned All-Conference honors in 2018-19, Cayo registered the largest scoring increase in the A-10, averaging 12.9 PPG, up from 2.3 in his freshman season. In 2017-18, Sherod scored a team-high 17.6 PPG in conference play and Francis scored a team-high 17.3 PPG in his final season at Wagner.

Chris Mooney has said on more than one occasion that he feels the Golden-Gilyard-Cayo-Sherod-Francis class "will be the best class that Richmond's ever had."

RATE OF RETURN

Entering the season, 12 of the 15 Spiders, including Tomas Verbinkis, who ultimately transferred out of the program in December, were returnees from last season. Freshmen Tyler Burton and Gabe Arizin and sophomore transfer Connor Crabtree were the only newcomers on the roster.

Seniors Julius Johnson (3.4 PPG) and Keith Oddo (0.3 PPG) and graduate student Noah Yates (3.8 PPG) all graduated in the spring, although Oddo is playing at Louisville while this season while pursuing a graduate degree.

Richmond returned 90 percent of its scoring from last season -- the second-highest rate in the A-10 behind Davidson's 94 percent -- and much of its other production.

Richmond Entering This Season

	Returning	Departing
Points	90%	10%
Starts	94%	6%
Minutes	83%	17%
Rebounds	85%	15%
Assists	90%	10%
Steals	88%	12%
Blocks	85%	15%

* Scheduled to return all 14 players in 2020-21

NO SENIOR MOMENTS

2019-20 is Richmond's first season since 1999-00 without a senior on the team. Richmond is one of six D-I programs without a senior or grad transfer on its roster this season, joining CSU-Bakersfield, Mount St. Mary's, Santa Clara, Stony Brook, and USC-Upstate.

NATIONAL EXPOSURE

At least 10 of the Spiders 31 regular-season games this season will be broadcast on national television: four on NBC Sports Network, two on CBS Sports Network, one on the SEC Network, and three on the ESPN family of networks. Of the 16 game scheduled for the Robins Center this season, three will be broadcast nationally (Boston College, Charleston, and VCU) while 12 more will be shown on regional television on either MASN or the NBC Sports Washington networks.

VOICE OF THE SPIDERS

For the 37th straight season, Bob Black will handle play-by-play duties for Spider men's basketball broadcasts. Black, who also hosts a morning show on ESPN Richmond, the Spiders radio rights-holder, underwent surgery to remove a vocal polyp in June. Following the successful procedure, Black has said that he is "more fired up to get going than I have been in a long time." Black will be teamed with analyst Greg Beckwith, a member of the Richmond Athletics Hall of Fame who is still the program's career leader in assists and steals. Black and Beckwith will do all away games and national TV home games on ESPN Richmond radio. They will anchor the SpiderTV broadcast for all of Richmond's home games on regional TV. Those broadcasts will be produced and directed by Blake Ellett.

POLL POSITION

Richmond appeared in the Receiving Votes section of the AP Top 25 Poll on December 2nd, with two points. It was the first time the Spiders appeared anywhere in the AP Poll since the final poll of 2011, which was released in mid-March prior to the Spiders run to the Sweet 16. Richmond was also Receiving Votes in that poll (47 points). The Spiders stayed in the Receiving Votes section for three weeks before dropping out following their loss to Radford on December 22nd. Richmond also received one vote in the December 16 USA TODAY Coaches Poll.

THE LAST TIME

TEAM

Ranked in AP Top 25: AP No. 24 (2010 Final Poll)
 Defeated Top 10 Team: 11/27/10 | #8 Purdue, 65-54
 Defeated Top 10 Team, Home: 11/29/86 | #6 Ga. Tech, 67-62
 Defeated Top 10 Team, Away: 1/22/04 | #10 Kansas, 69-68
 Defeated Top 25 Team, Home: 2/25/15 | #22 VCU, 67-63
 Defeated Top 25 Team, Away: 1/31/15 | #14 VCU, 64-55
 Defeated Top 25 Team, Neutral: 11/27/15 | #14 Cal, 94-90
 Won By 50+: 12/3/79 | vs. Bluefield, 132-69 (63 pts)
 Scored 90+: 11/17/19 | vs CSUN, 90-62
 Scored 100+: 11/8/19 | vs Saint Francis, 100-98 (OT)
 Allowed Less Than 50: 11/30/19 | vs Boston College, 64-44
 Allowed Less Than 40: 11/12/10 | vs. Southern, W 79-37
 Shot Over 60% FG: 2/23/19 | vs La Salle, W 84-75 (66.7)
 Held Opp Under 35% FG: 1/5/20 | at Rhode Island (23-66, 34.8%)
 Allowed Fewer 10 pts, half: 11/23/10 | vs. Southern, W 81-40 (9)
 Made 15+ 3PT FG: 12/3/19 | at Hampton, W, 80-63 (15)
 Made 0 3PT FG: 1/25/16 | vs. Davidson, L 78-70 (0-15)
 Made 35+ FT: 2/6/93 | vs. UNCW, W 91-69 (36)
 50+ Rebounds: 11/17/03 | vs. MVSU, W 62-46 (53)
 25+ Assists: 2/28/18 | vs UMass, W 90-65 (27)
 15+ Blocks: 1/13/10 | vs. UMass, W 70-63 (17, SR)
 15+ Steals: 11/18/12 | at Minn, L 72-57 (15)
 3 or fewer turnovers: 12/1/18 | vs. Wake Forest, W 84-74 (3)

INDIVIDUAL

6+ players in double digit scoring: 3/18/15 | vs. SFBK, W, 84-74
 3 players, 20+ pts: 11/14/19 vs Vanderbilt |
 Jacob Gilyard (26), Blake Francis (24), Nathan Cayo (20)
 2 players, 25+ pts: 1/28/17 vs. Duquesne
 (T.J. Cline 34 ShawnDre' Jones 30)
 Scored 50+ pts: Bob McCurdy (53) vs. Appalachian St, 2/26/75
 Scored 40-49: Bob McCurdy (46) vs. West Virginia, 2/17/75
 Scored 35-39: T.J. Cline (36) vs. Dayton, 3/1/16
 Scored 30-34: Grant Golden (33) vs Wyoming, 11/21/18
 Scored 25-29: Blake Francis (29) at Hampton, 12/3/19
 Made 6+ 3PT FG: Blake Francis (6) at Hampton, 12/3/19
 Made 15+ FT: Terry Allen (17) vs. Cal, 11/27/15
 Had 25+ Reb: George Grodzicki (25) vs. GW, 12/6/61
 Had 15+ Reb: De'Monte Buckingham (16) at Fordham, 1/3/18
 2 players w/ 10+ reb: Sherod (11), Golden (10) vs GMU, 2/3/18
 Had 15+ assists: Greg Beckwith (16) vs. Navy, 2/25/86
 Had 10+ assists: Jacob Gilyard (10) at Hampton, 12/3/19
 Had 5+ steals: Jacob Gilyard (6) vs South Alabama, 12/8/19
 Had 5+ blocks: Grant Golden (6) vs George Mason, 2/27/19
 2 players with double-double: Nick Sherod (32 pts, 11 reb)
 & Grant Golden (10 pts, 10 reb), vs GMU 2/3/18
 Triple-Double: T.J. Cline (19 pts 11 reb 12 assists) vs. SLU, 3/4/17

SPIDERS W-L WHEN ...

	OVERALL	ATLANTIC 10
Scores 60 or more	12-2	2-0
Scores 70 or more	8-1	1-0
Scores 80 or more	6-0	1-0
Scores under 60	0-2	0-1
Allows under 60	6-0	1-0
Allows under 70	9-0	2-0
Allows over 70	3-4	0-1
Decided by 5 or less	3-0	0-0
Leading/tied, 5 min left	11-0	2-0
Trailing, 5 min left	1-4	0-1
Leading/tied, half	10-2	2-1
Trailing, half	2-2	0-0
Higher FG pct	10-0	2-0
Lower FG pct	2-4	0-1
FG pct over 50	5-0	0-0
FG pct under 40	0-3	0-1
Outrebounded opponent	5-0	0-0
Outrebounded by opponent	7-4	2-1
Fewer/same turnovers	11-3	2-0
More turnovers	1-1	0-1
Fewer/same assists	0-4	0-1
More assists	12-0	2-0
Day (before 5p)	4-1	1-0
Night (5p or later)	8-3	1-1
White jersey	9-3	1-1
Blue jersey	0-1	0-0
Red jersey	3-0	1-0



THE BIG PICTURE

NET DEBUT

Richmond was 22nd in the initial 2019-20 NET Rankings, which were released on December 16th. The Spiders were third among A-10 teams behind Dayton (10) and Duquesne (20). 22nd remains the highest spot Richmond has reached in the NET Rankings this season.

WEIGHTY MATTERS

Redshirt junior Grant Golden will play the 2019-20 season close to 255 lbs, down about 20 lbs from his playing weight in 2018-19. Golden focused on cutting weight this offseason after he said he felt his legs were heavy at the ends of games last season.

On the other hand, sophomore Souleymane Koureissi has bulked up to 215 lbs this offseason. That's up 25 lbs from what he weighed when he came to Richmond in the summer of 2018.

WILD START

Richmond opened its season with a pair of wild games at the Robins Center, becoming the first team since Southern Miss in 2012-13 to start a season with two straight overtime wins.

Richmond trailed Saint Francis (PA) by 10 with 100 seconds remaining in regulation in its season opener on November 8 before a 12-2 run, keyed by a full-court press that led to three Red Flash turnovers in a 32-second span, tied the game at 90 and forced overtime. Richmond prevailed 100-98 in the extra period, the Spiders most points scored in a season opener since 1980.

In their next game, the Spiders were tied with Vanderbilt at 80 at the end of regulation. With 25 seconds left in OT, Jacob Gilyard tied the game with a reverse layup. With four seconds left, Gilyard intercepted a Vanderbilt pass and flipped the ball ahead to a streaking Andre Gustavson, who was fouled on his dunk attempt with 0.6 seconds left and went on to make the game-winning free throw in a 93-92 Spiders win.

Richmond was the first team to start a season with back-to-back wins by no more than two points since UNLV in 2014-15.

URBAN LEGENDS

Richmond competed in the Romand Legends Classic at the Barclays Center in Brooklyn, N.Y. during Thanksgiving Week. Richmond defeated Wisconsin 62-52 in the semifinals behind 16 first-half points from Blake Francis. It was Richmond's third straight win over a power-conference opponent dating back to last season.

In the championship game, the Spiders fell to #18 Auburn 79-65. Richmond led 35-34 at halftime but was unable to answer a 15-4 run by the Tigers to start the second half and finished the game 2-18 from three-point range.

After the game, Grant Golden and Jacob Gilyard were named to the Legends Classic All-Tournament Team.

IN A CLASS BY HIMSELF

While the Spiders are scheduled to return their entire roster in 2020-21, Richmond currently has two open scholarships. One of those spots will be filled by Isaiah Wilson next season, the only member of Richmond's Class of 2020 signing class. Wilson, a point guard from Pittsburgh, Pa., is a Top-200 national recruit who is rated as the fourth-best Class of 2020 recruit in Pennsylvania by 247sports.com as well as 31st best 2020 point guard in the nation.

FAMILY BUSINESS

Several Spiders have family members who participated in college athletics.

Jake Wojcik's father Dave was head coach at San Jose

State from 2013-17 and has 19 seasons of college coaching experience. He played collegiately at Loyola (Md.). Wojcik's uncle Doug is a former head coach of both Tulsa (2005-12) and College of Charleston (2012-14) and played at Navy, where he was an All-CAA performer and teammate of Basketball Hall-of-Famer David Robinson.

Junior Nick Sherod is the son of E.J. Sherod who played basketball at ODU. Nick's grandfather, Edmund, was a Hall-of-Famer at VCU before playing for the New York Knicks.

Jacob Gilyard's father Rodney is a member of Ottawa University's Athletics Hall of Fame and graduated as the school's all-time leader in assists and steals in 1992.

Freshman Tyler Burton's father Quinton played at Providence and helped the Friars to a pair of NCAA Tournament appearances in 1989 and 1990. He scored 11.1 PPG as a senior. When he was being recruited, his final two schools were Providence and Richmond.

Grant Golden's father played at Fairfield University and he had two grandfathers that played collegiate football. Grant's brother Bryce is a sophomore on Butler's team this season.

Sophomore Jordan Gaitley is the son of Stephanie Gaitley, currently the head coach of the women's basketball team at Fordham University and the head coach of Richmond's women's team from 1985-91, when she amassed a 116-63 record over six seasons at the Robins Center. Gaitley also has two older brothers who played collegiately. His oldest brother Dutch is currently an assistant coach for the Charlotte Hornets.

Freshman Gabe Arizin is the grandson of Basketball Hall-of-Famer Paul Arizin, a 10-time NBA All-Star who twice led the league in scoring. He attended Villanova and led the nation in scoring as a senior in 1950. His No. 11 jersey has been retired by the school. He was inducted into the College Basketball Hall of Fame in 2006. Gabe's father Mike played at William & Mary and La Salle. He earned All Southern-Conference honors following his freshman and sophomore seasons at W&M.

Junior Blake Francis' father Carl attended Virginia Union University and played linebacker for four seasons. He is currently the Director of Communications for the NFL Player's Association. Also in Francis' family:

- Brother Branden played football at Liberty from 2010-13
- Cousin Tyler Thornton played basketball at Duke from 2010-14
- Cousin Marques Hagans started at QB for Virginia from 2004-05 and played in 10 NFL games after being picked in the 2006 NFL Draft.

MVP OFFSEASON

Grant Golden spent multiple weeks at the end of July and the beginning of August working out in Houston with former NBA All-Star and current Houston Rockets Player Development Coach John Lucas.

While in Houston, Golden worked out with several current NBA players, including playing in multiple pickup games with NBA MVP James Harden.

BIG GAMES

20-POINT GAMES

NAME	CAREER	LAST
Grant Golden	23	20 (Saint Louis, 3/14/19)
Jacob Gilyard	16	21 (Alabama, 12/29/19)
Blake Francis	16 (5 at UR)	23 (St. Joe's, 1/2/20)
Nick Sherod	11	25 (CSUN, 11/17/19)
Nathan Cayo	6	20 (Vanderbilt, 11/14/19)
Jake Wojcik	2	22 (So Alabama, 12/29/18)

DOUBLE-FIGURE SCORING GAMES

NAME	CAREER	LAST
Grant Golden	66	10 (Saint Louis, 1/11/20)
Jacob Gilyard	60	13 (St. Joe's, 2/2/20)
Blake Francis	53 (15 at UR)	14 (Saint Louis, 1/11/20)
Nick Sherod	48	17 (Saint Louis, 1/11/20)
Nathan Cayo	28	19 (Rhode Island, 1/5/20)
Jake Wojcik	9	14 (St. Joe's, 1/2/20)
Andre Gustavson	6	10 (Charleston, 12/14/19)
Souleymane Koureissi	2	10 (GW, 2/9/19)

DOUBLE-FIGURE REBOUNDING GAMES

NAME	CAREER	LAST
Grant Golden	15	11 (Alabama, 12/29/19)
Nick Sherod	2	11 (Mason, 2/3/18)
Nathan Cayo	1	11 (Rhode Island, 1/5/20)

DOUBLE-FIGURE ASSIST GAMES

NAME	CAREER	LAST
Jacob Gilyard	1	10 (Hampton, 12/3/19)
Andre Gustavson	1	10 (Georgetown, 11/28/18)

DOUBLE-DOUBLES

NAME	CAREER	LAST
Grant Golden	13	14 Pts 11 Reb (12/29/19)
Nick Sherod	2	32 Pts 11 Reb (2/3/18)
Nathan Cayo	1	19 Pts 11 Reb (1/5/20)
Jacob Gilyard	1	18 Pts 10 Ast (12/3/19)

SPIDERS IN OVERTIME

All-Time Record: 77-51
 2019-20 OT Record: 2-0
 Last OT Game: W vs Vanderbilt, 93-92, 11/14/19
 Last OT Win: W vs Vanderbilt, 93-92, 11/14/19
 Last OT Loss: L at Fordham, 69-65, 1/3/18
 Double OT Record: 10-10
 Last 2OT Game: W at GW, 98-90, 1/28/16
 Triple OT Record: 8-1
 Last 3OT Game: L vs. Saint Louis, 85-72, 2/8/09
 Home OT Record: 46-18
 Last Home OT Game: W vs Vanderbilt, 93-92, 11/14/19
 Road OT Record: 22-30
 Last Road OT Game: W at Duquesne, 77-73, 1/24/18
 Neutral OT Record: 8-3
 Last Neutral OT Game: L vs. VCU, 87-77, 3/11/17

SPIDERS BY THE NUMBERS

- 9 NCAA Tournament Appearances
- 6 Conference Championships
- 8 NCAA Tournament Wins/2 Sweet Sixteens
- 1st 15-seed to beat a 2-seed (1991 vs Syracuse)
- Smallest school (3,227 undergraduate enrollment) to make NCAA Sweet 16 since Davidson in 2008
- 21 Professional Players under Chris Mooney
- 13 Wins over Top 25 since 2008



HOME OF THE SPIDERS

ROBINS CENTER

Built in 1972 through the generosity of the E. Claiborne Robins family, the Robins Center underwent a \$17 million renovation in 2013 that transformed it into the one of the premier college basketball arenas in the nation.

Last season, the Spiders averaged 5,730 fans per game, fifth in the Atlantic 10. In 2017-18, Richmond averaged 6,492 fans per game, its most since the 1992-93 season when capacity at the arena was over 9,000. Today, the arena has a capacity of 7,201.

The Robins Center complex houses the University's athletic squads and serves as the showplace for University of Richmond basketball. Renovations to the lower level of the building in 2018 resulted in the creation of the Blandford-Everett Student-Athlete Performance Center, which provides Richmond's student-athletes with the latest strength and conditioning equipment, access to a nutrition fueling center, and a state-of-the-art sports medicine facility.

In addition to sporting and recreational activities, the Robins Center annually serves as the site or Richmond's commencement exercises and also provides a forum for countless other educational and cultural events.

The eyes of the world were focused on the Robins Center in 1992, when one of that year's Presidential debates was held in the Center's main arena. In 2011, President Obama delivered an economic address to a capacity crowd.



Capacity	7,201
Season	48th
1st Game	12/3/1972 (L vs Maryland)
All-Time Record	454-219 (8-1 this season)
2018-19 Avg Attendance	5,730
Most Home Wins In A Season	16 (2014-15)

QUEALLY ATHLETICS CENTER


The Queally Athletics Center is the future home of Spiders basketball.

Sports medicine and nutritional facilities, along with an athletic training room with hydrotherapy, will ensure the health and well-being of student-athletes. Strength and conditioning areas, including a full-sized practice gym, coaches offices and team locker rooms will help athletes compete at maximum performance levels. A new Academic Support Center will be located in the renovated Millhiser Gymnasium to ensure that student-athletes have access to the resources they need to maintain progress toward their educational goals. A Spider Hall will engage fans and alumni in celebration of the proud tradition of University of Richmond athletics.

The facility is named for 1986 alumni Paul and Anne-Marie Queally, longtime supporters of the University of Richmond who contributed a \$7.5 million lead gift to launch the fundraising efforts for the new center, which is expected to open in the fall of 2020.

The site will also be home to Richmond's new student Well-Being Center, which will house all campus health care services in addition to providing facilities for wellness education and nutrition services.

- Practice gym with six permanent baskets
- Locker rooms and team rooms (men's and women's)
- Sports medicine facility with hydrotherapy room
- Strength & Conditioning area open to court
- Grand entry hall celebrating Richmond Athletics
- Opening fall 2020



UNIVERSITY OF RICHMOND FACTS

- Ranked 23rd among "Best Liberal Arts Colleges" (US News & World Report)

According to the Princeton Review:

- Ranked 6th for Best Athletic Facilities
- No. 5 "Best-Run" college in the country
- Ranked 5th for "Most Beautiful Campus"
- Ranked 7th for "Best Classroom Experience"
- Ranked 10th for "Quality of Life"

Robins Business School ranked 25th in nation (Poets & Quants)

8:1 faculty-staff ratio; two-thirds of classes have fewer than 20 students

University endowment valued at more than \$2.5 billion

Founded in 1830, sixth oldest school in Virginia



UNIVERSITY OF RICHMOND ALUMNI

- Kenny Atkinson** Brooklyn Nets Head Coach
- Bruce Allen** Former Washington Redskins President
- Sean Casey** Three-Time MLB All-Star
- Joe Douglas** New York Jets General Manager
- Tim Finchem** Former PGA TOUR Commissioner
- Douglas Freeman** Historian, 2-time Pulitzer Prize winner
- Tim Hightower** Former NFL Running Back
- Melanie Healey** Former Procter & Gamble President
- Brian Jordan** Former MLB & NFL Player
- Todd McShay** ESPN NFL Draft Analyst
- Leland Melvin** NASA Astronaut
- Johnny Newman** Former NBA Player (UR's all-time leading scorer)
- Lil Dicky** Rapper

SPIDERS PTS-REB-AST

Opponent	Date	Score		00 GILYARD,JA	1 FRANCIS,BL	2 KOUREISSI,	3 BURTON,TYL	4 CAYO,NATHA	5 SHEROD,NIC
Saint Francis (PA)	11/08/19	100-98	Wot	24-1-8	14-4-1	0-1-0	4-4-2	9-3-1	27-8-1
Vanderbilt	11/14/19	93-92	Wot	26-2-4	24-4-1	0-1-1	0-1-0	20-8-2	14-5-3
CSUN	11/17/19	90-62	W	18-3-7	16-2-4	5-3-1	4-4-2	4-1-2	25-2-1
McNeese	11/22/19	87-57	W	15-3-6	20-0-3	6-3-1	7-2-0	4-6-3	17-4-5
vs Wisconsin	11/25/19	62-52	W	5-3-5	19-0-6	2-3-0	0-4-0	10-2-0	8-4-0
vs Auburn	11/26/19	65-79	L	12-4-4	7-2-1	4-2-0	2-0-0	8-6-0	12-4-1
Boston College	11/30/19	64-44	W	22-8-6	18-4-2	2-1-0	4-5-1	9-4-1	2-3-5
at Hampton	12/03/19	80-63	W	18-4-10	29-2-6	0-3-0	2-3-1	DNP	16-9-2
South Alabama	12/08/19	75-57	W	15-8-7	15-1-4	0-1-0	DNP	8-1-0	17-9-1
Col. of Charleston	12/14/19	78-71	W	7-6-8	20-3-3	4-1-1	0-2-0	11-5-0	9-7-2
at Old Dominion	12/18/19	62-59	W	6-3-4	18-4-3	0-1-0	0-4-0	8-2-0	7-5-2
vs Radford	12/22/19	58-73	L	10-3-6	18-1-1	2-2-0	8-3-1	3-5-0	8-3-1
at Alabama	12/29/19	78-90	L	21-2-4	14-2-1	2-0-0	2-5-1	3-5-0	5-3-2
Saint Joseph's	01/02/20	84-52	W	13-4-3	23-3-0	3-2-0	4-2-0	4-1-1	9-5-2
at Rhode Island	01/05/20	69-61	W	6-5-4	13-3-0	0-0-0	6-2-0	19-11-1	13-8-2
Saint Louis	01/11/20	58-74	L	2-1-1	14-1-0	0-0-1	3-5-0	4-6-0	17-5-1
Opponent	Date	Score		10 KULJU,SULL	11 WOJCIK,JAK	12 ARIZIN,GAB	15 GRACE,MATT	21 VERBINSKIS	22 GUSTAVSON,
Saint Francis (PA)	11/08/19	100-98	Wot	DNP	7-0-1	DNP	0-2-1	DNP	0-0-2
Vanderbilt	11/14/19	93-92	Wot	DNP	0-1-2	DNP	DNP	DNP	3-2-1
CSUN	11/17/19	90-62	W	0-0-0	0-5-1	DNP	0-2-0	3-1-0	4-1-1
McNeese	11/22/19	87-57	W	0-0-1	0-2-0	DNP	0-1-1	6-1-0	2-6-0
vs Wisconsin	11/25/19	62-52	W	DNP	0-1-0	DNP	0-0-0	DNP	2-2-0
vs Auburn	11/26/19	65-79	L	DNP	2-1-0	DNP	0-0-0	DNP	4-5-0
Boston College	11/30/19	64-44	W	0-0-0	0-2-1	0-0-0	0-2-1	0-0-0	7-5-1
at Hampton	12/03/19	80-63	W	DNP	0-6-0	DNP	7-3-1	DNP	8-3-2
South Alabama	12/08/19	75-57	W	0-1-0	0-2-0	DNP	2-2-1	DNP	10-4-3
Col. of Charleston	12/14/19	78-71	W	DNP	0-0-2	DNP	0-1-0	DNP	10-1-0
at Old Dominion	12/18/19	62-59	W	DNP	0-0-0	DNP	0-1-0	DNP	4-1-1
vs Radford	12/22/19	58-73	L	DNP	0-0-0	DNP	0-1-1	DNP	0-1-0
at Alabama	12/29/19	78-90	L	DNP	17-5-0	DNP	0-0-0	DNP	0-0-0
Saint Joseph's	01/02/20	84-52	W	0-0-0	14-0-3	0-1-0	4-4-3	DNP	0-5-0
at Rhode Island	01/05/20	69-61	W	DNP	2-0-0	DNP	0-3-1	DNP	0-0-0
Saint Louis	01/11/20	58-74	L	DNP	0-1-0	DNP	0-1-0	DNP	8-3-0
Opponent	Date	Score		31 GAITLEY,JO	33 GOLDEN,GRA				
Saint Francis (PA)	11/08/19	100-98	Wot	DNP	15-8-5				
Vanderbilt	11/14/19	93-92	Wot	DNP	6-7-2				
CSUN	11/17/19	90-62	W	0-0-0	11-12-3				
McNeese	11/22/19	87-57	W	0-0-0	10-6-2				
vs Wisconsin	11/25/19	62-52	W	DNP	16-12-1				
vs Auburn	11/26/19	65-79	L	DNP	14-6-1				
Boston College	11/30/19	64-44	W	0-1-0	DNP				
at Hampton	12/03/19	80-63	W	DNP	DNP				
South Alabama	12/08/19	75-57	W	0-0-0	8-7-6				
Col. of Charleston	12/14/19	78-71	W	DNP	17-7-3				
at Old Dominion	12/18/19	62-59	W	DNP	19-7-4				
vs Radford	12/22/19	58-73	L	DNP	9-7-1				
at Alabama	12/29/19	78-90	L	DNP	14-11-3				
Saint Joseph's	01/02/20	84-52	W	2-0-0	8-7-4				
at Rhode Island	01/05/20	69-61	W	DNP	10-9-5				
Saint Louis	01/11/20	58-74	L	DNP	10-5-3				



SPIDERS TEAM GAME-BY-GAME

				Total		3-Pointers		Free throws		Rebounds											
Opponent	Date	Score		FG-FGA	PCT	3FG-FGA	PCT	FT-FTA	PCT	OFF	DEF	TOT	AVG	PF	A	T/O	BLK	STL	PTS	AVG	
Saint Francis (PA)	11/08/19	100-98	Wot	35-68	.515	13-29	.448	17-24	.708	7	26	33	33.0	18	22	9	6	8	100	100.0	
Vanderbilt	11/14/19	93-92	Wot	32-70	.457	9-28	.321	20-23	.870	9	24	33	33.0	15	16	11	1	11	93	96.5	
CSUN	11/17/19	90-62	W	34-62	.548	15-30	.500	7-9	.778	11	26	37	34.3	21	22	11	3	6	90	94.3	
McNeese	11/22/19	87-57	W	31-55	.564	16-28	.571	9-10	.900	9	26	35	34.5	16	22	17	5	10	87	92.5	
vs Wisconsin	11/25/19	62-52	W	26-56	.464	6-17	.353	4-6	.667	4	27	31	33.8	16	12	10	3	7	62	86.4	
vs Auburn	11/26/19	65-79	L	28-65	.431	2-18	.111	7-9	.778	12	22	34	33.8	21	7	12	2	5	65	82.8	
Boston College	11/30/19	64-44	W	25-58	.431	9-24	.375	5-5	1.000	4	32	36	34.1	13	18	13	2	11	64	80.1	
at Hampton	12/03/19	80-63	W	26-57	.456	15-29	.517	13-18	.722	11	22	33	34.0	14	22	7	1	6	80	80.1	
South Alabama	12/08/19	75-57	W	30-58	.517	11-25	.440	4-4	1.000	5	31	36	34.2	9	22	12	3	9	75	79.6	
Col. of Charleston	12/14/19	78-71	W	31-59	.525	9-25	.360	7-9	.778	8	26	34	34.2	9	19	10	3	7	78	79.4	
at Old Dominion	12/18/19	62-59	W	21-51	.412	5-19	.263	15-19	.789	5	26	31	33.9	17	14	12	3	8	62	77.8	
vs Radford	12/22/19	58-73	L	20-55	.364	7-24	.292	11-15	.733	6	23	29	33.5	19	11	10	1	6	58	76.2	
at Alabama	12/29/19	78-90	L	27-69	.391	6-24	.250	18-22	.818	13	23	36	33.7	18	11	10	2	9	78	76.3	
Saint Joseph's	01/02/20	84-52	W	31-65	.477	8-25	.320	14-14	1.000	6	28	34	33.7	9	16	8	3	9	84	76.9	
at Rhode Island	01/05/20	69-61	W	28-66	.424	8-19	.421	5-8	.625	8	33	41	34.2	14	13	9	2	7	69	76.3	
Saint Louis	01/11/20	58-74	L	23-58	.397	4-21	.190	8-9	.889	5	24	29	33.9	18	6	15	1	7	58	75.2	
Total		1203		448-972	.461	143-385	.371	164-204	.804	123	419	542	33.9	247	253	176	41	126	1203	75.2	
Opponents		1084		388-936	.415	112-370	.303	196-282	.695	175	425	600	37.5	224	169	222	50	95	1084	67.8	

Team Averages

Games Played	Points/game	FG Pct	3FG Pct	FT Pct	Rebounds/game	Assists/game	Turnovers/game	Assist/Turnover ratio	Steals/game	Blocks/game
16	75.2	46.1	37.1	80.4	33.9	15.8	11.0	1.4	7.9	2.6

SPIDERS OPPONENT GAME-BY-GAME

				Total		3-Pointers		Free throws		Rebounds											
Opponent	Date	Score		FG-FGA	PCT	3FG-FGA	PCT	FT-FTA	PCT	OFF	DEF	TOT	AVG	PF	A	TO	BLK	STL	PTS	AVG	
Saint Francis (PA)	11/08/2019	100-98	Wot	35-72	.486	14-28	.500	14-22	.636	15	29	44	44.0	19	12	11	2	5	98	98.0	
Vanderbilt	11/14/2019	93-92	Wot	33-66	.500	15-35	.429	11-16	.688	10	31	41	42.5	21	15	19	5	7	92	95.0	
CSUN	11/17/2019	90-62	W	20-55	.364	5-18	.278	17-21	.810	12	18	30	38.3	12	9	14	1	4	62	84.0	
McNeese	11/22/2019	87-57	W	21-55	.382	4-20	.200	11-14	.786	10	16	26	35.3	9	10	15	3	12	57	77.3	
vs Wisconsin	11/25/2019	62-52	W	17-50	.340	7-27	.259	11-14	.786	8	28	36	35.4	14	7	15	2	6	52	72.2	
vs Auburn	11/26/2019	65-79	L	26-60	.433	5-19	.263	22-31	.710	18	26	44	36.8	17	12	13	4	7	79	73.3	
Boston College	11/30/2019	64-44	W	16-55	.291	7-28	.250	5-11	.455	10	29	39	37.1	6	11	18	3	2	44	69.1	
at Hampton	12/03/2019	80-63	W	25-54	.463	5-19	.263	8-18	.444	11	21	32	36.5	15	12	9	3	3	63	68.4	
South Alabama	12/08/2019	75-57	W	20-59	.339	7-22	.318	10-15	.667	11	23	34	36.2	9	10	13	2	8	57	67.1	
Col. of Charleston	12/14/2019	78-71	W	27-61	.443	6-26	.231	11-14	.786	10	21	31	35.7	11	6	11	1	8	71	67.5	
at Old Dominion	12/18/2019	62-59	W	21-52	.404	5-22	.227	12-16	.750	6	28	34	35.5	14	9	14	3	7	59	66.7	
vs Radford	12/22/2019	58-73	L	23-50	.460	8-18	.444	19-23	.826	7	31	38	35.8	14	15	13	1	6	73	67.3	
at Alabama	12/29/2019	78-90	L	31-66	.470	12-30	.400	16-21	.762	17	32	49	36.8	19	14	15	6	4	90	69.0	
Saint Joseph's	01/02/2020	84-52	W	22-60	.367	6-30	.200	2-6	.333	10	28	38	36.9	18	9	21	4	4	52	67.8	
at Rhode Island	01/05/2020	69-61	W	23-66	.348	4-17	.235	11-17	.647	13	33	46	37.5	12	9	9	6	4	61	67.3	
Saint Louis	01/11/2020	58-74	L	28-55	.509	2-11	.182	16-23	.696	7	31	38	37.5	14	9	12	4	8	74	67.8	
Total		1084		388-936	.415	112-370	.303	196-282	.695	175	425	600	37.5	224	169	222	50	95	1084	67.8	
Richmond		1203		448-972	.461	143-385	.371	164-204	.804	123	419	542	33.9	247	253	176	41	126	1203	75.2	

Opponents Averages

Games Played	Points/game	FG Pct	3FG Pct	FT Pct	Rebounds/game	Assists/game	Turnovers/game	Assist/Turnover ratio	Steals/game	Blocks/game
16	67.8	41.5	30.3	69.5	37.5	10.6	13.9	0.8	5.9	3.1



SPIDERS SPECIALTY STATS

Opponent	T/O	2ndCh	Paint	FastB	Bench	Ties	Leads	WL	Score	Leads overcome
Saint Francis (PA)	16	8	38	13	11	3	3	W	100-98	trailed by 12 2nd-06:58
Vanderbilt	34	10	38	11	3	8	10	W	93-92	trailed by 7 1st-15:52
CSUN	22	11	30	11	16	0	0	W	90-62	
McNeese	24	12	30	14	21	2	1	W	87-57	trailed by 8 1st-16:57
Wisconsin	15	2	28	6	4	1	2	W	62-52	trailed by 2 2nd-09:56
Auburn	13	17	46	9	12	0	3	L	65-79	lost 6 1st-16:33
Boston College	21	4	28	12	11	2	4	W	64-44	trailed by 9 1st-04:40
Hampton	11	8	14	2	13	2	3	W	80-63	trailed by 8 1st-04:32
South Alabama	14	6	32	8	12	1	4	W	75-57	trailed by 5 1st-16:22
Col. of Charleston	13	14	38	13	14	0	2	W	78-71	trailed by 8 1st-15:49
Old Dominion	14	2	30	6	4	0	1	W	62-59	trailed by 1 1st-18:47
Radford	9	5	22	4	10	2	0	L	58-73	lost 2 1st-19:40
Alabama	18	9	34	2	21	0	2	L	78-90	lost 5 1st-17:50
Saint Joseph's	27	5	44	9	27	0	1	W	84-52	trailed by 1 1st-08:38
Rhode Island	7	11	38	6	8	1	3	W	69-61	trailed by 7 1st-14:25
Saint Louis	9	2	26	1	11	4	2	L	58-74	lost 6 2nd-14:55
Totals	267	126	516	127	198	26	41			
Average/Game	16.7	7.9	32.2	7.9	12.4	1.6	2.6			
Opponent	174	196	492	140	284	30	36			
Average/Game	10.9	12.2	30.8	8.8	17.8	1.9	2.2			

SPIDER BITES

INTERNATIONALLY KNOWN

Nick Sherod and Souleymane Koureissi have taken educational immersion trips to South Africa and Grant Golden has studied in Cuba since the end of the 2017-18 season. But when given a chance to take a roundtrip flight to anywhere on the globe, some Spiders opted for less academic journeys. Blake Francis would like to visit Santorini, Greece. Jacob Gilyard is ready for a return trip to the Cayman Islands, where the Spiders played in 2017. Jordan Gaitley chose Wakanda, the fictional country from Marvel's movie Black Panther.

MAKING THE TOUGH CHOICES

When it comes to comics, the Spiders are more than twice as likely to prefer Marvel to DC Comics (53 percent to 20 percent, with 27 percent choosing 'neither'). Made to weigh in on other hot-button issues, the Richmond roster chose ketchup (67 percent) as its top condiment, easily outdistancing barbeque sauce (20 percent), and picked LeBron James (58 percent) over Michael Jordan (25 percent) - with Giannis Antetokounmpo and Jimmy Butler each getting one write-in vote. Befitting basketball players, the Spiders would prefer to have the ability to fly (67 percent) over the ability to be invisible (33 percent).

COLOR WHEEL

Perhaps no issues splits the Spiders as much as uniform color. 40 percent of Richmond's roster prefers the Spiders red jersey, 40 percent like the blue jersey best, and 20 percent chose the white jersey.

DUSTY IN HERE

While some Spiders claim to have never cried at a movie, a 2018 film led to damp eyes for at least four players. Grant Golden, Matt Grace, Nick Sherod, and Jordan Gaitley all said that the last movie they cried at is Lady Gaga's A Star is Born.

THE PLACES YOU'LL GO

A third of the Spiders roster (Grace, Sullivan Kulju, Tyler Burton, Gabe Arizin, Connor Crabtree) says their favorite television show as a kid was Spongebob Squarepants. Blake Francis chose Drake & Josh, but says his favorite book ever is still a children's book: The Dr. Seuss Collection.

FACE YOUR FEARS

Tyler Burton and Connor Crabtree were both heavily recruited before signing with Richmond this offseason. The duo decided to come to Richmond despite both admitting that the thing they are most afraid of is spiders.



Richmond mascot WebstUR



SPIDERS INDIVIDUAL GAME HIGHS

POINTS	29		Blake Francis - at Hampton (12/03/19)
	27		Nick Sherod - Saint Francis (PA) (11/08/19)
	26		Jacob Gilyard - Vanderbilt (11/14/19)
	25		Nick Sherod - CSUN (11/17/19)
	24		Blake Francis - Vanderbilt (11/14/19)
	24		Jacob Gilyard - Saint Francis (PA) (11/08/19)
FIELD GOALS MADE	9		Blake Francis - at Hampton (12/03/19)
	9		Jacob Gilyard - Boston College (11/30/19)
	9		Nick Sherod - CSUN (11/17/19)
	9		Blake Francis - Vanderbilt (11/14/19)
	9		Nick Sherod - Saint Francis (PA) (11/08/19)
FIELD GOAL ATTEMPTS	19		Blake Francis - at Alabama (12/29/19)
	18		Blake Francis - at Hampton (12/03/19)
	18		Blake Francis - vs Wisconsin (11/25/19)
FIELD GOAL PERCENTAGE (min 5 made)	1.000	(5-5)	Jake Wojcik - at Alabama (12/29/19)
	.833	(5-6)	Nathan Cayo - Col. of Charleston (12/14/19)
	.833	(5-6)	Nathan Cayo - vs Wisconsin (11/25/19)
3 PT FG MADE	7		Nick Sherod - CSUN (11/17/19)
	6		Blake Francis - at Hampton (12/03/19)
	6		Nick Sherod - Saint Francis (PA) (11/08/19)
3 PT FG ATTEMPTS	12		Nick Sherod - Saint Francis (PA) (11/08/19)
	9		Blake Francis - vs Radford (12/22/19)
	9		Blake Francis - Col. of Charleston (12/14/19)
	9		Blake Francis - at Hampton (12/03/19)
	9		Blake Francis - vs Wisconsin (11/25/19)
	9		Nick Sherod - CSUN (11/17/19)
	9		Blake Francis - Vanderbilt (11/14/19)
3 PT FG PERCENTAGE (min 2 made)	1.000	(4-4)	Jake Wojcik - at Alabama (12/29/19)
	1.000	(2-2)	Tyler Burton - at Rhode Island (01/05/20)
	1.000	(2-2)	Matt Grace - at Hampton (12/03/19)
	1.000	(2-2)	Tomas Verbinskis - McNeese (11/22/19)
	1.000	(2-2)	Jake Wojcik - Saint Francis (PA) (11/08/19)
FREE THROWS MADE	10		Jacob Gilyard - at Alabama (12/29/19)
	8		Nathan Cayo - Vanderbilt (11/14/19)
	8		Jacob Gilyard - Saint Francis (PA) (11/08/19)
FREE THROW ATTEMPTS	11		Jacob Gilyard - at Alabama (12/29/19)
	11		Jacob Gilyard - Saint Francis (PA) (11/08/19)
FREE THROW PERCENTAGE (min 3 made)	1.000	(6-6)	Jacob Gilyard - Vanderbilt (11/14/19)
	1.000	(5-5)	Blake Francis - Saint Joseph's (01/02/20)
	1.000	(5-5)	Blake Francis - at Hampton (12/03/19)
	1.000	(5-5)	Blake Francis - McNeese (11/22/19)
	1.000	(4-4)	Blake Francis - at Alabama (12/29/19)
	1.000	(4-4)	Nathan Cayo - at Old Dominion (12/18/19)
	1.000	(4-4)	Andre Gustavson - at Old Dominion (12/18/19)
	1.000	(4-4)	Blake Francis - Col. of Charleston (12/14/19)
	1.000	(4-4)	Blake Francis - South Alabama (12/08/19)
	1.000	(4-4)	Nathan Cayo - vs Auburn (11/26/19)
	1.000	(3-3)	Nick Sherod - Saint Louis (01/11/20)
	1.000	(3-3)	Jake Wojcik - Saint Joseph's (01/02/20)
REBOUNDS	12		Grant Golden - vs Wisconsin (11/25/19)
	12		Grant Golden - CSUN (11/17/19)
ASSISTS	10		Jacob Gilyard - at Hampton (12/03/19)
	8		Jacob Gilyard - Col. of Charleston (12/14/19)
	8		Jacob Gilyard - Saint Francis (PA) (11/08/19)
STEALS	7		Jacob Gilyard - Vanderbilt (11/14/19)
	6		Jacob Gilyard - South Alabama (12/08/19)
BLOCKED SHOTS	3		Tyler Burton - Saint Francis (PA) (11/08/19)
	2		Nathan Cayo - Saint Joseph's (01/02/20)
	2		Andre Gustavson - South Alabama (12/08/19)
	2		Souleymane Koureissi - Boston College (11/30/19)
	2		Nathan Cayo - McNeese (11/22/19)
	2		Souleymane Koureissi - CSUN (11/17/19)
	2		Grant Golden - Saint Francis (PA) (11/08/19)
TURNOVERS	5		Jacob Gilyard - Saint Louis (01/11/20)
	5		Blake Francis - Saint Louis (01/11/20)
	5		Nathan Cayo - South Alabama (12/08/19)
	5		Tyler Burton - McNeese (11/22/19)
FOULS	5		Tyler Burton - vs Auburn (11/26/19)
	5		Andre Gustavson - CSUN (11/17/19)





CHRIS MOONEY

HEAD COACH

15th SEASON

PRINCETON, 1994

Chris Mooney is the winningest coach in Richmond basketball's storied history, a distinction he earned with a win over Wake Forest on December 1, 2018 for his record-setting 240th victory on the Spiders sidelines. Now in his 15th season with the Spiders, Mooney has led Richmond to a pair of NCAA Tournaments and a pair of NIT Quarterfinals.

Hired by Richmond prior to the 2005-06 season, Mooney is the second longest-tenured coach in the Atlantic 10, trailing only Bob McKillop (Davidson). Mooney entered 2019-20 fifth all-time in conference history in both A-10 wins by a head coach (124) and overall wins by an A-10 head coach (250).

Mooney has led the Spiders to seven total postseason appearances - all in the last 12 seasons. Under Mooney, the Spiders made trips to the NCAA tournament in 2010 and 2011 and trips to the NIT Quarterfinals in 2015 and 2017. In the spring of 2011, Mooney's Spiders made national headlines en route to the NCAA Sweet 16, knocking off five-seed Vanderbilt and Morehead State in the process. Richmond finished both the 2010 and 2011 seasons ranked in the top 25.

Mooney has earned many honors during his Spiders career. He was tabbed the Sporting News Atlantic 10 Coach of the Year in 2010, while also being selected as a finalist for the Jim Phelan National Coach of the Year Award. That same year, he won Richmond's Voice of the University Award, given to a faculty or staff member for being a voice that represents the University of Richmond in a positive manner to the wider community. Later in 2010, Richmond Style Weekly tabbed him for the 40 Under 40 list, spotlighting UR's community involvement with the homeless, Special Olympics, Arthritis Foundation, Friends of Jaclyn Foundation and the ASK Foundation for Childhood Cancer Research.

21 of Mooney's former players have gone on to play professionally in either the NBA, the G League, or overseas, including at least one from 12 of the last 14 graduating classes.

In 2018-19, the Spiders became the first team in four years to place a pair of sophomores on the Atlantic 10's All-Conference teams, as Jacob Gilyard earned Second Team honors and Grant Golden was named to the Third Team. Gilyard and Golden were forced into bigger roles after junior Nick Sherod, the Spiders most experienced starter, suffered a season-ending knee injury in late November. With Sherod out, the Spiders were one of the 25 youngest teams in Division I, relying on freshmen and sophomores for 87 percent of their points. The Spiders youth often showed up at the end of games, as Richmond lost seven games despite leading with five minutes left in regulation. The Spiders finished 13-20, and held a lead of eight or more points in half of their losses.

In 2017-18, Mooney oversaw the development of one of the nation's youngest teams, starting a junior, two sophomores, and two freshmen. Facing one of the 25 most difficult out-of-conference schedules in Division I, the Spiders entered A-10 play with a 2-10 record. But Richmond exceeded expectations in the league, finishing tied for fifth with a 9-9 record that included a pair of wins against crosstown rival VCU and a 2-0 mark against eventual league champion Davidson.

In 2016-17, the Spiders swept the two major Atlantic 10 awards, with senior T.J. Cline winning A-10 Player of the Year and freshman De'Monte Buckingham earning Rookie of the Year honors. UR rebounded from a 6-6 start to finish third in A-10 play and earn an NIT bid where the Spiders won games at Alabama and home vs Oakland.

In 2014-15, Richmond finished the regular season on a six-game winning streak, and was one of the "Last Four Out" of the NCAA Tournament at-large field, thereby securing the No. 1 seed and home-court advantage in the NIT, where they would reach the tournament's quarterfinals.

2009-10 and 2010-11 are remembered as two of the top seasons in Mooney's coaching career and in Spider basketball history. In the spring of 2010, Richmond earned its first NCAA at-large bid since 2004, garnering a seven seed before falling in the first round of the tournament. Mooney was named the 2010 Sporting News Atlantic 10 Coach of the Year, and was a finalist for the 2010 Jim Phelan National Coach of the Year award. The Spiders finished the season ranked no. 24 in the final top-25 rankings.

In 2011, Richmond defeated Dayton in the A-10 championship game to earn Mooney's first conference championship, the Spiders first and only league title since Richmond joined the Atlantic 10 in 2001.

The 2010-11 Spiders would go on to the second Sweet 16 in program history by downing Vanderbilt and Morehead State in the NCAA Denver Subregional. The Spiders run came to an end at the hands of Kansas in San Antonio. Richmond finished 29-8, set a school record for wins, and finished no. 21 in the coaches poll.

Mooney previously coached at Air Force for five seasons: three as an assistant, one as an associate head coach and his final season as head coach. In 2004-05, Mooney led the Falcons to an 18-12 record and votes in the national polls. His 18 victories were the most by a first-year head coach at Air Force.

Mooney began coaching at the high school level, taking a job at Lansdale Catholic High School in Lansdale, Pa., in 1994. His first college coaching experience came at Division III Beaver College, now known as Arcadia University. He spent two seasons there from 1998-2000. While at Beaver College, Mooney only coached part-time, spending much of his time as an event coordinator. He helped plan weddings and events while also serving as the team manager.

Mooney is married to the former Lia Chomat, a Princeton graduate who also has a doctorate in psychology from Penn. The couple has two sons, Danny and Ryan.

MOONEY FILE

COACHING HONORS

2010 Sporting News Atlantic 10 Coach of the Year
2010 Jim Phelan National Coach of the Year Finalist

POSTSEASON ACCOMPLISHMENTS

2017 NIT Quarterfinals
2015 NIT Quarterfinals
2013 CBI Quarterfinals
2011 NCAA Sweet 16
2011 Atlantic 10 Tournament Champions
2010 NCAA First Round
2009 CBI Semifinals
2008 CBI First Round

AS A HEAD COACH

YEAR	SCHOOL	RECORD	CONF.	FINISH
2019-20	Richmond	12-4	2-1	--
2018-19	Richmond	13-20	6-12	t-10th
2017-18	Richmond	12-20	9-9	t-5th
2016-17	Richmond	22-13	13-5	t-3rd
2015-16	Richmond	16-16	7-11	9th
2014-15	Richmond	21-14	12-4	4th
2013-14	Richmond	19-14	8-8	7th
2012-13	Richmond	19-15	8-8	t-8th
2011-12	Richmond	16-16	7-9	t-9th
2010-11	Richmond	29-8	13-3	3rd
2009-10	Richmond	26-9	13-3	3rd
2008-09	Richmond	20-16	9-7	t-5th
2007-08	Richmond	16-15	9-7	t-4th
2006-07	Richmond	8-22	4-12	t-12th
2005-06	Richmond	13-17	6-10	t-11th
2004-05	Air Force	18-12	9-5	3rd
1999-00	Arcadia (D3)	16-10	12-4	2nd
1998-99	Arcadia (D3)	8-17	7-9	6th

Richmond (2005-pres.)	262-219 (.545)	126-111 (.532)
Air Force (2004-05)	18-12 (.600)	9-5 (.643)
Career Record (D-I only)	280-231 (.548)	135-116 (.538)

Head Coach, Richmond, 2005-present
Head Coach, Air Force, 2004-05
Associate Head Coach, Air Force, 2003-04
Assistant Coach, Air Force, 2000-03
Head Coach, Arcadia University (Div III), 1997-00

AS A PLAYER

A 1994 graduate with a B.A. in English, Mooney led Princeton to the NCAA Tournament twice following a pair of conference titles. The four-year letterwinner amassed 1,071 points, which ranks 25th on Princeton's all-time scoring list, and started all 107 games in his career.





#0 JACOB GILYARD
G | JR | 5'9" | 160
KANSAS CITY, MO
THE BARSTOW SCHOOL

CAREER HIGHS

Statistic	Value	
Points	31	vs IUPUI 11/16/18
Rebounds	8	4 times
Assists	10	at Hampton 12/03/19
Steals	7	vs Oral Roberts 12/15/18, vs High Point 12/22/18, vs Vanderbilt 11/14/19
Blocks	1	4 times
FG Made	12	vs IUPUI 11/16/18
FG Attempts	17	vs Oral Roberts 12/15/18, at Dayton 01/06/19
3FG Made	8	at Dayton 01/06/19
3FG Attempts	16	at Dayton 01/06/19
FT Made	10	at Alabama 12/29/19
FT Attempts	11	vs Saint Francis (PA) 11/08/19, at Alabama 12/29/19

CAREER STATS

SEASON	TEAM	GP-GS	MIN/AVG	Field Goals		3-Point		F-Throws		Rebounds				Scoring				
				FG-FGA	FG%	3FG-FGA	3FG%	FT-FTA	FT%	OFF	DEF	TOT	AVG	PF-FO	AST	TO	BLK	STL
2017-18	UR	32-32	1166/36.4	126-279	.452	58-151	.384	56-67	.836	15	54	69	2.2	56-0	130	54	1	89
2018-19	UR	31-31	1156/37.3	177-375	.472	74-204	.363	74-96	.771	20	70	90	2.9	52-0	160	75	1	88
2019-20	UR	16-16	578/36.1	77-155	.497	31-80	.388	35-41	.854	7	53	60	3.8	27-0	87	29	2	53
TOTAL	79-79	2901/36.7	380-809	.470	163-435	.375	165-204	.809	42	177	219	2.8	135-0	377	158	4	230	1088

JUNIOR (2019-20)

GAME-BY-GAME

1.11 vs Saint Louis - Broke a tie with Greg Beckwith for the most steals in school history when he broke up a pass at midcourt with 17:18 to play in the 2nd half ... **1.5 at Rhode Island** - Limited to 10 minutes in 1st half with foul trouble ... 6 points, 4 rebounds, 3 assists, 1 steal in 2nd half ... Tied Greg Beckwith for most steals in Richmond history (227) when he intercepted a pass with 18:38 remaining in the 2nd half ... **12.29 at Alabama** - Led Richmond with 21 points, 4 assists, and 3 steals ... 16th 20-point game at Richmond ... Tied Tony Dobbins for second on UR's career steals list (223) ... Made a career-high v10 free throws on 11 attempts (tied career high) ... **12.18 at Old Dominion** - Registered a game-high four steals and passed Kevin Anderson (217) for third on Richmond's career steals list ... Drew two defenders and dished to Grant Golden at top of key for game-winning three-pointer with 2.0 seconds left ... **v12.9** - Named A-10 Co-Player of the Week (along with Duquesne's Michael Hughes) after registering 16.5 PPG, 8.5 APG, and 5.0 SPG with no turnovers and shooting 67% from the field in a pair of wins ... His third career A-10 Player of the Week Award and second of the season ... Joined Dayton's Obi Toppin as the only players with multiple A-10 Player of the Week Awards this season ... He was also named the College Sports Madness A-10 Player of the Week ... **12.8 vs South Alabama** - Scored all of his 15 points after halftime ... Tied a career high with 8 rebounds ... Added 6 steals and 7 assists while finishing without a turnover for the second straight game ... **12.3 at Hampton** - Scored his 1,000th career point on a free throw at the 2:54 mark of the first half ... Became 48th player to score 1,000 career points at Richmond ... Finished with a career-high 10 assists and 0 turnovers, becoming the third Spiders with 10+ assists and no turnover in a game in the last 10 seasons (T.J. Cline - 2017, Trey Davis - 2016) ... **11.30 vs Boston College** - Led Richmond in points (22), rebounds (8), assists (6), and steals (5) ... Scored 16 points after halftime, 2 fewer than Boston College (18) ... Scored 13 points during 23-2 Spiders run in 2nd half that decided game **11.26 vs Auburn** - Led Richmond in assists (4) and steals (3) ... Named to the Legends Classic All-Tournament Team (8.5 PPG, 4.5 APG, 3.5 RPG, 2.0 Steals PG in 2 games) ... **11.25 vs Wisconsin** - Scored all five of his points and had a steal in game's final 3 minutes to seal win ... **11.18** - Named A-10 Co-Player of the Week (along with VCU's Marcus Santos-Silva) after registering 22.0 PPG, 5.5 APG, 4.0 SPG and shooting 65% from the field in a pair of wins ... His second career A-10 Player of the Week Award after also winning the Award on Feb. 11, 2019 ... He was also named the College Sports Madness A-10 Player of the Week ... **11.17 vs CSUN** - Scored 18 points and added 7 assists despite playing just 26 minutes, the second-fewest of his career at the time ... **11.14 vs Vanderbilt** - Recorded 7 steals, 1 shy of the school record ... 22 of his team-high 26 points came in 2nd half/OT ... Tied game with 25 seconds left in OT on a drive and reverse layup ... Final steal came with 4 seconds left in OT when he intercepted a Vanderbilt pass and flipped the ball ahead to Andre Gustavson, who was fouled just before the buzzer and went on to make the game-winning free throw ... Passed John Davis for 4th on Richmond's career steals list, finishing game with 190 ... **11.8 vs Saint Francis** - Recorded team-high 8 Ast, 5 steals to go with 24 points ... second A-10 player in last 5 years with 24 Pts, 8 Ast, 5 steals in game (Jaylen Adams (SBU) - 12/9/17 ... Intercepted a pass and was fouled with 27 seconds remaining, made two ensuing free throws to force OT

PRESEASON

- Named First Team Preseason All-Atlantic 10 and Preseason All-Atlantic 10 Defensive Team in October ... Fifth Spider to earn First Team Preseason All-A-10 honors under Chris Mooney, joining Kevin Anderson (2009, 10), Kendall Anthony (2014), T.J. Cline (2016), and Grant Golden (2018) ... Second Spider to be named to Preseason All-Defensive Team twice under Chris Mooney, joining Alonzo Nelson-Ododa (2013-14)

SOPHOMORE (2018-19)

- Selected Second Team All-Conference and named to All-Defense Team by Atlantic 10 ... First Spider to make All-Defense team since Darrius Garrett in 2012 and second Spiders sophomore to ever make First Team or Second Team All-Atlantic 10 (Kevin Anderson - 2009)
- Named Second Team All-District 4 (Atlantic 10) by National Association of Basketball Coaches (NABC) and A-10 Player of the Year by Hoops HD
- Has totaled 868 points, 290 assists, and 177 steals in two seasons ... Since 1992, the only other D-I players to reach those totals by the end of their sophomore seasons are Jason Kidd and Allen Iverson
- Owens Richmond records for assists (290), steals (177), and three-pointers (132) by a player in his first two seasons ... 868 points are fifth-most ever by Spider in his first two seasons
- Scored 17.9 points per game during conference play, best in the A-10 ... Over full season, averaged 16.2 points per game, fifth best in the conference
- Led A-10 and ranked seventh in D-I with 2.84 steals per game ... 88 steals were second most in a season in school history, trailing only his 89 in 2017-18
- Ranked fourth in A-10 in assists per game (5.2) and second in A-10 in assist-to-turnover ratio (2.13) ... 160 assists were fifth most in a season in school history
- Ranked third in A-10 in minutes per game (37.3), the most by a Spider since 2002 (Scott Ungerer - 38.4) ... Played 40 minutes in 12 games
- Made a team-high 74 three-point field goals, third most in the A-10 and tied for 12th most in a season in school history ... Tied school record with eight three-pointers at Dayton on January 6
- Recorded third-highest FG pct (47.2) among D-I players under six feet (among qualifiers)

FRESHMAN (2017-18)

- Set Spiders single-season record with 89 steals, breaking mark held by Tony Dobbins (85 in 2003-04) ... Recorded most steals by D-I freshman since Marcus Smart in 2012-13 ... Averaged 2.78 steals per game, sixth most in D-I
- Played team-high 36.5 minutes per game, third most among D-I freshmen and sixth most for any player in the A-10 ... 1,167 minutes played were most by freshman in Spiders history
- Set Spiders record for assists by a freshman, finishing with 130 assists to break the mark held by Ken Atkinson (115) since 1986-87 ... 130 assists were ninth-most in a season in Spiders history ... Averaged 4.1 assists per game, 18th most by D-I freshman, second most by A-10 freshman, and 10th most of any A-10 player
- 2.41 assist-to-turnover ratio ranked fifth among D-I freshmen and third most of any A-10 player (minimum three assists per game)





#0 JACOB GILYARD (CONTINUED)

- Averaged 11.4 points per game, fourth-most by a true freshman for Richmond in last 20 years and most by a Spiders true freshman since Kendall Anthony in 2011-12 (13.0) ... ranked seventh among A-10 freshmen in scoring ... 366 total points were tied for sixth most by a freshman in Spiders history
- Made 83.6 percent of his free throws (56-67), best on the team and the 10th-best single-season rate in Spiders history (minimum 50 attempts)

HIGH SCHOOL

- Advanced to state title game in three of his four seasons, winning Barstow's first state title since 1995 as a sophomore in 2015
- Missouri Class 3 All-State selection after sophomore, junior, and senior seasons ... named Missouri Class 3 Player of the Year in 2017
- Averaged 33.2 points and 7.0 assists per game as senior ... won DiRenna Award, given to the top high school basketball player in the Kansas City area
- Set Barstow single-game school scoring record with 50 points vs Washington on Dec. 5, 2016
- Played for Billy Thomas, who appeared in 53 NBA games over three seasons and was a third-team All-Big 12 selection following his senior season at Kansas in 1998

PERSONAL

- Son of Rodney and Tanya
- Father Rodney graduated from Ottawa University (Kan.) in 1992 as school's career leaders in assists and steals ... inducted into Ottawa's Athletics Hall of Fame in 2015
- Has two older siblings (Chris and Marleigh) and one younger sibling (Roman)
- Born on July 14, 1998

GAMELOGS

Opponent	Date	GS	MIN	Total		3-Pointers		Free throws		Rebounds				PF	A	T/O	BLK	STL	PTS	AVG
FG-FGA	PCT	3FG-3FGA	PCT	FT-FTA	PCT	OFF	DEF	TOT	AVG											
Saint Francis (PA)	11/08/19	*	42:40	7-11	.636	2-6	.333	8-11	.727	0	1	1	1.0	1	8	1	0	5	24	24.0
Vanderbilt	11/14/19	*	40:01	8-14	.571	4-7	.571	6-6	1.000	0	2	2	1.5	1	4	4	0	7	26	25.0
CSUN	11/17/19	*	26:14	7-9	.778	4-6	.667	0-0	.000	0	3	3	2.0	2	7	1	0	1	18	22.7
McNeese	11/22/19	*	30:12	5-7	.714	4-5	.800	1-2	.500	0	3	3	2.3	3	6	2	0	3	15	20.8
vs Wisconsin	11/25/19	*	38:05	1-5	.200	1-3	.333	2-2	1.000	0	3	3	2.4	1	5	3	0	1	5	17.6
vs Auburn	11/26/19	*	36:10	6-12	.500	0-2	.000	0-0	.000	0	4	4	2.7	2	4	1	0	3	12	16.7
Boston College	11/30/19	*	36:05	9-16	.563	4-8	.500	0-0	.000	0	8	8	3.4	1	6	2	0	5	22	17.4
at Hampton	12/03/19	*	38:00	6-10	.600	4-7	.571	2-3	.667	1	3	4	3.5	2	10	0	0	4	18	17.5
South Alabama	12/08/19	*	36:51	6-8	.750	3-5	.600	0-0	.000	1	7	8	4.0	0	7	0	1	6	15	17.2
Col. of Charleston	12/14/19	*	38:41	2-6	.333	1-5	.200	2-2	1.000	1	5	6	4.2	2	8	4	0	3	7	16.2
at Old Dominion	12/18/19	*	40:00	2-8	.250	0-3	.000	2-2	1.000	0	3	3	4.1	1	4	0	1	4	6	15.3
vs Radford	12/22/19	*	38:48	3-10	.300	2-6	.333	2-2	1.000	1	2	3	4.0	3	6	4	0	1	10	14.8
at Alabama	12/29/19	*	38:45	5-10	.500	1-3	.333	10-11	.909	1	1	2	3.8	1	4	1	0	3	21	15.3
Saint Joseph's	01/02/20	*	29:45	6-13	.462	1-6	.167	0-0	.000	1	3	4	3.9	1	3	1	0	2	13	15.1
at Rhode Island	01/05/20	*	29:32	3-9	.333	0-3	.000	0-0	.000	1	4	5	3.9	2	4	0	0	2	6	14.5
Saint Louis	01/11/20	*	38:21	1-7	.143	0-5	.000	0-0	.000	0	1	1	3.8	4	1	5	0	3	2	13.8
Totals		16	578:10	77-155	.497	31-80	.388	35-41	.854	7	53	60	3.8	27	87	29	2	53	220	13.8





#1 BLAKE FRANCIS **G | R-JR | 6'0" | 176** **HERNDON, VA** **WESTFIELD/WAGNER**

REDSHIRT JUNIOR (2019-20)

GAME-BY-GAME

1/11 vs Saint Louis - Injured his right shoulder when he was crashed into during a loose-ball scrum at the foul line with 2:00 remaining in the game and did not return ... **1/5 at Rhode Island** - Scored 10 of his 13 points in the 1st half, including 7 during an 18-4 Spiders run at end of half with Gilyard on bench with foul trouble ... Helped (with Andre Gustavson) hold A-10 leading scorer Fatts Russell to 3 points on 1-12 shooting ... **1/2 vs Saint Joseph's** - Scored his 1,000th collegiate career point on a free throw with 14:04 remaining in the 2nd half ... Finished with a game-high 23 points ... Scored final 7 points of 1st half to cap 26-4 Spiders run ... Helped (with Andre Gustavson) hold A-10 leading scorer Ryan Daly to 8 points and forced him into 6 turnovers ... **12/18 at Old Dominion** - Broke a 56-56 tie with a corner three-pointer off an inbounds pass with 3:10 remaining ... **12/14 vs Charleston** - Scored a team-high 20 points, his fourth 20-point game at Richmond ... **12/3 at Hampton** - Tied career highs in points (29), three-pointers (6), and assists (6) ... Most points scored by a Spider since Grant Golden scored 33 vs Wyoming on Nov. 21, 2018 ... **11/25 vs Wisconsin** - Scored 16 of his game-high 19 points in the first half ... Added a career-high 6 assists ... Led Richmond in scoring for second straight game ... **11/22 vs McNeese** - Led the Spiders in scoring with 20 points, the first time he's led the team in scoring ... **11/14 vs Vanderbilt** - Scored 24 points, second most on the team ... Started Spiders comeback from a 4-point OT deficit with a three-pointer at the 2:49 mark of OT ... Collapsed under Spiders basket after hyper-extending his left knee with 59 seconds left in OT but returned to the game ... **11/8 vs Saint Francis** - Started Spiders 10-point comeback to force OT with a three-pointer with 1:31 remaining ... assisted on game-winning field goal when he drove the baseline and found a cutting Nathan Cayo for a layup with 55 seconds remaining in OT

2018-19

- Signed with the Spiders on April 10, 2018 after receiving interest from many schools, including St. Bonaventure and Loyola-Chicago, following his announcement that he would transfer from Wagner ... Sat out season due to NCAA transfer regulations

SOPHOMORE (2017-18 • WAGNER COLLEGE)

- Averaged team-high 17.3 points per game, the fifth-best mark in the Northeast Conference
- Set school record with 102 three-pointers ... Led NEC in three-pointers and tied for 26th in Division I
- Led team in 3-pt FG pct (40.2 - 8th in NEC) & FT pct (80.6 - 4th in NEC)
- Recorded team-high 52 steals, fifth most in the conference
- Led Wagner to 23-10 record and regular-season conference title
- Scored team-high 23 points in loss at Baylor in first round of NIT
- Scored career-high 29 points in win vs Bryant on February 8
- Second-Team All-Northeast Conference selection

FRESHMAN (2016-17 • WAGNER COLLEGE)

- Averaged 7.2 points while appearing in 28 games with three starts
- Led team in three-point field goal percentage at 42.2 percent, the second-best mark in the conference ... Ranked 19th among D-I freshmen in three-point shooting (minimum 100 attempts)
- Team's leading scorer off the bench (188 points)
- Scored season-high 20 points in win vs eventual league champion Mount St. Mary's on February 16
- Made first career start in third game of season, a 73-65 win at American on November 22

HIGH SCHOOL

- Averaged 20.1 points as a senior at Westfield High School (Chantilly, Va.)
- Led team to 6A state title in 2016 ... earned Second Team All-State honors
- Named fourth-team All-Met selection by The Washington Post following his senior season
- Also earned All-State honors following his junior season
- Team compiled a 62-18 overall record (27-8 conference record) during his three seasons at Westfield
- Graduated as leading scorer in school history (1,390 points)

PERSONAL

- Son of Cissy and Carl
- Father Carl is the Director of Communications for the NFL Players Association ... he attended Virginia Union and played linebacker for four seasons
- Brother Branden played football at Liberty University from 2010-13
- Cousin Tyler Thornton played basketball at Duke University from 2010-14, appearing in 139 games for the Blue Devils
- Cousin Marques Hagans was a starting QB at the University of Virginia from 2004-05 and was drafted by the Rams in the fifth round of the 2006 NFL Draft ... Appeared in 10 NFL games over two seasons with four different teams, totaling nine receptions for 108 yards
- Played one season of AAU basketball with current teammate Grant Golden on the Fairfax Stars while in middle school
- Born on January 3, 1998

CAREER HIGHS

Statistic	Value	
Points	29	vs Bryant 02/08/18, at Hampton 12/03/19
Rebounds	7	vs Sacred Heart 01/04/18
Assists	6	vs Wisconsin 11/25/19, at Hampton 12/03/19
Steals	7	vs Mercy 12/10/17
Blocks	1	vs American 11/18/17
FG Made	9	4 times
FG Attempts	21	at Dayton 12/23/17
3FG Made	6	at Saint Francis (PA) 01/26/18, vs Bryant 02/08/18, at Hampton 12/03/19
3FG Attempts	13	vs LIU 03/06/18
FT Made	9	at NJIT 11/11/17, at Rider 12/16/17
FT Attempts	11	at NJIT 11/11/17

CAREER STATS

				Field Goals		3-Point		F-Throws		Rebounds								Scoring		
SEASON	TEAM	GP-GS	MIN/AVG	FG-FGA	FG%	3FG-FGA	3FG%	FT-FTA	FT%	OFF	DEF	TOT	AVG	PF-FO	AST	TO	BLK	STL	PTS	AVG
2016-17	WC	28-3	575/20.5	64-151	.424	43-102	.422	30-40	.750	20	18	38	1.4	66-1	31	21	0	18	201	7.2
2017-18	WC	32-22	1046/32.7	182-423	.430	102-254	.402	87-108	.806	20	40	60	1.9	81-2	54	48	1	52	553	17.3
2019-20	UR	16-16	523/32.7	99-235	.421	44-119	.370	40-47	.851	8	28	36	2.3	27-0	36	36	0	19	282	17.6
TOTAL FOR UR		16-16	523/32.7	99-235	.421	44-119	.370	40-47	.851	8	28	36	2.3	27-0	36	36	0	19	282	17.6
TOTAL		76-41	2144/28.2	345-809	.426	189-475	.398	157-195	.805	48	86	134	1.8	174-3	121	105	1	89	1036	13.6





#1 BLAKE FRANCIS (CONTINUED)

GAMELOGS

Opponent	Date	GS	MIN	Total		3-Pointers		Free throws		Rebounds				PF	A	T/O	BLK	STL	PTS	AVG
				FG-FGA	PCT	3FG-3FGA	PCT	FT-FTA	PCT	OFF	DEF	TOT	AVG							
Saint Francis (PA)	11/08/19	*	30:12	5-14	.357	3-5	.600	1-2	.500	3	1	4	4.0	2	1	2	0	1	14	14.0
Vanderbilt	11/14/19	*	33:08	9-17	.529	3-9	.333	3-4	.750	0	4	4	4.0	4	1	3	0	0	24	19.0
CSUN	11/17/19	*	25:38	6-10	.600	3-6	.500	1-2	.500	0	2	2	3.3	0	4	0	0	2	16	18.0
McNeese	11/22/19	*	26:34	6-14	.429	3-8	.375	5-5	1.000	0	0	0	2.5	1	3	2	0	3	20	18.5
vs Wisconsin	11/25/19	*	35:17	8-18	.444	3-9	.333	0-0	.000	0	0	0	2.0	0	6	2	0	1	19	18.6
vs Auburn	11/26/19	*	35:06	3-14	.214	0-6	.000	1-2	.500	1	1	2	2.0	2	1	3	0	1	7	16.7
Boston College	11/30/19	*	31:25	6-12	.500	4-7	.571	2-2	1.000	0	4	4	2.3	2	2	2	0	1	18	16.9
at Hampton	12/03/19	*	36:00	9-18	.500	6-9	.667	5-5	1.000	0	2	2	2.3	1	6	1	0	0	29	18.4
South Alabama	12/08/19	*	32:23	4-10	.400	3-6	.500	4-4	1.000	0	1	1	2.1	1	4	2	0	0	15	18.0
Col. of Charleston	12/14/19	*	32:24	6-14	.429	4-9	.444	4-4	1.000	1	2	3	2.2	2	3	1	0	1	20	18.2
at Old Dominion	12/18/19	*	33:00	7-17	.412	3-7	.429	1-2	.500	1	3	4	2.4	3	3	4	0	2	18	18.2
vs Radford	12/22/19	*	36:47	6-17	.353	2-9	.222	4-6	.667	0	1	1	2.3	4	1	2	0	2	18	18.2
at Alabama	12/29/19	*	36:39	5-19	.263	0-8	.000	4-4	1.000	2	0	2	2.2	1	1	2	0	1	14	17.8
Saint Joseph's	01/02/20	*	30:37	8-16	.500	2-6	.333	5-5	1.000	0	3	3	2.3	2	0	1	0	2	23	18.2
at Rhode Island	01/05/20	*	36:36	5-12	.417	3-7	.429	0-0	.000	0	3	3	2.3	1	0	4	0	1	13	17.9
Saint Louis	01/11/20	*	30:52	6-13	.462	2-8	.250	0-0	.000	0	1	1	2.3	1	0	5	0	1	14	17.6
Totals		16	522:38	99-235	.421	44-119	.370	40-47	.851	8	28	36	2.3	27	36	36	0	19	282	17.6





#2 SOULEYMANE KOUREISSI
F | SO | 6'9" | 215
HARLEM, NY
IONA PREP

CAREER HIGHS

Statistic	Value	
Points	10	vs George Washington 02/09/19, vs Coppin St. 12/05/18
Rebounds	5	vs George Washington 02/09/19
Assists	2	vs Wake Forest 12/01/18
Steals	2	vs Wisconsin 11/25/19
Blocks	2	vs CSUN 11/17/19, vs Boston College 11/30/19
FG Made	3	vs Coppin St. 12/05/18
FG Attempts	6	vs Coppin St. 12/05/18
3FG Made	2	vs Coppin St. 12/05/18
3FG Attempts	5	vs Coppin St. 12/05/18
FT Made	5	vs George Washington 02/09/19
FT Attempts	8	vs George Washington 02/09/19

CAREER STATS

					Field Goals		3-Point		F-Throws		Rebounds									Scoring	
SEASON	TEAM	GP-GS	MIN	AVG	FG-FGA	FG%	3FG-FGA	3FG%	FT-FTA	FT%	OFF	DEF	TOT	AVG	PF-FO	AST	TO	BLK	STL	PTS	AVG
2018-19	UR	26-0	169	6.5	20-39	.513	4-16	.250	15-26	.577	6	20	26	1.0	26-0	5	6	0	4	59	2.3
2019-20	UR	16-2	138	8.6	13-21	.619	2-4	.500	2-2	1.000	13	11	24	1.5	31-0	5	11	5	2	30	1.9
TOTAL		42-2	307	7.3	33-60	.550	6-20	.300	17-28	.607	19	31	50	1.2	57-0	10	17	5	6	89	2.1

SOPHOMORE (2019-20)

GAME-BY-GAME

1/2 vs Saint Joseph's - Drained a three-pointer from the wing in the 2nd half ... **12.22 at Radford** - Scored on a putback after grabbing an offensive rebound in the first half ... **12.18 at Old Dominion** - Limited to season-low 3 minutes with foul trouble ... **12.3 at Hampton** - Made his second career start ... Limited to 14 minutes by foul trouble ... **11.30 vs Boston College** - Made first career start, filling in for an injured Grant Golden in the starting lineup ... **11.25 vs Wisconsin** - Sealed Richmond win with offensive tip with 2 minutes remaining ... Played in front of approximately 30 family & friends ... **11.22 vs McNeese** - Made a three-pointer and registered an 'And-1' after an offensive rebound to finish with 6 points ... **11.17 vs CSUN** - First player off the bench ... Led Richmond's bench with 5 points

FRESHMAN (2018-19)

- Averaged 2.3 points and 1.0 rebounds in 26 games
- Shot 51.3 percent from the field, second best on the team and the best by a Spiders true freshman since 2012-13 (Terry Allen - 55.0 percent)
- Registered two double-digit scoring games, tied for eighth most on the team
- Signed with the Spiders on November 9, 2017 after choosing Richmond from a group of more than a dozen Division I offers, including Minnesota in the Big Ten and Seton Hall in the Big East ... First signee in Richmond's Class of 2018

HIGH SCHOOL

- Attended Iona Preparatory School in New Rochelle, N.Y., a member of New York's Catholic High Schools Athletics Association
- Scored a team-high 16.3 points per game while shooting 61 percent from the field as a senior ... Added 8.5 rebounds per game
- Led team to a share of league's regular-season title in 2018
- Named First Team All-Westchester/Putnam County
- Named Second Team All-CHSAA
- Rated as the No. 8 recruit in the state of New York by 247sports.com
- Born on June 27, 1999
- Name is pronounced SAHL-uh-mon ker-ESS-ee

GAMELOGS

Opponent	Date	GS	MIN	Total		3-Pointers		Free throws		Rebounds				PF	A	T/O	BLK	STL	PTS	AVG
				FG-FGA	PCT	3FG-FGA	PCT	FT-FTA	PCT	OFF	DEF	TOT	AVG							
Saint Francis (PA)	11/08/19		06:44	0-0	.000	0-0	.000	0-0	.000	0	1	1	1.0	2	0	0	0	0	0	0.0
Vanderbilt	11/14/19		07:49	0-0	.000	0-0	.000	0-0	.000	0	1	1	1.0	1	1	0	0	0	0	0.0
CSUN	11/17/19		14:05	2-3	.667	0-0	.000	1-1	1.000	2	1	3	1.7	3	1	1	2	0	5	1.7
McNeese	11/22/19		13:56	2-2	1.000	1-1	1.000	1-1	1.000	2	1	3	2.0	0	1	0	1	0	6	2.8
vs Wisconsin	11/25/19		08:30	1-1	1.000	0-0	.000	0-0	.000	1	2	3	2.2	4	0	1	0	2	2	2.6
vs Auburn	11/26/19		09:29	2-4	.500	0-0	.000	0-0	.000	2	0	2	2.2	2	0	0	0	0	4	2.8
Boston College	11/30/19	*	13:33	1-2	.500	0-0	.000	0-0	.000	0	1	1	2.0	3	0	4	2	0	2	2.7
at Hampton	12/03/19	*	14:00	0-1	.000	0-0	.000	0-0	.000	3	0	3	2.1	4	0	2	0	0	0	2.4
South Alabama	12/08/19		06:31	0-1	.000	0-1	.000	0-0	.000	0	1	1	2.0	1	0	1	0	0	0	2.1
Col. of Charleston	12/14/19		09:17	2-2	1.000	0-0	.000	0-0	.000	1	0	1	1.9	1	1	0	0	0	4	2.3
at Old Dominion	12/18/19		03:00	0-0	.000	0-0	.000	0-0	.000	0	1	1	1.8	3	0	0	0	0	0	2.1
vs Radford	12/22/19		07:03	1-1	1.000	0-0	.000	0-0	.000	2	0	2	1.8	1	0	1	0	0	2	2.1
at Alabama	12/29/19		08:41	1-1	1.000	0-0	.000	0-0	.000	0	0	0	1.7	3	0	1	0	0	2	2.1
Saint Joseph's	01/02/20		08:19	1-3	.333	1-2	.500	0-0	.000	0	2	2	1.7	0	0	0	0	0	3	2.1
at Rhode Island	01/05/20		01:48	0-0	.000	0-0	.000	0-0	.000	0	0	0	1.6	1	0	0	0	0	0	2.0
Saint Louis	01/11/20		04:55	0-0	.000	0-0	.000	0-0	.000	0	0	0	1.5	2	1	0	0	0	0	1.9
Totals		2	137:40	13-21	.619	2-4	.500	2-2	1.000	13	11	24	1.5	31	5	11	5	2	30	1.9





#3 TYLER BURTON
F | FR | 6'7" | 195
UXBRIDGE, MA
MARIANAPOLIS PREP (CT)

CAREER HIGHS

Statistic	Value	
Points	8	vs Radford 12/22/19
Rebounds	5	vs Boston College 11/30/19, at Alabama 12/29/19, vs Saint Louis 01/11/20
Assists	2	vs Saint Francis (PA) 11/08/19, vs CSUN 11/17/19
Steals	4	vs Boston College 11/30/19
Blocks	3	vs Saint Francis (PA) 11/08/19
FG Made	3	vs McNeese 11/22/19, vs Radford 12/22/19
FG Attempts	5	vs Boston College 11/30/19, at Hampton 12/03/19
3FG Made	2	at Rhode Island 01/05/20
3FG Attempts	3	vs CSUN 11/17/19
FT Made	2	vs CSUN 11/17/19, vs Boston College 11/30/19, vs Saint Joseph's 01/02/20
FT Attempts	2	vs CSUN 11/17/19, vs Boston College 11/30/19, vs Saint Joseph's 01/02/20

CAREER STATS

				Field Goals		3-Point		F-Throws		Rebounds										Scoring	
SEASON	TEAM	GP-GS	MIN/AVG	FG-FGA	FG%	3FG-FGA	3FG%	FT-FTA	FT%	OFF	DEF	TOT	AVG	PF-FO	AST	TO	BLK	STL	PTS	AVG	
2019-20	UR	15-1	209/13.9	17-44	.386	4-17	.235	8-8	1.000	13	33	46	3.1	28-1	8	13	7	6	46	3.1	
TOTAL		15-1	209/13.9	17-44	.386	4-17	.235	8-8	1.000	13	33	46	3.1	28-1	8	13	7	6	46	3.1	

FRESHMAN (2019-20)

GAME-BY-GAME

1/5 at Rhode Island - Played in front of a crowd of nearly 50 family and friends ... Made both of his three-point attempts, accounted for 6 of Richmond's 8 bench points ... **12/22 vs Radford** - Scored a season-high eight points, tied for fourth-most on the team ... **12/8 vs South Alabama** - Did not play due to illness ... **12/3 at Hampton** - Made his first career start, filling in for an injured Nathan Cayo ... Played a career-high 28 minutes ... **11/30 vs Boston College** - Played a career-high 23 minutes, registering 5 rebounds (career high) and 4 steals (career high) ... Started game-deciding 23-2 run in 2nd half with slam dunk off a baseline cut ... **11/26 vs Auburn** - Fouled out with 6 minutes remaining in the second half ... **11/22 vs McNeese** - Led Richmond's bench with 7 points ... **11/8 vs Saint Francis** - First man off the bench in his Spiders debut ... First career points came on a back-door cut and slam with 5:09 remaining in 1st half ... Stole pass at halfcourt and scored on breakaway dunk with 56 seconds left in regulation, the key play as Richmond erased 10-point deficit over final 1:41 of regulation

HIGH SCHOOL

- Signed with the Spiders on November 14, 2018 ... Received offers from several other Atlantic 10 schools, including Rhode Island and St. Bonaventure
- Two-time All-State selection at Marianapolis Prep in Thompson, Ct.
- Team captain
- Named Class B Player of the Year by the New England Preparatory School Athletic Council (NEPSAC) following his junior and senior seasons
- Averaged 20 points and 11 rebounds as a junior and 18 points and 11 rebounds as a senior
- Rated as a top-10 Class of 2019 recruit in the state of Connecticut and a top-30 recruit in New England

PERSONAL

- Son of Quinton and Lynne
- Father Quinton played basketball at Providence, leading the Friars to the NCAA Tournament in 1989 and 1990 ... He averaged over 11 points per game as a senior ... He was also recruited by Richmond and took two official visits: to Richmond and to Providence
- Born on February 11, 2000

GAMELOGS

Opponent	Date	GS	MIN	Total		3-Pointers		Free throws		Rebounds											
				FG-FGA	PCT	3FG-FGA	PCT	FT-FTA	PCT	OFF	DEF	TOT	AVG	PF	A	T/O	BLK	STL	PTS	AVG	
Saint Francis (PA)	11/08/19		15:33	2-3	.667	0-1	.000	0-0	.000	2	2	4	4.0	1	2	0	3	1	4	4.0	
Vanderbilt	11/14/19		06:38	0-1	.000	0-0	.000	0-0	.000	0	1	1	2.5	2	0	1	1	0	0	2.0	
CSUN	11/17/19		16:08	1-4	.250	0-3	.000	2-2	1.000	2	2	4	3.0	2	2	0	0	0	4	2.7	
McNeese	11/22/19		17:59	3-4	.750	1-2	.500	0-0	.000	1	1	2	2.8	3	0	5	0	0	7	3.8	
vs Wisconsin	11/25/19		08:25	0-2	.000	0-1	.000	0-0	.000	0	4	4	3.0	0	0	1	0	0	0	3.0	
vs Auburn	11/26/19		09:58	1-2	.500	0-1	.000	0-0	.000	0	0	0	2.5	5	0	0	0	1	2	2.8	
Boston College	11/30/19		22:34	1-5	.200	0-1	.000	2-2	1.000	1	4	5	2.9	1	1	1	0	4	4	3.0	
at Hampton	12/03/19	*	28:00	1-5	.200	0-0	.000	0-0	.000	1	2	3	2.9	4	1	2	1	0	2	2.9	
Col. of Charleston	12/14/19		11:05	0-3	.000	0-0	.000	0-0	.000	1	1	2	2.8	0	0	0	0	0	0	2.6	
at Old Dominion	12/18/19		09:00	0-2	.000	0-1	.000	0-0	.000	1	3	4	2.9	1	0	1	0	0	0	2.3	
vs Radford	12/22/19		14:49	3-4	.750	1-2	.500	1-1	1.000	1	2	3	2.9	1	1	1	0	0	8	2.8	
at Alabama	12/29/19		14:23	1-4	.250	0-2	.000	0-0	.000	2	3	5	3.1	2	1	0	1	0	2	2.8	
Saint Joseph's	01/02/20		09:51	1-2	.500	0-1	.000	2-2	1.000	0	2	2	3.0	0	0	1	0	0	4	2.8	
at Rhode Island	01/05/20		10:21	2-2	1.000	2-2	1.000	0-0	.000	0	2	2	2.9	2	0	0	0	0	6	3.1	
Saint Louis	01/11/20		13:48	1-1	1.000	0-0	.000	1-1	1.000	1	4	5	3.1	4	0	0	1	0	3	3.1	
Totals		1	208:31	17-44	.386	4-17	.235	8-8	1.000	13	33	46	3.1	28	8	13	7	6	46	3.1	





#4 NATHAN CAYO
F | JR | 6'7" | 225
MONTREAL, QUEBEC
COLLEGE JEAN DE BREBEUF

CAREER HIGHS

Statistic	Value	
Points	23	vs Hampton 11/25/18, vs Duquesne 01/16/19
Rebounds	11	at Rhode Island 01/05/20
Assists	5	at La Salle 02/23/19
Steals	3	vs Fordham 02/20/19
Blocks	4	vs IUPUI 11/16/18, vs La Salle 02/02/19
FG Made	9	4 times
FG Attempts	15	vs Fordham 03/13/19
3FG Made	1	vs Hampton 11/25/18, at Saint Joseph's 01/23/19
3FG Attempts	2	at Fordham 01/03/18
FT Made	10	at VCU 02/13/19
FT Attempts	19	at VCU 02/13/19

CAREER STATS

				Field Goals		3-Point		F-Throws		Rebounds				Scoring							
SEASON	TEAM	GP-GS	MIN/AVG	FG-FGA	FG%	3FG-FGA	3FG%	FT-FTA	FT%	OFF	DEF	TOT	AVG	PF-FO	AST	TO	BLK	STL	PTS	AVG	
2017-18	UR	32-2	405/12.7	29-66	.439	0-10	.000	16-27	.593	20	35	55	1.7	58-0	12	17	12	11	74	2.3	
2018-19	UR	33-33	1035/31.4	167-279	.599	2-4	.500	90-156	.577	44	93	137	4.2	81-1	58	51	28	27	426	12.9	
2019-20	UR	15-15	368/24.5	48-91	.527	0-0	.000	28-34	.824	13	53	66	4.4	35-0	11	16	10	10	124	8.3	
TOTAL		80-50	1808/22.6	244-436	.560	2-14	.143	134-217	.618	77	181	258	3.2	174-1	81	84	50	48	624	7.8	

JUNIOR (2019-20)

GAME-BY-GAME

1/5 at Rhode Island - Led all players with a season-high 19 points and added a career-high 11 rebounds for his first career double-double ... Joined T.J. Cline as the only Spiders with 19 points and 11 rebounds in a true road game in the last 10 years ... Scored 11 points in game's final 13 minutes as Richmond fought off repeated Rhode Island comeback attempts ... Held RI's Cyril Langevine to 7 points on 3-8 shooting ... **12/3 at Hampton** - Did not play due to a sprained right ankle ... First missed game of Spiders career, snapping streaks of 72 straight games and 40 straight starts ... **11/30 vs Boston College** - Scored game-high 9 points in 1st half ... Rolled right ankle with 1:04 remaining in 1st half ... Returned to game in 2nd half but did not score another point or attempt another shot ... **11/14 vs Vanderbilt** - Scored 20 points and added a team-high 8 rebounds ... Recorded a game-high 6 offensive rebounds, 1 shy of his career high ... **11/8 vs Saint Francis** - Scored Richmond's first points of the season on a two-handed dunk after a pass from Grant Golden on UR's first possession ... Made game-winning FG with 55 seconds left in OT, scoring on a layup after a pass from Blake Francis

SOPHOMORE (2018-19)

- Averaged 12.9 points and 4.2 rebounds per game, finishing third on the team in both scoring and rebounding
- Led team with 59.9 field goal percentage, the third-highest in the A-10, 23rd highest in Division I and fourth-highest in a season in school history
- Started all 33 games, one of three Spiders to start every game
- Registered greatest increase in scoring average of any player in A-10 (2.3 in 2017-18 to 12.9 in 2018-19)
- Increased scoring average by 10.6 points per game from his freshman year, the biggest increase by a Spiders sophomore since 1975 (Kevin Eastman)

FRESHMAN (2017-18)

- Averaged 2.3 points and 1.7 rebounds while playing 12.7 minutes per game, seventh on the team
- Appeared in all 32 games with two starts
- Became third Spider freshman to start when he made his first career start vs George Mason on February 3, making 2017-18 the first season since 2006-07 that three different freshmen started for Richmond

HIGH SCHOOL

- 1st-team all-league selection as a senior ... led team to 3rd-place finish in provincial championship
- Averaged 19.6 points and 9.3 rebounds per game as a junior
- Performed over 200 hours of community service

PERSONAL

- Son of Wilner Cayo and Beraca Loyer
- Has an older brother Ben and a younger brother Samuel
- Born on Oct. 27, 1997
- Last name is pronounced KAY-oh





#4 NATHAN CAYO (CONTINUED)

GAMELOGS

Opponent	Date	GS	MIN	Total		3-Pointers		Free throws		Rebounds				PF	A	T/O	BLK	STL	PTS	AVG
				FG-FGA	PCT	3FG-3FGA	PCT	FT-FTA	PCT	OFF	DEF	TOT	AVG							
Saint Francis (PA)	11/08/19	*	23:27	4-7	.571	0-0	.000	1-1	1.000	0	3	3	3.0	4	1	1	1	0	9	9.0
Vanderbilt	11/14/19	*	34:18	6-9	.667	0-0	.000	8-9	.889	6	2	8	5.5	2	2	0	0	1	20	14.5
CSUN	11/17/19	*	19:51	2-4	.500	0-0	.000	0-0	.000	1	0	1	4.0	1	2	0	0	1	4	11.0
McNeese	11/22/19	*	23:51	2-3	.667	0-0	.000	0-0	.000	0	6	6	4.5	2	3	1	2	1	4	9.3
vs Wisconsin	11/25/19	*	25:07	5-6	.833	0-0	.000	0-0	.000	0	2	2	4.0	3	0	0	1	1	10	9.4
vs Auburn	11/26/19	*	31:28	2-5	.400	0-0	.000	4-4	1.000	0	6	6	4.3	2	0	1	1	0	8	9.2
Boston College	11/30/19	*	25:09	4-6	.667	0-0	.000	1-1	1.000	0	4	4	4.3	2	1	1	0	0	9	9.1
South Alabama	12/08/19	*	19:20	4-7	.571	0-0	.000	0-0	.000	1	0	1	3.9	1	0	5	0	1	8	9.0
Col. of Charleston	12/14/19	*	26:59	5-6	.833	0-0	.000	1-2	.500	0	5	5	4.0	2	0	3	1	0	11	9.2
at Old Dominion	12/18/19	*	29:00	2-6	.333	0-0	.000	4-4	1.000	0	2	2	3.8	3	0	1	1	0	8	9.1
vs Radford	12/22/19	*	23:45	0-2	.000	0-0	.000	3-4	.750	1	4	5	3.9	4	0	0	0	2	3	8.5
at Alabama	12/29/19	*	16:17	1-4	.250	0-0	.000	1-2	.500	1	4	5	4.0	4	0	1	0	1	3	8.1
Saint Joseph's	01/02/20	*	18:59	2-6	.333	0-0	.000	0-0	.000	0	1	1	3.8	3	1	0	2	1	4	7.8
at Rhode Island	01/05/20	*	28:49	7-14	.500	0-0	.000	5-7	.714	3	8	11	4.3	1	1	1	1	0	19	8.6
Saint Louis	01/11/20	*	21:36	2-6	.333	0-0	.000	0-0	.000	0	6	6	4.4	1	0	1	0	1	4	8.3
Totals																				





#5 NICK SHEROD
G | R-JR | 6'4" | 230
RICHMOND, VA
ST. CHRISTOPHER'S

CAREER HIGHS

Statistic	Value	
Points	32	vs George Mason 02/03/18
Rebounds	14	at Davidson 01/28/18
Assists	7	vs Wyoming 11/21/18
Steals	4	vs St. Francis Brooklyn 11/14/18
Blocks	2	at Duquesne 01/24/18
FG Made	10	at Duquesne 01/24/18, vs George Mason 02/03/18
FG Attempts	21	vs George Mason 02/03/18
3FG Made	7	vs CSUN 11/17/19
3FG Attempts	12	vs Saint Francis (PA) 11/08/19
FT Made	10	vs George Mason 02/03/18
FT Attempts	11	vs George Mason 02/03/18

CAREER STATS

		Field Goals					3-Point		F-Throws		Rebounds								Scoring		
SEASON	TEAM	GP-GS	MIN/AVG	FG-FGA	FG%	3FG-FGA	3FG%	FT-FTA	FT%	OFF	DEF	TOT	AVG	PF-FO	AST	TO	BLK	STL	PTS	AVG	
2016-17	UR	35-18	754/21.5	102-223	.457	39-117	.333	22-26	.846	12	71	83	2.4	58-0	31	16	1	19	265	7.6	
2017-18	UR	32-32	1008/31.5	165-343	.481	61-156	.391	65-81	.802	31	128	159	5.0	58-0	45	36	4	31	456	14.3	
2018-19	UR	6-6	193/32.2	29-60	.483	9-24	.375	9-14	.643	4	27	31	5.2	7-0	17	13	0	8	76	12.7	
2019-20	UR	16-16	488/30.5	76-169	.450	43-103	.417	11-13	.846	10	74	84	5.3	22-0	31	17	2	11	206	12.9	
TOTAL		89-72	2443/27.4	372-795	.468	152-400	.380	107-134	.799	57	300	357	4.0	145-0	124	82	7	69	1003	11.3	

REDSHIRT JUNIOR (2019-20)

GAME-BY-GAME

1/11 vs Saint Louis - Scored his 1,000th career point on a three-pointer from the right wing with 2:36 to play ... Became the fourth active Spider with 1,000 career points, making UR the only D-I school with four active 1,000-point scorers ... Led Richmond with 17 points ... **1/5 at Rhode Island** - Scored 13 points, tied for 2nd most on the team, to break a streak of 5 straight games scoring in single digits, the longest streak of his career ... Added 8 rebounds ... Scored 10 of his 13 points in the 2nd half ... **12/8 vs South Alabama** - Registered a team highs in points (17) and rebounds (9), coming within one rebound of a double-double for a second straight game ... **12/3 at Hampton** - Led Richmond with 9 rebounds and added 16 points ... **11/17 vs CSUN** - Scored a game-high 25 points ... Made a career-high 7 three-pointers, one shy of the school record ... Played 22 minutes, fewest of any Spider to score at least 25 points in the last 10 years ... **11/14 vs Vanderbilt** - Hit 3-pointer from top of key with 1:14 in OT to give Richmond a 1-point lead ... Scored 5 points in game's final 75 seconds in UR's 1-point win ... **11/11** - Named A-10 Co-Player of the Week, sharing the award with Dayton's Obi Toppin ... **11/8 vs Saint Francis** - Scored a team-high 27 points, tied for team-high with 8 rebounds ... Hit career-high 6 three-pointers on a career-high 12 three-point attempts ... Scored 7 points in final 3 minutes of regulation as UR erased a 12-point deficit

JUNIOR (2018-19)

- Missed final 27 games of season after tearing left ACL in first half vs Hampton on November 25
- Injury snapped a streak of 54 straight starts and 73 games played
- Averaged 12.7 points (fourth on team) and 5.2 rebounds (second on team) in six games

SOPHOMORE (2017-18)

- Averaged 14.3 points (second on team) and 5.0 rebounds (third on team) while starting all 32 games
- Increased scoring average every month, from 9.7 points in November to 12.0 in December to 13.1 in January to 19.2 in February/March
- Led team with 17.6 points per game in A-10 play (12th in conference)
- One of two players to score 17 points per game and shoot 52 percent from the field in A-10 play (Justin Tillman, VCU)
- Made team-high 39.1 percent of his three-point attempts
- Named A-10 Player of the Week on January 29 (first Spiders freshman or sophomore to win award since Kevin Anderson in 2009)

FRESHMAN (2016-17)

- Averaged 7.6 points (fifth on team) and 2.4 rebounds (fifth on team) per game
- Made 22 of 26 free throws ... lead team in FT pct (.846) and ranked sixth in A-10 among players with at least 25 FTA
- Appeared in 35 games with 18 starts ... made first career start in season-opener vs VMI

HIGH SCHOOL

- All-Metro Player of the Year in 2015-16
- All-Metro First Team (14-15, 15-16)
- VISAA All-State First Team (14-15, 15-16)
- 2,815 career points on varsity (most in Virginia High School history)
- Led St. Christopher's to school-record 24 wins and regular season title in 15-16
- Averaged 25.6 points per game to lead the region in 15-16
- Also tallied 10.6 RPG, 3.1 APG and 2.4 SPG in 15-16
- Led AAU team (Team Loaded) to 2015 adidas Uprising Summer Championship in Las Vegas

PERSONAL

- Father, E.J., played basketball at Old Dominion and grandfather, Edmund, had a Hall of Fame basketball career at VCU before playing with the New York Knicks
- Interested in studying journalism and sports broadcasting
- Born on Oct. 16, 1997
- Last name is pronounced "sure-ROD"





#5 NICK SHEROD (CONTINUED)

GAMELOGS

Opponent	Date	GS	MIN	Total		3-Pointers		Free throws		Rebounds				PF	A	T/O	BLK	STL	PTS	AVG
				FG-FGA	PCT	3FG-3FGA	PCT	FT-FTA	PCT	OFF	DEF	TOT	AVG							
Saint Francis (PA)	11/08/19	*	36:40	9-17	.529	6-12	.500	3-4	.750	1	7	8	8.0	2	1	2	0	0	27	27.0
Vanderbilt	11/14/19	*	37:44	5-13	.385	2-7	.286	2-2	1.000	1	4	5	6.5	3	3	1	0	2	14	20.5
CSUN	11/17/19	*	22:36	9-14	.643	7-9	.778	0-0	.000	0	2	2	5.0	2	1	1	1	0	25	22.0
McNeese	11/22/19	*	29:26	6-10	.600	5-8	.625	0-0	.000	0	4	4	4.8	0	5	1	1	1	17	20.8
vs Wisconsin	11/25/19	*	34:22	3-9	.333	2-4	.500	0-0	.000	0	4	4	4.6	2	0	1	0	1	8	18.2
vs Auburn	11/26/19	*	35:02	5-13	.385	2-7	.286	0-0	.000	0	4	4	4.5	2	1	2	0	0	12	17.2
Boston College	11/30/19	*	29:30	1-9	.111	0-5	.000	0-0	.000	1	2	3	4.3	1	5	3	0	1	2	15.0
at Hampton	12/03/19	*	37:00	5-10	.500	3-7	.429	3-4	.750	1	8	9	4.9	1	2	0	0	1	16	15.1
South Alabama	12/08/19	*	33:15	6-10	.600	5-8	.625	0-0	.000	0	9	9	5.3	1	1	1	0	1	17	15.3
Col. of Charleston	12/14/19	*	27:33	4-9	.444	1-6	.167	0-0	.000	2	5	7	5.5	1	2	1	0	0	9	14.7
at Old Dominion	12/18/19	*	29:00	3-7	.429	1-5	.200	0-0	.000	0	5	5	5.5	0	2	2	0	1	7	14.0
vs Radford	12/22/19	*	29:13	3-10	.300	2-7	.286	0-0	.000	0	3	3	5.3	2	1	0	0	0	8	13.5
at Alabama	12/29/19	*	27:11	2-8	.250	1-5	.200	0-0	.000	0	3	3	5.1	1	2	1	0	1	5	12.8
Saint Joseph's	01/02/20	*	19:55	4-8	.500	1-4	.250	0-0	.000	0	5	5	5.1	1	2	0	0	0	9	12.6
at Rhode Island	01/05/20	*	29:31	5-10	.500	3-4	.750	0-0	.000	2	6	8	5.3	3	2	0	0	1	13	12.6
Saint Louis	01/11/20	*	29:56	6-12	.500	2-5	.400	3-3	1.000	2	3	5	5.3	0	1	1	0	1	17	12.9
Totals		16	487:53	76-169	.450	43-103	.417	11-13	.846	10	74	84	5.3	22	31	17	2	11	206	12.9





#11 JAKE WOJCICK

G | SO | 6'4" | 190
SAN JOSE, CA
BELLARMINE PREP

CAREER HIGHS

Statistic	Value	
Points	22	at South Alabama 12/29/18
Rebounds	8	vs St. Francis Brooklyn 11/14/18, at South Alabama 12/29/18, at George Washington 01/12/19
Assists	5	vs St. Francis Brooklyn 11/14/18
Steals	5	vs St. Francis Brooklyn 11/14/18
Blocks	1	6 times
FG Made	7	at Georgetown 11/28/18
FG Attempts	15	at Georgetown 11/28/18
3FG Made	6	at Georgetown 11/28/18
3FG Attempts	11	at Georgetown 11/28/18, vs Oral Roberts 12/15/18, at Dayton 01/06/19
FT Made	5	at South Alabama 12/29/18
FT Attempts	6	at South Alabama 12/29/18

CAREER STATS

					Field Goals		3-Point		F-Throws		Rebounds										Scoring	
SEASON	TEAM	GP-GS	MIN	AVG	FG-FGA	FG%	3FG-FGA	3FG%	FT-FTA	FT%	OFF	DEF	TOT	AVG	PF-FO	AST	TO	BLK	STL	PTS	AVG	
2018-19	UR	33-33	989	30.0	78-221	.353	65-179	.363	32-39	.821	17	97	114	3.5	77-0	48	24	6	40	253	7.7	
2019-20	UR	16-0	162	10.1	13-29	.448	9-23	.391	7-9	.778	4	22	26	1.6	14-0	10	6	0	5	42	2.6	
TOTAL		49-33	1152	23.5	91-250	.364	74-202	.366	39-48	.813	21	119	140	2.9	91-0	58	30	6	45	295	6.0	

SOPHOMORE (2019-20)

GAME-BY-GAME

1/2 vs Saint Joseph's - 2nd on team with 14 points ... Made three 3-pointers during 26-4 UR run to close 1st half ... 1st Spider to score at least 14 points off the bench in back-to-back games since Khwan Fore in January 2016 ... **12/29 at Alabama** - Scored a season-high 17 points, second most on the team and the third-highest of his career ... Made all four of his three-point attempts, becoming the first Spider to go 4-4 or better from three-point range since De'Monte Buckingham vs Saint Louis on March 4, 2017 and the first to do it off the bench since Kendall Anthony on Nov. 13, 2012 vs UNCW ... Had missed 10 straight three-pointers entering the game

FRESHMAN (2018-19)

- Averaged 7.7 points (fifth on team) and 3.5 rebounds (fourth on team) in 33 games
- 33 starts are second most by freshman in school history behind Alonzo Nelson-Ododa (34 in 2012-13)
- 65 three-pointers ranked second most by freshman in school history (Kendall Anthony - 68 in 2011-12), third among A-10 freshmen and ninth overall in the Atlantic 10
- Shot 36.3 percent from three-point range (65-179), tied for sixth in A-10 (minimum 100 three-point FG attempts)
- Ranked fourth in A-10 in fewest turnovers per 40 minutes (1.0)
- Named A-10 Co-Rookie of the Week on December 31 with Dayton's Obi Toppin after recording 22 points and eight rebounds in a win at South Alabama
- Signed with the Spiders on May 2, 2018 ... Originally committed to Siena but was released from his letter of intent when the program changed coaches in April

HIGH SCHOOL

- Two-time West Coast Athletic League Player of the Year at Bellarmine College Prep in San Jose, Calif.
- Scored 17 points per game as a senior while leading Bellarmine to second straight league title
- Honorable Mention All-State selection following his senior season
- First Team All-Metro (San Francisco Chronicle) and All-Area (Bay Area News Group)
- Team lost just one league game in his final two high school seasons
- Rated as the No. 44 recruit in the state of California by 247sports.com

PERSONAL

- Son of Dave and Heather
- Father Dave was head coach at San Jose State from 2013-17 and has 19 seasons of college coaching experience ... Also played collegiately at Loyola (Md.)
- Uncle Doug Wojcik is a former head coach at Tulsa (2005-12) and College of Charleston (2012-14) ... Three-year starter at Navy who set school record for assists (714) while playing with future Hall-of-Famer David Robinson
- Born on Sept. 28, 1999
- Last name is pronounced "WOJ-ick"

GAMELOGS

				Total		3-Pointers		Free throws		Rebounds										
Opponent	Date	GS	MIN	FG-FGA	PCT	3FG-3FGA	PCT	FT-FTA	PCT	OFF	DEF	TOT	AVG	PF	A	T/O	BLK	STL	PTS	AVG
Saint Francis (PA)	11/08/19		13:27	2-2	1.000	2-2	1.000	1-2	.500	0	0	0	0.0	0	1	0	0	1	7	7.0
Vanderbilt	11/14/19		10:25	0-3	.000	0-3	.000	0-0	.000	0	1	1	0.5	0	2	0	0	0	0	3.5
CSUN	11/17/19		21:47	0-3	.000	0-3	.000	0-0	.000	0	5	5	2.0	2	1	3	0	0	0	2.3
McNeese	11/22/19		08:50	0-1	.000	0-1	.000	0-0	.000	0	2	2	2.0	2	0	0	0	0	0	1.8
vs Wisconsin	11/25/19		05:08	0-0	.000	0-0	.000	0-0	.000	0	1	1	1.8	0	0	0	0	0	0	1.4
vs Auburn	11/26/19		03:50	1-1	1.000	0-0	.000	0-0	.000	0	1	1	1.7	0	0	0	0	0	2	1.5
Boston College	11/30/19		07:45	0-1	.000	0-0	.000	0-0	.000	0	2	2	1.7	1	1	0	0	0	0	1.3
at Hampton	12/03/19		16:00	0-3	.000	0-2	.000	0-0	.000	3	3	6	2.3	0	0	0	0	0	0	1.1
South Alabama	12/08/19		08:18	0-1	.000	0-1	.000	0-0	.000	0	2	2	2.2	2	0	0	0	0	0	1.0
Col. of Charleston	12/14/19		03:02	0-0	.000	0-0	.000	0-0	.000	0	0	0	2.0	0	2	0	0	0	0	0.9
at Old Dominion	12/18/19		02:00	0-0	.000	0-0	.000	0-0	.000	0	0	0	1.8	0	0	0	0	0	0	0.8
vs Radford	12/22/19		02:55	0-0	.000	0-0	.000	0-0	.000	0	0	0	1.7	0	0	0	0	0	0	0.8
at Alabama	12/29/19		19:24	5-5	1.000	4-4	1.000	3-4	.750	1	4	5	1.9	4	0	1	0	2	17	2.0
Saint Joseph's	01/02/20		17:39	4-5	.800	3-4	.750	3-3	1.000	0	0	0	1.8	1	3	1	0	2	14	2.9
at Rhode Island	01/05/20		13:37	1-2	.500	0-1	.000	0-0	.000	0	0	0	1.7	1	0	1	0	0	2	2.8
Saint Louis	01/11/20		07:59	0-2	.000	0-2	.000	0-0	.000	0	1	1	1.6	1	0	0	0	0	0	2.6
Totals		0	162:05	13-29	.448	9-23	.391	7-9	.778	4	22	26	1.6	14	10	6	0	5	42	2.6





#13 CONNOR CRABTREE
G | SO | 6'6" | 190
HILLSBOROUGH, NC
HARGRAVE MILITARY (VA)/TULANE

CAREER HIGHS

Statistic	Value	
Points	23	vs East Carolina 02/23/19
Rebounds	6	at East Carolina 01/31/19
Assists	3	4 times
Steals	5	vs Towson 12/21/18
Blocks	2	at Memphis 02/20/19, vs UCF 01/23/19
FG Made	8	vs East Carolina 02/23/19
FG Attempts	13	vs East Carolina 02/23/19
3FG Made	4	vs East Carolina 02/23/19, at Wichita St. 02/09/19
3FG Attempts	6	vs East Carolina 02/23/19, vs Coastal Carolina 11/13/18, vs Alabama A&M 12/22/18
FT Made	6	vs South Fla. 03/06/19
FT Attempts	7	vs South Fla. 03/06/19

CAREER STATS

SEASON	TEAM	GP-GS	MIN/AVG	FG-FGA	FG%	3FG-FGA	3FG%	FT-FTA	FT%	OFF	DEF	TOT	AVG	PF-FO	AST	TO	BLK	STL	PTS	AVG
2018-19	Tulane	29-15	614/21.2	63-148	.426	28-78	.359	53-66	.803	13	45	58	2.0	51-2	32	36	6	19	207	7.1
TOTAL FOR UR	0-0	0/0.0	0-0	.000	0-0	.000	0-0	.000	0	0	0	0.0	0-0	0	0	0	0	0	0.0	
TOTAL	29-15	614/21.2	63-148	.426	28-78	.359	53-66	.803	13	45	58	2.0	51-2	32	36	6	19	207	7.1	

Signed with the Spiders on May 17, 2019 after transferring from Tulane. Per NCAA regulations, he will sit out the 2019-20 season and then have three seasons of eligibility remaining.

FRESHMAN (2018-19 • TULANE)

- Averaged 7.1 points per game while appearing in 30 games with 15 starts
- Started 15 of Tulane's final 16 games of the season
- Sixth-highest scoring freshman in American Athletic Conference
- Averaged 11.1 points per game while shooting 50 percent from the field (33-66) over the final 10 games of the season
- Led Tulane in 3-pt FG pct (36.7) and FT pct (80.3)
- Tulane's leading scorer in three games, including a career-high 23 points vs East Carolina on February 23

HIGH SCHOOL

- Completed a post-graduate season at Hargrave Military Academy in Chatham, Va. in 2017-18, averaging 21.4 points per game for the Tigers
- Graduated from Orange High School in Hillsborough, N.C. ... Averaged 26 points per game as a senior and earned AP All-State honors

PERSONAL

- Son of Keith and Carol
- Played for Winchester Stars AAU program in Winchester, Va., the same program as current teammate Grant Golden (the two were never teammates)





#15 MATT GRACE
F | SO | 6'9" | 230
HAMILTON, ONTARIO
TRC ACADEMY

CAREER HIGHS

Statistic	Value
Points	7 at Hampton 12/03/19
Rebounds	4 vs Saint Joseph's 01/02/20
Assists	4 vs Coppin St. 12/05/18
Steals	1 6 times
Blocks	2 vs High Point 12/22/18
FG Made	2 5 times
FG Attempts	3 4 times
3FG Made	2 vs Fordham 02/20/19, at Hampton 12/03/19
3FG Attempts	2 4 times
FT Made	2 vs Saint Joseph's 01/02/20
FT Attempts	2 at Hampton 12/03/19, vs Saint Joseph's 01/02/20

CAREER STATS

				Field Goals		3-Point		F-Throws		Rebounds				Scoring						
SEASON	TEAM	GP-GS	MIN/AVG	FG-FGA	FG%	3FG-FGA	3FG%	FT-FTA	FT%	OFF	DEF	TOT	AVG	PF-FO	AST	TO	BLK	STL	PTS	AVG
2018-19	UR	31-0	232/7.5	16-34	.471	6-17	.353	0-3	.000	9	23	32	1.0	29-0	16	6	6	4	38	1.2
2019-20	UR	15-0	107/7.1	4-12	.333	2-5	.400	3-4	.750	8	15	23	1.5	18-0	10	8	0	2	13	0.9
TOTAL		46-0	339/7.4	20-46	.435	8-22	.364	3-7	.429	17	38	55	1.2	47-0	26	14	6	6	51	1.1

SOPHOMORE (2019-20)

GAME-BY-GAME

1/2 vs Saint Joseph's - Keyed UR's 26-4 run at end of 1st half with 2 rebounds & 2 assists ... Finished game with a career-high 4 rebounds ... **12/3 at Hampton** - Scored a career-high 7 points on a pair of three-pointers and a free throw ... Matched a career high with 3 rebounds ... Played a season-high 13 minutes

FRESHMAN (2018-19)

- Averaged 1.2 points and 1.0 rebound in 31 games ... Played 233 minutes, eighth most on the team
- Led team in assist-to-turnover ratio among those with multiple assists (2.67)
- Signed with the Spiders on May 7

HIGH SCHOOL

- Graduated from The RISE Centre Academy in Brantford, Ontario
- Led team to league championship in Ontario Scholastic Basketball Association as a senior
- Averaged 10 points and seven rebounds in three tournament games
- Academic All-League selection as a junior in 2017
- One of four members of TRC Academy's Class of 2018 to sign with a Division I basketball program

PERSONAL

- Born on Feb. 5, 1999

GAMELOGS

Opponent	Date	GS	MIN	Total		3-Pointers		Free throws		Rebounds				PF	A	T/O	BLK	STL	PTS	
				FG-FGA	PCT	3FG-FGA	PCT	FT-FTA	PCT	OFF	DEF	TOT	AVG						PTS	AVG
Saint Francis (PA)	11/08/19		06:51	0-0	.000	0-0	.000	0-0	.000	1	1	2	2.0	2	1	1	0	0	0	0.0
CSUN	11/17/19		11:42	0-2	.000	0-0	.000	0-0	.000	2	0	2	2.0	3	0	1	0	0	0	0.0
McNeese	11/22/19		06:24	0-0	.000	0-0	.000	0-0	.000	0	1	1	1.7	2	1	0	0	0	0	0.0
vs Wisconsin	11/25/19		04:31	0-0	.000	0-0	.000	0-0	.000	0	0	0	1.3	1	0	0	0	0	0	0.0
vs Auburn	11/26/19		01:44	0-0	.000	0-0	.000	0-0	.000	0	0	0	1.0	2	0	1	0	0	0	0.0
Boston College	11/30/19		08:32	0-2	.000	0-1	.000	0-0	.000	0	2	2	1.2	0	1	0	0	0	0	0.0
at Hampton	12/03/19		13:00	2-3	.667	2-2	1.000	1-2	.500	1	2	3	1.4	1	1	1	0	1	7	1.0
South Alabama	12/08/19		11:40	1-2	.500	0-1	.000	0-0	.000	0	2	2	1.5	1	1	1	0	1	2	1.1
Col. of Charleston	12/14/19		02:32	0-0	.000	0-0	.000	0-0	.000	1	0	1	1.4	1	0	0	0	0	0	1.0
at Old Dominion	12/18/19		05:00	0-0	.000	0-0	.000	0-0	.000	1	0	1	1.4	2	0	0	0	0	0	0.9
vs Radford	12/22/19		02:16	0-0	.000	0-0	.000	0-0	.000	0	1	1	1.4	0	1	0	0	0	0	0.8
at Alabama	12/29/19		02:20	0-0	.000	0-0	.000	0-0	.000	0	0	0	1.3	0	0	0	0	0	0	0.8
Saint Joseph's	01/02/20		12:52	1-1	1.000	0-0	.000	2-2	1.000	1	3	4	1.5	0	3	2	0	0	4	1.0
at Rhode Island	01/05/20		11:05	0-1	.000	0-1	.000	0-0	.000	0	3	3	1.6	2	1	0	0	0	0	0.9
Saint Louis	01/11/20		06:21	0-1	.000	0-0	.000	0-0	.000	1	0	1	1.5	1	0	1	0	0	0	0.9
Totals		0	106:50	4-12	.333	2-5	.400	3-4	.750	8	15	23	1.5	18	10	8	0	2	13	0.9





#22 ANDRE GUSTAVSON
G | SO | 6'4" | 195
HELSINKI, FINLAND
HELSINKI BASKETBALL ACADEMY

CAREER HIGHS

Statistic	Value	
Points	13	vs Fordham 02/20/19
Rebounds	6	vs Fordham 03/13/19, vs McNeese 11/22/19
Assists	10	at Georgetown 11/28/18
Steals	5	vs Coppin St. 12/05/18
Blocks	2	vs South Alabama 12/08/19
FG Made	6	vs Coppin St. 12/05/18
FG Attempts	10	vs Fordham 02/20/19, vs Fordham 03/13/19, vs South Alabama 12/08/19
3FG Made	3	vs Davidson 03/09/19, vs Fordham 02/20/19
3FG Attempts	8	vs Fordham 02/20/19
FT Made	4	at George Mason 02/27/19, at Old Dominion 12/18/19
FT Attempts	5	at George Mason 02/27/19

CAREER STATS

SEASON	TEAM	GP-GS	MIN	AVG	FG-FGA	FG%	3FG-FGA	3FG%	FT-FTA	FT%	OFF	DEF	TOT	AVG	PF-FO	AST	TO	BLK	STL	PTS	AVG
2018-19	UR	31-19	682	22.0	57-121	.471	16-47	.340	20-32	.625	24	47	71	2.3	76-1	46	26	10	33	150	4.8
2019-20	UR	16-0	295	18.4	25-60	.417	3-21	.143	9-13	.692	12	27	39	2.4	28-1	11	10	4	12	62	3.9
TOTAL		47-19	977	20.8	82-181	.453	19-68	.279	29-45	.644	36	74	110	2.3	104-2	57	36	14	45	212	4.5

SOPHOMORE (2019-20)

GAME-BY-GAME

1/5 at Rhode Island - Helped (with Blake Francis) hold A-10 leading scorer Fatts Russell to 3 points on 1-12 shooting ... Added 3 steals ... **1/2 vs Saint Joseph's** - Helped (with Blake Francis) hold A-10 leading scorer Ryan Daly to 8 points and forced him into 6 turnovers ... **12/14 vs Charleston** - One of four Spiders to score in double figures, notching 10 points ... Recorded consecutive games with 10+ points for the first time in his career ... Contributed a block and two steals on defense ... **12/8 at South Alabama** - Scored a season-high 10 points, the third straight game he's increased his season high ... Brought Robins Center crowd to its feet twice in second half on a two-handed dunk in traffic and an alley-oop from Jacob Gilyard ... **12/3 at Hampton** - Led Richmond's bench with a season-high 8 points ... **11/30 vs Boston College** - Led Richmond's bench with 7 points ... **11/22 vs McNeese** - Tied a career high with 6 rebounds, matching the most of any Spider ... **11/14 vs Vanderbilt** - Made game-winning free-throw with 0.6 seconds left after he was fouled on his attempt at a buzzer-beating dunk following a Vanderbilt turnover with 4 seconds left ... Scored all 3 of Richmond's bench points

FRESHMAN (2018-19)

- Averaged 4.8 points, sixth on the team, and 2.3 rebounds in 31 games
- Started 19 games, including final 18 of season after being re-inserted into starting lineup at George Washington on January 12
- Ranked second on team with 1.9 steals per 40 minutes ... Emerged as team's top perimeter defender in second half of season, frequently guarding opponent's top offensive player
- Following the season, competed for Finland at 2019 World University Games, averaging 9.8 points per game
- Signed with the Spiders on April 26, 2018

HIGH SCHOOL

- Graduated from the Helsinki Basketball Academy in Helsinki, Finland
- Scored 11.4 points per game and shot 54 percent from the field in his final season while leading HBA to the regular-season title in the Finnish 1st Division
- Competed for Finland in 2018 FIBA U20 European Championships, averaging 10.0 points, 3.6 rebounds, and 2.7 assists
- Competed for Finland in 2017 FIBA U18 European Championships, averaging 12.7 points over seven games
- Scored 27 points in group stage game vs Greece, tied for the fourth-most points in a game by any player at the tournament
- Attended same school as current Chicago Bulls star Lauri Markkanen
- One of his coaches at HBA was Finnish basketball legend Hanno Mottölä ... Mottölä, who starred at Utah, was the first Finnish player in NBA history, appearing in 155 games with the Atlanta Hawks from 2000-02

PERSONAL

- Last name is pronounced "GOOS-tahv-son"

GAMELOGS

Opponent	Date	GS	MIN	Total		3-Pointers		Free throws		Rebounds				PF	A	T/O	BLK	STL	PTS	AVG
				FG-FGA	PCT	3FG-3FGA	PCT	FT-FTA	PCT	OFF	DEF	TOT	AVG							
Saint Francis (PA)	11/08/19		17:56	0-4	.000	0-2	.000	0-0	.000	0	0	0	0.0	2	2	0	0	0	0	0.0
Vanderbilt	11/14/19		22:35	1-3	.333	0-2	.000	1-2	.500	0	2	2	1.0	1	1	0	0	1	3	1.5
CSUN	11/17/19		17:10	2-5	.400	0-2	.000	0-0	.000	1	0	1	1.0	5	1	3	0	1	4	2.3
McNeese	11/22/19		17:07	1-3	.333	0-1	.000	0-0	.000	2	4	6	2.3	2	0	3	0	2	2	2.3
vs Wisconsin	11/25/19		13:36	1-3	.333	0-0	.000	0-0	.000	1	1	2	2.2	1	0	1	1	0	2	2.2
vs Auburn	11/26/19		15:13	1-2	.500	0-0	.000	2-3	.667	3	2	5	2.7	1	0	1	0	0	4	2.5
Boston College	11/30/19		20:56	3-5	.600	1-2	.500	0-0	.000	1	4	5	3.0	2	1	0	0	0	7	3.1
at Hampton	12/03/19		18:00	3-7	.429	0-2	.000	2-4	.500	1	2	3	3.0	1	2	0	0	0	8	3.8
South Alabama	12/08/19		23:20	5-10	.500	0-3	.000	0-0	.000	1	3	4	3.1	2	3	0	2	0	10	4.4
Col. of Charleston	12/14/19		22:30	4-8	.500	2-4	.500	0-0	.000	0	1	1	2.9	0	0	0	1	2	10	5.0
at Old Dominion	12/18/19		22:00	0-1	.000	0-1	.000	4-4	1.000	0	1	1	2.7	3	1	1	0	0	4	4.9
vs Radford	12/22/19		19:57	0-1	.000	0-0	.000	0-0	.000	0	1	1	2.6	4	0	0	0	0	0	4.5
at Alabama	12/29/19		07:21	0-1	.000	0-1	.000	0-0	.000	0	0	0	2.4	1	0	0	0	1	0	4.2
Saint Joseph's	01/02/20		25:55	0-2	.000	0-1	.000	0-0	.000	2	3	5	2.6	0	0	1	0	2	0	3.9
at Rhode Island	01/05/20		11:34	0-0	.000	0-0	.000	0-0	.000	0	0	0	2.4	0	0	0	0	3	0	3.6
Saint Louis	01/11/20		19:52	4-5	.800	0-0	.000	0-0	.000	0	3	3	2.4	3	0	0	0	0	8	3.9
Totals		0	295:02	25-60	.417	3-21	.143	9-13	.692	12	27	39	2.4	28	11	10	4	12	62	3.9





#33 GRANT GOLDEN
F | R-JR | 6'10" | 255
WINCHESTER, VA
ST. JAMES (MD)

CAREER HIGHS

Statistic	Value	
Points	33	vs Wyoming 11/21/18
Rebounds	12	vs High Point 12/22/18, vs CSUN 11/17/19, vs Wisconsin 11/25/19
Assists	7	vs Fordham 03/13/19
Steals	3	at Duquesne 01/24/18, vs James Madison 12/10/17
Blocks	6	at George Mason 02/27/19
FG Made	16	vs Wyoming 11/21/18
FG Attempts	24	vs Wyoming 11/21/18
3FG Made	4	vs Georgetown 11/25/17
3FG Attempts	8	vs Georgetown 11/25/17
FT Made	9	vs Hampton 11/25/18
FT Attempts	14	vs Hampton 11/25/18

CAREER STATS

SEASON	TEAM	GP-GS	MIN	AVG	Field Goals		3-Point		F-Throws		Rebounds				Scoring	
					FG-FGA	FG%	3FG-FGA	3FG%	FT-FTA	FT%	OFF	DEF	TOT	AVG	PF-FO	AST
2016-17	UR	9-0		68/7.6	7-20	.350	1-5	.200	3-9	.333	3	15	18	2.0	9-0	8
2017-18	UR	32-32	981/30.7		208-418	.498	22-80	.275	60-96	.625	49	166	215	6.7	79-1	69
2018-19	UR	33-33	1038/31.4		221-439	.503	16-54	.296	109-166	.657	26	207	233	7.1	61-0	117
2019-20	UR	14-14	359/25.6		72-148	.486	2-9	.222	21-33	.636	18	93	111	7.9	17-0	43
TOTAL		88-79	2445/27.8		508-1025	.496	41-148	.277	193-304	.635	96	481	577	6.6	166-1	237
															193	87
															40	1250
																14.2

REDSHIRT JUNIOR (2019-20)

GAME-BY-GAME

12/29 at Alabama - Recorded his 13th career double-double, totaling 14 points and 11 rebounds ... **12/18 at Old Dominion** - Made the game-winning three-pointer from the top of the key with 2.0 seconds remaining, giving Richmond a 62-59 lead in the final seconds ... Let Richmond in points (19), rebounds (7) and assists (4) ... **12/14 vs Charleston** - Scored a season-high 17 points and led Richmond with 7 rebounds while going 8-11 from the field ... Made his first three-pointer of the season in the game's biggest moment, beating the shot clock from the top of the key with 2:08 remaining to stretch the Spiders lead to eight ... **12/8 vs South Alabama** - Returned to lineup and scored all 8 of his points in first half ... **12/3 at Hampton** - Missed his second straight game with a sprained ankle ... **11/30 vs Boston College** - Did not play due to a sprained ankle, snapping a streak of 71 straight starts which had been the longest on the team ... **11/26 vs Auburn** - Scored a team-high 14 points ... Left game with 1:18 remaining after rolling left ankle ... Named to Legends Classic All-Tournament Team (15.0 PPG, 9.0 RPG, 58.3 FG pct in 2 games) ... **11/25 vs Wisconsin** - Recorded his 12th career double-double, finishing with 16 points and 12 rebounds ... 12 rebounds tied a career high ... **11/17 vs CSUN** - Recorded his 11th career double-double despite playing just 18 minutes ... 12 rebounds tied a career high ... **11/14 vs Vanderbilt** - Played 32 minutes but was limited after rolling left ankle vs Saint Francis ... **11/8 vs Saint Francis** - 8 rebounds tied for team high ... First of 5 assists was a pass to a cutting Nathan Cayo on UR's first possession for its first points of the season

PRESEASON

• Named Second Team Preseason All-Atlantic 10 in October ... One of four Spiders to earn multiple preseason All-Conference honors under Chris Mooney, joining Shawn Dre' Jones (2015-16), Kevin Anderson (2008-10), and David Gonzalez (2008-09) [Golden was a First Team Preseason All-Atlantic 10 selection in 2018]

REDSHIRT SOPHOMORE (2018-19)

• Selected Third Team All-Conference by the Atlantic 10 for a second straight season ... Became first player in Spiders history to earn All-Conference honors following freshman and sophomore seasons
 • Named First Team All-Conference by Hoops HD
 • Finished season with 1,083 career points, the most ever by a Spider by the end of his sophomore season ... became 47th member of Spiders 1,000-point club at George Mason on February 27
 • Scored a team-high 17.2 points per game, third most in the A-10, and registered 7.1 rebounds per game, eighth most in the A-10
 • Ranked fifth in A-10 in field goal percentage (50.3)
 • Led A-10 with 221 field goals ... also finished in top 15 in conference in assists per game (3.5, 13th) and blocks per game (1.06, 11th)
 • One of six underclassmen (freshmen or sophomores) in D-I to average 17 points and seven rebounds per game
 • Joined T.J. Cline in 2016-17 as the only Spiders to record 500 points, 200 rebounds, and 100 assists in a season
 • 117 assists were second most in D-I by player 6'10" or taller (Ethan Happ - 153)

REDSHIRT FRESHMAN (2017-18)

• Scored 498 points, breaking the record for most points by a Spider freshman (Mike Perry - 494 in 1977-78)
 * Averaged team-high 15.6 points per game and recorded 6.7 rebounds per game (second on team)
 • One of seven freshmen in D-I to average 15.5 points and six rebounds per game
 • Led team with five double-doubles, most by a Spiders freshman since 1998-99 (Charles Stephens)
 • Selected Third-Team All-Conference and All-Rookie Team in Atlantic 10 ... With Davidson's Kellan Grady, first freshmen to make A-10 All-Conference team since 2012-13 (Semaj Christon, Xavier)
 • Named A-10 Rookie of the Week three times (November 27, January 29, March 5)
 • Selected to All-Tournament Team at Cayman Islands Classic after averaging 18 points and five rebounds while shooting 56 percent from field in three games

FRESHMAN (2016-17)

• Granted medical redshirt by NCAA after undergoing cardiac ablation procedure on Dec. 22 to correct an accelerated heart rate that caused him to collapse vs Texas Tech on Dec. 17
 • Appeared in nine games totaling 18 points, 18 rebounds, and eight assists
 • Led team with 10.6 rebounds per 40 minutes
 • Scored career-best six points Dec. 3 vs Wake Forest ... grabbed career-high four rebounds Nov. 25 vs Maryland and Dec. 10 vs UMBC

HIGH SCHOOL

• Moved to St. James HS in Hagerstown, Md. for final two seasons of high school
 • Washington County Co-Player of the Year in 2015-16
 • Led St. James to Independent-Parochial School League and Mid-Atlantic Conference titles
 • Averaged 17.2 PPG, 10.3 rpg, 3.5 APG and 1.3 BPG in his senior year
 • Shot 54.7 percent from the field and 42.9 percent from three in 15-16
 • Sat out junior season with ankle injury
 • Averaged 18.1 PPG and 7.7 RPG in 2013-14 at Sherando HS in Stephens City, Va.





#33 GRANT GOLDEN (CONTINUED)

- PERSONAL
- Son of Ellen and Craig
 - Younger brother Bryce plays basketball at Butler University
 - Father played basketball at Fairfield University and two grandfathers played collegiate football
 - Born on Jan. 15, 1998

GAMELOGS

Opponent	Date	GS	MIN	Total		3-Pointers		Free throws		Rebounds				PF	A	T/O	BLK	STL	PTS	AVG
				FG-FGA	PCT	3FG-3FGA	PCT	FT-FTA	PCT	OFF	DEF	TOT	AVG							
Saint Francis (PA)	11/08/19	*	31:30	6-10	.600	0-1	.000	3-4	.750	0	8	8	8.0	2	5	1	2	0	15	15.0
Vanderbilt	11/14/19	*	32:22	3-10	.300	0-0	.000	0-0	.000	1	6	7	7.5	1	2	2	0	0	6	10.5
CSUN	11/17/19	*	18:05	4-6	.667	0-0	.000	3-4	.750	1	11	12	9.0	1	3	0	0	1	11	10.7
McNeese	11/22/19	*	21:30	4-9	.444	0-0	.000	2-2	1.000	3	3	6	8.3	1	2	3	1	0	10	10.5
vs Wisconsin	11/25/19	*	26:59	7-12	.583	0-0	.000	2-4	.500	2	10	12	9.0	4	1	1	1	1	16	11.6
vs Auburn	11/26/19	*	22:00	7-12	.583	0-2	.000	0-0	.000	3	3	6	8.5	3	1	3	1	0	14	12.0
South Alabama	12/08/19	*	25:51	4-8	.500	0-0	.000	0-0	.000	1	6	7	8.3	0	6	2	0	0	8	11.4
Col. of Charleston	12/14/19	*	25:57	8-11	.727	1-1	1.000	0-1	.000	0	7	7	8.1	0	3	1	1	1	17	12.1
at Old Dominion	12/18/19	*	28:00	7-10	.700	1-2	.500	4-7	.571	1	6	7	8.0	1	4	3	1	1	19	12.9
vs Radford	12/22/19	*	24:28	4-10	.400	0-0	.000	1-2	.500	0	7	7	7.9	0	1	2	1	1	9	12.5
at Alabama	12/29/19	*	28:59	7-17	.412	0-1	.000	0-1	.000	3	8	11	8.2	1	3	3	1	0	14	12.6
Saint Joseph's	01/02/20	*	19:33	3-6	.500	0-0	.000	2-2	1.000	1	6	7	8.1	1	4	1	1	0	8	12.3
at Rhode Island	01/05/20	*	27:07	5-16	.313	0-1	.000	0-1	.000	2	7	9	8.2	1	5	2	1	0	10	12.1
Saint Louis	01/11/20	*	26:20	3-11	.273	0-1	.000	4-5	.800	0	5	5	7.9	1	3	2	0	1	10	11.9
Totals			14 358:41	72-148	.486	2-9	.222	21-33	.636	18	93	111	7.9	17	43	26	11	6	167	11.9



WALK-ONS

CAREER STATS

				Field Goals		3-Point		F-Throws		Rebounds				Scoring						
SEASON	TEAM	GP-GS	MIN/AVG	FG-FGA	FG%	3FG-FGA	3FG%	FT-FTA	FT%	OFF	DEF	TOT	AVG	PF-FO	AST	TO	BLK	STL	PTS	AVG
2018-19	UR	3-0	3/1.0	0-0	.000	0-0	.000	0-0	.000	0	0	0	0.0	0-0	0	0	0	0	0	0.0
2019-20	UR	5-0	6/1.2	0-2	.000	0-1	.000	0-0	.000	1	0	1	0.2	0-0	1	0	0	0	0	0.0
TOTAL		8-0	9/1.2	0-2	.000	0-1	.000	0-0	.000	1	0	1	0.1	0-0	1	0	0	0	0	0.0

SOPHOMORE (2018-19)

- Appeared in three games but did not register any statistics ... Made collegiate debut vs Coppin State on December 5

FRESHMAN (2017-18)

- Did not appear in any games

HIGH SCHOOL

- Four-year varsity starter at Eisenhower ... member of school's 1,000-point club ... led team to 40-9 record in his last two seasons
- Three-time All-Woodland Conference selection ... 2-time All-Area selection by Milwaukee Journal Sentinel
- Team captain as a senior ... averaged 15.1 points and 5.2 rebounds per game
- Three-time letterwinner in football ... Honorable Mention All-Woodland Conference at wide receiver as a senior
- DECA (Distributive Education Clubs of America) state qualifier

PERSONAL

- Son of Eric and Kimberly Kulju
- Has an older brother Keenan and a younger sister Tierney
- Born on Sept. 8, 1998
- Last name is pronounced "COOL-you"



#10 SULLIVAN KULJU
F | JR | 6'6" | 220
NEW BERLIN, WI
EISENHOWER

CAREER STATS

				Field Goals		3-Point		F-Throws		Rebounds				Scoring						
SEASON	TEAM	GP-GS	MIN/AVG	FG-FGA	FG%	3FG-FGA	3FG%	FT-FTA	FT%	OFF	DEF	TOT	AVG	PF-FO	AST	TO	BLK	STL	PTS	AVG
2019-20	UR	2-0	2/1.0	0-1	.000	0-0	.000	0-0	.000	1	0	1	0.5	0-0	0	0	0	0	0	0.0
TOTAL		2-0	2/1.0	0-1	.000	0-0	.000	0-0	.000	1	0	1	0.5	0-0	0	0	0	0	0	0.0

HIGH SCHOOL

- Two-time captain at St. Joseph's Prep in Philadelphia

PERSONAL

- Son of Mike and Patricia
- Father Mike played basketball at William & Mary and La Salle ... At William & Mary, Arizin earned All-Southern Conference honors following his freshman and sophomore seasons ... His 35 points against Richmond on Dec. 11, 1973 remains the second-most ever by a William & Mary player in a game at Kaplan Arena ... Averaged 17.3 points and 7.5 rebounds in 54 games for the Tribe ... At La Salle, averaged 11.5 points in 1975-76 and led team in FG pct (49.6)
- Has a brother Luke and a half-brother Matt, who played baseball at Georgetown
- Grandfather Paul Arizin was inducted into the Naismith Memorial Basketball Hall of Fame in 1978 ... He was a 10-time NBA All-Star with the Philadelphia Warriors who twice led the league in scoring ... Missed two seasons in the prime of his career to serve with the Marines in the Korean War ... Third-leading scorer (16,266 points) in NBA history when he retired in 1962 rather than move with the Warriors to San Francisco ... Led nation in scoring (25.3 PPG) as a senior at Villanova in 1950 ... Had his No. 11 jersey retired by Villanova ... Inducted in College Basketball Hall of Fame in 2006 ... Member of inaugural class of Philadelphia Sports Hall of Fame (2004)
- Born on December 16, 2000
- Last name is pronounced "AIR-rizz-in"



#12 GABE ARIZIN
G | FR | 6'4" | 190
WEST CHESTER, PA
ST. JOSEPH'S PREP

CAREER STATS

				Field Goals		3-Point		F-Throws		Rebounds				Scoring						
SEASON	TEAM	GP-GS	MIN/AVG	FG-FGA	FG%	3FG-FGA	3FG%	FT-FTA	FT%	OFF	DEF	TOT	AVG	PF-FO	AST	TO	BLK	STL	PTS	AVG
2018-19	UR	3-0	3/1.1	1-2	.500	0-0	.000	0-1	.000	1	1	2	0.7	0-0	1	0	0	0	2	0.7
2019-20	UR	5-0	8/1.6	1-1	1.000	0-0	.000	0-0	.000	0	1	1	0.2	0-0	0	0	0	0	2	0.4
TOTAL		8-0	11/1.4	2-3	.667	0-0	.000	0-1	.000	1	2	3	0.4	0-0	1	0	0	0	4	0.5

JUNIOR (2019-20)

- Scored UR's final basket on a fadeaway jumper from the left block with 1:03 to play vs Saint Joseph's on Jan. 2

SOPHOMORE (2018-19)

- Appeared in three games, registering two points, two rebounds and an assist
- Brought home crowd to its feet with offensive rebound and putback while being fouled vs George Washington on Feb. 9
- Made collegiate debut vs Coppin State on Dec. 5, recording a rebound and assist

FRESHMAN (2017-18)

- Did not appear in a game

HIGH SCHOOL

- 2017 League MVP of New York's Catholic High Schools Athletic Association (CHSAA) A Division
- Averaged 20.5 points per game as a senior ... led team to CHSAA A Divisional Final
- Class A first-team All-State selection

PERSONAL

- Son of Frank and Stephanie Gaitley ... Mother Stephanie is head coach of the women's team at Fordham University and was head coach of the women's team at Richmond from 1985-91 (116-63 in 6 seasons)
- Older brother Dutch played at Temple and Monmouth and is currently an assistant coach for the Charlotte Hornets ... Older brother D.C. played in seven games for Fordham
- Born on June 23, 1998



#31 JORDAN GAITLEY
G | JR | 6'4" | 190
HAVERFORD, PA
FORDHAM PREP (NY)



BOX SCORES



Official Basketball Box Score - Final
Saint Francis (PA) at Richmond
11/09/19 Robins Center, Richmond
2019-20 Men's Basketball

Game Time: 12:00 AM
Game Duration: 2:22
Attendance: 5,602

Officials: Rick Crawford, Jeb Harness, Landon Brandy

Saint Francis (PA) - 98

Record: 0-2

NO.	Name	Min	FG	3P	FT	Rebounds	Fouls	TP	AS	TO	ST	Blocks	BS	BA	+	-
5	Myles Thompson	F 30:35	2-11	0-3	0-1	3 6 9	1 2 4	0	1	2	0	2	0	2	-11	
1	Ramir Dixon-Conover	G 07:13	0-1	0-0	0-0	0 0 0	3 0 0	0	1	1	0	0	0	0	-11	
11	Isaiah Blackmon	G 39:10	9-17	5-10	0-0	1 5 6	4 1 23	0	1	1	0	0	0	-10		
13	Keith Braxton	G 43:04	7-11	1-3	5-9	5 6 11	2 4 20	8	2	1	0	0	0	-2		
22	Tyler Stewart	G 40:36	7-14	2-3	4-4	2 3 5	4 6 20	3	1	1	2	2	-7			
2	Scott Meredith	34:17	6-10	6-9	0-0	0 3 3	1 1 18	0	3	0	0	1	1	9		
4	Randall Gaskins	10:39	0-0	0-0	2-2	0 1 1	0 1 2	0	1	0	0	0	0	-10		
30	Deividas Kuzavas	19:26	4-8	0-0	3-6	2 4 6	4 3 11	0	0	0	0	0	1	12		
Team						2 1 3	0 0 1	0	1							
Totals			35-72	14-28	14-22	15 29 44	19 18 98	12	11	5	2	6	2			

Technical Fouls: Meredith 1st 8:23

Dead Ball Rebounds: 3, 0

Richmond - 100

Record: 1-0

NO.	Name	Min	FG	3P	FT	Rebounds	Fouls	TP	AS	TO	ST	Blocks	BS	BA	+	-
4	Nathan Cayo	F 23:27	4-7	0-0	1-1	0 3 3	4 0 9	1	1	0	1	1	1	11		
33	Grant Golden	F 31:30	6-10	0-1	3-4	0 8 8	2 4 15	5	1	0	2	0	12			
00	Jacob Gilyard	G 42:40	7-11	2-6	8-11	0 1 1	1 8 24	8	1	5	0	0	8			
1	Blake Francis	G 30:12	5-14	3-5	1-2	3 1 4	2 2 14	1	2	1	0	1	10			
5	Nick Sherod	G 36:40	9-17	6-12	3-4	1 7 8	2 3 27	1	2	0	0	0	5			
3	Tyler Burton	15:33	2-3	0-1	0-0	2 2 4	1 1 4	2	0	1	3	0	26			
22	Andre Gustavson	17:56	0-4	0-2	0-0	0 0 0	0 2 0	0	2	0	0	0	-16			
15	Matt Grace	06:51	0-0	0-0	0-0	1 1 2	0 0 0	0	1	1	0	0	-4			
11	Jake Wojcik	13:27	2-2	2-2	1-2	0 0 0	0 0 1	7	1	0	1	0	-11			
2	Souleymane Koureissi	06:44	0-0	0-0	0-0	0 1 1	2 0 0	0	0	0	0	0	-3			
Team						0 2 2	0 0 1	0	1							
Totals			35-68	13-29	17-24	7 28 33	19 19 100	22	9	8	6	2	2			

Technical Fouls: Coach 1st 8:39

Dead Ball Rebounds: 4, 1

	STF	RICH
Biggest lead	12 (2 nd 6:58)	7 (2 nd 17:37)
Best Scoring Run	7 (2 nd 6:58)	11 (2 nd 18:20)
Lead Changes	6	
Times Tied	10	
Time with Lead	20:17	17:49

Points from	STF	RICH	Period by Period Scoring
Turnovers	12	16	1st 2nd OT TOT
Paint	40	38	STF 44 46 8 98
Second Chance	26	8	
Fast Breaks	13	13	RICH 42 48 10 100
Bench	31	11	



Official Basketball Box Score - Final
Vanderbilt at Richmond
11/15/19 Robins Center, Richmond
2019-20 Men's Basketball

Game Time: 12:00 AM
Game Duration: 2:13
Attendance: 5,602

Officials: Ron Groover, Jeffrey Anderson, Doug Shows

Vanderbilt - 92

Record: 2-1

NO.	Name	Min	FG	3P	FT	Rebounds	Fouls	TP	AS	TO	ST	Blocks	BS	BA	+	-
1	Dylan Disu	F 32:41	3-9	3-9	2-2	1 4 5	3 2 11	1	0	3	0	0	3			
15	Clevon Brown	F 37:09	3-3	0-0	0-2	2 6 8	2 1 6	0	1	0	0	0	0			
24	Aaron Nesmith	F 38:46	12-18	7-12	3-6	0 7 7	3 5 34	0	4	0	2	1	0			
2	Scotty Pippen Jr.	G 23:37	2-4	0-2	0-0	1 4 5	5 1 4	3	3	1	0	0	-3			
3	Maxwell Evans	G 27:19	2-4	2-2	0-0	0 5 5	2 1 6	2	2	0	0	0	-1			
0	Saben Lee	35:30	8-17	2-5	6-6	0 2 2	2 3 24	8	5	3	0	0	5			
4	Jordan Wright	14:24	3-8	1-3	0-0	4 0 4	0 0 7	1	1	0	0	0	0			
13	Matthew Moyer	08:44	0-3	0-2	0-0	0 0 0	3 1 0	0	0	0	0	0	-3			
50	Ejike Obinna	04:28	0-0	0-0	0-0	0 1 1	0 0 0	0	0	0	0	0	-4			
55	Oton Jankovic	02:22	0-0	0-0	0-0	0 0 0	1 1 0	0	0	0	0	0	-2			
Team						2 2 4	0 0 3	0	3							
Totals			33-66	15-35	11-16	10 31 41	21 15 92	15	19	7	5	1	1			

Technical Fouls: NONE

Dead Ball Rebounds: 3, 0

Richmond - 93

Record: 2-0

NO.	Name	Min	FG	3P	FT	Rebounds	Fouls	TP	AS	TO	ST	Blocks	BS	BA	+	-
4	Nathan Cayo	F 35:41	6-9	0-0	8-9	6 2 8	2 8 20	2	0	1	0	0	4			
33	Grant Golden	F 32:23	3-10	0-0	0-0	1 6 7	1 2 6	2	2	0	0	1	-7			
00	Jacob Gilyard	G 40:01	8-14	4-7	6-6	0 2 2	1 4 26	4	7	0	1	3				
1	Blake Francis	G 33:07	9-17	3-9	3-4	0 4 4	4 4 24	1	3	0	0	1	0			
5	Nick Sherod	G 37:44	5-13	2-7	2-2	1 4 5	3 1 14	3	1	2	0	1	-2			
22	Andre Gustavson	21:12	1-3	0-2	1-2	0 2 2	1 2 3	1	0	1	0	0	-5			
2	Souleymane Koureissi	07:49	0-0	0-0	0-0	0 1 1	1 0 0	1	0	0	0	0	8			
3	Tyler Burton	06:38	0-1	0-0	0-0	0 1 1	2 0 0	0	1	0	1	1	-1			
11	Jake Wojcik	10:25	0-3	0-3	0-0	0 1 0	0 0 0	2	0	0	0	0	5			
Team						1 1 2	0 0 0	0	0							
Totals			32-70	9-28	20-23	9 24 33	15 21 93	16	11	11	1	5	1			

Technical Fouls: NONE

Dead Ball Rebounds: 1, 1

	VAND	RICH
Biggest lead	7 (1 st 15:52)	10 (1 st 2:05)
Best Scoring Run	10 (1 st 07:40)	12 (2 nd 4:13)
Lead Changes	9	10
Times Tied	12	
Time with Lead	21:47	14:29

Points from	VAND	RICH	Period by Period Scoring
Turnovers	10	34	1st 2nd OT TOT
Paint	32	38	VAND 29 51 12 92
Second Chance	9	10	
Fast Breaks	10	11	RICH 36 44 13 93
Bench	31	3	



Official Basketball Box Score - Final
CSUN at Richmond
11/17/19 Robins Center, Richmond
2019-20 Men's Basketball

Game Time: 4:00 PM
Game Duration: 1:47
Attendance: 4,504

Officials: Terry Wymer, Claudi Pope, Brian Dorsey

CSUN - 62

Record: 0-5

NO.	Name	Min	FG	3P	FT	Rebounds	Fouls	TP	AS	TO	ST	Blocks	BS	BA	+	-
0	Lance Coleman II	F 14:13	0-2	0-1	0-0	0 1 1	1 1 0	0	2	0	0	0	-24			
25	Jared Pearre	F 23:38	2-4	0-0	0-2	0 6 6	3 1 4	0	1	2	0	0	-9			
3	Terrell Gomez	G 38:15	6-17	0-8	3-3	1 2 3	1 2 15	2	3	0	0	0	-31			
10	Darius Brown II	G 25:26	1-5	0-1	4-4	1 0 1	2 2 6	3	3	2	0	0	-5			
32	Brendan Harrick	G 33:08	6-10	5-7	0-0	0 0 0	1 1 17	0	3	0	0	0	-21			
2	Elijah Harkless	25:21	2-7	0-1	2-3	0 2 2	0 5 6	6	3	1	0	1	-5			
15	Ron Artest III	06:55	0-1	0-0	0-0	0 3 3	1 1 0	0	0	0	0	0	-17			
30	Michael Ou	25:14	3-7	0-0	8-9	6 2 8	2 7 14	2	0	0	0	0	-1			
11	Festus Ndumanya	07:50	0-2	0-0	0-0	0 0 0	1 1 0	0	1	0	0	0	2			
Team						4 2 6	0 0 0	0	0							
Totals			20-55	5-18	17-21	12 18 30	12 21 62	9	14	4	1	3	-28			

Technical Fouls: NONE

Dead Ball Rebounds: 1, 0

Richmond - 90

Record: 3-0

NO.	Name	Min	FG	3P	FT	Rebounds	Fouls	TP	AS	TO	ST	Blocks	BS	BA	+	-
4	Nathan Cayo	F 19:51	2-4	0-0	0-0	1 0 1	1 0 4	2	0	1	0	1	26			
33	Grant Golden	F 18:05	4-6	0-0	3-4	1 1 12	1 3 11	3	0	1	0	0	29			
00	Jacob Gilyard	G 26:14	7-9	4-6	0-0	0 3 3	2 0 16	7	1	1	0	0	37			
1	Blake Francis	G 25:38	6-10	3-6	1-2	0 2 2	0 2 16	4	0	2	0	0	37			
5	Nick Sherod	G 22:35	9-14	7-9	0-0	0 2 2	2 0 25	1	1	0	1	0	27			
2	Souleymane Koureissi	14:05	2-3	0-0	1-1	2 1 3	3 3 5	1	1	0	2	0	-5			
3	Tyler Burton	16:08	1-4	0-3	2-2	2 2 4	2 4 4	2	0	0	0	0	-1			
22	Andre Gustavson	17:10	2-5	0-2	0-0	0 1 1	5 0 4	1	3	1	0	0	7			
11	Jake Wojcik	21:47	0-3	0-3	0-0	0 5 5	2 0 0	0	1	3	0	0	1			
15	Matt Grace	11:42	0-2	0-0	0-0	2 0 2	3 0 0	0	1	0	0	0	-4			
21	Tomas Verbinkis	03:58	1-2	1-1	0-0	1 0 1	0 0 3	0	0	0	0	0	-8			
31	Jordan Gatliff	01:45	0-0	0-0	0-0	0 0 0	0 0 0	0	0	0	0	0	-3			
10	Sullivan Kulju	01:02	0-0	0-0	0-0	0 0 0	0 0 0	0	0	0	0	0	-3			
Team						1 0 1	0 0 1	0	1							
Totals			34-62	15-30	7-9	11 26 37	21 12 90	22	11	6	3	1	28			

Technical Fouls: NONE

	CSUN	RICH
Biggest lead	0 (1 st 20:00)	41 (2 nd 4:49)

BOX SCORES



Official Basketball Box Score - Final
Wisconsin at Richmond
11/26/19 Barclays Center, Brooklyn
ROMAN LEGENDS CLASSIC presented by OLD TRAPPER - Semifinal Game 1

Game Time: 12:00 AM
Game Duration: 1:47

Officials: Randy McCall, Earl Walton, Donnie Eppley

Wisconsin - 52

Record: 4-2

NO.	Name	Min	FG M-A	3P M-A	FT M-A	Rebounds OR DR TOT	Fouls PF F	TP	AS	TO	ST	Blocks BS	BA	+/-
2	Aleem Ford	F 27:35	0-5	0-3	3-4	0 4 4	0 4 3	1	1	1	0	0	0	-4
35	Nate Reuvers	F 36:43	6-14	1-4	4-4	2 5 7	3 5 17	1	1	2	1	1	1	-12
0	D'Mitrik Trice	G 35:44	2-10	1-6	0-0	0 0 7	0 1 5	5	1	1	0	1	0	-6
23	Kobe King	G 25:26	3-7	1-4	3-4	2 2 4	2 3 10	0	3	0	1	0	0	-6
34	Brad Davison	G 30:03	2-6	1-4	0-0	1 4 5	3 2 5	0	4	2	0	1	1	-14
1	Brevin Pritzl	26:26	2-5	1-3	0-0	0 5 5	3 0 5	0	2	0	0	0	0	-13
5	Tyler Wahl	15:49	2-2	2-2	1-2	1 1 2	3 1 7	0	0	1	0	0	0	-1
12	Trevor Anderson	02:14	0-1	0-1	0-0	0 0 0	0 0 0	0	0	1	0	0	0	-6
Team						2 0 2	0 0 2	0	2					
Totals			17-50	7-27	11-14	8 28 36	14 16 52	7	15	6	2	3	-10	

Technical Fouls: NONE

Shooting By Period		
1st FG%	10-26	38.5%
3PT%	3-15	20.0%
FT%	6-8	75%
2nd FG%	7-24	29.2%
3PT%	4-12	33.3%
FT%	5-6	83.3%
GM FG%	17-50	34.0%
3PT%	7-27	25.9%
FT%	11-14	78.6%
Dead Ball Rebounds: 1, 0		



Official Basketball Box Score - Final
Auburn at Richmond
11/27/19 Barclays Center, Brooklyn
ROMAN LEGENDS CLASSIC presented by OLD TRAPPER - Championship Game

Game Time: 12:30 AM
Game Duration: 2:03
Attendance: 6,420

Officials: Bo Boroski, Chris Beaver, Edwin Young

Auburn - 79

Record: 7-0

NO.	Name	Min	FG		3P		FT		Rebounds			Fouls		TP	AS	TO	ST	Blocks		+/-
			M	A	M	A	M	A	OR	DR	TOT	P	UL					BS	BA	
3	Danjel Purloy	F 31:43	3-7	1-3	6-7	2	7	9	1	3	13	0	2	1	0	0	0	13		
23	Isaac Okoro	F 22:56	4-6	0-1	1-1	2	4	6	4	2	9	1	2	0	1	0	15			
50	Austin Wiley	C 22:17	6-7	0-0	6-11	4	4	8	3	8	18	0	2	0	2	1	0			
5	J'Von McCormick	G 29:51	2-9	1-3	2-2	1	5	6	1	1	7	6	4	2	0	0	17			
10	Samir Doughty	G 34:16	7-16	2-6	6-8	1	0	1	0	5	22	3	0	1	0	0	13			
22	Allen Flanagan	13:04	1-3	0-0	1-2	3	1	4	3	1	3	0	1	0	0	0	-2			
24	Antemee McLemore	19:42	1-3	0-2	0-0	1	1	2	2	0	2	1	1	3	1	0	17			
1	Jamal Johnson	15:46	2-3	1-2	0-0	1	2	3	2	1	5	1	0	0	0	0	5			
35	Devan Cambridge	06:11	0-5	0-2	0-0	1	1	2	1	0	0	0	1	0	0	0	-1			
2	Jaylin Williams	01:58	0-0	0-0	0-0	0	0	0	0	0	0	0	0	0	0	0	-3			
0	Tyrell Jones	01:08	0-1	0-0	0-0	0	0	0	0	0	0	0	0	0	0	0	-2			
13	Babatunde Akingbola	01:08	0-0	0-0	0-0	0	0	0	0	0	0	0	0	0	0	0	-2			
Team						2		1		3										
Totals			26-60			5-19		22-31		18 26 44		17 21 79		12 13 7		4 2 14				

Technical Fouls: NONE

Shooting By Period		
1st FG%	9-26	34.6%
3PT%	14-22	63.6%
FT%	17-34	50.0%
2nd FG%	17-34	50.0%
3PT%	3-9	33.3%
FT%	8-9	88.9%
GM FG%	26-60	43.3%
3PT%	5-19	26.3%
FT%	22-31	71.0%
Dead Ball Rebounds: 3, 0		

Richmond - 62

Record: 5-0

NO.	Name		Min	FG	3P	FT	Rebounds	Fouls	TP	AS	TO	ST	Blocks	BS	BA			
							OR	DR	PF						+/			
4	Nathan Cayo	F	25:07	5-6	0-0	0-0	2	10	2	3	1	0	1	1	0	17		
33	Grant Golden	F	26:59	7-12	0-0	2-4	2	12	12	4	3	16	1	1	1	0	6	
0	Jacob Gilyard	G	38:05	1-5	1-3	2-2	0	3	3	1	2	5	5	3	1	0	10	10
1	Blake Francis	G	35:17	8-18	3-9	0-0	0	0	0	0	4	19	6	2	1	0	0	14
5	Nick Sherod	G	34:22	3-9	2-4	0-0	0	4	4	2	1	8	0	1	1	0	1	8
2	Souleymane Koureissi		08:30	1-1	0-0	0	1	2	3	4	1	2	0	1	2	0	0	7
22	Andre Gustavson		13:36	1-3	0-0	0	1	1	2	1	1	2	0	1	0	1	0	-3
3	Tyler Burton		08:25	0-2	0-1	0-0	0	4	4	0	0	0	0	1	0	0	0	-2
15	Matt Grace		04:31	0-0	0-0	0-0	0	0	0	1	0	0	0	0	0	0	0	-3
11	Jake Wojcik		05:08	0-0	0-0	0-0	0	1	1	0	1	0	0	0	0	0	0	-4
Team							0	0	0				0					
Totals				26-56	6-17	4-6	4	27	31	16	14	52	12	10	7	3	2	10

Technical Fouls: NONE

Shooting By Period		
1st FG%	14-31	45.2%
3PT%	3-10	30.0%
FT%	0-1	0%
2nd FG%	12-25	48.0%
3PT%	3-7	42.9%
FT%	4-5	80%
GM FG%	26-56	46.4%
3PT%	6-17	35.3%
FT%	4-6	66.7%
Dead Ball Rebounds: 0, 0		

Biggest lead		UW	RICH
		2 (2nd 9:56)	10 (2nd 1:00)
Best Scoring Run		8 (2nd 9:56)	8 (2nd 2:58)
Lead Changes		4	
Times Tied		5	
Time with Lead		04:01	33:00

Points from	UW	RICH	Period by Period Scoring			
Turnovers	5	17		1st	2nd	TOT
Paint	10	28	UW	29	23	52
Second Chance	4	2				
Fast Breaks	4	6	RICH	31	31	62
Bench	12	4				

Richmond - 65

Record: 5-1

No.	Name		Min	FG	3P	FT	Rebounds	Fouls	TP	AS	TO	ST	Blocks	BS	BA
				M-A	M-A	M-A	OR DR TOT	PF FO							
4	Nathan Cayo	F	31:28	2-5	0-0	4-4	0 6 6	2 4	8	0	1	0	1	0	-14
33	Grant Golden	F	22:00	7-12	0-2	0-0	3 3 6	3 3	14	1	3	0	1	0	-21
0	Jacob Gilyard	G	36:10	6-12	0-2	0-0	0 4 4	2 3	12	4	1	3	0	3	-11
1	Blake Francis	G	35:06	3-14	0-6	1-2	1 1 2	2 2	7	1	3	1	0	0	-17
5	Nick Sherod	G	35:02	5-13	2-7	0-0	0 4 4	2 0	12	1	2	0	0	0	-11
2	Souleymane Koureissi		09:29	2-4	0-0	0-0	2 0 2	2 1	4	0	0	0	0	1	0
22	Andre Gustavson		15:13	1-2	0-0	2-3	2 2 5	1 2	4	0	1	0	0	0	7
3	Tyler Burton		09:58	1-2	0-1	0-0	0 0 0	5 2	2	0	0	1	0	0	2
11	Jake Wojcik		03:50	1-1	0-0	0-0	0 1 1	0 0	2	0	0	0	0	0	-3
15	Matt Grace		01:44	0-0	0-0	0-0	0 0 0	2 0	0	0	1	0	0	0	-2
Team						3 1 4									
Totals				28-65	2-18	7-9	12 22 34	21 17	65	7	12	5	2	4	-14

Technical Fouls: Gilyard 2nd 8:10

	AUB	RIC	Points from		AUB	RIC	Period by Period Scoring			
Biggest lead	22 (2 nd 2:29)	6 (1 st 16:33)	Turnovers	10	13		1st	2nd	TOT	
Best Scoring Run	10 (2 nd 3:34)	8 (1 st 4:15)	Paint	42	46	AUB	34	45	79	
Lead Changes			Second Chance	25	17					
Times Tied	2		Fast Breaks	16	9	RIC	35	30	65	
Time with Lead	29:45	09:33	Bench	10	12					

Game Notes: Roman Legends Classic presented by Old Trapper Tournament MVP - Austin Wiley (Auburn) All-Tournament Team: Reuvers (Wisconsin), Gilyard (Richmond), Golden (Richmond), Doughty (Auburn) *



Official Basketball Box Score - Final
Boston College at Richmond
11/30/19 Robins Center, Richmond
2019-20 Men's Basketball

Game Time: 7:30 PM
Game Duration: 1:48
Attendance: 5,531

Officials: Roger Ayers, Brent Hampton, Brian O'Connell

Boston College - 44

Record: 4-4

NO.	Name		Min	FG M-A	3P M-A	FT M-A	Rebounds OR DR TT	Fouls PF FT	TP	AS	TO	ST	BS Blocks	+/-
1	Jaius Hamilton	F	22:33	3-9	2-5	0-0	0 3 3	0 0 8	0	3	2	0	0	-10
21	Nik Popovic	F	31:39	1-7	0-2	0-0	2 4 6	2 0 2	3	1	0	0	1	-15
41	Steffon Mitchell	F	25:48	2-3	0-0	1-5	6 3 9	0 4 5	1	2	0	1	0	-12
5	Jay Heath	G	34:15	5-11	3-7	1-2	0 4 4	0 1 14	0	3	0	0	0	-13
11	Derryck Thornton	G	29:14	3-12	1-7	0-0	1 5 6	1 4 7	3	3	0	0	1	-19
0	CJ Felder		21:31	1-4	0-2	2-2	0 7 7	2 1 4	1	4	1	2	0	-14
2	Julian Rishwain		25:30	1-5	1-2	1 2 3	1 3 4	1 2 0	1	0	1	0	-9	
24	Chris Herren Jr.		04:10	0-3	0-0	0-0	0 0 0	0 0 0	0	1	0	0	0	-7
14	Kamari Williams		04:19	0-1	0-0	0-0	0 1 1	0 0 0	0	1	0	0	0	-2
13	Luka Kraljevic		01:01	0-0	0-0	0-0	0 0 0	0 0 0	0	0	0	0	0	1
Team							0 0 0			0	2			
Totals				16-55	7-28	5-11	10 29 39	6 13 44	11	18	2	3	2	-20

Technical Fouls: NONE

Shooting By Period		
1st FG%	9-30	30.0%
3PT%	5-19	26.3%
FT%	3-5	60%
2nd FG%	7-25	28.0%
3PT%	2-9	22.2%
FT%	2-6	33.3%
GM FG%	16-55	29.1%
3PT%	7-28	25.0%
FT%	5-11	45.5%
Dead Ball Rebounds: 3, 0		

Richmond - 64

Record: 6-1

NO.	Name	Min	FG		3P		FT		Reb		Fouls		TP	AS	TO	ST	Blocks		BS	BA								
			M-A	M	M-A	M	OR	DR	PF	FF	PF	FF																
2	Souleymane Koureissi	F 13:33	1-2	0-0	0-0	0-0	1	1	3	0	2	0	4	0	2	1	0	2	1	0	20							
4	Nathan Cayo	F 25:09	4-6	0-0	1-1	0	4	4	2	1	9	1	1	0	0	0	0	10	0	10								
00	Jacob Gilyard	G 36:05	9-16	4-8	0-0	0	8	8	1	1	22	6	2	5	0	1	0	19	0	19								
1	Blake Francis	G 31:25	6-12	4-7	2-2	0	4	4	2	1	18	2	2	1	0	0	1	13	0	13								
5	Nick Sherod	G 29:30	1-9	0-5	0-0	1	2	3	1	0	2	5	3	1	0	0	0	8	0	8								
15	Matt Grace	08:32	0-2	0-1	0-0	0	2	2	5	0	0	1	0	0	0	0	0	0	0	0								
3	Tyler Burton	22:34	1-5	0-2	0-0	1	2	2	5	0	1	4	4	1	0	0	1	17	0	17								
22	Andre Gustavson	20:56	3-5	1-2	0-0	1	4	5	2	1	7	1	0	0	0	0	0	16	0	16								
11	Jack Wojcik	07:45	0-1	0-0	0-0	0	2	2	1	0	1	0	0	0	0	0	0	-1	0	-1								
10	Sullivan Vulu	01:18	0-0	0-0	0-0	0	0	0	0	0	0	0	0	0	0	0	0	-1	0	-1								
21	Tomas Verbinskis	01:18	0-0	0-0	0-0	0	0	0	0	0	0	0	0	0	0	0	0	-1	0	-1								
31	Jordan Gaitley	01:18	0-0	0-0	0-0	0	1	1	0	0	0	0	0	0	0	0	0	-1	0	-1								
12	Gabe Arizin	00:37	0-0	0-0	0-0	0	0	0	0	0	0	0	0	0	0	0	0	0	0	0								
Team									1		0																	
Totals			25-58		9-24		5-5		4		32		36		13		64		18		11		2		3		20	

BOX SCORES



Official Basketball Box Score - Final
South Alabama at Richmond
12/08/19 Robins Center, Richmond
2019-20 Men's Basketball

Game Time: 7:00 PM
Game Duration: 1:41
Attendance: 5,056

Officials: John Gaffney, Tim Clougherty, Ray Nall

South Alabama - 57

Record: 5-4

NO.	Name	Min	FG	3P	FT	Rebounds	Fouls	TP	AS	TO	ST	Blocks	+/-
			M-A	M-A	M-A	OR DR TOT	PF FO					BS BA	
33	Josh Ajayi	F 24:53	5-11	0-2	1-2	1 5 6	0 1	11	0	1	0	1	-15
42	Trhae Mitchell	F 31:07	2-9	1-4	0-0	0 6 6	0 2	5	4	0	2	0	-18
1	Herb McGee	G 31:30	3-6	3-5	3-5	0 2 2	2 2	12	1	1	2	0	-18
21	Chad Lott	G 34:01	3-9	0-0	4-6	7 2 9	0 3	10	3	2	1	0	-17
22	Andre Fox	G 27:19	5-14	2-6	0-0	0 1 1	2 0	12	1	3	1	0	-10
4	Tyreke Lucure	21:11	1-5	1-3	0-0	0 3 3	4 0	3	0	1	1	0	-8
32	Josh Aveni	15:07	0-2	0-2	2-2	1 2 3	1 1	2	0	3	0	1	-3
00	KK Curry	14:52	1-3	0-0	0-0	2 1 3	0 0	2	1	1	1	0	0
Team						0 1 1	0	1					
Totals			20-59	7-22	10-15	11 23 34	9 9	57	10	13	8	2 3	-18

Technical Fouls: NONE

Shooting By Period		
1st FG%	9-32	28.1%
3PT%	4-13	30.8%
FT%	2-4	50%
2nd FG%	11-27	40.7%
3PT%	3-9	33.3%
FT%	8-11	72.7%
GM FG%	20-59	33.9%
3PT%	7-22	31.8%
FT%	10-15	66.7%

Dead Ball Rebounds: 2, 0



Official Basketball Box Score - Final
Charleston at Richmond
12/14/19 Robins Center, Richmond
2019-20 Men's Basketball

Game Time: 10:00 PM
Game Duration: 1:55
Attendance: 5,804

Officials: Mike Eades, Tommy Morrissey, Ron Groover

Charleston - 71

Record: 5-5

NO.	Name	Min	FG	3P	FT	Rebounds	Fouls	TP	AS	TO	ST	Blocks	+/-
			M-A	M-A	M-A	OR DR TOT	PF FO					BS BA	
24	Jaylen McManus	F 32:47	2-5	0-2	0-0	2 5 7	2 0	4	1	2	0	0	-4
33	Osinachi Smart	C 12:07	1-2	0-0	0-0	2 0 2	1 0	2	0	0	0	0	7
1	Grant Riller	G 32:59	7-15	0-3	7-8	0 3 3	1 4	21	3	3	1	0	-2
2	Brevin Galloway	G 30:55	10-17	2-8	0-0	2 3 5	2 0	22	1	1	5	1	0
10	Zep Jasper	G 29:15	1-6	1-5	0-0	0 0 0	2 1	3	0	1	1	0	-9
20	Sam Miller	27:53	5-8	3-6	3-4	1 5 6	0 3	16	1	1	0	0	-14
3	DeAngelo Epps	07:13	0-0	0-0	0-0	0 1 1	0 0	0	0	0	1	0	-3
00	Jaylen Richard	05:17	0-1	0-1	0-0	0 1 1	0 0	0	0	1	0	0	0
13	Quan McClurey	12:38	1-7	0-1	0-0	2 1 3	2 0	2	0	1	0	0	0
23	Trevon Reddish	03:24	0-0	0-0	1-2	0 2 2	0 1	1	0	1	0	0	-1
5	Brenden Tucker	05:32	0-0	0-0	0-0	0 0 0	0 0	0	0	0	0	0	0
Team						1 0 1	0	0					
Totals			27-61	6-26	11-14	10 21 31	11 9	71	6	11	8	1 3	-7

Technical Fouls: NONE

Shooting By Period		
1st FG%	12-27	44.4%
3PT%	3-13	23.1%
FT%	4-6	66.7%
2nd FG%	15-34	44.1%
3PT%	3-13	23.1%
FT%	7-8	87.5%
GM FG%	27-61	44.3%
3PT%	6-26	23.1%
FT%	11-14	78.6%

Dead Ball Rebounds: 1, 0

Richmond - 75

Record: 8-1

NO.	Name	Min	FG	3P	FT	Rebounds	Fouls	TP	AS	TO	ST	Blocks	+/-
			M-A	M-A	M-A	OR DR TOT	PF FO					BS BA	
4	Nathan Cayo	F 19:20	4-7	0-0	0-0	1 0 1	1 1	8	0	5	1	0	2
33	Grant Golden	F 25:50	4-8	0-0	0-0	1 6 7	0 2	8	6	2	0	0	27
00	Jacob Gilyard	G 36:51	6-8	3-5	0-0	1 7 8	0 0	15	7	0	6	1	0
1	Blake Francis	G 32:23	4-10	3-6	4-4	0 1 1	1 3	15	4	2	0	0	11
5	Nick Sherod	G 33:15	6-10	5-8	0-0	0 9 9	1 0	17	1	1	1	0	20
15	Matt Grace	11:40	1-2	0-1	0-0	0 2 2	1 0	2	1	1	1	0	-8
2	Souleymane Koureissi	06:31	0-1	0-1	0-0	0 1 1	1 0	0	0	1	0	0	-4
22	Andre Gustavson	23:20	5-10	0-3	0-0	1 3 4	2 3	10	3	0	0	2	13
11	Jake Wojcik	08:18	0-1	0-1	0-0	0 2 2	2 0	0	0	0	0	0	6
10	Sullivan Kulju	01:16	0-1	0-0	0-0	1 0 1	0 0	0	0	0	0	0	-3
31	Jordan Gaitley	01:16	0-0	0-0	0-0	0 0 0	0 0	0	0	0	0	0	-3
Team						0 0 0	0	0					
Totals			30-58	11-25	4-4	5 31 36	9 9	75	22	12	9	3 2	18

Technical Fouls: NONE

Shooting By Period		
1st FG%	11-20	55.0%
3PT%	3-11	27.3%
FT%	4-4	100%
2nd FG%	19-30	63.3%
3PT%	8-14	57.1%
FT%	0-0	0%
GM FG%	30-58	51.7%
3PT%	11-25	44.0%
FT%	4-4	100.0%

Dead Ball Rebounds: 0, 0

	USA	RICH
Biggest lead	5 (1st 16:22)	26 (2nd 4:30)
Best Scoring Run	8 (1st 3:51)	9 (2nd 19:48)
Lead Changes	7	
Times Tied	2	
Time with Lead	07:58	29:49

Points from Turnovers	USA	RICH
Paint	24	32
Second Chance	10	8
Fast Breaks	1	8
Bench	7	12
Period by Period Scoring		
1st	24	33
2nd	51	57
3rd	29	46
4th	75	75

Richmond - 78

Record: 9-1

NO.	Name	Min	FG	3P	FT	Rebounds	Fouls	TP	AS	TO	ST	Blocks	+/-
			M-A	M-A	M-A	OR DR TOT	PF FO					BS BA	
4	Nathan Cayo	F 26:59	5-6	0-0	1-2	0 5 5	2 2	11	0	3	0	1	0
33	Grant Golden	F 25:57	8-11	1-1	0-1	0 7 7	0 2	17	3	1	1	1	0
00	Jacob Gilyard	G 38:41	2-6	1-5	2-2	1 5 6	2 1	7	8	4	3	0	5
1	Blake Francis	G 32:24	6-14	4-9	4-4	1 2 3	2 3	20	3	1	1	0	0
5	Nick Sherod	F 27:33	4-9	1-6	0-0	2 5 7	1 1	9	2	1	0	0	0
2	Souleymane Koureissi	09:17	2-2	0-0	0-0	1 0 1	1 0	4	1	0	0	0	12
3	Tyler Burton	11:05	0-3	0-0	0-0	1 1 2	0 0	0	0	0	0	0	13
22	Andre Gustavson	22:30	4-8	2-4	0-0	0 1 1	0 1	10	0	0	2	1	1
11	Jake Wojcik	03:02	0-0	0-0	0-0	0 0 0	0 0	0	2	0	0	0	1
15	Matt Grace	02:32	0-0	0-0	0-0	1 0 1	1 1	0	0	0	0	0	1
Team						1 0 1	0	0					
Totals			31-59	9-25	7-9	8 26 34	9 11	78	19	10	7	3 1	7

Technical Fouls: NONE

Shooting By Period		
1st FG%	17-32	53.1%
3PT%	5-13	38.5%
FT%	0-0	0%
2nd FG%	14-27	51.9%
3PT%	4-12	33.3%
FT%	7-9	77.8%
GM FG%	31-59	52.5%
3PT%	9-25	36.0%
FT%	7-9	77.8%

Dead Ball Rebounds: 1, 0

	COC	RICH
Biggest lead	8 (1st 15:49)	10 (1st 1:25)
Best Scoring Run	8 (2nd 18:55)	8 (1st 1:25)
Lead Changes	3	
Times Tied	1	
Time with Lead	10:19	28:28
Points from Turnovers	COC	RICH
Paint	42	38
Second Chance	14	14
Fast Breaks	11	13
Bench	19	14
Period by Period Scoring		
1st	31	40
2nd	40	71
3rd	39	39
4th	78	78

Official Basketball Box Score -- Game Totals -- Final Statistics RICHMOND vs Old Dominion 12/18/19 7:05 PM at NORFOLK, Va.

RICHMOND 62 • 10-1

		Total	3-Ptr	Rebounds			Off	Def	Tot	PF	TP	A	TO	Bk	Stl	Min
##	Player	FG-FGA	FG-FGA	FT-FTA	FT-FTA											
04	Cayo, Nathan	f 2-6	0-0	4-4	0 2 2	3	8	0	1	1	0	0	1	1	0	29
33	Golden, Grant	f 7-10	1-2	4-7	1 6 7	1	19	4	3	1	1	28				
00	Gilyard, Jacob	g 2-8	0-3	2-2	0 3 3	1	6	4	0	1	4	40				
01	Francis, Blake	g 7-17	3-7	1-2	1 3 4	3	18	3	4	0	2	33				
05	Sherod, Nick	g 3-7	1-5	0-0	0 5 5	0	7	2	2	0	1	29				
02	Koureissi, Souleymane	g 0-0	0-0	0-0	0 1 1	3	0	0	0	0	0	3				
03	Burton, Tyler	0-2	0-1	0-0	1 3 4	1	0	0	1	0	0	9				
11	Wojcik, Jake	0-0	0-0	0-0	0 0 0	0	0	0	0	0	0	2				
15	Grace, Matt	0-0	0-0	0-0	1 0 1	2	0	0	0	0	0	5				
22	Gustavson, Andre	0-1	0-1	4-4	0 1 1	3	4	1	1	0	0	22				
Team																
Totals		21-51	5-19	15-19	5 26 31	17	62	14	12	3	8	200				

FG % 1st Half: 10-26 38.5%	2nd half: 11-25 44.0%	Game: 21-51 41.2%	Deadball Rebounds 1
3FG % 1st Half: 1-9 11.1%	2nd half: 4-10 40.0%	Game: 5-19 26.3%	
FT % 1st Half: 10-13 76.9%	2nd half: 5-6 83.3%	Game: 15-19 78.9%	

Old Dominion 59 • 3-9

		Total	3-Ptr	Rebounds													
##	Player	FG-FGA	FG-FGA	FT-FTA	Off	Def	Tot	PF	TP	A	TO	Bk	Stl	Min			
13	Aaron Carver	f	0-1	0-0	0	4	4	3	0	0	1	0	1	16			
01	Jason Wade	g	3-5	0-1	3-4	2	4	6	2	9	1	2	1	27			
03	Malik Curry	g	4-12	1-5	1-2	0	2	2	1	10	4	1	0	1	28		
10	Xavier Green	g	5-11	1-4	3-3	1	4	5	2	14	1	3	0	1	33		
11	A.J. Oliver II	g	2-10	2-6	2-3	0	1	1	2	8	2	1	1	1	34		
00	Marquis Godwin		1-5	1-4	0-0	0	1	1	1	3	0	2	0	0	20		
12	Jaylin Hunter		0-0	0-0	0-0	0	0	0	0	0	0	0	0	0	1		
15	Joe Reece		1-2	0-1	0-0	0	1	1	0	2	0	2	0	0	5		
22	Kalu Ezike		5-6	0-1	1-2	1	5	6	2	11	1	0	0	1	0		
23	Dajour Dickens		0-0	0-0	2-2	0	5	5	1	2	0	2	0	1	21		
Team					2	1	3										
Totals			21-52	5-22	12-16	6	28	34	14	59	9	14	3	7	200		

BOX SCORES



Official Basketball Box Score - Final
Richmond at Alabama
12/29/19 Coleman Coliseum, Tuscaloosa
Alabama vs Richmond

Game Time: 11:30 PM
Game Duration: 2:06
Attendance: 5,960

Officials: Doug Showers, Ron Groover, Ted Valentine

Richmond - 78

Record: 10-3

NO.	Name	Min	FG	3P	FT	Rebounds	Fouls	TP	AS	TO	ST	Blocks	+/-
			M-A	M-A	M-A	OR DR TOT	PF FD					BS BA	
4	Nathan Cayo	F 16:17	1-4	0-0	1-2	1 4 5	4 2 3	0	1	1	0	1	-14
33	Grant Golden	F 28:59	7-17	0-1	0-1	3 8 11	1 2 14	3	3	0	1	2	-5
00	Jacob Gilyard	G 38:45	5-10	1-3	10-11	1 1 2	1 8 21	4	1	3	0	0	-7
1	Blake Francis	G 36:39	5-19	0-8	4-4	2 0 2	1 3 14	1	2	1	0	3	-7
5	Nick Sherod	G 27:11	2-8	1-5	0-0	0 3 3	1 0 5	2	1	1	0	0	-1
2	Souleymane Koureissi	08:41	1-1	0-0	0-0	0 0 0	3 1 1	2	0	1	0	0	-3
22	Andre Gustavson	07:21	0-1	0-1	0-0	0 0 0	1 1 0	0	0	1	0	0	-17
11	Jake Wojcik	19:24	5-5	4-4	3-4	1 4 5	2 2 17	0	1	2	0	0	-7
3	Tyler Burton	14:23	1-4	0-2	0-0	3 3 5	2 0 2	1	0	0	1	0	5
15	Matt Grace	02:20	0-0	0-0	0-0	0 0 0	0 0 0	0	0	0	0	0	-4
Team						3 0 3				0	0		
Totals			27-69	6-24	18-22	13 23 36	18 19 78	11	10	9	2	6	-12

Technical Fouls: NONE

Shooting By Period		
1st FG%	15-34	44.1%
3PT%	2-9	22.2%
FT%	7-9	77.8%
2nd FG%	12-35	34.3%
3PT%	4-15	26.7%
FT%	11-13	84.6%
GM FG%	27-69	39.1%
3PT%	6-24	25.0%
FT%	18-22	81.8%
Dead Ball Rebounds: 1, 0		



Official Basketball Box Score - Final
Saint Joseph's at Richmond
01/03/20 Robins Center, Richmond
2019-20 Men's Basketball

Game Time: 12:00 AM
Game Duration: 1:54
Attendance: 5,016

Officials: Ted Valentine, Bert Smith, Bill Covington Jr.

Saint Joseph's - 52

Record: 3-10 (0-1)

NO.	Name	Min	FG	3P	FT	Rebounds	Fouls	TP	AS	TO	ST	Blocks	+/-
			M-A	M-A	M-A	OR DR TOT	PF FD					BS BA	
2	Myles Douglas	F 29:46	4-9	1-3	0-0	0 2 2	1 1 9	0	2	0	0	2	-23
12	Anthony Longpre	F 22:23	2-5	2-5	0-2	0 6 6	1 2 6	2	4	0	0	2	-21
1	Ryan Daly	G 31:29	3-8	0-2	2-4	1 3 4	2 4 8	3	6	1	1	0	-16
3	Cameron Brown	G 24:40	5-10	1-6	0-0	3 4 7	1 1 11	2	2	1	0	0	-16
10	Rahmir Moore	G 25:40	3-8	1-3	0-0	0 2 2	1 0 7	0	3	1	0	0	-26
00	Chereef Knox	20:29	2-6	1-4	0-0	1 0 1	4 0 5	1	2	1	1	0	-17
21	Lorenzo Edwards	17:37	1-9	0-4	0-0	3 6 9	5 1 1	2	1	1	0	0	-11
11	Toliver Freeman	14:08	1-3	0-2	0-0	0 3 3	0 0 2	0	0	0	0	0	2
5	Greg Smith	07:02	1-2	0-1	0-0	0 0 0	0 0 0	2	0	0	0	0	0
25	Dennis Ashley	06:46	0-0	0-0	0-0	0 2 2	3 0 0	0	0	1	0	0	-12
Team						2 0 2				0	0		
Totals			22-60	6-30	2-6	10 28 38	18 9 52	9	21	4	4	3	-32

Technical Fouls: NONE

Shooting By Period		
1st FG%	10-27	37.0%
3PT%	3-14	21.4%
FT%	0-2	0%
2nd FG%	12-33	36.4%
3PT%	3-16	18.8%
FT%	2-4	50%
GM FG%	22-60	36.7%
3PT%	6-30	20.0%
FT%	2-6	33.3%
Dead Ball Rebounds: 2, 0		

Alabama - 90

Record: 7-5

NO.	Name	Min	FG	3P	FT	Rebounds	Fouls	TP	AS	TO	ST	Blocks	+/-
			M-A	M-A	M-A	OR DR TOT	PF FD					BS BA	
0	Javian Davis	F 12:12	1-1	0-0	0-0	1 1 2	3 0 2	1	1	0	0	0	2
3	Alex Reese	F 17:58	2-7	1-4	3-4	3 5 8	1 2 8	3	1	1	1	0	5
1	Herbert Jones	G 23:16	5-9	0-1	1-2	4 6 10	4 3 11	0	3	2	1	0	2
2	Kira Lewis Jr.	G 36:00	7-13	1-3	2-3	1 3 4	3 3 17	4	1	1	1	2	11
23	John Petty Jr.	G 34:26	6-10	3-4	2-2	2 4 6	1 2 17	4	7	0	2	0	6
5	Jaden Shackelford	30:33	8-18	6-13	6-7	2 6 8	1 4 28	0	0	0	0	0	18
30	Galin Smith	16:15	0-0	0-0	0-1	2 3 5	3 2 0	0	0	0	1	0	4
11	James Bolden	23:56	2-7	1-4	0-0	0 2 2	3 1 5	2	2	0	0	0	16
12	Jaylen Forbes	05:24	0-1	0-1	2-2	0 1 1	0 1 2	0	0	0	0	0	-4
Team						2 1 3				0	0		
Totals			31-66	12-30	16-21	17 32 49	20 18 90	14	15	4	6	2	12

Technical Fouls: Coach 1st 2nd 3rd 4th

Shooting By Period		
1st FG%	16-37	43.2%
3PT%	5-19	26.3%
FT%	6-8	75%
2nd FG%	15-29	51.7%
3PT%	7-11	63.6%
FT%	10-13	76.9%
GM FG%	31-66	47.0%
3PT%	12-30	40.0%
FT%	16-21	76.2%
Dead Ball Rebounds: 0, 0		

UR		UA	
Biggest lead	5 (1 st 17:50)	16 (2 nd 10:31)	
Best Scoring Run	8 (1 st 1:40)	11 (1 st 13:53)	
Lead Changes	4		
Times Tied	0		
Time with Lead	03:41	36:04	

Points from	UR	UA
Turnovers	13	12
Paint	34	38
Second Chance	9	17
Fast Breaks	2	10
Bench	21	35

Period by Period Scoring			
	1st	2nd	TOT
UR	39	39	78
UA	43	47	90

Richmond - 84

Record: 11-3 (1-0)

NO.	Name	Min	FG	3P	FT	Rebounds	Fouls	TP	AS	TO	ST	Blocks	+/-
			M-A	M-A	M-A	OR DR TOT	PF FD					BS BA	
4	Nathan Cayo	F 18:59	2-6	0-0	0-0	0 1 1	3 0 4	1	0	1	2	1	15
33	Grant Golden	F 19:33	3-6	0-0	2-2	1 6 7	1 3 8	4	1	0	1	0	10
00	Jacob Gilyard	G 29:45	6-13	1-6	0-0	1 3 4	1 2 13	3	1	2	0	0	22
1	Blake Francis	G 30:37	8-16	2-6	5-5	0 3 3	2 4 23	0	1	2	0	1	24
5	Nick Sherod	G 19:55	4-8	1-4	0-0	0 5 5	1 1 9	2	0	0	0	0	17
15	Matt Grace	12:52	1-1	0-0	2-2	1 3 4	0 3 4	3	2	0	0	0	17
11	Jake Wojcik	17:39	4-5	3-4	3-3	0 0 0	1 2 14	3	1	2	0	0	29
3	Tyler Burton	09:51	1-2	0-1	2-2	0 2 2	0 1 4	0	1	0	0	0	6
22	Andre Gustavson	25:55	0-2	0-1	0-0	2 3 5	0 1 0	0	1	2	0	0	10
2	Souleymane Koureissi	08:19	1-3	1-2	0-0	0 2 2	0 0 3	0	0	0	0	1	11
31	Jordan Gaitley	03:01	1-1	0-0	0-0	0 0 0	0 1 2	0	0	0	0	0	-1
10	Sullivan Kulju	02:06	0-1	0-1	0-0	0 0 0	0 0 0	0	0	0	0	0	0
12	Gabe Arizin	01:28	0-1	0-0	0-0	1 0 1	0 0 0	0	0	0	0	0	1
Team						0 0 0				0	0		
Totals			31-65	8-25	14-14	6 28 34	9 18 84	16	8	9	3	4	32

Technical Fouls: NONE

SJU		RICH	
Biggest lead	1 (1 st 8:38)	35 (2 nd 1:03)	
Best Scoring Run	7 (2 nd 10:48)	12 (1 st 3:31)	
Lead Changes	2		
Times Tied	0		
Time with Lead	01:21	37:38	

Points from	SJU	RICH
Turnovers	5	27
Paint	28	44
Second Chance	15	5
Fast Breaks	5	9
Bench	11	27

Period by Period Scoring			
	1st	2nd	TOT
SJU	23	29	52
RICH	44	40	84



Official Basketball Box Score - Final
Richmond at Rhode Island
01/05/20 Thomas M. Ryan Center, South Kingstown
2019-20 Men's Basketball

Game Time: 5:04 PM
Game Duration: 1:46
Attendance: 5,305

Officials: Roger Ayers, Jeffrey Clark, Nathan Farrell

Richmond - 69

Record: 12-3 (2-0)

NO.	Name	Min	FG	3P	FT	Rebounds	Fouls	TP	AS	TO	ST	Blocks	+/-
			M-A	M-A	M-A	OR DR TOT	PF FD					BS BA	
4	Nathan Cayo	F 28:49	7-14	0-0	5-7	3 8 11	1 5 19	1	0	1	2	2	2
33	Grant Golden	F 27:07	5-16	0-1	0-1	2 7 9	1 1 10	5	2	0	1	0	9
0	Jacob Gilyard	G 29:32	3-9	0-3	0-0	1 4 5	2 2 6	4	0	2	0	1	-8
1	Blake Francis	G 36:36	5-12	3-7	0-0	0 3 3	1 3 13	0	4	1	0	1	10
5	Nick Sherod	G 29:31	5-10	3-4	0-0	2 6 8	3 0 13	2	0	1	0	2	2
15	Matt Grace	11:05	0-1	0-1	0-0	0 3 3	2 1 0	1	0	0	0	0	2
22	Andre Gustavson	11:34	0-0	0-0	0-0	0 0 0	0 0 0	0	0	3	0	0	5
3	Tyler Burton	10:21	2-2	2-2	0-0	2 2 2	2 0 6	0	0	0	0	0	8
11	Jake Wojcik	13:37	1-2	0-1	0-0	0 0 0	1 0 2	0	1	0	0	0	13
2	Souleymane Koureissi	01:48	0-0	0-0	0-0	0 0 0	1 0 0	0	0	0	0	0	-3
Team						0 0 0				0	1		
Totals			28-66	8-19	5-8	8 33 41	14 12 69	13	9	7	2	6	8

Technical Fouls: NONE

Shooting By Period		
1st FG%	11-29	37.9%
3PT%	4-9	44.4%
FT%	4-7	57.1%
2nd FG%	17-37	45.9%
3PT%	4-10	40.0%
FT%	1-1	100%
GM FG%	28-66	42.4%
3PT%	8-19	42.1%
FT%	5-8	62.5%

SPIDERS RANKS

TEAM RANKS

Statistic	National Conference		Value
	Rank	Rank	
3-pt Field Goal Attempts (350 ranked)	124	2	385
Assist Turnover Ratio (350 ranked)	10	2	1.44
Assists Per Game (350 ranked)	38	2	15.8
Blocked Shots Per Game (350 ranked)	258	13	2.6
Defensive Rebounds per Game (350 ranked)	159	4	26.19
Fewest Fouls (350 ranked)	57	3	247
Fewest Turnovers (350 ranked)	20	2	176
Field-Goal Percentage (350 ranked)	68	2	46.1
Field-Goal Percentage Defense (350 ranked)	137	9	41.5
Free Throw Attempts (350 ranked)	342	14	204
Free Throws Made (350 ranked)	316	12	164
Free-Throw Percentage (350 ranked)	3	1	80.4
Offensive Rebounds Per Game (350 ranked)	324	13	7.69
Personal Fouls Per Game (350 ranked)	56	2	15.4
Rebound Margin (350 ranked)	308	13	-3.6
Scoring Defense (350 ranked)	152	9	67.8
Scoring Margin (350 ranked)	96	5	7.4
Scoring Offense (350 ranked)	98	2	75.2
Steals Per Game (350 ranked)	70	4	7.9
Three Pt FG Defense (350 ranked)	69	5	30.3
Three-Point Field Goals Per Game (350 ranked)	51	2	8.9
Three-Point Field-Goal Percentage (350 ranked)	41	2	37.1
Total 3-point FGM (350 ranked)	68	2	143
Total Assists (349 ranked)	53	2	253
Total Blocks (350 ranked)	256	13	41
Total Rebounds (350 ranked)	272	10	542
Total Rebounds Per Game (350 ranked)	282	11	33.88
Total Steals (350 ranked)	83	4	126
Turnover Margin (348 ranked)	43	2	2.9
Turnovers Forced (350 ranked)	182	10	13.88
Turnovers Per Game (350 ranked)	12	1	11.0
Won-Lost Percentage (350 ranked)	42	4	75.0

INDIVIDUAL RANKS

Statistic	Player	National Conference		Value
		Rank	Rank	
3-pt Field Goal Attempts (246 ranked)	Blake Francis	59	2	119
	Nick Sherod	131	6	103
Assist Turnover Ratio (249 ranked)	Jacob Gilyard	11	1	3.00
	Grant Golden	183	10	1.65
Assists Per Game (248 ranked)	Jacob Gilyard	39	4	5.4
Blocked Shots Per Game (231 ranked)				
Defensive Rebounds per Game (250 ranked)	Grant Golden	43	4	6.64
Double Doubles (173 ranked)	Grant Golden	173	9	3
Field-Goal Percentage (250 ranked)	Grant Golden	125	6	48.6
Free Throw Attempts (244 ranked)				
Free Throws Made (236 ranked)				
Free-Throw Percentage (247 ranked)	Blake Francis	64	4	85.1
Minutes Per Game (250 ranked)	Jacob Gilyard	34	3	36:08
	Blake Francis	236	15	32:39
Offensive Rebounds Per Game (248 ranked)				
Points Per Game (249 ranked)	Blake Francis	83	4	17.6
Rebounds Per Game (246 ranked)	Grant Golden	132	11	7.9
Steals Per Game (246 ranked)	Jacob Gilyard	3	2	3.31
Three-Point Field Goals Per Game (250 ranked)	Blake Francis	59	3	2.75
	Nick Sherod	69	5	2.69
Three-Point Field-Goal Percentage (103 ranked)	Nick Sherod	30	1	41.7
	Blake Francis	71	5	37.0
Total 3-point FGM (234 ranked)	Blake Francis	59	3	44
	Nick Sherod	71	5	43
Total Assists (247 ranked)	Jacob Gilyard	41	3	87
Total Blocks (232 ranked)				
Total Field Goal Attempts (245 ranked)	Blake Francis	54	2	235
Total Field Goals Made (248 ranked)	Blake Francis	98	4	99
Total Minutes (250 ranked)	Jacob Gilyard	91	4	578:10
Total Points (248 ranked)	Blake Francis	92	4	282
Total Rebounds (247 ranked)	Grant Golden	225	11	111
Total Steals (241 ranked)	Jacob Gilyard	1	1	53
Triple Doubles (1 ranked)				



SPIDERS SEASON STATS (A-10 GAMES)

Game Records

Record	Overall	Home	Away	Neutral
ALL GAMES	2-1	1-1	1-0	0-0
CONFERENCE	2-1	1-1	1-0	0-0
NON-CONFERENCE	0-0	0-0	0-0	0-0

Score by Periods

Team	1st	2nd	OT	TOT
Richmond	105	106	0	211
Opponents	73	114	0	187

Team Box Score

No.	Player				Total		3-Point		F-Throw		Rebounds														
		GP-GS	MIN	AVG	FG-FGA	FG%	3FG-FGA	3FG%	FT-FTA	FT%	OFF	DEF	TOT	AVG	PF	DQ	A	TO	BLK	STL	PTS	AVG			
1	FRANCIS, Blake	3-3	98:05	32.7	19-41	.463	7-21	.333	5-5	1.000	0	7	7	2.3	4	0	0	10	0	4	50	16.7			
5	SHEROD, Nick	3-3	79:22	26.5	15-30	.500	6-13	.462	3-3	1.000	4	14	18	6.0	4	0	5	1	0	2	39	13.0			
33	GOLDEN, Grant	3-3	73:00	24.3	11-33	.333	0-2	.000	6-8	.750	3	18	21	7.0	3	0	12	5	2	1	28	9.3			
4	CAYO, Nathan	3-3	69:24	23.1	11-26	.423	0-0	.000	5-7	.714	3	15	18	6.0	5	0	2	2	3	2	27	9.0			
00	GILYARD, Jacob	3-3	97:38	32.5	10-29	.345	1-14	.071	0-0	.000	2	8	10	3.3	7	0	8	6	0	7	21	7.0			
11	WOJCIK, Jake	3-0	39:15	13.1	5-9	.556	3-7	.429	3-3	1.000	0	1	1	0.3	3	0	3	2	0	2	16	5.3			
3	BURTON, Tyler	3-0	34:00	11.3	4-5	.800	2-3	.667	3-3	1.000	1	8	9	3.0	6	0	0	1	1	0	13	4.3			
22	GUSTAVSON, Andre	3-0	57:21	19.1	4-7	.571	0-1	.000	0-0	.000	2	6	8	2.7	3	0	0	1	0	5	8	2.7			
31	GAITLEY, Jordan	1-0	03:01	3.0	1-1	1.000	0-0	.000	0-0	.000	0	0	0	0.0	0	0	0	0	0	0	2	2.0			
15	GRACE, Matt	3-0	30:18	10.1	1-3	.333	0-1	.000	2-2	1.000	2	6	8	2.7	3	0	4	3	0	0	4	1.3			
2	KOUREISSI, Souleymane	3-0	15:02	5.0	1-3	.333	1-2	.500	0-0	.000	0	2	2	0.7	3	0	1	0	0	0	3	1.0			
12	ARIZIN, Gabe	1-0	01:28	1.5	0-1	.000	0-0	.000	0-0	.000	1	0	1	1.0	0	0	0	0	0	0	0	0.0			
10	KULJU, Sullivan	1-0	02:06	2.1	0-1	.000	0-1	.000	0-0	.000	0	0	0	0.0	0	0	0	0	0	0	0	0.0			
Team											1		1					1							
Total		3	600		82-189	.434	20-65	.308	27-31	.871	19	85	104	34.7	41	0	35	32	6	23	211	70.3			
Opponents		3	600		73-181	.403	12-58	.207	29-46	.630	30	92	122	40.7	44	1	27	42	14	16	187	62.3			

Team Statistics

	UR	OPP
Scoring	211	187
Points per game	70.3	62.3
Scoring margin	+8.0	-
Field goals-att	82-189	73-181
Field goal pct	.434	.403
3 point fg-att	20-65	12-58
3-point FG pct	.308	.207
3-pt FG made per game	6.7	4.0
Free throws-att	27-31	29-46
Free throw pct	.871	.630
F-Throws made per game	9.0	9.7
Rebounds	104	122
Rebounds per game	34.7	40.7
Rebounding margin	-6.0	-
Assists	35	27
Assists per game	11.7	9.0
Turnovers	32	42
Turnovers per game	10.7	14.0
Turnover margin	+3.3	-
Assist/turnover ratio	1.1	0.6
Steals	23	16
Steals per game	7.7	5.3
Blocks	6	14
Blocks per game	2.0	4.7
Winning streak	0	-
Home win streak	0	-
Attendance	12020	5325
Home games-Avg/Game	2-6010	1-5325
Neutral site-Avg/Game	-	0-0

Team Results

Date	Opponent		Score	Att.
01/02/2020	Saint Joseph's	W	84-52	5016
01/05/2020	at Rhode Island	W	69-61	5325
01/11/2020	Saint Louis	L	58-74	7004



SPIDERS SEASON STATS (ALL GAMES)

Game Records

Record	Overall	Home	Away	Neutral
ALL GAMES	12-4	8-1	3-1	1-2
CONFERENCE	2-1	1-1	1-0	0-0
NON-CONFERENCE	10-3	7-0	2-1	1-2

Score by Periods

Team	1st	2nd	OT	TOT
Richmond	567	613	23	1203
Opponents	466	598	20	1084

Team Box Score

No.	Player				Total		3-Point		F-Throw		Rebounds													
		GP-GS	MIN	AVG	FG-FGA	FG%	3FG-FGA	3FG%	FT-FTA	FT%	OFF	DEF	TOT	AVG	PF	DQ	A	TO	BLK	STL	PTS	AVG		
1	FRANCIS, Blake	16-16	522:38	32.7	99-235	.421	44-119	.370	40-47	.851	8	28	36	2.3	27	0	36	36	0	19	282	17.6		
00	GILYARD, Jacob	16-16	578:10	36.1	77-155	.497	31-80	.388	35-41	.854	7	53	60	3.8	27	0	87	29	2	53	220	13.8		
5	SHEROD, Nick	16-16	487:53	30.5	76-169	.450	43-103	.417	11-13	.846	10	74	84	5.3	22	0	31	17	2	11	206	12.9		
33	GOLDEN, Grant	14-14	358:41	25.6	72-148	.486	2-9	.222	21-33	.636	18	93	111	7.9	17	0	43	26	11	6	167	11.9		
4	CAYO, Nathan	15-15	367:55	24.5	48-91	.527	0-0	.000	28-34	.824	13	53	66	4.4	35	0	11	16	10	10	124	8.3		
22	GUSTAVSON, Andre	16-0	295:02	18.4	25-60	.417	3-21	.143	9-13	.692	12	27	39	2.4	28	1	11	10	4	12	62	3.9		
3	BURTON, Tyler	15-1	208:31	13.9	17-44	.386	4-17	.235	8-8	1.000	13	33	46	3.1	28	1	8	13	7	6	46	3.1		
21	VERBINSKIS, Tomas	3-0	08:25	2.8	3-4	.750	3-3	1.000	0-0	.000	1	1	2	0.7	0	0	0	0	0	0	9	3.0		
11	WOJCIK, Jake	16-0	162:05	10.1	13-29	.448	9-23	.391	7-9	.778	4	22	26	1.6	14	0	10	6	0	5	42	2.6		
2	KOUREISSI, Souleymane	16-2	137:40	8.6	13-21	.619	2-4	.500	2-2	1.000	13	11	24	1.5	31	0	5	11	5	2	30	1.9		
15	GRACE, Matt	15-0	106:50	7.1	4-12	.333	2-5	.400	3-4	.750	8	15	23	1.5	18	0	10	8	0	2	13	0.9		
31	GAITLEY, Jordan	5-0	07:51	1.6	1-1	1.000	0-0	.000	0-0	.000	0	1	1	0.2	0	0	0	0	0	0	2	0.4		
10	KULJU, Sullivan	5-0	06:13	1.2	0-2	.000	0-1	.000	0-0	.000	1	0	1	0.2	0	0	1	0	0	0	0	0.0		
12	ARIZIN, Gabe	2-0	02:05	1.0	0-1	.000	0-0	.000	0-0	.000	1	0	1	0.5	0	0	0	0	0	0	0	0.0		
Team											14	8	22					3						
Total		16			448-972	.461	143-385	.371	164-204	.804	123	419	542	33.9	247	2	253	176	41	126	1203	75.2		
Opponents		16			388-936	.415	112-370	.303	196-282	.695	175	425	600	37.5	224	-	169	222	50	95	1084	67.8		

Team Statistics

	UR	OPP
Scoring	1203	1084
Points per game	75.2	67.8
Scoring margin	+7.4	-
Field goals-att	448-972	388-936
Field goal pct	.461	.415
3 point fg-att	143-385	112-370
3-point FG pct	.371	.303
3-pt FG made per game	8.9	7.0
Free throws-att	164-204	196-282
Free throw pct	.804	.695
F-Throws made per game	10.3	12.3
Rebounds	542	600
Rebounds per game	33.9	37.5
Rebounding margin	-3.6	-
Assists	253	169
Assists per game	15.8	10.6
Turnovers	176	222
Turnovers per game	11.0	13.9
Turnover margin	+2.9	-
Assist/turnover ratio	1.4	0.8
Steals	126	95
Steals per game	7.9	5.9
Blocks	41	50
Blocks per game	2.6	3.1
Winning streak	0	-
Home win streak	0	-
Attendance	49984	24827
Home games-Avg/Game	9-5554	4-6207
Neutral site-Avg/Game	-	3-2600

Team Results

Date	Opponent	Score	Att.
11/08/19	Saint Francis (PA)	W 100-98	6602
11/14/19	Vanderbilt	W 93-92	5602
11/17/19	CSUN	W 90-62	4604
11/22/19	McNeese	W 87-57	4765
11/25/19	vs Wisconsin	W 62-52	0
11/26/19	vs Auburn	L 65-79	6420
11/30/19	Boston College	W 64-44	5531
12/03/19	at Hampton	W 80-63	3323
12/08/19	South Alabama	W 75-57	5056
12/14/19	Col. of Charleston	W 78-71	5804
12/18/19	at Old Dominion	W 62-59	6219
12/22/19	vs Radford	L 58-73	1381
12/29/19	at Alabama	L 78-90	9960
01/02/20	Saint Joseph's	W 84-52	5016
01/05/20	at Rhode Island	W 69-61	5325
01/11/20	Saint Louis	L 58-74	7004



SPEED CHART



#0 JACOB GILYARD
G | JR | 5'9" | 160 | KANSAS CITY, MO

PTS	REB	AST	STL	MIN
13.8	3.8	5.4	3.3	36.1

- 230 career steals (most in UR history, 3rd most among active D-I players)
- Needs 5 Ast to tie Scott Stapleton (382) for 6th most in school history
- 33 points, 11 assists in 2 games vs Davidson last season
- 2-time A-10 Player of the Week this season (11/18 & 12/9)
- Led A-10 in scoring during conference play last season (17.9 PPG)

CAREER HIGHS		LAST GAME	
PTS	REB	PTS	REB
31	8	2	1
AST	STL	AST	STL
10	7	1	3



#1 BLAKE FRANCIS
G | R-JR | 6'0" | 176 | HERNDON, VA

PTS	REB	AST	STL	MIN
17.6	2.3	2.3	1.2	32.7

- Left game with 2:00 left vs SLU after injuring right shoulder in collision
- Scored 1,000th career point vs St. Joe's (Richmond & Wagner combined)
- Tied career highs in Pts (29) and Ast (6) at Hampton
- Led Wagner with 17.3 PPG in 2017-18 & set school record w/ 102 3-pters
- Second Team All-Northeast Conference selection in 2018

CAREER HIGHS		LAST GAME	
PTS	REB	PTS	REB
29	7	14	1
AST	STL	AST	STL
6	7	0	1



#2 SOULEYMANE KOUREISSI
F | SO | 6'9" | 215 | HARLEM, NY

PTS	REB	AST	BLK	MIN
1.9	1.5	0.3	0.3	8.6

- Hit 3-pointer from wing in 2nd half vs St. Joe's
- Made first career starts vs Boston College and Hampton
- 51.3 FG pct last yr was 2nd on team, best for UR true frosh since 2013
- Added 15 pounds during offseason, up 25 pounds since coming to UR
- Name is pronounced SAHL-uh-mon ker-ESS-ee

CAREER HIGHS		LAST GAME	
PTS	REB	PTS	REB
10	5	0	0
AST	BLK	AST	BLK
2	2	1	0



#3 TYLER BURTON
F | FR | 6'7" | 195 | UXBRIDGE, MA

PTS	REB	AST	BLK	MIN
3.1	3.1	0.5	0.5	13.9

- Nailed 2 threes playing in front of 50 family & friends at Rhode Island
- Did not play vs South Alabama (illness)
- Made first career start at Hampton, played career-high 28 mins
- Only scholarship freshman on Richmond's roster
- Rated as a top-10 class of 2019 recruit in CT & top 30 in New England

CAREER HIGHS		LAST GAME	
PTS	REB	PTS	REB
8	5	3	5
AST	BLK	AST	BLK
2	3	0	1



#4 NATHAN CAYO
F | JR | 6'7" | 225 | MONTREAL, QUEBEC

PTS	REB	AST	BLK	MIN
8.3	4.4	0.7	0.7	24.5

- 19 Pts, career-high 11 Reb at Rhode Island (1st career double-double)
- Made 28 of 34 FTA this season (made 58% from line last year)
- Did not play at Hampton (ankle), snapping streak of 40 straight starts
- Increased scoring avg by 10.6 PPG last year (biggest increase in A-10)
- Last name is pronounced KAY-oh

CAREER HIGHS		LAST GAME	
PTS	REB	PTS	REB
23	11	4	6
AST	BLK	AST	BLK
5	4	0	0




#5 NICK SHEROD
G | R-JR | 6'4" | 230 | RICHMOND, VA

PTS	REB	AST	STL	MIN
12.9	5.3	1.9	0.7	30.5

- Scored 1,000th career point on late 3-pointer vs Saint Louis
- 32 points, 23 rebounds in 2 games vs Davidson in 2017-18
- Career-high 7 three-pointers vs CSUN (1 shy of school record)
- Named A-10 Co-Player of the Week on 11/11 (w Dayton's Obi Toppin)
- Missed final 27 games last yr after tearing left ACL vs Hampton (11/25)

CAREER HIGHS		LAST GAME	
PTS	REB	PTS	REB
32	14	17	5
AST	STL	AST	STL
7	4	1	1



#11 JAKE WOJCIK
G | SO | 6'4" | 190 | SAN JOSE, CA

PTS	REB	AST	STL	MIN
2.6	1.6	0.6	0.3	10.1

- 17 Pts at ALA, 14 Pts vs SJU are highest-scoring gms by UR bench player this yr
- Made 65 3-pters last yr (9th in A-10, 2nd most every by UR frosh)
- 33 starts last yr were 2nd most ever by freshman in UR history
- Father Dave was head coach at San Jose St from 2013-17
- 2-time West Coast Athletic League POY at Bellarmine College Prep

CAREER HIGHS		LAST GAME	
PTS	REB	PTS	REB
22	8	0	1
AST	STL	AST	STL
5	5	0	0



#12 MATT GRACE
F | SO | 6'9" | 230 | HAMILTON, ONTARIO

PTS	REB	AST	STL	MIN
0.9	1.5	0.7	0.1	7.1

- Keyed 26-4 UR run vs SJU with 2 Ast, 2 Reb, several hustle plays
- Scored career-high 7 Pts at Hampton (2 three-pointers, 1 free throw)
- DNP vs Vanderbilt, snapping streak of 29 straight games played
- Led team in Ast-TO ratio last year (2.7 -- 16 Ast, 6 TO)
- Former hockey player

CAREER HIGHS		LAST GAME	
PTS	REB	PTS	REB
7	4	0	1
AST	STL	AST	STL
4	1	0	0



#22 ANDRE GUSTAVSON
G | SO | 6'4" | 195 | HELSINKI, FINLAND

PTS	REB	AST	STL	MIN
3.9	2.4	0.7	0.8	18.4

- Scored on 2 back-door cuts, 2 drives to basket vs Saint Louis
- Team-high 3 steals in just 12 minutes at Rhode Island
- Forced bad shot on D, grabbed Reb to set up UR's game-winning shot at ODU
- GW free throw w 0.6 sec in OT vs Vanderbilt (fouled on GW dunk attempt)
- Last name is pronounced GOOS-tahv-son

CAREER HIGHS		LAST GAME	
PTS	REB	PTS	REB
13	6	8	3
AST	STL	AST	STL
10	5	0	0



#33 GRANT GOLDEN
F | R-JR | 6'10" | 255 | WINCHESTER, VA

PTS	REB	AST	BLK	MIN
11.9	7.9	3.1	0.8	25.6

- 34 Pts, 12 Reb, 7 Ast in 2 games vs Davidson last season
- 6.6 Def Reb per game (4th in A-10)
- Made game-winning three-pointer with 2.0 seconds left at ODU
- DNP vs BC and at Hampton (ankle), snapping streak of 71 straight starts
- Preseason 2nd Team All-A-10 selection (2nd straight yr as Preseason All-A-10)

CAREER HIGHS		LAST GAME	
PTS	REB	PTS	REB
33	12	10	5
AST	BLK	AST	BLK
7	6	3	0

