

RICHMOND SPIDERS

2019-20 SCHEDULE

NOVEMBER

Nov. 8 ST. FRANCIS (PA) (ESPN+) W, 100-98 (OT)
 Nov. 14 VANDERBILT (NBCSW) W, 93-92 (OT)
 Nov. 17 CSUN (MASN)..... W, 90-62
 Nov. 22 McNEESE STATE (MASN)..... W, 87-57
 Nov. 25 Wisconsin# (ESPN2)..... W, 62-52
 Nov. 26 #18 Auburn# (ESPN2)..... L, 79-65
 Nov. 30 BOSTON COLLEGE (NBCSN)..... W, 64-44

DECEMBER

Dec. 3 at Hampton W, 80-63
 Dec. 8 SOUTH ALABAMA (MASN) 2 PM
 Dec. 14 CHARLESTON (NBCSN) 5 PM
 Dec. 18 at Old Dominion (ESPN+)..... 7 PM
 Dec. 22 vs Radford^ (FloHoops) 3:30 PM
 Dec. 29 at Alabama (SEC Network)..... 5:30 PM

JANUARY

Jan. 2 SAINT JOSEPH'S (NBCSW) 7 PM
 Jan. 5 at Rhode Island (ESPN+)..... 12 PM
 Jan. 11 SAINT LOUIS (MASN)..... 6 PM
 Jan. 14 at Davidson (ESPN) 7 PM
 Jan. 18 at George Mason (NBCSN) 2:30 PM
 Jan. 22 LA SALLE (MASN) 7 PM
 Jan. 25 DAYTON (NBCSW) 6 PM
 Jan. 28 at VCU* (CBSSN)..... 7 PM

FEBRUARY

Feb. 1 GEORGE WASHINGTON (NBCSW+) .. 6 PM
 Feb. 8 at Fordham (ESPN+) 2 PM
 Feb. 12 at La Salle (ESPN+)..... 7 PM
 Feb. 15 VCU* (ESPN+) 4 PM
 Feb. 19 GEORGE MASON (NBCSW+)..... 7 PM
 Feb. 22 at St. Bonaventure (ESPN+) 6:30 PM
 Feb. 26 at George Washington (NBCSW+) 7 PM
 Feb. 29 MASSACHUSETTS (NBCSW)..... 6 PM

MARCH

March 3 DAVIDSON (NBCSW+)..... 7 PM
 March 6 at Duquesne (ESPN+)..... 7 PM
 March 11-15 ... A-10 Championship in Brooklyn, NY
All times Eastern and subject to change
Roman Legends Classic Presented by Old Trapper
(Barclays Center - Brooklyn, NY)
^ DC Holiday Hoops Fest Showcase
(Sports & Entertainment Arena - Washington, DC)
** Lumber Liquidators Capital City Classic*



SOUTH ALABAMA JAGUARS (5-3) (RV) RICHMOND SPIDERS (7-1)

• At 7-1, Richmond has its best record through eight games since 2009-10, when the Spiders started 7-1 en route to a 26-9 season and an appearance in the NCAA Tournament.

• Richmond received 2 points in this week's AP Top 25 Poll. It's the first time Richmond has been represented in the AP Top 25 since the final poll of 2011, which was released in mid-March prior to the Spiders run to the Sweet 16. Richmond was Receiving Votes in that poll (47 points).

• The Spiders are 5-0 at home this season, their longest season-opening win streak at home since 2014, when they won their first six games at the Robins Center. It's their longest home win streak at any point in a season since November-December 2015, when they won six straight.

• Richmond has won three straight home games by 20 or more points. It's the first time UR has had three straight 20-point wins at home since 2001 (vs American, GMU, West Virginia).

• Tuesday at Hampton, Jacob Gilyard became the 48th player in school history with 1,000 career points at Richmond. Grant Golden has already eclipsed 1,000 career points and Nick Sherod (918) and Blake Francis (901) are both on pace to reach the 1,000-point mark this season.

• Richmond is 2-0 all-time against South Alabama, including a 91-82 win in Mobile last season. Jake Wojcik had career highs in points (22) and rebounds (8) in that game and shared A-10 Rookie of the Week honors with Dayton's Obi Toppin the following Monday.

• Gilyard currently ranks among the national leaders in steals (1st - 3.63), three-point field goal percentage (6th - 52.3), assist-to-turnover ratio (11th - 3.57), and assists (18th - 6.3).

• Richmond is making 10.6 three-pointers per game, seventh best in D-I. The Spiders have made at least 15 three-pointers in a game three times already this season, matching their total from the last seven seasons combined.

• When Grant Golden missed last Saturday's game against Boston College, it snapped a streak of 71 straight starts, the longest active streak of any Spider. When Nathan Cayo missed Tuesday's game at Hampton, it snapped a streak of 40 straight starts, the longest active streak of any Spider. Jacob Gilyard now owns the longest starts streak for the Spiders. Sunday will be his 35th straight start.

WITH A WIN ...

• UR would be 8-1, its best record through nine games since 1985-86 (also 8-1).

• The Spiders would be 3-0 all-time against South Alabama.

• Richmond would improve to 14-4 vs current Sun Belt schools all-time including 8-0 at home.

• The Spiders would win their first six home games of a season for the first time since 2014.

• Richmond would have eight wins prior to the start of conference play, its most since 2015-16 (8).

• Richmond would win its fourth straight December game dating back to last season.

THE MATCHUP

ALL-TIME SERIES LEADER: Richmond, 2-0

CURRENT STREAK: Richmond W2

RICHMOND AT HOME: 1-0

RICHMOND ON ROAD: 1-0

RICHMOND AT NEUTRAL SITE: 0-0

LAST GAME: 12/18/2014 (Richmond, 65-54)

1ST GAME: 12/29/2018 (Richmond, 91-82)



SPIDERS COACH CHRIS MOONEY
15th season at Richmond

W-L at RICHMOND: 257*-216

W-L in DIVISION I: 275-228

W-L vs OPPONENT: 2-0

* Most wins in Richmond history

WATCH



MASN & ESPN PLUS

PxP: Bob Black Analyst: Greg Beckwith

LISTEN



PxP: Robert Fish Analyst: Matt Smith

FOLLOW

@SpiderMBB

@SpiderMBB

Richmond Spiders Men's Basketball

RichmondSpiders.com



QUICK FACTS

University Information

Location Richmond, VA 23173
 Founded 1830
 Total Enrollment 4,023
 Nickname Spiders
 Colors Red and Blue
 Arena Robins Center
 Opened 1972 (48th season)
 Capacity 7,201
 President Dr. Ronald A. Crutcher
 Athletics Director John Hardt

Team Information

Conference Atlantic 10
 2018-19 Record 13-20 (6-12)
 Letterwinners Returning/Lost 11/4
 Starters Returning/Lost 5/0
 Newcomers 4

Program History

First Season 1913-14 (107th season)
 All-Time Record Entering 2019-20 1,389-1,215
 NCAA Appearances/W-L 9/8-9
 (1984, 1986, 1988, 1990-91, 1998, 2004, 2010-11)
 NIT Appearances/W-L 9/10-9
 Conference Championships 6
 (1984, 1988, 1990-91, 1998, 2011)

Coaching Staff

Head Coach Chris Mooney, 15th season
 Alma Mater Princeton (1994)
 W-L at Richmond 250-215
 Career D-I W-L/Years 268-227/15
 Assoc Head Coach Rob Jones, 15th season
 Alma Mater Toccoa Falls (2001)
 Assoc Head Coach Marcus Jenkins, 5th season
 Alma Mater Air Force (2004)
 Assistant Coach Steve Thomas, 5th season
 Alma Mater Rowan (2006)
 Dir of Operations Mark McGonigal, 4th season
 Alma Mater Richmond (2009)
 Dir Program Development Will Gipe, 4th season
 Alma Mater Virginia Tech (2014)
 Video Coordinator James Adams, 1st season
 Alma Mater South Carolina (2014)

Support Staff

Athletic Trainer Adam Smith
 Strength Coach Jay DeMayo
 Director of Academics Courtney Hughes
 Athletics Web Site RichmondSpiders.com
 Athletics Dept Phone (804) 289-8363
 Athletics Dept Fax (804) 287-1919
 PR Director Jason Vida
 Cell Phone (267) 566-2130
 Office Phone (804) 289-8320
 Email jvida@richmond.edu

ROSTER & PRONUNCIATION GUIDE

| No. | Name | Pos | Year | Ht | Wt | Hometown (High School/Previous School) |
|-----|----------------------|-----|------|-------|-----|--|
| 0 | Jacob Gilyard | G | JR | 5'9" | 160 | Kansas City, MO (The Barstow School) |
| 1 | Blake Francis | G | R-JR | 6'0 | 176 | Herndon, VA (Westfield/Wagner) |
| 2 | Souleymane Koureissi | F | SO | 6'9" | 215 | Harlem, NY (Iona Prep) |
| 3 | Tyler Burton | F | FR | 6'7" | 195 | Uxbridge, MA (Marianapolis Prep (CT)) |
| 4 | Nathan Cayo | F | JR | 6'7" | 225 | Montreal, Quebec (College Jean de Brebeuf) |
| 5 | Nick Sherod | G | R-JR | 6'4" | 230 | Richmond, VA (St. Christopher's) |
| 10 | Sullivan Kulju | F | JR | 6'6" | 220 | New Berlin, WI (Eisenhower) |
| 11 | Jake Wojcik | G | SO | 6'4" | 190 | San Jose, CA (Bellarmine College Prep) |
| 12 | Gabe Arizin | G | FR | 6'4" | 190 | West Chester, PA (St. Joseph's Prep) |
| 13 | Connor Crabtree* | G | SO | 6'6" | 190 | Hillsborough, NC (Hargrave Military (VA)/Tulane) |
| 15 | Matt Grace | F | SO | 6'9" | 230 | Hamilton, Ontario (TRC Academy) |
| 21 | Tomas Verbinskis | F | R-SO | 6'7" | 210 | Klaipeda, Lithuania (Sagemont (FL)) |
| 22 | Andre Gustavson | G | SO | 6'4" | 175 | Helsinki, Finland (Helsinki Basketball Academy) |
| 31 | Jordan Gaitley | G | JR | 6'4" | 190 | Haverford, PA (Fordham Prep (NY)) |
| 33 | Grant Golden | F | R-JR | 6'10" | 255 | Winchester, VA (St. James (MD)) |

* Will sit out 2019-20 season due to NCAA transfer regulations

PRONUNCIATION GUIDE

| | |
|----------------------|------------------------|
| Gabe Arizin | AIR-rizz-in |
| Nathan Cayo | KAY-oh |
| Jacob Gilyard | GILL-yerd |
| Andre Gustavson | GOOS-tahv-sun |
| Souleymane Koureissi | SAHL-uh-mon ker-ESS-ee |
| Sullivan Kulju | COOL-you |
| Nick Sherod | sure-ROD |
| Tomas Verbinskis | TOM-iss ver-BIN-skiss |
| Jake Wojcik | WOJ-ick |


BREAKDOWNS

BY CLASS

Freshmen (2): Arizin, Burton
 Sophomores (6): Crabtree, Grace, Gustavson, Koureissi, Verbinskis, Wojcik
 Juniors (7): Cayo, Francis, Gaitley, Gilyard, Golden, Kulju, Sherod
 Seniors (0)

BY STATE

| | |
|---------------------------|---------------------------------------|
| California (1): Wojcik | Missouri (1): Gilyard |
| CANADA (2): Cayo, Grace | New York (1): Koureissi |
| FINLAND (1): Gustavson | North Carolina (1): Crabtree |
| Florida (1): Verbinskis | Pennsylvania (2): Arizin, Gaitley |
| Massachusetts (1): Burton | Virginia (3): Francis, Golden, Sherod |
| | Wisconsin (1): Kulju |



OPPONENT BREAKDOWN: SOUTH ALABAMA

SERIES HISTORY

Richmond leads, 2-0

| Date | Site | W/L | Score | Series |
|--|------|-----|-------|--------|
| 12/18/2014 | H | W | 65-54 | 1-0 |
| 12/29/2018 | A | W | 91-82 | 2-0 |
| Home: 1-0 (Robins Center: 1-0) Away: 1-0 | | | | |

THE LAST TIME

RICHMOND 91, SOUTH ALABAMA 82

DECEMBER 29, 2018

RICHMOND 91 • 6-7

| ## | Player | | Total | 3-Ptr | Rebounds | | | PF | TP | A | TO | Blk | Stl | Min |
|--------|----------------------|---|--------|--------|----------|-----|-----|----|----|----|----|-----|-----|-----|
| | | | FG-FGA | FG-FGA | FT-FTA | Off | Def | | | | | | | |
| 04 | CAYO, Nathan | f | 6-9 | 0-0 | 3-5 | 2 | 4 | 6 | 3 | 15 | 0 | 1 | 0 | 2 |
| 33 | GOLDEN, Grant | f | 8-14 | 0-2 | 6-6 | 3 | 5 | 8 | 2 | 22 | 6 | 3 | 2 | 0 |
| 00 | GILYARD, Jacob | g | 6-11 | 4-7 | 4-4 | 2 | 2 | 4 | 0 | 20 | 9 | 2 | 0 | 1 |
| 11 | WOJCIC, Jake | g | 6-11 | 5-9 | 5-6 | 2 | 6 | 8 | 2 | 22 | 2 | 0 | 1 | 1 |
| 32 | JOHNSON, Julius | g | 1-5 | 0-3 | 0-0 | 0 | 1 | 1 | 3 | 2 | 0 | 1 | 0 | 0 |
| 02 | KOUREISSI, Souleyman | g | 1-2 | 0-1 | 0-0 | 0 | 1 | 1 | 3 | 2 | 0 | 1 | 0 | 0 |
| 15 | GRACE, Matt | g | 0-1 | 0-0 | 0-0 | 1 | 1 | 2 | 2 | 0 | 1 | 0 | 0 | 1 |
| 22 | GUSTAVSON, Andre | g | 0-0 | 0-0 | 0-0 | 0 | 0 | 0 | 1 | 0 | 1 | 2 | 0 | 0 |
| 24 | Yates, Noah | g | 2-4 | 2-3 | 2-2 | 0 | 1 | 1 | 1 | 8 | 1 | 0 | 1 | 0 |
| Team | | | 2 | 2 | 4 | | | | | | | | | |
| Totals | | | 30-57 | 11-25 | 20-23 | 12 | 23 | 35 | 17 | 91 | 20 | 11 | 4 | 5 |

| | | | |
|----------------------------|-----------------------|-------------------|---------------------|
| FG % 1st Half: 15-30 50.0% | 2nd half: 15-27 55.6% | Game: 30-57 52.6% | Deadball Rebounds 1 |
| 3FG % 1st Half: 7-14 50.0% | 2nd half: 4-11 36.4% | Game: 11-25 44.0% | |
| FT % 1st Half: 6-6 100.0 | 2nd half: 14-17 82.4% | Game: 20-23 87.0% | |

South Alabama 82 • 7-6

| ## | Player | | Total | 3-Ptr | Rebounds | | | PF | TP | A | TO | Blk | Stl | Min |
|--------|-----------------|---|--------|--------|----------|-----|-----|----|----|----|----|-----|-----|-----|
| | | | FG-FGA | FG-FGA | FT-FTA | Off | Def | | | | | | | |
| 33 | Ajayi, Josh | f | 11-16 | 0-0 | 3-3 | 3 | 3 | 6 | 4 | 25 | 0 | 3 | 0 | 1 |
| 42 | Mitchell, Trhae | f | 6-11 | 1-1 | 2-5 | 2 | 4 | 6 | 2 | 15 | 3 | 2 | 0 | 1 |
| 00 | Holden, Kory | g | 8-12 | 3-7 | 0-0 | 0 | 0 | 0 | 1 | 19 | 6 | 2 | 1 | 0 |
| 14 | Sikes, Rodrick | g | 2-7 | 2-6 | 0-1 | 0 | 2 | 2 | 1 | 6 | 0 | 1 | 1 | 0 |
| 50 | Pettway, John | g | 2-3 | 0-0 | 1-1 | 1 | 1 | 2 | 2 | 5 | 3 | 2 | 0 | 0 |
| 01 | McGee, Herb | g | 2-5 | 2-5 | 0-2 | 0 | 3 | 3 | 5 | 6 | 3 | 1 | 0 | 1 |
| 03 | Morris, Kevin | g | 1-4 | 0-0 | 1-2 | 2 | 3 | 5 | 1 | 3 | 0 | 0 | 0 | 1 |
| 25 | Andrews, Jordan | g | 1-2 | 1-2 | 0-0 | 0 | 0 | 0 | 2 | 3 | 0 | 0 | 0 | 0 |
| 30 | Dial, Abdul | g | 0-0 | 0-0 | 0-0 | 0 | 0 | 0 | 0 | 0 | 0 | 0 | 0 | 0 |
| Team | | | 0 | 1 | 1 | | | | | | | | | |
| Totals | | | 33-60 | 9-21 | 7-14 | 8 | 17 | 25 | 18 | 82 | 15 | 11 | 2 | 4 |

| | | | |
|----------------------------|-----------------------|-------------------|---------------------|
| FG % 1st Half: 14-27 51.9% | 2nd half: 19-33 57.6% | Game: 33-60 55.0% | Deadball Rebounds 3 |
| 3FG % 1st Half: 2-8 25.0% | 2nd half: 7-13 53.8% | Game: 9-21 42.9% | |
| FT % 1st Half: 4-8 50.0% | 2nd half: 3-6 50.0% | Game: 7-14 50.0% | |

Officials: Tim Fitzgerald, Glenn Tuitt, Sidney Cohen
Technical fouls: RICHMOND-None. South Alabama-None.
Attendance: 1523

| Score by periods | 1st | 2nd | Total | | | | | | |
|------------------|-----|-----|-------|-------------|-------------|------------|---------------|---------------|----------|
| RICHMOND | 43 | 48 | 91 | Points RICH | In Paint 34 | Off T/O 17 | 2nd Chance 11 | Fast Break 17 | Bench 10 |
| South Alabama | 34 | 48 | 82 | USA | 48 | 10 | 6 | 14 | 12 |

SIDE-BY-SIDE

| | UR | USA |
|------------------------|----------------|----------------|
| Scoring | 641 | 628 |
| Points per game | 80.1 | 78.5 |
| Scoring margin | +11.7 | +7.8 |
| Field goals-att | 237-491 | 221-451 |
| Field goal pct | .483 | .490 |
| 3 point fg-att | 85-203 | 50-150 |
| 3-point FG pct | .419 | .333 |
| 3-pt FG made per game | 10.6 | 6.3 |
| Free throws-att | 82-104 | 136-182 |
| Free throw pct | .788 | .747 |
| F-Throws made per game | 10.3 | 17.0 |
| Rebounds | 272 | 262 |
| Rebounds per game | 34.0 | 32.8 |
| Rebounding margin | -2.5 | +0.8 |
| Assists | 141 | 90 |
| Assists per game | 17.6 | 11.3 |
| Turnovers | 90 | 90 |
| Turnovers per game | 11.3 | 11.3 |
| Turnover margin | +3.0 | +3.4 |
| Assist/turnover ratio | 1.6 | 1.0 |
| Steals | 64 | 69 |
| Steals per game | 8.0 | 8.6 |
| Blocks | 23 | 44 |
| Blocks per game | 2.9 | 5.5 |
| Winning streak | 2 | 0 |
| Home win streak | 5 | 1 |
| Attendance | 27104 | 14737 |
| Home games-Avg/Game | 5-5421 | 4-3684 |
| Neutral site-Avg/Game | - | - |

MOBILE, Ala. - The Richmond Spiders men's basketball team wrapped up its non-conference schedule with a 91-82 win over the South Alabama Jaguars on Saturday. Jake Wojcik scored a career-high 22 points, reigning A-10 Co-Player of the Week Grant Golden had 22 and Jacob Gilyard added 20 as three Spiders reached the 20-point mark in a game for the first time since January 17, 2015 against Davidson.

Richmond made easy work of the Jaguars full-court press for much of the game, shooting 53 percent from the field, 44 percent from three-point range and 87 percent from the free-throw line en route to 91 points, its second-most in a road game over the last three seasons.

"We really did play very well on offense," said coach Chris Mooney. "Jacob (Gilyard) is so good at handling pressure and so confident and today, to be honest, he did it more with passing than I think he usually does. Multiple times during the game they really tried to turn up the heat on defense and we always had an answer."

For the second straight game, Gilyard tied a career high with nine assists, nearly half of the Spiders 20 assists in the game.

Richmond never trailed as the Spiders opened the game on a 10-3 run and built their lead as big as 10 in the first half. Richmond led 43-34 at halftime behind 14 points and seven rebounds from Wojcik.

In the second half, the Spiders used a 13-0 run to break the game open, taking a 67-45 lead on a Noah Yates three-pointer with 13:08 to go in the game. South Alabama cut the Spiders lead in half over the next six minutes but never came closer than double digits until hitting an uncontested three-pointer at the buzzer to make the final score 91-82.

Wojcik's 22 points were a career high and his eight rebounds tied a career best. Golden also finished with 22 points and eight rebounds, narrowly missing a third straight double-double but hitting the 20-point mark for the sixth time in his last nine games.



THE BIG PICTURE

THE SPIDERS SYSTEM

Over his 15 seasons at Richmond, Chris Mooney's offense has evolved into a system that embodies the concept of "basketball without positions." While shorter players will begin most possessions further away from the basket and taller players will begin most possessions on the wing or in the paint, they will rarely end up anywhere near where they started. On each possession, every player on the court is equally as likely to handle the ball, shoot a three, cut back door, or set up on the low block. The Spiders offense places a premium on passing, cutting, and outside shooting, and Richmond's coaches focus on developing those skills in each Spider.

Richmond's offense often results in a high team field goal percentage, a ton of opportunities for assists, and relatively few turnovers. Over the previous five seasons (2014-15 through 2018-19), Richmond ranks 26th in D-I in field goal percentage (46.9), 17th in assists per game (15.6), 10th in fewest turnovers per game (10.2), and sixth in assist-turnover ratio (1.52).

CHANGES ON DEFENSE

According to Mooney's estimation, the Spiders spent between 60 and 70 percent of their court time this offseason working on defense. Specifically, Richmond worked to install a man-to-man defensive scheme after playing primarily a matchup zone in recent years. The process involved reteaching the Spiders the very fundamentals of man-to-man defense, with a focus on plugging gaps, closing out on shooters, and preventing offensive rebounds.

PRESEASON PREDICTIONS

Jacob Gilyard was named First Team Preseason All-Atlantic 10 and Grant Golden was a Second Team Preseason All-A-10 pick at the conference's media day in October. Gilyard is the fifth different Spider to earn Preseason First Team All-Conference honors under Mooney, while Golden is the fourth Spider under Mooney to land on a Preseason All-Conference team in multiple seasons. Prior to this season, no team had placed a pair of non-seniors on the Preseason All-Atlantic 10 First or Second Teams since 2015, when Rhode Island juniors Hassan Martin and E.C. Matthews both landed on the First Team. (Dayton also has two non-seniors on the Preseason First or Second Teams this season.)

The Spiders landed sixth in the preseason poll, their highest preseason projection since 2016 (also sixth). Richmond received 248 points in the preseason poll, its most since the 2015 season, when the Spiders were also picked to finished sixth and received 262 points in preseason voting.

"THE BEST CLASS THAT RICHMOND'S EVER HAD"

Richmond was led by sophomores Jacob Gilyard, Grant Golden, and Nathan Cayo in 2018-19. Those three players, now juniors, have been joined by Nick Sherod, who received a medical redshirt last season following a torn ACL in November, and Blake Francis, a Wagner transfer who sat out last season, in Richmond's junior class. Each of Richmond's five scholarship juniors has already proven that they have the ability to produce at an elite level, particularly on the offensive end. While Golden (17.2 PPG) and Gilyard (16.2 PPG) both earned All-Conference honors in 2018-19, Cayo registered the largest scoring increase in the A-10, averaging 12.9 PPG, up from 2.3 in his freshman season. In 2017-18, Sherod scored a team-high 17.6 PPG in conference play and Francis scored a team-high 17.3 PPG in his final season at Wagner. Chris Mooney has said on more than one occasion that he feels the Golden-Gilyard-Cayo-Sherod-Francis class "will be the best class that Richmond's ever had."

RATE OF RETURN

12 of this year's 15 Spiders, including Blake Francis, who sat out the 2018-19 season after transferring from Wagner, are returnees from last season. Freshmen Tyler Burton and Gabe Arizin and sophomore transfer Connor Crabtree are the only newcomers on the roster.

Seniors Julius Johnson (3.4 PPG) and Keith Oddo (0.3 PPG) and graduate student Noah Yates (3.8 PPG) all graduated in the spring, although Oddo is playing at Louisville while this season while pursuing a graduate degree.

Richmond returns 90 percent of its scoring from last season -- the second-highest rate in the A-10 behind Davidson's 94 percent -- and much of its other production.

Richmond This Season

| | Returning | Departing |
|----------|-----------|-----------|
| Points | 90% | 10% |
| Starts | 94% | 6% |
| Minutes | 83% | 17% |
| Rebounds | 85% | 15% |
| Assists | 90% | 10% |
| Steals | 88% | 12% |
| Blocks | 85% | 15% |

* Scheduled to return all 15 players in 2020-21

NO SENIOR MOMENTS

2019-20 is Richmond's first season since 1999-00 without a senior on the team. Richmond is one of six D-I programs without a senior or grad transfer on its roster this season, joining CSU-Bakersfield, Mount St. Mary's, Santa Clara, Stony Brook, and USC-Upstate.

2019-20 is also the third straight season Richmond didn't have a senior in its starting lineup on opening night after having at least one senior start its season opener every year from 2000 to 2016.

NATIONAL EXPOSURE

At least 10 of the Spiders 31 regular-season games this season will be broadcast on national television: four on NBC Sports Network, two on CBS Sports Network, one on the SEC Network, and three on the ESPN family of networks.

Of the 16 game scheduled for the Robins Center this season, three will be broadcast nationally (Boston College, Charleston, and VCU) while 12 more will be shown on regional television on either MASN or the NBC Sports Washington networks.

VOICE OF THE SPIDERS

For the 37th straight season, Bob Black will handle play-by-play duties for Spider men's basketball broadcasts. Black, who also hosts a morning show on ESPN Richmond, the Spiders radio rights-holder, underwent surgery to remove a vocal polyp in June. Following the successful procedure, Black has said that he is "more fired up to get going than I have been in a long time." Black will be teamed with analyst Greg Beckwith, a member of the Richmond Athletics Hall of Fame who is still the program's career leader in assists and steals. Black and Beckwith will do all away games and national TV home games on ESPN Richmond radio. They will anchor the SpiderTV broadcast for all of Richmond's home games on regional TV. Those broadcasts will be produced and directed by Blake Ellett.

WEIGHTY MATTERS

Redshirt junior Grant Golden will play the 2019-20 season close to 255 lbs, down about 20 lbs from his playing weight in 2018-19. Golden focused on cutting weight this offseason after he said he felt his legs were heavy at the ends of games last season.

On the other hand, sophomore Souleymane Koureissi has bulked up to 215 lbs this offseason. That's up 25 lbs from what he weighed when he came to Richmond in the summer of 2018.

THE LAST TIME

TEAM

Ranked in Top 25: AP No. 21 (2011 Final Poll)
 Defeated Top 10 Team: 11/27/10 | #8 Purdue, 65-54
 Defeated Top 10 Team, Home: 11/29/86 | #6 Ga. Tech, 67-62
 Defeated Top 10 Team, Away: 1/22/04 | #10 Kansas, 69-68
 Defeated Top 25 Team, Home: 2/25/15 | #22 VCU, 67-63
 Defeated Top 25 Team, Away: 1/31/15 | #14 VCU, 64-55
 Defeated Top 25 Team, Neutral: 11/27/15 | #14 Cal, 94-90
 Won By 50+: 12/3/79 | vs. Bluefield, 132-69 (63 pts)
 Scored 90+: 11/17/19 | vs CSUN, 90-62
 Scored 100+: 11/8/19 | vs Saint Francis, 100-98 (OT)
 Allowed Less Than 50: 11/30/19 | vs Boston College, 64-44
 Allowed Less Than 40: 11/12/10 | vs. Southern, W 79-37
 Shot Over 60% FG: 2/23/19 | vs La Salle, W 84-75 (66.7)
 Held Opp Under 35% FG: 11/30/19 | vs Boston College (16-55, 29.1%)
 Allowed Fewer 10 pts, half: 11/23/10 | vs. Southern, W 81-40 (9)
 Made 15+ 3PT FG: 12/3/19 | at Hampton, W, 80-63 (15)
 Made 0 3PT FG: 1/25/16 | vs. Davidson, L 78-70 (0-15)
 Made 35+ FT: 2/6/93 | vs. UNCW, W 91-69 (36)
 50+ Rebounds: 11/17/03 | vs. MVSU, W 62-46 (53)
 25+ Assists: 2/28/18 | vs UMass, W 90-65 (27)
 15+ Blocks: 1/13/10 | vs. UMass, W 70-63 (17, SR)
 15+ Steals: 11/18/12 | at Minn, L 72-57 (15)
 3 or fewer turnovers: 12/1/18 | vs. Wake Forest, W 84-74 (3)

INDIVIDUAL

6+ players in double digit scoring: 3/18/15 | vs. SFBK, W, 84-74
 3 players, 20+ pts: 11/14/19 | vs Vanderbilt |
 Jacob Gilyard (26), Blake Francis (24), Nathan Cayo (20)
 2 players, 25+ pts: 1/28/17 | vs. Duquesne
 (T.J. Cline 34 ShawnDre' Jones 30)
 Scored 50+ pts: Bob McCurdy (53) vs. Appalachian St, 2/26/75
 Scored 40-49: Bob McCurdy (46) vs. West Virginia, 2/17/75
 Scored 35-39: T.J. Cline (36) vs. Dayton, 3/1/16
 Scored 30-34: Grant Golden (33) vs Wyoming, 11/21/18
 Scored 25-29: Blake Francis (29) at Hampton, 12/3/19
 Made 6+ 3PT FG: Blake Francis (6) at Hampton, 12/3/19
 Made 15+ FT: Terry Allen (17) vs. Cal, 11/27/15
 Had 25+ Reb: George Grodzicki (25) vs. GW, 12/6/61
 Had 15+ Reb: De'Monte Buckingham (16) at Fordham, 1/3/18
 2 players w/ 10+ reb: Sherod (11), Golden (10) vs GMU, 2/3/18
 Had 15+ assists: Greg Beckwith (16) vs. Navy, 2/25/86
 Had 10+ assists: Jacob Gilyard (10) at Hampton, 12/3/19
 Had 5+ steals: Jacob Gilyard (5) vs Boston College, 11/30/19
 Had 5+ blocks: Grant Golden (6) vs George Mason, 2/27/19
 2 players with double-double: Nick Sherod (32 pts, 11 reb)
 & Grant Golden (10 pts, 10 reb), vs GMU 2/3/18
 Triple-Double: T.J. Cline (19 pts 11 reb 12 assists) vs. SLU, 3/4/17

SPIDERS W-L WHEN ...

| | OVERALL | ATLANTIC 10 |
|--------------------------|---------|-------------|
| Scores 60 or more | 7-1 | 0-0 |
| Scores 70 or more | 5-0 | 0-0 |
| Scores 80 or more | 5-0 | 0-0 |
| Scores under 60 | 0-0 | 0-0 |
| Allows under 60 | 3-0 | 0-0 |
| Allows under 70 | 5-0 | 0-0 |
| Allows over 70 | 2-1 | 0-0 |
| Decided by 5 or less | 2-0 | 0-0 |
| Leading/tied, 5 min left | 6-0 | 0-0 |
| Trailing, 5 min left | 1-1 | 0-0 |
| Leading/tied, half | 5-1 | 0-0 |
| Trailing, half | 2-0 | 0-0 |
| Higher FG pct | 5-0 | 0-0 |
| Lower FG pct | 2-1 | 0-0 |
| FG pct over 50 | 3-0 | 0-0 |
| FG pct under 40 | 0-0 | 0-0 |
| Outrebounded opponent | 3-0 | 0-0 |
| Outrebounded by opponent | 4-1 | 0-0 |
| Fewer/same turnovers | 6-1 | 0-0 |
| More turnovers | 1-0 | 0-0 |
| Fewer/same assists | 0-1 | 0-0 |
| More assists | 7-0 | 0-0 |
| Day (before 5p) | 2-0 | 0-0 |
| Night (5p or later) | 5-1 | 0-0 |
| White jersey | 6-1 | 0-0 |
| Blue jersey | 0-0 | 0-0 |
| Red jersey | 1-0 | 0-0 |



THE BIG PICTURE

WILD START

Richmond opened its season with a pair of wild games at the Robins Center, becoming the first team since Southern Miss in 2012-13 to start a season with two straight overtime wins.

Richmond trailed Saint Francis (PA) by 10 with 100 seconds remaining in regulation in its season opener on November 8 before a 12-2 run, keyed by a full-court press that led to three Red Flash turnovers in a 32-second span, tied the game at 90 and forced overtime. Richmond prevailed 100-98 in the extra period, the Spiders most points scored in a season opener since 1980.

In their next game, the Spiders were tied with Vanderbilt at 80 at the end of regulation. With 25 seconds left in OT, Jacob Gilyard tied the game with a reverse layup. With four seconds left, Gilyard intercepted a Vanderbilt pass and flipped the ball ahead to a streaking Andre Gustavson, who was fouled on his dunk attempt with 0.6 seconds left and went on to make the game-winning free throw in a 93-92 Spiders win.

Richmond was the first team to start a season with back-to-back wins by no more than two points since UNLV in 2014-15.

URBAN LEGENDS

Richmond competed in the Romand Legends Classic at the Barclays Center in Brooklyn, N.Y. during Thanksgiving Week. Richmond defeated Wisconsin 62-52 in the semifinals behind 16 first-half points from Blake Francis. It was Richmond's third straight win over a power-conference opponent dating back to last season.

In the championship game, the Spiders fell to #18 Auburn 79-65. Richmond led 35-34 at halftime but was unable to answer a 15-4 run by the Tigers to start the second half and finished the game 2-18 from three-point range.

After the game, Grant Golden and Jacob Gilyard were named to the Legends Classic All-Tournament Team.

IN A CLASS BY HIMSELF

While the Spiders are scheduled to return their entire roster in 2020-21, Richmond currently has one open scholarship. That spot will be filled by Isaiah Wilson next season, the only member of Richmond's Class of 2020 signing class. Wilson, a point guard from Pittsburgh, Pa., is a Top-200 national recruit who is rated as the fourth-best Class of 2020 recruit in Pennsylvania by 247sports.com as well as 31st best 2020 point guard in the nation.

FAMILY BUSINESS

Several Spiders have family members who participated in college athletics.

Jake Wojcik's father Dave was head coach at San Jose State from 2013-17 and has 19 seasons of college coaching experience. He played collegiately at Loyola (Md.). Wojcik's uncle Doug is a former head coach of both Tulsa (2005-12) and College of Charleston (2012-14) and played at Navy, where he was an All-CAA performer and teammate of Basketball Hall-of-Famer David Robinson.

Junior Nick Sherod is the son of E.J. Sherod who played basketball at ODU. Nick's grandfather, Edmund, was a Hall-of-Famer at VCU before playing for the New York Knicks.

Jacob Gilyard's father Rodney is a member of Ottawa University's Athletics Hall of Fame and graduated as the school's all-time leader in assists and steals in 1992.

Freshman Tyler Burton's father Quinton played at Providence and helped the Friars to a pair of NCAA Tournament appearances in 1989 and 1990. He scored

11.1 PPG as a senior. When he was being recruited, his final two schools were Providence and Richmond.

Grant Golden's father played at Fairfield University and he had two grandfathers that played collegiate football. Grant's brother Bryce is a sophomore on Butler's team this season.

Sophomore Jordan Gaitley is the son of Stephanie Gaitley, currently the head coach of the women's basketball team at Fordham University and the head coach of Richmond's women's team from 1985-91, when she amassed a 116-63 record over six seasons at the Robins Center. Gaitley also has two older brothers who played collegiately. His oldest brother Dutch is currently an assistant coach for the Charlotte Hornets.

Freshman Gabe Arizin is the grandson of Basketball Hall-of-Famer Paul Arizin, a 10-time NBA All-Star who twice led the league in scoring. He attended Villanova and led the nation in scoring as a senior in 1950. His No. 11 jersey has been retired by the school. He was inducted into the College Basketball Hall of Fame in 2006. Gabe's father Mike played at William & Mary and La Salle. He earned All Southern-Conference honors following his freshman and sophomore seasons at W&M.

Junior Blake Francis' father Carl attended Virginia Union University and played linebacker for four seasons. He is currently the Director of Communications for the NFL Player's Association. Also in Francis' family:

- Brother Branden played football at Liberty from 2010-13
- Cousin Tyler Thornton played basketball at Duke from 2010-14
- Cousin Marques Hagans started at QB for Virginia from 2004-05 and played in 10 NFL games after being picked in the 2006 NFL Draft.

MVP OFFSEASON

Grant Golden spent multiple weeks at the end of July and the beginning of August working out in Houston with former NBA All-Star and current Houston Rockets Player Development Coach John Lucas. While in Houston, Golden worked out with several current NBA players, including playing in multiple pickup games with NBA MVP James Harden.

BIG GAMES

20-POINT GAMES

| NAME | CAREER | LAST |
|---------------|--------------|---------------------------|
| Grant Golden | 23 | 20 (Saint Louis, 3/14/19) |
| Jacob Gilyard | 15 | 22 (BC, 11/30/19) |
| Blake Francis | 14 (3 at UR) | 29 (Hampton, 12/3/19) |
| Nick Sherod | 11 | 25 (CSUN, 11/17/19) |
| Nathan Cayo | 6 | 20 (Vanderbilt, 11/14/19) |
| Jake Wojcik | 2 | 22 (So Alabama, 12/29/18) |

DOUBLE-FIGURE SCORING GAMES

| NAME | CAREER | LAST |
|----------------------|--------------|---------------------------|
| Grant Golden | 61 | 14 (Auburn, 11/26/19) |
| Jacob Gilyard | 56 | 18 (Hampton, 12/3/19) |
| Nick Sherod | 45 | 16 (Hampton, 12/3/19) |
| Blake Francis | 45 (7 at UR) | 29 (Hampton, 12/3/19) |
| Nathan Cayo | 26 | 10 (Wisconsin, 11/25/19) |
| Jake Wojcik | 7 | 15 (La Salle, 2/23/19) |
| Andre Gustavson | 4 | 10 (Saint Louis, 3/14/19) |
| Souleymane Koureissi | 2 | 10 (GW, 2/9/19) |

DOUBLE-FIGURE REBOUNDING GAMES

| NAME | CAREER | LAST |
|--------------|--------|--------------------------|
| Grant Golden | 14 | 12 (Wisconsin, 11/25/19) |
| Nick Sherod | 2 | 11 (Mason, 2/3/18) |

DOUBLE-FIGURE ASSIST GAMES

| NAME | CAREER | LAST |
|-----------------|--------|---------------------------|
| Jacob Gilyard | 1 | 10 (Hampton, 12/3/19) |
| Andre Gustavson | 1 | 10 (Georgetown, 11/28/18) |

DOUBLE-DOUBLES

| NAME | CAREER | LAST |
|---------------|--------|--------------------------|
| Grant Golden | 12 | 16 Pts 12 Reb (11/25/19) |
| Nick Sherod | 2 | 32 Pts 11 Reb (2/3/18) |
| Jacob Gilyard | 1 | 18 Pts 10 Ast (12/3/19) |

SPIDERS IN OVERTIME

All-Time Record: 77-51
 2019-20 OT Record: 2-0
 Last OT Game: W vs Vanderbilt, 93-92, 11/14/19
 Last OT Win: W vs Vanderbilt, 93-92, 11/14/19
 Last OT Loss: L at Fordham, 69-65, 1/3/18
 Double OT Record: 10-10
 Last 2OT Game: W at GW, 98-90, 1/28/16
 Triple OT Record: 8-1
 Last 3OT Game: L, vs. Saint Louis, 85-72, 2/8/09
 Home OT Record: 46-18
 Last Home OT Game: W vs Vanderbilt, 93-92, 11/14/19
 Road OT Record: 22-30
 Last Road OT Game: W at Duquesne, 77-73, 1/24/18
 Neutral OT Record: 8-3
 Last Neutral OT Game: L vs. VCU, 87-77, 3/11/17

SPIDERS BY THE NUMBERS

9 NCAA Tournament Appearances
 6 Conference Championships
 8 NCAA Tournament Wins/2 Sweet Sixteens
 1st 15-seed to beat a 2-seed (1991 vs Syracuse)
 Smallest school (3,227 undergraduate enrollment) to make NCAA Sweet 16 since Davidson in 2008
 21 Professional Players under Chris Mooney
 13 Wins over Top 25 since 2008



HOME OF THE SPIDERS

ROBINS CENTER

Built in 1972 through the generosity of the E. Claiborne Robins family, the Robins Center underwent a \$17 million renovation in 2013 that transformed it into the one of the premier college basketball arenas in the nation.

Last season, the Spiders averaged 5,730 fans per game, fifth in the Atlantic 10. In 2017-18, Richmond averaged 6,492 fans per game, its most since the 1992-93 season when capacity at the arena was over 9,000. Today, the arena has a capacity of 7,201.

The Robins Center complex houses the University's athletic squads and serves as the showplace for University of Richmond basketball. Renovations to the lower level of the building in 2018 resulted in the creation of the Blandford-Everett Student-Athlete Performance Center, which provides Richmond's student-athletes with the latest strength and conditioning equipment, access to a nutrition fueling center, and a state-of-the-art sports medicine facility.

In addition to sporting and recreational activities, the Robins Center annually serves as the site or Richmond's commencement exercises and also provides a forum for countless other educational and cultural events.

The eyes of the world were focused on the Robins Center in 1992, when one of that year's Presidential debates was held in the Center's main arena. In 2011, President Obama delivered an economic address to a capacity crowd.



| | |
|----------------------------------|---------------------------|
| Capacity | 7,201 |
| Season | 48th |
| 1st Game | 12/3/1972 (L vs Maryland) |
| All-Time Record | 451-218 (5-0 this season) |
| 2018-19 Avg Attendance | 5,730 |
| Most Home Wins In A Season | 16 (2014-15) |

QUEALLY ATHLETICS CENTER


The Queally Athletics Center is the future home of Spiders basketball.

Sports medicine and nutritional facilities, along with an athletic training room with hydrotherapy, will ensure the health and well-being of student-athletes. Strength and conditioning areas, including a full-sized practice gym, coaches offices and team locker rooms will help athletes compete at maximum performance levels. A new Academic Support Center will be located in the renovated Millhiser Gymnasium to ensure that student-athletes have access to the resources they need to maintain progress toward their educational goals. A Spider Hall will engage fans and alumni in celebration of the proud tradition of University of Richmond athletics.

The facility is named for 1986 alumni Paul and Anne-Marie Queally, longtime supporters of the University of Richmond who contributed a \$7.5 million lead gift to launch the fundraising efforts for the new center, which is expected to open in the fall of 2020.

The site will also be home to Richmond's new student Well-Being Center, which will house all campus health care services in addition to providing facilities for wellness education and nutrition services.

- Practice gym with six permanent baskets
- Locker rooms and team rooms (men's and women's)
- Sports medicine facility with hydrotherapy room
- Strength & Conditioning area open to court
- Grand entry hall celebrating Richmond Athletics
- Opening fall 2020



UNIVERSITY OF RICHMOND FACTS

- Ranked 23rd among "Best Liberal Arts Colleges" (US News & World Report)

According to the Princeton Review:

- Ranked 6th for Best Athletic Facilities
- No. 5 "Best-Run" college in the country
- Ranked 5th for "Most Beautiful Campus"
- Ranked 7th for "Best Classroom Experience"
- Ranked 10th for "Quality of Life"

Robins Business School ranked 25th in nation (Poets & Quants)

8:1 faculty-staff ratio; two-thirds of classes have fewer than 20 students

University endowment valued at more than \$2.5 billion

Founded in 1830, sixth oldest school in Virginia



UNIVERSITY OF RICHMOND ALUMNI

Kenny Atkinson Brooklyn Nets Head Coach

Bruce Allen Washington Redskins President

Sean Casey Three-Time MLB All-Star

Joe Douglas New York Jets General Manager

Tim Finchem Former PGA TOUR Commissioner

Douglas Freeman Historian, 2-time Pulitzer Prize winner

Tim Hightower Former NFL Running Back

Melanie Healey Former Procter & Gamble President

Brian Jordan Former MLB & NFL Player

Todd McShay ESPN NFL Draft Analyst

Leland Melvin NASA Astronaut

Johnny Newman Former NBA Player (UR's all-time leading scorer)

Lil Dicky Rapper

SPIDERS PTS-REB-AST

| Opponent | Date | Score | | 00 GILYARD,JA | 1 FRANCIS,BL | 2 KOUREISSI, | 3 BURTON,TYL | 4 CAYO,NATHA | 5 SHEROD,NIC |
|--------------------|----------|--------|-----|------------------|------------------|------------------|------------------|------------------|------------------|
| Saint Francis (PA) | 11/08/19 | 100-98 | Wot | 24-1-8 | 14-4-1 | 0-1-0 | 4-4-2 | 9-3-1 | 27-8-1 |
| Vanderbilt | 11/14/19 | 93-92 | Wot | 26-2-4 | 24-4-1 | 0-1-1 | 0-1-0 | 20-8-2 | 14-5-3 |
| CSUN | 11/17/19 | 90-62 | W | 18-3-7 | 16-2-4 | 5-3-1 | 4-4-2 | 4-1-2 | 25-2-1 |
| McNeese | 11/22/19 | 87-57 | W | 15-3-6 | 20-0-3 | 6-3-1 | 7-2-0 | 4-6-3 | 17-4-5 |
| vs Wisconsin | 11/25/19 | 62-52 | W | 5-3-5 | 19-0-6 | 2-3-0 | 0-4-0 | 10-2-0 | 8-4-0 |
| vs Auburn | 11/26/19 | 65-79 | L | 12-4-4 | 7-2-1 | 4-2-0 | 2-0-0 | 8-6-0 | 12-4-1 |
| Boston College | 11/30/19 | 64-44 | W | 22-8-6 | 18-4-2 | 2-1-0 | 4-5-1 | 9-4-1 | 2-3-5 |
| at Hampton | 12/03/19 | 80-63 | W | 18-4-10 | 29-2-6 | 0-3-0 | 2-3-1 | DNP | 16-9-2 |
| Opponent | Date | Score | | 10 KULJU,SULL | 11 WOJCIK,JAK | 12 ARIZIN,GAB | 15 GRACE,MATT | 21 VERBINSKIS | 22 GUSTAVSON, |
| Saint Francis (PA) | 11/08/19 | 100-98 | Wot | DNP | 7-0-1 | DNP | 0-2-1 | DNP | 0-0-2 |
| Vanderbilt | 11/14/19 | 93-92 | Wot | DNP | 0-1-2 | DNP | DNP | DNP | 3-2-1 |
| CSUN | 11/17/19 | 90-62 | W | 0-0-0 | 0-5-1 | DNP | 0-2-0 | 3-1-0 | 4-1-1 |
| McNeese | 11/22/19 | 87-57 | W | 0-0-1 | 0-2-0 | DNP | 0-1-1 | 6-1-0 | 2-6-0 |
| vs Wisconsin | 11/25/19 | 62-52 | W | DNP | 0-1-0 | DNP | 0-0-0 | DNP | 2-2-0 |
| vs Auburn | 11/26/19 | 65-79 | L | DNP | 2-1-0 | DNP | 0-0-0 | DNP | 4-5-0 |
| Boston College | 11/30/19 | 64-44 | W | 0-0-0 | 0-2-1 | 0-0-0 | 0-2-1 | 0-0-0 | 7-5-1 |
| at Hampton | 12/03/19 | 80-63 | W | DNP | 0-6-0 | DNP | 7-3-1 | DNP | 8-3-2 |
| Opponent | Date | Score | | 31 GAITLEY,JO | 33 GOLDEN,GRA | | | | |
| Saint Francis (PA) | 11/08/19 | 100-98 | Wot | DNP | 15-8-5 | | | | |
| Vanderbilt | 11/14/19 | 93-92 | Wot | DNP | 6-7-2 | | | | |
| CSUN | 11/17/19 | 90-62 | W | 0-0-0 | 11-12-3 | | | | |
| McNeese | 11/22/19 | 87-57 | W | 0-0-0 | 10-6-2 | | | | |
| vs Wisconsin | 11/25/19 | 62-52 | W | DNP | 16-12-1 | | | | |
| vs Auburn | 11/26/19 | 65-79 | L | DNP | 14-6-1 | | | | |
| Boston College | 11/30/19 | 64-44 | W | 0-1-0 | DNP | | | | |
| at Hampton | 12/03/19 | 80-63 | W | DNP | DNP | | | | |

SPIDER BITES

INTERNATIONALLY KNOWN

Nick Sherod and Souleymane Koureissi have taken educational immersion trips to South Africa and Grant Golden has studied in Cuba since the end of the 2017-18 season. But when given a chance to take a roundtrip flight to anywhere on the globe, some Spiders opted for less academic journeys. Blake Francis would like to visit Santorini, Greece. Jacob Gilyard is ready for a return trip to the Cayman Islands, where the Spiders played in 2017. Jordan Gaitley chose Wakanda, the fictional country from Marvel's movie Black Panther.

MAKING THE TOUGH CHOICES

When it comes to comics, the Spiders are more than twice as likely to prefer Marvel to DC Comics (53 percent to 20 percent, with 27 percent choosing 'neither'). Made to weigh in on other hot-button issues, the Richmond roster chose ketchup (67 percent) as its top condiment, easily outdistancing barbeque sauce (20 percent), and picked LeBron James (58 percent) over Michael Jordan (25 percent) - with Giannis Antetokounmpo and Jimmy Butler each getting one write-in vote. Befitting basketball players, the Spiders would prefer to have the ability to fly (67 percent) over the ability to be invisible (33 percent).

COLOR WHEEL

Perhaps no issues splits the Spiders as much as uniform color. 40 percent of Richmond's roster prefers the Spiders red jersey, 40 percent like the blue jersey best, and 20 percent chose the white jersey.

DUSTY IN HERE

While some Spiders claim to have never cried at a movie, a 2018 film led to damp eyes for at least four players. Grant Golden, Matt Grace, Nick Sherod, and Jordan Gaitley all said that the last movie they cried at is Lady Gaga's A Star is Born.

THE PLACES YOU'LL GO

A third of the Spiders roster (Grace, Sullivan Kulju, Tyler Burton, Gabe Arizin, Connor Crabtree) says their favorite television show as a kid was Spongebob Squarepants. Blake Francis chose Drake & Josh, but says his favorite book ever is still a children's book: The Dr. Seuss Collection.

FACE YOUR FEARS

Tyler Burton and Connor Crabtree were both heavily recruited before signing with Richmond this offseason. The duo decided to come to Richmond despite both admitting that the thing they are most afraid of is spiders.



Richmond mascot WebstUR



SPIDERS TEAM GAME-BY-GAME

| | | | | Total | | 3-Pointers | | Free throws | | Rebounds | | | | | | | | | | | |
|--------------------|----------|--------|-----|---------|------|------------|------|-------------|-------|----------|-----|-----|------|-----|-----|-----|-----|-----|-----|-------|--|
| Opponent | Date | Score | | FG-FGA | PCT | 3FG-FGA | PCT | FT-FTA | PCT | OFF | DEF | TOT | AVG | PF | A | T/O | BLK | STL | PTS | AVG | |
| Saint Francis (PA) | 11/08/19 | 100-98 | Wot | 35-68 | .515 | 13-29 | .448 | 17-24 | .708 | 7 | 26 | 33 | 33.0 | 18 | 22 | 9 | 6 | 8 | 100 | 100.0 | |
| Vanderbilt | 11/14/19 | 93-92 | Wot | 32-70 | .457 | 9-28 | .321 | 20-23 | .870 | 9 | 24 | 33 | 33.0 | 15 | 16 | 11 | 1 | 11 | 93 | 96.5 | |
| CSUN | 11/17/19 | 90-62 | W | 34-62 | .548 | 15-30 | .500 | 7-9 | .778 | 11 | 26 | 37 | 34.3 | 21 | 22 | 11 | 3 | 6 | 90 | 94.3 | |
| McNeese | 11/22/19 | 87-57 | W | 31-55 | .564 | 16-28 | .571 | 9-10 | .900 | 9 | 26 | 35 | 34.5 | 16 | 22 | 17 | 5 | 10 | 87 | 92.5 | |
| vs Wisconsin | 11/25/19 | 62-52 | W | 26-56 | .464 | 6-17 | .353 | 4-6 | .667 | 4 | 27 | 31 | 33.8 | 16 | 12 | 10 | 3 | 7 | 62 | 86.4 | |
| vs Auburn | 11/26/19 | 65-79 | L | 28-65 | .431 | 2-18 | .111 | 7-9 | .778 | 12 | 22 | 34 | 33.8 | 21 | 7 | 12 | 2 | 5 | 65 | 82.8 | |
| Boston College | 11/30/19 | 64-44 | W | 25-58 | .431 | 9-24 | .375 | 5-5 | 1.000 | 4 | 32 | 36 | 34.1 | 13 | 18 | 13 | 2 | 11 | 64 | 80.1 | |
| at Hampton | 12/03/19 | 80-63 | W | 26-57 | .456 | 15-29 | .517 | 13-18 | .722 | 11 | 22 | 33 | 34.0 | 14 | 22 | 7 | 1 | 6 | 80 | 80.1 | |
| Total | | 641 | | 237-491 | .483 | 85-203 | .419 | 82-104 | .788 | 67 | 205 | 272 | 34.0 | 134 | 141 | 90 | 23 | 64 | 641 | 80.1 | |
| Opponents | | 547 | | 193-467 | .413 | 62-194 | .320 | 99-147 | .673 | 94 | 198 | 292 | 36.5 | 113 | 88 | 114 | 23 | 46 | 547 | 68.4 | |

Team Averages

| Games Played | Points/game | FG Pct | 3FG Pct | FT Pct | Rebounds/game | Assists/game | Turnovers/game | Assist/Turnover ratio | Steals/game | Blocks/game |
|--------------|-------------|--------|---------|--------|---------------|--------------|----------------|-----------------------|-------------|-------------|
| 8 | 80.1 | 48.3 | 41.9 | 78.8 | 34.0 | 17.6 | 11.3 | 1.6 | 8.0 | 2.9 |

SPIDERS SPECIALTY STATS

| Opponent | T/O | 2ndCh | Paint | FastB | Bench | Ties | Leads | WL | Score | Leads overcome |
|---------------------|-------------|-------------|-------------|------------|-------------|------------|------------|----|--------|-------------------------|
| Saint Francis (PA) | 16 | 8 | 38 | 13 | 11 | 3 | 3 | W | 100-98 | trailed by 12 2nd-06:58 |
| Vanderbilt | 34 | 10 | 38 | 11 | 3 | 8 | 10 | W | 93-92 | trailed by 7 1st-15:52 |
| CSUN | 22 | 11 | 30 | 11 | 16 | 0 | 0 | W | 90-62 | |
| McNeese | 24 | 12 | 30 | 14 | 21 | 2 | 1 | W | 87-57 | trailed by 8 1st-16:57 |
| Wisconsin | 15 | 2 | 28 | 6 | 4 | 1 | 2 | W | 62-52 | trailed by 2 2nd-09:56 |
| Auburn | 13 | 17 | 46 | 9 | 12 | 0 | 3 | L | 65-79 | lost 6 1st-16:33 |
| Boston College | 21 | 4 | 28 | 12 | 11 | 2 | 4 | W | 64-44 | trailed by 9 1st-04:40 |
| Hampton | 11 | 8 | 14 | 2 | 13 | 2 | 3 | W | 80-63 | trailed by 8 1st-04:32 |
| Totals | 156 | 72 | 252 | 78 | 91 | 18 | 26 | | | |
| Average/Game | 19.5 | 9.0 | 31.5 | 9.8 | 11.4 | 2.2 | 3.2 | | | |
| Opponent | 86 | 104 | 226 | 65 | 141 | 20 | 23 | | | |
| Average/Game | 10.8 | 13.0 | 28.2 | 8.1 | 17.6 | 2.5 | 2.9 | | | |



SPIDERS INDIVIDUAL GAME HIGHS

| | | | |
|------------------------------------|-------|-------|--|
| POINTS | 29 | | Blake Francis - at Hampton (12/03/19) |
| | 27 | | Nick Sherod - Saint Francis (PA) (11/08/19) |
| | 26 | | Jacob Gilyard - Vanderbilt (11/14/19) |
| | 25 | | Nick Sherod - CSUN (11/17/19) |
| | 24 | | Blake Francis - Vanderbilt (11/14/19) |
| | 24 | | Jacob Gilyard - Saint Francis (PA) (11/08/19) |
| FIELD GOALS MADE | 9 | | Blake Francis - at Hampton (12/03/19) |
| | 9 | | Jacob Gilyard - Boston College (11/30/19) |
| | 9 | | Nick Sherod - CSUN (11/17/19) |
| | 9 | | Blake Francis - Vanderbilt (11/14/19) |
| | 9 | | Nick Sherod - Saint Francis (PA) (11/08/19) |
| FIELD GOAL ATTEMPTS | 18 | | Blake Francis - at Hampton (12/03/19) |
| | 18 | | Blake Francis - vs Wisconsin (11/25/19) |
| FIELD GOAL PERCENTAGE (min 5 made) | .833 | (5-6) | Nathan Cayo - vs Wisconsin (11/25/19) |
| | .778 | (7-9) | Jacob Gilyard - CSUN (11/17/19) |
| 3 PT FG MADE | 7 | | Nick Sherod - CSUN (11/17/19) |
| | 6 | | Blake Francis - at Hampton (12/03/19) |
| | 6 | | Nick Sherod - Saint Francis (PA) (11/08/19) |
| 3 PT FG ATTEMPTS | 12 | | Nick Sherod - Saint Francis (PA) (11/08/19) |
| | 9 | | Blake Francis - at Hampton (12/03/19) |
| | 9 | | Blake Francis - vs Wisconsin (11/25/19) |
| | 9 | | Nick Sherod - CSUN (11/17/19) |
| | 9 | | Blake Francis - Vanderbilt (11/14/19) |
| 3 PT FG PERCENTAGE (min 2 made) | 1.000 | (2-2) | Matt Grace - at Hampton (12/03/19) |
| | 1.000 | (2-2) | Tomas Verbinskis - McNeese (11/22/19) |
| | 1.000 | (2-2) | Jake Wojcik - Saint Francis (PA) (11/08/19) |
| FREE THROWS MADE | 8 | | Nathan Cayo - Vanderbilt (11/14/19) |
| | 8 | | Jacob Gilyard - Saint Francis (PA) (11/08/19) |
| FREE THROW ATTEMPTS | 11 | | Jacob Gilyard - Saint Francis (PA) (11/08/19) |
| | 9 | | Nathan Cayo - Vanderbilt (11/14/19) |
| FREE THROW PERCENTAGE (min 3 made) | 1.000 | (6-6) | Jacob Gilyard - Vanderbilt (11/14/19) |
| | 1.000 | (5-5) | Blake Francis - at Hampton (12/03/19) |
| | 1.000 | (5-5) | Blake Francis - McNeese (11/22/19) |
| | 1.000 | (4-4) | Nathan Cayo - vs Auburn (11/26/19) |
| REBOUNDS | 12 | | Grant Golden - vs Wisconsin (11/25/19) |
| | 12 | | Grant Golden - CSUN (11/17/19) |
| ASSISTS | 10 | | Jacob Gilyard - at Hampton (12/03/19) |
| | 8 | | Jacob Gilyard - Saint Francis (PA) (11/08/19) |
| STEALS | 7 | | Jacob Gilyard - Vanderbilt (11/14/19) |
| | 5 | | Jacob Gilyard - Boston College (11/30/19) |
| | 5 | | Jacob Gilyard - Saint Francis (PA) (11/08/19) |
| BLOCKED SHOTS | 3 | | Tyler Burton - Saint Francis (PA) (11/08/19) |
| | 2 | | Souleymane Koureissi - Boston College (11/30/19) |
| | 2 | | Nathan Cayo - McNeese (11/22/19) |
| | 2 | | Souleymane Koureissi - CSUN (11/17/19) |
| | 2 | | Grant Golden - Saint Francis (PA) (11/08/19) |
| TURNOVERS | 5 | | Tyler Burton - McNeese (11/22/19) |
| | 4 | | Souleymane Koureissi - Boston College (11/30/19) |
| | 4 | | Jacob Gilyard - Vanderbilt (11/14/19) |
| FOULS | 5 | | Tyler Burton - vs Auburn (11/26/19) |
| | 5 | | Andre Gustavson - CSUN (11/17/19) |





CHRIS MOONEY

HEAD COACH

15th SEASON

PRINCETON, 1994

Chris Mooney is the winningest coach in Richmond basketball's storied history, a distinction he earned with a win over Wake Forest on December 1, 2018 for his record-setting 240th victory on the Spiders sidelines. Now in his 15th season with the Spiders, Mooney has led Richmond to a pair of NCAA Tournaments and a pair of NIT Quarterfinals.

Hired by Richmond prior to the 2005-06 season, Mooney is the second longest-tenured coach in the Atlantic 10, trailing only Bob McKillop (Davidson). Mooney ranks fifth all-time in conference history in both A-10 wins by a head coach (124) and overall wins by an A-10 head coach (250).

Mooney has led the Spiders to seven total postseason appearances - all in the last 12 seasons. Under Mooney, the Spiders made trips to the NCAA tournament in 2010 and 2011 and trips to the NIT Quarterfinals in 2015 and 2017. In the spring of 2011, Mooney's Spiders made national headlines en route to the NCAA Sweet 16, knocking off five-seed Vanderbilt and Morehead State in the process. Richmond finished both the 2010 and 2011 seasons ranked in the top 25.

Mooney has earned many honors during his Spiders career. He was tabbed the Sporting News Atlantic 10 Coach of the Year in 2010, while also being selected as a finalist for the Jim Phelan National Coach of the Year Award. That same year, he won Richmond's Voice of the University Award, given to a faculty or staff member for being a voice that represents the University of Richmond in a positive manner to the wider community. Later in 2010, Richmond Style Weekly tabbed him for the 40 Under 40 list, spotlighting UR's community involvement with the homeless, Special Olympics, Arthritis Foundation, Friends of Jaclyn Foundation and the ASK Foundation for Childhood Cancer Research.

21 of Mooney's former players have gone on to play professionally in either the NBA, the G League, or overseas, including at least one from 12 of the last 14 graduating classes.

In 2018-19, the Spiders became the first team in four years to place a pair of sophomores on the Atlantic 10's All-Conference teams, as Jacob Gilyard earned Second Team honors and Grant Golden was named to the Third Team. Gilyard and Golden were forced into bigger roles after junior Nick Sherod, the Spiders most experienced starter, suffered a season-ending knee injury in late November. With Sherod out, the Spiders were one of the 25 youngest teams in Division I, relying on freshmen and sophomores for 87 percent of their points. The Spiders youth often showed up at the end of games, as Richmond lost seven games despite leading with five minutes left in regulation. The Spiders finished 13-20, and held a lead of eight or more points in half of their losses.

In 2017-18, Mooney oversaw the development of one of the nation's youngest teams, starting a junior, two sophomores, and two freshmen. Facing one of the 25 most difficult out-of-conference schedules in Division I, the Spiders entered A-10 play with a 2-10 record. But Richmond exceeded expectations in the league, finishing tied for fifth with a 9-9 record that included a pair of wins against crosstown rival VCU and a 2-0 mark against eventual league champion Davidson.

In 2016-17, the Spiders swept the two major Atlantic 10 awards, with senior T.J. Cline winning A-10 Player of the Year and freshman De'Monte Buckingham earning Rookie of the Year honors. UR rebounded from a 6-6 start to finish third in A-10 play and earn an NIT bid where the Spiders won games at Alabama and home vs Oakland.

In 2014-15, Richmond finished the regular season on a six-game winning streak, and was one of the "Last Four Out" of the NCAA Tournament at-large field, thereby securing the No. 1 seed and home-court advantage in the NIT, where they would reach the tournament's quarterfinals.

2009-10 and 2010-11 are remembered as two of the top seasons in Mooney's coaching career and in Spider basketball history. In the spring of 2010, Richmond earned its first NCAA at-large bid since 2004, garnering a seven seed before falling in the first round of the tournament. Mooney was named the 2010 Sporting News Atlantic 10 Coach of the Year, and was a finalist for the 2010 Jim Phelan National Coach of the Year award. The Spiders finished the season ranked no. 24 in the final top-25 rankings.

In 2011, Richmond defeated Dayton in the A-10 championship game to earn Mooney's first conference championship, the Spiders first and only league title since Richmond joined the Atlantic 10 in 2001.

The 2010-11 Spiders would go on to the second Sweet 16 in program history by downing Vanderbilt and Morehead State in the NCAA Denver Subregional. The Spiders run came to an end at the hands of Kansas in San Antonio. Richmond finished 29-8, set a school record for wins, and finished no. 21 in the coaches poll.

Mooney previously coached at Air Force for five seasons: three as an assistant, one as an associate head coach and his final season as head coach. In 2004-05, Mooney led the Falcons to an 18-12 record and votes in the national polls. His 18 victories were the most by a first-year head coach at Air Force.

Mooney began coaching at the high school level, taking a job at Lansdale Catholic High School in Lansdale, Pa., in 1994. His first college coaching experience came at Division III Beaver College, now known as Arcadia University. He spent two seasons there from 1998-2000. While at Beaver College, Mooney only coached part-time, spending much of his time as an event coordinator. He helped plan weddings and events while also serving as the team manager.

Mooney is married to the former Lia Chomat, a Princeton graduate who also has a doctorate in psychology from Penn. The couple has two sons, Danny and Ryan.

MOONEY FILE

COACHING HONORS

2010 Sporting News Atlantic 10 Coach of the Year
2010 Jim Phelan National Coach of the Year Finalist

POSTSEASON ACCOMPLISHMENTS

2017 NIT Quarterfinals
2015 NIT Quarterfinals
2013 CBI Quarterfinals
2011 NCAA Sweet 16
2011 Atlantic 10 Tournament Champions
2010 NCAA First Round
2009 CBI Semifinals
2008 CBI First Round

AS A HEAD COACH

| YEAR | SCHOOL | RECORD | CONF. | FINISH |
|---------|--------------|--------|-------|--------|
| 2019-20 | Richmond | 7-1 | 0-0 | |
| 2018-19 | Richmond | 13-20 | 6-12 | t-10th |
| 2017-18 | Richmond | 12-20 | 9-9 | t-5th |
| 2016-17 | Richmond | 22-13 | 13-5 | t-3rd |
| 2015-16 | Richmond | 16-16 | 7-11 | 9th |
| 2014-15 | Richmond | 21-14 | 12-4 | 4th |
| 2013-14 | Richmond | 19-14 | 8-8 | 7th |
| 2012-13 | Richmond | 19-15 | 8-8 | t-8th |
| 2011-12 | Richmond | 16-16 | 7-9 | t-9th |
| 2010-11 | Richmond | 29-8 | 13-3 | 3rd |
| 2009-10 | Richmond | 26-9 | 13-3 | 3rd |
| 2008-09 | Richmond | 20-16 | 9-7 | t-5th |
| 2007-08 | Richmond | 16-15 | 9-7 | t-4th |
| 2006-07 | Richmond | 8-22 | 4-12 | t-12th |
| 2005-06 | Richmond | 13-17 | 6-10 | t-11th |
| 2004-05 | Air Force | 18-12 | 9-5 | 3rd |
| 1999-00 | Arcadia (D3) | 16-10 | 12-4 | 2nd |
| 1998-99 | Arcadia (D3) | 8-17 | 7-9 | 6th |

| | | |
|--------------------------|----------------|----------------|
| Richmond (2005-pres.) | 257-216 (.543) | 124-110 (.530) |
| Air Force (2004-05) | 18-12 (.600) | 9-5 (.643) |
| Career Record (D-I only) | 275-228 (.547) | 133-115 (.536) |

Head Coach, Richmond, 2005-present

Head Coach, Air Force, 2004-05

Associate Head Coach, Air Force, 2003-04

Assistant Coach, Air Force, 2000-03

Head Coach, Arcadia University (Div III), 1997-00

AS A PLAYER

A 1994 graduate with a B.A. in English, Mooney led Princeton to the NCAA Tournament twice following a pair of conference titles. The four-year letterwinner amassed 1,071 points, which ranks 25th on Princeton's all-time scoring list, and started all 107 games in his career.





#0 JACOB GILYARD
G | JR | 5'9" | 160
KANSAS CITY, MO
THE BARSTOW SCHOOL

CAREER HIGHS

| Statistic | Value | |
|--------------|-------|---|
| Points | 31 | vs IUPUI 11/16/18 |
| Rebounds | 8 | vs Fordham 02/20/19, vs Oral Roberts 12/15/18, vs Boston College 11/30/19 |
| Assists | 10 | at Hampton 12/03/19 |
| Steals | 7 | vs Oral Roberts 12/15/18, vs High Point 12/22/18, vs Vanderbilt 11/14/19 |
| Blocks | 1 | vs Fordham 03/13/19, vs UAB 11/20/17 |
| FG Made | 12 | vs IUPUI 11/16/18 |
| FG Attempts | 17 | vs Oral Roberts 12/15/18, at Dayton 01/06/19 |
| 3FG Made | 8 | at Dayton 01/06/19 |
| 3FG Attempts | 16 | at Dayton 01/06/19 |
| FT Made | 8 | vs High Point 12/22/18, vs Saint Francis (PA) 11/08/19 |
| FT Attempts | 11 | vs Saint Francis (PA) 11/08/19 |

CAREER STATS

| SEASON | TEAM | GP-GS | MIN/AVG | Field Goals | | 3-Point | | F-Throws | | Rebounds | | | PF-FO | | AST | TO | BLK | STL | Scoring | |
|--------------|------|--------------|------------------|----------------|-------------|----------------|-------------|----------------|-------------|-----------|------------|------------|------------|--------------|------------|------------|----------|------------|-------------|-------------|
| | | | | FG-FGA | FG% | 3FG-FGA | 3FG% | FT-FTA | FT% | OFF | DEF | TOT | AVG | PF | FO | | | | PTS | AVG |
| 2017-18 | UR | 32-32 | 1166/36.4 | 126-279 | .452 | 58-151 | .384 | 56-67 | .836 | 15 | 54 | 69 | 2.2 | 56-0 | 130 | 54 | 1 | 89 | 366 | 11.4 |
| 2018-19 | UR | 31-31 | 1156/37.3 | 177-375 | .472 | 74-204 | .363 | 74-96 | .771 | 20 | 70 | 90 | 2.9 | 52-0 | 160 | 75 | 1 | 88 | 502 | 16.2 |
| 2019-20 | UR | 8-8 | 287/35.9 | 49-84 | .583 | 23-44 | .523 | 19-24 | .792 | 1 | 27 | 28 | 3.5 | 13-0 | 50 | 14 | 0 | 29 | 140 | 17.5 |
| TOTAL | | 71-71 | 2610/36.8 | 352-738 | .477 | 155-399 | .388 | 149-187 | .797 | 36 | 151 | 187 | 2.6 | 121-0 | 340 | 143 | 2 | 206 | 1008 | 14.2 |

JUNIOR (2019-20)

GAME-BY-GAME

12.3 at Hampton - Scored his 1,000th career point on a free throw at the 2:54 mark of the first half ... Became 48th player to score 1,000 career points at Richmond ... Finished with a career-high 10 assists and 0 turnovers, becoming the third Spiders with 10+ assists and no turnover in a game in the last 10 seasons (T.J. Cline - 2017, Trey Davis - 2016) ... **11.30 vs Boston College** - Led Richmond in points (22), rebounds (8), assists (6), and steals (5) ... Scored 16 points after halftime, 2 fewer than Boston College (18) ... Scored 13 points during 23-2 Spiders run in 2nd half that decided game **11.26 vs Auburn** - Led Richmond in assists (4) and steals (3) ... Named to the Legends Classic All-Tournament Team (8.5 PPG, 4.5 APG, 3.5 RPG, 2.0 Steals PG in 2 games) ... **11.25 vs Wisconsin** - Scored all five of his points and had a steal in game's final 3 minutes to seal win ... **11.18** - Named A-10 Co-Player of the Week (along with VCU's Marcus Santos-Silva) after registering 22.0 PPG, 5.5 APG, 4.0 SPG and shooting 65% from the field in a pair of wins ... His second career A-10 Player of the Week Award after also winning the Award on Feb. 11, 2019 ... He was also named the College Sports Madness A-10 Player of the Week ... **11.17 vs CSUN** - Scored 18 points and added 7 assists despite playing just 26 minutes, the second-fewest of his career at the time ... **11.14 vs Vanderbilt** - Recorded 7 steals, 1 shy of the school record ... 22 of his team-high 26 points came in 2nd half/OT ... Tied game with 25 seconds left in OT on a drive and reverse layup ... Final steal came with 4 seconds left in OT when he intercepted a Vanderbilt pass and flipped the ball ahead to Andre Gustavson, who was fouled just before the buzzer and went on to make the game-winning free throw ... Passed John Davis for 4th on Richmond's career steals list, finishing game with 190 ... **11.8 vs Saint Francis** - Recorded team-high 8 Ast, 5 steals to go with 24 points ... second A-10 player in last 5 years with 24 Pts, 8 Ast, 5 steals in game (Jaylen Adams (SBU) - 12/9/17 ... Intercepted a pass and was fouled with 27 seconds remaining, made two ensuing free throws to force OT

PRESEASON

- Named First Team Preseason All-Atlantic 10 and Preseason All-Atlantic 10 Defensive Team in October ... Fifth Spider to earn First Team Preseason All-A-10 honors under Chris Mooney, joining Kevin Anderson (2009, 10), Kendall Anthony (2014), T.J. Cline (2016), and Grant Golden (2018) ... Second Spider to be named to Preseason All-Defensive Team twice under Chris Mooney, joining Alonzo Nelson-Ododa (2013-14)

SOPHOMORE (2018-19)

- Selected Second Team All-Conference and named to All-Defense Team by Atlantic 10 ... First Spider to make All-Defense team since Darrius Garrett in 2012 and second Spiders sophomore to ever make First Team or Second Team All-Atlantic 10 (Kevin Anderson - 2009)
- Named Second Team All-District 4 (Atlantic 10) by National Association of Basketball Coaches (NABC) and A-10 Player of the Year by Hoops HD
- Has totaled 868 points, 290 assists, and 177 steals in two seasons ... Since 1992, the only other D-I players to reach those totals by the end of their sophomores seasons are Jason Kidd and Allen Iverson
- Owns Richmond records for assists (290), steals (177), and three-pointers (132) by a player in his first two seasons ... 868 points are fifth-most ever by Spider in his first two seasons
- Scored 17.9 points per game during conference play, best in the A-10 ... Over full season, averaged 16.2 points per game, fifth best in the conference
- Led A-10 and ranked seventh in D-I with 2.84 steals per game ... 88 steals were second most in a season in school history, trailing only his 89 in 2017-18
- Ranked fourth in A-10 in assists per game (5.2) and second in A-10 in assist-to-turnover ratio (2.13) ... 160 assists were fifth most in a season in school history
- Ranked third in A-10 in minutes per game (37.3), the most by a Spider since 2002 (Scott Ungerer - 38.4) ... Played 40 minutes in 12 games
- Made a team-high 74 three-point field goals, third most in the A-10 and tied for 12th most in a season in school history ... Tied school record with eight three-pointers at Dayton on January 6
- Recorded third-highest FG pct (47.2) among D-I players under six feet (among qualifiers)

FRESHMAN (2017-18)

- Set Spiders single-season record with 89 steals, breaking mark held by Tony Dobbins (85 in 2003-04) ... Recorded most steals by D-I freshman since Marcus Smart in 2012-13 ... Averaged 2.78 steals per game, sixth most in D-I
- Played team-high 36.5 minutes per game, third most among D-I freshmen and sixth most for any player in the A-10 ... 1,167 minutes played were most by freshman in Spiders history
- Set Spiders record for assists by a freshman, finishing with 130 assists to break the mark held by Ken Atkinson (115) since 1986-87 ... 130 assists were ninth-most in a season in Spiders history ... Averaged 4.1 assists per game, 18th most by D-I freshman, second most by A-10 freshman, and 10th most of any A-10 player
- 2.41 assist-to-turnover ratio ranked fifth among D-I freshmen and third most of any A-10 player (minimum three assists per game)
- Averaged 11.4 points per game, fourth-most by a true freshman for Richmond in last 20 years and most by a Spiders true freshman since Kendall Anthony in 2011-12 (13.0) ... ranked seventh among A-10 freshmen in scoring ... 366 total points were tied for sixth most by a freshman in Spiders history
- Made 83.6 percent of his free throws (56-67), best on the team and the 10th-best single-season rate in Spiders history (minimum 50 attempts)

HIGH SCHOOL

- Advanced to state title game in three of his four seasons, winning Barstow's first state title since 1995 as a sophomore in 2015
- Missouri Class 3 All-State selection after sophomore, junior, and senior seasons ... named Missouri Class 3 Player of the Year in 2017
- Averaged 33.2 points and 7.0 assists per game as senior ... won DiRenna Award, given to the top high school basketball player in the Kansas City area
- Set Barstow single-game school scoring record with 50 points vs Washington on Dec. 5, 2016
- Played for Billy Thomas, who appeared in 53 NBA games over three seasons and was a third-team All-Big 12 selection following his senior season at Kansas in 1998





#0 JACOB GILYARD (CONTINUED)

PERSONAL

- Son of Rodney and Tanya
- Father Rodney graduated from Ottawa University (Kan.) in 1992 as school's career leaders in assists and steals ... inducted into Ottawa's Athletics Hall of Fame in 2015
- Has two older siblings (Chris and Marleigh) and one younger sibling (Roman)
- Born on July 14, 1998

GAMELOGS

| Opponent | Date | GS | MIN | Total | | 3-Pointers | | Free throws | | Rebounds | | | | PF | A | T/O | BLK | STL | PTS | AVG |
|--------------------|----------|----------|---------------|--------------|-------------|--------------|-------------|--------------|-------------|----------|-----------|-----------|------------|-----------|-----------|-----------|----------|-----------|------------|-------------|
| | | | | FG-FGA | PCT | 3FG-3FGA | PCT | FT-FTA | PCT | OFF | DEF | TOT | AVG | | | | | | | |
| Saint Francis (PA) | 11/08/19 | * | 42:40 | 7-11 | .636 | 2-6 | .333 | 8-11 | .727 | 0 | 1 | 1 | 1.0 | 1 | 8 | 1 | 0 | 5 | 24 | 24.0 |
| Vanderbilt | 11/14/19 | * | 40:01 | 8-14 | .571 | 4-7 | .571 | 6-6 | 1.000 | 0 | 2 | 2 | 1.5 | 1 | 4 | 4 | 0 | 7 | 26 | 25.0 |
| CSUN | 11/17/19 | * | 26:14 | 7-9 | .778 | 4-6 | .667 | 0-0 | .000 | 0 | 3 | 3 | 2.0 | 2 | 7 | 1 | 0 | 1 | 18 | 22.7 |
| McNeese | 11/22/19 | * | 30:12 | 5-7 | .714 | 4-5 | .800 | 1-2 | .500 | 0 | 3 | 3 | 2.3 | 3 | 6 | 2 | 0 | 3 | 15 | 20.8 |
| vs Wisconsin | 11/25/19 | * | 38:05 | 1-5 | .200 | 1-3 | .333 | 2-2 | 1.000 | 0 | 3 | 3 | 2.4 | 1 | 5 | 3 | 0 | 1 | 5 | 17.6 |
| vs Auburn | 11/26/19 | * | 36:10 | 6-12 | .500 | 0-2 | .000 | 0-0 | .000 | 0 | 4 | 4 | 2.7 | 2 | 4 | 1 | 0 | 3 | 12 | 16.7 |
| Boston College | 11/30/19 | * | 36:05 | 9-16 | .563 | 4-8 | .500 | 0-0 | .000 | 0 | 8 | 8 | 3.4 | 1 | 6 | 2 | 0 | 5 | 22 | 17.4 |
| at Hampton | 12/03/19 | * | 38:00 | 6-10 | .600 | 4-7 | .571 | 2-3 | .667 | 1 | 3 | 4 | 3.5 | 2 | 10 | 0 | 0 | 4 | 18 | 17.5 |
| Totals | | 8 | 287:27 | 49-84 | .583 | 23-44 | .523 | 19-24 | .792 | 1 | 27 | 28 | 3.5 | 13 | 50 | 14 | 0 | 29 | 140 | 17.5 |





#1 BLAKE FRANCIS **G | R-JR | 6'0" | 176** **HERNDON, VA** **WESTFIELD/WAGNER**

REDSHIRT JUNIOR (2019-20)

GAME-BY-GAME

12/3 at Hampton - Tied career highs in points (29), three-pointers (6), and assists (6) ... Most points scored by a Spider since Grant Golden scored 33 vs Wyoming on Nov. 21, 2018 ... **11/25 vs Wisconsin** - Scored 16 of his game-high 19 points in the first half ... Added a career-high 6 assists... Led Richmond in scoring for second straight game ... **11/22 vs McNeese** - Led the Spiders in scoring with 20 points, the first time he's led the team in scoring ... **11/14 vs Vanderbilt** - Scored 24 points, second most on the team ... Started Spiders comeback from a 4-point OT deficit with a three-pointer at the 2:49 mark of OT ... Collapsed under Spiders basket after hyper-extending his left knee with 59 seconds left in OT but returned to the game ... **11/8 vs Saint Francis** - Started Spiders 10-point comeback to force OT with a three-pointer with 1:31 remaining ... assisted on game-winning field goal when he drove the baseline and found a cutting Nathan Cayo for a layup with 55 seconds remaining in OT

2018-19

• Signed with the Spiders on April 10, 2018 after receiving interest from many schools, including St. Bonaventure and Loyola-Chicago, following his announcement that he would transfer from Wagner ... Sat out season due to NCAA transfer regulations

SOPHOMORE (2017-18 • WAGNER COLLEGE)

- Averaged team-high 17.3 points per game, the fifth-best mark in the Northeast Conference
- Set school record with 102 three-pointers ... Led NEC in three-pointers and tied for 26th in Division I
- Led team in 3-pt FG pct (40.2 - 8th in NEC) & FT pct (80.6 - 4th in NEC)
- Recorded team-high 52 steals, fifth most in the conference
- Led Wagner to 23-10 record and regular-season conference title
- Scored team-high 23 points in loss at Baylor in first round of NIT
- Scored career-high 29 points in win vs Bryant on February 8
- Second-Team All-Northeast Conference selection

FRESHMAN (2016-17 • WAGNER COLLEGE)

- Averaged 7.2 points while appearing in 28 games with three starts
- Led team in three-point field goal percentage at 42.2 percent, the second-best mark in the conference ... Ranked 19th among D-I freshmen in three-point shooting (minimum 100 attempts)
- Team's leading scorer off the bench (188 points)
- Scored season-high 20 points in win vs eventual league champion Mount St. Mary's on February 16
- Made first career start in third game of season, a 73-65 win at American on November 22

HIGH SCHOOL

- Averaged 20.1 points as a senior at Westfield High School (Chantilly, Va.)
- Led team to 6A state title in 2016 ... earned Second Team All-State honors
- Named fourth-team All-Met selection by The Washington Post following his senior season
- Also earned All-State honors following his junior season
- Team compiled a 62-18 overall record (27-8 conference record) during his three seasons at Westfield
- Graduated as leading scorer in school history (1,390 points)

PERSONAL

- Son of Cissy and Carl
- Father Carl is the Director of Communications for the NFL Players Association ... he attended Virginia Union and played linebacker for four seasons
- Brother Branden played football at Liberty University from 2010-13
- Cousin Tyler Thornton played basketball at Duke University from 2010-14, appearing in 139 games for the Blue Devils
- Cousin Marques Hagans was a starting QB at the University of Virginia from 2004-05 and was drafted by the Rams in the fifth round of the 2006 NFL Draft ... Appeared in 10 NFL games over two seasons with four different teams, totaling nine receptions for 108 yards
- Played one season of AAU basketball with current teammate Grant Golden on the Fairfax Stars while in middle school
- Born on January 3, 1998

CAREER HIGHS

| Statistic | Value | |
|--------------|-------|---|
| Points | 29 | vs Bryant 02/08/18, at Hampton 12/03/19 |
| Rebounds | 7 | vs Sacred Heart 01/04/18 |
| Assists | 6 | vs Wisconsin 11/25/19, at Hampton 12/03/19 |
| Steals | 7 | vs Mercy 12/10/17 |
| Blocks | 1 | vs American 11/18/17 |
| FG Made | 9 | 4 times |
| FG Attempts | 21 | at Dayton 12/23/17 |
| 3FG Made | 6 | at Saint Francis (PA) 01/26/18, vs Bryant 02/08/18, at Hampton 12/03/19 |
| 3FG Attempts | 13 | vs LIU 03/06/18 |
| FT Made | 9 | at NJIT 11/11/17, at Rider 12/16/17 |
| FT Attempts | 11 | at NJIT 11/11/17 |

CAREER STATS

| | | | | Field Goals | | 3-Point | | F-Throws | | Rebounds | | | | | | | | Scoring | | |
|--------------|------|-------|-----------|-------------|------|---------|------|----------|------|----------|-----|-----|-----|-------|-----|----|-----|---------|-----|------|
| SEASON | TEAM | GP-GS | MIN/AVG | FG-FGA | FG% | 3FG-FGA | 3FG% | FT-FTA | FT% | OFF | DEF | TOT | AVG | PF-FO | AST | TO | BLK | STL | PTS | AVG |
| 2016-17 | WC | 28-3 | 575/20.5 | 64-151 | .424 | 43-102 | .422 | 30-40 | .750 | 20 | 18 | 38 | 1.4 | 66-1 | 31 | 21 | 0 | 18 | 201 | 7.2 |
| 2017-18 | WC | 32-22 | 1046/32.7 | 182-423 | .430 | 102-254 | .402 | 87-108 | .806 | 20 | 40 | 60 | 1.9 | 81-2 | 54 | 48 | 1 | 52 | 553 | 17.3 |
| 2019-20 | UR | 8-8 | 253/31.7 | 52-117 | .444 | 25-59 | .424 | 18-22 | .818 | 4 | 14 | 18 | 2.3 | 12-0 | 24 | 15 | 0 | 9 | 147 | 18.4 |
| TOTAL FOR UR | | 8-8 | 253/31.7 | 52-117 | .444 | 25-59 | .424 | 18-22 | .818 | 4 | 14 | 18 | 2.3 | 12-0 | 24 | 15 | 0 | 9 | 147 | 18.4 |
| TOTAL | | 68-33 | 1874/27.6 | 298-691 | .431 | 170-415 | .410 | 135-170 | .794 | 44 | 72 | 116 | 1.7 | 159-3 | 109 | 84 | 1 | 79 | 901 | 13.3 |





#1 BLAKE FRANCIS (CONTINUED)

GAMELOGS

| Opponent | Date | GS | MIN | Total | | 3-Pointers | | Free throws | | Rebounds | | | | PF | A | T/O | BLK | STL | PTS | AVG |
|--------------------|----------|----------|---------------|---------------|-------------|--------------|-------------|--------------|-------------|----------|-----------|-----------|------------|-----------|-----------|-----------|----------|----------|------------|-------------|
| | | | | FG-FGA | PCT | 3FG-3FGA | PCT | FT-FTA | PCT | OFF | DEF | TOT | AVG | | | | | | | |
| Saint Francis (PA) | 11/08/19 | * | 30:12 | 5-14 | .357 | 3-5 | .600 | 1-2 | .500 | 3 | 1 | 4 | 4.0 | 2 | 1 | 2 | 0 | 1 | 14 | 14.0 |
| Vanderbilt | 11/14/19 | * | 33:08 | 9-17 | .529 | 3-9 | .333 | 3-4 | .750 | 0 | 4 | 4 | 4.0 | 4 | 1 | 3 | 0 | 0 | 24 | 19.0 |
| CSUN | 11/17/19 | * | 25:38 | 6-10 | .600 | 3-6 | .500 | 1-2 | .500 | 0 | 2 | 2 | 3.3 | 0 | 4 | 0 | 0 | 2 | 16 | 18.0 |
| McNeese | 11/22/19 | * | 26:34 | 6-14 | .429 | 3-8 | .375 | 5-5 | 1.000 | 0 | 0 | 0 | 2.5 | 1 | 3 | 2 | 0 | 3 | 20 | 18.5 |
| vs Wisconsin | 11/25/19 | * | 35:17 | 8-18 | .444 | 3-9 | .333 | 0-0 | .000 | 0 | 0 | 0 | 2.0 | 0 | 6 | 2 | 0 | 1 | 19 | 18.6 |
| vs Auburn | 11/26/19 | * | 35:06 | 3-14 | .214 | 0-6 | .000 | 1-2 | .500 | 1 | 1 | 2 | 2.0 | 2 | 1 | 3 | 0 | 1 | 7 | 16.7 |
| Boston College | 11/30/19 | * | 31:25 | 6-12 | .500 | 4-7 | .571 | 2-2 | 1.000 | 0 | 4 | 4 | 2.3 | 2 | 2 | 2 | 0 | 1 | 18 | 16.9 |
| at Hampton | 12/03/19 | * | 36:00 | 9-18 | .500 | 6-9 | .667 | 5-5 | 1.000 | 0 | 2 | 2 | 2.3 | 1 | 6 | 1 | 0 | 0 | 29 | 18.4 |
| Totals | | 8 | 253:20 | 52-117 | .444 | 25-59 | .424 | 18-22 | .818 | 4 | 14 | 18 | 2.3 | 12 | 24 | 15 | 0 | 9 | 147 | 18.4 |





#2 SOULEYMANE KOUREISSI
F | SO | 6'9" | 215
HARLEM, NY
IONA PREP

CAREER HIGHS

| Statistic | Value | |
|--------------|-------|---|
| Points | 10 | vs George Washington 02/09/19, vs Coppin St. 12/05/18 |
| Rebounds | 5 | vs George Washington 02/09/19 |
| Assists | 2 | vs Wake Forest 12/01/18 |
| Steals | 2 | vs Wisconsin 11/25/19 |
| Blocks | 2 | vs CSUN 11/17/19, vs Boston College 11/30/19 |
| FG Made | 3 | vs Coppin St. 12/05/18 |
| FG Attempts | 6 | vs Coppin St. 12/05/18 |
| 3FG Made | 2 | vs Coppin St. 12/05/18 |
| 3FG Attempts | 5 | vs Coppin St. 12/05/18 |
| FT Made | 5 | vs George Washington 02/09/19 |
| FT Attempts | 8 | vs George Washington 02/09/19 |

CAREER STATS

| | | | | | Field Goals | | 3-Point | | F-Throws | | Rebounds | | | | | | | | | | Scoring | |
|---------|------|-------|-----|------|-------------|------|---------|-------|----------|-------|----------|-----|-----|-----|-------|-----|----|-----|-----|-----|---------|--|
| SEASON | TEAM | GP-GS | MIN | AVG | FG-FGA | FG% | 3FG-FGA | 3FG% | FT-FTA | FT% | OFF | DEF | TOT | AVG | PF-FO | AST | TO | BLK | STL | PTS | AVG | |
| 2018-19 | UR | 26-0 | 169 | 6.5 | 20-39 | .513 | 4-16 | .250 | 15-26 | .577 | 6 | 20 | 26 | 1.0 | 26-0 | 5 | 6 | 0 | 4 | 59 | 2.3 | |
| 2019-20 | UR | 8-2 | 88 | 11.0 | 8-13 | .615 | 1-1 | 1.000 | 2-2 | 1.000 | 10 | 7 | 17 | 2.1 | 19-0 | 3 | 8 | 5 | 2 | 19 | 2.4 | |
| TOTAL | | 34-2 | 257 | 7.6 | 28-52 | .538 | 5-17 | .294 | 17-28 | .607 | 16 | 27 | 43 | 1.3 | 45-0 | 8 | 14 | 5 | 6 | 78 | 2.3 | |

SOPHOMORE (2019-20)

GAME-BY-GAME

12.3 at Hampton - Made his second career start ... Limited to 14 minutes by foul trouble ... **11.30 vs Boston College** - Made first career start, filling in for an injured Grant Golden in the starting lineup ... **11.25 vs Wisconsin** - Sealed Richmond win with offensive tip with 2 minutes remaining ... Played in front of approximately 30 family & friends ... **11.22 vs McNeese** - Made a three-pointer and registered an 'And-1' after an offensive rebound to finish with 6 points ... **11.17 vs CSUN** - First player off the bench ... Led Richmond's bench with 5 points

FRESHMAN (2018-19)

- Averaged 2.3 points and 1.0 rebounds in 26 games
- Shot 51.3 percent from the field, second best on the team and the best by a Spiders true freshman since 2012-13 (Terry Allen - 55.0 percent)
- Registered two double-digit scoring games, tied for eighth most on the team
- Signed with the Spiders on November 9, 2017 after choosing Richmond from a group of more than a dozen Division I offers, including Minnesota in the Big Ten and Seton Hall in the Big East ... First signee in Richmond's Class of 2018

HIGH SCHOOL

- Attended Iona Preparatory School in New Rochelle, N.Y., a member of New York's Catholic High Schools Athletics Association
- Scored a team-high 16.3 points per game while shooting 61 percent from the field as a senior ... Added 8.5 rebounds per game
- Led team to a share of league's regular-season title in 2018
- Named First Team All-Westchester/Putnam County
- Named Second Team All-CHSAA
- Rated as the No. 8 recruit in the state of New York by 247sports.com
- Born on June 27, 1999
- Name is pronounced SAHL-uh-mon ker-ESS-ee

GAMELOGS

| Opponent | Date | GS | MIN | Total | | 3-Pointers | | Free throws | | Rebounds | | | | PF | A | T/O | BLK | STL | PTS | AVG |
|--------------------|----------|----------|--------------|-------------|-------------|------------|--------------|-------------|--------------|-----------|----------|-----------|------------|-----------|----------|----------|----------|----------|-----------|------------|
| | | | | FG-FGA | PCT | 3FG-FGA | PCT | FT-FTA | PCT | OFF | DEF | TOT | AVG | | | | | | | |
| Saint Francis (PA) | 11/08/19 | | 06:44 | 0-0 | .000 | 0-0 | .000 | 0-0 | .000 | 0 | 1 | 1 | 1.0 | 2 | 0 | 0 | 0 | 0 | 0 | 0.0 |
| Vanderbilt | 11/14/19 | | 07:49 | 0-0 | .000 | 0-0 | .000 | 0-0 | .000 | 0 | 1 | 1 | 1.0 | 1 | 1 | 0 | 0 | 0 | 0 | 0.0 |
| CSUN | 11/17/19 | | 14:05 | 2-3 | .667 | 0-0 | .000 | 1-1 | 1.000 | 2 | 1 | 3 | 1.7 | 3 | 1 | 1 | 2 | 0 | 5 | 1.7 |
| McNeese | 11/22/19 | | 13:56 | 2-2 | 1.000 | 1-1 | 1.000 | 1-1 | 1.000 | 2 | 1 | 3 | 2.0 | 0 | 1 | 0 | 1 | 0 | 6 | 2.8 |
| vs Wisconsin | 11/25/19 | | 08:30 | 1-1 | 1.000 | 0-0 | .000 | 0-0 | .000 | 1 | 2 | 3 | 2.2 | 4 | 0 | 1 | 0 | 2 | 2 | 2.6 |
| vs Auburn | 11/26/19 | | 09:29 | 2-4 | .500 | 0-0 | .000 | 0-0 | .000 | 2 | 0 | 2 | 2.2 | 2 | 0 | 0 | 0 | 0 | 4 | 2.8 |
| Boston College | 11/30/19 | * | 13:33 | 1-2 | .500 | 0-0 | .000 | 0-0 | .000 | 0 | 1 | 1 | 2.0 | 3 | 0 | 4 | 2 | 0 | 2 | 2.7 |
| at Hampton | 12/03/19 | * | 14:00 | 0-1 | .000 | 0-0 | .000 | 0-0 | .000 | 3 | 0 | 3 | 2.1 | 4 | 0 | 2 | 0 | 0 | 0 | 2.4 |
| Totals | | 2 | 88:06 | 8-13 | .615 | 1-1 | 1.000 | 2-2 | 1.000 | 10 | 7 | 17 | 2.1 | 19 | 3 | 8 | 5 | 2 | 19 | 2.4 |





#3 TYLER BURTON
F | FR | 6'7" | 195
UXBRIDGE, MA
MARIANAPOLIS PREP (CT)

CAREER HIGHS

| Statistic | Value | |
|--------------|-------|--|
| Points | 7 | vs McNeese 11/22/19 |
| Rebounds | 5 | vs Boston College 11/30/19 |
| Assists | 2 | vs Saint Francis (PA) 11/08/19, vs CSUN 11/17/19 |
| Steals | 4 | vs Boston College 11/30/19 |
| Blocks | 3 | vs Saint Francis (PA) 11/08/19 |
| FG Made | 3 | vs McNeese 11/22/19 |
| FG Attempts | 5 | vs Boston College 11/30/19, at Hampton 12/03/19 |
| 3FG Made | 1 | vs McNeese 11/22/19 |
| 3FG Attempts | 3 | vs CSUN 11/17/19 |
| FT Made | 2 | vs CSUN 11/17/19, vs Boston College 11/30/19 |
| FT Attempts | 2 | vs CSUN 11/17/19, vs Boston College 11/30/19 |

CAREER STATS

| | | | | Field Goals | | 3-Point | | F-Throws | | Rebounds | | | | | | | | Scoring | | |
|---------|------|-------|----------|-------------|------|---------|------|----------|-------|----------|-----|-----|-----|-------|-----|----|-----|---------|-----|-----|
| SEASON | TEAM | GP-GS | MIN/AVG | FG-FGA | FG% | 3FG-FGA | 3FG% | FT-FTA | FT% | OFF | DEF | TOT | AVG | PF-FO | AST | TO | BLK | STL | PTS | AVG |
| 2019-20 | UR | 8-1 | 125/15.7 | 9-26 | .346 | 1-9 | .111 | 4-4 | 1.000 | 7 | 16 | 23 | 2.9 | 18-1 | 6 | 10 | 5 | 6 | 23 | 2.9 |
| TOTAL | | 8-1 | 125/15.7 | 9-26 | .346 | 1-9 | .111 | 4-4 | 1.000 | 7 | 16 | 23 | 2.9 | 18-1 | 6 | 10 | 5 | 6 | 23 | 2.9 |

FRESHMAN (2019-20)

GAME-BY-GAME

12/3 at Hampton - Made his first career start, filling in for an injured Nathan Cayo ... Played a career-high 28 minutes ... **11/30 vs Boston College** - Played a career-high 23 minutes, registering 5 rebounds (career high) and 4 steals (career high) ... Started game-deciding 23-2 run in 2nd half with slam dunk off a baseline cut ... **11/26 vs Auburn** - Fouled out with 6 minutes remaining in the second half ... **11/22 vs McNeese** - Led Richmond's bench with 7 points ... **11/8 vs Saint Francis** - First man off the bench in his Spiders debut ... First career points came on a back-door cut and slam with 5:09 remaining in 1st half ... Stole pass at halfcourt and scored on breakaway dunk with 56 seconds left in regulation, the key play as Richmond erased 10-point deficit over final 1:41 of regulation

HIGH SCHOOL

- Signed with the Spiders on November 14, 2018 ... Received offers from several other Atlantic 10 schools, including Rhode Island and St. Bonaventure
- Two-time All-State selection at Marianapolis Prep in Thompson, Ct.
- Team captain
- Named Class B Player of the Year by the New England Preparatory School Athletic Council (NEPSAC) following his junior and senior seasons
- Averaged 20 points and 11 rebounds as a junior and 18 points and 11 rebounds as a senior
- Rated as a top-10 Class of 2019 recruit in the state of Connecticut and a top-30 recruit in New England

PERSONAL

- Son of Quinton and Lynne
- Father Quinton played basketball at Providence, leading the Friars to the NCAA Tournament in 1989 and 1990 ... He averaged over 11 points per game as a senior ... He was also recruited by Richmond and took two official visits: to Richmond and to Providence
- Born on February 11, 2000

GAMELOGS

| Opponent | Date | GS | MIN | Total | | 3-Pointers | | Free throws | | Rebounds | | | | | | | | | | |
|--------------------|----------|----|--------|--------|------|------------|------|-------------|-------|----------|-----|-----|-----|----|---|-----|-----|-----|-----|-----|
| | | | | FG-FGA | PCT | 3FG-3FGA | PCT | FT-FTA | PCT | OFF | DEF | TOT | AVG | PF | A | T/O | BLK | STL | PTS | AVG |
| Saint Francis (PA) | 11/08/19 | | 15:33 | 2-3 | .667 | 0-1 | .000 | 0-0 | .000 | 2 | 2 | 4 | 4.0 | 1 | 2 | 0 | 3 | 1 | 4 | 4.0 |
| Vanderbilt | 11/14/19 | | 06:38 | 0-1 | .000 | 0-0 | .000 | 0-0 | .000 | 0 | 1 | 1 | 2.5 | 2 | 0 | 1 | 1 | 0 | 0 | 2.0 |
| CSUN | 11/17/19 | | 16:08 | 1-4 | .250 | 0-3 | .000 | 2-2 | 1.000 | 2 | 2 | 4 | 3.0 | 2 | 2 | 0 | 0 | 0 | 4 | 2.7 |
| McNeese | 11/22/19 | | 17:59 | 3-4 | .750 | 1-2 | .500 | 0-0 | .000 | 1 | 1 | 2 | 2.8 | 3 | 0 | 5 | 0 | 0 | 7 | 3.8 |
| vs Wisconsin | 11/25/19 | | 08:25 | 0-2 | .000 | 0-1 | .000 | 0-0 | .000 | 0 | 4 | 4 | 3.0 | 0 | 0 | 1 | 0 | 0 | 0 | 3.0 |
| vs Auburn | 11/26/19 | | 09:58 | 1-2 | .500 | 0-1 | .000 | 0-0 | .000 | 0 | 0 | 0 | 2.5 | 5 | 0 | 0 | 0 | 1 | 2 | 2.8 |
| Boston College | 11/30/19 | | 22:34 | 1-5 | .200 | 0-1 | .000 | 2-2 | 1.000 | 1 | 4 | 5 | 2.9 | 1 | 1 | 1 | 0 | 4 | 4 | 3.0 |
| at Hampton | 12/03/19 | * | 28:00 | 1-5 | .200 | 0-0 | .000 | 0-0 | .000 | 1 | 2 | 3 | 2.9 | 4 | 1 | 2 | 1 | 0 | 2 | 2.9 |
| Totals | | 1 | 125:15 | 9-26 | .346 | 1-9 | .111 | 4-4 | 1.000 | 7 | 16 | 23 | 2.9 | 18 | 6 | 10 | 5 | 6 | 23 | 2.9 |





#4 NATHAN CAYO
F | JR | 6'7" | 225
MONTREAL, QUEBEC
COLLEGE JEAN DE BREBEUF

CAREER HIGHS

| Statistic | Value | |
|--------------|-------|--|
| Points | 23 | vs Hampton 11/25/18, vs Duquesne 01/16/19 |
| Rebounds | 8 | vs Oral Roberts 12/15/18, at Davidson 01/19/19, vs Vanderbilt 11/14/19 |
| Assists | 5 | at La Salle 02/23/19 |
| Steals | 3 | vs Fordham 02/20/19 |
| Blocks | 4 | vs IUPUI 11/16/18, vs La Salle 02/02/19 |
| FG Made | 9 | 4 times |
| FG Attempts | 15 | vs Fordham 03/13/19 |
| 3FG Made | 1 | vs Hampton 11/25/18, at Saint Joseph's 01/23/19 |
| 3FG Attempts | 2 | at Fordham 01/03/18 |
| FT Made | 10 | at VCU 02/13/19 |
| FT Attempts | 19 | at VCU 02/13/19 |

CAREER STATS

| | | | | Field Goals | | 3-Point | | F-Throws | | Rebounds | | | | | | | | | | | | Scoring | |
|---------|------|-------|-----------|-------------|------|---------|------|----------|------|----------|-----|-----|-----|-------|-----|----|-----|-----|-----|------|--|---------|--|
| SEASON | TEAM | GP-GS | MIN/AVG | FG-FGA | FG% | 3FG-FGA | 3FG% | FT-FTA | FT% | OFF | DEF | TOT | AVG | PF-FO | AST | TO | BLK | STL | PTS | AVG | | | |
| 2017-18 | UR | 32-2 | 405/12.7 | 29-66 | .439 | 0-10 | .000 | 16-27 | .593 | 20 | 35 | 55 | 1.7 | 58-0 | 12 | 17 | 12 | 11 | 74 | 2.3 | | | |
| 2018-19 | UR | 33-33 | 1035/31.4 | 167-279 | .599 | 2-4 | .500 | 90-156 | .577 | 44 | 93 | 137 | 4.2 | 81-1 | 58 | 51 | 28 | 27 | 426 | 12.9 | | | |
| 2019-20 | UR | 7-7 | 183/26.2 | 25-40 | .625 | 0-0 | .000 | 14-15 | .933 | 7 | 23 | 30 | 4.3 | 16-0 | 9 | 4 | 5 | 4 | 64 | 9.1 | | | |
| TOTAL | | 72-42 | 1623/22.5 | 221-385 | .574 | 2-14 | .143 | 120-198 | .606 | 71 | 151 | 222 | 3.1 | 155-1 | 79 | 72 | 45 | 42 | 564 | 7.8 | | | |

JUNIOR (2019-20)

GAME-BY-GAME

12/3 at Hampton - Did not play due to a sprained right ankle ... First missed game of Spiders career, snapping streaks of 72 straight games and 40 straight starts ... **11/30 vs Boston College** - Scored game-high 9 points in 1st half ... Rolled right ankle with 1:04 remaining in 1st half ... Returned to game in 2nd half but did not score another point or attempt another shot ... **11/14 vs Vanderbilt** - Scored 20 points and added a team-high 8 rebounds ... Recorded a game-high 6 offensive rebounds, 1 shy of his career high ... **11/8 vs Saint Francis** - Scored Richmond's first points of the season on a two-handed dunk after a pass from Grant Golden on UR's first possession ... Made game-winning FG with 55 seconds left in OT, scoring on a layup after a pass from Blake Francis

SOPHOMORE (2018-19)

- Averaged 12.9 points and 4.2 rebounds per game, finishing third on the team in both scoring and rebounding
- Led team with 59.9 field goal percentage, the third-highest in the A-10, 23rd highest in Division I and fourth-highest in a season in school history
- Started all 33 games, one of three Spiders to start every game
- Registered greatest increase in scoring average of any player in A-10 (2.3 in 2017-18 to 12.9 in 2018-19)
- Increased scoring average by 10.6 points per game from his freshman year, the biggest increase by a Spiders sophomore since 1975 (Kevin Eastman)

FRESHMAN (2017-18)

- Averaged 2.3 points and 1.7 rebounds while playing 12.7 minutes per game, seventh on the team
- Appeared in all 32 games with two starts
- Became third Spider freshman to start when he made his first career start vs George Mason on February 3, making 2017-18 the first season since 2006-07 that three different freshmen started for Richmond

HIGH SCHOOL

- 1st-team all-league selection as a senior ... led team to 3rd-place finish in provincial championship
- Averaged 19.6 points and 9.3 rebounds per game as a junior
- Performed over 200 hours of community service

PERSONAL

- Son of Wilner Cayo and Beraca Loyer
- Has an older brother Ben and a younger brother Samuel
- Born on Oct. 27, 1997
- Last name is pronounced KAY-oh

GAMELOGS

| Opponent | Date | GS | MIN | Total | | 3-Pointers | | Free throws | | Rebounds | | | | | | | | | | | |
|--------------------|----------|----|--------|--------|------|------------|------|-------------|-------|----------|-----|-----|-----|----|---|-----|-----|-----|-----|------|--|
| | | | | FG-FGA | PCT | 3FG-3FGA | PCT | FT-FTA | PCT | OFF | DEF | TOT | AVG | PF | A | T/O | BLK | STL | PTS | AVG | |
| Saint Francis (PA) | 11/08/19 | * | 23:27 | 4-7 | .571 | 0-0 | .000 | 1-1 | 1.000 | 0 | 3 | 3 | 3.0 | 4 | 1 | 1 | 1 | 0 | 9 | 9.0 | |
| Vanderbilt | 11/14/19 | * | 34:18 | 6-9 | .667 | 0-0 | .000 | 8-9 | .889 | 6 | 2 | 8 | 5.5 | 2 | 2 | 0 | 0 | 1 | 20 | 14.5 | |
| CSUN | 11/17/19 | * | 19:51 | 2-4 | .500 | 0-0 | .000 | 0-0 | .000 | 1 | 0 | 1 | 4.0 | 1 | 2 | 0 | 0 | 1 | 4 | 11.0 | |
| McNeese | 11/22/19 | * | 23:51 | 2-3 | .667 | 0-0 | .000 | 0-0 | .000 | 0 | 6 | 6 | 4.5 | 2 | 3 | 1 | 2 | 1 | 4 | 9.3 | |
| vs Wisconsin | 11/25/19 | * | 25:07 | 5-6 | .833 | 0-0 | .000 | 0-0 | .000 | 0 | 2 | 2 | 4.0 | 3 | 0 | 0 | 1 | 1 | 10 | 9.4 | |
| vs Auburn | 11/26/19 | * | 31:28 | 2-5 | .400 | 0-0 | .000 | 4-4 | 1.000 | 0 | 6 | 6 | 4.3 | 2 | 0 | 1 | 1 | 0 | 8 | 9.2 | |
| Boston College | 11/30/19 | * | 25:09 | 4-6 | .667 | 0-0 | .000 | 1-1 | 1.000 | 0 | 4 | 4 | 4.3 | 2 | 1 | 1 | 0 | 0 | 9 | 9.1 | |
| Totals | | 7 | 183:11 | 25-40 | .625 | 0-0 | .000 | 14-15 | .933 | 7 | 23 | 30 | 4.3 | 16 | 9 | 4 | 5 | 4 | 64 | 9.1 | |





#5 NICK SHEROD
G | R-JR | 6'4" | 230
RICHMOND, VA
ST. CHRISTOPHER'S

CAREER HIGHS

| Statistic | Value | |
|--------------|-------|--|
| Points | 32 | vs George Mason 02/03/18 |
| Rebounds | 14 | at Davidson 01/28/18 |
| Assists | 7 | vs Wyoming 11/21/18 |
| Steals | 4 | vs St. Francis Brooklyn 11/14/18 |
| Blocks | 2 | at Duquesne 01/24/18 |
| FG Made | 10 | at Duquesne 01/24/18, vs George Mason 02/03/18 |
| FG Attempts | 21 | vs George Mason 02/03/18 |
| 3FG Made | 7 | vs CSUN 11/17/19 |
| 3FG Attempts | 12 | vs Saint Francis (PA) 11/08/19 |
| FT Made | 10 | vs George Mason 02/03/18 |
| FT Attempts | 11 | vs George Mason 02/03/18 |

CAREER STATS

| | | | | Field Goals | | 3-Point | | F-Throws | | Rebounds | | | | | | | | | | | Scoring | |
|---------|------|-------|-----------|-------------|------|---------|------|----------|------|----------|-----|-----|-----|-------|-----|----|-----|-----|-----|------|---------|--|
| SEASON | TEAM | GP-GS | MIN/AVG | FG-FGA | FG% | 3FG-FGA | 3FG% | FT-FTA | FT% | OFF | DEF | TOT | AVG | PF-FO | AST | TO | BLK | STL | PTS | AVG | | |
| 2016-17 | UR | 35-18 | 754/21.5 | 102-223 | .457 | 39-117 | .333 | 22-26 | .846 | 12 | 71 | 83 | 2.4 | 58-0 | 31 | 16 | 1 | 19 | 265 | 7.6 | | |
| 2017-18 | UR | 32-32 | 1008/31.5 | 165-343 | .481 | 61-156 | .391 | 65-81 | .802 | 31 | 128 | 159 | 5.0 | 58-0 | 45 | 36 | 4 | 31 | 456 | 14.3 | | |
| 2018-19 | UR | 6-6 | 193/32.2 | 29-60 | .483 | 9-24 | .375 | 9-14 | .643 | 4 | 27 | 31 | 5.2 | 7-0 | 17 | 13 | 0 | 8 | 76 | 12.7 | | |
| 2019-20 | UR | 8-8 | 262/32.8 | 43-95 | .453 | 27-59 | .458 | 8-10 | .800 | 4 | 35 | 39 | 4.9 | 13-0 | 18 | 11 | 2 | 6 | 121 | 15.1 | | |
| TOTAL | | 81-64 | 2217/27.4 | 339-721 | .470 | 136-356 | .382 | 104-131 | .794 | 51 | 261 | 312 | 3.9 | 136-0 | 111 | 76 | 7 | 64 | 918 | 11.3 | | |

REDSHIRT JUNIOR (2019-20)

GAME-BY-GAME

12/3 at Hampton - Led Richmond with 9 rebounds and added 16 points ... **11/17 vs CSUN** - Scored a game-high 25 points ... Made a career-high 7 three-pointers, one shy of the school record ... Played 22 minutes, fewest of any Spider to score at least 25 points in the last 10 years ... **11/14 vs Vanderbilt** - Hit 3-pointer from top of key with 1:14 in OT to give Richmond a 1-point lead ... Scored 5 points in game's final 75 seconds in UR's 1-point win ... **11/11** - Named A-10 Co-Player of the Week, sharing the award with Dayton's Obi Toppin ... **11/8 vs Saint Francis** - Scored a team-high 27 points, tied for team-high with 8 rebounds ... Hit career-high 6 three-pointers on a career-high 12 three-point attempts ... Scored 7 points in final 3 minutes of regulation as UR erased a 12-point deficit

JUNIOR (2018-19)

- Missed final 27 games of season after tearing left ACL in first half vs Hampton on November 25
- Injury snapped a streak of 54 straight starts and 73 games played
- Averaged 12.7 points (fourth on team) and 5.2 rebounds (second on team) in six games

SOPHOMORE (2017-18)

- Averaged 14.3 points (second on team) and 5.0 rebounds (third on team) while starting all 32 games
- Increased scoring average every month, from 9.7 points in November to 12.0 in December to 13.1 in January to 19.2 in February/March
- Led team with 17.6 points per game in A-10 play (12th in conference)
- One of two players to score 17 points per game and shoot 52 percent from the field in A-10 play (Justin Tillman, VCU)
- Made team-high 39.1 percent of his three-point attempts
- Named A-10 Player of the Week on January 29 (first Spiders freshman or sophomore to win award since Kevin Anderson in 2009)

FRESHMAN (2016-17)

- Averaged 7.6 points (fifth on team) and 2.4 rebounds (fifth on team) per game
- Made 22 of 26 free throws ... lead team in FT pct (.846) and ranked sixth in A-10 among players with at least 25 FTA
- Appeared in 35 games with 18 starts ... made first career start in season-opener vs VMI

HIGH SCHOOL

- All-Metro Player of the Year in 2015-16
- All-Metro First Team (14-15, 15-16)
- VISAA All-State First Team (14-15, 15-16)
- 2,815 career points on varsity (most in Virginia High School history)
- Led St. Christopher's to school-record 24 wins and regular season title in 15-16
- Averaged 25.6 points per game to lead the region in 15-16
- Also tallied 10.6 RPG, 3.1 APG and 2.4 SPG in 15-16
- Led AAU team (Team Loaded) to 2015 adidas Uprising Summer Championship in Las Vegas

PERSONAL

- Father, E.J., played basketball at Old Dominion and grandfather, Edmund, had a Hall of Fame basketball career at VCU before playing with the New York Knicks
- Interested in studying journalism and sports broadcasting
- Born on Oct. 16, 1997
- Last name is pronounced "sure-ROD"

GAMELOGS

| Opponent | Date | GS | MIN | Total | | 3-Pointers | | Free throws | | Rebounds | | | | PF | A | T/O | BLK | STL | PTS | AVG |
|--------------------|----------|----|----------|---------------|-------------|--------------|-------------|-------------|-------------|----------|-----------|-----------|------------|-----------|-----------|-----------|----------|----------|------------|-------------|
| | | | | FG-FGA | PCT | 3FG-3FGA | PCT | FT-FTA | PCT | OFF | DEF | TOT | AVG | | | | | | | |
| Saint Francis (PA) | 11/08/19 | * | 36:40 | 9-17 | .529 | 6-12 | .500 | 3-4 | .750 | 1 | 7 | 8 | 8.0 | 2 | 1 | 2 | 0 | 0 | 27 | 27.0 |
| Vanderbilt | 11/14/19 | * | 37:44 | 5-13 | .385 | 2-7 | .286 | 2-2 | 1.000 | 1 | 4 | 5 | 6.5 | 3 | 3 | 1 | 0 | 2 | 14 | 20.5 |
| CSUN | 11/17/19 | * | 22:36 | 9-14 | .643 | 7-9 | .778 | 0-0 | .000 | 0 | 2 | 2 | 5.0 | 2 | 1 | 1 | 1 | 0 | 25 | 22.0 |
| McNeese | 11/22/19 | * | 29:26 | 6-10 | .600 | 5-8 | .625 | 0-0 | .000 | 0 | 4 | 4 | 4.8 | 0 | 5 | 1 | 1 | 1 | 17 | 20.8 |
| vs Wisconsin | 11/25/19 | * | 34:22 | 3-9 | .333 | 2-4 | .500 | 0-0 | .000 | 0 | 4 | 4 | 4.6 | 2 | 0 | 1 | 0 | 1 | 8 | 18.2 |
| vs Auburn | 11/26/19 | * | 35:02 | 5-13 | .385 | 2-7 | .286 | 0-0 | .000 | 0 | 4 | 4 | 4.5 | 2 | 1 | 2 | 0 | 0 | 12 | 17.2 |
| Boston College | 11/30/19 | * | 29:30 | 1-9 | .111 | 0-5 | .000 | 0-0 | .000 | 1 | 2 | 3 | 4.3 | 1 | 5 | 3 | 0 | 1 | 2 | 15.0 |
| at Hampton | 12/03/19 | * | 37:00 | 5-10 | .500 | 3-7 | .429 | 3-4 | .750 | 1 | 8 | 9 | 4.9 | 1 | 2 | 0 | 0 | 1 | 16 | 15.1 |
| Totals | | | 8 | 262:20 | .453 | 27-59 | .458 | 8-10 | .800 | 4 | 35 | 39 | 4.9 | 13 | 18 | 11 | 2 | 6 | 121 | 15.1 |





#11 JAKE WOJCIK
G | SO | 6'4" | 190
SAN JOSE, CA
BELLARMINE PREP

CAREER HIGHS

| Statistic | Value | |
|--------------|-------|--|
| Points | 22 | at South Alabama 12/29/18 |
| Rebounds | 8 | vs St. Francis Brooklyn 11/14/18, at South Alabama 12/29/18, at George Washington 01/12/19 |
| Assists | 5 | vs St. Francis Brooklyn 11/14/18 |
| Steals | 5 | vs St. Francis Brooklyn 11/14/18 |
| Blocks | 1 | 6 times |
| FG Made | 7 | at Georgetown 11/28/18 |
| FG Attempts | 15 | at Georgetown 11/28/18 |
| 3FG Made | 6 | at Georgetown 11/28/18 |
| 3FG Attempts | 11 | at Georgetown 11/28/18, vs Oral Roberts 12/15/18, at Dayton 01/06/19 |
| FT Made | 5 | at South Alabama 12/29/18 |
| FT Attempts | 6 | at South Alabama 12/29/18 |

CAREER STATS

| | | | Field Goals | | 3-Point | | F-Throws | | Rebounds | | | | | | | | | | | Scoring | |
|---------|------|-------|-------------|--------|---------|---------|----------|--------|----------|-----|-----|-----|-----|-------|-----|----|-----|-----|-----|---------|--|
| SEASON | TEAM | GP-GS | MIN/AVG | FG-FGA | FG% | 3FG-FGA | 3FG% | FT-FTA | FT% | OFF | DEF | TOT | AVG | PF-FO | AST | TO | BLK | STL | PTS | AVG | |
| 2018-19 | UR | 33-33 | 989/30.0 | 78-221 | .353 | 65-179 | .363 | 32-39 | .821 | 17 | 97 | 114 | 3.5 | 77-0 | 48 | 24 | 6 | 40 | 253 | 7.7 | |
| 2019-20 | UR | 8-0 | 87/10.9 | 3-14 | .214 | 2-11 | .182 | 1-2 | .500 | 3 | 15 | 18 | 2.3 | 5-0 | 5 | 3 | 0 | 1 | 9 | 1.1 | |
| TOTAL | | 41-33 | 1077/26.3 | 81-235 | .345 | 67-190 | .353 | 33-41 | .805 | 20 | 112 | 132 | 3.2 | 82-0 | 53 | 27 | 6 | 41 | 262 | 6.4 | |

FRESHMAN (2018-19)

- Averaged 7.7 points (fifth on team) and 3.5 rebounds (fourth on team) in 33 games
- 33 starts are second most by freshman in school history behind Alonzo Nelson-Ododa (34 in 2012-13)
- 65 three-pointers ranked second most by freshman in school history (Kendall Anthony - 68 in 2011-12), third among A-10 freshmen and ninth overall in the Atlantic 10
- Shot 36.3 percent from three-point range (65-179), tied for sixth in A-10 (minimum 100 three-point FG attempts)
- Ranked fourth in A-10 in fewest turnovers per 40 minutes (1.0)
- Named A-10 Co-Rookie of the Week on December 31 with Dayton's Obi Toppin after recording 22 points and eight rebounds in a win at South Alabama
- Signed with the Spiders on May 2, 2018 ... Originally committed to Siena but was released from his letter of intent when the program changed coaches in April

HIGH SCHOOL

- Two-time West Coast Athletic League Player of the Year at Bellarmine College Prep in San Jose, Calif.
- Scored 17 points per game as a senior while leading Bellarmine to second straight league title
- Honorable Mention All-State selection following his senior season
- First Team All-Metro (San Francisco Chronicle) and All-Area (Bay Area News Group)
- Team lost just one league game in his final two high school seasons
- Rated as the No. 44 recruit in the state of California by 247sports.com

PERSONAL

- Son of Dave and Heather
- Father Dave was head coach at San Jose State from 2013-17 and has 19 seasons of college coaching experience ... Also played collegiately at Loyola (Md.)
- Uncle Doug Wojcik is a former head coach at Tulsa (2005-12) and College of Charleston (2012-14) ... Three-year starter at Navy who set school record for assists (714) while playing with future Hall-of-Famer David Robinson
- Born on Sept. 28, 1999
- Last name is pronounced "WOJ-ick"

GAMELOGS

| Opponent | Date | GS | MIN | Total | | 3-Pointers | | Free throws | | Rebounds | | | | | | | | | | |
|--------------------|----------|----------|--------------|-------------|-------------|-------------|-------------|-------------|-------------|----------|-----------|-----------|------------|----------|----------|----------|----------|----------|----------|------------|
| | | | | FG-FGA | PCT | 3FG-3FGA | PCT | FT-FTA | PCT | OFF | DEF | TOT | AVG | PF | A | T/O | BLK | STL | PTS | AVG |
| Saint Francis (PA) | 11/08/19 | | 13:27 | 2-2 | 1.000 | 2-2 | 1.000 | 1-2 | .500 | 0 | 0 | 0 | 0.0 | 0 | 1 | 0 | 0 | 1 | 7 | 7.0 |
| Vanderbilt | 11/14/19 | | 10:25 | 0-3 | .000 | 0-3 | .000 | 0-0 | .000 | 0 | 1 | 1 | 0.5 | 0 | 2 | 0 | 0 | 0 | 0 | 3.5 |
| CSUN | 11/17/19 | | 21:47 | 0-3 | .000 | 0-3 | .000 | 0-0 | .000 | 0 | 5 | 5 | 2.0 | 2 | 1 | 3 | 0 | 0 | 0 | 2.3 |
| McNeese | 11/22/19 | | 08:50 | 0-1 | .000 | 0-1 | .000 | 0-0 | .000 | 0 | 2 | 2 | 2.0 | 2 | 0 | 0 | 0 | 0 | 0 | 1.8 |
| vs Wisconsin | 11/25/19 | | 05:08 | 0-0 | .000 | 0-0 | .000 | 0-0 | .000 | 0 | 1 | 1 | 1.8 | 0 | 0 | 0 | 0 | 0 | 0 | 1.4 |
| vs Auburn | 11/26/19 | | 03:50 | 1-1 | 1.000 | 0-0 | .000 | 0-0 | .000 | 0 | 1 | 1 | 1.7 | 0 | 0 | 0 | 0 | 0 | 2 | 1.5 |
| Boston College | 11/30/19 | | 07:45 | 0-1 | .000 | 0-0 | .000 | 0-0 | .000 | 0 | 2 | 2 | 1.7 | 1 | 1 | 0 | 0 | 0 | 0 | 1.3 |
| at Hampton | 12/03/19 | | 16:00 | 0-3 | .000 | 0-2 | .000 | 0-0 | .000 | 3 | 3 | 6 | 2.3 | 0 | 0 | 0 | 0 | 0 | 0 | 1.1 |
| Totals | | 0 | 87:12 | 3-14 | .214 | 2-11 | .182 | 1-2 | .500 | 3 | 15 | 18 | 2.3 | 5 | 5 | 3 | 0 | 1 | 9 | 1.1 |





#13 CONNOR CRABTREE
G | SO | 6'6" | 190
HILLSBOROUGH, NC
HARGRAVE MILITARY (VA)/TULANE

CAREER HIGHS

| Statistic | Value | |
|--------------|-------|--|
| Points | 23 | vs East Carolina 02/23/19 |
| Rebounds | 6 | at East Carolina 01/31/19 |
| Assists | 3 | 4 times |
| Steals | 5 | vs Towson 12/21/18 |
| Blocks | 2 | at Memphis 02/20/19, vs UCF 01/23/19 |
| FG Made | 8 | vs East Carolina 02/23/19 |
| FG Attempts | 13 | vs East Carolina 02/23/19 |
| 3FG Made | 4 | vs East Carolina 02/23/19, at Wichita St. 02/09/19 |
| 3FG Attempts | 6 | vs East Carolina 02/23/19, vs Coastal Carolina 11/13/18, vs Alabama A&M 12/22/18 |
| FT Made | 6 | vs South Fla. 03/06/19 |
| FT Attempts | 7 | vs South Fla. 03/06/19 |

CAREER STATS

| SEASON | TEAM | GP-GS | MIN/AVG | FG-FGA | FG% | 3FG-FGA | 3FG% | FT-FTA | FT% | OFF | DEF | TOT | AVG | PF-FO | AST | TO | BLK | STL | PTS | AVG |
|---------------------|--------------|-----------------|---------------|-------------|--------------|-------------|--------------|-------------|-----------|-----------|-----------|------------|-------------|-----------|-----------|----------|-----------|------------|------------|------------|
| 2018-19 | Tulane | 29-15 | 614/21.2 | 63-148 | .426 | 28-78 | .359 | 53-66 | .803 | 13 | 45 | 58 | 2.0 | 51-2 | 32 | 36 | 6 | 19 | 207 | 7.1 |
| TOTAL FOR UR | 0-0 | 0/0.0 | 0-0 | .000 | 0-0 | .000 | 0-0 | .000 | 0 | 0 | 0 | 0.0 | 0-0 | 0 | 0 | 0 | 0 | 0 | 0.0 | 0.0 |
| TOTAL | 29-15 | 614/21.2 | 63-148 | .426 | 28-78 | .359 | 53-66 | .803 | 13 | 45 | 58 | 2.0 | 51-2 | 32 | 36 | 6 | 19 | 207 | 7.1 | |

Signed with the Spiders on May 17, 2019 after transferring from Tulane. Per NCAA regulations, he will sit out the 2019-20 season and then have three seasons of eligibility remaining.

FRESHMAN (2018-19 • TULANE)

- Averaged 7.1 points per game while appearing in 30 games with 15 starts
- Started 15 of Tulane's final 16 games of the season
- Sixth-highest scoring freshman in American Athletic Conference
- Averaged 11.1 points per game while shooting 50 percent from the field (33-66) over the final 10 games of the season
- Led Tulane in 3-pt FG pct (36.7) and FT pct (80.3)
- Tulane's leading scorer in three games, including a career-high 23 points vs East Carolina on February 23

HIGH SCHOOL

- Completed a post-graduate season at Hargrave Military Academy in Chatham, Va. in 2017-18, averaging 21.4 points per game for the Tigers
- Graduated from Orange High School in Hillsborough, N.C. ... Averaged 26 points per game as a senior and earned AP All-State honors

PERSONAL

- Son of Keith and Carol
- Played for Winchester Stars AAU program in Winchester, Va., the same program as current teammate Grant Golden (the two were never teammates)





#15 MATT GRACE
F | SO | 6'9" | 230
HAMILTON, ONTARIO
TRC ACADEMY

CAREER HIGHS

| Statistic | Value | |
|--------------|-------|--|
| Points | 7 | at Hampton 12/03/19 |
| Rebounds | 3 | 4 times |
| Assists | 4 | vs Coppin St. 12/05/18 |
| Steals | 1 | 5 times |
| Blocks | 2 | vs High Point 12/22/18 |
| FG Made | 2 | 5 times |
| FG Attempts | 3 | 4 times |
| 3FG Made | 2 | vs Fordham 02/20/19, at Hampton 12/03/19 |
| 3FG Attempts | 2 | 4 times |
| FT Made | 1 | at Hampton 12/03/19 |
| FT Attempts | 2 | at Hampton 12/03/19 |

CAREER STATS

| | | | | Field Goals | | 3-Point | | F-Throws | | Rebounds | | | | | | | | Scoring | | |
|---------|------|-------|---------|-------------|------|---------|------|----------|------|----------|-----|-----|-----|-------|-----|----|-----|---------|-----|-----|
| SEASON | TEAM | GP-GS | MIN/AVG | FG-FGA | FG% | 3FG-FGA | 3FG% | FT-FTA | FT% | OFF | DEF | TOT | AVG | PF-FO | AST | TO | BLK | STL | PTS | AVG |
| 2018-19 | UR | 31-0 | 232/7.5 | 16-34 | .471 | 6-17 | .353 | 0-3 | .000 | 9 | 23 | 32 | 1.0 | 29-0 | 16 | 6 | 6 | 4 | 38 | 1.2 |
| 2019-20 | UR | 7-0 | 53/7.5 | 2-7 | .286 | 2-3 | .667 | 1-2 | .500 | 4 | 6 | 10 | 1.4 | 11-0 | 4 | 4 | 0 | 1 | 7 | 1.0 |
| TOTAL | | 38-0 | 285/7.5 | 18-41 | .439 | 8-20 | .400 | 1-5 | .200 | 13 | 29 | 42 | 1.1 | 40-0 | 20 | 10 | 6 | 5 | 45 | 1.2 |

SOPHOMORE (2019-20)

GAME-BY-GAME

12/3 at Hampton - Scored a career-high 7 points on a pair of three-pointers and a free throw ... Matched a career high with 3 rebounds ... Played a season-high 13 minutes

FRESHMAN (2018-19)

- Averaged 1.2 points and 1.0 rebound in 31 games ... Played 233 minutes, eighth most on the team
- Led team in assist-to-turnover ratio among those with multiple assists (2.67)
- Signed with the Spiders on May 7

HIGH SCHOOL

- Graduated from The RISE Centre Academy in Brantford, Ontario
- Led team to league championship in Ontario Scholastic Basketball Association as a senior
- Averaged 10 points and seven rebounds in three tournament games
- Academic All-League selection as a junior in 2017
- One of four members of TRC Academy's Class of 2018 to sign with a Division I basketball program

PERSONAL

- Born on Feb. 5, 1999

GAMELOGS

| Opponent | Date | GS | MIN | Total | | 3-Pointers | | Free throws | | Rebounds | | | | PF | A | T/O | BLK | STL | PTS | AVG |
|--------------------|----------|----------|--------------|------------|-------------|------------|-------------|-------------|-------------|----------|----------|-----------|------------|-----------|----------|----------|----------|----------|----------|------------|
| | | | | FG-FGA | PCT | 3FG-3FGA | PCT | FT-FTA | PCT | OFF | DEF | TOT | AVG | | | | | | | |
| Saint Francis (PA) | 11/08/19 | | 06:51 | 0-0 | .000 | 0-0 | .000 | 0-0 | .000 | 1 | 1 | 2 | 2.0 | 2 | 1 | 1 | 0 | 0 | 0 | 0.0 |
| CSUN | 11/17/19 | | 11:42 | 0-2 | .000 | 0-0 | .000 | 0-0 | .000 | 2 | 0 | 2 | 2.0 | 3 | 0 | 1 | 0 | 0 | 0 | 0.0 |
| McNeese | 11/22/19 | | 06:24 | 0-0 | .000 | 0-0 | .000 | 0-0 | .000 | 0 | 1 | 1 | 1.7 | 2 | 1 | 0 | 0 | 0 | 0 | 0.0 |
| vs Wisconsin | 11/25/19 | | 04:31 | 0-0 | .000 | 0-0 | .000 | 0-0 | .000 | 0 | 0 | 0 | 1.3 | 1 | 0 | 0 | 0 | 0 | 0 | 0.0 |
| vs Auburn | 11/26/19 | | 01:44 | 0-0 | .000 | 0-0 | .000 | 0-0 | .000 | 0 | 0 | 0 | 1.0 | 2 | 0 | 1 | 0 | 0 | 0 | 0.0 |
| Boston College | 11/30/19 | | 08:32 | 0-2 | .000 | 0-1 | .000 | 0-0 | .000 | 0 | 2 | 2 | 1.2 | 0 | 1 | 0 | 0 | 0 | 0 | 0.0 |
| at Hampton | 12/03/19 | | 13:00 | 2-3 | .667 | 2-2 | 1.000 | 1-2 | .500 | 1 | 2 | 3 | 1.4 | 1 | 1 | 1 | 0 | 1 | 7 | 1.0 |
| Totals | | 0 | 52:44 | 2-7 | .286 | 2-3 | .667 | 1-2 | .500 | 4 | 6 | 10 | 1.4 | 11 | 4 | 4 | 0 | 1 | 7 | 1.0 |





#21 TOMAS VERBINKIS
F | R-SO | 6'7" | 210
KLAIPEDA, LITHUANIA
SAGEMONT SCHOOL (FL)

CAREER HIGHS

| Statistic | Value | |
|--------------|-------|---|
| Points | 6 | vs McNeese 11/22/19 |
| Rebounds | 2 | vs Coppin St. 12/05/18 |
| FG Made | 2 | vs McNeese 11/22/19 |
| FG Attempts | 4 | vs Coppin St. 12/05/18 |
| 3FG Made | 2 | vs McNeese 11/22/19 |
| 3FG Attempts | 2 | vs Coppin St. 12/05/18, vs McNeese 11/22/19 |

CAREER STATS

| | | | | Field Goals | | 3-Point | | F-Throws | | Rebounds | | | | | | | | | | Scoring | |
|---------|------|-------|---------|-------------|------|---------|-------|----------|------|----------|-----|-----|-----|-------|-----|----|-----|-----|-----|---------|--|
| SEASON | TEAM | GP-GS | MIN/AVG | FG-FGA | FG% | 3FG-FGA | 3FG% | FT-FTA | FT% | OFF | DEF | TOT | AVG | PF-FO | AST | TO | BLK | STL | PTS | AVG | |
| 2018-19 | UR | 1-0 | 6/6.5 | 1-4 | .250 | 1-2 | .500 | 0-0 | .000 | 0 | 2 | 2 | 2.0 | 1-0 | 0 | 1 | 0 | 0 | 3 | 3.0 | |
| 2019-20 | UR | 3-0 | 8/2.8 | 3-4 | .750 | 3-3 | 1.000 | 0-0 | .000 | 1 | 1 | 2 | 0.7 | 0-0 | 0 | 0 | 0 | 0 | 9 | 3.0 | |
| TOTAL | | 4-0 | 15/3.7 | 4-8 | .500 | 4-5 | .800 | 0-0 | .000 | 1 | 3 | 4 | 1.0 | 1-0 | 0 | 1 | 0 | 0 | 12 | 3.0 | |

REDSHIRT SOPHOMORE (2019-20)

GAME-BY-GAME

11/22 vs McNeese - Played the game's final 3+ minutes and made a pair of three-pointers for a career-best 6 points ... **11/17 vs CSUN** - Played his first minutes of the season and hit a three-pointer from the corner, Richmond's 15th and final three-pointer of the game

REDSHIRT FRESHMAN (2018-19)

- Appeared in one game, recording three points and two rebounds in six minutes in his collegiate debut vs Coppin State on December 5
- Unavailable for second half of season with foot and ankle injuries

FRESHMAN (2017-18)

- Redshirted

HIGH SCHOOL

- Attended The Sagemont School in Weston, Fla.
- Honorable mention All-Broward County selection in 2016 and 2017
- Led team to Florida's 4A quarterfinals as a senior

PERSONAL

- Son of Julanta Verbinkis
- Native of Lithuania who moved to the United States for high school
- Competed in 2014 U16 FIBA European Championships for Lithuania, averaging 6.0 points per game
- Born on April 2, 1998
- Name is pronounced TOM-iss ver-BIN-skiss

GAMELOGS

| Opponent | Date | GS | MIN | Total | | 3-Pointers | | Free throws | | Rebounds | | | | | | | | | | | |
|----------------|----------|----|-------|--------|-------|------------|-------|-------------|------|----------|-----|-----|-----|----|---|-----|-----|-----|-----|-----|--|
| | | | | FG-FGA | PCT | 3FG-3FGA | PCT | FT-FTA | PCT | OFF | DEF | TOT | AVG | PF | A | T/O | BLK | STL | PTS | AVG | |
| CSUN | 11/17/19 | | 03:58 | 1-2 | .500 | 1-1 | 1.000 | 0-0 | .000 | 1 | 0 | 1 | 1.0 | 0 | 0 | 0 | 0 | 0 | 3 | 3.0 | |
| McNeese | 11/22/19 | | 03:09 | 2-2 | 1.000 | 2-2 | 1.000 | 0-0 | .000 | 0 | 1 | 1 | 1.0 | 0 | 0 | 0 | 0 | 0 | 6 | 4.5 | |
| Boston College | 11/30/19 | | 01:18 | 0-0 | .000 | 0-0 | .000 | 0-0 | .000 | 0 | 0 | 0 | 0.7 | 0 | 0 | 0 | 0 | 0 | 0 | 3.0 | |
| Totals | | 0 | 08:25 | 3-4 | .750 | 3-3 | 1.000 | 0-0 | .000 | 1 | 1 | 2 | 0.7 | 0 | 0 | 0 | 0 | 0 | 9 | 3.0 | |





#22 ANDRE GUSTAVSON
G | SO | 6'4" | 195
HELSINKI, FINLAND
HELSINKI BASKETBALL ACADEMY

CAREER HIGHS

| Statistic | Value | |
|--------------|-------|---|
| Points | 13 | vs Fordham 02/20/19 |
| Rebounds | 6 | vs Fordham 03/13/19, vs McNeese 11/22/19 |
| Assists | 10 | at Georgetown 11/28/18 |
| Steals | 5 | vs Coppin St. 12/05/18 |
| Blocks | 1 | 11 times |
| FG Made | 6 | vs Coppin St. 12/05/18 |
| FG Attempts | 10 | vs Fordham 02/20/19, vs Fordham 03/13/19 |
| 3FG Made | 3 | vs Davidson 03/09/19, vs Fordham 02/20/19 |
| 3FG Attempts | 8 | vs Fordham 02/20/19 |
| FT Made | 4 | at George Mason 02/27/19 |
| FT Attempts | 5 | at George Mason 02/27/19 |

CAREER STATS

| CAREER STATS | | | | | | | | | | | | | | | | | | | | | | |
|--------------|------|-------|-----|------|--------|------|---------|------|--------|------|-----|-----|-----|-----|-------|-----|----|-----|-----|-----|-----|--|
| SEASON | TEAM | GP-GS | MIN | AVG | FG-FGA | FG% | 3FG-FGA | 3FG% | FT-FTA | FT% | OFF | DEF | TOT | AVG | PF-FO | AST | TO | BLK | STL | PTS | AVG | |
| 2018-19 | UR | 31-19 | 682 | 22.0 | 57-121 | .471 | 16-47 | .340 | 20-32 | .625 | 24 | 47 | 71 | 2.3 | 76-1 | 46 | 26 | 10 | 33 | 150 | 4.8 | |
| 2019-20 | UR | 8-0 | 143 | 17.8 | 12-32 | .375 | 1-11 | .091 | 5-9 | .556 | 9 | 15 | 24 | 3.0 | 15-1 | 7 | 8 | 1 | 4 | 30 | 3.8 | |
| TOTAL | | 39-19 | 825 | 21.2 | 69-153 | .451 | 17-58 | .293 | 25-41 | .610 | 33 | 62 | 95 | 2.4 | 91-2 | 53 | 34 | 11 | 37 | 180 | 4.6 | |

SOPHOMORE (2019-20)

GAME-BY-GAME

12/3 at Hampton - Led Richmond's bench with a season-high 8 points ... **11/30 vs Boston College** - Led Richmond's bench with 7 points ... **11/22 vs McNeese** - Tied a career high with 6 rebounds, matching the most of any Spider ... **11/14 vs Vanderbilt** - Made game-winning free-throw with 0.6 seconds left after he was fouled on his attempt at a buzzer-beating dunk following a Vanderbilt turnover with 4 seconds left ... Scored all 3 of Richmond's bench points

FRESHMAN (2018-19)

- Averaged 4.8 points, sixth on the team, and 2.3 rebounds in 31 games
- Started 19 games, including final 18 of season after being re-inserted into starting lineup at George Washington on January 12
- Ranked second on team with 1.9 steals per 40 minutes ... Emerged as team's top perimeter defender in second half of season, frequently guarding opponent's top offensive player
- Following the season, competed for Finland at 2019 World University Games, averaging 9.8 points per game
- Signed with the Spiders on April 26, 2018

HIGH SCHOOL

- Graduated from the Helsinki Basketball Academy in Helsinki, Finland
- Scored 11.4 points per game and shot 54 percent from the field in his final season while leading HBA to the regular-season title in the Finnish 1st Division
- Competed for Finland in 2018 FIBA U20 European Championships, averaging 10.0 points, 3.6 rebounds, and 2.7 assists
- Competed for Finland in 2017 FIBA U18 European Championships, averaging 12.7 points over seven games
- Scored 27 points in group stage game vs Greece, tied for the fourth-most points in a game by any player at the tournament
- Attended same school as current Chicago Bulls star Lauri Markkanen
- One of his coaches at HBA was Finnish basketball legend Hanno Möttölä ... Möttölä, who starred at Utah, was the first Finnish player in NBA history, appearing in 155 games with the Atlanta Hawks from 2000-02

PERSONAL

- Last name is pronounced "GOOS-tahv-son"

GAMELOGS

| Opponent | Date | GS | MIN | Total | | 3-Pointers | | Free throws | | Rebounds | | | | PF | A | T/O | BLK | STL | PTS | AVG |
|--------------------|----------|----------|---------------|--------------|-------------|-------------|-------------|-------------|-------------|----------|-----------|-----------|------------|-----------|----------|----------|----------|----------|-----------|------------|
| | | | | FG-FGA | PCT | 3FG-3FGA | PCT | FT-FTA | PCT | OFF | DEF | TOT | AVG | | | | | | | |
| Saint Francis (PA) | 11/08/19 | | 17:56 | 0-4 | .000 | 0-2 | .000 | 0-0 | .000 | 0 | 0 | 0 | 0.0 | 2 | 2 | 0 | 0 | 0 | 0 | 0.0 |
| Vanderbilt | 11/14/19 | | 22:35 | 1-3 | .333 | 0-2 | .000 | 1-2 | .500 | 0 | 2 | 2 | 1.0 | 1 | 1 | 0 | 0 | 1 | 3 | 1.5 |
| CSUN | 11/17/19 | | 17:10 | 2-5 | .400 | 0-2 | .000 | 0-0 | .000 | 1 | 0 | 1 | 1.0 | 5 | 1 | 3 | 0 | 1 | 4 | 2.3 |
| McNeese | 11/22/19 | | 17:07 | 1-3 | .333 | 0-1 | .000 | 0-0 | .000 | 2 | 4 | 6 | 2.3 | 2 | 0 | 3 | 0 | 2 | 2 | 2.3 |
| vs Wisconsin | 11/25/19 | | 13:36 | 1-3 | .333 | 0-0 | .000 | 0-0 | .000 | 1 | 1 | 2 | 2.2 | 1 | 0 | 1 | 1 | 0 | 2 | 2.2 |
| vs Auburn | 11/26/19 | | 15:13 | 1-2 | .500 | 0-0 | .000 | 2-3 | .667 | 3 | 2 | 5 | 2.7 | 1 | 0 | 1 | 0 | 0 | 4 | 2.5 |
| Boston College | 11/30/19 | | 20:56 | 3-5 | .600 | 1-2 | .500 | 0-0 | .000 | 1 | 4 | 5 | 3.0 | 2 | 1 | 0 | 0 | 0 | 7 | 3.1 |
| at Hampton | 12/03/19 | | 18:00 | 3-7 | .429 | 0-2 | .000 | 2-4 | .500 | 1 | 2 | 3 | 3.0 | 1 | 2 | 0 | 0 | 0 | 8 | 3.8 |
| Totals | | 0 | 142:33 | 12-32 | .375 | 1-11 | .091 | 5-9 | .556 | 9 | 15 | 24 | 3.0 | 15 | 7 | 8 | 1 | 4 | 30 | 3.8 |





#33 GRANT GOLDEN F | R-JR | 6'10" | 255 WINCHESTER, VA ST. JAMES (MD)

CAREER HIGHS

| Statistic | Value | |
|--------------|-------|---|
| Points | 33 | vs Wyoming 11/21/18 |
| Rebounds | 12 | vs High Point 12/22/18, vs CSUN 11/17/19, vs Wisconsin 11/25/19 |
| Assists | 7 | vs Fordham 03/13/19 |
| Steals | 3 | at Duquesne 01/24/18, vs James Madison 12/10/17 |
| Blocks | 6 | at George Mason 02/27/19 |
| FG Made | 16 | vs Wyoming 11/21/18 |
| FG Attempts | 24 | vs Wyoming 11/21/18 |
| 3FG Made | 4 | vs Georgetown 11/25/17 |
| 3FG Attempts | 8 | vs Georgetown 11/25/17 |
| FT Made | 9 | vs Hampton 11/25/18 |
| FT Attempts | 14 | vs Hampton 11/25/18 |

CAREER STATS

| | | Field Goals | | | | 3-Point | | F-Throws | | Rebounds | | | | | | | | | | Scoring | |
|---------|------|-------------|-----------|-----------|---------|---------|---------|----------|---------|----------|-----|-----|-----|-------|-------|-----|----|-----|------|---------|------|
| SEASON | TEAM | GP-GS | MIN | AVG | FG-FGA | FG% | 3FG-FGA | 3FG% | FT-FTA | FT% | OFF | DEF | TOT | AVG | PF-FO | AST | TO | BLK | STL | PTS | AVG |
| 2016-17 | UR | 9-0 | | 68/7.6 | 7-20 | .350 | 1-5 | .200 | 3-9 | .333 | 3 | 15 | 18 | 2.0 | 9-0 | 8 | 3 | 2 | 0 | 18 | 2.0 |
| 2017-18 | UR | 32-32 | | 981/30.7 | 208-418 | .498 | 22-80 | .275 | 60-96 | .625 | 49 | 166 | 215 | 6.7 | 79-1 | 69 | 82 | 39 | 19 | 498 | 15.6 |
| 2018-19 | UR | 33-33 | | 1038/31.4 | 221-439 | .503 | 16-54 | .296 | 109-166 | .657 | 26 | 207 | 233 | 7.1 | 61-0 | 117 | 82 | 35 | 15 | 567 | 17.2 |
| 2019-20 | UR | 6-6 | | 152/25.4 | 31-59 | .525 | 0-3 | .000 | 10-14 | .714 | 10 | 41 | 51 | 8.5 | 12-0 | 14 | 10 | 5 | 2 | 72 | 12.0 |
| TOTAL | | 80-71 | 2239/28.0 | 467-936 | .499 | 39-142 | .275 | 182-285 | .639 | 88 | 429 | 517 | 6.5 | 161-1 | 208 | 177 | 81 | 36 | 1155 | 14.4 | |

REDSHIRT JUNIOR (2019-20)

GAME-BY-GAME

12/3 at Hampton - Missed his second straight game with a sprained ankle ... **11/30 vs Boston College** - Did not play due to a sprained ankle, snapping a streak of 71 straight starts which had been the longest on the team ... **11/26 vs Auburn** - Scored a team-high 14 points ... Left game with 1:18 remaining after rolling left ankle ... Named to Legends Classic All-Tournament Team (15.0 PPG, 9.0 RPG, 58.3 FG pct in 2 games) ... **11/25 vs Wisconsin** - Recorded his 12th career double-double, finishing with 16 points and 12 rebounds ... 12 rebounds tied a career high ... **11/17 vs CSUN** - Recorded his 11th career double-double despite playing just 18 minutes ... 12 rebounds tied a career high ... **11/14 vs Vanderbilt** - Played 32 minutes but was limited after rolling left ankle vs Saint Francis ... **11/8 vs Saint Francis** - 8 rebounds tied for team high ... First of 5 assists was a pass to a cutting Nathan Cayo on UR's first possession for its first points of the season

PRESEASON

• Named Second Team Preseason All-Atlantic 10 in October ... One of four Spiders to earn multiple preseason All-Conference honors under Chris Mooney, joining ShawnDre' Jones (2015-16), Kevin Anderson (2008-10), and David Gonzalez (2008-09) [Golden was a First Team Preseason All-Atlantic 10 selection in 2018]

REDSHIRT SOPHOMORE (2018-19)

- Selected Third Team All-Conference by the Atlantic 10 for a second straight season ... Became first player in Spiders history to earn All-Conference honors following freshman and sophomore seasons
- Named First Team All-Conference by Hoops HD
- Finished season with 1,083 career points, the most ever by a Spider by the end of his sophomore season ... became 47th member of Spiders 1,000-point club at George Mason on February 27
- Scored a team-high 17.2 points per game, third most in the A-10, and registered 7.1 rebounds per game, eighth most in the A-10
- Ranked fifth in A-10 in field goal percentage (50.3)
- Led A-10 with 221 field goals ... also finished in top 15 in conference in assists per game (3.5, 13th) and blocks per game (1.06, 11th)
- One of six underclassmen (freshmen or sophomores) in D-I to average 17 points and seven rebounds per game
- Joined T.J. Cline in 2016-17 as the only Spiders to record 500 points, 200 rebounds, and 100 assists in a season
- 117 assists were second most in D-I by player 6'10" or taller (Ethan Happ - 153)

REDSHIRT FRESHMAN (2017-18)

- Scored 498 points, breaking the record for most points by a Spider freshman (Mike Perry - 494 in 1977-78)
- * Averaged team-high 15.6 points per game and recorded 6.7 rebounds per game (second on team)
- One of seven freshmen in D-I to average 15.5 points and six rebounds per game
- Led team with five double-doubles, most by a Spiders freshman since 1998-99 (Charles Stephens)
- Selected Third-Team All-Conference and All-Rookie Team in Atlantic 10 ... With Davidson's Kellan Grady, first freshmen to make A-10 All-Conference team since 2012-13 (Semaj Christon, Xavier)
- Named A-10 Rookie of the Week three times (November 27, January 29, March 5)
- Selected to All-Tournament Team at Cayman Islands Classic after averaging 18 points and five rebounds while shooting 56 percent from field in three games

FRESHMAN (2016-17)

- Granted medical redshirt by NCAA after undergoing cardiac ablation procedure on Dec. 22 to correct an accelerated heart rate that caused him to collapse vs Texas Tech on Dec. 17
- Appeared in nine games totaling 18 points, 18 rebounds, and eight assists
- Led team with 10.6 rebounds per 40 minutes
- Scored career-best six points Dec. 3 vs Wake Forest ... grabbed career-high four rebounds Nov. 25 vs Maryland and Dec. 10 vs UMBC

HIGH SCHOOL

- Moved to St. James HS in Hagerstown, Md. for final two seasons of high school
- Washington County Co-Player of the Year in 2015-16
- Led St. James to Independent-Parochial School League and Mid-Atlantic Conference titles
- Averaged 17.2 PPG, 10.3 rpg, 3.5 APG and 1.3 BPG in his senior year
- Shot 54.7 percent from the field and 42.9 percent from three in 15-16
- Sat out junior season with ankle injury
- Averaged 18.1 PPG and 7.7 RPG in 2013-14 at Sherando HS in Stephens City, Va.

PERSONAL

- Son of Ellen and Craig
- Younger brother Bryce plays basketball at Butler University
- Father played basketball at Fairfield University and two grandfathers played collegiate football
- Born on Jan. 15, 1998





#33 GRANT GOLDEN (CONTINUED)

GAMELOGS

| Opponent | Date | GS | MIN | Total | | 3-Pointers | | Free throws | | Rebounds | | | | PF | A | T/O | BLK | STL | PTS | AVG |
|--------------------|----------|----------|---------------|--------------|-------------|------------|-------------|--------------|-------------|-----------|-----------|-----------|------------|-----------|-----------|-----------|----------|----------|-----------|-------------|
| | | | | FG-FGA | PCT | 3FG-3FGA | PCT | FT-FTA | PCT | OFF | DEF | TOT | AVG | | | | | | | |
| Saint Francis (PA) | 11/08/19 | * | 31:30 | 6-10 | .600 | 0-1 | .000 | 3-4 | .750 | 0 | 8 | 8 | 8.0 | 2 | 5 | 1 | 2 | 0 | 15 | 15.0 |
| Vanderbilt | 11/14/19 | * | 32:22 | 3-10 | .300 | 0-0 | .000 | 0-0 | .000 | 1 | 6 | 7 | 7.5 | 1 | 2 | 2 | 0 | 0 | 6 | 10.5 |
| CSUN | 11/17/19 | * | 18:05 | 4-6 | .667 | 0-0 | .000 | 3-4 | .750 | 1 | 11 | 12 | 9.0 | 1 | 3 | 0 | 0 | 1 | 11 | 10.7 |
| McNeese | 11/22/19 | * | 21:30 | 4-9 | .444 | 0-0 | .000 | 2-2 | 1.000 | 3 | 3 | 6 | 8.3 | 1 | 2 | 3 | 1 | 0 | 10 | 10.5 |
| vs Wisconsin | 11/25/19 | * | 26:59 | 7-12 | .583 | 0-0 | .000 | 2-4 | .500 | 2 | 10 | 12 | 9.0 | 4 | 1 | 1 | 1 | 1 | 16 | 11.6 |
| vs Auburn | 11/26/19 | * | 22:00 | 7-12 | .583 | 0-2 | .000 | 0-0 | .000 | 3 | 3 | 6 | 8.5 | 3 | 1 | 3 | 1 | 0 | 14 | 12.0 |
| Totals | | 6 | 152:26 | 31-59 | .525 | 0-3 | .000 | 10-14 | .714 | 10 | 41 | 51 | 8.5 | 12 | 14 | 10 | 5 | 2 | 72 | 12.0 |



WALK-ONS

CAREER STATS



#10 SULLIVAN KULJU
F | JR | 6'6" | 220
NEW BERLIN, WI
EISENHOWER

| | | | | Field Goals | | 3-Point | | F-Throws | | Rebounds | | | | Scoring | | | | | | |
|--------------|------|------------|--------------|-------------|-------------|------------|-------------|------------|-------------|----------|----------|----------|------------|------------|----------|----------|----------|----------|----------|------------|
| SEASON | TEAM | GP-GS | MIN/AVG | FG-FGA | FG% | 3FG-FGA | 3FG% | FT-FTA | FT% | OFF | DEF | TOT | AVG | PF-FO | AST | TO | BLK | STL | PTS | AVG |
| 2018-19 | UR | 3-0 | 3/1.0 | 0-0 | .000 | 0-0 | .000 | 0-0 | .000 | 0 | 0 | 0 | 0.0 | 0-0 | 0 | 0 | 0 | 0 | 0 | 0.0 |
| 2019-20 | UR | 3-0 | 3/1.0 | 0-0 | .000 | 0-0 | .000 | 0-0 | .000 | 0 | 0 | 0 | 0.0 | 0-0 | 1 | 0 | 0 | 0 | 0 | 0.0 |
| TOTAL | | 6-0 | 6/1.0 | 0-0 | .000 | 0-0 | .000 | 0-0 | .000 | 0 | 0 | 0 | 0.0 | 0-0 | 1 | 0 | 0 | 0 | 0 | 0.0 |

SOPHOMORE (2018-19)

- Appeared in three games but did not register any statistics ... Made collegiate debut vs Coppin State on December 5

FRESHMAN (2017-18)

- Did not appear in any games

HIGH SCHOOL

- Four-year varsity starter at Eisenhower ... member of school's 1,000-point club ... led team to 40-9 record in his last two seasons
- Three-time All-Woodland Conference selection ... 2-time All-Area selection by Milwaukee Journal Sentinel
- Team captain as a senior ... averaged 15.1 points and 5.2 rebounds per game
- Three-time letterwinner in football ... Honorable Mention All-Woodland Conference at wide receiver as a senior
- DECA (Distributive Education Clubs of America) state qualifier

PERSONAL

- Son of Eric and Kimberly Kulju
- Has an older brother Keenan and a younger sister Tierney
- Born on Sept. 8, 1998
- Last name is pronounced "COOL-you"

CAREER STATS



#12 GABE ARIZIN
G | FR | 6'4" | 190
WEST CHESTER, PA
ST. JOSEPH'S PREP

| | | | | Field Goals | | 3-Point | | F-Throws | | Rebounds | | | | Scoring | | | | | | |
|--------------|------|------------|--------------|-------------|-------------|------------|-------------|------------|-------------|----------|----------|----------|------------|------------|----------|----------|----------|----------|----------|------------|
| SEASON | TEAM | GP-GS | MIN/AVG | FG-FGA | FG% | 3FG-FGA | 3FG% | FT-FTA | FT% | OFF | DEF | TOT | AVG | PF-FO | AST | TO | BLK | STL | PTS | AVG |
| 2019-20 | UR | 1-0 | 1/0.6 | 0-0 | .000 | 0-0 | .000 | 0-0 | .000 | 0 | 0 | 0 | 0.0 | 0-0 | 0 | 0 | 0 | 0 | 0 | 0.0 |
| TOTAL | | 1-0 | 1/0.6 | 0-0 | .000 | 0-0 | .000 | 0-0 | .000 | 0 | 0 | 0 | 0.0 | 0-0 | 0 | 0 | 0 | 0 | 0 | 0.0 |

HIGH SCHOOL

- Two-time captain at St. Joseph's Prep in Philadelphia

PERSONAL

- Son of Mike and Patricia
- Father Mike played basketball at William & Mary and La Salle ... At William & Mary, Arizin earned All-Southern Conference honors following his freshman and sophomore seasons ... His 35 points against Richmond on Dec. 11, 1973 remains the second-most ever by a William & Mary player in a game at Kaplan Arena ... Averaged 17.3 points and 7.5 rebounds in 54 games for the Tribe ... At La Salle, averaged 11.5 points in 1975-76 and led team in FG pct (49.6)
- Has a brother Luke and a half-brother Matt, who played baseball at Georgetown
- Grandfather Paul Arizin was inducted into the Naismith Memorial Basketball Hall of Fame in 1978 ... He was a 10-time NBA All-Star with the Philadelphia Warriors who twice led the league in scoring ... Missed two seasons in the prime of his career to serve with the Marines in the Korean War ... Third-leading scorer (16,266 points) in NBA history when he retired in 1962 rather than move with the Warriors to San Francisco ... Led nation in scoring (25.3 PPG) as a senior at Villanova in 1950 ... Had his No. 11 jersey retired by Villanova ... Inducted in College Basketball Hall of Fame in 2006 ... Member of inaugural class of Philadelphia Sports Hall of Fame (2004)
- Born on December 16, 2000
- Last name is pronounced "AIR-rizz-in"

CAREER STATS



#31 JORDAN GAITLEY
G | JR | 6'4" | 190
HAVERFORD, PA
FORDHAM PREP (NY)

| | | | | Field Goals | | 3-Point | | F-Throws | | Rebounds | | | | Scoring | | | | | | |
|--------------|------|------------|--------------|-------------|-------------|------------|-------------|------------|-------------|----------|----------|----------|------------|------------|----------|----------|----------|----------|----------|------------|
| SEASON | TEAM | GP-GS | MIN/AVG | FG-FGA | FG% | 3FG-FGA | 3FG% | FT-FTA | FT% | OFF | DEF | TOT | AVG | PF-FO | AST | TO | BLK | STL | PTS | AVG |
| 2018-19 | UR | 3-0 | 3/1.1 | 1-2 | .500 | 0-0 | .000 | 0-1 | .000 | 1 | 1 | 2 | 0.7 | 0-0 | 1 | 0 | 0 | 0 | 2 | 0.7 |
| 2019-20 | UR | 3-0 | 4/1.2 | 0-0 | .000 | 0-0 | .000 | 0-0 | .000 | 0 | 1 | 1 | 0.3 | 0-0 | 0 | 0 | 0 | 0 | 0 | 0.0 |
| TOTAL | | 6-0 | 7/1.1 | 1-2 | .500 | 0-0 | .000 | 0-1 | .000 | 1 | 2 | 3 | 0.5 | 0-0 | 1 | 0 | 0 | 0 | 2 | 0.3 |

SOPHOMORE (2018-19)

- Appeared in three games, registering two points, two rebounds and an assist
- Brought home crowd to its feet with offensive rebound and putback while being fouled vs George Washington on Feb. 9
- Made collegiate debut vs Coppin State on Dec. 5, recording a rebound and assist

FRESHMAN (2017-18)

- Did not appear in a game

HIGH SCHOOL

- 2017 League MVP of New York's Catholic High Schools Athletic Association (CHSAA) A Division
- Averaged 20.5 points per game as a senior ... led team to CHSAA A Divisional Final
- Class A first-team All-State selection

PERSONAL

- Son of Frank and Stephanie Gaitley
- Mother Stephanie is head coach of the women's team at Fordham University and was head coach of the women's team at Richmond from 1985-91 (116-63 in 6 seasons)
- Older brother Dutch played at Temple and Monmouth and is currently Video Coordinator for the San Antonio Spurs
- Older brother D.C. played in seven games for Fordham
- Born on June 23, 1998



BOX SCORES



Official Basketball Box Score - Final
Saint Francis (PA) at Richmond
11/09/19 Robins Center, Richmond
2019-20 Men's Basketball

Game Time: 12:00 AM
Game Duration: 2:22
Attendance: 5,602

Officials: Rick Crawford, Jeb Harness, Landon Brandes

Saint Francis (PA) - 98

Record: 0-2

| NO. | Name | Min | FG M-A | 3P M-A | FT M-A | Rebounds OR DR | Fouls PF | TP | AS | TO | ST | Blocks BS | +/- | |
|--------|---------------------|---------|-----------|-----------|-----------|-------------------|-------------|----|----|----|----|--------------|-----|----|
| 5 | Myles Thompson | F 30:35 | 2-11 | 0-3 | 0-1 | 3 6 9 | 1 2 | 4 | 0 | 1 | 2 | 0 | 2 | |
| 1 | Ramir Dixon-Conover | G 07:13 | 0-1 | 0-0 | 0-0 | 0 0 0 | 3 0 | 0 | 1 | 1 | 0 | 0 | -11 | |
| 11 | Isaiah Blackmon | G 39:10 | 9-17 | 5-10 | 0-0 | 1 5 6 | 4 1 | 23 | 0 | 1 | 1 | 0 | 0 | |
| 13 | Keith Braxton | G 43:04 | 7-11 | 1-3 | 5-9 | 5 6 11 | 2 4 | 20 | 8 | 2 | 1 | 0 | 0 | |
| 22 | Tyler Stewart | G 40:36 | 7-14 | 2-3 | 4-4 | 2 3 5 | 4 6 | 20 | 3 | 1 | 1 | 2 | 2 | |
| 2 | Scott Meredith | 34:17 | 6-10 | 6-9 | 0-0 | 0 3 3 | 1 1 | 18 | 0 | 3 | 0 | 0 | 1 | |
| 4 | Randall Gaskins | 10:39 | 0-0 | 0-0 | 2-2 | 0 1 1 | 0 1 | 2 | 0 | 1 | 0 | 0 | 0 | |
| 30 | Deividas Kuzavas | 19:26 | 4-8 | 0-0 | 3-6 | 2 4 6 | 4 3 | 11 | 0 | 0 | 0 | 0 | 12 | |
| Team | | | | | | 2 1 3 | 0 | 0 | 1 | | | | | |
| Totals | | | 35-72 | 14-28 | 14-22 | 15 29 44 | 19 18 | 98 | 12 | 11 | 5 | 2 | 6 | -2 |

Technical Fouls: Meredith 1st 8:23

Dead Ball Rebounds: 3, 0

Richmond - 100

Record: 1-0

| NO. | Name | Min | FG | 3P | FT | Rebounds | Fouls | TP | AS | TO | ST | Blocks | BS | BA | + | - |
|--------|----------------------|---------|-------|-------|-------|----------|-------|-----|----|----|----|--------|----|----|-----|---|
| 4 | Nathan Cayo | F 23:27 | 4-7 | 0-0 | 1-1 | 0 3 3 | 4 0 | 9 | 1 | 1 | 0 | 1 | 1 | 1 | 11 | 1 |
| 33 | Grant Golden | F 31:30 | 6-10 | 0-1 | 3-4 | 0 8 8 | 2 4 | 15 | 5 | 1 | 0 | 2 | 0 | 0 | 12 | 0 |
| 00 | Jacob Gilyard | G 42:40 | 7-11 | 2-6 | 8-11 | 0 1 1 | 1 8 | 24 | 8 | 1 | 5 | 0 | 0 | 0 | 8 | 0 |
| 1 | Blake Francis | G 30:12 | 5-14 | 3-5 | 1-2 | 3 1 4 | 2 2 | 14 | 1 | 2 | 1 | 0 | 1 | 0 | 10 | 0 |
| 5 | Nick Sherod | G 36:40 | 9-17 | 6-12 | 3-4 | 1 7 8 | 2 3 | 27 | 1 | 2 | 0 | 0 | 0 | 0 | 5 | 0 |
| 3 | Tyler Burton | 15:33 | 2-3 | 0-1 | 0-0 | 2 2 4 | 1 1 | 4 | 2 | 0 | 1 | 3 | 0 | 0 | 26 | 0 |
| 22 | Andre Gustavson | 17:56 | 0-4 | 0-2 | 0-0 | 0 0 0 | 0 0 | 0 | 2 | 0 | 0 | 0 | 0 | 0 | -16 | 0 |
| 15 | Matt Grace | 06:51 | 0-0 | 0-0 | 0-0 | 1 1 2 | 0 0 | 0 | 1 | 1 | 0 | 0 | 0 | 0 | -4 | 0 |
| 11 | Jake Wojcik | 13:27 | 2-2 | 2-2 | 1-2 | 0 0 0 | 0 0 | 1 | 7 | 1 | 0 | 1 | 0 | 0 | -11 | 0 |
| 2 | Souleymane Koureissi | 06:44 | 0-0 | 0-0 | 0-0 | 0 1 1 | 2 0 | 0 | 0 | 0 | 0 | 0 | 0 | 0 | -3 | 0 |
| Team | | | | | | 0 2 2 | 0 | 0 | 1 | | | | | | | |
| Totals | | | 35-68 | 13-29 | 17-24 | 7 26 33 | 19 19 | 100 | 22 | 9 | 8 | 6 | 2 | 2 | 2 | |

Technical Fouls: Coach 1st 6:39

Dead Ball Rebounds: 4, 1

| | STF | RICH |
|--------------------------|---------------------------|----------------------------|
| Biggest lead | 12 (2 nd 6:58) | 7 (2 nd 17:37) |
| Best Scoring Run | 7 (2 nd 6:58) | 11 (2 nd 18:20) |
| Lead Changes | 6 | |
| Times Tied | 10 | |
| Time with Lead | 20:17 | 17:49 |
| Points from | STF | RICH |
| Turnovers | 12 | 16 |
| Paint | 40 | 38 |
| Second Chance | 26 | 8 |
| Fast Breaks | 13 | 13 |
| Bench | 31 | 11 |
| Period by Period Scoring | STF | RICH |
| 1st 2nd OT1 TOT | 44 46 8 98 | 42 48 10 100 |



Official Basketball Box Score - Final
Vanderbilt at Richmond
11/15/19 Robins Center, Richmond
2019-20 Men's Basketball

Game Time: 12:00 AM
Game Duration: 2:13
Attendance: 5,602

Officials: Ron Groover, Jeffrey Anderson, Doug Shows

Vanderbilt - 92

Record: 2-1

| NO. | Name | Min | FG | 3P | FT | Rebounds | Fouls | TP | AS | TO | ST | Blocks | BS | BA | + | - |
|--------|-------------------|---------|-------|-------|-------|----------|-------|----|----|----|----|--------|----|----|----|---|
| 1 | Dylan Disu | F 32:41 | 3-9 | 3-9 | 2-2 | 1 4 5 | 3 2 | 11 | 1 | 0 | 3 | 0 | 0 | 0 | 3 | 0 |
| 15 | Clevon Brown | F 37:09 | 3-3 | 0-0 | 0-2 | 2 6 8 | 2 1 | 6 | 0 | 1 | 0 | 3 | 0 | 0 | 0 | 0 |
| 24 | Aaron Nesmith | F 38:46 | 12-18 | 7-12 | 3-6 | 0 7 7 | 3 5 | 34 | 0 | 4 | 0 | 2 | 1 | 0 | -3 | 0 |
| 2 | Scotty Pippen Jr. | G 23:37 | 2-4 | 0-2 | 0-0 | 1 4 5 | 5 1 | 4 | 3 | 3 | 1 | 0 | 0 | 0 | -3 | 0 |
| 3 | Maxwell Evans | G 27:19 | 2-4 | 2-2 | 0-0 | 0 5 5 | 2 1 | 6 | 2 | 2 | 0 | 0 | 0 | 0 | -1 | 0 |
| 0 | Saben Lee | 35:30 | 8-17 | 2-5 | 6-6 | 0 2 2 | 2 3 | 24 | 8 | 5 | 3 | 0 | 0 | 0 | 5 | 0 |
| 4 | Jordan Wright | 14:24 | 3-8 | 1-3 | 0-0 | 4 0 4 | 0 0 | 7 | 1 | 1 | 0 | 0 | 0 | 0 | 0 | 0 |
| 13 | Matthew Moyer | 08:44 | 0-3 | 0-2 | 0-0 | 0 0 0 | 3 1 | 0 | 0 | 0 | 0 | 0 | 0 | 0 | -3 | 0 |
| 50 | Ejike Obinna | 04:28 | 0-0 | 0-0 | 0-0 | 0 0 0 | 1 1 | 0 | 0 | 0 | 0 | 0 | 0 | 0 | -4 | 0 |
| 55 | Oton Jankovic | 02:22 | 0-0 | 0-0 | 0-0 | 0 0 0 | 1 1 | 0 | 0 | 0 | 0 | 0 | 0 | 0 | -2 | 0 |
| Team | | | | | | 2 2 4 | 0 | 0 | 3 | | | | | | | |
| Totals | | | 33-66 | 15-35 | 11-16 | 10 31 41 | 21 15 | 92 | 15 | 19 | 7 | 5 | 1 | 1 | -1 | |

Technical Fouls: NONE

Dead Ball Rebounds: 3, 0

Richmond - 93

Record: 2-0

| NO. | Name | Min | FG | 3P | FT | Rebounds | Fouls | TP | AS | TO | ST | Blocks | BS | BA | + | - |
|--------|----------------------|---------|-------|------|-------|----------|-------|----|----|----|----|--------|----|----|----|---|
| 4 | Nathan Cayo | F 35:41 | 6-9 | 0-0 | 8-9 | 6 2 8 | 2 8 | 20 | 2 | 0 | 1 | 0 | 0 | 0 | 4 | 0 |
| 33 | Grant Golden | F 32:23 | 3-10 | 0-0 | 0-0 | 1 6 7 | 1 2 | 6 | 2 | 2 | 0 | 0 | 1 | 0 | -7 | 0 |
| 00 | Jacob Gilyard | G 40:01 | 8-14 | 4-7 | 6-6 | 0 2 2 | 1 4 | 26 | 4 | 7 | 0 | 1 | 0 | 1 | 3 | 0 |
| 1 | Blake Francis | G 33:07 | 9-17 | 3-9 | 3-4 | 0 4 4 | 4 4 | 24 | 1 | 3 | 0 | 0 | 0 | 1 | 0 | 0 |
| 5 | Nick Sherod | G 37:44 | 5-13 | 2-7 | 2-2 | 1 4 5 | 3 1 | 14 | 3 | 1 | 2 | 0 | 0 | 0 | -2 | 0 |
| 22 | Andre Gustavson | 21:12 | 1-3 | 0-2 | 1-2 | 0 2 2 | 1 2 | 3 | 1 | 0 | 1 | 0 | 0 | 0 | -5 | 0 |
| 2 | Souleymane Koureissi | 07:49 | 0-0 | 0-0 | 0-0 | 0 1 1 | 1 0 | 1 | 0 | 0 | 0 | 0 | 0 | 0 | 8 | 0 |
| 3 | Tyler Burton | 06:38 | 0-1 | 0-0 | 0-0 | 0 1 1 | 2 0 | 0 | 0 | 1 | 0 | 0 | 1 | 1 | -1 | 0 |
| 11 | Jake Wojcik | 10:25 | 0-3 | 0-3 | 0-0 | 0 1 0 | 1 0 | 0 | 2 | 0 | 0 | 0 | 0 | 0 | 5 | 0 |
| Team | | | | | | 1 1 2 | 0 | 0 | 0 | | | | | | | |
| Totals | | | 32-70 | 9-28 | 20-23 | 9 24 33 | 15 21 | 93 | 16 | 11 | 11 | 1 | 5 | 1 | -1 | |

Technical Fouls: NONE

Dead Ball Rebounds: 1, 1

| | VAND | RICH |
|--------------------------|----------------------------|---------------------------|
| Biggest lead | 7 (1 st 15:52) | 10 (1 st 2:05) |
| Best Scoring Run | 10 (1 st 07:40) | 12 (2 nd 4:13) |
| Lead Changes | 9 | 10 |
| Times Tied | 12 | |
| Time with Lead | 21:47 | 14:29 |
| Points from | VAND | RICH |
| Turnovers | 10 | 34 |
| Paint | 32 | 38 |
| Second Chance | 9 | 10 |
| Fast Breaks | 10 | 11 |
| Bench | 31 | 3 |
| Period by Period Scoring | VAND | RICH |
| 1st 2nd OT1 TOT | 29 51 12 92 | 36 44 13 93 |



Official Basketball Box Score - Final
CSUN at Richmond
11/17/19 Robins Center, Richmond
2019-20 Men's Basketball

Game Time: 4:00 PM
Game Duration: 1:47
Attendance: 4,504

Officials: Terry Wymer, Olanis Poku, Brian Dorsey

CSUN - 62

Record: 0-5

| NO. | Name | Min | FG | 3P | FT | Rebounds | Fouls | TP | AS | TO | ST | Blocks | BS | BA | + | - |
|--------|------------------|---------|-------|------|-------|----------|-------|----|----|----|----|--------|----|-----|-----|---|
| 0 | Lance Coleman II | F 14:13 | 0-2 | 0-1 | 0-0 | 0 1 1 | 1 1 | 0 | 0 | 2 | 0 | 0 | 0 | 0 | -24 | 0 |
| 25 | Jared Pearre | F 23:38 | 2-4 | 0-0 | 0-2 | 0 6 6 | 3 1 | 4 | 0 | 1 | 2 | 0 | 0 | 0 | -9 | 0 |
| 3 | Terrell Gomez | G 38:15 | 6-17 | 0-8 | 3-3 | 1 2 3 | 1 2 | 15 | 2 | 3 | 0 | 0 | 0 | 0 | -31 | 0 |
| 10 | Darius Brown II | G 25:26 | 1-5 | 0-1 | 4-4 | 1 0 1 | 2 2 | 6 | 3 | 3 | 2 | 0 | 0 | 0 | -5 | 0 |
| 32 | Brendan Harrick | G 33:08 | 6-10 | 5-7 | 0-0 | 0 0 0 | 1 1 | 17 | 0 | 3 | 0 | 0 | 0 | 0 | -21 | 0 |
| 2 | Elijah Harkless | 25:21 | 2-7 | 0-1 | 2-3 | 0 2 2 | 0 5 | 6 | 3 | 1 | 0 | 1 | 0 | 0 | -25 | 0 |
| 15 | Ron Artest III | 06:55 | 0-1 | 0-0 | 0-0 | 0 3 3 | 1 1 | 0 | 0 | 0 | 0 | 0 | 0 | 0 | -17 | 0 |
| 30 | Michael Olu | 25:14 | 3-7 | 0-0 | 0-0 | 6 2 8 | 2 7 | 14 | 2 | 0 | 0 | 0 | 0 | 1 | -5 | 0 |
| 11 | Festus Ndumanya | 07:50 | 0-2 | 0-0 | 0-0 | 0 0 0 | 1 1 | 0 | 0 | 1 | 0 | 0 | 0 | 0 | 2 | 0 |
| Team | | | | | | 4 2 6 | 0 | 0 | 0 | | | | | | | |
| Totals | | | 20-55 | 5-18 | 17-21 | 12 18 30 | 12 21 | 62 | 9 | 14 | 4 | 1 | 3 | -28 | | |

Technical Fouls: NONE

Dead Ball Rebounds: 1, 0

Richmond - 90

Record: 3-0

| NO. | Name | Min | FG | 3P | FT | Rebounds | Fouls | TP | AS | TO | ST | Blocks | BS | BA | + | - |
|--------|----------------------|---------|-------|-------|-----|----------|-------|----|----|----|----|--------|----|----|----|---|
| 4 | Nathan Cayo | F 19:51 | 2-4 | 0-0 | 0-0 | 1 0 1 | 1 0 | 4 | 2 | 0 | 1 | 0 | 1 | 0 | 26 | 0 |
| 33 | Grant Golden | F 18:05 | 4-6 | 0-0 | 3-4 | 1 1 12 | 1 3 | 11 | 3 | 0 | 1 | 0 | 0 | 0 | 29 | 0 |
| 00 | Jacob Gilyard | G 26:14 | 7-9 | 4-6 | 0-0 | 0 3 3 | 2 0 | 18 | 7 | 1 | 1 | 0 | 0 | 0 | 37 | 0 |
| 1 | Blake Francis | G 25:38 | 6-10 | 3-6 | 1-2 | 0 2 2 | 0 2 | 16 | 4 | 0 | 2 | 0 | 0 | 0 | 37 | 0 |
| 5 | Nick Sherod | G 22:35 | 9-14 | 7-9 | 0-0 | 0 2 2 | 2 0 | 25 | 1 | 1 | 0 | 1 | 0 | 0 | 27 | 0 |
| 2 | Souleymane Koureissi | 14:05 | 2-3 | 0-0 | 1-1 | 2 1 3 | 3 3 | 5 | 1 | 1 | 0 | 2 | 0 | 0 | -5 | 0 |
| 3 | Tyler Burton | 16:08 | 1-4 | 0-3 | 2-2 | 2 2 4 | 2 4 | 4 | 2 | 0 | 0 | 0 | 0 | 0 | -1 | 0 |
| 22 | Andre Gustavson | 17:10 | 2-5 | 0-2 | 0-0 | 1 0 1 | 5 0 | 4 | 1 | 3 | 1 | 0 | 0 | 0 | 7 | 0 |
| 11 | Jake Wojcik | 21:47 | 0-3 | 0-3 | 0-0 | 0 5 5 | 2 0 | 0 | 1 | 3 | 0 | 0 | 0 | 0 | 1 | 0 |
| 15 | Matt Grace | 11:42 | 0-2 | 0-0 | 0-0 | 2 0 2 | 3 0 | 0 | 0 | 1 | 0 | 0 | 0 | 0 | -4 | 0 |
| 21 | Tomas Verbinkis | 03:58 | 1-2 | 1-1 | 0-0 | 1 0 1 | 0 0 | 3 | 0 | 0 | 0 | 0 | 0 | 0 | -8 | 0 |
| 31 | Jordan Gatliff | 01:45 | 0-0 | 0-0 | 0-0 | 0 0 0 | 0 0 | 0 | 0 | 0 | 0 | 0 | 0 | 0 | -3 | 0 |
| 10 | Sullivan Kulju | 01:02 | 0-0 | 0-0 | 0-0 | 0 0 0 | 0 0 | 0 | 0 | 0 | 0 | 0 | 0 | 0 | -3 | 0 |
| Team | | | | | | 1 0 1 | 0 | 0 | 1 | | | | | | | |
| Totals | | | 34-62 | 15-30 | 7-9 | 11 26 37 | 21 12 | 90 | 22 | 11 | 6 | 3 | 1 | 28 | | |

Technical Fouls: NONE

| | CSUN | RICH | | | | | | | |
|------------------|---------------------------|---------------------------|---------------|------|------|--------------------------|-----|-----|-----|
| Biggest lead | 0 (1 st 20:00) | 41 (2 nd 4:49) | Points from | CSUN | RICH | Period by Period Scoring | | | |
| Best Scoring Run | 12 (2 nd 2:27) | 22 (1 st 5:59) | Turnovers | 13 | 22 | | | | |
| Lead Changes | 0 | | Paint | 20 | 30 | CSUN | 1st | 2nd | TOT |
| Times Tied | 0 | | Second Chance | 6 | 11 | | 18 | 44 | 62 |
| Time with Lead | 00:00 | 39:42 | Fast Breaks | 8 | 11 | RICH | 55 | 35 | 90 |
| | | | Bench | 20 | 16 | | | | |

BOX SCORES



Official Basketball Box Score - Final
Wisconsin at Richmond
11/26/19 Barclays Center, Brooklyn
ROMAN LEGENDS CLASSIC presented by OLD TRAPPER - Semifinal Game 1

Game Time: 12:00 AM
Game Duration: 1:47

Officials: Randy McCall, Earl Walton, Donnie Eppley

Wisconsin - 52

Record: 4-2

| NO. | Name | Min | FG M-A | 3P M-A | FT M-A | Rebounds DR OT TOT | Fouls FD | TP | AS | TO | ST | Blocks BS | BA | +/ |
|--------|-----------------|---------|-----------|-----------|-----------|-----------------------|-------------|----|----|----|----|--------------|-----|-----|
| 2 | Aleem Ford | F 27:35 | 0-5 | 0-3 | 3-4 | 0 4 4 | 0 4 3 | 1 | 1 | 1 | 0 | 0 | 0 | -4 |
| 35 | Nate Reuvers | F 36:43 | 6-14 | 1-4 | 4-4 | 2 5 7 | 3 5 17 | 1 | 1 | 2 | 1 | 1 | 1 | -12 |
| 0 | D'Mitrik Trice | G 35:44 | 2-10 | 1-6 | 0-0 | 0 7 7 | 0 1 5 | 5 | 1 | 1 | 0 | 1 | 0 | -6 |
| 23 | Kobe King | G 25:26 | 3-7 | 1-4 | 3-4 | 2 2 4 | 2 3 10 | 0 | 3 | 0 | 1 | 0 | 1 | -6 |
| 34 | Brad Davidson | G 30:03 | 2-6 | 1-4 | 0-0 | 1 4 5 | 3 2 5 | 0 | 4 | 2 | 0 | 1 | 1 | -14 |
| 1 | Brevin Pritzl | 26:26 | 2-5 | 1-3 | 0-0 | 0 5 5 | 3 0 5 | 0 | 2 | 0 | 0 | 0 | 0 | -13 |
| 5 | Tyler Wahl | 15:49 | 2-2 | 2-2 | 1-2 | 1 1 2 | 3 1 7 | 0 | 0 | 1 | 0 | 0 | 0 | -1 |
| 12 | Trevor Anderson | 02:14 | 0-1 | 0-1 | 0-0 | 0 0 0 | 0 0 0 | 0 | 0 | 1 | 0 | 0 | 0 | -6 |
| Team | | | | | | 2 0 2 | 0 0 2 | 0 | 2 | | | | | |
| Totals | | | 17-50 | 7-27 | 11-14 | 8 28 36 | 14 16 52 | 7 | 15 | 6 | 2 | 3 | -10 | |

Technical Fouls: NONE

| Shooting By Period | | |
|--------------------------|-------|-------|
| 1st FG% | 10-26 | 38.5% |
| 3PT% | 3-15 | 20.0% |
| FT% | 6-8 | 75% |
| 2nd FG% | 7-24 | 29.2% |
| 3PT% | 4-12 | 33.3% |
| FT% | 5-6 | 83.3% |
| GM FG% | 17-50 | 34.0% |
| 3PT% | 7-27 | 25.9% |
| FT% | 11-14 | 78.6% |
| Dead Ball Rebounds: 1, 0 | | |



Official Basketball Box Score - Final
Auburn at Richmond
11/27/19 Barclays Center, Brooklyn
ROMAN LEGENDS CLASSIC presented by OLD TRAPPER - Championship Game

Game Time: 12:30 AM
Game Duration: 2:03
Attendance: 6,420

Officials: Bo Boroski, Chris Beaver, Edwin Young

Auburn - 79

Record: 7-0

| NO. | Name | Min | FG | | 3P | | FT | | Rebounds | | | Fouls | | TP | AS | TO | ST | Blocks | | +/- | | |
|--------|---------------------|---------|-------|-----|------|---|-------|---|----------|----|-----|-------|----|----|----|----|----|--------|----|-----|----------------|--|
| | | | M | A | M | A | M | A | OR | DR | TOT | PF | FD | | | | | BS | BA | | | |
| 3 | Danjel Purloy | F 31:43 | 3-7 | 1-3 | 6-7 | 2 | 7 | 9 | 1 | 3 | 13 | 0 | 2 | 1 | 0 | 0 | 0 | 13 | | | | |
| 23 | Isaac Okoro | F 22:56 | 4-6 | 0-1 | 1-1 | 2 | 4 | 6 | 4 | 2 | 9 | 1 | 2 | 0 | 1 | 0 | 15 | | | | | |
| 50 | Austin Wiley | C 22:17 | 6-7 | 0-0 | 6-11 | 4 | 4 | 8 | 3 | 8 | 18 | 0 | 2 | 0 | 2 | 1 | 0 | | | | | |
| 5 | J'Von McCormick | G 29:51 | 2-9 | 1-3 | 2-2 | 1 | 5 | 6 | 1 | 1 | 7 | 6 | 4 | 2 | 0 | 0 | 17 | | | | | |
| 10 | Samir Doughty | G 34:16 | 7-16 | 2-6 | 6-8 | 1 | 0 | 1 | 0 | 5 | 22 | 3 | 0 | 1 | 0 | 0 | 13 | | | | | |
| 22 | Allen Flanagan | 13:04 | 1-3 | 0-0 | 1-2 | 3 | 1 | 4 | 3 | 1 | 3 | 0 | 1 | 0 | 0 | 0 | -2 | | | | | |
| 24 | Antemee McLemore | 19:42 | 1-3 | 0-2 | 0-0 | 1 | 1 | 2 | 2 | 0 | 2 | 1 | 1 | 3 | 1 | 0 | 17 | | | | | |
| 1 | Jamal Johnson | 15:46 | 2-3 | 1-2 | 0-0 | 1 | 2 | 3 | 2 | 1 | 5 | 1 | 0 | 0 | 0 | 0 | 5 | | | | | |
| 35 | Devan Cambridge | 06:11 | 0-5 | 0-2 | 0-0 | 1 | 1 | 2 | 1 | 0 | 0 | 0 | 1 | 0 | 0 | 0 | -1 | | | | | |
| 2 | Jaylin Williams | 01:58 | 0-0 | 0-0 | 0-0 | 0 | 0 | 0 | 0 | 0 | 0 | 0 | 0 | 0 | 0 | 0 | -3 | | | | | |
| 0 | Tyrell Jones | 01:08 | 0-1 | 0-0 | 0-0 | 0 | 0 | 0 | 0 | 0 | 0 | 0 | 0 | 0 | 0 | 0 | -2 | | | | | |
| 13 | Babatunde Akingbola | 01:08 | 0-0 | 0-0 | 0-0 | 0 | 0 | 0 | 0 | 0 | 0 | 0 | 0 | 0 | 0 | 0 | -2 | | | | | |
| Team | | | | | | 2 | | 1 | | 3 | | | | | | | | | | | | |
| Totals | | | 26-60 | | 5-19 | | 22-31 | | 18 | | 26 | | 44 | | 17 | | 21 | | 79 | | 12 13 7 4 2 14 | |

Technical Fouls: NONE

| Shooting By Period | | |
|--------------------------|-------|-------|
| 1st FG% | 9-26 | 34.6% |
| 3PT% | 2-10 | 20.0% |
| FT% | 14-22 | 63.6% |
| 2nd FG% | 17-34 | 50.0% |
| 3PT% | 3-9 | 33.3% |
| FT% | 8-9 | 88.9% |
| GM FG% | 26-60 | 43.3% |
| 3PT% | 5-19 | 26.3% |
| FT% | 22-31 | 71.0% |
| Dead Ball Rebounds: 3, 0 | | |

Richmond - 62

Record: 5-0

| NO. | Name | | Min | FG M-A | 3P M-A | FT M-A | Rebounds OR DR TOT | Fouls PF F | TP | AS | TO | ST | Blocks BS | +/- |
|--------|----------------------|---|-------|-----------|-----------|-----------|-----------------------|---------------|----|----|----|----|--------------|-----|
| 4 | Nathan Cayo | F | 25:07 | 5-6 | 0-0 | 0-0 | 0 2 2 | 3 1 10 | 0 | 0 | 1 | 1 | 0 | 17 |
| 33 | Grant Golden | F | 26:59 | 7-12 | 0-0 | 2-4 | 2 10 12 | 4 3 16 | 1 | 1 | 1 | 1 | 0 | 6 |
| 0 | Jacob Gilyard | G | 38:05 | 1-5 | 1-3 | 2-2 | 0 3 3 | 1 2 5 | 5 | 3 | 1 | 0 | 1 | 10 |
| 1 | Blake Francis | G | 35:17 | 8-18 | 3-9 | 0-0 | 0 0 0 | 0 4 19 | 6 | 2 | 1 | 0 | 0 | 14 |
| 5 | Nick Sherod | G | 34:22 | 3-9 | 2-4 | 0-0 | 0 4 4 | 2 1 8 | 0 | 1 | 1 | 0 | 1 | 8 |
| 2 | Souleymane Koureissi | | 08:30 | 1-1 | 0-0 | 0-0 | 1 2 3 | 4 1 2 | 0 | 1 | 2 | 0 | 0 | 7 |
| 22 | Andre Gustavson | | 13:36 | 1-3 | 0-0 | 0-0 | 1 1 2 | 1 1 2 | 0 | 1 | 0 | 1 | 0 | -3 |
| 3 | Tyler Burton | | 08:25 | 0-2 | 0-1 | 0-0 | 0 4 4 | 0 0 0 | 0 | 0 | 1 | 0 | 0 | -2 |
| 15 | Matt Grace | | 04:31 | 0-0 | 0-0 | 0-0 | 0 0 0 | 1 0 0 | 0 | 0 | 0 | 0 | 0 | -3 |
| 11 | Jake Wojcik | | 05:08 | 0-0 | 0-0 | 0-0 | 0 1 1 | 0 1 0 | 0 | 0 | 0 | 0 | 0 | -4 |
| Team | | | | | | 0 0 0 | | | 0 | 0 | | | | |
| Totals | | | | 26-56 | 6-17 | 4-6 | 4 27 31 | 16 14 | 62 | 12 | 10 | 7 | 3 2 | 10 |

Technical Fouls: NONE

| Shooting By Period | | |
|--------------------------|-------|-------|
| 1st FG% | 14-31 | 45.2% |
| 3PT% | 3-10 | 30.0% |
| FT% | 0-1 | 0% |
| 2nd FG% | 12-25 | 48.0% |
| 3PT% | 3-7 | 42.9% |
| FT% | 4-5 | 80% |
| GM FG% | 26-56 | 46.4% |
| 3PT% | 6-17 | 35.3% |
| FT% | 4-6 | 66.7% |
| Dead Ball Rebounds: 0, 0 | | |

| Biggest lead | | UW | RICH |
|------------------|--|--------------|---------------|
| | | 2 (2nd 9:56) | 10 (2nd 1:00) |
| Best Scoring Run | | 8 (2nd 9:56) | 8 (2nd 2:58) |
| Lead Changes | | 4 | |
| Times Tied | | 5 | |
| Time with Lead | | 04:01 | 33:00 |

| Points from | UW | RICH | Period by Period Scoring | | | |
|---------------|----|------|--------------------------|-----|-----|-----|
| Turnovers | 5 | 17 | | 1st | 2nd | TOT |
| Paint | 10 | 28 | UW | 29 | 23 | 52 |
| Second Chance | 4 | 2 | | | | |
| Fast Breaks | 4 | 6 | RICH | 31 | 31 | 62 |
| Bench | 12 | 4 | | | | |

Richmond - 65

Record: 5-1

| No. | Name | | Min | FG | 3P | FT | Rebounds | Fouls | TP | AS | TO | ST | Blocks | BS | BA |
|--------|----------------------|---|-------|-------|------|-------|----------|-------|----|----|----|----|--------|----|-----|
| | | | | M-A | M-A | M-A | OR DR | TP | FF | DD | | | | | |
| 4 | Nathan Cayo | F | 31:28 | 2-5 | 0-0 | 4-4 | 0 6 6 | 2 4 | 8 | 0 | 1 | 0 | 1 | 0 | -14 |
| 33 | Grant Golden | F | 22:00 | 7-12 | 0-2 | 0-0 | 3 3 6 | 3 3 | 14 | 1 | 3 | 0 | 1 | 0 | -21 |
| 0 | Jacob Gilyard | G | 36:10 | 6-12 | 0-2 | 0-0 | 0 4 4 | 2 3 | 12 | 4 | 1 | 3 | 0 | 3 | -11 |
| 1 | Blake Francis | G | 35:06 | 3-14 | 0-6 | 1-2 | 1 1 2 | 2 2 | 7 | 1 | 3 | 1 | 0 | 0 | -17 |
| 5 | Nick Sherod | G | 35:02 | 5-13 | 2-7 | 0-0 | 0 4 4 | 2 0 | 12 | 1 | 2 | 0 | 0 | 0 | -11 |
| 2 | Souleymane Koureissi | | 09:29 | 2-4 | 0-0 | 0-0 | 2 0 2 | 2 1 | 4 | 0 | 0 | 0 | 0 | 1 | 0 |
| 22 | Andre Gustavson | | 15:13 | 1-2 | 0-0 | 2-3 | 2 2 5 | 1 2 | 4 | 0 | 1 | 0 | 0 | 0 | 7 |
| 3 | Tyler Burton | | 09:58 | 1-2 | 0-1 | 0-0 | 0 0 0 | 5 2 | 2 | 0 | 0 | 1 | 0 | 0 | 2 |
| 11 | Jake Wojcik | | 03:50 | 1-1 | 0-0 | 0-0 | 0 1 1 | 0 0 | 2 | 0 | 0 | 0 | 0 | 0 | -3 |
| 15 | Matt Grace | | 01:44 | 0-0 | 0-0 | 0-0 | 0 0 0 | 2 0 | 0 | 0 | 1 | 0 | 0 | 0 | -2 |
| Team | | | | | | 3 1 4 | | | | | | | | | |
| Totals | | | | 28-65 | 2-18 | 7-9 | 12 22 34 | 21 17 | 65 | 7 | 12 | 5 | 2 | 4 | -14 |

Technical Fouls: Gilyard 2nd 8:10

| | AUB | RIC | | | | | | | |
|------------------|---------------------------|---------------------------|-----------------------|-----|-----|--------------------------|-----|-----|-----|
| Biggest lead | 22 (2 nd 2:29) | 6 (1 st 16:33) | Points from Turnovers | AUB | RIC | Period by Period Scoring | | | |
| Best Scoring Run | 10 (2 nd 3:34) | 8 (1 st 4:15) | Paint | 42 | 46 | | 1st | 2nd | TOT |
| Lead Changes | 7 | | Second Chance | 25 | 17 | AUB | 34 | 45 | 79 |
| Times Tied | 2 | | Fast Breaks | 16 | 9 | RIC | 35 | 30 | 65 |
| Time with Lead | 29:45 | 09:33 | Bench | 10 | 12 | | | | |

Game Notes: Roman Legends Classic presented by Old Trapper Tournament MVP - Austin Wiley (Auburn) All-Tournament Team: Reuvers (Wisconsin), Gilyard (Richmond), Golden (Richmond), Doughty (Auburn) *



Official Basketball Box Score - Final
Boston College at Richmond
11/30/19 Robins Center, Richmond
2019-20 Men's Basketball

Game Time: 7:30 PM
Game Duration: 1:48
Attendance: 5,531

Officials: Roger Ayers, Brent Hampton, Brian O'Connell

Boston College - 44

Record: 4-4

| NO. | Name | Min | FG | 3P | FT | Rebounds | | Fouls | TP | AS | TO | ST | Blocks | | BS | BA | |
|--------|------------------|---------|-------|------|------|----------|----|-------|----|----|----|----|--------|----|----|-----|-----|
| | | | M-A | M-A | M-A | OR | DR | TOT | FF | FD | TS | OS | SS | BS | | | |
| 1 | Jarius Hamilton | F 22:33 | 3-9 | 2-5 | 0-0 | 0 | 3 | 3 | 0 | 8 | 0 | 3 | 2 | 0 | 0 | -10 | |
| 21 | Nik Popovic | F 31:39 | 1-7 | 0-2 | 0-0 | 2 | 4 | 6 | 2 | 0 | 2 | 3 | 1 | 0 | 0 | -15 | |
| 41 | Steffon Mitchell | F 25:48 | 2-3 | 0-0 | 1-5 | 6 | 3 | 9 | 0 | 4 | 5 | 1 | 2 | 0 | 0 | -12 | |
| 5 | Jay Heath | G 34:15 | 5-11 | 3-7 | 1-2 | 0 | 4 | 4 | 0 | 1 | 14 | 0 | 3 | 0 | 0 | -13 | |
| 11 | Derryck Thornton | G 29:14 | 3-12 | 1-7 | 0-0 | 1 | 5 | 6 | 1 | 4 | 7 | 3 | 3 | 0 | 0 | -19 | |
| 0 | CJ Felder | 21:31 | 1-4 | 0-2 | 2-2 | 0 | 7 | 7 | 2 | 1 | 4 | 1 | 2 | 0 | 0 | -14 | |
| 2 | Julian Rishwain | 25:30 | 1-5 | 1-2 | 1 | 2 | 3 | 1 | 3 | 4 | 1 | 2 | 0 | 1 | 0 | -9 | |
| 24 | Chris Herren Jr. | 04:10 | 0-3 | 0-0 | 0 | 0 | 0 | 0 | 0 | 0 | 0 | 1 | 0 | 0 | 0 | -7 | |
| 14 | Kamari Williams | 04:19 | 0-1 | 0-0 | 0 | 0 | 1 | 1 | 0 | 0 | 0 | 0 | 1 | 0 | 0 | -2 | |
| 13 | Luka Kraljevic | 01:01 | 0-0 | 0-0 | 0 | 0 | 0 | 0 | 0 | 0 | 0 | 0 | 0 | 0 | 0 | 1 | |
| Team | | | | | | 0 | 0 | 0 | 0 | 0 | 0 | 2 | | | | | |
| Totals | | | 16-55 | 7-28 | 5-11 | 10 | 29 | 39 | 6 | 13 | 44 | 11 | 18 | 2 | 3 | 2 | -20 |

Technical Fouls: NONE

| Shooting By Period | | |
|--------------------------|-------|-------|
| 1st FG% | 9-30 | 30.0% |
| 3PT% | 5-19 | 26.3% |
| FT% | 3-5 | 60% |
| 2nd FG% | 7-25 | 28.0% |
| 3PT% | 2-9 | 22.2% |
| FT% | 2-6 | 33.3% |
| GM FG% | 16-55 | 29.1% |
| 3PT% | 7-28 | 25.0% |
| FT% | 5-11 | 45.5% |
| Dead Ball Rebounds: 3, 0 | | |

Richmond - 64

Record: 6-1

| NO. | Name | Min | FG | 3P | FT | Reb | Fouls | TP | AS | TO | ST | Blocks | BS | BA | | |
|--------|----------------------|---------|-------|------|-------|-------|--------|----|----|----|----|--------|----|----|----|----|
| | | | M-A | M-A | M-A | OR | PF | | | | | FF | | | BB | |
| 2 | Souleymane Koureissi | F 13:33 | 1-2 | 0-0 | 0-0 | 0 1 1 | 3 0 2 | 0 | 4 | 0 | 2 | 1 | 10 | | | |
| 4 | Nathan Cayo | F 25:09 | 4-6 | 0-0 | 1-1 | 0 4 4 | 2 1 9 | 1 | 1 | 0 | 0 | 0 | 20 | | | |
| 00 | Jacob Gilyard | G 36:05 | 9-16 | 4-8 | 0-0 | 0 8 8 | 1 1 22 | 6 | 2 | 5 | 0 | 1 | 19 | | | |
| 1 | Blake Francis | G 31:25 | 6-12 | 4-7 | 2-2 | 0 4 4 | 2 1 18 | 2 | 2 | 1 | 0 | 0 | 13 | | | |
| 15 | Nick Sherod | G 23:30 | 1-9 | 0-5 | 0-0 | 1 2 3 | 1 0 2 | 5 | 3 | 1 | 0 | 0 | 8 | | | |
| 15 | Matt Grace | 08:32 | 0-2 | 0-1 | 0-0 | 0 2 2 | 0 0 0 | 2 | 1 | 0 | 0 | 0 | 1 | | | |
| 3 | Tyler Burton | 22:24 | 1-5 | 0-2 | 1-4 | 0 1 1 | 4 1 4 | 1 | 0 | 4 | 0 | 0 | 17 | | | |
| 22 | Kyle Gustavson | 20:56 | 3-5 | 1-2 | 0-0 | 5 2 1 | 7 1 1 | 0 | 0 | 0 | 0 | 0 | 16 | | | |
| 1 | Jahe Wopick | 07:45 | 0-1 | 0-0 | 0 0 | 2 2 1 | 1 0 1 | 0 | 0 | 0 | 0 | 0 | 1 | | | |
| 10 | Sullivan Kulju | 01:18 | 0-0 | 0-0 | 0 0 0 | 0 0 0 | 0 0 0 | 0 | 0 | 0 | 0 | 0 | -1 | | | |
| 21 | Tomas Verbinskis | 01:18 | 0-0 | 0-0 | 0 0 0 | 0 0 0 | 0 0 0 | 0 | 0 | 0 | 0 | 0 | -1 | | | |
| 31 | Jordan Gailley | 01:18 | 0-0 | 0-0 | 0 1 1 | 0 0 0 | 0 0 0 | 0 | 0 | 0 | 0 | 0 | -1 | | | |
| 12 | Gabe Arizin | 00:37 | 0-0 | 0-0 | 0 0 0 | 0 0 0 | 0 0 0 | 0 | 0 | 0 | 0 | 0 | 0 | | | |
| Team | | | | | 1 | 0 | 1 | 0 | 0 | 0 | 0 | | | | | |
| Totals | | | 25-58 | 9-24 | 5-5 | 4 | 32 | 36 | 13 | 6 | 64 | 18 | 11 | 2 | 3 | 20 |

SPIDERS RANKS

TEAM RANKS

| Statistic | National Conference Rank | | Value |
|--|--------------------------|----|-------|
| 3-pt Field Goal Attempts (350 ranked) | 113 | 4 | 203 |
| Assist Turnover Ratio (350 ranked) | 6 | 2 | 1.57 |
| Assists Per Game (350 ranked) | 11 | 2 | 17.6 |
| Blocked Shots Per Game (350 ranked) | 203 | 11 | 2.9 |
| Defensive Rebounds per Game (350 ranked) | 200 | 6 | 25.63 |
| Fewest Fouls (350 ranked) | 113 | 5 | 134 |
| Fewest Turnovers (350 ranked) | 44 | 3 | 90 |
| Field-Goal Percentage (350 ranked) | 35 | 2 | 48.3 |
| Field-Goal Percentage Defense (350 ranked) | 152 | 8 | 41.3 |
| Free Throw Attempts (350 ranked) | 322 | 14 | 104 |
| Free Throws Made (350 ranked) | 286 | 12 | 82 |
| Free-Throw Percentage (350 ranked) | 13 | 1 | 78.8 |
| Offensive Rebounds Per Game (350 ranked) | 291 | 13 | 8.38 |
| Personal Fouls Per Game (350 ranked) | 140 | 6 | 16.8 |
| Rebound Margin (350 ranked) | 269 | 11 | -2.5 |
| Scoring Defense (350 ranked) | 171 | 10 | 68.4 |
| Scoring Margin (350 ranked) | 66 | 3 | 11.8 |
| Scoring Offense (350 ranked) | 42 | 2 | 80.1 |
| Steals Per Game (350 ranked) | 81 | 5 | 8.0 |
| Three Pt FG Defense (349 ranked) | 157 | 10 | 32.0 |
| Three-Point Field Goals Per Game (350 ranked) | 7 | 1 | 10.6 |
| Three-Point Field-Goal Percentage (350 ranked) | 10 | 1 | 41.9 |
| Total 3-point FGM (350 ranked) | 21 | 1 | 85 |
| Total Assists (350 ranked) | 41 | 2 | 141 |
| Total Blocks (350 ranked) | 217 | 11 | 23 |
| Total Rebounds (350 ranked) | 257 | 8 | 272 |
| Total Rebounds Per Game (350 ranked) | 260 | 10 | 34.00 |
| Total Steals (350 ranked) | 109 | 5 | 64 |
| Turnover Margin (344 ranked) | 61 | 4 | 3.0 |
| Turnovers Forced (350 ranked) | 173 | 9 | 14.25 |
| Turnovers Per Game (350 ranked) | 23 | 1 | 11.3 |
| Won-Lost Percentage (345 ranked) | 26 | 3 | 87.5 |

INDIVIDUAL RANKS

| Statistic | Player | National Conference Rank | | Value |
|--|---------------|--------------------------|----|--------|
| 3-pt Field Goal Attempts (239 ranked) | Blake Francis | 96 | 6 | 59 |
| | Nick Sherod | 96 | 6 | 59 |
| Assist Turnover Ratio (248 ranked) | Jacob Gilyard | 11 | 1 | 3.57 |
| | Blake Francis | 215 | 9 | 1.60 |
| Assists Per Game (249 ranked) | Jacob Gilyard | 18 | 2 | 6.3 |
| Blocked Shots Per Game (229 ranked) | | | | |
| Defensive Rebounds per Game (233 ranked) | Grant Golden | 41 | 2 | 6.83 |
| Double Doubles (242 ranked) | Grant Golden | 110 | 9 | 2 |
| | Jacob Gilyard | 242 | 14 | 1 |
| Field-Goal Percentage (250 ranked) | Jacob Gilyard | 49 | 3 | 58.3 |
| | Grant Golden | 108 | 5 | 52.5 |
| | Nick Sherod | 231 | 11 | 45.3 |
| Free Throw Attempts (246 ranked) | | | | |
| Free Throws Made (229 ranked) | | | | |
| Free-Throw Percentage (249 ranked) | | | | |
| Minutes Per Game (250 ranked) | Jacob Gilyard | 38 | 4 | 35:55 |
| | Nick Sherod | 194 | 11 | 32:47 |
| Offensive Rebounds Per Game (249 ranked) | | | | |
| Points Per Game (247 ranked) | Blake Francis | 75 | 4 | 18.4 |
| | Jacob Gilyard | 97 | 5 | 17.5 |
| | Nick Sherod | 233 | 9 | 15.1 |
| Rebounds Per Game (250 ranked) | Grant Golden | 97 | 7 | 8.5 |
| Steals Per Game (244 ranked) | Jacob Gilyard | 1 | 1 | 3.63 |
| Three-Point Field Goals Per Game (244 ranked) | Nick Sherod | 19 | 2 | 3.38 |
| | Blake Francis | 30 | 4 | 3.13 |
| | Jacob Gilyard | 51 | 5 | 2.88 |
| Three-Point Field-Goal Percentage (131 ranked) | Jacob Gilyard | 6 | 1 | 52.3 |
| | Nick Sherod | 35 | 3 | 45.8 |
| | Blake Francis | 58 | 5 | 42.4 |
| Total 3-point FGM (247 ranked) | Nick Sherod | 26 | 3 | 27 |
| | Blake Francis | 45 | 4 | 25 |
| | Jacob Gilyard | 73 | 5 | 23 |
| Total Assists (248 ranked) | Jacob Gilyard | 21 | 1 | 50 |
| Total Blocks (248 ranked) | | | | |
| Total Field Goal Attempts (236 ranked) | Blake Francis | 86 | 3 | 117 |
| Total Field Goals Made (229 ranked) | Blake Francis | 103 | 5 | 52 |
| | Jacob Gilyard | 149 | 9 | 49 |
| Total Minutes (250 ranked) | Jacob Gilyard | 163 | 10 | 287:27 |
| Total Points (247 ranked) | Blake Francis | 106 | 4 | 147 |
| | Jacob Gilyard | 141 | 5 | 140 |



SPIDERS SEASON STATS

Game Records

| Record | Overall | Home | Away | Neutral |
|----------------|---------|------|------|---------|
| ALL GAMES | 7-1 | 5-0 | 1-0 | 1-1 |
| CONFERENCE | 0-0 | 0-0 | 0-0 | 0-0 |
| NON-CONFERENCE | 7-1 | 5-0 | 1-0 | 1-1 |

Score by Periods

| Team | 1st | 2nd | OT | TOT |
|-----------|-----|-----|----|-----|
| Richmond | 300 | 318 | 23 | 641 |
| Opponents | 237 | 290 | 20 | 547 |

Team Box Score

| No. | Player | | | | Total | | 3-Point | | F-Throw | | Rebounds | | | | | | | | | | | |
|-----------|-----------------------|-------|--------|------|---------|------|---------|-------|---------|-------|----------|-----|-----|------|-----|----|-----|-----|-----|-----|-----|------|
| | | GP-GS | MIN | AVG | FG-FGA | FG% | 3FG-FGA | 3FG% | FT-FTA | FT% | OFF | DEF | TOT | AVG | PF | DQ | A | TO | BLK | STL | PTS | AVG |
| 1 | FRANCIS, Blake | 8-8 | 253:20 | 31.7 | 52-117 | .444 | 25-59 | .424 | 18-22 | .818 | 4 | 14 | 18 | 2.3 | 12 | 0 | 24 | 15 | 0 | 9 | 147 | 18.4 |
| 00 | GILYARD, Jacob | 8-8 | 287:27 | 35.9 | 49-84 | .583 | 23-44 | .523 | 19-24 | .792 | 1 | 27 | 28 | 3.5 | 13 | 0 | 50 | 14 | 0 | 29 | 140 | 17.5 |
| 5 | SHEROD, Nick | 8-8 | 262:20 | 32.8 | 43-95 | .453 | 27-59 | .458 | 8-10 | .800 | 4 | 35 | 39 | 4.9 | 13 | 0 | 18 | 11 | 2 | 6 | 121 | 15.1 |
| 33 | GOLDEN, Grant | 6-6 | 152:26 | 25.4 | 31-59 | .525 | 0-3 | .000 | 10-14 | .714 | 10 | 41 | 51 | 8.5 | 12 | 0 | 14 | 10 | 5 | 2 | 72 | 12.0 |
| 4 | CAYO, Nathan | 7-7 | 183:11 | 26.2 | 25-40 | .625 | 0-0 | .000 | 14-15 | .933 | 7 | 23 | 30 | 4.3 | 16 | 0 | 9 | 4 | 5 | 4 | 64 | 9.1 |
| 22 | GUSTAVSON, Andre | 8-0 | 142:33 | 17.8 | 12-32 | .375 | 1-11 | .091 | 5-9 | .556 | 9 | 15 | 24 | 3.0 | 15 | 1 | 7 | 8 | 1 | 4 | 30 | 3.8 |
| 21 | VERBINSKIS, Tomas | 3-0 | 08:25 | 2.8 | 3-4 | .750 | 3-3 | 1.000 | 0-0 | .000 | 1 | 1 | 2 | 0.7 | 0 | 0 | 0 | 0 | 0 | 0 | 9 | 3.0 |
| 3 | BURTON, Tyler | 8-1 | 125:15 | 15.7 | 9-26 | .346 | 1-9 | .111 | 4-4 | 1.000 | 7 | 16 | 23 | 2.9 | 18 | 1 | 6 | 10 | 5 | 6 | 23 | 2.9 |
| 2 | KOUREISSI, Souleymane | 8-2 | 88:06 | 11.0 | 8-13 | .615 | 1-1 | 1.000 | 2-2 | 1.000 | 10 | 7 | 17 | 2.1 | 19 | 0 | 3 | 8 | 5 | 2 | 19 | 2.4 |
| 11 | WOJCIK, Jake | 8-0 | 87:12 | 10.9 | 3-14 | .214 | 2-11 | .182 | 1-2 | .500 | 3 | 15 | 18 | 2.3 | 5 | 0 | 5 | 3 | 0 | 1 | 9 | 1.1 |
| 15 | GRACE, Matt | 7-0 | 52:44 | 7.5 | 2-7 | .286 | 2-3 | .667 | 1-2 | .500 | 4 | 6 | 10 | 1.4 | 11 | 0 | 4 | 4 | 0 | 1 | 7 | 1.0 |
| 10 | KULJU, Sullivan | 3-0 | 02:51 | 1.0 | 0-0 | .000 | 0-0 | .000 | 0-0 | .000 | 0 | 0 | 0 | 0.0 | 0 | 0 | 1 | 0 | 0 | 0 | 0 | 0.0 |
| 31 | GAITLEY, Jordan | 3-0 | 03:34 | 1.2 | 0-0 | .000 | 0-0 | .000 | 0-0 | .000 | 0 | 1 | 1 | 0.3 | 0 | 0 | 0 | 0 | 0 | 0 | 0 | 0.0 |
| 12 | ARIZIN, Gabe | 1-0 | 00:37 | 0.6 | 0-0 | .000 | 0-0 | .000 | 0-0 | .000 | 0 | 0 | 0 | 0.0 | 0 | 0 | 0 | 0 | 0 | 0 | 0 | 0.0 |
| Team | | | | | | | | | | | 7 | 4 | 11 | | | | | 2 | | | | |
| Total | | 8 | | | 237-491 | .483 | 85-203 | .419 | 82-104 | .788 | 67 | 205 | 272 | 34.0 | 134 | 2 | 141 | 90 | 23 | 64 | 641 | 80.1 |
| Opponents | | 8 | | | 193-467 | .413 | 62-194 | .320 | 99-147 | .673 | 94 | 198 | 292 | 36.5 | 113 | - | 88 | 114 | 23 | 46 | 547 | 68.4 |

Team Statistics

| | UR | OPP |
|------------------------|----------------|----------------|
| Scoring | 641 | 547 |
| Points per game | 80.1 | 68.4 |
| Scoring margin | +11.7 | - |
| Field goals-att | 237-491 | 193-467 |
| Field goal pct | .483 | .413 |
| 3 point fg-att | 85-203 | 62-194 |
| 3-point FG pct | .419 | .320 |
| 3-pt FG made per game | 10.6 | 7.8 |
| Free throws-att | 82-104 | 99-147 |
| Free throw pct | .788 | .673 |
| F-Throws made per game | 10.3 | 12.4 |
| Rebounds | 272 | 292 |
| Rebounds per game | 34.0 | 36.5 |
| Rebounding margin | -2.5 | - |
| Assists | 141 | 88 |
| Assists per game | 17.6 | 11.0 |
| Turnovers | 90 | 114 |
| Turnovers per game | 11.3 | 14.3 |
| Turnover margin | +3.0 | - |
| Assist/turnover ratio | 1.6 | 0.8 |
| Steals | 64 | 46 |
| Steals per game | 8.0 | 5.8 |
| Blocks | 23 | 23 |
| Blocks per game | 2.9 | 2.9 |
| Winning streak | 2 | - |
| Home win streak | 5 | - |
| Attendance | 27104 | 3323 |
| Home games-Avg/Game | 5-5421 | 1-3323 |
| Neutral site-Avg/Game | - | 2-3210 |

Team Results

| Date | Opponent | | Score | Att. |
|----------|--------------------|---|--------|------|
| 11/08/19 | Saint Francis (PA) | W | 100-98 | 6602 |
| 11/14/19 | Vanderbilt | W | 93-92 | 5602 |
| 11/17/19 | CSUN | W | 90-62 | 4604 |
| 11/22/19 | McNeese | W | 87-57 | 4765 |
| 11/25/19 | vs Wisconsin | W | 62-52 | 0 |
| 11/26/19 | vs Auburn | L | 65-79 | 6420 |
| 11/30/19 | Boston College | W | 64-44 | 5531 |
| 12/03/19 | at Hampton | W | 80-63 | 3323 |



SPEED CHART



#0 JACOB GILYARD
G | JR | 5'9" | 160 | KANSAS CITY, MO

| PTS | REB | AST | STL | MIN |
|------|-----|-----|-----|------|
| 17.5 | 3.5 | 6.3 | 3.6 | 35.9 |

- Career-high 10 Ast (& no turnovers) vs Hampton
- 6th in D-I in 3-pt FG pct this season (52.3 pct)
- Leads D-I with 3.63 steals per game this season
- Preseason 1st Team All-A-10 selection & Preseason A-10 All-Defense selection
- Owns UR records for assists, steals, and 3-pttrs in player's 1st 2 seasons

| CAREER HIGHS | | LAST GAME | |
|--------------|-----|-----------|-----|
| PTS | REB | PTS | REB |
| 31 | 8 | 18 | 4 |
| AST | STL | AST | STL |
| 10 | 7 | 10 | 4 |



#1 BLAKE FRANCIS
G | R-JR | 6'0" | 176 | HERNDON, VA

| PTS | REB | AST | STL | MIN |
|------|-----|-----|-----|------|
| 18.4 | 2.3 | 3.0 | 1.1 | 31.7 |

- Tied career highs in Pts (29) and Ast (6) at Hampton
- Made at least 3 three-pointers in 7 of 8 games this season
- Sat out 2018-19 season after transferring to Richmond from Wagner
- Led Wagner with 17.3 PPG in 2017-18 & set school record w/ 102 3-pttrs
- Second Team All-Northeast Conference selection in 2018

| CAREER HIGHS | | LAST GAME | |
|--------------|-----|-----------|-----|
| PTS | REB | PTS | REB |
| 29 | 7 | 29 | 2 |
| AST | STL | AST | STL |
| 6 | 7 | 6 | 0 |



#2 SOULEYMANE KOUREISSI
F | SO | 6'9" | 215 | HARLEM, NY

| PTS | REB | AST | BLK | MIN |
|-----|-----|-----|-----|------|
| 2.4 | 2.1 | 0.4 | 0.6 | 11.0 |

- Made first career starts vs Boston College and Hampton
- 51.3 FG pct last yr was 2nd on team, best for UR true frosh since 2013
- Added 15 pounds during offseason, up 25 pounds since coming to UR
- Name is pronounced SAHL-uh-mon ker-ESS-ee
- 2 double-digit scoring games last year (T-8th most on team)

| CAREER HIGHS | | LAST GAME | |
|--------------|-----|-----------|-----|
| PTS | REB | PTS | REB |
| 10 | 5 | 0 | 3 |
| AST | BLK | AST | BLK |
| 2 | 2 | 0 | 0 |



#3 TYLER BURTON
F | FR | 6'7" | 195 | UXBRIDGE, MA

| PTS | REB | AST | BLK | MIN |
|-----|-----|-----|-----|------|
| 2.9 | 2.9 | 0.8 | 0.6 | 15.7 |

- Made first career start at Hampton, played career-high 28 mins
- Career high in Reb (5) and steals (4) vs BC
- Led Richmond's bench with 7 Pts vs McNeese
- Only scholarship freshman on Richmond's roster
- Rated as a top-10 class of 2019 recruit in CT & top 30 in New England

| CAREER HIGHS | | LAST GAME | |
|--------------|-----|-----------|-----|
| PTS | REB | PTS | REB |
| 7 | 5 | 2 | 3 |
| AST | BLK | AST | BLK |
| 2 | 3 | 1 | 1 |



#4 NATHAN CAYO
F | JR | 6'7" | 225 | MONTREAL, QUEBEC

| PTS | REB | AST | BLK | MIN |
|-----|-----|-----|-----|------|
| 9.1 | 4.3 | 1.3 | 0.7 | 26.2 |

- Did not play at Hampton (ankle), snapping streak of 40 straight starts
- Made 14 of 15 FTA this season (made 58% from line last year)
- Increased scoring avg by 10.6 PPG last year (biggest increase in A-10)
- 59.9 FG pct last yr was 3rd in A-10, 23rd nationally
- Last name is pronounced KAY-oh

| CAREER HIGHS | | LAST GAME | |
|--------------|-----|-----------|-----|
| PTS | REB | PTS | REB |
| 23 | 8 | -- | -- |
| AST | BLK | AST | BLK |
| 5 | 4 | -- | -- |




#5 NICK SHEROD
G | R-JR | 6'4" | 230 | RICHMOND, VA

| PTS | REB | AST | STL | MIN |
|------|-----|-----|-----|------|
| 15.1 | 4.9 | 2.3 | 0.8 | 32.8 |

- Team-high & season-high 9 Reb at Hampton
- Career-high 7 three-pointers vs CSUN (1 shy of school record)
- 2 25-point games this season (4 in previous 3 seasons combined)
- Named A-10 Co-Player of the Week on 11/11 (w Dayton's Obi Toppin)
- Missed final 27 games last yr after tearing left ACL vs Hampton (11/25)

| CAREER HIGHS | | LAST GAME | |
|--------------|-----|-----------|-----|
| PTS | REB | PTS | REB |
| 32 | 14 | 16 | 9 |
| AST | STL | AST | STL |
| 7 | 4 | 2 | 1 |



#11 JAKE WOJCIK
G | SO | 6'4" | 190 | SAN JOSE, CA

| PTS | REB | AST | STL | MIN |
|-----|-----|-----|-----|------|
| 1.1 | 2.3 | 0.6 | 0.1 | 10.9 |

- 22 Pts, 8 Reb (both career highs) at South Alabama last year
- Made jumpshot with 12 seconds left for UR's final points vs Auburn
- 33 starts last yr were 2nd most ever by freshman in UR history
- Made 65 3-pttrs last yr (9th in A-10, 2nd most every by UR frosh)
- Father Dave was head coach at San Jose St from 2013-17

| CAREER HIGHS | | LAST GAME | |
|--------------|-----|-----------|-----|
| PTS | REB | PTS | REB |
| 22 | 8 | 0 | 6 |
| AST | STL | AST | STL |
| 5 | 5 | 0 | 0 |



#12 MATT GRACE
F | SO | 6'9" | 230 | HAMILTON, ONTARIO

| PTS | REB | AST | BLK | MIN |
|-----|-----|-----|-----|-----|
| 1.0 | 1.4 | 0.6 | 0.0 | 7.5 |

- Scored career-high 7 Pts at Hampton (2 three-pointers, 1 free throw)
- DNP vs Vanderbilt, snapping streak of 29 straight games played
- Led team in Ast-TO ratio last year (2.7 -- 16 Ast, 6 TO)
- Made crucial three-pointer from top of key vs Fordham in A-10 Tourney
- Former hockey player

| CAREER HIGHS | | LAST GAME | |
|--------------|-----|-----------|-----|
| PTS | REB | PTS | REB |
| 7 | 3 | 7 | 3 |
| AST | BLK | AST | BLK |
| 4 | 2 | 1 | 0 |



#22 ANDRE GUSTAVSON
G | SO | 6'4" | 195 | HELSINKI, FINLAND

| PTS | REB | AST | STL | MIN |
|-----|-----|-----|-----|------|
| 3.8 | 3.0 | 0.9 | 0.5 | 17.8 |

- Scored 15 Pts in last 2 games (2.5 PPG in first 6 gms this season)
- GW free throw w 0.6 sec in OT vs Vanderbilt (fouled on GW dunk attempt)
- Started 19 games last year, including final 18 of season
- 9.8 PPG competing for Finland at World University Games this offseason
- Last name is pronounced GOOS-tahv-son

| CAREER HIGHS | | LAST GAME | |
|--------------|-----|-----------|-----|
| PTS | REB | PTS | REB |
| 13 | 6 | 8 | 3 |
| AST | STL | AST | STL |
| 10 | 5 | 2 | 0 |



#33 GRANT GOLDEN
F | R-JR | 6'10" | 255 | WINCHESTER, VA

| PTS | REB | AST | BLK | MIN |
|------|-----|-----|-----|------|
| 12.0 | 8.5 | 2.3 | 0.8 | 25.4 |

- DNP vs BC and at Hampton (ankle), snapping streak of 71 straight starts
- 22 Pts, 8 Reb, 6 Ast at South Alabama last season
- Preseason 2nd Team All-A-10 selection (2nd straight yr as Preseason All-A-10)
- 3rd in scoring, (17.2 PPG), 8th in rebounding (7.1 RPG) in A-10 last year
- 1st Spider to ever earn All-Conference honors as freshman AND sophomore

| CAREER HIGHS | | LAST GAME | |
|--------------|-----|-----------|-----|
| PTS | REB | PTS | REB |
| 33 | 12 | -- | -- |
| AST | BLK | AST | BLK |
| 7 | 6 | -- | -- |

