

9 NCAA TOURNAMENTS
6 CONFERENCE TITLES



#ONERICHMOND
UNITED IN RED

2018-19 SCHEDULE

NOVEMBER

Nov. 9	LONGWOOD (ESPN+)	L, 63-58
Nov. 14	ST. FRANCIS BROOKLYN (ESPN+, NBCSW)	W, 88-66
Nov. 16	IUPUI (ESPN+, MASN)	W, 78-70
Nov. 19	vs Loyola-Chicago^ (FS1)	L, 82-66
Nov. 21	vs Wyoming^ (FS1)	L, 68-66
Nov. 25	HAMPTON (ESPN+, NBCSW)	L, 86-66
Nov. 28	at Georgetown (CBSN)	L, 90-82

DECEMBER

Dec. 1	WAKE FOREST (NBCSN)	W, 84-74
Dec. 5	COPPIN STATE (ESPN+, NBCSW+)	W, 82-47
Dec. 15	ORAL ROBERTS (ESPN+, NBCSW+)	L, 59-52
Dec. 19	OLD DOMINION (ESPN+, MASN)	L, 63-54
Dec. 22	vs High PointΔ (FACEBOOK)	W, 74-59
Dec. 29	at South Alabama (ESPN+)	W, 91-82

JANUARY

Jan. 6	at Dayton* (NBCSN)	L, 72-48
Jan. 9	RHODE ISLAND* (ESPN+, MASN2)	L, 78-67
Jan. 12	at George Washington* (ESPN+)	W, 76-56
Jan. 16	DUQUESNE* (ESPN+, NBCSW+)	L, 74-68
Jan. 19	at Davidson* (NBCSN)	12:30 PM
Jan. 23	at Saint Joseph's* (ESPN+, NBCSW+)	7 PM
Jan. 26	ST. BONAVENTURE* (ESPN+, NBCSW)	6 PM
Jan. 30	at Saint Louis* (ESPN+, FS MIDWEST)	7 PM

FEBRUARY

Feb. 2	LA SALLE* (ESPN+, MASN)	6 PM
Feb. 6	GEORGE MASON* (ESPN+, MASN2)	7 PM
Feb. 9	GEORGE WASHINGTON*∞ (ESPN+, MASN)	7 PM
Feb. 13	at VCU*# (ESPN2/ESPNU)	7 PM
Feb. 20	FORDHAM* (ESPN+, NBCSW+)	7 PM
Feb. 23	at La Salle* (ESPN+)	2 PM
Feb. 27	at George Mason* (ESPN+)	7 PM

MARCH

March 2	VCU*# (CBSSN)	4 PM
March 6	at Massachusetts* (ESPN+)	7 PM
March 9	DAVIDSON* (ESPN+, NBCSW+)	6 PM
March 13-17	A-10 Championship	TBD

BOLD indicates home game

^ Fort Myers Tip-Off

Δ Holiday Hoops Fest (Washington, DC)

∞ SolarTyme Green Game

Lumber Liquidators Capital City Classic

*Atlantic 10 game

All times EST, subject to change

Richmond SPIDERS (7-10, 1-3)

AT Davidson WILDCATS (12-5, 3-1)

SPIDERS STARTERS

• Richmond's top four scorers this season in terms of total points are all freshmen or sophomores. 84 percent of the Spiders points have come from underclassmen (freshmen or sophomores) this season, the seventh-highest rate for any Division I team.

• Sophomore Nathan Cayo has led all scorers in each of the Spiders last two games. Over the last week, he's averaging 20.5 points per game - tied for first in the A-10 -- and leading the conference with a field goal percentage of .737.

• Sophomore Jacob Gilyard enters the weekend leading the A-10 in steals (3.3 per game), ranking second in assists (5.7 per game), and ninth in scoring (16.1 per game). The last underclassman (sophomore or freshman) in D-I to average 16-5-3 for a full season was South Carolina's Devan Downey in 2007-08.

• Between Gilyard (ninth), Grant Golden (fourth), Kellan Grady (third), and Jon Axel Gudmundsson (eighth), four of the of the A-10's top-nine scorers will be on the court Saturday.

• Richmond won both games vs Davidson last season, including a 66-63 victory at Belk Arena on January 28th. In that game, Grant Golden scored a game-high 24 points and made 11 of his 15 shots from the field.

• The Spiders have won four straight against Davidson. That is their second-longest active win streak against an A-10 opponent, behind their current run of five straight wins vs UMass.

• Both Golden and Grady were Preseason First-Team All-Atlantic 10 selections this season. They're two of just three sophomores named Preseason First-Team All-A-10 in the last 10 years, along with Saint Joseph's DeAndre' Bembry (2014).

• With freshman Andre Gustavson replacing senior Julius Johnson in the starting lineup for each of the last two games, the Spiders starting five included three sophomores and two freshmen. This is the first time since Richmond began tracking starting lineups in the mid-1980s that the Spiders starters do not include a junior or senior.

WITH A WIN ...

• Richmond would win its fifth straight vs Davidson, tied for its longest active win streak vs an A-10 opponent (UMass).

• UR would have a winning road record (3-2) for the first time this season.

• The Spiders would have won three straight at Belk Arena following a three-game losing streak their from 2011-16.

• Richmond would improve to 6-5 in its last 11 games following a 2-5 start to the season.

• The Spiders would have won four of their last five games away from home following a three-game losing streak away from home to start the season.

THE MATCHUP



Head Coach: Chris Mooney
School Record: 244-205
Career DI Record: 262-217
Career vs Opponent: 5-5



Head Coach: Bob McKillop
School Record: 566-345
Career DI Record: 566-345
Career vs Opponent: 5-5

Meetings: 50

Leader: DAV, 33-17

Current Streak: RICH W4

UR at home: 12-13

UR on road: 4-17

Neutral site: DAV, 1-3

1st Meeting: 12/16/1939

(Richmond, 33-22)

Last Meeting: 1/28/2018

(Richmond, 66-63)

WATCH



NBC SPORTS NETWORK

PxP: Rick Allen Analyst: David Kaplan

NOTE: International streaming packages of select A-10 events on ESPN+ are available at atlantic10.com/watchinternational

LISTEN



PxP: Bob Black Analyst: Greg Beckwith

FOLLOW



@SpiderMBB



@SpiderMBB



Richmond Spiders Men's Basketball



RichmondSpiders.com

ABOUT UR BASKETBALL

University Information

Location..... University of Richmond, VA 23173
 Founded..... 1830
 Enrollment..... 3,036
 Nickname..... Spiders
 School Colors..... Red and Blue
 Arena..... Robins Center
 Opened..... 1972
 Capacity..... 7,201
 President..... Dr. Ronald A. Crutcher (Miami (OH), 1969)
 Athletics Director..... John Hardt (Iowa, 1984)

Team Information

Conference..... Atlantic 10
 2017-18 Record..... 12-20
 A10 Record (Finish)..... 9-9 (T-5th)
 Letterwinners Returning/Lost..... 9/7
 Starters Returning/Lost..... 3/2
 Newcomers..... 6

Program History


First Season of Men's Basketball..... 1913-14
 All-Time Record Entering 2018-19..... 1,375-1,195
 NCAA Appearances..... 9
 ('84, '86, '88, '90, '91, '98, '04, '10, '11)
 NCAA Tournament Record..... 8-9
 NIT Record (Appearances)..... 10-9 (9)
 Atlantic 10 Tournament Championships..... 1 (2011)

Coaching and Support Staff

Head Coach..... Chris Mooney, 14th season
 Alma Mater, Year..... Princeton, 1994
 Associate Head Coach..... Rob Jones
 (Toccoa Falls, '01), 14th Season
 Associate Head Coach..... Marcus Jenkins
 (Air Force '04), 4th Season
 Assistant Coach..... Kim Lewis
 (Tulane '94), 8th Season
 Director of Basketball Operations..... Steve Thomas
 (Rowan '06), 4th Season
 Director of Basketball Operations..... Mark McGonigal
 (Richmond '09), 3rd Season
 Video Coordinator..... Will Gipe
 (Virginia Tech '14), 3rd Season
 Athletic Trainer..... Adam Smith (Delaware '99)
 Strength Coach..... Jason DeMayo (Cortland '02)

Athletic Public Relations

Web Site..... RichmondSpiders.com
 Athletic Department Phone..... 804-289-8363
 Athletic Department Fax..... 804-287-1919
 Men's Basketball Contact..... Jason Vida
 Office Phone..... 804-289-8320
 Cell Phone..... 267-566-2130
 Email..... jvida@richmond.edu
 Twitter..... @SpiderMBB
 Instagram..... @SpiderMBB



RICHMOND ROSTER

No.	Name	Pos.	Ht.	Wt.	Year	Hometown (High School/Previous School)
0	Jacob Gilyard	G	5-9	160	So.	Kansas City, Mo. (The Barstow School)
1	Blake Francis*	G	6-0	165	Jr.	Herndon, Va. (Westfield/Wagner)
2	Souleymane Koureissi	F	6-9	200	Fr.	Harlem, N.Y. (Iona Prep)
4	Nathan Cayo	F	6-7	205	So.	Montreal, Quebec (College Jean De Brebeuf)
5	Nick Sherod	G	6-4	230	Jr.	Richmond, Va. (St. Christopher's)
10	Sullivan Kulju	F	6-6	220	So.	New Berlin, Wisc. (Eisenhower)
11	Jake Wojcik	G	6-4	185	Fr.	San Jose, Calif. (Bellarmine College Prep)
15	Matt Grace	F	6-9	210	Fr.	Hamilton, Ontario (TRC Academy)
21	Tomas Verbinskis	F	6-7	210	R-Fr.	Klaipeda, Lithuania (Sagemont (Fla.))
22	Andre Gustavson	G	6-4	175	Fr.	Helsinki, Finland (Helsinki Basketball Academy)
24	Noah Yates	F	6-5	210	Gr.	Point Pleasant Beach, N.J. (Point Pleasant Beach/Yale)
30	Keith Oddo	G	6-1	185	Sr.	Roanoke, Va. (North Cross)
31	Jordan Gaitley	G	6-4	205	So.	Haverford, Pa. (Fordham Prep (N.Y.))
32	Julius Johnson	G	6-3	200	Sr.	Cocoa, Fla. (Florida Air Academy)
33	Grant Golden	F	6-10	265	R-So.	Winchester, Va. (St. James (Md.))

* Will sit out 2018-19 season due to NCAA transfer regulations

PRONUNCIATIONS

Nathan Cayo	CAY-oh
Jacob Gilyard	GILL-yerd
Andre Gustavson	GOOS-tahv-sun
Souleymane Koureissi	SAHL-uh-mon ker-ESS-ee
Sullivan Kulju	COOL-you
Nick Sherod	sure-ROD
Tomas Verbinskis	TOM-iss ver-BIN-skiss
Jake Wojcik	WOJ-ick

Breakdown BY CLASS

Freshmen (5): Grace, Gustavson, Koureissi, Verbinskis, Wojcik
 Sophomores (5): Cayo, Gaitley, Gilyard, Golden, Kulju
 Juniors (2): Francis, Sherod
 Seniors (2): Johnson, Oddo
 Graduate Students (1): Yates

Breakdown BY STATE

California (1): Wojcik
 CANADA (2): Cayo, Grace
 FINLAND (1): Gustavson
 Florida (2): Johnson, Verbinskis
 Missouri (1): Gilyard
 New Jersey (1): Yates
 New York (1): Koureissi
 Pennsylvania (1): Gaitley
 Virginia (4): Francis, Golden, Oddo, Sherod
 Wisconsin (1): Kulju

KNOW YOUR FOE: DAVIDSON

RICHMOND vs DAVIDSON (17-33)

Date	Site	W/L	Score	Series
12/16/1939	H	W	33-32	1-0
2/17/1950	H	W	81-60	2-0
12/15/1950	H	W	69-61	3-0
12/28/1956	H	W	92-63	4-0
1/30/1961	A	W	83-78	5-0
2/14/1961	H	W	90-77	6-0
2/5/1962	H	L	52-55	6-1
2/20/1962	A	L	62-72	6-2
2/1/1963	A	L	73-95	6-3
2/13/1963	H	L	57-72	6-4
1/15/1964	H	L	49-52	6-5
2/11/1964	A	L	67-95	6-6
1/4/1965	A	L	67-97	6-7
2/13/1965	H	L	73-83	6-8
1/4/1966	H	L	89-98	6-9
2/8/1966	A	L	74-80	6-10
2/25/1966	N	L	65-84	6-11
1/4/1967	H	W	72-69	7-11
2/7/1967	A	L	79-94	7-12
2/10/1968	H	L	67-85	7-13
2/21/1968	A	L	89-106	7-14
12/17/1968	H	L	60-62	7-15
2/11/1969	A	L	95-114	7-16
2/28/1969	N	L	83-97	7-17
12/16/1969	H	L	77-98	7-18
2/14/1970	A	L	60-97	7-19
3/6/1970	N	L	61-81	7-20
12/15/1970	A	L	54-67	7-21
2/13/1971	H	L	70-80	7-22
12/14/1971	H	L	66-100	7-23
1/15/1972	A	L	80-112	7-24
12/12/1972	H	L	80-88	7-25
1/20/1973	A	L	77-89	7-26
12/15/1973	H	W	79-78	8-26
2/6/1974	A	L	72-93	8-27
3/1/1974	N	W	86-68	9-27
12/12/1974	H	W	67-61	10-27
2/4/1975	A	L	79-103	10-28
12/3/1976	A	W	75-62	11-28
1/17/1976	H	W	72-69	12-28
11/14/2011	A	L	61-74	12-29
12/29/2012	H	L	64-70	12-30
1/3/2015	A	L	67-81	12-31
1/17/2015	H	W	89-63	13-31
1/25/2016	H	L	70-78	13-32
2/16/2016	A	L	79-83	13-33
12/31/2016	A	W	82-80	14-33
2/21/2017	H	W	84-76	15-33
12/30/2017	H	W	69-58	16-33
1/28/2018	A	W	66-63	17-33

Home: 12-13 (Robins Center: 6-3)
Away: 4-17 Neutral: 1-3

LAST MEETING - 1/28/2018 RICHMOND 66, DAVIDSON 63

RICHMOND 66 • 8-13, 6-3 A-10

#	Player		Total		3-Ptr	FT-FTA	Rebounds			PF	TP	A	TO	Blk	Stl	Min
			FG-FGA	FG-FGA			Off	Def	Tot							
00	GILYARD, Jacob	*	5-10	3-6	1-3		1	1	2	1	14	4	2	0	3	37
02	FORE, Khwan	*	3-8	0-1	0-0		0	1	1	2	6	2	2	0	1	37
05	SHEROD, Nick	*	5-10	0-2	0-0		3	11	14	2	10	4	1	1	1	36
11	BUCKINGHAM, De'Mont	*	2-8	1-3	3-4		1	1	2	3	8	3	1	0	2	29
33	GOLDEN, Grant	*	11-15	2-3	0-4		1	4	5	3	24	2	0	1	1	28
01	KIRBY, Joe		0-2	0-2	0-0		0	0	0	1	0	0	0	0	1	6
04	CAYO, Nathan		2-2	0-0	0-0		0	1	1	0	4	0	0	0	0	8
25	MADRID-ANDREWS, J		0-1	0-1	0-0		0	0	0	0	0	0	0	0	0	6
32	JOHNSON, Julius		0-1	0-1	0-0		0	1	1	1	0	1	0	0	0	13
Team							0	1	1							
Totals			28-57	6-19	4-11		6	21	27	13	66	16	6	2	9	200

FG % 1st Half: 12-30 40.0% 2nd half: 16-27 59.3% Game: 28-57 49.1%
3FG % 1st Half: 1-10 10.0% 2nd half: 5-9 55.6% Game: 6-19 31.6%
FT % 1st Half: 0-2 0.0% 2nd half: 4-9 44.4% Game: 4-11 36.4%

Deadball
Rebounds
2

Davidson 63 • 10-9, 5-3 A-10

#	Player		Total		3-Ptr	FT-FTA	Rebounds			PF	TP	A	TO	Blk	Stl	Min
			FG-FGA	FG-FGA			Off	Def	Tot							
03	GUDMUNDSSON, Jon A	*	7-14	2-6	5-6		1	5	6	2	21	4	4	1	1	38
15	MICHELSSEN, Oskar	*	0-0	0-0	0-0		0	2	2	1	0	0	1	0	0	12
20	PRITCHETT, KiShawn	*	2-6	1-3	0-0		0	3	3	1	5	1	5	0	0	29
23	ALDRIDGE, Peyton	*	7-13	1-3	3-4		1	4	5	2	18	1	1	1	0	40
31	GRADY, Kellan	*	5-13	2-8	2-2		2	2	4	4	14	2	2	0	1	40
02	WATKINS, Jordan		0-0	0-0	0-0		0	0	0	1	0	0	0	0	0	0+
22	MAGARITY, Will		2-3	1-1	0-0		3	5	8	1	5	0	2	1	0	28
32	REIGEL, Rusty		0-1	0-1	0-0		1	5	6	1	0	1	1	0	1	13
Team							0	2	2							
Totals			23-50	7-22	10-12		8	28	36	13	63	9	17	3	3	200

FG % 1st Half: 10-22 45.5% 2nd half: 13-28 46.4% Game: 23-50 46.0%
3FG % 1st Half: 3-9 33.3% 2nd half: 4-13 30.8% Game: 7-22 31.8%
FT % 1st Half: 1-3 33.3% 2nd half: 9-9 100.0 Game: 10-12 83.3%

Deadball
Rebounds
0

Officials: Jamie Luckie, Jeff Clark, Tim Clougherty
Technical fouls: RICHMOND-GOLDEN, Grant. Davidson-None.
Attendance: 4412

Score by periods	1st	2nd	Total
RICHMOND	25	41	66
Davidson	24	39	63

	In	Off	2nd	Fast	Bench
Points	Paint	T/O	Chance	Break	
RICHMO	37	19	7	7	4
DAV	28	6	2	0	5

Last FG - RICHMOND 2nd-01:06, DAV 2nd-00:03.
Largest lead - RICHMOND by 8 2nd-11:24, DAV by 6 1st-13:20.
RICHMOND led for 19:31. DAV led for 17:50. Game was tied for 02:39.

Score tied - 3 times.
Lead changed - 7 times.

DAVIDSON, N.C. -- Grant Golden dominated the paint, Nick Sherod dominated the boards, and the Spiders defense was just dominant in Richmond's 66-63 win at Davidson Sunday. Golden led all scorers with 24 points as the Spiders moved into second place in the A-10 standings with their fifth straight win.

Richmond made just one of its ten three-point attempts in the first half and shot only 40 percent from the field but held a slim one-point lead at intermission, 25-24, behind 12 points from Golden and a defense that forced nine Wildcat turnovers.

Davidson made its first five field goal attempts after halftime to build a 36-31 lead with 15:43 remaining, but Golden and Jacob Gilyard combined to score the game's next 12 points as the Spiders raced back to take a seven-point lead into the under-12 media timeout. Davidson was able to close the gap to three points three different times down the stretch but none further as Richmond held on for its fourth straight win in the series, the Spiders longest win streak vs the Wildcats since winning the first six meetings between the schools from 1939-61.

It was the seventh time this season Golden has scored at least 20 points, more than any other Spiders freshman in at least the last 20 years. He made 11 of his 15 field goals attempts, including a pair of three-pointers. During Richmond's five-game win streak, Golden is scoring 20.8 points per game and shooting 59 percent from the field.

Sherod grabbed a career-best 14 rebounds, six more than any player on either team and more than half of the Spiders total (27) for the game. The sophomore guard added 10 points for his first career double-double.

Freshman Jacob Gilyard scored nine of his 14 points after halftime, capping the Spiders critical 12-0 run in the second half with a pull-up jumper and three-pointer. He also added three steals, matching the total of the entire Davidson team, and now has 55 steals this season, one shy of the Spiders freshman record.

As a team, Richmond forced 17 turnovers, the most by Davidson in a game this season. The Spiders scored 19 points off turnovers, 13 more than the Wildcats.



THE BIG PICTURE

The Spiders System

Over his 14 seasons at Richmond, Coach Mooney's offense has evolved into a system that embodies the concept of "basketball without positions."

While shorter players will begin most possessions further away from the basket and taller players will begin most possessions on the wing or in the paint, they will rarely end up anywhere near where they started.

On each possession, every player on the court is equally as likely to handle the ball, shoot a three, cut back door, or set up on the low block. The Spiders offense places a premium on passing, cutting, and outside shooting, and Richmond's coaches focus on developing those skills in each Spider.

While Richmond's was primarily known as a half-court team earlier in Coach Mooney's tenure, the Spiders have adapted a faster, more up-tempo attack in recent seasons. Richmond has averaged over 70 points per game each of the last three years -- the only seasons they've scored over 70 points per game during Chris Mooney's tenure.

Two additional feature of the Spiders offense are a focus on taking care of the ball and a propensity for easy baskets that lead to a high shooting percentage. Over the previous 10 seasons (2008-09 through 2017-18), Richmond ranked 11th in Division I in turnovers per game (11.1) and 22nd in assist-to-turnover ratio (1.2). Over the previous three seasons (2015-16 through 2017-18), Richmond shot 47.1 percent from field -- the highest rate in the A-10.

Top of the Conference

In the first 13 seasons of the Chris Mooney era, the Spiders have been one of the most successful programs in the Atlantic 10, ranking near the top of the conference in wins, postseason appearances, and attendance.

Richmond A-10 Ranks Under Chris Mooney
2005-06 to 2017-18

		Rank
Total wins	237	T-3rd
A-10 wins	118	2nd
Top-25 wins	13	2nd
3-pt FG	3,104	1st
Steals	2,926	1st
All-Conf/All-Rookie Awards	28	2nd
Postseason appearances	7	T-2nd
Total attendance	1.137M	4th

Rate of Return

While only 6 of the 115 Spiders appeared in a game at UR last season, Richmond returned two-thirds of its scoring from 2017-18, including three of its four leading scorers.

The Spiders returners from 2017-18 combined to shoot better from the field (47% to 44%), 3-point line (36% to 29%), and FT line (73% to 70%) than players who didn't return to the Spiders this season.

Richmond Production Last Season

	Returning	Departed
Minutes	63%	37%
Points	66%	34%
Rebounds	60%	40%
Assists	58%	42%
Steals	68%	32%
Blocks	74%	26%
3-pt FG	75%	25%

Milestone Win

Chris Mooney became the winningest coach in Richmond history with an 84-74 win over Wake Forest on December 1, 2018. It was his 240th victory as a Spider, breaking a tie with Dick Tarrant for the most wins by a coach in Richmond basketball history.

It was Mooney's 22nd win over a power-conference opponent at Richmond and gave him at least one win against a power-conference team in 13 of his 14 seasons at Richmond.

Mooney joined Phil Martelli (Saint Joseph's) and Bob McKillop (Davidson) as the only active A-10 coaches who own their school's record for wins by a head coach.

Major Loss

Junior Nick Sherod tore his left ACL in the first half against Hampton on November 25 and will miss the remainder of the season.

Sherod, the Spiders leading scorer in conference play in 2017-18 (17.6 PPG), was Richmond's active career leader in starts (56), minutes (1,955), points (797), and rebounds (273) at the time of his injury. He was also the only Richmond starter who was a junior or senior over the season's first five games.

He is expected to apply for a medical redshirt and could have two seasons of eligibility remaining.

Underclassmen Everywhere

Of the Spiders 13 scholarship players, eight are freshmen or sophomores. (Cayo, Gilyard, Golden are sophomores; Grace, Gustavson, Koureissi, Verbinskis, Wojcik are freshmen.) Richmond is scheduled to return 11 of its 13 scholarship players next season, all except seniors Julius Johnson and Keith Oddo.

RICHMOND RECORD WHEN

	Overall	Atlantic 10
Scores 60 or more	7-6	1-2
Scores 70 or more	7-1	1-0
Scores 80 or more	4-1	--
Scores under 60	0-4	0-1
Allows under 60	3-1	1-0
Allows under 70	4-4	1-0
Allows over 70	3-6	0-3
Decided by 5 or less	0-2	--
Leading/tied, 5 min left	7-5	1-1
Trailing, 5 min left	0-5	0-2
Leading/tied, half	6-4	1-1
Trailing, half	1-6	0-2
Higher FG pct	6-3	1-3
Lower FG pct	1-7	0-2
Shooting over 40 pct, FG	7-6	1-2
Shooting over 50 pct, FG	6-3	1-1
Shooting under 40 pct, FG	0-4	0-1
Outrebound opponent	4-0	1-0
Outrebounded by opponent	3-8	0-3
Fewer/same turnovers	6-6	0-2
More turnovers	1-4	1-1
More/same assists	6-6	1-2
Fewer assists	1-4	0-1
Day	4-1	1-1
Night	3-9	0-2
White jersey	5-5	0-2
Blue jersey	2-4	1-1
Red jersey	0-1	--
Wins Tip	3-3	--
Loses Tip	4-7	1-3

LAST TIME...

TEAM

Ranked in Top 25: AP No. 21 (2011 Final Poll)
 Defeated Top 10 Team: 11/27/10 | #8 Purdue, 65-54
 Defeated Top 10 Team, Home: 11/29/86 | #6 Ga. Tech, 67-62
 Defeated Top 10 Team, Away: 1/22/04 | #10 Kansas, 69-68
 Defeated Top 25 Team, Home: 2/25/15 | #22 VCU, 67-63
 Defeated Top 25 Team, Away: 1/31/15 | #14 VCU, 64-55
 Defeated Top 25 Team, Neutral: 11/27/15 | #14 Cal, 94-90
 Won By 50+: 12/3/79 | vs. Bluefield, 132-69 (63 pts)
 Scored 90+: 12/29/18 | vs. South Alabama, 91-82
 Scored 100+: 1/28/17 | vs. Duquesne, 101-90
 Allowed Less Than 50: 12/5/18 | vs. Coppin St, 82-47
 Allowed Less Than 40: 11/12/10 | vs. Southern, W 79-37
 Shot Over 60% FG: 11/14/18 | vs. St. Francis Brooklyn, W 88-66 (62.1)
 Held Opp Under 35% FG: 1/12/19 | at GW, 19-59 (32.2%)
 Allowed Fewer 10 pts, half: 11/23/10 | vs. Southern, W 81-40 (9)
 Made 15+ 3PT FG: 3/1/17 | at UMass, W 75-64 (15)
 Made 0 3PT FG: 1/25/16 | vs. Davidson, L 78-70 (0-15)
 45+ FT Attempts: 2/6/93 | vs. UNCW, W 91-69 (47)
 Made 35+ FT: 2/6/93 | vs. UNCW, W 91-69 (36)
 50+ Rebounds: 11/17/03 | vs. MVSU, W 62-46 (53)
 25+ Assists: 2/28/18 | vs. UMass, W 90-65 (27)
 15+ Blocks: 1/13/10 | vs. UMass, W 70-63 (17, SR)
 15+ Steals: 11/18/12 | at Minn, L 72-57 (15)
 3 or fewer turnovers: 12/1/18 | vs. Wake Forest, W 84-74 (3)

INDIVIDUAL

6+ players in double digit scoring: 3/18/15 | vs. SFBK, W 84-74
 3 players, 20+ pts: 12/29/18 vs. South Alabama | Grant Golden (22), Jake Wojcik (22), Jacob Gilyard (20)
 2 players, 25+ pts: 1/28/17 vs. Duquesne (T.J. Cline 34 ShawnDre' Jones 30)
 Scored 50+ pts: Bob McCurdy (53) vs. Appalachian State, 2/26/75
 Scored 40-49: Bob McCurdy (46) vs. West Virginia, 2/17/75
 Scored 35-39: T.J. Cline (36) vs. Dayton, 3/1/16
 Scored 30-34: Grant Golden (33) vs. Wyoming, 11/21/18
 Scored 25-29: Khwan Fore (25) vs. St. Bonaventure, 3/9/18
 Made 6+ 3PT FG: Jacob Gilyard (8) at Dayton, 1/6/19 (Ties SR)
 Made 15+ FT: Terry Allen (17) vs. Cal, 11/27/15
 Had 25+ Rebounds: George Grodzicki (25) vs. GW, 12/6/61
 Had 15+ Rebounds: DeMonte Buckingham (16) at Fordham, 1/3/18
 Two players w/ 10+ reb: Sherod (11), Golden (10) vs. GMU, 2/3/18
 Had 15+ assists: Greg Beckwith (16) vs. Navy, 2/25/86
 Had 10+ assists: Andre Gustavson (10) at Georgetown, 11/28/18
 Had 5+ steals: Jacob Gilyard (7) vs. High Point, 12/22/18
 Had 10+ blocks: Darrius Garrett (14) vs. UMass, 1/13/10 (SR)
 2 players with double-double: Nick Sherod (32 pts, 11 reb) & Grant Golden (10 pts, 10 reb), vs. GMU 2/3/18
 Triple-Double: T.J. Cline (19 pts 11 reb 12 assists) vs. SLU, 3/4/17



2018-19 SPIDER MEN'S BASKETBALL GAME NOTES

Richmond started a junior, three sophomores, and a freshman in its season opener. It was the second straight season the Spiders didn't start a senior in their season opener after having at least one senior start in every season opener from 2000 to 2016.

Preseason Predictions

At the A-10's media day in October, Grant Golden was named Preseason First Team All-Conference and Jacob Gilyard was named to the Preseason All-Defensive Team.

Golden is the fourth Spider to earn Preseason First Team All-A-10 Honors under Chris Mooney (T.J. Cline - 2016, Kendall Anthony - 2014), Kevin Anderson - 2009 & 2010) and one of just three sophomores selected to the team in the last 10 years.

Named Preseason 1st Team All-Atlantic 10 Sophomores Last 10 Years

2018	Grant Golden, Richmond
2018	Kellan Grady, Davidson
2014	DeAndre' Bemby, Saint Joseph's

Gilyard is the third Spider named to the A-10's Preseason All-Defensive Team under Mooney, joining Alonzo Nelson-Ododa (2013 & 2014) and Kevin Anderson (2010). This year, Gilyard and George Washington's Terry Nolan became the first sophomores named Preseason All-Defense in the A-10 since Rhode Island's Hassan Martin in 2014.

As a team, the Spiders were picked 10th in the preseason poll. Richmond has finished no lower than ninth in the A-10 in each of the last 11 seasons.

Home Bodies

The Spiders will play 17 regular-season home games in 2018-19, one shy of the program record. In 1954-55, the Spiders played 18 regular-season games at home, the first four at Benedictine Gym and the final 14 at Richmond Arena, their home before the Robins Center. Richmond will play 11 regular-season away games.

TV Time

Of the Spiders 17 regular-season home games, 14 will be televised regionally on either MASN or NBC Sports Washington and two will be broadcast nationally: Wake Forest (NBCSN) and VCU (CBSSN). 15 home games will be streamed on ESPN+ as part of the Atlantic 10's new multi-year agreement with ESPN.

All home regional and ESPN+ broadcasts will be produced by Richmond's SpiderTV. For the 36th straight season, Bob Black will handle play-by-play duties for the Spiders and Richmond Athletics Hall of Famer Greg Beckwith, the program's all-time leader in assists and steals, will provide analysis.

At least nine of the Spiders 31 regular-season

home games will be on national television.

Family Business

Several Spiders have family members who participated in college athletics.

Jake Wojcik's father Dave was head coach at San Jose State from 2013-17 and has 19 seasons of college coaching experience. He played collegiately at Loyola (Md.). Wojcik's uncle Doug is a former head coach of both Tulsa (2005-12) and College of Charleston (2012-14) and played at Navy, where he was an All-CAA performer and teammate of Basketball Hall-of-Famer David Robinson.

Junior Nick Sherod is the son of E.J. Sherod who played basketball at ODU. Nick's grandfather, Edmund, was a Hall-of-Famer at VCU before playing for the New York Knicks.

Jacob Gilyard's father Rodney is a member of Ottawa University's Athletics Hall of Fame and graduated as the school's all-time leader in assists and steals in 1992.

Grant Golden's father played at Fairfield University and he had two grandfathers that played collegiate football.

Sophomore Jordan Gaitley is the son of Stephanie Gaitley, currently the head coach of the women's basketball team at Fordham University and the head coach of Richmond's women's team from 1985-91, when she amassed a 116-63 record over six seasons at the Robins Center. Gaitley also has two older brothers who played collegiately. His oldest brother Dutch is currently the Video Coordinator for the San Antonio Spurs.

Junior Blake Francis' father Carl attended Virginia Union University and played linebacker for four seasons. He is currently the Director of Communications for the NFL Player's Association. Also in Francis' family:

- Brother Branden played football at Liberty from 2010-13
- Cousin Tyler Thornton played basketball at Duke from 2010-14
- Cousin Marques Hagans started at QB for Virginia from 2004-05 and played in 10 NFL games after being selected in the 2006 NFL Draft

HEAD-TO-HEAD

TEAM STATISTICS	RICHMOND	DUQ
SCORING	1132	1182
Points per game	70.8	73.9
Scoring margin	+1.1	+2.0
FIELD GOALS-ATT	411-884	405-936
Field goal pct	.465	.433
3 POINT FG-ATT	129-384	132-411
3-point FG pct	.336	.321
3-pt FG made per game	8.1	8.3
FREE THROWS-ATT	181-264	240-340
Free throw pct	.686	.706
F-Throws made per game	11.3	15.0
REBOUNDS	488	575
Rebounds per game	30.5	35.9
Rebounding margin	-3.4	-0.8
ASSISTS	250	228
Assists per game	15.6	14.3
TURNOVERS	173	242
Turnovers per game	10.8	15.1
Turnover margin	+1.6	+2.2
Assist/turnover ratio	1.5	0.9
STEALS	123	142
Steals per game	7.7	8.9
BLOCKS	48	67
Blocks per game	3.0	4.2
WINNING STREAK	1	2
Home win streak	0	2
ATTENDANCE	49084	20975
Home games-Avg/Game	9-5454	11-1907

SCOUTING REPORT

Davidson is 12-5 this season, including a perfect 8-0 at home. That includes a 65-61 win over Duquesne on January 5. (Richmond is coming off a 74-68 home loss to Duquesne.)

The Wildcats are led by sophomore Kellan Grady, who averages 18.5 points per game, and junior Jon Axel Gudmundsson (16.2 points, 6.5 rebounds, 4.3 assists per game).

Freshman Luke Frampton has hit a team-high 47 three-pointers this season, tops among A-10 freshmen in front of UR's Jake Wojcik, who is tied for second with 38.

MISCELLANEOUS STATS

Double-Figure Scoring Games

Name	Career	Last
Grant Golden	42	14 (Duquesne, 1/16/19)
Nick Sherod	40	12 (Loyola, 11/19/18)
Jacob Gilyard	36	22 (Duquesne, 1/16/19)
Julius Johnson	12	10 (Wake, 12/1/18)
Nathan Cayo	10	23 (Duquesne, 1/16/19)
Jake Wojcik	5	12 (GW, 1/12/19)
Andre Gustavson	1	12 (Copp St, 12/5/18)
Souleymane Koureissi	1	10 (Copp St, 12/5/18)

Double-Figure Rebounding Games

Name	Career	Last
Grant Golden	10	12 (High Point, 12/22/18)
Nick Sherod	2	11 (GMU, 2/3/18)

Double-Figure Assist Games

Name	Career	Last
Andre Gustavson	1	10 (Gtown, 11/28/18)

Double-Doubles

Name	Career	Last
Grant Golden	10	19 pts 12 reb (12/22/18)
Nick Sherod	2	32 pts 11 reb (2/3/18)

20-Point Games

Name	Career	Last
Grant Golden	17	22 (So Alabama, 12/29/18)
Nick Sherod	9	22 (IUPUI, 11/16/18)
Jacob Gilyard	6	12 (Duquesne, 1/16/19)
Jake Wojcik	2	22 (So Alabama, 12/29/18)
Nathan Cayo	3	23 (Duquesne, 1/16/19)



SPIDER BITES

DREAM JOBS

Nearly half of this year's Spiders say their dream job involves basketball. However, Noah Yates would love to work for a hedge fund, Sullivan Kulju wants to be an actor, and Nick Sherod would like to have his own radio show.

WHEN 2 G'S AREN'T ENOUGH

Grant Golden's full name is Grant Gary Golden. He was given his middle name in honor of his grandfather.

WHEN 2 LANGUAGES AREN'T ENOUGH

Three Spiders are trilingual. Nathan Cayo speaks English, French, and Creole. Tomas Verbinkis is fluent in English, Lithuanian, and Russian. Andre Gustavson speaks English, Finnish, and Russian.

COMING FOR MICHELANGELO

Jacob Gilyard wanted to be a ninja growing up. His favorite Christmas gift as a child was a pair of toy nunchucks.

NO MIS-STEAKS

Steak is the favorite food of both Julius Johnson and Jake Wojcik. Philadelphia-area native Jordan Gaitley is even more specific. His favorite food is a cheesesteak from Geno's in South Philadelphia.

PLAYLIST CHAMPION

Drake dominates the playlists on Spiders phones, with more than half the roster saying they have more songs by Drake on their phones than any other artist.

WORLD WIDE

Nick Sherod traveled with a group of other Spider student-athletes to the U.A.E. and South Africa during the offseason. As a result of his trip, he decided to pursue an independent study with professor Dr. Laura Browder focused on South African protest literature.

GRAB BAG

- Julius Johnson writes with his left hand but shoots with his right.
- Nick Sherod claims to be an expert Uno player.
- Keith Oddo's high school coach was Bill Hodges, the 1979 NCAA Coach of the Year at Indiana St.

ALONG CAME A SPIDER

Four years ago, Richmond made history as it became the first D-I college basketball program to bring a live spider onto the court before games. Nicknamed "Tarrant" after UR's Hall of Fame coach, the live tarantula has grown to almost five inches in full length. She's a Venezuelan blue tarantula with a diet of crickets and has a perch from the scorer's table during pregame and behind the home bench during play. A number of national media outlets covered her unveiling, while NCAA.com recently named her college basketball's scariest mascot in honor of Halloween.



UNIVERSITY OF RICHMOND FACTS

Ranked 25th among "Best Liberal Arts Colleges"
(US News & World Report)

According to the Princeton Review:

- No. 3 "Best-Run" college in the country
- Ranked 8th for "Most Beautiful Campus"
- Ranked 5th for "Best Classroom Experience"
- Ranked 10th for "Quality of Life"
- Ranked 10th for Best Athletic Facilities

Robins Business School ranked 27th in nation
(Poets & Quants)

8:1 faculty-staff ratio; two-thirds of classes have fewer than 20 students

University endowment valued at more than \$2.37 billion

Founded in 1830, sixth oldest school in Virginia

FAMOUS RICHMOND ALUMNI

Bruce Allen Washington Redskins President

Sean Casey Three-Time MLB All-Star

Tim Finchem PGA TOUR Commissioner

Douglas Freeman Historian, 2-time Pulitzer Prize winner

Tim Hightower Former NFL Running Back

Melanie Healey Former Procter & Gamble President

Brian Jordan Former MLB & NFL Player

Todd McShay ESPN NFL Draft Analyst

Leland Melvin NASA Astronaut

Johnny Newman Former NBA Player (UR's all-time leading scorer)

Lil Dicky Rapper

RICHMOND IN OVERTIME

All-Time Record: 75-51

2017-18 OT Record: 1-2

Last OT Game: W at Duquesne, 77-73, 1/24/18

Last OT Win: W at Duquesne, 77-73, 1/24/18

Last OT Loss: L at Fordham, 69-65, 1/3/18

Double OT Record: 10-10

Last 2OT Game: W at GW, 98-90, 1/28/16

Triple OT Record: 8-1

Last 3OT Game: L vs. Saint Louis, 85-72, 2/8/09

Home OT Record: 44-18

Last Home OT Game: L vs. VCU, 94-89, 1/16/16

Road OT Record: 22-30

Last Road OT Game: W at Duquesne, 77-73, 1/24/18

Neutral OT Record: 8-3

Last Neutral OT Game: L vs. VCU, 87-77, 3/11/17



ROBINS CENTER


Built in 1972 through the generosity of the E. Claiborne Robins family, the Robins Center underwent a \$17 million renovation in 2013 that transformed it into the one of the premier college basketball arenas in the nation.

In 2017-18, Richmond averaged 6,492 fans per game, its most since the 1992-93 season when capacity at the arena was over 9,000. Today, the arena has a capacity of 7,201. The Spiders average attendance last year was third-highest in the Atlantic 10 and the second-highest in Division I among institutions with a total enrollment under 5,000 students, trailing only Providence. **Of the 93 Division I men's basketball teams to average at least 6,000 fans last season, none represented a school with a smaller total enrollment than Richmond.**

The Robins Center complex houses the University's athletic squads and serves as the showplace for University of Richmond basketball. Renovations to the lower level of the building in 2018 resulted in the creation of the Blandford-Everett Student-Athlete Performance Center, which provides Richmond's student-athletes with the latest strength and conditioning equipment, access to a nutrition fueling center, and a state-of-the-art sports medicine facility.

In addition to sporting and recreational activities, the Robins Center annually serves as the site or Richmond's commencement exercises and also provides a forum for countless other educational and cultural events.

The eyes of the world were focused on the Robins Center in 1992, when one of that year's Presidential debates was held in the Center's main arena. In 2011, President Obama delivered an economic address to a capacity crowd.



- Capacity: 7,201
 - Season: 47th (opened in December 1972)
 - All-Time Record: 442-214
 - 2017-18 Avg Attendance: 6,492 (highest in 25 years)
- Sellouts in 2017-18: Six
Record For Home Wins, Season: 16, 2014-15

QUEALLY ATHLETICS CENTER

The Queally Athletics Center will be the new home for Richmond's men's and women's basketball, providing a designated practice facility and much more to the Spiders..

Sports medicine and nutritional facilities, along with an athletic training room with hydrotherapy, will ensure the health and well-being of student-athletes. Strength and conditioning areas, including a full-sized practice gym, coaches offices and team locker rooms will help athletes compete at maximum performance levels. A new Academic Support Center will be located in the renovated Millhiser Gymnasium to ensure that student-athletes have access to the resources they need to maintain progress toward their educational goals. A Spider Heritage Hall will engage fans and alumni in celebration of the proud tradition of University of Richmond athletics.

The facility is named for 1986 alumni Paul and Anne-Marie Queally, longtime supporters of the University of Richmond who contributed a \$7.5 million lead gift to launch the fundraising efforts for the new center.

Preliminary work on the site began in September with building construction scheduled to begin in spring 2019 and conclude in the fall of 2020.

The site will also be home to Richmond's new student Well-Being Center, which will house all campus health care services in addition to providing facilities for wellness education and nutrition services.



SPIDERS IN THE PROS

20 different players to play for Chris Mooney at Richmond have gone on to play professionally, including at least one from 11 of his 13 graduating classes.

Former A-10 Player of the Year T.J. Cline currently stars for Hapoel Halon in Israel's Premier League, where he frequently faces off against former Spider teammate Terry Allen, who plays for Ironi Nahariya.

While at least 10 former Spiders have played professionally in international leagues over the last year, many Richmond athletes have found positions in the NBA.

2011 graduate Justin Harper, the 32nd overall pick in the 2011 NBA Draft, appeared in three games for the Philadelphia 76ers during the 2016-17 season. Harper has also played for the Pistons and Magic and is currently with the South Bay Lakers in the NBA's G League.

Harper and Cline both played in the NBA Summer League in Las Vegas this year, Harper as a member of the New York Knicks and Cline with the Milwaukee Bucks.

2011 graduate Dan Geriot current serves as an assistant coach for the Cleveland Cavaliers. In 2016, Geriot was a video coordinator with the team when the Cavaliers won the franchise's only NBA championship.

Curtis Blair, who graduated from Richmond in 1992 and remains ninth on the Spiders all-time scoring list, is a referee in the NBA.

1990 graduate Kenny Atkinson is in his third season as the head coach of the Brooklyn Nets in 2018-19. Chris Fleming, a member of UR's class of 1993, is an assistant coach on Atkinson's staff.

SPIDER BASKETBALL FACTS

- 9 NCAA Tournament Appearances
- 6 Conference Championships
- 8 NCAA Tournament Wins/2 Sweet Sixteens
- 1st 15-seed to beat a 2-seed (1991 vs Syracuse)
- Smallest school (3,036 undergraduate enrollment) to make NCAA Sweet 16 since Davidson in 2008
- 20 Professional Players under Chris Mooney
- 13 Wins over Top 25 since 2008



2018-19 GAME-BY-GAME COMPARISON

Opponent	1st	2nd	Score	Mar	Total FG	FG Pct	3-Pointers	3FG Pct	Free Throws	FT Pct	Rebounds	Assist	T/Over	Block	Steal	Fouls
LONGWOOD	33/34	25/29	58-63	(5)	23-60/24-52	.383/.462	6-26/7-25	.231/.280	6-16/8-13	.375/.615	31/41 (10)	9/10	14/20	3/4	10/7	13/18
ST. FRANCIS BROOKLYN	48/35	40/31	88-66	+22	36-58/25-64	.621/.391	7-18/9-29	.389/.310	9-13/7-8	.692/.875	33/32 +1	17/8	9/10	1/1	9/4	11/13
IUPUI	29/30	49/40	78-70	+8	26-50/28-54	.520/.519	6-17/7-20	.353/.350	20-29/7-14	.690/.500	26/34 (8)	12/13	12/15	5/4	11/8	13/19
Loyola Chicago	36/33	30/49	66-82	(16)	25-48/31-50	.521/.620	8-22/8-19	.364/.421	8-12/12-25	.667/.480	20/34 (14)	11/10	15/17	1/0	8/7	20/18
Wyoming	35/27	31/41	66-68	(2)	27-58/25-55	.466/.455	8-22/7-18	.364/.389	4-5/11-17	.800/.647	33/33 -	21/9	7/6	4/3	3/4	14/8
HAMPTON	37/43	29/43	66-86	(20)	24-53/29-56	.453/.518	3-21/10-23	.143/.435	15-26/18-20	.577/.900	29/32 (3)	12/8	10/11	1/0	9/8	14/18
Georgetown	35/40	47/50	82-90	(8)	32-60/32-64	.533/.500	12-26/8-18	.462/.444	6-9/18-25	.667/.720	29/37 (8)	21/24	11/8	6/2	4/5	17/14
WAKE FOREST	38/37	46/37	84-74	+10	30-56/26-55	.536/.473	6-22/8-22	.273/.364	18-21/14-19	.857/.737	21/35 (14)	21/11	3/15	1/2	9/1	17/20
COPPIN STATE	43/16	39/31	82-47	+35	30-60/18-53	.500/.340	13-28/2-16	.464/.125	9-14/9-15	.643/.600	38/34 +4	19/8	11/15	3/3	10/8	16/15
ORAL ROBERTS	23/31	29/28	52-59	(7)	20-67/25-48	.299/.521	4-30/6-19	.133/.316	8-14/3-8	.571/.375	37/39 (2)	11/11	10/20	1/3	14/5	10/18
OLD DOMINION	33/28	21/35	54-63	(9)	20-54/23-56	.370/.411	7-22/8-21	.318/.381	7-9/9-13	.778/.692	35/35 -	13/11	14/7	2/7	4/5	14/8
High Point	39/25	35/34	74-59	+15	21-42/22-50	.500/.440	8-21/3-16	.381/.188	24-28/12-23	.857/.522	27/29 (2)	16/12	13/14	6/1	8/7	21/20
South Alabama	43/34	48/48	91-82	+9	30-57/33-60	.526/.550	11-25/9-21	.440/.429	20-23/7-14	.870/.500	35/25 +10	20/15	11/11	4/2	5/4	17/18
Dayton	18/29	30/43	48-72	(24)	18-61/31-58	.295/.534	11-38/3-20	.289/.150	1-7/7-11	.143/.636	32/43 (11)	16/16	13/10	1/3	5/6	17/8
RHODE ISLAND	34/44	33/34	67-78	(11)	26-57/26-45	.456/.578	10-24/8-18	.417/.444	5-11/18-28	.455/.643	24/35 (11)	14/14	10/13	0/1	8/7	21/17
George Washington	35/32	41/24	76-56	+20	23-43/19-59	.535/.322	9-22/6-24	.409/.250	21-27/12-15	.778/.800	38/25 +13	17/9	10/7	9/2	6/6	17/18
DUQUESNE	32/28	36/46	68-74	(6)	28-53/26-56	.528/.464	2-11/10-29	.182/.345	10-18/12-14	.556/.857	30/32 (2)	13/15	11/14	0/5	9/6	15/16

Note: Game totals are displayed in the format TEAM/OPPONENT for each category

2018-19 GAME-BY-GAME LEADERS

Opponent	Date	Score	Points	Rebounds	Assists	Steals	Blocked shots
LONGWOOD	11/09/18	58-63	15-GILYARD, Jacob	7-SHEROD, Nick	5-GILYARD, Jacob	6-GILYARD, Jacob	3-GOLDEN, Grant
ST. FRANCIS BROOKLYN	11/14/18	88-66	22-SHEROD, Nick	8-WOJCIK, Jake	6-GILYARD, Jacob	5-WOJCIK, Jake	1-JOHNSON, Julius
IUPUI	11/16/18	78-70	31-GILYARD, Jacob	10-GOLDEN, Grant	6-GILYARD, Jacob	2-WOJCIK, Jake	4-CAYO, Nathan
						GILYARD, Jacob	
						Yates, Noah	
						SHEROD, Nick	
vs Loyola Chicago	11/19/18	66-82	19-GILYARD, Jacob	4-SHEROD, Nick	5-GILYARD, Jacob	4-GILYARD, Jacob	1-GOLDEN, Grant
				GOLDEN, Grant			
vs Wyoming	11/21/18	66-68	33-GOLDEN, Grant	9-SHEROD, Nick	7-SHEROD, Nick	1-SHEROD, Nick	2-GOLDEN, Grant
				GOLDEN, Grant		GOLDEN, Grant	CAYO, Nathan
						GILYARD, Jacob	
HAMPTON	11/25/18	66-86	23-CAYO, Nathan	6-CAYO, Nathan	3-GOLDEN, Grant	4-WOJCIK, Jake	1-CAYO, Nathan
					SHEROD, Nick		
at Georgetown	11/28/18	82-90	22-GOLDEN, Grant	10-GOLDEN, Grant	10-GUSTAVSON, And	1-CAYO, Nathan	3-GOLDEN, Grant
						GUSTAVSON, Andr	
						JOHNSON, Julius	
						WOJCIK, Jake	
WAKE FOREST	12/01/18	84-74	24-GOLDEN, Grant	5-Yates, Noah	9-GILYARD, Jacob	5-GILYARD, Jacob	1-JOHNSON, Julius
COPPIN STATE	12/05/18	82-47	14-GILYARD, Jacob	11-GOLDEN, Grant	5-GILYARD, Jacob	5-GUSTAVSON, Andr	1-CAYO, Nathan
							SCHNEIDER, Bryce
							GRACE, Matt
ORAL ROBERTS	12/15/18	52-59	17-CAYO, Nathan	8-CAYO, Nathan	3-Yates, Noah	7-GILYARD, Jacob	1-CAYO, Nathan
				GILYARD, Jacob			
OLD DOMINION	12/19/18	54-63	23-GOLDEN, Grant	11-GOLDEN, Grant	6-GILYARD, Jacob	1-CAYO, Nathan	1-WOJCIK, Jake
						GILYARD, Jacob	JOHNSON, Julius
						Yates, Noah	
						WOJCIK, Jake	
vs High Point	12/22/18	74-59	20-CAYO, Nathan	12-GOLDEN, Grant	9-GILYARD, Jacob	7-GILYARD, Jacob	2-GOLDEN, Grant
							GRACE, Matt
at South Alabama	12/29/18	91-82	22-GOLDEN, Grant	8-WOJCIK, Jake	9-GILYARD, Jacob	2-CAYO, Nathan	2-GOLDEN, Grant
			WOJCIK, Jake	GOLDEN, Grant			
at Dayton	01/06/19	48-72	24-GILYARD, Jacob	6-GILYARD, Jacob	4-GUSTAVSON, Andr	3-GILYARD, Jacob	1-GOLDEN, Grant
					GILYARD, Jacob		
RHODE ISLAND	01/09/19	67-78	19-GILYARD, Jacob	8-GOLDEN, Grant	6-GOLDEN, Grant	4-GILYARD, Jacob	None
at George Washington	01/12/19	76-56	18-CAYO, Nathan	8-WOJCIK, Jake	4-JOHNSON, Julius	4-GILYARD, Jacob	2-Yates, Noah
					GOLDEN, Grant		GOLDEN, Grant
							CAYO, Nathan
DUQUESNE	01/16/19	68-74	23-CAYO, Nathan	8-GOLDEN, Grant	5-GILYARD, Jacob	3-GILYARD, Jacob	None
						GUSTAVSON, Andr	



2018-19 POINTS-REBOUNDS-ASSISTS

				00	02	03	04	05	10	11	15	21	22	24	30
Opponent	Date	Score		GILYARD,JA	KOUREISSI,	SCHNEIDER,	CAYO,NATH	SHEROD,NIC	KULJU,SULL	WOJCIK,JAK	GRACE,MAT	VERBINSKIS	GUSTAVSON	YATES,NOAH	ODDO,KEITH
LWU	11/09/18	58-63	L	15-3-5	DNP	DNP	8-4-1	11-7-1	DNP	7-4-1	0-0-0	DNP	0-0-0	0-1-0	0-0-0
SFBKM	11/14/18	88-66	w	15-1-6	3-1-0	0-0-0	15-6-2	22-6-1	DNP	8-8-5	3-1-0	DNP	0-1-0	2-2-0	0-0-0
IUPUI	11/16/18	78-70	w	31-3-6	DNP	DNP	3-2-0	22-4-2	DNP	4-1-0	DNP	DNP	DNP	0-3-0	DNP
vs LUC	11/19/18	66-82	L	19-2-5	0-1-0	0-1-0	3-1-0	12-4-3	DNP	8-1-1	5-0-0	DNP	0-0-0	3-3-0	DNP
vs WY	11/21/18	66-68	L	3-1-6	DNP	DNP	3-2-1	9-9-7	DNP	15-3-3	DNP	DNP	0-1-0	0-2-0	0-0-0
HAMPTON	11/25/18	66-86	L	DNP	4-2-0	0-0-0	23-6-1	0-1-3	DNP	2-3-2	2-3-1	DNP	8-2-1	5-4-1	0-0-0
at GU	11/28/18	82-90	L	DNP	0-0-0	DNP	18-4-4	DNP	DNP	20-4-1	0-1-1	DNP	8-5-10	0-2-0	DNP
WAKE	12/01/18	84-74	w	14-1-9	4-1-2	DNP	17-3-2	DNP	DNP	0-3-2	2-1-0	DNP	5-0-0	8-5-1	DNP
CSUM	12/05/18	82-47	w	14-2-5	10-2-0	5-5-1	3-2-1	DNP	0-0-0	5-2-0	0-3-4	3-2-0	12-4-2	8-2-2	3-0-1
ORU	12/15/18	52-59	L	14-8-2	0-0-0	DNP	17-8-2	DNP	DNP	8-6-1	0-1-0	DNP	DNP	3-4-3	0-0-0
ODU	12/19/18	54-63	L	1-1-6	0-0-0	DNP	10-2-1	DNP	DNP	6-6-2	2-2-0	DNP	3-3-0	3-3-0	DNP
vs HPU	12/22/18	74-59	w	18-1-9	0-0-0	DNP	20-3-1	DNP	DNP	8-1-3	0-2-1	DNP	0-1-0	3-4-0	DNP
at USA	12/29/18	91-82	w	20-4-9	2-1-0	DNP	15-6-0	DNP	DNP	22-8-2	0-2-1	DNP	0-0-1	8-1-1	DNP
at DAYTON	01/06/19	48-72	L	24-6-4	0-0-0	DNP	7-4-2	DNP	DNP	6-4-1	0-2-0	DNP	4-4-4	3-1-0	DNP
URI	01/09/19	67-78	L	19-3-5	4-0-0	DNP	6-1-1	DNP	DNP	12-4-1	0-1-0	DNP	6-2-1	0-1-0	DNP
at GW	01/12/19	76-56	w	12-4-3	1-0-0	DNP	18-7-3	DNP	0-0-0	12-8-0	4-3-0	DNP	8-1-3	0-3-0	0-0-0
DUQ	01/16/19	68-74	L	22-1-5	0-0-0	DNP	23-7-0	DNP	DNP	0-3-1	0-0-1	DNP	4-3-0	5-3-3	DNP

				31	32	33
Opponent	Date	Score		GAITLEY,JO	JOHNSON,JU	GOLDEN,GR
LWU	11/09/18	58-63	L	DNP	3-3-0	14-6-1
SFBKM	11/14/18	88-66	w	DNP	0-1-1	20-4-2
IUPUI	11/16/18	78-70	w	DNP	0-0-0	18-10-4
vs LUC	11/19/18	66-82	L	DNP	3-0-1	13-4-1
vs WY	11/21/18	66-68	L	DNP	3-3-2	33-9-2
HAMPTON	11/25/18	66-86	L	DNP	0-1-0	22-5-3
at GU	11/28/18	82-90	L	DNP	14-2-2	22-10-3
WAKE	12/01/18	84-74	w	DNP	10-0-2	24-3-3
CSUM	12/05/18	82-47	w	0-1-1	6-1-0	13-11-2
ORU	12/15/18	52-59	L	DNP	0-2-1	10-4-2
ODU	12/19/18	54-63	L	DNP	6-1-2	23-11-2
vs HPU	12/22/18	74-59	w	DNP	6-2-1	19-12-1
at USA	12/29/18	91-82	w	DNP	2-1-0	22-8-6
at DAYTON	01/06/19	48-72	L	DNP	0-4-3	4-3-2
URI	01/09/19	67-78	L	DNP	3-2-0	17-8-6
at GW	01/12/19	76-56	w	0-0-0	4-2-4	17-6-4
DUQ	01/16/19	68-74	L	DNP	0-0-0	14-8-3

2018-19 GAME-BY-GAME SPECIALTY STATISTICS

Opponent	T/O	2ndCh	Paint	FastB	Bench	Ties	Leads	WL	Score	Leads overcome
Longwood	17	5	22	4	3	0	3	L	58-63	lost 8 2nd-11:57
St. Francis Brooklyn	15	8	58	21	8	1	3	W	88-66	trailed by 2 1st-18:37
IUPUI	18	2	38	11	0	1	2	W	78-70	trailed by 13 1st-05:55
Loyola Chicago	22	0	26	4	11	2	3	L	66-82	lost 9 1st-09:39
Wyoming	4	4	26	2	3	5	2	L	66-68	lost 11 2nd-17:26
Hampton	13	14	38	4	19	1	0	L	66-86	
Georgetown	9	6	34	4	0	3	2	L	82-90	lost 1 1st-16:54
Wake Forest	28	2	42	13	19	0	2	W	84-74	trailed by 3 1st-19:43
Coppin State	20	17	28	11	41	0	0	W	82-47	
Oral Roberts	14	10	26	5	3	3	4	L	52-59	lost 2 2nd-13:42
Old Dominion	5	9	22	0	8	1	3	L	54-63	lost 8 2nd-08:35
High Point	16	5	26	7	3	0	1	W	74-59	trailed by 2 1st-19:41
South Alabama	17	11	34	17	10	0	0	W	91-82	
Dayton	8	11	12	4	7	1	1	L	48-72	lost 1 1st-19:02
Rhode Island	13	5	22	5	10	0	0	L	67-78	
George Washington	3	2	28	0	9	0	0	W	76-56	
Duquesne	19	4	48	2	5	4	6	L	68-74	lost 8 2nd-18:43
Totals	241	115	530	114	159	22	32			
Average/Game	14.2	6.8	31.2	6.7	9.4	1.3	1.9			
Opponent	181	144	540	153	270	26	29			
Average/Game	10.6	8.5	31.8	9.0	15.9	1.5	1.7			



2018-19 SINGLE-GAME HIGHS

Points	33		GOLDEN,Grant vs Wyoming (11/21/18)
	31		GILYARD,Jacob vs IUPUI (11/16/18)
	24		GILYARD,Jacob at Dayton (01/06/19)
	24		GOLDEN,Grant vs Wake Forest (12/01/18)
	23		CAYO,Nathan vs Duquesne (01/16/19)
	23		GOLDEN,Grant vs Old Dominion (12/19/18)
	23		CAYO,Nathan vs Hampton (11/25/18)
Field Goals Made	16		GOLDEN,Grant vs Wyoming (11/21/18)
	12		GILYARD,Jacob vs IUPUI (11/16/18)
Field Goal Att.	24		GOLDEN,Grant vs Wyoming (11/21/18)
	20		GOLDEN,Grant vs Wake Forest (12/01/18)
FG Pct (min 5 made)	.875	(7-8)	CAYO,Nathan vs High Point (12/22/18)
	.857	(6-7)	CAYO,Nathan vs Wake Forest (12/01/18)
	.857	(6-7)	CAYO,Nathan vs St. Francis Brooklyn (11/14/18)
3-Point FG Made	8		GILYARD,Jacob at Dayton (01/06/19)
	6		WOJCIK,Jake at Georgetown (11/28/18)
3-Point FG Att.	16		GILYARD,Jacob at Dayton (01/06/19)
	11		WOJCIK,Jake at Dayton (01/06/19)
	11		WOJCIK,Jake vs Oral Roberts (12/15/18)
	11		WOJCIK,Jake at Georgetown (11/28/18)
3-Pt FG Pct (min 3 made)	1.000	(3-3)	SHEROD,Nick vs St. Francis Brooklyn (11/14/18)
Free Throws Made	9		GOLDEN,Grant vs Hampton (11/25/18)
Free Throw Att.	14		GOLDEN,Grant vs Hampton (11/25/18)
FT Pct (min 5 made)	1.000	(8-8)	GILYARD,Jacob vs High Point (12/22/18)
	1.000	(6-6)	GOLDEN,Grant at South Alabama (12/29/18)
	1.000	(6-6)	GILYARD,Jacob vs Wake Forest (12/01/18)
Rebounds	12		GOLDEN,Grant vs High Point (12/22/18)
	11		GOLDEN,Grant vs Old Dominion (12/19/18)
	11		GOLDEN,Grant vs Coppin State (12/05/18)
Assists	10		GUSTAVSON,Andre at Georgetown (11/28/18)
	9		GILYARD,Jacob at South Alabama (12/29/18)
	9		GILYARD,Jacob vs High Point (12/22/18)
	9		GILYARD,Jacob vs Wake Forest (12/01/18)
Steals	7		GILYARD,Jacob vs High Point (12/22/18)
	7		GILYARD,Jacob vs Oral Roberts (12/15/18)
Blocked Shots	4		CAYO,Nathan vs IUPUI (11/16/18)
Turnovers	5		GOLDEN,Grant at Georgetown (11/28/18)
	5		GILYARD,Jacob vs IUPUI (11/16/18)
Fouls	5		JOHNSON,Julius vs High Point (12/22/18)
	5		WOJCIK,Jake vs Coppin State (12/05/18)
	5		GUSTAVSON,Andre vs Wake Forest (12/01/18)
Minutes	40		GILYARD,Jacob vs Rhode Island (01/09/19)
	40		GILYARD,Jacob at Dayton (01/06/19)
	40		GILYARD,Jacob at South Alabama (12/29/18)
	40		GILYARD,Jacob vs Oral Roberts (12/15/18)
	40		SHEROD,Nick vs Wyoming (11/21/18)
	40		GILYARD,Jacob vs IUPUI (11/16/18)



2018-19 TEAM RANKINGS

Statistic	National Rank	Conference Rank	Value
3-pt Field Goal Attempts (351 ranked)	157	7	395
Assist Turnover Ratio (351 ranked)	21	1	1.43
Assists Per Game (351 ranked)	67	2	15.5
Blocked Shots Per Game (351 ranked)	236	11	2.8
Defensive Rebounds per Game (351 ranked)	302	12	23.59
Fewest Fouls (350 ranked)	29	3	267
Fewest Turnovers (351 ranked)	15	2	184
Field-Goal Percentage (351 ranked)	79	2	46.9
Field-Goal Percentage Defense (351 ranked)	329	14	47.4
Free Throw Attempts (351 ranked)	297	11	282
Free Throws Made (351 ranked)	304	12	191
Free-Throw Percentage (351 ranked)	248	10	67.7
Offensive Rebounds Per Game (351 ranked)	346	14	6.88
Personal Fouls Per Game (351 ranked)	27	3	15.7
Rebound Margin (351 ranked)	302	12	-3.4
Scoring Defense (351 ranked)	138	9	69.9
Scoring Margin (351 ranked)	208	10	0.6
Scoring Offense (351 ranked)	261	7	70.6
Steals Per Game (351 ranked)	65	4	7.8
Three Pt FG Defense (351 ranked)	157	7	33.2
Three-Point Field Goals Per Game (351 ranked)	182	6	7.7
Three-Point Field-Goal Percentage (351 ranked)	230	4	33.2
Total 3-point FGM (351 ranked)	184	6	131
Total Assists (351 ranked)	85	2	263
Total Blocks (351 ranked)	241	11	48
Total Rebounds (351 ranked)	337	14	518
Total Rebounds Per Game (351 ranked)	342	14	30.47
Total Steals (351 ranked)	71	4	132
Turnover Margin (349 ranked)	103	4	1.7
Turnovers Forced (351 ranked)	261	11	12.53
Turnovers Per Game (351 ranked)	21	2	10.8
Won-Lost Percentage (351 ranked)	253	10	41.2

2018-19 INDIVIDUAL RANKINGS

Statistic	Player	National Rank	Conference Rank	Value
3-pt Field Goal Attempts (250 ranked)	Jake Wojcik	144	3	110
	Jacob Gilyard	241	9	98
Assist Turnover Ratio (250 ranked)	Jacob Gilyard	68	3	2.30
Assists Per Game (248 ranked)	Jacob Gilyard	33	2	5.7
Blocked Shots Per Game (233 ranked)				
Defensive Rebounds per Game (250 ranked)	Grant Golden	65	3	6.24
Double Doubles (166 ranked)	Grant Golden	81	3	5
Field-Goal Percentage (250 ranked)	Grant Golden	113	4	50.8
	Jacob Gilyard	192	7	47.2
Free Throw Attempts (242 ranked)	Grant Golden	150	4	88
	Nathan Cayo	194	8	82
Free Throws Made (238 ranked)	Grant Golden	224	10	58
Free-Throw Percentage (250 ranked)				
Minutes Per Game (250 ranked)	Jacob Gilyard	40	5	35:50
Offensive Rebounds Per Game (248 ranked)				
Points Per Game (250 ranked)	Grant Golden	103	4	17.9
	Jacob Gilyard	206	9	16.1
Rebounds Per Game (250 ranked)	Grant Golden	181	5	7.2
Steals Per Game (241 ranked)	Jacob Gilyard	1	1	3.33
Three-Point Field Goals Per Game (248 ranked)	Jacob Gilyard	176	3	2.33
	Jake Wojcik	222	8	2.24
Three-Point Field-Goal Percentage (141 ranked)				
Total 3-point FGM (240 ranked)	Jake Wojcik	221	6	38
Total Assists (245 ranked)	Jacob Gilyard	71	4	85
Total Blocks (240 ranked)				
Total Field Goal Attempts (249 ranked)	Grant Golden	89	3	236
Total Field Goals Made (242 ranked)	Grant Golden	49	1	120
Total Minutes (250 ranked)				
Total Points (250 ranked)	Grant Golden	119	3	305
Total Rebounds (249 ranked)	Grant Golden	178	5	122
Total Steals (241 ranked)	Jacob Gilyard	5	1	50



2018-19 BOX SCORES

Official Basketball Box Score -- Game Totals -- Final Statistics

Longwood vs RICHMOND

11/09/18 7:00 pm at

Longwood 63 • 2-0

#	Player		Total		3-Ptr		Rebounds			PF	TP	A	TO	Blk	Stl	Min
			FG-FGA	FG-FGA	FT-FTA	Off	Def	Tot								
05	Pernell ADGEI	f	1-2	0-0	0-0	0	5	5	4	2	1	0	1	1	13	
20	CINTRON, Jordan	f	2-4	0-0	1-3	1	6	7	2	5	0	2	0	1	33	
21	SMITH, JaShaun	f	5-10	2-5	0-0	0	2	2	3	12	1	2	0	1	31	
01	WALTON, Isaiah	g	9-15	1-3	4-6	1	11	12	2	23	4	10	0	3	38	
03	PHILLIPS, Lorenzo	g	4-12	3-11	2-2	0	2	2	2	13	2	3	0	1	35	
11	FLOOD, Sean		0-4	0-4	0-0	0	3	3	1	0	2	3	1	0	21	
13	FRANKLIN, Spencer		1-2	0-0	1-2	2	4	6	4	3	0	0	2	0	19	
23	OKAFOR, Gus		2-3	1-2	0-0	0	1	1	0	5	0	0	0	0	12	
	Team					1	2	3								
	Totals		24-52	7-25	8-13	5	36	41	18	63	10	20	4	7	200	
FG % 1st Half: 15-29 51.7% 2nd half: 9-23 39.1% Game: 24-52 46.2% Deadball Rebounds 3																
3FG % 1st Half: 4-14 28.6% 2nd half: 3-11 27.3% Game: 7-25 28.0%																
FT % 1st Half: 0-0 0.0% 2nd half: 8-13 61.5% Game: 8-13 61.5%																

RICHMOND 58 • 0-1

#	Player		Total		3-Ptr		Rebounds			PF	TP	A	TO	Blk	Stl	Min
			FG-FGA	FG-FGA	FT-FTA	Off	Def	Tot								
33	GOLDEN, Grant	f	5-13	0-1	4-9	0	6	6	1	14	1	4	3	0	29	
00	GILYARD, Jacob	g	5-13	3-10	2-4	1	2	3	3	15	5	4	0	6	35	
05	SHEROD, Nick	g	5-13	1-5	0-1	1	6	7	2	11	1	3	0	1	35	
11	WOJCIK, Jake	g	3-7	1-4	0-0	2	2	4	2	7	1	0	0	2	29	
04	CAYO, Nathan	*	4-7	0-0	0-2	2	2	4	3	8	1	1	0	0	33	
15	GRACE, Matt		0-1	0-1	0-0	0	0	0	0	0	0	0	0	0	4	
22	GUSTAVSON, Andre		0-0	0-0	0-0	0	0	0	0	0	0	1	0	0	2	
24	YATES, Noah		0-1	0-1	0-0	0	1	1	0	0	0	1	0	1	13	
30	ODDO, Keith		0-0	0-0	0-0	0	0	0	0	0	0	0	0	0	3	
32	JOHNSON, Julius		1-5	1-4	0-0	0	3	3	2	3	0	0	0	0	16	
	Team					0	3	3								
	Totals		23-60	6-26	6-16	6	25	31	13	58	9	14	3	10	199	
FG % 1st Half: 13-28 46.4% 2nd half: 10-32 31.3% Game: 23-60 38.3% Deadball Rebounds 5																
3FG % 1st Half: 4-13 30.8% 2nd half: 2-13 15.4% Game: 6-26 23.1%																
FT % 1st Half: 3-8 37.5% 2nd half: 3-8 37.5% Game: 6-16 37.5%																

Officials:

Technical fouls: Longwood-None. RICHMOND-None.

Attendance: 6717

2018-19 Men's Basketball. Round: 0. Longwood vs Richmond. Played at .

Score by periods	1st	2nd	Total												
Longwood	34	29	63												
RICHMOND	33	25	58												

Points	In	Off	2nd	Fast	Bench
LWU	Paint	T/O	Chance	Break	
RICH	32	17	8	16	
			5	4	3

Last FG - LWU 2nd-01:10, RICH 2nd-05:30.
Largest lead - LWU by 10 1st-03:16, RICH by 8 2nd-11:57.
LWU led for 15:26. RICH led for 19:07. Game was tied for 05:27.

Score tied - 3 times.
Lead changed - 6 times.

Official Basketball Box Score -- Game Totals -- Final Statistics

St. Francis Brooklyn vs RICHMOND

11/14/18 11:00 am at

St. Francis Brooklyn 66 • 5-4

#	Player	FG-FGA	3-PT	FT-FTA	Rebounds	PF	TP	A	TO	Blk	Stl	Min			
		FG-FGA	3-PT	FT-FTA	Off Def Tot										
05	Evans, Yarydah	f	2-5	2-5	2-2	0	6	6	1	8	0	1	0	26	
20	Johnson, Cori	c	1-5	1-1	0-0	2	0	2	3	3	2	0	0	13	
02	Hurley, Rosel	g	6-10	1-1	2-2	5	1	6	2	14	2	2	0	1	22
10	Sanabria, Glenn	g	6-12	2-5	0-0	1	5	6	1	14	3	1	0	1	33
14	Jordan, Jalen	g	5-13	3-10	1-2	0	2	2	0	14	0	2	0	1	30
04	Hawkins, Chauncey		1-10	0-4	2-2	1	1	2	2	4	0	1	0	1	24
13	Williams, Keon		1-2	1-2	0-0	0	3	3	1	3	1	1	0	0	19
33	Celen, Deniz		2-5	0-0	0-0	2	1	3	2	4	0	1	0	0	19
40	Beckford, Bryant		0-0	0-0	0-0	0	0	0	1	0	0	0	0	0	2
41	Rohlehr, Christian		1-1	0-0	0-0	1	1	2	0	2	0	1	1	0	8
45	Williams, Jordan		0-1	0-1	0-0	0	0	0	0	0	0	0	0	0	4
	Team				0	0	0								
	Totals		25-64	9-29	7-8	12	20	32	13	66	8	10	1	4	200

FG % 1st Half: 13-29 44.8% 2nd half: 12-35 34.3% Game: 25-64 39.1% Deadball Rebounds 1

3FG % 1st Half: 5-14 35.7% 2nd half: 4-15 26.7% Game: 9-29 31.0%

FT % 1st Half: 4-4 100.0 2nd half: 3-4 75.0% Game: 7-8 87.5%

RICHMOND 88 • 4-5

#	Player	FG-FGA	3-PT	FT-FTA	Rebounds	PF	TP	A	TO	Blk	Stl	Min			
		FG-FGA	3-PT	FT-FTA	Off Def Tot										
33	GOLDEN, Grant	f	9-12	0-1	2-4	0	4	4	1	20	2	2	0	0	29
00	GILYARD, Jacob	g	6-12	1-4	2-2	0	1	1	1	15	6	1	0	0	34
05	SHEROD, Nick	g	9-11	3-3	1-1	2	4	6	0	22	1	3	0	4	34
11	WOJCIK, Jake	g	3-9	2-6	0-0	0	8	8	3	8	5	1	0	5	29
04	CAYO, Nathan	*	6-7	0-0	3-4	1	5	6	2	15	2	0	0	0	31
02	KOUREISSI, Souleyman		1-1	0-0	1-1	1	0	1	0	3	0	0	0	0	3
03	SCHNEIDER, Bryce		0-0	0-0	0-0	0	0	0	0	0	0	0	0	0	2
15	GRACE, Matt		1-1	1-1	0-1	1	0	1	1	3	0	0	0	0	10
22	GUSTAVSON, Andre		0-0	0-0	0-0	0	1	1	0	0	0	1	0	0	3
24	Yates, Noah		1-3	0-2	0-0	0	2	2	0	2	0	0	0	0	12
30	ODDO, Keith		0-1	0-0	0-0	0	0	0	0	0	0	0	0	0	2
32	JOHNSON, Julius		0-1	0-1	0-0	0	1	1	3	0	1	0	1	0	11
	Team				1	1	2			1					
	Totals		36-58	7-18	9-13	6	27	33	11	88	17	9	1	9	200

FG % 1st Half: 20-30 66.7% 2nd half: 16-28 57.1% Game: 36-58 62.1% Deadball Rebounds 0

3FG % 1st Half: 5-10 50.0% 2nd half: 2-8 25.0% Game: 7-18 38.9%

FT % 1st Half: 3-5 60.0% 2nd half: 6-8 75.0% Game: 9-13 69.2%

Officials: Keith Kimble, Leslie Jones, Roger Ayers

Technical fouls: St. Francis Brooklyn-None. RICHMOND-None.

Attendance: 6851

2018-19 Men's Basketball. Round: 0. Richmond vs St. Francis Brooklyn. Played at

Score by periods	1st	2nd	Total
St. Francis Brooklyn	35	31	66
RICHMOND	48	40	88

Last FG - SFBKM 2nd-01:11, RICH 2nd-00:41.

Largest lead - SFBKM by 2 1st-18:37, RICH by 23 2nd-03:32.

SFBKM led for 01:43. RICH led for 36:13. Game was tied for 02:04.

Score tied - 3 times.

Lead changed - 6 times.

2018-19 BOX SCORES

Official Basketball Box Score -- Game Totals -- Final Statistics RICHMOND vs Wyoming 11/21/18 5:00 PM at Fort Myers Fla. (Suncoast Arena)

RICHMOND 66 • 2-4

#	Player	Total		3-Ptr		Rebounds			PF	TP	A	TO	Blk	Stl	Min
		FG	FGA	FG	FGA	FT	FTA	Off Def Tot							
00	GILYARD, Jacob	* 1-5	1-4	0-0	0-0	0	1	1	0	3	6	0	0	1	30
04	CAYO, Nathan	* 0-3	0-1	3-4	0	2	2	4	3	1	1	2	0	1	18
05	SHEROD, Nick	* 4-10	0-1	1-1	0	9	9	1	9	7	1	0	1	40	140
11	WOJCIK, Jake	* 5-10	5-9	0-0	0	3	3	15	3	0	0	0	0	38	38
33	GOLDEN, Grant	* 16-24	1-4	0-0	2	7	9	3	33	2	3	2	1	39	39
22	GUSTAVSON, Andre	0-0	0-0	0-0	0	1	1	0	0	0	0	0	0	1	1
24	Yates, Noah	0-3	0-2	0-0	0	2	2	0	0	0	1	0	0	12	12
30	ODDO, Keith	0-0	0-0	0-0	0	0	0	1	0	0	0	0	0	3	3
32	JOHNSON, Julius	1-3	1-1	0-0	0	3	3	2	3	2	1	0	0	19	19
Team						1	2	3							
Totals		27-58	8-22	4-5	3	30	33	14	66	21	7	4	3	200	200

FG % 1st Half: 15-29 51.7% 2nd half: 12-29 41.4% Game: 27-58 46.6%
3FG % 1st Half: 4-12 33.3% 2nd half: 4-10 40.0% Game: 8-22 36.4%
FT % 1st Half: 1-1 100.0 2nd half: 3-4 75.0% Game: 4-5 80.0%

Deadball
Rebounds
1

Wyoming 68 • 2-4

#	Player	Total		3-Ptr		Rebounds			PF	TP	A	TO	Blk	Stl	Min
		FG	FGA	FG	FGA	FT	FTA	Off Def Tot							
00	HENDRICKS, Jake	* 3-6	3-5	1-3	0	6	6	4	10	2	1	0	1	38	38
01	JAMES, Justin	* 11-22	1-5	6-6	1	4	5	0	29	4	1	0	2	38	38
03	REDDING, Nyaires	* 2-6	1-3	0-0	0	2	2	1	5	1	0	0	0	23	23
13	TAYLOR, TJ	* 2-2	0-0	0-0	0	3	3	0	4	0	2	1	0	21	21
14	MUELLER, Austin	* 1-3	0-0	0-0	0	4	4	2	2	0	0	1	0	37	37
02	BANKS, A.J.	0-0	0-0	0-0	0	0	0	0	0	1	0	0	0	2	2
24	MALDONADO, Hunter	5-15	2-5	3-6	2	6	8	1	15	1	1	1	1	35	35
34	DUNG, Lwal	1-1	0-0	1-2	0	0	0	0	3	0	1	0	0	6	6
Team						2	3	5							
Totals		25-55	7-18	11-17	5	28	33	8	68	9	6	3	4	200	200

FG % 1st Half: 10-23 43.5% 2nd half: 15-32 46.9% Game: 25-55 45.5%
3FG % 1st Half: 2-7 28.6% 2nd half: 5-11 45.5% Game: 7-18 38.9%
FT % 1st Half: 5-9 55.6% 2nd half: 6-8 75.0% Game: 11-17 64.7%

Deadball
Rebounds
1

Officials: Greg Nixon, Donn Berdahl, Rick Batsell
Technical fouls: RICHMOND-None. Wyoming-None.
Attendance: 1250

Score by periods	1st	2nd	Total
RICHMOND	35	31	66
Wyoming	27	41	68

Points	In	Off	2nd	Fast	Bench
RICH	26	26	4	2	3
WY	27	10	4	5	18

Last FG - RICH 2nd-02:41, WY 2nd-00:31.
Largest lead - RICH by 11 2nd-17:26, WY by 5 2nd-09:06.
RICH led for 25:30. WY led for 08:23. Game was tied for 06:07.

Score tied - 8 times.
Lead changed - 4 times.

Official Basketball Box Score -- Game Totals -- Final Statistics Hampton vs RICHMOND 11/25/18 6:00 pm at

Hampton 86 • 2-4

#	Player	Total		3-Ptr		Rebounds			PF	TP	A	TO	Blk	Stl	Min
		FG	FGA	FG	FGA	FT	FTA	Off Def Tot							
22	Trevond Barnes	r 1-1	0-0	0-0	1	1	2	3	2	0	0	0	0	11	11
01	Lysander Bracey	g 2-9	0-4	0-0	1	1	2	1	4	1	0	0	1	29	29
02	Jermaine Marrow	g 12-19	5-8	0-0	1	3	4	2	38	6	5	0	1	35	35
23	Kalin Fisher	g 8-12	5-7	6-7	0	9	9	1	27	1	3	0	2	37	37
25	Akim Mitchell	g 3-6	0-2	1-2	3	2	5	2	7	0	1	0	3	32	32
00	Ricquall Smoot	2-3	0-0	0-0	2	0	2	4	4	0	0	0	1	10	10
03	Trey Carver	0-0	0-0	0-0	0	1	1	0	0	0	0	0	0	7	7
05	Pierre Sow	0-0	0-0	0-0	0	0	0	0	0	0	0	0	0	1	1
11	Dondre Griffin	1-4	0-2	0-0	0	0	0	2	2	0	0	0	0	6	6
14	Ben Stanley	0-1	0-0	0-0	0	1	1	1	0	0	0	0	0	3	3
21	Devon Oakley	0-0	0-0	0-0	0	1	1	0	0	1	0	0	0	10	10
24	Austin Colbert	0-1	0-0	2-2	1	3	4	2	2	0	0	0	0	14	14
45	Eugene Marshall	0-0	0-0	0-0	0	0	0	0	0	0	0	0	0	5	5
Team						1	0	1							
Totals		29-56	10-23	18-20	10	22	32	18	86	8	11	0	8	200	200

FG % 1st Half: 15-26 57.7% 2nd half: 14-30 46.7% Game: 29-56 51.8%
3FG % 1st Half: 5-11 45.5% 2nd half: 5-12 41.7% Game: 10-23 43.5%
FT % 1st Half: 8-9 88.9% 2nd half: 10-11 90.9% Game: 18-20 90.0%

Deadball
Rebounds
2

RICHMOND 66 • 2-4

#	Player	Total		3-Ptr		Rebounds			PF	TP	A	TO	Blk	Stl	Min
		FG	FGA	FG	FGA	FT	FTA	Off Def Tot							
33	GOLDEN, Grant	r 6-14	1-4	9-14	1	4	5	2	22	3	2	0	0	33	33
05	SHEROD, Nick	g 0-4	0-3	0-1	0	1	1	0	0	3	2	0	0	14	14
11	WOJCIK, Jake	g 0-7	0-6	2-2	2	1	3	3	2	2	1	0	4	31	31
32	JOHNSON, Julius	g 0-2	0-1	0-0	1	0	1	1	0	0	0	0	1	16	16
04	CAYO, Nathan	* 9-12	1-1	4-9	5	1	6	2	23	1	1	1	1	32	32
02	KOUREISSI, Souleyman	2-3	0-1	0-0	1	2	1	4	0	0	0	0	0	12	12
03	SCHNEIDER, Bryce	0-0	0-0	0-0	0	0	0	0	0	0	1	0	0	1	1
15	GRACE, Matt	1-1	0-0	0-0	1	2	3	1	2	1	0	0	0	7	7
22	GUSTAVSON, Andre	4-5	0-1	0-0	1	1	2	2	8	1	3	0	2	26	26
24	Yates, Noah	2-5	1-4	0-0	0	4	4	0	5	1	0	0	1	24	24
30	ODDO, Keith	0-0	0-0	0-0	0	0	0	2	0	0	0	0	0	4	4
Team						0	2	2							
Totals		24-53	3-21	15-26	12	17	29	14	66	12	10	1	9	200	200

FG % 1st Half: 14-32 43.8% 2nd half: 10-21 47.6% Game: 24-53 45.3%
3FG % 1st Half: 2-10 20.0% 2nd half: 1-11 9.1% Game: 3-21 14.3%
FT % 1st Half: 7-12 58.3% 2nd half: 8-14 57.1% Game: 15-26 57.7%

Deadball
Rebounds
6

Officials: Ron Groover, Jamie Luckie, Bert Smith
Technical fouls: Hampton-None. RICHMOND-None.
Attendance: 4475
2018-19 Men's Basketball. Round: 0. Hampton vs Richmond. Played at .

Score by periods	1st	2nd	Total
Hampton	43	43	86
RICHMOND	37	29	66

Points	In	Off	2nd	Fast	Bench
HAMPTON	30	30	14	8	14
RICH	38	13	14	4	19

Last FG - HAMPTON 2nd-01:30, RICH 2nd-00:30.
Largest lead - HAMPTON by 27 2nd-03:03, RICH None.
HAMPTON led for 38:27. RICH led for 00:00. Game was tied for 01:09.

Score tied - 1 time.
Lead changed - 0 times.

Official Basketball Box Score -- Game Totals -- Final Statistics RICHMOND vs Georgetown 11/28/18 7:00 p.m. at Washington, D.C. (Capital One Arena)

RICHMOND 82 • 2-5

#	Player	Total		3-Ptr		Rebounds			PF	TP	A	TO	Blk	Stl	Min
		FG	FGA	FG	FGA	FT	FTA	Off Def Tot							
04	CAYO, Nathan	r 7-11	0-0	4-5	0	4	4	3	18	4	1	1	1	37	37
33	GOLDEN, Grant	r 10-18	1-3	1-1	1	9	10	3	22	3	5	3	0	31	31
11	WOJCIK, Jake	g 7-15	6-11	0-0	0	4	4	3	20	1	0	0	1	39	39
22	GUSTAVSON, Andre	g 3-5	1-3	1-3	1	4	5	4	8	10	3	0	1	39	39
32	JOHNSON, Julius	g 5-10	4-9	0-0	0	2	2	14	2	1	0	1	0	31	31
02	KOUREISSI, Souleyman	0-0	0-0	0-0	0	0	0	0	0	0	0	0	0	3	3
15	GRACE, Matt	0-0	0-0	0-0	1	0	1	1	0	1	0	1	0	6	6
24	Yates, Noah	0-1	0-0	0-0	0	2	2	1	0	0	0	1	0	14	14
Team						0	1	1							
Totals		32-60	12-26	6-9	3	26	29	17	82	21	11	6	4	200	200

FG % 1st Half: 15-27 55.6% 2nd half: 17-33 51.5% Game: 32-60 53.3%
3FG % 1st Half: 5-11 45.5% 2nd half: 7-15 46.7% Game: 12-26 46.2%
FT % 1st Half: 0-1 0.0% 2nd half: 6-8 75.0% Game: 6-9 66.7%

Deadball
Rebounds
2

Georgetown 90 • 6-1

#	Player	Total		3-Ptr		Rebounds			PF	TP	A	TO	Blk	Stl	Min
		FG	FGA	FG	FGA	FT	FTA	Off Def Tot							
15	GOVAN, Jessie	f	11-15	0-1	7-7	3	6	9	1	29	1	1	0	2	36
33	MOURNING, Trey	f	4-10	0-0	0-0	1	2	3	4	8	2	0	0	0	26
01	PICKETT, Jamorko	g	1-2	1-2	0-0	0	1	1	1	3	1	0	1	0	19
02	MCCULLG, Mac	g	4-12	2-5	6-8	1	2	3	2	16	1	0	0	0	32
03	AKINJO, James	g	4-10	3-5	2-5	0	0	0	2	13	6	3	0	0	29
04	MOSELY, Jagan		1-4	0-1	2-4	1	1	2	1	4	8	0	0	0	19
11	MALINOWSKI, Greg		4-6	2-4	0-0	0	7	7	1	10	5	1	0	0	20
23	LEBLANC, Josh		3-5	0-0	1-1	2	3	5	1	7	0	3	0	3	16
32	JOHNSON, Kaleb		0-0	0-0	0-0	0	1	1	1	0	0	0	1	0	3
Team						3	3	6							
Totals			32-64	8-18	18-25	11	26	37	14	90	24	8	2	5	200
FG % 1st Half: 16-34		47.1%	2nd half: 16-30	53.3%	Game: 32-64		50.0%							Deadball Rebounds	
3FG % 1st Half: 4-9		44.4%	2nd half: 4-9	44.4%	Game: 18-18		44.4%							2	
FT % 1st Half: 4-6		66.7%	2nd half: 14-19	73.7%	Game: 18-25		72.0%								

2018-19 BOX SCORES

Official Basketball Box Score -- Game Totals -- Final Statistics
RICHMOND vs South Alabama
12/29/18 3 p.m. at Mitchell Center (Mobile, Ala.)

RICHMOND 91 • 6-7

#	Player	Total		3-Ptr		Rebounds			PF	TP	A TO Blk Stl					Min
		FG	FGA	FG	FGA	FT	FTA	Off Def Tot			A	TO	Blk	Stl		
04	CAYO, Nathan	r	6-9	0-0	3-5	2	4	6	3	15	0	1	0	2		30
33	GOLDEN, Grant	r	8-14	0-2	6-6	3	5	8	2	22	6	3	2	0		33
00	GILYARD, Jacob	g	6-11	4-7	4-4	2	2	4	0	20	9	2	0	1		40-
11	WOJCIK, Jake	g	6-11	5-9	5-6	2	6	8	2	22	2	0	1	1		38
32	JOHNSON, Julius	g	1-5	0-3	0-0	0	1	1	3	2	0	1	0	0		24
02	KOUREISSI, Souleyman	g	1-2	0-1	0-0	0	1	1	3	2	0	1	0	0		7
15	GRACE, Matt	g	0-1	0-0	0-0	1	1	2	2	0	1	0	0	1		7
22	GUSTAVSON, Andre	g	0-0	0-0	0-0	0	0	0	1	0	1	2	0	0		3
24	Yates, Noah	g	2-4	2-3	2-2	0	1	1	1	8	1	0	1	0		18
Team						2	2	4			1					
Totals			30-57	11-25	20-23	12	23	35	17	91	20	11	4	5		200

FG % 1st Half: 15-30 50.0% 2nd half: 15-27 55.6% Game: 30-57 52.6% Deadball Rebounds 1
3FG % 1st Half: 7-14 50.0% 2nd half: 4-11 36.4% Game: 11-25 44.0%
FT % 1st Half: 6-6 100.0 2nd half: 14-17 82.4% Game: 20-23 87.0%

South Alabama 82 • 7-6

#	Player	Total		3-Ptr		Rebounds			PF	TP	A TO Blk Stl					Min
		FG	FGA	FG	FGA	FT	FTA	Off Def Tot			A	TO	Blk	Stl		
33	Ajayi, Josh	r	11-16	0-0	3-3	3	3	6	4	25	0	3	0	1		28
42	Mitchell, Trhae	r	6-11	1-1	2-5	2	4	6	2	15	3	2	0	1		40
00	Holden, Kory	g	8-12	3-7	0-0	0	0	0	1	19	6	2	1	0		30
14	Sikes, Rodrick	g	2-7	2-6	0-1	0	2	2	1	6	0	1	1	0		25
50	Pettway, John	g	2-3	0-0	1-1	1	1	2	2	5	3	2	0	0		26
01	McGee, Herb	g	2-5	2-5	0-2	0	3	3	5	6	3	1	0	1		28
03	Morris, Kevin	g	1-4	0-0	1-2	2	3	5	1	3	0	0	0	1		12
25	Andrews, Jordan	g	1-2	1-2	0-0	0	0	0	2	3	0	0	0	0		7
30	Dial, Abdul	g	0-0	0-0	0-0	0	0	0	0	0	0	0	0	0		4
Team						0	1	1								
Totals			33-60	9-21	7-14	8	17	25	18	82	15	11	2	4		200

FG % 1st Half: 14-27 51.9% 2nd half: 19-33 57.6% Game: 33-60 55.0% Deadball Rebounds 3
3FG % 1st Half: 2-8 25.0% 2nd half: 7-13 53.8% Game: 9-21 42.9%
FT % 1st Half: 4-8 50.0% 2nd half: 3-6 50.0% Game: 7-14 50.0%

Officials: Tim Fitzgerald, Glenn Tuit, Sidney Cohen
Technical fouls: RICHMOND-None. South Alabama-None.
Attendance: 1523

Score by periods	1st	2nd	Total
RICHMOND	43	48	91
South Alabama	34	48	82

Last FG - RICH 2nd-00:08, USA 2nd-00:01.
Largest lead - RICH by 22 2nd-13:08, USA None.
RICH led for 38:55. USA led for 00:00. Game was tied for 01:05.

Score tied - 0 times.
Lead changed - 0 times.

Official Basketball Box Score -- Game Totals -- Final Statistics
RICHMOND vs Dayton
01/06/19 12:00 pm at

RICHMOND 48 • 6-7

#	Player	Total		3-Ptr		Rebounds			PF	TP	A TO Blk Stl					Min
		FG	FGA	FG	FGA	FT	FTA	Off Def Tot			A	TO	Blk	Stl		
33	GOLDEN, Grant	r	2-7	0-0	0-0	0	3	3	2	4	2	4	1	0		34
00	GILYARD, Jacob	g	8-17	8-16	0-2	1	5	6	2	24	4	3	0	3		40
11	WOJCIK, Jake	g	2-11	2-11	0-0	2	2	4	1	6	1	2	0	1		32
32	JOHNSON, Julius	g	0-3	0-2	0-0	0	4	4	3	0	3	1	0	0		18
04	CAYO, Nathan	*	3-9	0-0	1-5	3	1	4	4	7	2	0	0	0		23
02	KOUREISSI, Souleyman	g	0-1	0-0	0-0	0	0	0	2	0	0	0	0	1		6
15	GRACE, Matt	g	0-1	0-0	0-0	1	1	2	1	0	0	0	0	0		6
22	GUSTAVSON, Andre	g	2-6	0-3	0-0	3	1	4	2	4	4	1	0	0		21
24	Yates, Noah	g	1-6	1-6	0-0	0	1	1	0	3	0	0	0	0		20
Team						3	1	4			2					
Totals			18-61	11-38	1-7	13	19	32	17	48	16	13	1	5		200

FG % 1st Half: 6-26 23.1% 2nd half: 12-35 34.3% Game: 18-61 29.5% Deadball Rebounds 2
3FG % 1st Half: 5-20 25.0% 2nd half: 6-18 33.3% Game: 11-38 28.9%
FT % 1st Half: 1-4 25.0% 2nd half: 0-3 0.0% Game: 1-7 14.3%

Dayton 72 • 8-5

#	Player	Total		3-Ptr		Rebounds			PF	TP	A TO Blk Stl					Min
		FG	FGA	FG	FGA	FT	FTA	Off Def Tot			A	TO	Blk	Stl		
00	Josh Cunningham	r	11-14	0-0	3-5	2	8	10	2	25	1	3	0	0		29
33	Ryan Mikesell	g	4-6	1-3	0-0	0	2	2	2	9	2	3	0	0		27
03	Trey Landers	g	3-5	0-1	3-4	0	10	10	1	9	3	0	0	4		27
04	Jordan Davis	g	0-5	0-4	0-0	0	3	3	0	3	3	2	0	0		34
10	Jalen Crutcher	g	3-10	1-8	1-2	1	7	8	0	8	4	1	0	1		32
01	Obi Toppin	g	8-14	0-1	0-0	6	3	9	0	16	2	1	3	1		29
02	Frankie Policelli	g	1-1	1-1	0-0	0	0	0	0	3	0	0	0	0		6
23	Jack Westerfield	g	1-2	0-1	0-0	0	0	0	0	2	0	0	0	0		2
35	Dwayne Cohill	g	0-1	0-1	0-0	0	1	1	0	0	1	0	0	0		14
Team						0	0	0								
Totals			31-58	3-20	7-11	9	34	43	8	72	16	10	3	6		200

FG % 1st Half: 13-25 52.0% 2nd half: 18-33 54.5% Game: 31-58 53.4% Deadball Rebounds 3
3FG % 1st Half: 1-9 11.1% 2nd half: 2-11 18.2% Game: 3-20 15.0%
FT % 1st Half: 2-3 66.7% 2nd half: 5-8 62.5% Game: 7-11 63.6%

Officials: Lee Cassell, Bert Smith, Ted Valentine
Technical fouls: RICHMOND-None. Dayton-None.
Attendance: 12848
2018-19 Men's Basketball. Round: 0. Dayton vs Richmond. Played at .

Score by periods	1st	2nd	Total
RICHMOND	18	30	48
Dayton	29	43	72

Last FG - RICH 2nd-00:16, DAYTON 2nd-00:29.
Largest lead - RICH by 11 1st-19:02, DAYTON by 33 2nd-04:09.
RICH led for 00:50. DAYTON led for 38:27. Game was tied for 00:42.

Score tied - 1 time.
Lead changed - 2 times.

Official Basketball Box Score -- Game Totals -- Final Statistics
Rhode Island vs RICHMOND
01/09/19 7:00 pm at

Rhode Island 78 • 8-6

#	Player	Total		3-Ptr		Rebounds			PF	TP	A TO Blk Stl					Min
		FG	FGA	FG	FGA	FT	FTA	Off Def Tot			A	TO	Blk	Stl		
00	HARRIS, Jermaine	r	0-2	0-0	1-2	1	3	4	2	1	0	3	0	0		22
10	LANGEVINE, Cyril	r	3-4	0-0	3-4	1	6	7	4	9	1	2	1	3		24
01	RUSSELL, Fatts	g	6-14	2-6	5-7	0	2	2	3	19	4	3	0	1		34
11	DOWTIN, Jeff	g	7-8	2-3	8-13	0	3	3	0	24	5	2	0	1		38
25	THOMPSON, Christian	g	3-5	2-4	1-2	1	4	5	1	9	1	1	0	2		30
04	MARTIN, Tyrese	g	4-8	2-4	0-0	0	7	7	4	10	2	1	0	0		30
12	TATE, Dana	g	3-4	0-1	0-0	0	6	6	3	6	1	1	0	0		22
Team						1	0	1								
Totals			26-45	8-18	18-28	4	31	35	17	78	14	13	1	7		200

FG % 1st Half: 16-26 61.5% 2nd half: 10-19 52.6% Game: 26-45 57.8% Deadball Rebounds 5
3FG % 1st Half: 7-13 53.8% 2nd half: 1-5 20.0% Game: 8-18 44.4%
FT % 1st Half: 5-7 71.4% 2nd half: 13-21 61.9% Game: 18-28 64.3%

RICHMOND 67 • 6-9

#	Player	Total		3-Ptr		Rebounds			PF	TP	A TO Blk Stl					Min
		FG	FGA	FG	FGA	FT	FTA	Off Def Tot			A	TO	Blk	Stl		
33	GOLDEN, Grant	r	8-13	0-0	1-5	2	6	8	2	17	6	4	0	0		37
00	GILYARD, Jacob	g	7-14	4-9	1-2	0	3	3	4	19	5	4	0	4		40
11	WOJCIK, Jake	g	4-10	4-7	0-0	2	2	4	4	12	1	1	0	1		33
32	JOHNSON, Julius	g	1-2	1-2	0-0	0	2	2	3	0	0	0	0	1		17
04	CAYO, Nathan	*	3-9	0-0	0-0	0	1	1	4	6	1	1	0	0		33
02	KOUREISSI, Souleyman	g	2-3	0-1	0-0	0	0	0	0	4	0	0	0	0		5
15	GRACE, Matt	g	0-0	0-0	0-0	0	1	1	1	0	0	0	0	0		3
22	GUSTAVSON, Andre	g	1-3	1-2	3-4	1	1	2	3	6	1	0	0	2		19
24	Yates, Noah	g	0-3	0-3	0-0	0	1	1	0	0	0	0	0	0		13
Team						0	2	2								
Totals			26-57	10-24	5-11	5	19	24	21	67	14	10	0	8		200

FG % 1st Half: 15-28 53.6% 2nd half: 11-29 37.9% Game: 26-57 45.6% Deadball Rebounds 1,1
3FG % 1st Half: 4-9 44.4% 2nd half: 6-15 40.0% Game: 10-24 41.7%
FT % 1st Half: 0-1 0.0% 2nd half: 5-10 50.0% Game: 5-11 45.5%

Officials: Rob Riley, Paul Szelc, A.J. Desai
Technical fouls: Rhode Island-None. RICHMOND-None.
Attendance: 5006
2018-19 Men's Basketball. Round: 0. Rhode Island vs Richmond. Played at .

Score by periods	1st	2nd
------------------	-----	-----

2018-19 BOX SCORES

Official Basketball Box Score -- Game Totals -- Final Statistics																	
Duquesne vs RICHMOND																	
01/16/19 7:00 pm at																	
Duquesne 74 • 12-5																	
#	Player	Total		3-Ptr	Rebounds			PF	TP	A	TO	Blk	Stl	Min			
		FG-FGA	FG-FGA	FT-FTA	Off	Def	Tot										
05	WEATHERS, Marcus	r	4-6	0-1	4-4	4	5	9	4	12	1	2	0	1	29		
21	HUGHES, Michael	c	3-5	0-0	0-1	2	7	9	2	6	1	0	4	0	29		
03	HUGHES, Frankie	g	5-11	5-10	0-0	0	1	1	2	15	2	2	0	0	23		
35	CARRY, Sincere	g	7-13	3-7	4-5	0	4	4	1	21	6	1	0	2	37		
50	WILLIAMS JR, Eric	g	3-11	0-5	0-0	1	3	4	1	6	1	3	0	2	22		
00	DUNN-MARTIN, Tavian		1-5	1-4	4-4	1	1	2	2	7	4	3	0	1	25		
02	WADE, Brandon		2-3	1-2	0-0	0	0	0	1	5	0	2	0	0	11		
22	NORMAN JR, Lamar		0-0	0-0	0-0	0	0	0	0	0	0	0	0	0	5		
23	KELLY, Amari		0-0	0-0	0-0	0	0	0	1	0	0	0	0	0	11		
34	ROTHOFF, Austin		1-2	0-0	0-0	0	1	1	2	2	0	0	1	0	8		
Team					0	2	2				1						
Totals			26-56	10-29	12-14	8	24	32	16	74	15	14	5	6	200		
FG % 1st Half: 10-27 37.0% 2nd half: 16-29 55.2% Game: 26-56 46.4% Deadball Rebounds 0																	
3FG % 1st Half: 2-13 15.4% 2nd half: 8-16 50.0% Game: 10-29 34.5%																	
FT % 1st Half: 6-7 85.7% 2nd half: 6-7 85.7% Game: 12-14 85.7%																	
RICHMOND 68 • 7-10																	
#	Player	Total		3-Ptr	Rebounds			PF	TP	A	TO	Blk	Stl	Min			
		FG-FGA	FG-FGA	FT-FTA	Off	Def	Tot										
33	GOLDEN, Grant	r	6-15	0-1	2-2	1	7	8	2	14	3	1	0	1	35		
00	GILYARD, Jacob	g	9-16	1-4	3-5	0	1	1	2	22	5	3	0	3	38		
11	WOJCIK, Jake	g	0-4	0-4	0-0	0	3	3	1	0	1	1	0	1	27		
22	GUSTAVSON, Andre	g	2-3	0-0	0-0	1	2	3	1	4	0	0	0	3	30		
04	CAYO, Nathan	*	9-12	0-0	5-9	0	7	7	3	23	0	3	0	0	34		
02	KOUREISSI, Souleyman		0-0	0-0	0-2	0	0	0	1	0	0	0	0	0	3		
15	GRACE, Matt		0-0	0-0	0-0	0	0	0	0	0	1	0	0	0	4		
24	Yates, Noah		2-3	1-2	0-0	0	3	3	2	5	3	1	0	1	20		
32	JOHNSON, Julius		0-0	0-0	0-0	0	0	0	3	0	0	0	0	0	9		
Team					4	1	5				2						
Totals			28-53	2-11	10-18	6	24	30	15	68	13	11	0	9	200		
FG % 1st Half: 13-27 48.1% 2nd half: 15-26 57.7% Game: 28-53 52.8% Deadball Rebounds 3																	
3FG % 1st Half: 1-5 20.0% 2nd half: 1-6 16.7% Game: 2-11 18.2%																	
FT % 1st Half: 5-9 55.6% 2nd half: 5-9 55.6% Game: 10-18 55.6%																	
Officials: Clarence Armstrong, Edwin Young, Lee Cassell																	
Technical fouls: Duquesne-None. RICHMOND-GOLDEN, Grant.																	
Attendance: 4603																	
2018-19 Men's Basketball. Round: 0. Duquesne vs Richmond. Played at .																	
Score by periods						1st	2nd	Total									
Duquesne						28	46	74									
RICHMOND						32	36	68									
									Points	In	Off	2nd	Fast				
									DUQ	28	9	8	6	14			
									RICH	48	19	4	2	5			
Last FG - DUQ 2nd-01:00, RICH 2nd-00:49.																	
Largest lead - DUQ by 6 2nd-00:00, RICH by 8 2nd-18:43.																	
DUQ led for 06:49, RICH led for 26:26. Game was tied for 06:45.																	
Score tied - 8 times.																	
Lead changed - 12 times.																	





CHRIS MOONEY

HEAD COACH
14th SEASON
PRINCETON, 1994

Chris Mooney has more wins than any other coach in Richmond basketball history. His record-setting 240th win came against Wake Forest on December 1, 2018. With the victory, Mooney broke a tie with Dick Tarrant for the most wins by a coach in Richmond basketball history.

Now in his 14th season with the Spiders, Mooney is the third longest-tenured coach in the Atlantic 10, trailing only Bob McKillop (Davidson) and Phil Martelli (Saint Joseph's). Mooney entered 2018-19 ranked fifth all-time in conference history in both A-10 wins by a head coach (118) and overall wins by an A-10 head coach (237).

Mooney has led the Spiders to seven postseason appearances in the last 11 seasons. Under Mooney, the Spiders made trips to the NCAA tournament in 2010 and 2011 and trips to the NIT Quarterfinals in 2015 and 2017. Mooney's Spiders made national headlines en route to the Sweet 16 in 2011, knocking off five-seed Vanderbilt and Morehead State in the process. Richmond finished both the 2010 and 2011 seasons ranked in the top 25.

Richmond has averaged 20.0 wins over the previous 10 seasons and is 99-69 in Atlantic 10 play during that span, the second most wins in the conference behind Dayton.

Few teams have had as much success against ranked opponents as the Spiders under Mooney. Richmond has won 13 games vs teams ranked in the AP Top 25 under Mooney, including 12 in the previous 10 seasons, best of any A-10 school. During that span (2008-09 to 2017-18), Richmond is 12-14 vs ranked teams, the 15th-best winning percentage (.462) of any Division I team vs top-25 teams.

Mooney's teams have always excelled on their home court, winning 72 percent of the time at the Robins Center over the last 10 seasons. The Spiders average attendance of 6,492 in 2017-18 ranked third among A-10 schools and was the highest at the Robins Center since 1992-93, when the building's capacity was nearly 2,000 more than it is today. Among all Division I schools with a total enrollment under 5,000 students, Richmond ranked second in average attendance in 2017-18, trailing only Providence (9,548).

Mooney was named the Sporting News Atlantic 10 Coach of the Year in 2010, while also being selected as a finalist for the Jim Phelan National Coach of the Year Award. That same year, he won Richmond's Voice of the University Award, given to a faculty or staff member for being a voice that represents the University of Richmond in a positive manner to the wider community. Also in 2010, Richmond Style Weekly tabbed him for the 40 Under 40 list, spotlighting UR's community involvement with homelessness, Special Olympics, Arthritis Foundation, and the ASK Foundation for Childhood Cancer Research. For the last five years, Mooney has headlined the Coaches' Cookoff which raises money for Max's Positive Vibe Cafe, a non-profit dedicated to training and employing people with learning disabilities.

20 of Mooney's former players have gone on to play professionally overseas, including at least one from 11 of his 13 graduating classes.

In 2017-18, Mooney oversaw the development of one of the nation's youngest teams. With a junior, two sophomores, and two freshmen in the starting lineup, Richmond was without a senior starter for the first time

since 1999-2000. Facing one of the 25 most difficult out-of-conference schedules in Division I, the Spiders entered A-10 play with a 2-10 record. But Richmond exceeded expectations in the league, finishing tied for fifth with a 9-9 record that included a pair of wins against crosstown rival VCU and a 2-0 mark against eventual league champion Davidson. Following a 3-13 start, Richmond went 9-7 over the final two months of the season. Grant Golden set the program record for points by a freshman and was named All-Rookie and Third-Team All-Conference by the A-10. Fellow freshman Jacob Gilyard broke Richmond's single-season steals record and finished with the most steals by any D-I freshman since 2012-13 (Marcus Smart). Gilyard also set the school record for assists by a freshman and finished tied for sixth on UR's freshman points list. 77 percent of Richmond's points were scored by freshmen or sophomores, one of the highest rates for any program in Division I.

In 2016-17, the Spiders swept the two major Atlantic 10 awards, with senior T.J. Cline winning A-10 Player of the Year and freshman De'Monte Buckingham earning Rookie of the Year honors. It was just the third time one school swept the awards in A-10 history. Cline recorded the first triple-doubles in school history en route to a season that saw him rank top 10 in points, rebounds, and assists in the single-season record book. UR rebounded from a 6-6 start to finish third in A-10 play and earn an NIT bid where the Spiders won games at Alabama and home vs Oakland.

In 2014-15, Richmond finished the regular season on a six-game winning streak, and was one of the "Last Four Out" of the NCAA Tournament at-large field, thereby securing the No. 1 seed and home-court advantage in the NIT, where they would reach the tournament's quarterfinals. Senior Kendall Anthony wrapped up a career that saw him break the school's all-time three-pointers record and earn All-Atlantic 10 First Team, NABC All-District First Team and VaSID All-State First Team honors in 2015.

2009-10 and 2010-11 are remembered as two of the top seasons in Spider basketball history. In the spring of 2010, Richmond earned its first NCAA at-large bid since 2004, garnering a seven seed before falling in the first round of the tournament. Mooney was named the 2010 Sporting News Atlantic 10 Coach of the Year, and was a finalist for the 2010 Jim Phelan National Coach of the Year award. The Spiders finished the season ranked 24th nationally.

In 2011, Richmond defeated Dayton in the A-10 Championship to earn Mooney's first conference championship, the Spiders first and only league title since Richmond joined the Atlantic 10 in 2001.

That team would go on to the second Sweet 16 in program history by downing Vanderbilt and Morehead State in the NCAA Denver Subregional. While the Spiders run came to an end at the hands of Kansas in San Antonio. Richmond finished 29-8, set a school record for wins, and finished no. 21 in the coaches poll.

During those years, the Spiders were led by Kevin Anderson, a 2010 AP All-American Honorable Mention selection and the 2010 Atlantic 10 Player of the Year. Anderson (2007-11) finished his career as the second-leading scorer in school history.

Anderson had plenty of help to lead Richmond to national

Mooney File

COACHING HONORS

2010 Sporting News Atlantic 10 Coach of the Year
2010 Jim Phelan National Coach of the Year Finalist

POSTSEASON ACCOMPLISHMENTS

2017 NIT Quarterfinals
2015 NIT Quarterfinals
2013 CBI Quarterfinals
2011 NCAA Sweet 16
2011 Atlantic 10 Tournament Champions
2010 NCAA First Round
2009 CBI Semifinals
2008 CBI First Round

AS A HEAD COACH

Year	School	Record	Conf.	Finish
2018-19	Richmond	7-10	1-3	--
2017-18	Richmond	12-20	9-9	t-5th
2016-17	Richmond	22-13	13-5	t-3rd
2015-16	Richmond	16-16	7-11	9th
2014-15	Richmond	21-14	12-4	4th
2013-14	Richmond	19-14	8-8	7th
2012-13	Richmond	19-15	8-8	t-8th
2011-12	Richmond	16-16	7-9	t-9th
2010-11	Richmond	29-8	13-3	3rd
2009-10	Richmond	26-9	13-3	3rd
2008-09	Richmond	20-16	9-7	t-5th
2007-08	Richmond	16-15	9-7	t-4th
2006-07	Richmond	8-22	4-12	t-12th
2005-06	Richmond	13-17	6-10	t-11th
2004-05	Air Force	18-12	9-5	3rd
1999-00	Arcadia (D-III)	16-10	12-4	2nd
1998-99	Arcadia (D-III)	8-17	7-9	6th
Richmond (2005-pres.)		244-205 (.543)	119-101 (.541)	
Air Force (2004-05)		18-12 (.600)	9-5 (.643)	
Career Record (Div. I)		262-217 (.547)	128-106 (.547)	

Head Coach, Richmond, 2005-present

Head Coach, Air Force, 2004-05

Associate Head Coach, Air Force, 2003-04

Assistant Coach, Air Force, 2000-03

Head Coach, Arcadia University (Div III), 1997-00

AS A PLAYER

A 1994 graduate with a B.A. in English, Mooney led Princeton to the NCAA Tournament twice following a pair of conference titles. The four-year letterwinner amassed 1,071 points, which ranks 20th on Princeton's all-time scoring list, and started all 107 games in his career. He currently ranks seventh on Princeton's career list with 142 career three-pointers and is one of five Princeton student-athletes to score 1,000 points, grab 350 rebounds and dish 200 assists.

prominence. Justin Harper (2007-11) was a Lute Olson All-American and NABC First Team All-District selection in 2011, while also earning All-Atlantic 10 First Team honors. He was drafted by the Cleveland Cavaliers in the second round of the 2011 NBA Draft, and saw action for the Orlando Magic, Detroit Pistons, and Philadelphia 76ers.

Before Richmond, Mooney coached at Air Force for five seasons: three as an assistant, one as an associate head coach and one as head coach. In 2004-05, Mooney led the Falcons to an 18-12 record and votes in the national polls. His 18 victories were the most by a first-year head coach at Air Force.

Mooney began coaching at the high school level, taking a job at Lansdale Catholic High School in Lansdale, Pa., in 1994. His first college coaching experience came at Division III Beaver College, now known as Arcadia University. He spent two seasons there from 1998-2000. While at Beaver College, Mooney only coached part-time, spending much of his time as an event coordinator. He helped plan weddings and events while also serving as the team manager. Mooney is married to the former Lia Chomat, a Princeton graduate who also has a doctorate in psychology from Penn. The couple has two sons, Danny and Ryan.





#0 Jacob GILYARD

5-9 | 160 | Sophomore

Kansas City, Mo.

Barstow School

SINGLE-GAME HIGHS

Points: 31, IUPUI -- 11/16/18
 Rebounds: 8, Oral Roberts -- 12/15/18
 Assists: 9, Wake Forest -- 12/01/18; vs High Point -- 12/22/18; at South Alabama -- 12/29/18
 Steals: 7, Oral Roberts -- 12/15/18; vs High Point -- 12/22/18
 Blocks: 1, vs UAB -- 11/20/17
 FG made: 12, IUPUI -- 11/16/18
 FG attempts: 17, at Dayton -- 01/06/19; Oral Roberts -- 12/15/18
 3FG made: 8, at Dayton -- 01/06/19
 3FG attempts: 16, at Dayton -- 01/06/19
 FT made: 8, vs High Point -- 12/22/18
 FT attempts: 8, vs High Point -- 12/22/18

SOPHOMORE (2018-19)

GAME-BY-GAME

1/16 vs Duquesne - Scored 22 points, his sixth career 20-point game ... Attempted a career-high 12 two-point field goals, making eight ... Recorded three steals to give him 139 for his career, moving into ninth on UR's career steals list (passed Terry Allen - 138)

1/12 at GW - Scored all 12 of his points in game's final 10:30 ... Entered top 10 on Spiders career steals list with four steals to give him 136 for his career (tied for 10th all-time with Scott Stapleton)

1/9 vs Rhode Island - Led Richmond with 19 points and four steals ... Played 40 minutes for a third straight game ... Became first Spider to play 40+ minutes in five games in a season since Kendall Anthony in 2014-15 (eight games)

1/6 at Dayton - Led the Spiders with 24 points on a school-record tying eight three-pointers ... Became fifth different Spider to hit eight three-pointers in a game and first since Darien Brothers on Jan. 9, 2013 vs Charlotte ... 16 three-point attempts was most by Spider since Kendall Anthony on Feb. 26, 2014 vs George Mason (17) ... Fifth 20-point outing of his career and second straight ... Also led team in rebounds (six), assists (four) and steals (three) ... Played 40 minutes for a second straight game

12/29 at South Alabama - Scored 20 points, his fourth career 20-point game ... Tied a career-high with nine assists, becoming first Spider since Cedrick Lindsay in November 2013 with nine assists in back-to-back games

12/22 vs High Point - Tied career highs with nine assists and seven steals ... Seven steals were tied for third-most in game in Spiders history ... After game led D-I in steals per game at 3.5 ... Also added 18 points and scored his 500th career point on a three-pointer with 13:49 left in second half

12/15 vs Oral Roberts - Recorded career-highs in rebounds (eight) and steals (seven) ... Seven steals were tied for third-most in a game in Richmond history and the most by a Spider since Tony Dobbins tied the school record with eight against UMass on Feb. 12, 2003

12/5 vs Coppin State - Led Richmond in points (14) and assists (five) despite playing just 19 minutes, including only six in the second half ... Recorded his seventh straight game with at least five assists to start the season

12/1 vs Wake Forest - Played 38 minutes in return to Spiders lineup after missing two games with a groin injury ... Registered a career-high nine assists and added 14 points and five steals ... Brought Robins Center crowd to its feet when he made three field goals and collected a steal in a span of 1:15 midway through first half to break open a tie game

11/25 vs Hampton - Missed his first career game due to a groin injury, snapping a streak of 37 straight starts

11/21 vs Wyoming - Strained his groin on his second shot attempt of the game and was limited after that ... Played all 20 minutes in second half but attempted just three shots ... Recorded his fourth career game with at least five assists and no turnovers

11/19 vs Loyola - Led the Spiders in points (19), assists (five), and steals (four) ... Recorded 12 points, five assists, and four steals in first half to pace UR to 36-33 halftime lead

11/16 vs IUPUI - Scored a career-high 31 points, including 27 in the second half, the most by any Spider in a half since Jan. 23, 2009 (David Gonzalez, 29 in 2nd half vs Temple) ... Made 10 of his 11 field goal attempts after halftime ... Scored 17 points in first 6:30 of 2nd half, including 14 straight for the Spiders at one point ... Registered third straight game with at least five assists ... Played all 40 minutes

11/9 vs Longwood - Led Richmond in points (15), assists (5), and steals (6) ... 2nd Spider in last 20 years with 15 points, 5 assists, 6 steals in a game (Cedrick Lindsay, 12/4/13 at William & Mary) ... 6 steals tied a career high

- Named to A-10 Preseason All-Defensive Team at the conference's media day on October 18 ... Became the third Spider to earn Preseason All-Defensive Team honors under Chris Mooney, joining (Alonzo Nelson-Ododa - 2013-14, Kevin Anderson - 2010) ... He and George Washington's Terry Nolan (also on the 2018 team) are the first sophomores to be named A-10 Preseason All-Defensive Team since Rhode Island's Hassan Martin in 2014

- Rated as the No. 23 player in the Atlantic 10 entering the season by A10Talk.com

FRESHMAN (2017-18)

- Set Spiders single-season record with 89 steals, breaking mark held by Tony Dobbins (85 in 2003-04) ... Recorded most steals by D-I freshman since Marcus Smart in 2012-13 ... Averaged 2.78 steals per game, sixth most in D-I

- Played team-high 36.5 minutes per game, third most among D-I freshmen and sixth most for any player in the A-10 ... 1,167 minutes played were most by freshman in Spiders history

- Set Spiders record for assists by a freshman, finishing with 130 assists to break the mark held by Ken Atkinson (115) since 1986-87 ... 130 assists were ninth-most in a season in Spiders history ... Averaged 4.1 assists per game, 18th most by D-I freshman, second most by A-10 freshman, and 10th most of any A-10 player

- 2.41 assist-to-turnover ratio ranked fifth among D-I freshmen and third most of any A-10 player (minimum three assists per game)

- Averaged 11.4 points per game, fourth-most by a true freshman for Richmond in last 20 years and most by a Spiders true freshman since Kendall Anthony in 2011-12 (13.0) ... ranked seventh among A-10 freshmen in scoring ... 366 total points were tied for sixth most by a freshman in Spiders history

- Made 83.6 percent of his free throws (56-67), best on the team and the 10th-best single-season rate in Spiders history (minimum 50 attempts)

HIGH SCHOOL

- Advanced to state title game in three of his four seasons, winning Barstow's first state title since 1995 as a sophomore in 2015

- Missouri Class 3 All-State selection after sophomore, junior, and senior seasons ... named Missouri Class 3 Player of the Year in 2017

- Averaged 33.2 points and 7.0 assists per game as senior ... won DiRenna Award, given to the top high school basketball player in the Kansas City area

- Set Barstow single-game school scoring record with 50 points vs Washington on Dec. 5, 2016

- Played for Billy Thomas, who appeared in 53 NBA games over three seasons and was a third-team All-Big 12 selection following his senior season at Kansas in 1998



2018-19 SPIDER MEN'S BASKETBALL GAME NOTES

PERSONAL

- Son of Rodney and Tanya
- Father Rodney graduated from Ottawa University (Kan.) in 1992 as school's career leaders in assists and steals ... he was inducted into Ottawa's Athletics Hall of Fame in 2015
- Has two older siblings (Chris and Marleigh) and one younger sibling (Roman)
- Born on July 14, 1998

GILYARD SEASON GAME-BY-GAME

				Total		3-Pointers		Free throws		Rebounds											
Opponent	Date	gs	min	fg-fga	pct	3fg-fga	pct	ft-fga	pct	off	def	tot	avg	pf	a	t/o	blk	stl	pts	avg	
LONGWOOD	11/09/18	*	35	5-13	.385	3-10	.300	2-4	.500	1	2	3	3.0	3	5	4	0	6	15	15.0	
ST. FRANCIS BROOKLYN	11/14/18	*	34	6-12	.500	1-4	.250	2-2	1.000	0	1	1	2.0	1	6	1	0	0	15	15.0	
IUPUI	11/16/18	*	40	12-16	.750	3-5	.600	4-7	.571	0	3	3	2.3	1	6	5	0	2	31	20.3	
vs Loyola Chicago	11/19/18	*	34	8-12	.667	2-5	.400	1-2	.500	0	2	2	2.3	3	5	3	0	4	19	20.0	
vs Wyoming	11/21/18	*	30	1-5	.200	1-4	.250	0-0	.000	0	1	1	2.0	0	6	0	0	1	3	16.6	
at Georgetown	11/28/18		dnp	-	-	-	-	-	-	-	-	-	-	-	-	-	-	-	-	-	
WAKE FOREST	12/01/18	*	38	4-12	.333	0-5	.000	6-6	1.000	0	1	1	1.8	1	9	1	0	5	14	16.2	
COPPIN STATE	12/05/18	*	19	5-7	.714	3-5	.600	1-2	.500	1	1	2	1.9	0	5	0	0	2	14	15.9	
ORAL ROBERTS	12/15/18	*	40	5-17	.294	1-9	.111	3-3	1.000	5	3	8	2.6	2	2	4	0	7	14	15.6	
OLD DOMINION	12/19/18	*	34	0-6	.000	0-3	.000	1-2	.500	0	1	1	2.4	3	6	2	0	1	1	14.0	
vs High Point	12/22/18	*	39	4-9	.444	2-5	.400	8-8	1.000	0	1	1	2.3	4	9	4	0	7	18	14.4	
at South Alabama	12/29/18	*	40	6-11	.545	4-7	.571	4-4	1.000	2	2	4	2.5	0	9	2	0	1	20	14.9	
at Dayton	01/06/19	*	40	8-17	.471	8-16	.500	0-2	.000	1	5	6	2.8	2	4	3	0	3	24	15.7	
RHODE ISLAND	01/09/19	*	40	7-14	.500	4-9	.444	1-2	.500	0	3	3	2.8	4	5	4	0	4	19	15.9	
at George Washington	01/12/19	*	36	3-9	.333	2-7	.286	4-4	1.000	1	3	4	2.9	1	3	1	0	4	12	15.6	
DUQUESNE	01/16/19	*	38	9-16	.563	1-4	.250	3-5	.600	0	1	1	2.7	2	5	3	0	3	22	16.1	
Totals			15	537	83-176	.472	35-98	.357	40-53	.755	11	30	41	2.7	27	85	37	0	50	241	16.1

Games played: 15
Minutes/game: 35.8

Rebounds/game: 2.7
Assists/game: 5.7

			Total		3-Point		F-Throws		Rebounds											Scoring	
Season	gp-gs	min/avg	fg-fga	pct	fg-fga	pct	ft-fita	pct	off	def	tot	avg	pf	fo	ast	to	blk	stl	pts	avg	
2017	32-32	1167/36.5	126-279	.452	58-151	.384	56-67	.836	15	54	69	2.2	56	0	130	54	1	89	366	11.4	
2018	15-15	537/35.8	83-176	.472	35-98	.357	40-53	.755	11	30	41	2.7	27	0	85	37	0	50	241	16.1	
TOTAL	47-47	1704/36.3	209-455	.459	93-249	.373	96-120	.800	26	84	110	2.3	83	0	215	91	1	139	607	12.9	





#1 Blake FRANCIS

6-0 | 165 | Junior
Herndon, Va.
Wagner College

Francis signed with the Spiders on April 10, 2018 after receiving interest from many schools, including St. Bonaventure and Loyola-Chicago, following his announcement that he would transfer from Wagner. Francis will sit out the 2018-19 season due to NCAA transfer regulations.

SINGLE-GAME HIGHS (AT WAGNER)

Points: 29, Bryant -- 02/08/18
Rebounds: 7, Sacred Heart -- 01/04/18
Assists: 5, 4 times
Steals: 7, Mercy -- 12/10/17
Blocks: 1, American -- 11/18/17
FG made: 9, Bryant -- 02/08/18; at Dayton -- 12/23/17
FG attempts: 21, Bryant -- 02/08/18
3FG made: 6, Bryant -- 02/08/18; at St. Francis (PA) -- 01/26/18
3FG attempts: 13, vs LIU-Brooklyn -- 03/06/18
FT made: 9, at Rider -- 12/16/17; at NJIT -- 11/11/17
FT attempts: 11, at NJIT -- 11/11/17

SOPHOMORE (2017-18 • WAGNER COLLEGE)

- Averaged team-high 17.3 points per game, the fifth-best mark in the Northeast Conference
- Set school record with 102 three-point field goals ... Led conference in three-pointers made and ranked tied for 26th in Division I
- Shot team-best 40.2 percent from three-point range, the eighth-highest mark in the conference
- Made team-high 80.6 percent of his free-throw attempts, ranking fourth in the NEC
- Recorded team-high 52 steals, fifth most in the conference
- Led Wagner to 23-10 record and regular-season conference title
- Second-Team All-Northeast Conference selection

FRESHMAN (2016-17 • WAGNER COLLEGE)


- Averaged 7.2 points while appearing in 28 games with three starts
- Led team in three-point field goal percentage at 42.2 percent, the second-best mark in the conference ... Ranked 19th among Division I freshmen in three-point shooting (minimum 100 three-point attempts)
- Team's leading scorer off the bench (188 points)

HIGH SCHOOL

- Averaged 20.1 points as a senior at Westfield High School (Chantilly, Va.)
- Led team to 6A state title in 2016 ... earned Second Team All-State honors
- Named fourth-team All-Met selection by The Washington Post following his senior season
- Also earned All-State honors following his junior season
- Graduated as leading scorer in school history (1,390 points)

PERSONAL

- Son of Cissy and Carl
- Father Carl is the Director of Communications for the NFL Players Association ... he attended Virginia Union and played linebacker for four seasons
- Brother Branden played football at Liberty University from 2010-13
- Cousin Tyler Thornton played basketball at Duke University from 2010-14, appearing in 139 games for the Blue Devils
- Cousin Marques Hagans was a starting QB at the University of Virginia from 2004-05
- Played one season of AAU basketball with current teammate Grant Golden on the Fairfax Stars while in middle school
- Born on January 3, 1998



#2 Souleymane KOUREISSI

6-9 | 200 | Freshman
Harlem, N.Y.
Iona Prep

Koureissi signed with the Spiders on November 9, 2017 after choosing Richmond from a group of more than a dozen Division I offers, including Minnesota in the Big Ten and Seton Hall in the Big East. Koureissi was the first signee in Richmond's Class of 2018.

SINGLE-GAME HIGHS

Points: 10, Coppin State -- 12/05/18
Rebounds: 2, Hampton -- 11/25/18; Coppin State -- 12/05/18
Assists: 2, Wake Forest -- 12/01/18
Steals: 1, at Dayton -- 01/06/19; at George Washington -- 01/12/19
FG made: 3, Coppin State -- 12/05/18
FG attempts: 6, Coppin State -- 12/05/18
3FG made: 2, Coppin State -- 12/05/18
3FG attempts: 5, Coppin State -- 12/05/18
FT made: 2, Coppin State -- 12/05/18
FT attempts: 2, at George Washington -- 01/12/19; Duquesne -- 01/16/19; Coppin State -- 12/05/18

FRESHMAN (2018-19)

GAME-BY-GAME

- 1/9 vs Rhode Island - Scored both his buckets at the rim off of back-door cuts to the basket
- 12/5 vs Coppin State - Scored a season-high 10 points and made his first two career three-pointers ... One of four Spiders in double figures
- 12/1 vs Wake Forest - Tied a season-high with four points on a driving layup and a fast-break putaway ... Also recorded his first two career assists
- 11/25 vs Hampton - Registered four points on a pair layups at the rim and had a third field goal waived off due to a foul away from play
- 11/14 vs St. Francis - Made his Spiders debut, playing three minutes and converting an offensive rebound into an "And-1" for his first career points

HIGH SCHOOL

- Attended Iona Preparatory School in New Rochelle, N.Y., a member of New York's Catholic High Schools Athletics Association
- Scored a team-high 16.3 points per game while shooting 61 percent from the field as a senior and averaging 8.5 rebounds per game
- Led team to a share of league's regular-season title in 2018
- Named First Team All-Westchester/Putnam County
- Named Second Team All-CHSAA
- Rated as the No. 8 recruit in the state of New York by 247sports.com

PERSONAL

- Born on June 27, 1999
- Name is pronounced SAHL-uh-mon ker-ESS-ee

SEASON GAME-BY-GAME

Opponent		Date	gs	min	Total	3-Pointers	Free throws	Rebounds			pts									
					fg-fga	pct	ft-fa	pct	off	def	tot	avg	pf	a	t/o	blk	stl	pts	avg	
ST. FRANCIS BROOKLYN	11/14/18	3	1-1	1,000	0-0	0.000	1-1	1,000	1	0	1	1.0	0	0	0	0	0	0	3	3.0
vs Loyola Chicago	11/19/18	4	0-0	0.000	0-0	0.000	0-1	0.000	0	1	1	1.0	0	1	0	0	1	0	0	1.5
vs Wyoming	11/21/18	dnp	-	-	-	-	-	-	-	-	-	-	-	-	-	-	-	-	-	-
at HAMPTON	11/25/18	12	2-3	667	0-0	0.000	0-0	0.000	1	2	3	1.2	1	0	0	0	0	0	4	2.3
at Georgetown	11/28/18	3	0-0	0.000	0-0	0.000	0-0	0.000	0	0	1	0.3	0	0	1	0	0	0	0	1.8
WAKE FOREST	12/01/18	8	2-4	500	0-2	0.000	0-0	0.000	0	1	1	1.0	1	2	0	0	0	0	4	2.2
COPPIN STATE	12/05/18	21	3-6	500	2-5	400	2-2	1,000	1	1	2	1.2	1	0	1	0	0	0	10	3.5
ORAL ROBERTS	12/15/18	2	0-0	0.000	0-0	0.000	0-0	0.000	0	0	0	0.0	0	0	0	0	0	0	0	3.0
OLD DOMINION	12/19/18	2	0-0	0.000	0-0	0.000	0-0	0.000	0	0	0	0.0	0	0	0	0	0	0	0	2.6
vs High Point	12/22/18	3	0-0	0.000	0-0	0.000	0-0	0.000	0	0	0	0.0	0	0	0	0	0	0	0	2.3
at South Alabama	12/29/18	7	1-2	500	0-1	0.000	0-0	0.000	0	1	1	0.8	3	0	1	0	0	0	2	2.3
at Dayton	01/06/19	6	0-1	0.000	0-0	0.000	0-0	0.000	0	0	0	0.7	2	0	0	0	0	0	1	2.1
RHODE ISLAND	01/09/19	5	2-3	667	0-1	0.000	0-0	0.000	0	0	0	0.7	0	0	0	0	0	0	4	2.3
at George Washington	01/12/19	2	0-0	0.000	0-0	0.000	1-2	500	0	0	0	0.6	0	0	0	0	0	0	1	2.2
DUQUESNE	01/16/19	3	0-0	0.000	0-0	0.000	0-2	0.000	0	0	0	0.6	1	0	0	0	0	0	0	2.0
Totals		0	81	11-20	550	2-10	200	4-8	500	3	5	8	0.6	9	2	3	0	2	28	2.0

CAREER STATISTICS (AT WAGNER)

SEASON	gp-gs	min/avg	Total		3-Point		F-Throws		Rebounds			pts			Scoring					
			fg-fga	pct	ft-fa	pct	ft-fa	pct	off	def	tot	avg	pf	fo	ast	to	bk	stl	pts	avg
2016*	28-3	575/20.5	64-151	424	43-102	422	30-40	750	20	18	38	14	66	0	31	21	0	18	201	7.2
2017*	32-22	1046/32.7	182-423	430	102-254	402	87-108	806	20	40	60	19	81	2	54	48	1	52	533	17.3
All*	60-25	1621/27.0	246-574	429	145-356	407	117-148	791	40	58	98	16	147	2	85	69	1	70	754	12.6

CAREER STATISTICS

CAREER TOTALS																				
Season	gp-gs	min/avg	Total		3-Point		F-Throws		Rebounds				pts				Scoring			
			fg-fga	pct	ft-fga	pct	ft-fa	pct	off	def	tot	avg	pf	fo	ast	to	blk	stl	pts	avg
2018	14-0	81/5.8	11-20	550	2-10	200	4-8	500	3	5	8	0.6	9	0	2	3	0	2	28	2.0
TOTAL	14-0	81/5.8	11-20	550	2-10	200	4-8	500	3	5	8	0.6	9	0	2	3	0	2	28	2.0
FBS.COM @SPIDERMBB #ONEBCHMOND																				





#4 Nathan CAYO

6-7 | 205 | Sophomore

Montreal, Quebec

(College Jean De Brebeuf)

SINGLE-GAME HIGHS

Points: 23, Duquesne -- 01/16/19; Hampton -- 11/25/18
 Rebounds: 8, Oral Roberts -- 12/15/18
 Assists: 4, at Georgetown -- 11/28/18
 Steals: 2, at St. Bonaventure -- 02/10/18; Wake Forest -- 12/01/18; at South Alabama -- 12/29/18
 Blocks: 4, IUPUI -- 11/16/18
 FG made: 9, Duquesne -- 01/16/19; Hampton -- 11/25/18
 FG attempts: 13, Oral Roberts -- 12/15/18
 3FG made: 1, Hampton -- 11/25/18
 3FG attempts: 2, at Fordham -- 01/03/18
 FT made: 8, at George Washington -- 01/12/19
 FT attempts: 10, at George Washington -- 01/12/19

SOPHOMORE (2018-19)

GAME-BY-GAME

1/16 vs Duquesne - Scored a game-high 23 points, matching his career high ... Led all players on both teams in scoring for second straight game ... Added seven rebounds, recording back-to-back games with at least seven rebounds for the first time in his career
 1/12 at GW - Scored a game-high 18 points ... Recorded career highs in free throws (eight) and FT attempts (10) ... Dominated head-to-head matchup with Illinois transfer D.J. Williams
 1/6 at Dayton - Limited to five minutes in first half due to foul trouble ... Played 18 minutes in second half and helped Spiders work ball inside against Flyers zone
 12/22 vs High Point - Led Spiders with 20 points, his second career 20-point game and the third time in his career he's led UR in scoring ... Scored 17 points in first half and made all six of his shots from the field
 12/15 vs Oral Roberts- Led the Spiders with 17 points, the second time in his career he's lead UR in scoring ... Also tied for the team high with a career-best eight rebounds
 12/5 vs Coppin State - Played a season-low 10 minutes after rolling his ankle in the first half
 12/1 vs Wake Forest - Scored 17 points on 6-7 shooting, his third straight game with more than 15 points ... Second game of season with at least 15 points and only one missed FG attempt
 11/28 at Georgetown - Registered a career-best four assists and finished third on the Spiders with 18 points
 11/25 vs Hampton - Scored a career-high 23 points on 9-12 shooting ... Led Spiders in scoring for first time in his career ... Totaled five offensive rebounds, most by a Spider since De'Monte Buckingham vs Fordham on Jan. 3, 2018 ... Monster baseline dunk in traffic brought crowd to its feet in second half
 11/21 vs Wyoming- Limited to 18 minutes due to foul trouble ... Picked up two fouls in first five minutes of game and his third on a charge later in the first half
 11/19 vs Loyola- Limited to 12 minutes due to foul trouble ... Picked up two fouls in first minute of game and his third on a charge later in the first half
 11/16 vs IUPUI - Recorded a career-high four blocks, including blocks on back-to-back dunk attempts on a second-half possession that keyed a Spiders run ... Most blocks by a Spider in a game Jan. 2, 2016 (Deion Taylor, 4)
 11/14 vs St. Francis - Scored career-high 15 points while shooting 6-7 from the field ... Made several driving layups, with the *Richmond Times-Dispatch* writing after the game that he "drives like a guard and finishes like a power forward"
 11/9 vs Longwood - Made 1st career non-conference start ... Played 33 minutes, the second-highest total of his career

FRESHMAN (2017-18)

- Averaged 2.3 points and 1.7 rebounds while playing 12.7 minutes per game, seventh most on the team
- Appeared in all 32 games with two starts
- Became third Spider freshman to start when he made his first career start vs George Mason on February 3, making 2017-18 the first season since 2006-07 that three different freshmen started for Richmond

HIGH SCHOOL

- 1st-team all-league selection as a senior ... led team to 3rd-place finish in provincial championship
- Averaged 19.6 points and 9.3 rebounds per game as a junior
- Performed over 200 hours of community service

PERSONAL

- Son of Wilner Cayo and Beraca Loyer
- Has an older brother Ben and a younger brother Samuel
- Born on Oct. 27, 1997
- Last name is pronounced CAY-oh



CAYO SEASON GAME-BY-GAME

Opponent	Date	gs	min	Total		3-Pointers		Free throws		Rebounds										pts	avg
				fg-fga	pct	3fg-fga	pct	ft-fa	pct	off	def	tot	avg	pf	a	t/o	blk	stl			
LONGWOOD	11/09/18	*	33	4-7	.571	0-0	.000	0-2	.000	2	2	4	4.0	3	1	1	0	0		8	8.0
ST. FRANCIS BROOKLYN	11/14/18	*	31	6-7	.857	0-0	.000	3-4	.750	1	5	6	5.0	2	2	0	0	0		15	11.5
IUPUI	11/16/18	*	31	1-1	1.000	0-0	.000	1-2	.500	0	2	2	4.0	4	0	2	4	1		3	8.7
vs Loyola Chicago	11/19/18	*	12	1-2	.500	0-0	.000	1-1	1.000	1	0	1	3.3	4	0	4	0	1		3	7.3
vs Wyoming	11/21/18	*	18	0-3	.000	0-1	.000	3-4	.750	0	2	2	3.0	4	1	1	2	0		3	6.4
HAMPTON	11/25/18	*	32	9-12	.750	1-1	1.000	4-9	.444	5	1	6	3.5	2	1	1	1	1		23	9.2
at Georgetown	11/28/18	*	37	7-11	.636	0-0	.000	4-5	.800	0	4	4	3.6	3	4	1	1	1		18	10.4
WAKE FOREST	12/01/18	*	28	6-7	.857	0-0	.000	5-7	.714	0	3	3	3.5	2	2	0	0	2		17	11.3
COPPIN STATE	12/05/18	*	10	1-1	1.000	0-0	.000	1-2	.500	0	2	2	3.3	0	1	1	1	0		3	10.3
ORAL ROBERTS	12/15/18	*	36	7-13	.538	0-0	.000	3-6	.500	7	1	8	3.8	1	2	1	1	0		17	11.0
OLD DOMINION	12/19/18	*	36	3-8	.375	0-0	.000	4-4	1.000	0	2	2	3.6	0	1	2	0	1		10	10.9
vs High Point	12/22/18	*	38	7-8	.875	0-0	.000	6-7	.857	0	3	3	3.6	2	1	2	0	1		20	11.7
at South Alabama	12/29/18	*	30	6-9	.667	0-0	.000	3-5	.600	2	4	6	3.8	3	0	1	0	2		15	11.9
at Dayton	01/06/19	*	23	3-9	.333	0-0	.000	1-5	.200	3	1	4	3.8	4	2	0	0	0		7	11.6
RHODE ISLAND	01/09/19	*	33	3-9	.333	0-0	.000	0-0	.000	0	1	1	3.6	4	1	1	0	0		6	11.2
at George Washington	01/12/19	*	34	5-7	.714	0-0	.000	8-10	.800	5	2	7	3.8	2	3	1	2	0		18	11.6
DUQUESNE	01/16/19	*	34	9-12	.750	0-0	.000	5-9	.556	0	7	7	4.0	3	0	3	0	0		23	12.3
Totals		17	496	78-126	.619	1-2	.500	52-82	.634	26	42	68	4.0	43	22	22	12	10		209	12.3

Games played: 17

Minutes/game: 29.2

Points/game: 12.3

FG Pct: 61.9

Rebounds/game: 4.0

Assists/game: 1.3

Turnovers/game: 1.3

Assist/turnover ratio: 1.0

CAYO CAREER STATISTICS

Season	gp-gs	min/avg	Total		3-Point		F-Throws		Rebounds										Scoring	
			fg-fga	pct	fg-fga	pct	ft-fa	pct	off	def	tot	avg	pf	fo	ast	to	blk	stl	pts	avg
2017	32-2	405/12.7	29-66	.439	0-10	.000	16-27	.593	20	35	55	1.7	58	0	12	17	12	11	74	2.3
2018	17-17	496/29.2	78-126	.619	1-2	.500	52-82	.634	26	42	68	4.0	43	0	22	22	12	10	209	12.3
TOTAL	49-19	901/18.4	107-192	.557	1-12	.083	68-109	.624	46	77	123	2.5	101	0	34	39	24	21	283	5.8





#5 Nick SHEROD

6-4 | 230 | Junior

Richmond, Va. (St. Christopher's)

SINGLE-GAME HIGHS

Points: 32, MASON -- 02/03/18
 Rebounds: 14, at Davidson -- 01/28/18
 Assists: 7, vs Wyoming -- 11/21/18
 Steals: 4, St. Francis Brooklyn -- 11/14/18
 Blocks: 2, at Duquesne -- 01/24/18
 FG made: 10, at Duquesne -- 01/24/18; MASON -- 02/03/18
 FG attempts: 21, MASON -- 02/03/18
 3FG made: 5, St. Bonaventure -- 1/11/17
 3FG attempts: 9, St. Bonaventure -- 1/11/17; at Boston College -- 12/23/17
 FT made: 10, MASON -- 02/03/18
 FT attempts: 11, MASON -- 02/03/18

JUNIOR (2018-19)

GAME-BY-GAME

11/28 at Georgetown - Did not play (knee), missing his first career game and snapping a streak of 54 straight starts and 73 straight games played

11/25 vs HAMPTON - Tore left ACL on a drive to the paint with 4:39 remaining in the first half, ending his season ... Was Spiders active career leader in starts (56), minutes (1,955), points (797), and rebounds (273) at time of his injury ... Will be eligible for a medical redshirt

11/21 vs WYOMING - Registered a career-high seven assists with nine points and nine rebounds ... Missed potential game-winner at buzzer from 35 feet

11/16 vs IUPUI - Scored 22 points for the second straight game ... Second time in his career he's had consecutive 20-point games (Feb. 10-13, 2018 at SBU, URI)

11/14 vs ST. FRANCIS - Scored a game-high 22 points while making nine of his 11 shots from the field ... Made all three of his three-point shots ... Recorded a career-high 4 steals

11/9 vs LONGWOOD - Led Richmond with 7 rebounds

SOPHOMORE (2017-18)

- Averaged 14.3 points (second on team) and 5.0 rebounds (third on team) while starting all 32 games
- Increased scoring average every month, from 9.7 points in November to 12.0 in December to 13.1 in January to 19.2 in February/March
- Led team with 17.6 points per game in A-10 play (12th in conference)
- One of two players to score 17 points per game and shoot 52 percent from the field in A-10 play (Justin Tillman, VCU)
- Made team-high 39.1 percent of his three-point attempts
- Named A-10 Player of the Week on January 29 (first Spiders freshman or sophomore to win award since Kevin Anderson in 2009)

FRESHMAN (2016-17)

- Averaged 7.6 points (fifth on team) and 2.4 rebounds (fifth on team) per game
- Made 22 of 26 free throws ... lead team in FT pct (.846) and ranked sixth in A-10 among players with at least 25 FTA
- Appeared in 35 games with 18 starts ... made first career start in season-opener vs VMI

HIGH SCHOOL

- All-Metro Player of the Year in 2015-16
- All-Metro First Team (14-15, 15-16)
- VISAA All-State First Team (14-15, 15-16)
- 2,815 career points on varsity (most in Virginia High School history)
- Led St. Christopher's to school-record 24 wins and regular season title in 15-16
- Averaged 25.6 points per game to lead the region in 15-16
- Also tallied 10.6 rpg, 3.1 apg and 2.4 spg in 15-16
- Led AAU team (Team Loaded) to 2015 adidas Uprising Summer Championship in Las Vegas

PERSONAL

- Father, E.J., played basketball at Old Dominion and grandfather, Edmund, had a Hall of Fame basketball career at VCU before playing with the New York Knicks
- Interested in studying journalism and sports broadcasting
- Born on Oct. 16, 1997

SEASON GAME-BY-GAME

Opponent	Date	gs	min	Total		3-Pointers		Free throws		Rebounds				pf	a	t/o	blk	stl	pts	avg
				fg-fga	pct	3fg-fga	pct	ft-fa	pct	off	def	tot	avg							
LONGWOOD	11/09/18	*	35	5-13	.385	1-5	.200	0-1	.000	1	6	7	7.0	2	1	3	0	1	11	11.0
ST. FRANCIS BROOKLYN	11/14/18	*	34	9-11	.818	3-3	1.000	1-1	1.000	2	4	6	6.5	0	1	3	0	4	22	16.5
IUPUI	11/16/18	*	37	7-13	.538	3-5	.600	5-8	.625	1	3	4	5.7	2	2	1	0	2	22	18.3
vs Loyola Chicago	11/19/18	*	33	4-9	.444	2-7	.286	2-2	1.000	0	4	4	5.3	2	3	3	0	0	12	16.8
vs Wyoming	11/21/18	*	40	4-10	.400	0-1	.000	1-1	1.000	0	9	9	6.0	1	7	1	0	1	9	15.2
HAMPTON	11/25/18	*	14	0-4	.000	0-3	.000	0-1	.000	0	1	1	5.2	0	3	2	0	0	0	12.7
at Georgetown	11/28/18		dnp	-	-	-	-	-	-	-	-	-	-	-	-	-	-	-	-	-
at South Alabama	12/29/18		dnp	-	-	-	-	-	-	-	-	-	-	-	-	-	-	-	-	-

CAREER STATISTICS

			Total		3-Point		F-Throws		Rebounds											Scoring	
Season	gp-gs	min/avg	fg-fga	pct	fg-fga	pct	ft-fga	pct	off	def	tot	avg	pf	fo	ast	to	blk	stl	pts	avg	
2016	35-18	754/21.5	102-223	.457	39-117	.333	22-26	.846	12	71	83	2.4	58	0	31	16	1	19	265	7.6	
2017	32-32	1008/31.5	165-343	.481	61-156	.391	65-81	.802	31	128	159	5.0	58	0	45	36	4	31	456	14.3	
2018	6-6	193/32.2	29-60	.483	9-24	.375	9-14	.643	4	27	31	5.2	7	0	17	13	0	8	76	12.7	
TOTAL	73-56	1955/26.8	296-626	.473	109-297	.367	96-121	.793	47	226	273	3.7	123	0	93	65	5	58	797	10.9	





#10 Sullivan KULJU

6-6 | 220 | Sophomore
New Berlin, Wisc.
Eisenhower

SOPHOMORE (2018-19)

12/5 vs COPPIN STATE - Made his collegiate debut, playing two minutes at the end of the game ... Did not record a point, rebound, or assist

FRESHMAN (2017-18)

• Did not appear in any games

HIGH SCHOOL

- Four-year varsity starter at New Berlin Eisenhower ... member of school's 1,000-point club ... led team to 40-9 record in his last two seasons
- Three-time All-Woodland Conference selection ... 2-time All-Area selection by Milwaukee Journal Sentinel
- Team captain as a senior ... averaged 15.1 points and 5.2 rebounds per game
- Three-time letterwinner in football ... Honorable Mention All-Woodland Conference at wide receiver as a senior
- DECA (Distributive Education Clubs of America) state qualifier

PERSONAL

- Son of Eric and Kimberly Kulju
- Has an older brother Keenan and a younger sister Tierney
- Born on Sept. 8, 1998
- Last name is pronounced "COOL-you"

SEASON GAME-BY-GAME

Opponent	Date	gs	min	Total fg-fga	pct	3-Pointers fg-fga	pct	Free throws ft-fa	pct	Rebounds off def tot	avg	pf	a	to	blk	stl	pts	avg
vs Loyola Chicago	11/19/18	dnp	-	-	-	-	-	-	-	-	-	-	-	-	-	-	-	-
vs Wyoming	11/21/18	dnp	-	-	-	-	-	-	-	-	-	-	-	-	-	-	-	-
at Georgetown	11/28/18	dnp	-	-	-	-	-	-	-	-	-	-	-	-	-	-	-	-
COPPIN STATE	12/05/18	2	0	0-0	.000	0-0	.000	0-0	.000	0	0	0	0	0	0	0	0	0.0
vs High Point	12/22/18	dnp	-	-	-	-	-	-	-	-	-	-	-	-	-	-	-	-
at South Alabama	12/29/18	dnp	-	-	-	-	-	-	-	-	-	-	-	-	-	-	-	-
at George Washington	01/12/19	0	0	0-0	.000	0-0	.000	0-0	.000	0	0	0	0	0	0	0	0	0.0
Totals		0	2	0-0	.000	0-0	.000	0-0	.000	0	0	0	0	0	0	0	0	0.0

CAREER STATISTICS

Season	gp-gs	min/avg	Total fg-fga	pct	3-Point fg-fga	pct	F-Throws ft-fa	pct	Rebounds off def tot	avg	pf	fo	ast	to	blk	stl	pts	avg
2018	2-0	2/1.0	0-0	.000	0-0	.000	0-0	.000	0	0	0	0	0	0	0	0	0	0.0
TOTAL	2-0	2/1.0	0-0	.000	0-0	.000	0-0	.000	0	0	0	0	0	0	0	0	0	0.0





#11 Jake WOJCIK

6-4 | 185 | Freshman

San Jose, Calif. (Bellarmine Prep)

SINGLE-GAME HIGHS

Points: 22, at South Alabama -- 12/29/18
Rebounds: 8, at George Washington -- 01/12/19; St. Francis Brooklyn -- 11/14/18; at South Alabama -- 12/29/18
Assists: 5, St. Francis Brooklyn -- 11/14/18
Steals: 5, St. Francis Brooklyn -- 11/14/18
Blocks: 1, Old Dominion -- 12/19/18; at South Alabama -- 12/29/18
FG made: 7, at Georgetown -- 11/28/18
FG attempts: 15, at Georgetown -- 11/28/18
3FG made: 6, at Georgetown -- 11/28/18
3FG attempts: 11, at Dayton -- 01/06/19; at Georgetown -- 11/28/18; Oral Roberts -- 12/15/18
FT made: 5, at South Alabama -- 12/29/18
FT attempts: 6, at South Alabama -- 12/29/18

Wojcik signed with the Spiders on May 2, 2018. He originally committed to Siena but was released from his letter of intent when the program changed coaches in April.

FRESHMAN (2018-19)

GAME-BY-GAME

11/12 at GW - Scored 12 points on a quartet of three-pointers ... Hit three three-pointers in first five mins of second half to help UR break game open ... Led team with eight rebounds, tying a career high
12/31 - Named A-10 Co-Rookie of the Week along with Dayton's Obi Tobbin
12/29 at South Alabama - Scored a career-high 22 points and tied a career high with eight rebounds ... 22 points tied for most by a Spider ... Added two assists, one steal, and one block while committing no turnovers against the Jaguars full-court press
11/28 at Georgetown - Scored a career-high 20 points and hit six three-pointers, the most by any Spider since ShawnDre' Jones on March 1, 2017 (6) and the most by a UR freshman since Reggie Brown on Jan. 29, 2000 (6)
11/25 vs Hampton - Served as the Spiders primary ball-handler with Jacob Gilyard out ... Registered a game-high four steals
11/21 vs Wyoming - Scored a career-high 15 points on five three-pointers ... Tied for most three-pointers by a Spider in a game over last two seasons
11/14 vs St. Francis - Led Richmond with eight rebounds and five steals ... Became first Spiders with five points/rebounds/assists/steals in a game since 1998 (Jonathan Baker)
11/9 vs Longwood - Started and played 29 minutes in his collegiate debut, including 18 minutes in 2nd half ... Recorded first 2 career steals when he stole ball from rebounder coming down with an uncontested rebound

HIGH SCHOOL

- Two-time West Coast Athletic League Player of the Year at Bellarmine Prep in San Jose, Calif.
- Scored 17 points per game as a senior while leading Bellarmine to second straight league title
- Honorable Mention All-State selection following his senior season
- First Team All-Metro (San Francisco Chronicle) and All-Area (Bay Area News Group)
- Team lost just one league game in his final two high school seasons
- Rated as the No. 44 recruit in the state of California by 247sports.com

PERSONAL

- Son of Dave and Heather ... Father Dave was head coach as San Jose State from 2013-17 and has 19 seasons of college coaching experience ... Also played collegiately at Loyola (Md.)
- Uncle Doug Wojcik is a former head coach at Tulsa (2005-12) and College of Charleston (2012-14) ... Three-year starter at Navy who set school record for assists (714) while playing with future Hall-of-Famer David Robinson
- Born on Sept. 28, 1999 ... last name is pronounced "WOJ-ick"

SEASON GAME-BY-GAME

SEASON GAME-BY-GAME

Opponent	Date	gs	min	Total		3-Pointers		Free throws		Rebounds				pf	a	t/o	blk	stl	pts	avg	
				fg-fga	pct	3fg-fga	pct	ft-fga	pct	off	def	tot	avg								
LONGWOOD	11/09/18	*	29	3-7	.429	1-4	.250	0-0	.000	2	2	4	4.0	2	1	0	0	2	7	7.0	
ST. FRANCIS BROOKLYN	11/14/18	*	29	3-9	.333	2-6	.333	0-0	.000	0	8	8	6.0	3	5	1	0	5	8	7.5	
IUPUI	11/16/18	*	25	0-3	.000	0-2	.000	4-4	1.000	0	1	1	4.3	2	0	1	0	2	4	6.3	
vs Loyola Chicago	11/19/18	*	34	2-5	.400	2-4	.500	2-3	.667	0	1	1	3.5	2	1	2	0	1	8	6.8	
vs Wyoming	11/21/18	*	38	5-10	.500	5-9	.556	0-0	.000	0	3	3	3.4	3	3	0	0	0	15	8.4	
HAMPTON	11/25/18	*	31	0-7	.000	0-6	.000	2-2	1.000	2	1	3	3.3	3	2	1	0	4	2	7.3	
at Georgetown	11/28/18	*	39	7-15	.467	6-11	.545	0-0	.000	0	4	4	3.4	3	1	0	0	1	20	9.1	
WAKE FOREST	12/01/18	*	25	0-3	.000	0-3	.000	0-0	.000	0	3	3	3.4	3	2	0	0	0	0	8.0	
COPPIN STATE	12/05/18	*	17	2-2	1.000	1-1	1.000	0-0	.000	0	2	2	3.2	5	0	1	0	1	5	7.7	
ORAL ROBERTS	12/15/18	*	35	3-13	.231	2-11	.182	0-0	.000	0	6	6	3.5	4	1	0	0	1	8	7.7	
OLD DOMINION	12/19/18	*	31	2-6	.333	2-6	.333	0-0	.000	2	4	6	3.7	2	2	0	1	1	6	7.5	
vs High Point	12/22/18	*	36	2-9	.222	2-7	.286	2-2	1.000	0	1	1	3.5	3	3	1	0	0	8	7.6	
at South Alabama	12/29/18	*	38	6-11	.545	5-9	.556	5-6	.833	2	6	8	3.8	2	2	0	1	1	22	8.7	
at Dayton	01/06/19	*	32	2-11	.182	2-11	.182	0-0	.000	2	2	4	3.9	1	1	2	0	1	6	8.5	
RHODE ISLAND	01/09/19	*	33	4-10	.400	4-7	.571	0-0	.000	2	2	4	3.9	4	1	1	0	1	12	8.7	
at George Washington	01/12/19	*	29	4-9	.444	4-9	.444	0-0	.000	1	7	8	4.1	3	0	1	0	0	12	8.9	
DUQUESNE	01/16/19	*	27	0-4	.000	0-4	.000	0-0	.000	0	3	3	4.1	1	1	1	0	1	0	8.4	
Totals			17	528	45-134	.336	38-110	.345	15-17	.882	13	56	69	4.1	46	26	12	2	22	143	8.4

CAREER STATISTICS

Season	gp-gs	min/avg	Total		3-Point		F-Throws		Rebounds				Scoring							
			fg-fga	pct	fg-fga	pct	ft-fa	pct	off	def	tot	avg	pf	fo	ast	to	blk	stl	pts	avg
2018	17-17	528/31.1	45-134	.336	38-110	.345	15-17	.882	13	56	69	4.1	46	1	26	12	2	22	143	8.4
TOTAL	17-17	528/31.1	45-134	.336	38-110	.345	15-17	.882	13	56	69	4.1	46	1	26	12	2	22	143	8.4





#15 Matt GRACE

6-9 | 210 | Freshman
Hamilton, Ontario
TRC Academy

SINGLE-GAME HIGHS

Grace signed with the Spiders on May 7, 2018.

FRESHMAN (2018-19) GAME-BY-GAME

1/12 at GW -

Scored four points on a pair of baby hook shots from the left block 12/19 vs ODU - Made layup after great up-and-under move and was fouled for big bucket in 2nd half

12/5 vs COPPIN STATE - Played a career-high 16 minutes and registered four assists, second most on the team ... First Spider with at least four assists in 16 or fewer minutes since Cedrick Lindsay at Fordham on Feb. 5, 2011

12/1 vs Wake FOREST - Earned Spiders 'Play of the Game' honors with lay-up in paint after receiving a no-look wrap-around pass from Jacob Gilyard

11/25 vs HAMPTON - Collected a career-best three rebounds in seven minutes

11/21 vs WYOMING - Did not play due to illness

11/19 vs LOYOLA - Hit a three-pointer and made layup in the paint for a season-high five points off the bench

11/14 vs ST. FRANCIS - Swished a three from the corner in the 1st half for his first collegiate points


11/9 vs LONGWOOD - Played 4 minutes in his collegiate debut, all in the 1st half

HIGH SCHOOL

- Graduated from The RISE Centre Academy in Brantford, Ontario
- Led team to league championship in Ontario Scholastic Basketball Association as a senior
- Averaged 10 points and seven rebounds in three tournament games
- Academic All-League selection as a junior in 2017
- One of four members of TRC Academy's Class of 2018 to sign with a Division I basketball program

PERSONAL

- Born on Feb. 5, 1999



#21 Tomas VERBINSKIS

6-7 | 210 | Redshirt Freshman
Klaipeda, Lithuania
Sagemont (Fla.)

REDSHIRT FRESHMAN (2018-19)

GAME-BY-GAME

12/5 vs COPPIN STATE - Made his collegiate debut, scoring three points and collecting two rebounds in six minutes ... First career points came on a three-pointer from the corner

FRESHMAN (2017-18)

- Redshirted

HIGH SCHOOL

- Attended The Sagemont School in Weston, Fla.
- Honorable mention All-Broward County selection in 2016 and 2017
- Led team to Florida's 4A quarterfinals as a senior

PERSONAL

- Son of Julanta Verbinskis
- Native of Lithuania who moved to the United States for high school
- Competed in 2014 U16 FIBA European Championships for Lithuania, averaging 6.0 points per game
- Born on April 2, 1998
- Name is pronounced "TOM-iss ver-BIN-skiss"

SEASON GAME-BY-GAME

Opponent	Date	gs	min	fg-fga	pct	3fg-fga	pct	ft-fga	pct	off	def	tot	avg	pf	a	to	bik	stl	pts	avg
LONGWOOD	11/09/18	4	0-1	.000	0-1	.000	0-0	.000	0	0	0	0	0	0	0	0	0	0	0	0.0
ST. FRANCIS BROOKLYN	11/14/18	4	1-1	1.000	1-1	1.000	0-1	.000	1	0	1	0.5	1	0	0	0	0	0	3	1.5
vs Loyola Chicago	11/19/18	5	2-2	1.000	1-1	1.000	0-0	.000	0	0	0	0.3	1	0	0	0	0	0	5	2.7
vs Wyoming	11/21/18	dnp	-	-	-	-	-	-	-	-	-	-	-	-	-	-	-	-	-	-
HAMPTON	11/25/18	7	1-1	1.000	0-0	.000	0-0	.000	1	2	3	1.0	1	1	0	0	0	0	2	2.5
at Georgetown	11/28/18	6	0-0	.000	0-0	.000	0-0	.000	1	0	1	1.0	1	1	0	1	0	0	0	2.0
WAKE FOREST	12/01/18	8	1-1	1.000	0-0	.000	0-0	.000	0	1	1	1.0	1	0	0	0	0	0	2	2.0
COPPIN STATE	12/05/18	16	0-2	.000	0-2	.000	0-0	.000	0	3	3	1.3	2	4	1	1	0	0	0	1.7
ORAL ROBERTS	12/15/18	5	0-0	.000	0-0	.000	0-0	.000	0	1	1	1.3	0	0	0	0	0	0	0	1.5
OLD DOMINION	12/19/18	11	1-3	.333	0-1	.000	0-1	.000	0	2	2	1.3	0	0	0	0	0	0	2	1.6
vs High Point	12/22/18	8	0-0	.000	0-0	.000	0-0	.000	0	2	2	1.4	2	1	1	2	0	0	0	1.4
at South Alabama	12/29/18	7	0-1	.000	0-0	.000	0-0	.000	1	1	2	1.5	2	1	0	0	1	0	0	1.3
at Dayton	01/06/19	6	0-1	.000	0-0	.000	0-0	.000	1	1	2	1.5	1	0	0	0	0	0	0	1.2
RHODE ISLAND	01/09/19	3	0-0	.000	0-0	.000	0-0	.000	0	1	1	1.5	1	0	0	0	0	0	0	1.1
at George Washington	01/12/19	13	2-2	1.000	0-0	.000	0-0	.000	0	3	3	1.6	1	0	0	1	0	0	4	1.3
DUQUESNE	01/16/19	4	0-0	.000	0-0	.000	0-0	.000	0	0	0	1.5	0	1	0	0	0	0	0	1.2
Totals		0	113	8-15	.533	2-6	.333	0-2	.000	5	17	22	1.5	14	9	2	5	1	18	1.2

CAREER STATISTICS

CAREER STATISTICS																						
Season	gp-gs		min/avg		Total		3-Point		F-Throws		Rebounds				Scoring							
	gp	gs	min	avg	fg-fga	pct	fg-fga	pct	ft-fga	pct	off	def	tot	avg	pf	fo	ast	to	blk	stl	pts	avg
2018	15	0	113	7.5	8-15	.533	2-6	.333	0-2	.000	5	17	22	1.5	14	0	9	2	5	1	18	1.2
TOTAL	15	0	113	7.5	8-15	.533	2-6	.333	0-2	.000	5	17	22	1.5	14	0	9	2	5	1	18	1.2

SEASON GAME-BY-GAME

Opponent	Date	gs	min	fg-fga	pct	3fg-fga	pct	ft-fga	pct	off	def	tot	avg	pf	a	to	bik	stl	pts	avg
vs Loyola Chicago	11/19/18	dnp	-	-	-	-	-	-	-	-	-	-	-	-	-	-	-	-	-	-
vs Wyoming	11/21/18	dnp	-	-	-	-	-	-	-	-	-	-	-	-	-	-	-	-	-	-
at Georgetown	11/28/18	dnp	-	-	-	-	-	-	-	-	-	-	-	-	-	-	-	-	-	-
COPPIN STATE	12/05/18	6	1-4	.250	1-2	.500	0-0	.000	0	2	2	2.0	1	0	1	0	0	0	3	3.0
vs High Point	12/22/18	dnp	-	-	-	-	-	-	-	-	-	-	-	-	-	-	-	-	-	-
at South Alabama	12/29/18	dnp	-	-	-	-	-	-	-	-	-	-	-	-	-	-	-	-	-	-
at George Washington	01/12/19	dnp	-	-	-	-	-	-	-	-	-	-	-	-	-	-	-	-	-	-
Totals		0	6	1-4	.250	1-2	.500	0-0	.000	0	2	2	2.0	1	0	1	0	0	3	3.0

CAREER STATISTICS

Season	gp-gs	min/avg	fg-fga	pct	3fg-fga	pct	F-Throws	ft-fga	pct	off	def	tot	avg	pf	fo	ast	to	bik	stl	pts	avg
2018	1-0	6/6.0	1-4	.250	1-2	.500	0-0	.000	0	2	2	2.0	1	0	0	1	0	0	0	3	3.0
TOTAL	1-0	6/6.0	1-4	.250	1-2	.500	0-0	.000	0	2	2	2.0	1	0	0	1	0	0	0	3	3.0





#22 Andre GUSTAVSON

6-4 | 175 | Freshman
Helsinki, Finland
Helsinki Basketball Academy

Gustavson signed with the Spiders on April 26, 2018.

FRESHMAN (2018-19) GAME-BY-GAME

1/12 at GW - Made his first start since Nov. 28 and scored all eight of his points in game's first 3:10
1/6 at Dayton - Registered four points, four assists, and four rebounds in 21 minutes
12/15 vs ORAL ROBERTS - Did not play due to a foot injury
12/5 vs COPPIN STATE - Played 26 minutes, the most of any Spider ... Scored a career-high 12 points, third on the team, and collected a team-high five steals, also a career best
12/1 vs WAKE FOREST - Hit a corner three-pointer and breakaway layup to score five points ... Fouled out with 13 seconds remaining
11/28 at GEORGETOWN - Made his first career start and recorded a team-high 10 assists, the most by any Spider in the last two seasons ... Became 12th different freshman in D-I with double-digit assists in a game this year
11/25 vs HAMPTON - Played 26 minutes, eclipsing his previous season-high by 21 minutes, and rarely left the court after Nick Sherod left with a knee injury ... Scored eight points, third-most on the Spiders, on a variety of driving layups
11/9 vs LONGWOOD - Played 2 minutes in his collegiate debut

HIGH SCHOOL

- Graduated from the Helsinki Basketball Academy in Helsinki, Finland
- Scored 11.4 points per game and shot 54 percent from the field in his final season while leading HBA to the regular-season title in the Finnish 1st Division
- Competed for Finland in 2018 FIBA U20 European Championships, averaging 10.0 points, 3.6 rebounds, and 2.7 assists
- Competed for Finland in 2017 FIBA U18 European Championships, averaging 12.7 points over seven games
- Scored 27 points in group stage game vs Greece, tied for the fourth-most points in a game by any player at the tournament
- Attended same school as current Chicago Bulls star Lauri Markkanen
- One of his coaches at HBA was Finnish basketball legend Hanno Möttölä ... Möttölä, who starred at Utah, was the first Finnish player in NBA history, appearing in 155 games with the Atlanta Hawks from 2000-02

PERSONAL

- Born on May 7, 1999
- Last name is pronounced "GOOS-tahv-son"

SEASON GAME-BY-GAME

Opponent	Date	gs	min	fg	fga	pct	3fg	3fga	pct	ft	fta	pct	off	def	tot	avg	pf	a	to	bk	stl	pts	avg
LONGWOOD	11/09/18	2	0-0	.000	0-0	.000	0-0	.000	0-0	.000	0-0	.000	0	0	0	0.0	0	0	1	0	0	0	0.0
ST. FRANCIS BROOKLYN	11/14/18	3	0-0	.000	0-0	.000	0-0	.000	0-0	.000	0	1	1	0.5	0	0	0	0	1	0	0	0	0.0
vs Loyola Chicago	11/19/18	5	0-0	.000	0-0	.000	0-0	.000	0-0	.000	0-0	.000	0	0	0	0.3	2	0	0	0	0	0	0.0
vs Wyoming	11/21/18	1	0-0	.000	0-0	.000	0-0	.000	0-0	.000	0	1	1	0.5	0	0	0	0	0	0	0	0	0.0
HAMPTON	11/25/18	26	4-5	.800	0-1	.000	0-0	.000	1	1	2	0.8	2	1	3	0	2	8	16				8
at Georgetown	11/28/18	* 39	3-5	.600	1-3	.333	1-3	.333	1	4	5	1.5	4	10	3	0	1	8	27				20.0
WAKE FOREST	12/01/18	18	2-2	1.000	1-1	1.000	0-0	.000	0	0	0	1.3	5	0	0	0	0	1	5	3.0			3.0
COPPIN STATE	12/05/18	26	6-8	.750	0-1	.000	0-0	.000	2	2	4	1.6	4	2	1	0	5	12	4.1				12.4
OLD DOMINION	12/19/18	15	1-5	.200	1-2	.500	0-0	.000	3	0	3	1.8	1	0	1	0	1	0	3	4.0			3.4
vs High Point	12/22/18	6	0-0	.000	0-0	.000	0-0	.000	0	1	1	1.7	4	0	1	1	0	0	3.6				3.6
at South Alabama	12/29/18	3	0-0	.000	0-0	.000	0-0	.000	0	0	0	1.5	1	1	2	0	0	0	3.3				3.3
at Dayton	01/06/19	21	2-6	.333	0-3	.000	0-0	.000	3	1	4	1.8	2	4	1	0	0	4	3.3				3.3
RHODE ISLAND	01/09/19	19	1-3	.333	1-2	.500	3-4	.750	1	1	2	1.8	3	1	0	2	6	3.5				3.5	
at Georgetown	01/12/19	* 23	3-3	1.000	2-2	1.000	0-0	.000	0	1	1	1.7	4	3	2	1	0	8	3.9				3.9
at George Washington	01/16/19	* 30	2-3	.667	0-0	.000	0-0	.000	1	2	3	1.8	1	0	0	0	3	4	3.9				3.9
DUQUESNE	01/16/19	*	23	24-40	.600	6-15	.400	4-7	.571	12	15	27	1.8	33	22	16	2	14	58	3.9			3.9

CAREER STATISTICS

Season	gs	gp	min	avg	fg	fga	pct	3fg	3fga	pct	ft	fta	pct	off	def	tot	avg	pf	a	to	bik	sti	pts	avg
2018	15-3	237	15.8		24-40	.600	6-15	.400	4-7	.571	12	15	27	1.8	33	22	16	2	14	58	3.9			3.9
TOTAL	15-3	237	15.8		24-40	.600	6-15	.400	4-7	.571	12	15	27	1.8	33	22	16	2	14	58	3.9			3.9



#24 Noah YATES

6-5 | 210 | Graduate Student
Point Pleasant Beach, N.J.
Yale

Yates signed with the Spiders on May 16, 2018. As a graduate transfer, he chose Richmond from a group of more than a dozen scholarship offers.

GRAD STUDENT (2018-19) GAME-BY-GAME

1/16 vs Duquesne - Sparked UR's first-half offense, recording a pair of assists and hitting a three-pointer in less than two minutes after entering game at 14-minute mark
12/1 vs WAKE FOREST - Recorded season highs in points (eight) and rebounds (five) ... Was team's leading rebounder ... Made a pair of three-pointers and a give-and-go layup, all in the second half
11/25 vs HAMPTON - Totaled five points on a driving baseline layup and his first three-pointer with the Spiders
11/14 vs ST. FRANCIS - Scored his first Richmond points on a driving fast-break layup in the second half
11/9 vs LONGWOOD - Made his Spiders debut, finishing with 1 rebound and 1 steal in 13 minutes

SENIOR (2017-18)

- Appeared in all 31 games with two starts, averaging 5.4 points and 2.9 rebounds per game
- Scored career-high 17 points in win at Cornell on February 23
- Made first career start at Kennesaw State on December 30
- Shot 38.2 percent from three-point range, the second-best rate on Yale and 13th best in the Ivy League (minimum 80 attempts)
- Made 54.3 percent of shots from the field over final nine games of season, the eighth-best rate in the Ivy League over that span

JUNIOR (2016-17)

- Appeared in 11 games, totaling 21 points and 10 rebounds
- Walked onto the team before the start of the season following two years as a tight end on Yale's football team ... On the football field, a recurring elbow injury limited him to one game during his freshman and sophomore seasons

HIGH SCHOOL

- Eight-time letter winner (three in basketball and baseball, two in football) at Point Pleasant Beach High
- Second-team All-Ocean County selection in basketball as a senior
- All-state selection in football, all-conference selection in baseball, and state champion in basketball
- Led New Jersey with nine interceptions in 2013

PERSONAL

- Son of John and Colleen
- Plans to pursue graduate degree in finance at Robins School of Business
- Born on Aug. 19, 1996

SEASON GAME-BY-GAME

Opponent	Date	gs	min	fg	fga	pct	3fg	3fga	pct	ft	fta	pct	off	def	tot	avg	pf	a	to	bik	sti	pts	avg
LONGWOOD	11/09/18	13	0-1	.000	0-1	.000	0-0	.000	0-0	.000	0-0	.000	0	1	1	1.0	0	0	1	0	1	0	0.0
ST. FRANCIS BROOKLYN	11/14/18	12	1-3	.333	0-2	.000	0-0	.000	0-0	.000	0-0	.000	0	2	2	1.5	0	0	0	0	0	2	1.0
IUPUI	11/16/18	18	0-1	.000	0-1	.000	0-0	.000	0-0	.000	0-0	.000	0	3	3	2.0	1	0	1	1	2	0	0.7
vs Loyola Chicago	11/19/18	18	1-1	1.000	0-0	.000	1-2	.500	0	3	3	2.3	1	0	0	0	0	2	3	1.3			1.3
vs Wyoming	11/21/18	12	0-3	.000	0-2	.000	0-0	.000	0-0	.000	0-0	.000	0	2	2	2.0	0	1	0	0	0	0	0.0
HAMPTON	11/25/18	24	2-5	.400	1-4	.250	0-0	.000	0	4	4	2.5	0	1	0	1	0	1	5	1.7			1.7
at Georgetown	11/28/18	14	0-1	.000	0-0	.000	0-0	.000	0-0	.000	0-0	.000	0	2	2	2.4	1	0	0	1	0	0	0.0
WAKE FOREST	12/01/18	16	3-4	.750	2-3	.667	0-0	.000	1	4	5	2.8	1	1	0	0	0	8	2.3				2.3
COPPIN STATE	12/05/18	20	3-7	.429	2-4	.500	0-0	.000	0	2	2	2.7	0	2	2	1	0	0	8	2.9			2.9
ORAL ROBERTS	12/15/18	24	1-8	.125	1-7	.143	0-0	.000	1	3	4	2.8	0	3	0	0	0	1	3	2.9			2.9
OLD DOMINION	12/19/18	19	1-3	.333	1-3	.333	0-0	.000	1	2	3	2.8	2	0	2	0	1	3	2.9				2.9
at South Alabama	12/29/18	18	2-4	.500	2-3	.667	2-2	1.000	0	1	1	2.8	1	1	0	1	0	1	8	3.3			3.3
at Dayton	01/06/19	20	1-6	.167	0-0	.000	0	0	0	1	1	2.6	0	0	0	0	0	3	3.3				3.3
RHODE ISLAND	01/09/19	13	0-3	.000	0-3	.000	0-0	.000	0	1	1	2.5	0	0	0	0	0	0	3.1				3.1
at Georgetown	01/12/19	17	0-3	.000	0-2	.000	0-0	.000	0-0	.000	0-0	.000	0	3	3	2.6	1	0	2	1	0	0	0.0
DUQUESNE	01/16/19	20	2-3	.667	1-2	.500	0-0	.000	0-0	.000	0-0	.000	0	3	3	2.6	2	3	1	0	1	5	3.0
Totals		0	294	18-59	.305	12-46	.261	3-4	.750	4	40	44	2.6	10	11	8	5	10	51	3.0			3.0

CAREER STATISTICS (AT RICHMOND)

Season	gs	gp	min	avg	fg	fga	pct	3fg	3fga	pct	ft	fta	pct	off	def	tot	avg	pf	a	to	bik	sti	pts	avg
2018	17-0	294	17.3		18-59	.305	12-46	.261	3-4	.750	4	40	44	2.6	10	11	8	5	10	51	3.0			3.0
TOTAL	17-0	294	17.3		18-59	.305	12-46	.261	3-4	.750	4	40	44	2.6	10	11	8	5	10	51	3.0			3.0





#30 Keith ODDO

6-1 | 185 | Senior
Roanoke, Va.
North Cross

SENIOR (2018-19)

GAME-BY-GAME

1/12 at GW - Played game's final two minutes, recording first career block

1/7 - Awarded a scholarship for the Spring 2019 semester at practice 12/5 vs COPPIN STATE -

Played a career-high 10 minutes, registering three points, one assist and a steal ... Scoring game on an "And-1" layup at the end of the shot clock in second half

1/9 vs LONGWOOD - Played three minutes, including at end of game in pressing situations

JUNIOR (2017-18)

- Appeared in five games, totaling six points and one assist
- Made both of his field goal attempts: a three-pointer at Rhode Island and a jumpshot at George Washington

SOPHOMORE (2016-17)

- Appeared in one game, making Spiders debut Feb. 25 at Fordham ... played two minutes and did not record any points, rebounds or field goal attempts

FRESHMAN (2015-16)

- Did not play

HIGH SCHOOL

- Averaged 13.8 ppg, 4.7 apg, 3.8 rpg and 1.3 spg in his senior season
- Helped North Cross HS to a 20-4 record as a senior, earning Team MVP honors
- Scored over 1,000 points in career, hitting 38 percent of his 3-pointers
- Two-time All-Conference First Team selection, All-Conference Second Team
- Won three regular season and three conference tournament championships, qualifying for state tournament four times

SINGLE-GAME HIGHS

Points: 3, at Rhode Island -- 2/13/18; Coppin State -- 12/05/18
Assists: 1, at MASON -- 03/03/18; Coppin State -- 12/05/18
Steals: 1, Coppin State -- 12/05/18
Blocks: 1, at George Washington -- 01/12/19
FG made: 1, at GW -- 02/21/18; at Rhode Island -- 2/13/18; Coppin State -- 12/05/18
FG attempts: 2, Coppin State -- 12/05/18
3FG made: 1, at Rhode Island -- 2/13/18
3FG attempts: 1, at Rhode Island -- 2/13/18; Coppin State -- 12/05/18
FT made: 1, UMASS -- 02/28/18; Coppin State -- 12/05/18
FT attempts: 2, UMASS -- 02/28/18



#31 Jordan GAITLEY

6-4 | 205 | Sophomore
Haverford, Pa.
Fordham Prep (N.Y.)

SOPHOMORE (2018-19)

12/5 at Coppin State - Made his collegiate debut, collecting a rebound and assist in two minutes ... Driving left-handed layup in traffic rolled around rim but fell out

FRESHMAN (2017-18)

- Did not appear in a game

HIGH SCHOOL

- 2017 League MVP of New York's Catholic High Schools Athletic Association (CHSAA) A Division
- Averaged 20.5 points per game as a senior ... led team to CHSAA A Divisional Final
- Class A first-team All-State selection

PERSONAL

- Son of Frank and Stephanie Gaitley
- Mother Stephanie is head coach of the women's team at Fordham University and was head coach of the women's team at Richmond from 1985-91 (116-63 in 6 seasons)
- Older brother Dutch played at Temple and Monmouth and is currently Video Coordinator for the San Antonio Spurs
- Older brother D.C. played in seven games for Fordham
- Born on June 23, 1998

SEASON GAME-BY-GAME

Opponent	Date	gs	min	fg-fga	pct	3fg-fga	pct	ft-fa	pct	off	def	tot	avg	pf	a	t/o	blk	stl	pts	avg
LONGWOOD	11/09/18	3	0-0	.000	0-0	.000	0-0	.000	0	0	0	0	0.0	0	0	0	0	0	0	0.0
ST. FRANCIS BROOKLYN	11/14/18	2	0-1	.000	0-0	.000	0-0	.000	0	0	0	0	0.0	0	0	0	0	0	0	0.0
vs Loyola Chicago	11/19/18	dnp	-	-	-	-	-	-	-	-	-	-	-	-	-	-	-	-	-	-
vs Wyoming	11/21/18	3	0-0	.000	0-0	.000	0-0	.000	0	0	0	0	0.0	1	0	0	0	0	0	0.0
HAMPTON	11/25/18	4	0-0	.000	0-0	.000	0-0	.000	0	0	0	0	0.0	2	0	0	0	0	0	0.0
at Georgetown	11/28/18	dnp	-	-	-	-	-	-	-	-	-	-	-	-	-	-	-	-	-	-
COPPIN STATE	12/05/18	10	1-2	.500	0-1	.000	1-1	1.000	0	0	0	0	0.0	0	1	0	0	1	3	0.6
ORAL ROBERTS	12/15/18	0	0-0	.000	0-0	.000	0-0	.000	0	0	0	0	0.0	0	0	0	0	0	0	0.5
vs High Point	12/22/18	dnp	-	-	-	-	-	-	-	-	-	-	-	-	-	-	-	-	-	-
at South Alabama	12/29/18	dnp	-	-	-	-	-	-	-	-	-	-	-	-	-	-	-	-	-	-
at George Washington	01/12/19	2	0-0	.000	0-0	.000	0-0	.000	0	0	0	0	0.0	1	0	0	1	0	0	0.4
Totals		0	24	1-3	.333	0-1	.000	1-1	1.000	0	0	0	0.0	4	1	0	1	1	3	0.4

CAREER STATISTICS

CAREER STATISTICS																						
Season	gp-gs	min/avg	Total		3-Point		F-Throws		Rebounds		Scoring											
			fg-fga	pct	ft-ftr	pct	off	def	tot	avg	pf	fo	ast	to	blk	stl	pts	avg				
2016	1-0	22.0	0-0	.000	0-0	.000	0-0	.000	0	0	0	0	0	0	0	0	1	0	0	0	0	0.0
2017	5-0	132.6	2-2	1.000	1-1	1.000	1-2	.500	0	0	0	0	0	0	4	0	1	0	0	6	1.2	0.0
2018	7-0	243.4	1-3	.333	0-1	.000	1-1	1.000	0	0	0	0	0	0	4	0	1	0	1	3	0.4	0.0
TOTAL	13-0	393.0	3-5	.600	1-2	.500	2-3	.667	0	0	0	0	0	0	8	0	2	1	1	9	0.7	0.0

SEASON GAME-BY-GAME

Opponent	Date	gs	min	fg-fga	pct	3fg-fga	pct	Free throws	ft-fa	pct	off	def	tot	avg	pf	a	t/o	blk	stl	pts	avg
vs Loyola Chicago	11/19/18	dnp	-	-	-	-	-	-	-	-	-	-	-	-	-	-	-	-	-	-	-
vs Wyoming	11/21/18	dnp	-	-	-	-	-	-	-	-	-	-	-	-	-	-	-	-	-	-	-
at Georgetown	11/28/18	dnp	-	-	-	-	-	-	-	-	-	-	-	-	-	-	-	-	-	-	-
COPPIN STATE	12/05/18	2	0-1	.000	0-0	.000	0-0	.000	0	0	0	1	1.0	0	1	0	0	0	0	0	0.0
vs High Point	12/22/18	dnp	-	-	-	-	-	-	-	-	-	-	-	-	-	-	-	-	-	-	-
at South Alabama	12/29/18	dnp	-	-	-	-	-	-	-	-	-	-	-	-	-	-	-	-	-	-	-
at George Washington	01/12/19	0	0-0	.000	0-0	.000	0-0	.000	0	0	0	0	0.5	0	0	0	0	0	0	0	0.0
Totals		0	2	0-1	.000	0-0	.000	0-0	.000	0	0	1	1.0	0	1	0	0	0	0	0	0.0

CAREER STATISTICS

Season	gp-gs	min/avg	fg-fga	pct	3-Point	fg-fga	pct	F-Throws	ft-fa	pct	off	def	tot	avg	pf	fo	ast	to	blk	stl	pts	avg
2018	2-0	21.0	0-1	.000	0-0	.000	0-0	.000	0	0	0	1	1.0	0	0	0	1	0	0	0	0	0.0
TOTAL	2-0	21.0	0-1	.000	0-0	.000	0-0	.000	0	0	0	1	1.0	0	0	0	1	0	0	0	0	0.0





#32 Julius JOHNSON

6-3 | 200 | Senior

Cocoa, Fla. (Florida Air Academy)

SINGLE-GAME HIGHS

Points: 17, Dayton -- 01/09/18
 Rebounds: 8, at Bucknell -- 11/30/16
 Assists: 4, at Bucknell -- 11/30/16; at George Washington -- 01/12/19
 Steals: 4, Oral Roberts -- 12/15/18
 Blocks: 2, UMBC -- 12/10/16
 FG made: 5, 6 times
 FG attempts: 10, at Georgetown -- 11/28/18
 3FG made: 5, Dayton -- 01/09/18
 3FG attempts: 9, at Fordham -- 01/03/18; at Georgetown -- 11/28/18
 FT made: 6, at GW -- 02/21/18
 FT attempts: 6, at GW -- 02/21/18

SENIOR (2018-19)

GAME-BY-GAME

1/12 at GW - Came off the bench for the first time since Nov. 21 and tied a career high with four assists

12/1 vs WAKE FOREST - Scored 10 points on a pair of three-pointers and four free throws ... Recorded double-digit points in back-to-back games for the first time in his career

11/28 at GEORGETOWN - Made second straight start in 100th career game ... Totaled 14 points for his 11th career game with double-digit points and went 4-9 from three-point range

11/25 vs HAMPTON - Made first start since Jan. 22, 2017

11/9 vs LONGWOOD - 1st Spider off the bench, entering the game with 17 minutes left in the 1st half

JUNIOR (2017-18)

• Appeared in all 32 games, averaging 15.9 minutes per game (sixth on team)

• Scored 3.7 points per game (sixth on team) while shooting 34.3 percent from three-point range (third on team)

• Has played in 82 straight games dating back to his freshman season, the longest active streak of any Spider

• Scored 19 points (9.5 per game) in the A-10 Tournament, nearly six points above his season average

SOPHOMORE (2016-17)

• Played in all 35 games with 17 starts ... averaged 22.4 minutes per game (fifth on team)

• Scored 4.9 points and recorded 2.6 rebounds per game

• Scored career-high 16 points vs Duquesne (Jan. 28) and matched it vs Davidson on Feb. 21

• Registered career-highs in rebounds (eight) and assists (four) Nov. 30 at Bucknell

FRESHMAN (2015-16)

• Played in 26 games, averaging 8.0 minutes per game

• Scored 36 points and grabbed 22 rebounds on the season

• Scored first career points on a bucket against Stetson (11/15)

• Scored eight points with two threes in A-10 tournament win over Fordham

HIGH SCHOOL

• Led Florida Air Academy to a 21-5 record in 2014-15, advancing to the regional finals

• Scored 21 points per game and averaged four rebounds and five assists in 2014-15 season

• Earned Florida 3A All-State Second Team honors after both junior and senior seasons

• Averaged 28 points per game as a junior, leading FAA to 26-2 record

• Only second player in school history to surpass 1,000 points by junior season

• Ranked #32 in FloridaHoops.com top state players in 2015 class

PERSONAL

• Son of Katherine Jameson

• Born on April 25, 1996

SEASON GAME-BY-GAME

Opponent		Date	gs	min	Total		3-Pointers		Free throws		Rebounds				pf	a	t/o	blk	stl	pts	avg	
					fg-fga	pct	3fg-fga	pct	ft-fa	pct	off	def	tot	avg								
LONGWOOD		11/09/18		16	1-5	.200	1-4	.250	0-0	.000	0	3	3	3.0	2	0	0	0	0	3	3.0	
ST. FRANCIS BROOKLYN		11/14/18		11	0-1	.000	0-1	.000	0-0	.000	0	1	1	2.0	3	1	0	1	0	0	1.5	
IUPUI		11/16/18		16	0-1	.000	0-1	.000	0-0	.000	0	0	0	1.3	0	0	1	0	1	0	1.0	
vs Loyola Chicago		11/19/18		22	1-4	.250	1-4	.250	0-0	.000	0	0	0	1.0	1	1	0	0	0	3	1.5	
vs Wyoming		11/21/18		19	1-3	.333	1-1	1.000	0-0	.000	0	3	3	1.4	2	2	1	0	0	3	1.8	
HAMPTON		11/25/18	*	16	0-2	.000	0-1	.000	0-0	.000	1	0	1	1.3	1	0	0	0	1	0	1.5	
at Georgetown		11/28/18	*	31	5-10	.500	4-9	.444	0-0	.000	0	2	2	1.4	2	2	1	0	1	14	3.3	
WAKE FOREST		12/01/18	*	27	2-3	.667	2-3	.667	4-4	1.000	0	0	0	1.3	1	2	1	1	0	10	4.1	
COPPIN STATE		12/05/18	*	19	2-5	.400	2-4	.500	0-0	.000	0	1	1	1.2	0	0	2	0	0	6	4.3	
ORAL ROBERTS		12/15/18	*	23	0-3	.000	0-3	.000	0-0	.000	1	1	2	1.3	1	1	2	0	4	0	3.9	
OLD DOMINION		12/19/18	*	23	2-4	.500	2-4	.500	0-0	.000	0	1	1	1.3	3	2	0	1	0	6	4.1	
vs High Point		12/22/18	*	22	2-5	.400	2-5	.400	0-0	.000	0	2	2	1.3	5	1	0	1	0	6	4.3	
at South Alabama		12/29/18	*	24	1-5	.200	0-3	.000	0-0	.000	0	1	1	1.3	3	0	1	0	0	2	4.1	
at Dayton		01/06/19	*	18	0-3	.000	0-2	.000	0-0	.000	0	4	4	1.5	3	3	1	0	0	0	3.8	
RHODE ISLAND		01/09/19	*	17	1-2	.500	1-2	.500	0-0	.000	0	2	2	1.5	3	0	0	0	1	3	3.7	
at George Washington		01/12/19		17	1-2	.500	1-2	.500	1-2	.500	0	2	2	1.6	1	4	0	0	0	4	3.8	
DUQUESNE		01/16/19		9	0-0	.000	0-0	.000	0-0	.000	0	0	0	1.5	3	0	0	0	0	0	3.5	
Totals				10	330	19-58	.328	17-49	.347	5-6	.833	2	23	25	1.5	34	19	10	4	8	60	3.5

CAREER STATISTICS

			Total		3-Point		F-Throws		Rebounds											Scoring	
Season	gp-gs	min/avg	fg-fga	pct	fg-fga	pct	ft-fa	pct	off	def	tot	avg	pf	fo	ast	to	blk	stl	pts	avg	
2015	26-0	207/8.0	13-46	.283	6-33	.182	4-5	.800	6	16	22	0.8	30	0	6	4	4	1	36	1.4	
2016	35-17	783/22.4	59-142	.415	26-83	.313	27-34	.794	19	71	90	2.6	88	0	34	24	5	23	171	4.9	
2017	32-0	510/15.9	39-99	.394	24-70	.343	15-19	.789	10	43	53	1.7	58	1	26	16	1	17	117	3.7	
2018	17-10	330/19.4	19-58	.328	17-49	.347	5-6	.833	2	23	25	1.5	34	1	19	10	4	8	60	3.5	
TOTAL	110-27	1830/16.6	130-345	.377	73-235	.311	51-64	.797	37	153	190	1.7	210	2	85	54	14	49	384	3.5	





#33 Grant GOLDEN

6-10 | 265 | Redshirt Sophomore

Winchester, Va. (St. James (Md.))

SINGLE-GAME HIGHS

Points: 33, vs Wyoming -- 11/21/18
 Rebounds: 12, vs High Point -- 12/22/18
 Assists: 6, Rhode Island -- 01/09/19; at South Alabama -- 12/29/18
 Steals: 3, at Duquesne -- 01/24/18; JMU -- 12/10/17
 Blocks: 3, 4 times
 FG made: 16, vs Wyoming -- 11/21/18
 FG attempts: 24, vs Wyoming -- 11/21/18
 3FG made: 4, GEORGETOWN -- 11/25/17
 3FG attempts: 8, GEORGETOWN -- 11/25/17
 FT made: 9, Hampton -- 11/25/18
 FT attempts: 14, Hampton -- 11/25/18

REDSHIRT SOPHOMORE (2018-19)

GAME-BY-GAME

1/16 vs *Duquesne* - Scored 10 of his 14 points after halftime ... Added a team-high eight rebounds
 1/9 vs *Rhode Island* - Matched a career high with a team-best six assists ... also led UR with eight rebounds and scored 17 points
 12/31 - Named A-10 Co-Player of the Week along with Dayton's Josh Cunningham ... Became first Spider to ever be named A-10 Player of the Week in back-to-back weeks and first A-10 player to win award in consecutive weeks since St. Bonaventure's Jaylen Adams (12/26/17 & 1/2/18)
 12/29 at *South Alabama* - Scored 22 points and eight rebounds, each tied for the team lead ... Contributed a career-high six assists and two blocks
 12/24 - Named A-10 Co-Player of the Week along with Duquesne's Eric Williams after averaging 21 points and 11.5 rebounds while shooting 56 percent from the field in a pair of games ... Became fourth Spider to ever win both A-10 Player of Week and A-10 Rookie of Week Awards (Kevin Anderson, Kendall Anthony, Dan Geriot)
 12/22 vs *High Point* - Scored 19 points and grabbed a career-high 12 rebounds for his 10th career double-double and his second straight
 12/19 vs *ODU* - Led Spiders in points (23) and rebounds (11) while collecting his ninth career double-double and his 16th career 20-point game ... 11 rebounds tied a career high ... Grabbed his 300th career rebound to become the third active sophomore in D-I with 700 points and 300 rebounds
 12/5 vs *COPPIN STATE* - Recorded his eighth career double-double, totaling 13 points and 11 rebounds in just 17 minutes ... 11 rebounds tied a career high ... First Spider to record a double-double in fewer than 20 minutes of playing time since Kevin Steenberge on Dec. 29, 2003
 12/1 vs *WAKE FOREST* - Scored a game-high 24 points for his fourth straight 20-point game ... Became first Spider with four straight 20-point games since T.J. Cline in 2016-17
 11/28 at *GEORGETOWN* - Registered his seventh career double-double with a team-high 22 points and 10 rebounds ... Became first Spider with three straight 20-point games since T.J. Cline in 2016-17
 11/25 vs *HAMPTON* - Totaled 22 points, registering back-to-back 20-point games for the fourth time in his career ... Set career highs in free throws (nine) and free-throw attempts (14)
 11/21 vs *WYOMING* - Scored a career-high 33 points, half of the Spiders total ... Most points by Spider since T.J. Cline at TCU in NIT Quarterfinals on March 21, 2017 (33) ... Also set career highs in field goals (16) and FG attempts (24) ... Most field goals (16) by a Spider since Johnny Newman vs St. Mary's on Dec. 6, 1985 (17) and tied for 10th-most field goals in a game in program history
 11/16 vs *IUPUI* - Registered his sixth career double-double, finishing with 18 points and 10 rebounds
 11/14 vs *ST. FRANCIS* - Recorded his 11th career 20-point game, finishing with 20 points on 9-12 shooting
 11/9 vs *LONGWOOD* - Scored 10 of his 14 points in the 2nd half ... Tied a career high with 3 blocks

- Named Preseason First-Team All-Conference at the A-10's Media Day on October 18 ... Became the fourth different Spider to earn Preseason First-Team All-Conference honors under Chris Mooney (T.J. Cline - 2016, Kendall Anthony - 2014, Kevin Anderson - 2009-10) ... One of three sophomores to earn Preseason First-Team All-A-10 honors in last 10 years, joining Kellan Grady (Davidson, 2018) and DeAndre' Bembry (Saint Joseph's, 2014)
- Ranked as No. 9 mid-major center in D-I by CBB Central during the preseason ... Ranked as No. 10 player in A-10 by A10Talk.com during the preseason

REDSHIRT FRESHMAN (2017-18)

- Scored 498 points, breaking the record for most points by a Spider freshman (Mike Perry - 494 in 1977-78)
- Averaged team-high 15.6 points per game and recorded 6.7 rebounds per game (second on team)
- One of seven freshmen in D-I to average 15.5 points and six rebounds per game
- Led team with five double-doubles, most by a Spiders freshman since 1998-99 (Charles Stephens)
- Selected Third-Team All-Conference and All-Rookie Team in Atlantic 10 ... With Davidson's Kellan Grady, first freshmen to make A-10 All-Conference team since 2012-13 (Semaj Christon, Xavier)
- Named A-10 Rookie of the Week three times (November 27, January 29, March 5)
- Selected to All-Tournament Team at Cayman Islands Classic after averaging 18 points and five rebounds while shooting 56 percent from field in three games
- Ranked as the 15th-best player in the conference during the 2017-18 season by A-10Talk.com in May

FRESHMAN (2016-17)

- Granted medical redshirt by NCAA after undergoing cardiac ablation procedure on Dec. 22 to correct an accelerated heart rate that caused him to collapse vs Texas Tech on Dec. 17
- Appeared in nine games totaling 18 points, 18 rebounds, and eight assists
- Led team with 10.6 rebounds per 40 minutes

HIGH SCHOOL

- Moved to St. James HS in Hagerstown, Md. for final two seasons of high school
- Washington County Co-Player of the Year in 2015-16
- Led St. James to Independent-Parochial School League and Mid-Atlantic Conference titles
- Averaged 17.2 ppg, 10.3 rpg, 3.5 apg and 1.3 bpg in his senior year
- Shot 54.7 percent from the field and 42.9 percent from three in 15-16
- Sat out junior season with ankle injury
- Averaged 18.1 ppg and 7.7 rpg in 2013-14 at Sherando HS in Stephens City, Va.

PERSONAL

- Son of Ellen and Craig
- Younger brother Bryce plays basketball at Butler University
- Father played basketball at Fairfield University and two grandfathers played collegiate football
- Born on Jan. 15, 1998



2018-19 SPIDER MEN'S BASKETBALL GAME NOTES

GOLDEN SEASON GAME-BY-GAME

Opponent	Date	gs	min	Total		3-Pointers		Free throws		Rebounds				pf	a	t/o	blk	stl	pts	avg	
				fg-fga	pct	3fg-fga	pct	ft-fa	pct	off	def	tot	avg								
LONGWOOD	11/09/18	*	29	5-13	.385	0-1	.000	4-9	.444	0	6	6	6.0	1	1	4	3	0	14	14.0	
ST. FRANCIS BROOKLYN	11/14/18	*	29	9-12	.750	0-1	.000	2-4	.500	0	4	4	5.0	1	2	2	0	0	20	17.0	
IUPUI	11/16/18	*	33	6-15	.400	0-3	.000	6-8	.750	1	9	10	6.7	3	4	1	0	1	18	17.3	
vs Loyola Chicago	11/19/18	*	31	6-13	.462	0-1	.000	1-1	1.000	0	4	4	6.0	3	1	2	1	0	13	16.3	
vs Wyoming	11/21/18	*	39	16-24	.667	1-4	.250	0-0	.000	2	7	9	6.6	3	2	3	2	1	33	19.6	
HAMPTON	11/25/18	*	33	6-14	.429	1-4	.250	9-14	.643	1	4	5	6.3	2	3	2	0	0	22	20.0	
at Georgetown	11/28/18	*	31	10-18	.556	1-3	.333	1-1	1.000	1	9	10	6.9	3	3	5	3	0	22	20.3	
WAKE FOREST	12/01/18	*	32	10-20	.500	1-5	.200	3-4	.750	0	3	3	6.4	2	3	1	0	1	24	20.8	
COPPIN STATE	12/05/18	*	17	4-10	.400	1-1	1.000	4-7	.571	2	9	11	6.9	0	2	2	0	1	13	19.9	
ORAL ROBERTS	12/15/18	*	35	4-13	.308	0-0	.000	2-5	.400	0	4	4	6.6	2	2	2	0	1	10	18.9	
OLD DOMINION	12/19/18	*	29	10-19	.526	1-3	.333	2-2	1.000	2	9	11	7.0	3	2	4	0	0	23	19.3	
vs High Point	12/22/18	*	32	5-8	.625	1-1	1.000	8-11	.727	1	11	12	7.4	1	1	2	2	0	19	19.3	
at South Alabama	12/29/18	*	33	8-14	.571	0-2	.000	6-6	1.000	3	5	8	7.5	2	6	3	2	0	22	19.5	
at Dayton	01/06/19	*	34	2-7	.286	0-0	.000	0-0	.000	0	3	3	7.1	2	2	4	1	0	4	18.4	
RHODE ISLAND	01/09/19	*	37	8-13	.615	0-0	.000	1-5	.200	2	6	8	7.2	2	6	4	0	0	17	18.3	
at George Washington	01/12/19	*	27	5-8	.625	0-0	.000	7-9	.778	0	6	6	7.1	3	4	3	2	0	17	18.2	
DUQUESNE	01/16/19	*	35	6-15	.400	0-1	.000	2-2	1.000	1	7	8	7.2	2	3	1	0	1	14	17.9	
Totals			17	536	120-236	.508	7-30	.233	58-88	.659	16	106	122	7.2	35	47	45	16	6	305	17.9

Games played: 17
Minutes/game: 31.5
Points/game: 17.9
FG Pct: 50.8
3FG Pct: 23.3
FT Pct: 65.9

Rebounds/game: 7.2
Assists/game: 2.8
Turnovers/game: 2.6
Assist/turnover ratio: 1.0
Steals/game: 0.4
Blocks/game: 0.9

GOLDEN CAREER STATISTICS

Season	gp-gs	min/avg	Total		3-Point		F-Throws		Rebounds				pf	fo	ast	to	blk	stl	Scoring	
			fg-fga	pct	fg-fga	pct	ft-fa	pct	off	def	tot	avg							pts	avg
2016	9-0	68/7.6	7-20	.350	1-5	.200	3-9	.333	3	15	18	2.0	9	0	8	3	2	0	18	2.0
2017	32-32	981/30.7	208-418	.498	22-80	.275	60-96	.625	49	166	215	6.7	79	1	69	82	39	19	498	15.6
2018	17-17	536/31.5	120-236	.508	7-30	.233	58-88	.659	16	106	122	7.2	35	0	47	45	16	6	305	17.9
TOTAL	58-49	1585/27.3	335-674	.497	30-115	.261	121-193	.627	68	287	355	6.1	123	1	124	130	57	25	821	14.2



2018-19 RESULTS & STATISTICS

RECORD:	OVERALL	HOME	AWAY	NEUTRAL
ALL GAMES	7-10	4-6	2-2	1-2
CONFERENCE	1-3	0-2	1-1	0-0
NON-CONFERENCE	6-7	4-4	1-1	1-2

		Total					3-Point		F-Throw		Rebounds														
##	Player	gp-gs	min	avg	fg-fga	fg%	3fg-fga	3fg%	ft-fa	ft%	off	def	tot	avg	pf	dq	a	to	blk	stl	pts	avg			
33	GOLDEN, Grant	17-17	536	31.5	120-236	.508	7-30	.233	58-88	.659	16	106	122	7.2	35	0	47	45	16	6	305	17.9			
00	GILYARD, Jacob	15-15	537	35.8	83-176	.472	35-98	.357	40-53	.755	11	30	41	2.7	27	0	85	37	0	50	241	16.1			
05	SHEROD, Nick	6-6	193	32.2	29-60	.483	9-24	.375	9-14	.643	4	27	31	5.2	7	0	17	13	0	8	76	12.7			
04	CAYO, Nathan	17-17	496	29.2	78-126	.619	1-2	.500	52-82	.634	26	42	68	4.0	43	0	22	22	12	10	209	12.3			
11	WOJCIK, Jake	17-17	528	31.1	45-134	.336	38-110	.345	15-17	.882	13	56	69	4.1	46	1	26	12	2	22	143	8.4			
22	GUSTAVSON, Andre	15-3	237	15.8	24-40	.600	6-15	.400	4-7	.571	12	15	27	1.8	33	1	22	16	2	14	58	3.9			
32	JOHNSON, Julius	17-10	330	19.4	19-58	.328	17-49	.347	5-6	.833	2	23	25	1.5	34	1	19	10	4	8	60	3.5			
24	YATES, Noah	17-0	294	17.3	18-59	.305	12-46	.261	3-4	.750	4	40	44	2.6	10	0	11	8	5	10	51	3.0			
21	VERBINSKIS, Tomas	1-0	6	6.0	1-4	.250	1-2	.500	0-0	.000	0	2	2	2.0	1	0	0	1	0	0	3	3.0			
02	KOUREISSI, Souleyma	14-0	81	5.8	11-20	.550	2-10	.200	4-8	.500	3	5	8	0.6	9	0	2	3	0	2	28	2.0			
03	SCHNEIDER, Bryce	4-0	20	5.0	2-5	.400	1-2	.500	0-0	.000	2	4	6	1.5	3	0	1	1	1	0	5	1.3			
15	GRACE, Matt	15-0	113	7.5	8-15	.533	2-6	.333	0-2	.000	5	17	22	1.5	14	0	9	2	5	1	18	1.2			
30	ODDO, Keith	7-0	24	3.4	1-3	.333	0-1	.000	1-1	1.000	0	0	0	0.0	4	0	1	0	1	1	3	0.4			
31	GAITLEY, Jordan	2-0	2	1.0	0-1	.000	0-0	.000	0-0	.000	0	1	1	0.5	0	0	1	0	0	0	0	0.0			
10	KULJU, Sullivan	2-0	2	1.0	0-0	.000	0-0	.000	0-0	.000	0	0	0	0.0	0	0	0	0	0	0	0	0.0			
Team											19	33	52		1			14							
Total.....		17	3399		439-937	.469	131-395	.332	191-282	.677	117	401	518	30.5	267	3	263	184	48	132	1200	70.6			
Opponents.....		17	3402		443-935	.474	119-358	.332	184-282	.652	145	430	575	33.8	266	-	204	213	43	98	1189	69.9			

TEAM STATISTICS	RICH	OPP	Date	Opponent	Score	Att.
SCORING	1200	1189	11/09/18	LONGWOOD	L 58-63	6717
Points per game	70.6	69.9	11/14/18	ST. FRANCIS BROOKLYN	W 88-66	6851
Scoring margin	+0.6	-	11/16/18	IUPUI	W 78-70	5015
FIELD GOALS-ATT	439-937	443-935	11/19/18	vs Loyola Chicago	L 66-82	1550
Field goal pct	.469	.474	11/21/18	vs Wyoming	L 66-68	1250
3 POINT FG-ATT	131-395	119-358	11/25/18	HAMPTON	L 66-86	4475
3-point FG pct	.332	.332	11/28/18	at Georgetown	L 82-90	4912
3-pt FG made per game	7.7	7.0	12/01/18	WAKE FOREST	W 84-74	6076
FREE THROWS-ATT	191-282	184-282	12/05/18	COPPIN STATE	W 82-47	4220
Free throw pct	.677	.652	12/15/18	ORAL ROBERTS	L 52-59	5107
F-Throws made per game	11.2	10.8	12/19/18	OLD DOMINION	L 54-63	5617
REBOUNDS	518	575	12/22/18	vs High Point	W 74-59	1012
Rebounds per game	30.5	33.8	12/29/18	at South Alabama	W 91-82	1523
Rebounding margin	-3.4	-	* 01/06/19	at Dayton	L 48-72	12848
ASSISTS	263	204	* 01/09/19	RHODE ISLAND	L 67-78	5006
Assists per game	15.5	12.0	* 01/12/19	at George Washington	W 76-56	2335
TURNOVERS	184	213	* 01/16/19	DUQUESNE	L 68-74	4603
Turnovers per game	10.8	12.5				
Turnover margin	+1.7	-				
Assist/turnover ratio	1.4	1.0				
STEALS	132	98				
Steals per game	7.8	5.8				
BLOCKS	48	43				
Blocks per game	2.8	2.5				
ATTENDANCE	53687	25430				
Home games-Avg/Game	10-5369	4-5404				
Neutral site-Avg/Game	-	3-1271				

* = Conference game

Score by Periods	1st	2nd	Totals
RICHMOND	591	609	1200
Opponents	546	643	1189



2018-19 A-10 RESULTS & STATISTICS

RECORD:	OVERALL	HOME	AWAY	NEUTRAL
ALL GAMES	1-3	0-2	1-1	0-0
CONFERENCE	1-3	0-2	1-1	0-0
NON-CONFERENCE	0-0	0-0	0-0	0-0

#	Player	gp-gs	min	avg	Total		3-Point		F-Throw		Rebounds				pf	dq	a	to	blk	stl	pts	avg
					fg-fga	fg%	3fg-fga	3fg%	ft-fa	ft%	off	def	tot	avg								
00	GILYARD, Jacob	4-4	154	38.5	27-56	.482	15-36	.417	8-13	.615	2	12	14	3.5	9	0	17	11	0	14	77	19.3
04	CAYO, Nathan	4-4	124	31.0	20-37	.541	0-0	.000	14-24	.583	8	11	19	4.8	13	0	6	5	2	0	54	13.5
33	GOLDEN, Grant	4-4	133	33.2	21-43	.488	0-1	.000	10-16	.625	3	22	25	6.3	9	0	15	12	3	1	52	13.0
11	WOJCIK, Jake	4-4	121	30.3	10-34	.294	10-31	.323	0-0	.000	5	14	19	4.8	9	0	3	5	0	3	30	7.5
22	GUSTAVSON, Andre	4-2	93	23.3	8-15	.533	3-7	.429	3-4	.750	5	5	10	2.5	10	0	8	3	1	5	22	5.5
24	Yates, Noah	4-0	70	17.5	3-15	.200	2-13	.154	0-0	.000	0	8	8	2.0	3	0	3	1	2	2	8	2.0
32	JOHNSON, Julius	4-2	61	15.3	2-7	.286	2-6	.333	1-2	.500	0	8	8	2.0	10	0	7	1	0	1	7	1.8
02	KOUREISSI, Souleyma	4-0	16	4.0	2-4	.500	0-1	.000	1-4	.250	0	0	0	0.0	3	0	0	0	0	2	5	1.3
15	GRACE, Matt	4-0	26	6.5	2-3	.667	0-0	.000	0-0	.000	1	5	6	1.5	3	0	1	0	1	0	4	1.0
30	ODDO, Keith	1-0	2	2.0	0-0	.000	0-0	.000	0-0	.000	0	0	0	0.0	1	0	0	0	1	0	0	0.0
10	KULJU, Sullivan	1-0	0	0.0	0-0	.000	0-0	.000	0-0	.000	0	0	0	0.0	0	0	0	0	0	0	0	0.0
31	GAITLEY, Jordan	1-0	0	0.0	0-0	.000	0-0	.000	0-0	.000	0	0	0	0.0	0	0	0	0	0	0	0	0.0
Team											8	7	15					6				
Total.....		4	800		95-214	.444	32-95	.337	37-63	.587	32	92	124	31.0	70	0	60	44	10	28	259	64.8
Opponents.....		4	800		102-218	.468	27-91	.297	49-68	.721	33	102	135	33.8	59	-	54	44	11	25	280	70.0

TEAM STATISTICS	RICH	OPP
SCORING	259	280
Points per game	64.8	70.0
Scoring margin	-5.2	-
FIELD GOALS-ATT	95-214	102-218
Field goal pct	.444	.468
3 POINT FG-ATT	32-95	27-91
3-point FG pct	.337	.297
3-pt FG made per game	8.0	6.8
FREE THROWS-ATT	37-63	49-68
Free throw pct	.587	.721
F-Throws made per game	9.3	12.3
REBOUNDS	124	135
Rebounds per game	31.0	33.8
Rebounding margin	-2.7	-
ASSISTS	60	54
Assists per game	15.0	13.5
TURNOVERS	44	44
Turnovers per game	11.0	11.0
Turnover margin	+0.0	-
Assist/turnover ratio	1.4	1.2
STEALS	28	25
Steals per game	7.0	6.3
BLOCKS	10	11
Blocks per game	2.5	2.8
ATTENDANCE	9609	15183
Home games-Avg/Game	2-4804	2-7592
Neutral site-Avg/Game	-	0-0

Date	Opponent		Score	Att.
* 01/06/19	at Dayton	L	48-72	12848
* 01/09/19	RHODE ISLAND	L	67-78	5006
* 01/12/19	at George Washington	W	76-56	2335
* 01/16/19	DUQUESNE	L	68-74	4603

* = Conference game

Score by Periods	1st	2nd	Totals
RICHMOND	119	140	259
Opponents	133	147	280



TV/RADIO SPEED CHART



#0 JACOB GILYARD

G | SO | 5-9 | 160 | KANSAS CITY, MO

PTS	REB	AST	STL	MIN
16.1	2.7	5.7	3.3	35.8

- Tied for 1st in D-I with 3.33 steals per game this season
- Ranks 2nd in A-10 in Ast PG (5.7) and 3rd in Ast/TO Ratio (2.3)
- 139 career steals are 9th in UR history
- Tied school record with 8 3-pt FG at Dayton (8-16)
- Scored career-high 31 pts vs IUPUI (27 pts, 10-11 FG in 2nd half)
- Preseason A-10 All-Defensive Team (1st Spider since 2014)

CAREER HIGHS

PTS	REB
31	8
AST	STL
9	7

LAST GAME

PTS	REB
22	1
AST	STL
5	3



#2 SOULEYMANE KOUREISSI

F | FR | 6-9 | 200 | HARLEM, NY

PTS	REB	AST	STL	MIN
2.0	0.6	0.1	0.1	5.8


- Made pair of buckets on backdoor layups vs Rhode Island
- Scored season-high 10 points vs Coppin St
- Averaged team-high 16.3 pts, 8.5 reb at NY's Iona Prep last season
- No. 8 Class of 2018 recruit in state of NY according to 247sports.com
- Had more than a dozen D-I offers, including Big Ten & Big East schools
- Name is pronounced SAHL-uh-mon ker-ESS-ee

CAREER HIGHS

PTS	REB
10	2
AST	STL
2	1

LAST GAME

PTS	REB
0	0
AST	STL
0	0



#4 NATHAN CAYO

F | SO | 6-7 | 205 | MONTREAL, QUEBEC

PTS	REB	AST	BLK	MIN
12.3	4.0	1.3	0.7	29.2

- Last week: 20.5 PPG (T-1st in A-10), 73.7 FG pct (1st in A-10)
- Tied career high with 23 points vs Duquesne
- Led Spiders in scoring 5 times this season (1st 5 times of career)
- Pair of highlight dunks at GW were named UR's Plays of the Game
- Rich Times-Dispatch: "drives like a guard, finishes like a power forward"
- Is trilingual, also speaks French and Creole

CAREER HIGHS

PTS	REB
23	8
AST	BLK
4	4

LAST GAME

PTS	REB
23	7
AST	BLK
0	0



#5 NICK SHEROD

G | JR | 6-4 | 230 | RICHMOND, VA

PTS	REB	AST	STL	MIN
12.7	5.2	2.8	1.3	32.2

- Tore left ACL late in 1st half vs Hampton (out for season)
- UR's active leader in starts (56), mins (1955), & pts (797) at time of injury
- Will be eligible for medical redshirt
- Injury snapped streak of 54 straight starts for Spiders
- Team-high 17.6 PPG in A-10 play last year (12th in conference)
- Increased scoring average every month last season

CAREER HIGHS

PTS	REB
32	14
AST	STL
7	4

LAST GAME

PTS	REB
--	--
AST	STL
--	--



#11 JAKE WOJCIC

G | FR | 6-4 | 185 | SAN JOSE, CA

PTS	REB	AST	STL	MIN
8.4	4.1	1.5	1.3	31.1

- T-6th in A-10 with 38 3-pointers this season (0-4 on 3-pt FG last game)
- Named A-10 Co-Rookie of the Week on 12/31 (22 Pts, 8 Reb at So Alabama)
- 6 3pt FGs vs Gtown were most by UR freshman since 2000 (Reggie Brown)
- Honorable Mention All-State selection in California last season
- Father Dave was head coach at San Jose St from 2013-17
- Uncle Doug is former head coach at Tulsa & College of Charleston

CAREER HIGHS

PTS	REB
22	8
AST	STL
5	5

LAST GAME

PTS	REB
0	3
AST	STL
1	1



#15 MATT GRACE

F | FR | 6-9 | 210 | HAMILTON, ONTARIO

PTS	REB	AST	BLK	MIN
1.2	1.5	0.6	0.3	7.5


- Scored 4 points on a pair of baby hooks from left block at GW
- Recorded career-high 4 Ast in just 16 mins vs Coppin St (2nd on team)
- Made 3-pointer and layup for career-high 5 points vs Loyola
- 1 of 4 members of high school senior class to sign with D-I program
- Passing ability from post, 3-pt range makes him good fit for UR offense
- Former hockey player

CAREER HIGHS

PTS	REB
5	3
AST	BLK
4	2

LAST GAME

PTS	REB
0	0
AST	BLK
1	0



#22 ANDRE GUSTAVSON

G | FR | 6-4 | 175 | HELSINKI, FINLAND

PTS	REB	AST	STL	MIN
3.9	1.8	1.5	0.9	15.8

- Returned to starting lineup at GW and scored 8 of UR's first 11 points
- Career-high 10 Ast at Georgetown (most by Spider in last 2 seasons)
- Averaged over 10 PPG at 2017, 2018 FIBA European Championships
- Coached at HBA by Hanno Moittola (1st Finnish player in NBA)
- Attended same school as Lauri Markkanen of Chicago Bulls
- Standout athlete who can dunk the ball through his legs

CAREER HIGHS

PTS	REB
12	5
AST	STL
10	5

LAST GAME

PTS	REB
4	3
AST	STL
0	3



#24 NOAH YATES

F | GR | 6-5 | 210 | PT PLEASANT BEACH, NJ

PTS	REB	AST	STL	MIN
3.0	2.6	0.7	0.6	17.3

- Sparked UR offense w 2 Ast & 3-ptr in first 2 mins of playing time vs Duquesne
- Recorded 2 of Spiders 9 blocks at GW (most by UR in a game since 2015)
- Yale graduate received a dozen D-I scholarship offers last spring
- Shot 38.2 pct from 3-pt range last year (13th in Ivy League)
- Joined Yale basketball team after playing football as FR/SO (was a TE)
- Expected to be eligible for 2019-20 season as well

CAREER HIGHS (YALE & UR)

PTS	REB
17	9
AST	STL
4	3

LAST GAME

PTS	REB
5	3
AST	STL
3	1



#30 KEITH ODDO

G | SR | 6-1 | 185 | ROANOKE, VA

PTS	REB	AST	STL	MIN
0.4	0.0	0.1	0.1	3.4

- Put on scholarship for spring semester on January 7
- Played final 2 mins and recorded 1st career block at GW
- Scored 3 pts on an 'And-1' layup late against Coppin St
- Scored over 1,000 points in his high school career
- Played for 1979 NCAA Coach of the Year Bill Hodges in high school
- Dream job is to work in an NBA front office

CAREER HIGHS

PTS	REB
3	--
AST	STL
1	1

LAST GAME

PTS	REB
--	--
AST	STL
--	--



#32 JULIUS JOHNSON

G | SR | 6-3 | 200 | COCOA, FL

PTS	REB	AST	STL	MIN
3.5	1.5	1.1	0.5	19.4


- 17 of 19 FGs this season have been 3-pointers
- Played in 99 straight games (longest active streak of any Spider)
- Led Spiders in scoring twice last year (at Fordham, vs Dayton)
- Averaged 9.5 points per game in last year's A-10 tournament
- Two-time Second Team All-State selection in Florida
- Nickname is "Wolfman" among teammates

CAREER HIGHS

PTS	REB
17	8
AST	STL
4	4

LAST GAME

PTS	REB
0	0
AST	STL
0	0



#33 GRANT GOLDEN

F | R-SO | 6-10 | 265 | WINCHESTER, VA

PTS	REB	AST	BLK	MIN
17.9	7.2	2.8	0.9	31.5

- Game-high 24 pts at Davidson last year
- Ranks in top 5 in A-10 in PPG (4th) and RPG (5th)
- 1st Spider to ever win A-10 POTW Award in back-to-back weeks (12/24, 12/31)
- 16 FG vs Wyoming were most by Spider since 1985 (Johnny Newman)
- Preseason A-10 First Team All-Conference selection
- 498 points last season broke UR freshman record

CAREER HIGHS

PTS	REB
33	12
AST	BLK
6	3

LAST GAME

PTS	REB
14	8
AST	BLK
3	0

