

RICHMOND MEN'S BASKETBALL

9 NCAA TOURNAMENT APPEARANCES | 2 SWEET SIXTEENS | 6 CONFERENCE TITLES

2017-18 MEN'S BASKETBALL SCHEDULE/RESULTS

NOVEMBER

Nov. 10	DELAWARE ^A (NBCSW+)	L, 76-63
Nov. 13	JACKSONVILLE ST (NBCSW)	L, 94-61
Nov. 20	vs UAB [^]	W, 63-50
Nov. 21	vs #12 Cincinnati [^]	L, 75-48
Nov. 22	LA-Lafayette [^]	L, 82-76
Nov. 25	GEORGETOWN (STADIUM)	L, 82-76
NOV. 29	VERMONT (NBCSW+)	L, 71-65

DECEMBER

Dec. 2	at Wake Forest (NBCSW+)	L, 82-53
Dec. 6	at Old Dominion (ESPN3)	L, 79-60
Dec. 10	JAMES MADISON (NBCSW+)	W, 74-71
Dec. 19	BUCKNELL (MASN)	L, 86-78
Dec. 23	at Boston College (ACC NETWORK EXTRA)	L, 78-73 (OT)
Dec. 30	DAVIDSON* (NBCSN)	W, 69-58

JANUARY

Jan. 3	at Fordham*	L, 69-65 (OT)
Jan. 6	at Saint Louis* (CBS 6.1, FOX Sports Midwest)	L, 69-62
Jan. 9	DAYTON* (facebook)	L, 87-81
Jan. 13	GEORGE WASHINGTON* (NBCSN)	W, 78-68
Jan. 17	at VCU*† (facebook)	W, 67-52
Jan. 20	LA SALLE* (NBCSN)	W, 81-74
Jan. 24	at Duquesne* (MASN)	W, 77-73 (OT)
Jan. 28	at Davidson* (NBCSN)	W, 66-63

FEBRUARY

Feb. 3	GEORGE MASON* (NBCSN)	L, 79-75
Feb. 7	VCU*† (CBSSN)	W, 77-76
Feb. 10	at St. Bonaventure*	L, 97-88
Feb. 13	at #16 Rhode Island* (CBSSN)	L, 85-67
Feb. 17	SAINT LOUIS* (NBCSW+)	L, 72-66
Feb. 21	at George Washington* (STADIUM)	L, 103-77
Feb. 24	SAINT JOSEPH'S* (NBCSW+)	L, 72-70
Feb. 28	UMASS*# (MASN2)	W, 90-65

MARCH

March 3	at George Mason* (MASN)	W, 93-79
March 8	Duquesne% (NBCSN)	W, 81-68
March 9	St. Bonaventure% (NBCSN)	6 PM

BOLD indicates home game
^Δ Home Opener Presented By Carreras Jewelers
[^] Cayman Islands Classic
[†] Lumber Liquidators Capital City Classic
[#] Presented By Lakewood
^{*} Atlantic 10 game
[%] Atlantic 10 Tournament

Richmond SPIDERS (12-19, 9-9) vs St. Bonaventure BONNIES (24-6, 14-4)

SPIDERS STARTERS

- Richmond and St. Bonaventure are two of the three schools to reach the A-10 Quarterfinals in each of the last five seasons, along with VCU. (Davidson has reached four straight A-10 Quarterfinals starting with their first A-10 Tournament in 2015.)
- A pair of Spiders are chasing single-season records: Grant Golden needs 5 points to tie the Spiders record for points by a freshman (494 - Mike Perry in 1977-78) and Jacob Gilyard needs one steal to break UR's record for steals in a season (85 - Tony Dobbins in 2003-04 and Gilyard this year).
- Nick Sherod has increased his scoring every month this season. He averaged 9.7 points in November, 12.0 in December, 13.1 in January, and 20.5 in February. In two March games, Sherod is averaging 21.0 points per game.
- Richmond has won three straight following a five-game losing streak and is 9-6 in its last 15 games since starting the season 3-13.
- The Spiders are shooting 59% from the field during their three-game win streak and have made at least 57 percent of their shots in each game. It's the first time under Chris Mooney (since 2005-06) that Richmond has made 57 percent of its field goals in three straight games.
- Chris Mooney has 237 wins at Richmond, two shy of matching Dick Tarrant's school record.
- Grant Golden is the reigning A-10 Rookie of the Week and was named to the league's All-Rookie Team on Tuesday, making Richmond the only A-10 program with a player on each of the last three A-10 All-Rookie Teams (De'Monte Buckingham in 2016-17, Khwan Fore in 2015-16).
- Golden was also named Third-Team All-Conference. He and Davidson's Kellan Grady are the first freshmen since Xavier's Semaj Christon in 2012-13 to be named All-Conference by the Atlantic 10.
- Richmond finished 9-9 in Atlantic 10 play following a 2-10 record during the non-conference portion of their schedule. Richmond played the nation's 20th-most difficult non-conference schedule, via RPI.
- Overall, 77 percent of Richmond's points have been scored by freshmen or sophomores. That's the 14th-highest rate of scoring from freshmen or sophomores of any team in Division I.

LAST MEETING

On February 10, the Bonnies beat the Spiders 97-88 at the Reilly Center in Olean, N.Y. in front of a sold-out homecoming crowd.

After St. Bonaventure led by nine at halftime, Richmond took a lead early in the second half and was up by two with 12 minutes remaining before Jaylen Adams scored 10 straight points to put the Bonnies ahead for good.

Nick Sherod scored a game-high 26 points for the Spiders and added nine rebounds. The Spiders were without De'Monte Buckingham, who was recovering from the severe cramps and dehydration he suffered vs VCU.

THE MATCHUP



Head Coach: Chris Mooney
School Record: 237-194
Career DI Record: 255-206

Meetings: 24
Leader: Richmond, 16-8
Current Streak: SBU W1
Neutral Court: UR, 2-0



Head Coach: Mark Schmidt
School Record: 190-150
Career Record: 272-240

1st Meeting: 2/6/2002
(UR won 78-66)
Last Meeting: 2/10/2018
(SBU won 97-88)

SPIDER LINEUP

PROJECTED ROTATION

No.	Player	Yr.	Pos.	Ht.	Wt.	PPG	RPG	APG	Notes
33	Grant Golden	R-Fr.	F	6-10	260	15.8	6.6	2.2	Third-Team All-Conference selection
5	Nick Sherod	So.	G	6-4	230	14.5	5.0	1.4	Team-high 17.6 PPG in A-10 play
11	De'Monte Buckingham	So.	G	6-4	230	12.2	7.1	3.4	2016-17 A-10 Rookie of the Year
0	Jacob Gilyard	Fr.	G	5-9	160	11.2	2.2	4.1	85 steals are tied for UR season record
2	Khwan Fore	R-Jr.	G	6-0	175	10.5	3.1	2.6	28 points, 12-13 FG last 2 games
14	Nathan Cayo	Fr.	G	6-7	205	2.4	1.7	0.4	Long, athletic freshman excels on 'D'
32	Julius Johnson	Jr.	G	6-3	200	3.5	1.7	0.8	11 points, 5 rebounds vs Duquesne
1	Joe Kirby	Sr.	G	6-1	205	1.0	0.6	0.3	Emotional senior leader
44	Paul Friendshuh	R-Jr.	F	6-10	240	0.5	0.4	0.1	4th-yr junior will graduate in May

WATCH



NBC SPORTS NETWORK

PxP: Terry Gannon Analyst: David Kaplan
Sideline: Jordan Cornette

LISTEN



ESPN Richmond:
99.5 FM, 950 AM
RichmondSpiders.com

PxP: Bob Black
Analyst: Greg Beckwith

FOLLOW



@SpiderMBB

@SpiderMBB

Richmond Spiders Men's Basketball

SPIDERS HISTORY IN THE ATLANTIC 10 TOURNAMENT

Year	Location	Round	Result
2002	Philadelphia	Quarterfinals	W, 78-69 over St. Bonaventure
		Semifinals	W, 68-60 over La Salle
		Finals	L, 73-60 to Xavier
2003	Dayton	Quarterfinals	L, 66-52 to Temple
2004	Dayton	First	W, 67-47 over Fordham
		Quarterfinals	W, 64-49 over Temple
		Semifinals	L, 58-56 to Dayton
2005	Cincinnati	First	W, 68-60 over Rhode Island
		Quarterfinals	L, 63-51 to Saint Joseph's
		First	L, 45-37 to Fordham
2006	Cincinnati	First	L, 63-61 to Fordham
2007	Atlantic City	Quarterfinals	L, 61-47 to Saint Joseph's
2008	Atlantic City	First	W, 65-49 over St. Bonaventure
		Quarterfinals	L, 69-64 to Dayton
		Quarterfinals	W, 77-72 over UMass
2009	Atlantic City	Semifinals	W, 89-85 over Xavier
		Finals	L, 56-52 to Temple
2010	Atlantic City	Quarterfinals	W, 55-45 to Rhode Island
		Semifinals	W, 58-54 over Temple
		Finals	W, 67-54 over Dayton
2011	Atlantic City	First	L, 80-72 to La Salle
2012	Atlantic City	First	L, 68-63 to Charlotte
2013	Brooklyn	First	W, 76-64 over Duquesne
		Quarterfinals	L, 71-53 to VCU
		Quarterfinals	L, 70-67 to VCU
2014	Brooklyn	First	W, 70-55 over Fordham
		Quarterfinals	L, 69-54 to Dayton
		Quarterfinals	W, 70-67 over GW
2015	Brooklyn	Semifinals	L (OT), 87-77 to VCU
		First	W, 81-68 over Duquesne
		Quarterfinals	vs St. Bonaventure

APPEARANCES: 17

RECORD: 15-15

CHAMPIONSHIPS: 1 (2011)



BY SEED (SINCE 2006)

Record as 3 seed	6-2
Record as 4 seed	0-2
Record as 6 seed	1-1
Record as 7 seed	2-1
Record as 8 seed	0-1
Record as 9 seed	1-1
Record as 10 seed	0-1
Record as 11 seed	0-1
Record as 12 seed	0-1

BY ROUND

Play-in Round	0-0
First Round	6-4
Quarterfinals	5-7
Semifinals	3-2
Finals	1-2

BY OPPONENT

vs. Charlotte	0-1
vs. Dayton	1-3
vs. Duquesne	2-0
vs. Fordham	2-2
vs. GW	1-0
vs. La Salle	1-1
vs. UMass	1-0
vs. Rhode Island	2-0
vs. St. Bonaventure	2-0
vs. Saint Joseph's	0-2
vs. Temple	2-2
vs. VCU	0-3
vs. Xavier	1-1

SPIDERS ON ALL-CHAMPIONSHIP TEAM

Year	Name
2010-11	Kevin Anderson (MVP)
2010-11	Justin Harper
2009-10	Kevin Anderson
2009-10	David Gonzalez
2001-02	Reggie Brown

SPIDERS A-10 TOURNAMENT RECORDS
POINTS

Name	Year & Opponent	Pts
Darien Brothers	2012 vs La Salle	31
Reggie Brown	2002 vs SBU	30
Terry Allen	2014 vs Duquesne	27
Kevin Anderson	2010 vs Xavier	27
Dan Geriot	2007 vs Fordham	27

REBOUNDS

Name	Year & Opponent	Reb
Kevin Smith	2011 vs Temple	14
Justin Harper	2011 vs URI	13
A. Nelson-Oddoa	2014 vs VCU	12
Derrick Williams	2012 vs La Salle	10

ASSISTS

Name	Year & Opponent	Ast
T.J. Cline	2017 vs GW	8
De'Monte Buckingham	2018 vs Duquesne	7
Jeff Myers	2002 vs SBU	7
Scott Ungerer	2002 vs SBU	7

GAME-BY-GAME VS OPPONENT

Opponent	1st	2nd	Score	Mar	Total FG	FG Pct	3-Pointers	3FG Pct	Free Throws	FT Pct	Rebounds	Assist	T/Over	Block	Steal	Fouls
DELAWARE	20/49	43/27	63-76	(13)	21-50/26-46	.420/.565	4-21/5-15	.190/.333	17-22/19-29	.773/.655	26/30 (4)	9/15	15/11	3/2	8/9	22/18
JACKSONVILLE STATE	29/50	32/44	61-94	(33)	21-54/35-61	.389/.574	4-19/7-18	.211/.389	15-20/17-22	.750/.773	20/42 (22)	11/17	10/10	3/4	7/6	22/17
UAB	36/20	27/30	63-50	+13	26-55/16-48	.473/.333	7-24/4-23	.292/.174	4-10/14-19	.400/.737	32/35 (3)	18/9	10/16	5/2	9/5	14/14
Cincinnati	14/40	34/35	48-75	(27)	16-42/25-46	.381/.543	6-16/13-24	.375/.542	10-17/12-17	.588/.706	22/35 (13)	11/20	20/20	3/4	7/9	18/21
Louisiana	34/30	42/52	76-82	(6)	31-62/27-53	.500/.509	5-14/4-15	.357/.267	9-12/24-31	.750/.774	32/30 +2	19/16	21/20	2/5	11/13	23/13
GEORGETOWN	39/40	37/42	76-82	(6)	29-63/25-47	.460/.532	7-27/10-18	.259/.556	11-15/22-26	.733/.846	27/35 (8)	12/15	8/18	3/2	9/5	18/15
VERMONT	27/32	38/39	65-71	(6)	24-58/26-49	.414/.531	9-23/8-21	.391/.381	8-14/11-16	.571/.688	29/35 (6)	13/18	8/14	1/3	7/1	18/11
Wake Forest	29/40	24/42	53-82	(29)	21-59/31-57	.356/.544	6-26/5-12	.231/.417	5-7/15-21	.714/.714	28/39 (11)	12/11	13/10	2/7	6/5	16/10
ODU	33/31	27/48	60-79	(19)	23-60/30-58	.383/.517	9-23/9-21	.391/.429	5-10/10-13	.500/.769	32/37 (5)	19/25	16/16	2/8	9/4	16/13
JMU	28/28	46/43	74-71	+3	28-62/29-57	.452/.509	11-28/9-21	.393/.429	7-14/4-8	.500/.500	28/42 (14)	13/14	4/15	1/4	11/2	13/14
BUCKNELL	47/36	31/50	78-86	(8)	26-59/30-61	.441/.492	4-17/9-20	.235/.450	22-25/17-23	.880/.739	33/36 (3)	16/15	11/11	4/3	6/6	19/14
Boston College	33/39	33/27	73-78	(5)	29-67/29-65	.433/.446	7-27/10-25	.259/.400	8-12/10-17	.667/.588	45/36 +9	19/11	15/10	3/5	5/6	14/12
DAVIDSON	25/29	44/29	69-58	+11	21-47/20-55	.447/.364	6-19/8-27	.316/.296	21-28/10-12	.750/.833	35/31 +4	6/10	7/8	2/2	3/1	15/18
Fordham	33/35	27/25	65-69	(4)	24-54/26-60	.444/.433	8-26/5-21	.308/.238	9-19/12-14	.474/.857	38/34 +4	18/14	16/10	2/3	7/13	16/16
Saint Louis	26/27	36/42	62-69	(7)	21-45/23-58	.467/.397	7-16/4-11	.438/.364	13-20/19-26	.650/.731	29/38 (9)	18/16	15/10	4/3	1/5	21/20
DAYTON	35/47	46/40	81-87	(6)	25-61/33-52	.410/.635	12-31/7-19	.387/.368	19-24/14-15	.792/.933	24/33 (9)	16/18	5/15	0/2	10/1	17/16
GW	34/32	44/36	78-68	+10	29-50/27-61	.580/.443	5-14/5-16	.357/.313	15-18/9-11	.833/.818	27/30 (3)	21/14	13/11	3/4	10/8	9/14
VCU	34/27	33/25	67-52	+15	29-54/21-61	.537/.344	7-17/4-23	.412/.174	2-4/6-8	.500/.750	38/28 +10	17/7	14/9	2/1	6/8	16/10
LAS	40/41	41/33	81-74	+7	30-60/28-57	.500/.491	8-16/9-18	.500/.500	13-19/9-13	.684/.692	31/33 (2)	17/10	12/17	4/3	11/6	10/17
Duquesne	34/28	34/40	77-73	+4	28-57/29-76	.491/.382	5-17/8-29	.294/.276	16-22/7-13	.727/.538	34/50 (16)	18/14	11/16	5/3	8/10	15/19
Davidson	25/24	41/39	66-63	+3	28-57/23-50	.491/.460	6-19/7-22	.316/.313	4-11/10-12	.364/.833	27/36 (9)	16/9	6/17	2/3	9/3	13/13
MASON	31/35	44/44	75-79	(4)	27-71/29-64	.380/.453	4-21/8-24	.190/.338	17-22/13-17	.773/.765	39/46 (7)	12/13	14/17	3/5	8/12	17/20
VCU	41/41	36/35	77-76	+1	28-59/30-58	.475/.517	3-14/6-21	.214/.286	18-23/10-18	.783/.556	33/34 (1)	9/17	13/17	1/5	12/7	17/19
St. Bonaventure	42/51	46/46	88-97	(9)	35-77/33-66	.455/.500	7-22/10-25	.318/.400	11-15/21-22	.733/.955	37/40 (3)	18/18	12/14	2/5	10/3	16/15
Rhode Island	29/35	38/50	67-85	(18)	24-48/34-67	.500/.507	6-14/7-20	.429/.350	13-17/10-12	.765/.833	28/32 (4)	13/20	19/9	3/3	5/13	14/15
SAINT LOUIS	27/30	39/42	66-72	(6)	24-59/25-43	.407/.581	7-20/6-12	.350/.500	11-14/16-28	.786/.571	23/37 (14)	10/11	7/12	3/4	4/6	20/13
GU	25/54	52/49	77-103	(26)	26-61/42-61	.426/.689	6-24/10-14	.250/.714	19-20/9-10	.950/.900	20/35 (15)	14/30	9/13	3/2	9/6	14/15
SJU	29/35	41/37	70-72	(2)	26-56/25-54	.464/.463	7-23/7-18	.304/.389	11-15/15-18	.733/.833	32/31 +1	18/18	7/9	1/1	5/5	13/14
UMASS	40/32	50/33	90-65	+25	36-63/23-55	.571/.418	8-18/9-23	.444/.391	10-11/10-13	.909/.769	32/31 +1	27/10	6/15	3/0	10/4	12/11
MASON	45/32	48/47	93-79	+14	37-59/30-58	.627/.517	10-18/3-14	.556/.214	9-11/16-18	.818/.889	27/25 +2	18/9	10/10	1/0	8/4	16/12
Duquesne	41/33	40/35	81-68	+13	27-47/23-51	.574/.451	9-21/7-20	.429/.350	18-29/15-21	.621/.714	33/23 +10	14/10	11/10	1/0	7/9	16/20

Note: Game totals are displayed in the format TEAM/OPPONENT for each category

POINTS-REBOUNDS-ASSISTS BY GAME

Opponent	Date	Score	GILYARD,JA	KIRBY,JOE	FORE,KHWA	CAYO,NATH	SHEROD,NIC	BUCKINGHA	STANSBURY, MADRID-AND	ODDO,KEITH	JOHNSON,JU	GOLDEN,GR	FRIENDSHU	
DELAWARE	11/10/17	63-76 L	17-3-4	4-1-0	DNP	0-0-0	13-2-1	18-6-3	2-3-0	0-0-0	DNP	0-3-0	6-6-1	3-0-0
JSU	11/13/17	61-94 L	13-0-2	0-1-1	DNP	4-3-0	10-1-0	13-5-3	6-2-0	2-0-0	DNP	0-1-1	13-6-4	0-1-0
vs UAB	11/20/17	63-50 W	6-4-3	0-1-0	DNP	0-2-1	11-4-3	12-5-3	6-4-5	DNP	DNP	0-0-1	26-7-2	2-0-0
vs CIN	11/21/17	48-75 L	12-2-2	6-1-0	1-1-1	6-2-1	2-1-1	6-7-3	7-1-1	0-2-0	DNP	4-1-2	4-1-0	0-0-0
vs LA	11/22/17	76-82 L	10-2-5	0-0-0	9-2-1	0-1-0	9-4-1	11-9-8	8-1-1	DNP	DNP	5-1-0	24-7-3	0-0-0
GU	11/25/17	76-82 L	0-1-1	0-0-0	12-2-3	0-0-0	9-3-1	28-6-3	0-1-1	0-2-0	DNP	3-1-2	24-10-1	DNP
VERMONT	11/29/17	65-71 L	13-3-3	0-0-0	11-7-4	2-1-0	14-4-0	12-4-1	0-1-0	0-0-0	DNP	0-1-1	13-6-4	DNP
at WF	12/02/17	53-82 L	0-0-3	0-0-0	8-4-1	2-1-0	12-1-2	11-9-2	0-1-0	2-0-0	DNP	2-0-0	16-7-4	0-0-0
at ODU	12/6/17	60-79 L	3-1-6	DNP	7-5-4	0-0-1	7-4-0	11-6-4	12-4-2	0-0-0	DNP	6-3-0	12-4-2	2-0-0
JMU	12/10/17	74-71 W	23-3-2	DNP	14-1-2	0-1-0	8-4-2	6-7-1	0-3-0	0-0-0	DNP	11-5-1	12-4-5	0-0-0
BUCKNELL	12/19/17	78-86 L	15-1-4	0-0-0	10-4-2	4-4-0	11-3-1	22-8-5	0-0-0	0-0-0	0-0-0	1-4-0	14-8-4	1-1-0
at BC	12/23/17	73-78 L	13-2-6	DNP	14-5-1	4-5-0	12-9-3	7-9-6	2-2-0	DNP	DNP	4-0-0	17-10-3	DNP
DAV	12/30/17	69-58 W	7-5-2	0-0-0	12-1-2	1-2-0	22-9-1	12-6-0	0-1-0	DNP	DNP	3-1-0	12-10-1	DNP
at FOR	01/03/18	65-69 L	7-4-4	0-1-0	8-3-3	10-5-2	7-4-2	10-16-2	5-0-1	DNP	DNP	12-0-2	6-2-2	DNP
at SLU	01/06/18	62-69 L	13-2-5	2-1-1	11-1-3	0-2-0	3-5-1	9-8-6	0-1-1	DNP	DNP	0-1-0	24-8-1	DNP
UD	01/09/18	81-87 L	9-1-5	0-1-1	15-2-5	1-1-0	15-2-1	14-7-3	4-3-0	DNP	DNP	17-2-1	6-5-0	0-0-0
GW	1/13/18	78-68 W	19-2-5	0-1-1	11-4-3	0-2-0	10-7-1	14-8-4	0-0-0	DNP	DNP	0-2-3	24-0-4	0-1-0
at VCU	1/17/18	67-52 W	11-4-8	2-2-0	8-4-2	0-0-0	14-7-3	12-9-2	DNP	DNP	DNP	3-2-0	17-6-2	0-2-0
LAS	01/20/18	81-74 W	11-0-4	0-1-0	14-3-2	2-2-2	18-5-2	12-9-4	DNP	DNP	DNP	6-1-0	18-8-3	0-1-0
at DUQ	01/24/18	77-73 W	0-5-2	0-0-0	6-5-5	2-2-0	28-6-3	17-5-6	DNP	DNP	DNP	3-2-0	21-9-2	0-0-0
at DAV	01/28/18	66-63 W	14-2-4	0-0-0	6-1-2	4-1-0	10-14-4	8-2-3	DNP	0-0-0	DNP	0-1-1	24-5-2	DNP
MASON	02/03/18	75-79 L	11-4-5	0-2-0	7-3-3	8-5-0	32-11-0	DNP	DNP	DNP	DNP	7-2-1	10-10-3	0-0-0
VCU	02/07/18	77-76 W	18-2-6	2-0-0	15-5-2	0-0-1	18-4-0	7-8-0	DNP	DNP	DNP	0-2-0	16-9-0	1-0-0
at SBU	02/10/18	88-97 L	14-3-6	3-2-1	16-5-4	5-7-1	26-9-2	DNP	DNP	DNP	DNP	0-2-1	24-6-2	0-0-1
at URI	2/13/18	67-85 L	8-3-3	0-0-1	15-6-2	2-1-1	21-4-0	2-4-4	DNP	0-0-0	3-0-0	0-1-1	16-7-1	0-0-0
SLU	02/17/18	66-72 L	15-1-5	2-0-0	5-3-3	0-0-0	19-5-0	17-7-1	DNP	DNP	DNP	0-2-1	5-5-0	3-0-0
at GW	02/21/18	77-103 L	11-0-3	0-1-1	10-2-1	2-0-0	9-4-1	21-4-5	DNP	DNP	2-0-0	11-1-1	11-6-2	0-1-0
SJU	02/24/18	70-72 L	11-4-5	0-0-0	14-2-5	2-1-1	20-5-0	7-10-3	DNP	DNP	DNP	0-3-1	16-6-3	DNP
UMASS	02/28/18	90-65 W	13-0-6	3-1-2	7-2-3	8-2-0	19-7-3	13-7-6	DNP	0-0-0	1-0-0	0-1-3	26-11-3	0-1-1
at MASON	03/03/18	93-79 W	11-2-5	3-0-0	14-2-3	3-0-1	25-4-5	15-7-0	DNP	0-1-0	0-0-1	0-1-1	22-8-2	0-0-0
vs DUQ	03/08/18	81-68 W	20-2-3	DNP	14-1-2	2-1-0	17-4-0	7-7-7	DNP	DNP	DNP	11-5-1	10-9-1	DNP

#	Player	gp-gs	min	avg	Total		3-Point		F-Throw		Rebounds								pts	avg		
					fg-fga	fg%	3fg-fga	3fg%	ft-fa	ft%	off	def	tot	avg	pf	dq	a	to			blk	stl
33	GOLDEN, Grant	31-31	948	30.6	204-405	.504	21-77	.273	60-96	.625	46	160	206	6.6	77	1	67	78	39	18	489	15.8
05	SHEROD, Nick	31-31	971	31.3	164-333	.492	60-149	.403	63-79	.797	31	125	156	5.0	54	0	44	36	4	30	451	14.5
11	BUCKINGHAM, De'Mo	29-29	919	31.7	117-267	.438	33-104	.317	87-113	.770	49	156	205	7.1	70	2	98	77	11	31	354	12.2
00	GILYARD, Jacob	31-31	1129	36.4	121-272	.445	53-144	.368	53-63	.841	15	53	68	2.2	56	0	127	52	1	85	348	11.2
02	FORE, Khwan	28-25	891	31.8	110-233	.472	10-36	.278	64-99	.646	20	66	86	3.1	60	1	74	40	4	27	294	10.5
32	JOHNSON, Julius	31-0	495	16.0	36-94	.383	22-66	.333	15-19	.789	10	42	52	1.7	53	0	26	16	1	17	109	3.5
13	STANSBURY, Solly	17-6	214	12.6	20-56	.357	4-22	.182	8-13	.615	11	17	28	1.6	30	1	12	12	2	12	52	3.1
04	CAYO, Nathan	31-2	400	12.9	29-65	.446	0-10	.000	16-27	.593	20	34	54	1.7	57	0	12	17	12	11	74	2.4
30	ODDO, Keith	5-0	13	2.6	2-2	1.000	1-1	1.000	1-2	.500	0	0	0	0.0	4	0	1	0	0	0	6	1.2
01	KIRBY, Joe	27-0	167	6.2	11-34	.324	5-22	.227	0-1	.000	5	12	17	0.6	13	0	9	4	0	7	27	1.0
44	FRIENDSHUH, Paul	22-0	84	3.8	4-8	.500	1-1	1.000	3-8	.375	4	4	8	0.4	18	0	2	10	1	0	12	0.5
25	MADRID-ANDREWS,	13-0	43	3.3	2-7	.286	0-3	.000	0-0	.000	1	4	5	0.4	8	0	0	4	2	0	4	0.3
	Team										28	28	56					12				
	Total.....	31	6274		820-1776	.462	210-635	.331	370-520	.712	240	701	941	30.4	500	5	472	358	77	238	2220	71.6
	Opponents.....	31	6275		853-1755	.486	223-610	.366	406-543	.748	280	799	1079	34.8	469	-	454	410	98	195	2335	75.3

* = Conference game

TV/RADIO SPEED CHART



#0 JACOB GILYARD

G | FR | 5-9 | 160 | KANSAS CITY, MO

PTS	REB	AST	STL	MIN
11.2	2.2	4.1	2.7	36.4

- Recorded 2nd 20-pt game last night vs Duquesne (1st since JMU on Dec. 10)
- 85 steals are tied for UR record & most by D-I frosh since 2012-13 (Marcus Smart)
- 36.4 mins PG this season (3rd among D-I freshmen)
- 2.8 Ast-TO ratio in A-10 play (2nd in A-10, min. 30 Ast)
- Averaged 33.2 points and 7.0 assists in high school last year
- Awarded top high school player in KC-area last year

CAREER HIGHS		LAST GAME	
PTS	REB	PTS	REB
23	5	20	2
AST	STL	AST	STL
8	6	3	2



#1 JOE KIRBY

G | SR | 6-1 | 205 | FT. LAUDERDALE, FL

PTS	REB	AST	STL	MIN
1.0	0.6	0.3	0.3	6.2

- DNP vs Duquesne snapped streak of 18 consecutive games played
- Scored in 5 of last 9 games following 5 straight scoreless games
- Richmond Times-Dispatch: he's a coach on the floor
- Only true senior on roster
- Missed Old Dominion, JMU games with neck strain
- 2-time state champion in high school

CAREER HIGHS		LAST GAME	
PTS	REB	PTS	REB
7	4	--	--
AST	STL	AST	STL
2	1	--	--




#2 KHWAN FORE

G | R-JR | 6-0 | 175 | HUNTSVILLE, AL

PTS	REB	AST	STL	MIN
10.5	3.1	2.6	1.0	31.8

- 28 points, 12-13 FG (92%) in last 2 games
- Most-experienced Spiders with 97 career games
- Made game-winning free throw with 3.8 seconds left vs VCU
- Missed first 3 games of season (stress reaction in left shin)
- Team's leading returning scorer in 2017-18 (11.2 PPG last season)
- Member of 2015-16 A-10 All-Rookie Team

CAREER HIGHS		LAST GAME	
PTS	REB	PTS	REB
24	9	14	1
AST	STL	AST	STL
12	4	2	1



#4 NATHAN CAYO

G | FR | 6-7 | 205 | MONTREAL, CANADA

PTS	REB	AST	BLK	MIN
2.4	1.7	0.4	0.4	12.9

- 8 points in final home game vs UMass (tied for second most in career)
- Held Justin Tillman to 0 points over final 6:50 in win vs VCU
- Made 2 starts in place of DeMonte Buckingham this season (GMU, at SBU)
- Defensive stopper will go "offense-defense" with Golden late in games
- Mooney in December: "I need to get Nathan Cayo more minutes."
- Family is originally from Haiti

CAREER HIGHS		LAST GAME	
PTS	REB	PTS	REB
10	7	2	1
AST	BLK	AST	BLK
2	1	0	0




#5 NICK SHEROD

G | SO | 6-4 | 230 | RICHMOND, VA

PTS	REB	AST	STL	MIN
14.5	5.0	1.4	1.0	31.3

- Increased scoring avg each month this year (9.7, 12.0, 13.1, 20.5, 21.0)
- Game-high 26 points, 9 rebounds at St. Bonaventure on February 10
- 1 of 2 players to with 17 PPG, 52% FG pct in A-10 play (Justin Tillman, VCU)
- Named A-10 Player of the Week on 1/29 (19.0 PPG, 10.0 RPG from 1/22-28)
- All-time leading scorer in VA high school history (2,815 points)
- Went to high school 1 mile east of Robins Center (St. Christopher's)

CAREER HIGHS		LAST GAME	
PTS	REB	PTS	REB
32	14	17	4
AST	STL	AST	STL
5	3	0	3



#11 DE'MONTE BUCKINGHAM

G | SO | 6-4 | 230 | RICHMOND, VA

PTS	REB	AST	STL	MIN
12.2	7.1	3.4	1.1	31.7

- Had half of Spiders assists (7 of 14) last night vs Duquesne
- Game-high 26 points, 9 rebounds at St. Bonaventure on February 10
- Took charge, got tie-up, made 2 FT in final minute of OT at Duquesne
- Led team in pts, reb, ast, blocks, and steals vs Bucknell (22-8-5-2-2)
- Preseason Second-Team All-A-10 selection
- Named to Erving Award Watch List in preseason (top small forward in nation)
- 2017 Atlantic 10 Rookie of the Year

CAREER HIGHS		LAST GAME	
PTS	REB	PTS	REB
28	16	7	7
AST	STL	AST	STL
8	4	7	1



#25 JORDAN MADRID-ANDREWS

F | GR | 6-8 | 240 | PARK HILL, CO

PTS	REB	AST	BLK	MIN
0.3	0.4	0.0	0.2	3.3

- Played final minute of game at George Mason, grabbing 1 rebound
- Scored first points of Spiders career on jumper vs Jacksonville St
- Graduate transfer from Chicago State
- Did not play last year following July 2016 car accident
- 3.8 PPG, 3.6 RPG for Chicago State in 2015-16 (12 starts)
- 1st team all-conference selection at Umpqua CC in 2014-15

CAREER HIGHS		LAST GAME	
PTS	REB	PTS	REB
14	10	--	--
AST	BLK	AST	BLK
3	1	--	--




#32 JULIUS JOHNSON

G | JR | 6-3 | 200 | COCOA, FLA.

PTS	REB	AST	STL	MIN
3.5	1.7	0.8	0.6	16.0

- Led team in scoring twice in A-10 play (1st 2 times in career)
- 2-3 3-pt FG vs Duquesne (most 3-pt FG since Jan. 9 vs Dayton)
- 17 pts, 5 three-pointers vs Dayton (both career highs)
- Played in 81 straight games (longest active streak of any Spider)
- Streaky 3-point shooter who can finish close to basket
- 2-time 2nd-team all-state selection at Florida Air Academy

CAREER HIGHS		LAST GAME	
PTS	REB	PTS	REB
17	8	11	5
AST	STL	AST	STL
4	3	1	0




#33 GRANT GOLDEN

F | R-FR | 6-10 | 260 | WINCHESTER, VA

PTS	REB	AST	BLK	MIN
15.8	6.6	2.2	1.3	30.6

- Named Third-Team All-Conference, All-Rookie Team selection on Tuesday
- A-10 Rookie of the Week 3x, including last week (also 1/29, 11/28)
- Needs 5 pts to tie UR record for pts by freshman (Mike Perry - 494 in 1977-78)
- Tied career high with 26 points, career-high 11 rebounds vs UMass on 2/28
- All-Tournament Team at Caymans Islands Classic (18 PPG, 5 RPG)
- Medical redshirt last season after having heart surgery in December

CAREER HIGHS		LAST GAME	
PTS	REB	PTS	REB
26	11	10	9
AST	BLK	AST	BLK
5	3	1	0



#44 PAUL FRIENDSHUH

C | R-JR | 6-10 | 240 | NEW PRAGUE, MN

PTS	REB	AST	BLK	MIN
0.5	0.4	0.1	0.1	3.8

- Hit first career 3-pt FG, recorded first career block vs SLU on 2/17
- Played in career-high 22 games this season
- 4th-year junior will graduate in May
- Career-high 4 points came in college debut vs Stetson on 11/15/15
- Awarded medical redshirt in 2014-15 after suffering knee injury
- 2-time captain in high school

CAREER HIGHS		LAST GAME	
PTS	REB	PTS	REB
4	2	--	--
AST	BLK	AST	BLK
1	1	--	--

