

RICHMOND MEN'S BASKETBALL

9 NCAA TOURNAMENT APPEARANCES | 2 SWEET SIXTEENS | 6 CONFERENCE TITLES

2017-18 MEN'S BASKETBALL SCHEDULE/RESULTS

NOVEMBER

Nov. 10	DELAWARE ^A (NBCSW+)	L, 76-63
Nov. 13	JACKSONVILLE ST (NBCSW)	L, 94-61
Nov. 20	vs UAB [^]	W, 63-50
Nov. 21	vs #12 Cincinnati [^]	L, 75-48
Nov. 22	LA-Lafayette [^]	L, 82-76
Nov. 25	GEORGETOWN (STADIUM)	L, 82-76
NOV. 29	VERMONT (NBCSW+)	L, 71-65

DECEMBER

Dec. 2	at Wake Forest (NBCSW+)	L, 82-53
Dec. 6	at Old Dominion (ESPN3)	L, 79-60
Dec. 10	JAMES MADISON (NBCSW+)	W, 74-71
Dec. 19	BUCKNELL (MASN)	L, 86-78
Dec. 23	at Boston College (ACC NETWORK EXTRA)	L, 78-73 (OT)
Dec. 30	DAVIDSON* (NBCSN)	W, 69-58

JANUARY

Jan. 3	at Fordham*	L, 69-65 (OT)
Jan. 6	at Saint Louis* (CBS 6.1, FOX Sports Midwest)	L, 69-62
Jan. 9	DAYTON* (facebook)	L, 87-81
Jan. 13	GEORGE WASHINGTON* (NBCSN)	W, 78-68
Jan. 17	at VCU*† (facebook)	W, 67-52
Jan. 20	LA SALLE* (NBCSN)	W, 81-74
Jan. 24	at Duquesne* (MASN)	W, 77-73 (OT)
Jan. 28	at Davidson* (NBCSN)	W, 66-63

FEBRUARY

Feb. 3	GEORGE MASON* (NBCSN)	L, 79-75
Feb. 7	VCU*† (CBSSN)	W, 77-76
Feb. 10	at St. Bonaventure*	L, 97-88
Feb. 13	at #16 Rhode Island* (CBSSN)	L, 85-67
Feb. 17	SAINT LOUIS* (NBCSW+)	6 PM
Feb. 21	at George Washington* (STADIUM)	7 PM
Feb. 24	SAINT JOSEPH'S* (NBCSW)	6 PM
Feb. 28	UMASS** (MASN2)	7 PM

MARCH

March 3	at George Mason* (MASN)	7 PM
March 7-11	A-10 Championship	TBD

BOLD indicates home game
^Δ Home Opener Presented By Carreras Jewelers
[^] Cayman Islands Classic
[†] Lumber Liquidators Capital City Classic
[#] Presented By Lakewood
^{*} Atlantic 10 game
All times EST, subject to change

Richmond SPIDERS (9-16, 7-6) vs Saint Louis BILLIKENS (14-12, 7-6)

SPIDERS STARTERS

• Richmond's 69-62 loss at Saint Louis earlier this season snapped a three-game win streak in the series for the Spiders. But UR has won its last two home games vs the Billikens, in 2015 and 2017, by an average of 13 points per game. In last year's home win vs Saint Louis, De'Monte Buckingham led Richmond with 23 points, then a career high.

• Nick Sherod is shooting 56 percent from the field and averaging 22.5 points in his last six games, fourth most in the A-10 over that span. Sherod has led all players on both teams in points in four of his last six games.

• Sherod and VCU's Justin Tillman are the only players averaging 17 points and hitting 54 percent of their field goals in A-10 games this season.

• Grant Golden needs one point to become the fourth freshman in Spiders history to score 400 points. He would join Kendall Anthony (416 in 2011-12), Charles Stephens (459 in 1998-99), and Mike Perry (494 in 1977-78).

• Golden is one of just five freshmen in Division I averaging 16 points and six rebounds per game. He's joined by DeAndre Ayton (Arizona), Marvin Bagley III (Duke), Brandon McCoy (UNLV), and David Caraher (Houston Baptist).

• Jacob Gilyard's 72 steals are third most in a season in Spiders history and the most ever by a Spiders freshman. Gilyard is averaging 2.88 steals per game, fifth most in Division I and tops among first-year players. No Division I freshman has had more than 75 steals in a season since Marcus Smart in 2012-13 for Oklahoma State.

• The Spiders are 5-3 in their last eight home games following an 0-4 start at the Robins Center this season.

• Richmond is 7-6 in Atlantic 10 play following a 2-10 record during the non-conference portion of their schedule. Richmond played the nation's 14th-most difficult non-conference schedule, according to RPI. The Spiders played both Rhode Island and Vermont this season, Division I's only two teams still unbeaten in conference play.

SCOUTING REPORT

The Billikens have won 6 of their last 8 games following a 1-4 start in conference play and are currently in a three-way tie with Richmond and VCU for fourth place in the A-10 at 7-6.

Saint Louis defeated the Spiders 69-62 at Chaifetz Arena on January 6, overcoming a 10-point deficit in the second half.

Junior Javon Bess is the Billikens leading scorer, averaging 13.1 points per game. This game features two of the best freshmen forwards in the conference as SLU's Hasahn French (8.6 PPG, 7.0 RPG) goes against UR's Grant Golden (16.0 PPG, 6.4 RPG).

THE MATCHUP



Head Coach: Chris Mooney
School Record: 234-191
Career DI Record: 252-204

Meetings: 15
Leader: Saint Louis, 8-7
Current Streak: SLU W1
UR At Home: 5-3



Head Coach: Travis Ford
School Record: 26-33
Career Record: 304-259

1st Meeting: 1/18/2006
(UR won 65-54)
Last Meeting: 1/6/2018
(SLU won 69-62)

SPIDER LINEUP

PROJECTED ROTATION

No.	Player	Yr.	Pos.	Ht.	Wt.	PPG	RPG	APG	Notes
11	De'Monte Buckingham	So.	G	6-4	230	11.9	7.1	3.3	Preseason 2nd-Team All-A-10
2	Khwan Fore	R-Jr.	G	6-0	175	10.5	3.4	2.6	15+ points in 3 straight games
5	Nick Sherod	So.	G	6-4	230	13.7	5.1	1.4	22.5 PPG, 8.0 RPG last 6 games
0	Jacob Gilyard	Fr.	G	5-9	160	10.7	2.4	4.0	3rd on UR single-season steals list
33	Grant Golden	R-Fr.	F	6-10	260	16.0	6.4	2.2	2-time A-10 Rookie of the Week
32	Julius Johnson	Jr.	G	6-3	200	3.5	1.6	0.7	Career-high 17 points vs Dayton
14	Nathan Cayo	Fr.	G	6-7	205	2.3	2.0	0.4	Started 2 of last 4 games
1	Joe Kirby	Sr.	G	6-1	205	0.9	0.7	0.3	Emotional senior leader
44	Paul Friendshuh	R-Jr.	F	6-10	240	0.5	0.3	0.1	4th-yr junior who knows system

WATCH



NBC Sports Washington Plus
PxP: Bob Black Analyst: Greg Beckwith

LISTEN



ESPN Richmond:
99.5, 102.7 FM, 950 AM
SiriusXM: 81

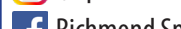


RichmondSpiders.com
PxP: Robert Fish
Analyst: Matt Smith

FOLLOW



@SpiderMBB



@SpiderMBB



Richmond Spiders Men's Basketball

ABOUT UR BASKETBALL

University Information
 Location University of Richmond, VA 23173
 Founded 1830
 Enrollment 2,990
 Nickname Spiders
 School Colors Red and Blue
 Arena Robins Center
 Opened 1972
 Capacity 7,201
 President Dr. Ronald A. Crutcher (Miami, 1969)
 Interim Athletics Director David Walsh (Wisconsin, 1990)

Team Information
 Conference Atlantic 10
 2016-17 Record 22-13
 A10 Record (Finish) 13-5 (T-3rd)
 Letterwinners Returning/Lost 8/6
 Starters Returning/Lost 3/2
 Newcomers 8

Program History
 First Season of Men's Basketball 1913-14
 All-Time Record Entering 2017-18 1,363-1,175
 NCAA Appearances 9
 ('84, '86, '88, '90, '91, '98, '04, '10, '11)
 NCAA Tournament Record 8-9
 NIT Record (Appearances) 10-9 (9)
 Atlantic 10 Tournament Championships 1 (2011)

Coaching Staff
 Head Coach Chris Mooney, 13th season
 Alma Mater, Year Princeton, 1994
 Record (12)/Entering 2017-18 225-175
 Record vs. A10 109-89
 Career D1 Record/Entering 2017-18 243-187 (13)
 Associate Head Coach Rob Jones
 (Toccoa Falls, '01), 13th Season
 Assistant Coach Kim Lewis
 (Tulane '94), 7th Season
 Assistant Coach Marcus Jenkins
 (Air Force '04), 3rd Season
 Director of Basketball Operations Steve Thomas
 (Rowan '06), 3rd Season
 Director of Program Development Mark McGonigal
 (Richmond '09), 2nd Season
 Video Coordinator Will Gipe
 (Virginia Tech '14), 2nd Season
 Athletic Trainer Adam Smith (Delaware '99)
 Strength Coach Jason DeMayo (Cortland '02)

Athletic Public Relations
 Web Site RichmondSpiders.com
 Athletic Department Phone 804-289-8363
 Athletic Department Fax 804-287-1919
 Men's Basketball Contact Jason Vida
 Office Phone 804-289-8320
 Cell Phone 267-566-2130
 Email jvida@richmond.edu
 Twitter @SpiderMBB
 Instagram @SpiderMBB

RICHMOND ROSTER

No.	Name	Pos.	Ht.	Wt.	Year	Hometown (High School/Previous School)
0	Gilyard, Jacob	G	5-9	160	Fr.	Kansas City, Mo. (The Barstow School)
1	Kirby, Joe	G	6-1	205	Sr.	Ft. Lauderdale, Fla. (Sagemont)
2	Fore, Khwan	G	6-0	175	R-Jr.	Huntsville, Ala. (Lee)
3	Schneider, Bryce	G	6-5	175	Fr.	Myrtle Beach, S.C. (Christian Academy of Myrtle Beach)
4	Cayo, Nathan	G	6-7	205	Fr.	Montreal, Canada (College Jean De Brebeuf)
5	Sherod, Nick	G	6-4	230	So.	Richmond, Va. (St. Christopher's)
11	Buckingham, De'Monte	G	6-4	230	So.	Richmond, Va. (Henrico)
12	Ford, Phoenix	F	6-8	210	Fr.	St. Petersburg, Fla. (St. Petersburg)
21	Verbinkis, Tomas	G/F	6-7	210	Fr.	Klaipeda, Lithuania (Sagemont)
22	Kulju, Sullivan	F	6-6	220	Fr.	New Berlin, Wisc. (Eisenhower)
25	Madrid-Andrews, Jordan	F	6-8	240	Gr.	Park Hill, Colo. (Bishop Machebeuf/Chicago State)
30	Oddo, Keith	G	6-1	185	Jr.	Roanoke, Va. (North Cross)
31	Gaitley, Jordan	G	6-4	190	Fr.	Haverford, Pa. (Fordham Prep (N.Y.))
32	Johnson, Julius	G	6-3	200	Jr.	Cocoa, Fla. (Florida Air Academy)
33	Golden, Grant	F	6-10	260	R-Fr.	Winchester, Va. (St. James (MD))
44	Friendshuh, Paul	F	6-10	240	R-Jr.	New Prague, Minn. (New Prague)

Head Coach (Alma Mater): Chris Mooney (Princeton '94), 13th Season
 Associate Head Coach: Rob Jones (Toccoa Falls '01), 13th Season
 Assistant Coach: Kim Lewis (Tulane '94), Seventh Season
 Assistant Coach: Marcus Jenkins (Air Force '04), Third Season
 Director of Basketball Operations: Steve Thomas (Rowan '06), Third Season
 Director of Program Development: Mark McGonigal (Richmond '09), Second Season
 Video Coordinator: Will Gipe (Virginia Tech '14), Second Season

PRONUNCIATIONS

De'Monte Buckingham duh-MONT-ay
 Khwan Fore KWAWN FOUR
 Paul Friendshuh FRIEND-shoo
 Jacob Gilyard GILL-yerd
 Sullivan Kulju COOL-you
 Nick Sherod sure-ROD

Breakdown BY CLASS

Freshmen (8): Cayo, Ford, Gaitley, Gilyard, Golden, Kulju, Schneider, Verbinkis
 Sophomores (2): Buckingham, Sherod
 Juniors (4): Fore, Friendshuh, Johnson, Oddo
 Seniors (1): Kirby
 Graduate Students (1): Madrid-Andrews

Breakdown BY STATE

Alabama (1): Fore
 CANADA (1): Cayo
 Colorado (1): Madrid-Andrews
 Florida (4): Ford, Johnson, Kirby, Verbinkis
 Minnesota (1): Friendshuh
 Missouri (1): Gilyard
 New York (1): Gaitley
 South Carolina (1): Schneider
 Virginia (4): Buckingham, Golden, Oddo, Sherod
 Wisconsin (1): Kulju



THE OPPONENT: SAINT LOUIS

SERIES HISTORY

SAINT LOUIS, 8-7

Date	Site	W/L	Score	Series
1/18/2006	H	W	65-54	1-0
2/28/2007	A	L	68-78	1-1
2/10/2008	H	L	55-64	1-2
1/25/2009	A	W	70-62	2-2
2/8/2009	H	L	72-85	2-3
1/9/2010	A	L	58-63	2-4
1/30/2010	H	W	62-36	3-4
2/12/2011	H	W	64-52	4-4
2/5/2012	A	L	50-64	4-5
2/9/2013	H	L	46-56	4-6
1/29/2014	A	L	57-77	4-7
3/7/2015	H	W	67-51	5-7
2/10/2016	A	W	67-53	6-7
3/4/2017	H	W	72-62	7-7
1/6/2018	A	L	69-62	7-8

Home: 5-3 (Robins Center: 5-3) Away: 2-5

SIDE-BY-SIDE

TEAM STATISTICS	SLU	RICHMOND
SCORING	1731	1743
Points per game	66.6	69.7
Scoring margin	+1.0	-5.3
FIELD GOALS-ATT	583-1399	644-1431
Field goal pct	.417	.450
3 POINT FG-ATT	139-449	163-511
3-point FG pct	.310	.319
3-pt FG made per game	5.3	6.5
FREE THROWS-ATT	426-644	292-420
Free throw pct	.661	.695
F-Throws made per game	16.4	11.7
REBOUNDS	966	774
Rebounds per game	37.2	31.0
Rebounding margin	+4.8	-4.9
ASSISTS	324	371
Assists per game	12.5	14.8
TURNOVERS	334	308
Turnovers per game	12.8	12.3
Turnover margin	-0.3	+1.3
Assist/turnover ratio	1.0	1.2
STEALS	161	195
Steals per game	6.2	7.8
BLOCKS	118	65
Blocks per game	4.5	2.6
ATTENDANCE	97457	77359
Home games-Avg/Game	16-6091	12-6447

LAST MEETING - 1/6/2018

SAINT LOUIS 69, RICHMOND 62

RICHMOND 62 • 3-12, 1-2 A-10

#	Player		Total		3-Ptr		Rebounds			PF	TP	A	TO	Blk	Stl	Min
			FG-FGA		FG-FGA		Off	Def	Tot							
33	GOLDEN, Grant	f	8-15		1-3		7-10	2	6	8	4	24	1	0	3	33
00	GILYARD, Jacob	g	3-8		2-5		5-6	1	1	2	3	13	5	3	0	36
02	FORE, Khwan	g	5-10		1-1		0-3	0	1	1	2	11	3	4	1	33
05	SHEROD, Nick	g	1-4		0-3		1-1	1	4	5	4	3	1	1	0	31
11	BUCKINGHAM, De'Mont	g	3-6		3-4		0-0	1	7	8	4	9	6	5	0	33
01	KIRBY, Joe		1-1		0-0		0-0	0	1	1	1	2	1	0	0	5
04	CAYO, Nathan		0-1		0-0		0-0	1	1	2	0	0	0	1	0	9
13	STANSBURY, Solly		0-0		0-0		0-0	0	1	1	1	0	1	1	0	10
32	JOHNSON, Julius		0-0		0-0		0-0	0	1	1	2	0	0	0	0	10
Team								0	0	0						
Totals			21-45		7-16		13-20	6	23	29	21	62	18	15	4	200

FG % 1st Half: 10-20 50.0% 2nd half: 11-25 44.0% Game: 21-45 46.7% Deadball Rebounds 3
 3FG % 1st Half: 2-5 40.0% 2nd half: 5-11 45.5% Game: 7-16 43.8%
 FT % 1st Half: 4-7 57.1% 2nd half: 9-13 69.2% Game: 13-20 65.0%

Saint Louis 69 • 8-8, 1-2 A-10

#	Player		Total		3-Ptr		Rebounds			PF	TP	A	TO	Blk	Stl	Min
			FG-FGA		FG-FGA		Off	Def	Tot							
20	JOHNSON, Jalen	f	3-4		1-1		2-2	0	2	2	3	9	1	2	1	32
22	FRENCH, Hasahn	f	6-11		0-0		2-3	5	4	9	3	14	1	2	1	30
00	GOODWIN, Jordan	g	1-4		1-1		0-0	3	0	3	0	3	2	0	0	6
03	BESS, Javon	g	1-10		0-0		6-6	3	6	9	2	8	7	1	1	39
05	ROBY, Davell	g	3-12		2-6		7-10	0	5	5	2	15	4	3	0	40
01	FOREMAN, D.J.		7-9		0-0		2-5	2	3	5	4	16	1	0	0	26
24	HINES, Aaron		2-8		0-3		0-0	0	1	1	4	4	0	1	0	22
25	ANTHONY, Rashed		0-0		0-0		0-0	0	0	0	1	0	0	0	0	5
Team								3	1	4	1			1		
Totals			23-58		4-11		19-26	16	22	38	20	69	16	10	3	200

FG % 1st Half: 9-29 31.0% 2nd half: 14-29 48.3% Game: 23-58 39.7% Deadball Rebounds 3
 3FG % 1st Half: 2-6 33.3% 2nd half: 2-5 40.0% Game: 4-11 36.4%
 FT % 1st Half: 7-9 77.8% 2nd half: 12-17 70.6% Game: 19-26 73.1%

Officials: Paul Faia, Kenneth Clark, Patrick Harwood
 Technical fouls: RICHMOND-None. Saint Louis-TEAM.
 Attendance: 7291

Score by periods	1st	2nd	Total
RICHMOND	26	36	62
Saint Louis	27	42	69

Last FG - RICHMOND 2nd-00:43, SLU 2nd-02:04.
 Largest lead - RICHMOND by 10 2nd-14:32, SLU by 9 1st-08:24.
 RICHMOND led for 09:51. SLU led for 24:34. Game was tied for 05:35.

Points	In	Off	2nd	Fast	Bench
RICHMO	Paint	T/O	Chance	Break	
SLU	22	9	4	7	2
	36	23	16	10	20

Score tied - 5 times.
 Lead changed - 3 times.

SAINT LOUIS, Mo. - Grant Golden led all scorers with 24 points and Jacob Gilyard chipped in 13 points in his return to Missouri but the freshmen weren't able to lead the Spiders to a road win at Saint Louis Saturday night.

The Billikens size advantage was apparent from the opening tip and they controlled the glass and the paint for much of the game, finishing with a 38-29 rebounding edge and outscoring the Spiders 36-22 in the paint.

Despite the Billikens production on the inside, the Spiders built a 10-point lead early in the second half as Golden and Gilyard combined for 12 of Richmond's first 17 points after half-time. But the Spiders managed just one field goal over a nine-minute stretch in the middle of the final period, allowing Saint Louis to come all the way back and pull away for a seven-point win as the Billikens improved to 7-3 at Chaifetz Arena this year.

Golden registered his fourth 20-point effort of the season and his eight rebounds were tied with De'Monte Buckingham for the most of any Spider. Buckingham added nine points, all coming on a trio of three-pointers, and a team-high six assists.

Gilyard, a Kansas City-native who is the the reigning Class 3 Player of the Year in Missouri, added five assists to go along with his 13 points. He played before more than 40 family members and friends who made the trek across Missouri to see his first collegiate game in the Show-Me State. Khwan Fore was the third Spider in double figures, finishing with 11 points and making five of his 10 field-goal attempts. One game after scoring a season-high 27 points, Joe Kirby's reverse layup was the only scoring from the Richmond bench Saturday.



Going Young

The Spiders are expected to start a redshirt junior (Fore), two sophomores (Buckingham and Sherod), a redshirt freshman (Golden), and a true freshman (Gilyard). 2017-18 is the first season since 1999-2000 when the Spiders haven't had a senior in their regular starting lineup. When Nathan Cayo made his first start of the season February 3 vs George Mason, 2017-18 became the first season since 2006-07 that the Spiders started three different freshmen in a season.

Richmond has just two players on its roster in their final year of eligibility (Kirby, Madrid-Andrews), second-fewest in the A-10 behind George Mason.

One of the reasons for the Spiders youth movement is the spring 2017 graduation of T.J. Cline and ShawnDre' Jones, the eighth and 10th leading scorers in program history, respectively. Richmond is the only team in Division I this season to lose two of the top 10 scorers in school history.

The Spiders Offense

Coach Mooney's offensive system relies on all five players on the court constantly moving through a series of cuts, screens, hand-offs, etc. Richmond coaches embrace the concept of "position-less basketball," where each player could be asked to handle the ball, set screens, shoot three-pointers, and play in the post (potentially on the same possession). The offense, which features many similarities to the offenses run by the Golden State Warriors and Houston Rockets, consistently produces a high-scoring attack defined by efficient shooting and standout passing. Last year, the Spiders were one 14th in D-I in assists per game and 10th in assist-to-turnover ratio.

The Spiders are also frequently one of the nation's top shooting teams. Richmond could become the first school to ever lead the conference in shooting percentage in three straight seasons in 2017-18.

Led A-10 in FG Pct, Back-To-Back Seasons

Richmond	2015-16 to 2016-17
GW	2004-05 to 2005-06
Saint Joseph's	2000-01 to 2001-02
Xavier	1996-97 to 1997-98

De'Monte Buckingham

Buckingham is the Spiders most prominent returning player in 2017-18 following a freshman campaign last season that ended with A-10 Rookie of the Year honors.

Buckingham joined Kendall Anthony (2012) and Kevin Anderson (2008) as the only Spiders to be named the top first-year player in the A-10. Anthony (fourth) and Anderson (second) both rank in the top five on the Spiders all-time scoring list.

Prior to his sophomore season, Buckingham was selected to the Preseason All-Atlantic 10 Second Team. He is the only non-senior on either the first or second teams. The last Spider to earn first or second team all-conference honors as a sophomore was Kevin Anderson in 2009 (Second Team All-A-10).

All-A-10 Preseason First & Second Teams

Seniors	9
Juniors	0
Sophomores	1 (Buckingham)
Freshmen	0

Buckingham was the Spiders fourth-leading scorer a season ago (10.5 PPG) and finished second on the team in rebounds (5.6 RPG). He also ranked fourth in scoring and second in rebounding among all A-10 freshmen.

In addition to earning preseason accolades from the conference, Buckingham was one of 21 players selected to the Watch List for the Julius Erving Award, given annually by the Naismith Memorial Basketball Hall of Fame to the nation's top small forward.

December 19 against Bucknell, Buckingham led or tied for the team lead in points (22), rebounds (eight), assists (five), blocks (two), and steals (two). He became just the third Spider to lead the team in each of those categories over the last 15 years.

Led in Pts/Reb/Ast/Blocks/Steals Richmond Last 15 Years

De'Monte Buckingham	12/19/17
T.J. Cline	3/19/17
Kevin Steenberge	2/16/05

RECORD WATCH

MOST STEALS IN SEASON - RICHMOND HISTORY

Name	No.	Season	Games
1. Tony Dobbins	85	2003-04	33
2. Greg Beckwith	77	1985-86	29
3. Jacob Gilyard	72	2017-18	25
4. Greg Beckwith	70	1983-84	29
4. Tony Dobbins	70	2001-02	36

MOST POINTS BY FRESHMAN - RICHMOND HISTORY

Name	No.	Season	Games
1. Mike Perry	494	1977-78	26
2. Charles Stephens	459	1998-99	27
3. Kendall Anthony	416	2011-12	32
4. Grant Golden	399	2017-18	25
5. De'Monte Buckingham	367	2016-17	35

MOST WINS BY HEAD COACH - RICHMOND HISTORY

Name	W-L	Seasons
1. Dick Tarrant	239-126	12
2. Chris Mooney	234-191	13
3. Malcolm U. Pitt	197-169	19
4. Frank Dobson	168-112	18
5. H. Lester Hooker Jr.	147-142	11

RICHMOND RECORD WHEN

	Overall	Atlantic 10
Scores 60 or more	9-14	7-6
Scores 70 or more	5-7	4-3
Scores 80 or more	1-2	1-2
Scores under 60	0-2	--
Allows under 60	3-0	2-0
Allows under 70	5-2	4-2
Allows over 70	4-14	3-4
Decided by 5 or less	4-3	3-2
Leading/tied, 5 min left	8-1	6-0
Trailing, 5 min left	1-15	1-6
Leading/tied, half	7-3	5-0
Trailing, half	2-13	2-6
Higher FG pct	7-2	6-2
Lower FG pct	2-14	1-4
Shooting over 40 pct, FG	9-11	7-5
Shooting over 50 pct, FG	2-0	2-0
Shooting under 40 pct, FG	0-5	0-1
Outrebound opponent	2-3	2-1
Outrebounded by opponent	7-13	5-5
Fewer/same turnovers	7-9	5-3
More turnovers	2-7	2-3
More/same assists	6-7	5-3
Fewer assists	3-9	2-3
Day	5-5	4-2
Night	4-11	3-4
White jersey	6-7	5-2
Blue jersey	3-5	2-2
Red jersey	0-4	0-2
Wins Tip	6-7	5-3
Loses Tip	3-9	2-3

STATISTICAL RANKINGS

ALL GAMES

	NUMBER	DI RANK
Scoring Offense	69.7	276
Scoring Defense	75.0	252
Scoring Margin	-5.3	298
Rebound Margin	-4.9	322
Assists/Game	14.8	106
Blocks/Game	2.6	282
Steals/Game	7.8	28
TO Margin	1.3	96
Ast-TO Ratio	1.20	685
FG Pct	45.0	164
Defensive FG Pct	47.8	324
3-Pt FG Pct	31.9	317
Free Throw Pct	69.5	246

A-10 GAMES ONLY

	NUMBER	A-10 RANK
Scoring Offense	73.3	8
Scoring Defense	73.1	6
Scoring Margin	+0.2	6
Rebound Margin	-3.5	12
Assists/Game	15.3	5
Blocks/Game	2.5	11
Steals/Game	7.7	2
TO Margin	1.0	4
Ast-TO Ratio	1.27	6
FG Pct	47.2	4
Defensive FG Pct	45.4	11
3-Pt FG Pct	34.1	9
Free Throw Pct	70.7	11

WITH A WIN

The Spiders would ...

- Move into fourth place in the Atlantic 10 (own head-to-head tiebreaker vs VCU)
- Win their third straight home game vs St. Louis
- Improve to 6-3 in their last nine home games following an 0-4 start at home this season
- Be 7-3 in their last ten games following a 3-13 start to the season
- Secure double-digit wins for the 12th time in Chris Mooney's 13 seasons (all but 2006-07)



Buckingham had perhaps his most complete game of the season January 24 at Duquesne. In addition to posting 17 points, five rebounds, and a team-high six assists, Buckingham took several charges, the last coming with less than a minute remaining in overtime and the game tied at 73. On the next Duquesne possession, with Richmond leading by two, Buckingham tied up Dukes guard Mike Lewis II, giving possession to the Spiders. Fouled on the ensuing inbounds pass, Buckingham walked the length of the court and sank a pair of free throws with seven seconds remaining to ice the Spiders win.

Against VCU on February 7, Buckingham was forced from the game midway through the second half with severe leg cramps. He spent that night in a hospital receiving hydration treatments and was released early the following morning. He did not play at St. Bonaventure on February 10 as he continued his recover.

Khwan Fore

Redshirt junior Khwan Fore missed the first three games of the season while recovering from a stress reaction in his left tibia (shin) suffered in October.

February 7 vs VCU, Fore helped the Spiders steal a win late. Trailing by four with 1:16 remaining, Fore stole the ball at midcourt and was fouled on his layup attempt. He made both free throws to close the gap to two. With the score tied at 76, Fore was fouled on a breakway layup attempt with 3.8 seconds left. He converted his first free throw to give Richmond the lead. Fore then stole the ensuing inbounds pass to preserve a one-point victory.

An efficient scorer who likes to get to the basket, Fore ranked second on the team with a .507 field goal percentage last season, the

Best FG Pct Last Season Players 6'0" Or Shorter

Divine Myles, Stetson	.508
Khwan Fore, Richmond	.507
Markus Howard, Marquette	.506
* Minimum 200 FG attempts	

second-best mark for any player in Division I standing 6'0" or shorter. Fore rarely left the court last season, averaging 33.9 minutes per game and playing 1,187 minutes, fourth-most in the conference.

With a vertical leap approaching 45 inches, Fore is perhaps the best athlete on the team. His highlight-reel dunks have been featured on *SportsCenter's* Top 10 and are a central theme of many local news highlights and team videos.

In October, Fore was listed as the A-10's 22nd-best player by A10Talk.com.

Nick Sherod

Sherod kept the Spiders close during their February 10 game at St. Bonaventure, leading Richmond with 26 points and nine rebounds. It was the third time Sherod had scored more than 25 points in his last five games.

Sherod scored 18 points against VCU on February 7 and led all scorers with 14 points after halftime. 10 of his points came in the final seven minutes as the Spiders overcame a 10-point deficit to win by one.

February 3 against George Mason, Sherod exploded for a career-high 32 points, 11 rebounds and three steals. He became the first A-10 player to reach those totals in a game since 2005. After the game, Coach Mooney said of Sherod "maybe the last 3 games have been the best 3 games of his career."

Sherod was named A-10 Co-Player of the Week with VCU's Justin Tillman on January 29 following the Spiders road wins at Duquesne and Davidson. He became the first Spiders freshman or sophomore to win the award in nearly eight years, since Kevin Anderson in the final week of the 2008-09 season.

January 28 against Davidson, Sherod grabbed a career-high 14 rebounds, six more than any other player in the game, five more than his previous career high and more than half of the Spiders total of 27. Sherod scored 10 points to register his first career double-double and added a career-high four assists, tied for the most on either team. The Spiders became the first D-I team this season

RICHMOND IN OVERTIME

All-Time Record: 75-51
2017-18 OT Record: 1-2
Last OT Game: W at Duquesne, 77-73, 1/24/18
Last OT Win: W at Duquesne, 77-73, 1/24/18
Last OT Loss: L at Fordham, 69-65, 1/3/18
Double OT Record: 10-10
Last 2OT Game: W at GW, 98-90, 1/28/16
Triple OT Record: 8-1
Last 3OT Game: L, vs. Saint Louis, 85-72, 2/8/09
Home OT Record: 44-18
Last Home OT Game: L vs. VCU, 94-89, 1/16/16
Road OT Record: 22-30
Last Road OT Game: W at Duquesne, 77-73, 1/24/18
Neutral OT Record: 8-3
Last Neutral OT Game: L vs. VCU, 87-77, 3/11/17

LAST TIME...

TEAM

Ranked in Top 25: AP No. 21 (2011 Final Poll)
 Defeated Top 10 Team: 11/27/10 | #8 Purdue, 65-54
 Defeated Top 10 Team, Home: 11/29/86 | #6 Ga. Tech, 67-62
 Defeated Top 10 Team, Away: 1/22/04 | #10 Kansas, 69-68
 Defeated Top 25 Team, Home: 2/25/15 | #22 VCU, 67-63
 Defeated Top 25 Team, Away: 1/31/15 | #14 VCU, 64-55
 Defeated Top 25 Team, Neutral: 11/27/15 | #14 Cal, 94-90
 Won By 50+: 12/3/79 | vs. Bluefield, 132-69 (63 pts)
 Scored 90+: 1/28/16 | at George Washington, 98-90
 Scored 100+: 1/28/17 | Duquesne, 101-90
 Allowed Less Than 50: 2/25/17 | at Fordham, 70-48
 Allowed Less Than 40: 11/12/10 | vs. Southern, W 79-37
 Shot Over 60% FG: 2/21/17 | vs. Davidson (60.0)
 Held Opp Under 35% FG: 1/17/18 | at VCU, W 67-52 (34.4)
 Allowed Fewer 10 pts, half: 11/23/10 | vs. Southern, W 81-40 (9)
 Made 15+ 3PT FG: 3/1/17 | at UMass, W 75-64 (15)
 Made 0 3PT FG: 1/25/16 | vs. Davidson, L 78-70 (0-15)
 45+ FT Attempts: 2/6/93 | vs. UNCW, W 91-69 (47)
 Made 35+ FT: 2/6/93 | vs. UNCW, W 91-69 (36)
 50+ Rebounds: 11/17/03 | vs. MVSU, W 62-46 (53)
 25+ Assists: 11/15/15 | vs. Stetson, W 108-85 (29)
 15+ Blocks: 1/13/10 | vs. UMass, W 70-63 (17, SR)
 15+ Steals: 11/18/12 | at Minn, L 72-57 (15)
 3 or fewer turnovers: 3/14/13 | vs. Charlotte, L 68-63 (3)

INDIVIDUAL

6+ players in double digit scoring: 3/18/15 | vs. SFBK, W, 84-74
 Three players, 20+ pts: 1/17/15 vs. Davidson (Kendall Anthony 25 T.J. Cline 23 Terry Allen 21)
 Two players, 25+ pts: 1/28/17 vs. Duquesne (T.J. Cline 34 ShawnDre' Jones 30)
 Scored 50+ pts: Bob McCurdy (53) vs. Appalachian State, 2/26/75
 Scored 40-49: Bob McCurdy (46) vs. West Virginia, 2/17/75
 Scored 35-39: T.J. Cline (36) vs. Dayton, 3/1/16
 Scored 30-34: Nick Sherod (32) vs. George Mason, 2/3/18
 Scored 25-29: Nick Sherod (26) at St. Bonaventure 2/10/18
 Made 6+ 3PT FG: ShawnDre' Jones (6) at UMass, 3/1/17
 Made 15+ FT: Terry Allen (17) vs. Cal, 11/27/15
 Had 25+ Rebounds: George Grodzicki (25) vs. GW, 12/6/61
 Had 15+ Rebounds: DeMonte Buckingham (16) at Fordham, 1/3/18
 Two players w/ 10+ reb: Sherod (11), Golden (10) vs. GMU, 2/3/18
 Had 15+ assists: Greg Beckwith (16) vs. Navy, 2/25/86
 Had 10+ assists: Khwan Fore (12) at Fordham, 2/25/17
 Had 5+ steals: Jacob Gilyard (5) at St. Bonaventure, 2/10/18
 Had 10+ blocks: Darrius Garrett (14) vs. UMass, 1/13/10 (SR)
 2 players with double-double: Nick Sherod (32 pts, 11 reb) & Grant Golden (10 pts, 10 reb), vs. GMU 2/3/18
 Triple-Double: T.J. Cline (19 pts 11 reb 12 assists) vs. SLU, 3/4/17

ROBINS CENTER

Capacity: 7,201

Season: 46th (opened in December 1972)

All-Time Record: 435-207 (106-37 in last nine seasons)

2017-18 Record: 5-7

2016-17 Record: 12-5

2016-17 Average Attendance: 6,317 (third in A-10)

Sellouts in 2016-17: Six (Four through 12 games in 2017-18)

Record For Home Wins, Season: 16, 2014-15



MISCELLANEOUS STATS

Double-Figure Scoring Games

Name	Career	Last
Khwan Fore	42	15 (Rhode Island, 2/13/18)
De'Monte Buckingham	34	17 (Duquesne, 1/24/18)
Nick Sherod	31	21 (Rhode Island, 2/13/18)
Grant Golden	21	16 (Rhode Island, 2/13/18)
Jacob Gilyard	16	14 (St. Bonaventure, 2/10/18)
Julius Johnson	8	17 (Dayton, 1/9/18)
Nathan Cayo	1	10 (Fordham, 1/3/18)

Double-Figure Rebounding Games

Name	Career	Last
Grant Golden	4	10 (GMU, 2/3/18)
De'Monte Buckingham	3	16 (Fordham, 1/3/18)
Nick Sherod	2	11 (GMU, 2/3/18)

Doubles

Name	Career	Last
Grant Golden	4	10 pts 10 reb (2/3/18)
Nick Sherod	2	32 pts 11 reb (2/3/18)
De'Monte Buckingham	2	10 pts 16 reb (1/3/18)

20-Point Games

Name	Career	Last
Grant Golden	8	24 (St. Bonaventure, 2/10/18)
Nick Sherod	5	21 (Rhode Island, 2/13/18)
De'Monte Buckingham	5	22 (Bucknell, 12/19/17)
Jacob Gilyard	1	23 (JMU, 12/10/17)
Khwan Fore	1	24 (GW, 2/4/17)



ALONG CAME A SPIDER

Three years ago, Richmond made history as it became the first D-I college basketball program to bring a live spider onto the court before games. Nicknamed "Tarrant" after UR's Hall of Fame coach, the live tarantula has grown to almost five inches in full length. She's a Venezuelan blue tarantula with a diet of crickets and has a perch from the scorer's table during pregame and behind the home bench during play. A number of national media outlets covered her unveiling, while NCAA.com recently named her college basketball's scariest mascot in honor of Halloween.



with two players 6'4" or shorter to have at least 14 rebounds in a game. (De'Monte Buckingham had 16 rebounds at Fordham on January 3.)

Sherod helped the Spiders steal a win at Duquesne on January 24. After trailing by as many as 16 in the second half, the Dukes roared back to tie the game. Sherod responded by scoring 15 points over the game's final 12 minutes (10 in the final seven minutes of regulation, five in overtime) and finished with a career-high 28 points as the Spiders won 77-73.

January 20 against La Salle, Sherod broke a 74-74 tie when he slipped a screen and drained his fourth three-pointer of the game with 1:11 remaining. Sherod finished the game with 18 points, tied for the most on the team.

Sherod scored a then career-high 22 points and matched a career high with nine rebounds in the Spiders win over Davidson on December 30. Sherod was perfect after halftime, hitting both of his two-point field goal attempts, both of his three-point field goal attempts, and all three of his foul shots.

Local Legends

Nick Sherod and De'Monte Buckingham are both Richmond natives who were making headlines across the region before they became Spiders. Sherod finished his high school career at St. Christopher's School - located about one mile east of the Robins Center - with 2,815 points, the highest recorded total in the history of Virginia high school athletics. Following his senior season in 2016, Sherod was named Metro Player of the Year by the *Richmond Times-Dispatch*, the same award won by Buckingham in 2015.



Buckingham (top left) and Sherod (middle) with other members of the 2016 All-Metro Team. (Richmond Times-Dispatch)

All-Metro Player of the Year was just part of the accolades earned by Buckingham following his junior year at Henrico High School, located about 10 miles northeast of the Robins Center. Buckingham was also named 5A State Player of the Year after he led Henrico to its second state championship in three seasons.

The Robins Center has a pair of sections devoted to the Spiders two local stars.

Fans to the right of the basket in front of Richmond's bench are sitting in "Buckingham's Palace" - where everyone is given a complimentary headband to wear during the game.

Fans under the video board in the northeast corner of the building sit in an area reserved for the "Sherod Squad".

Jacob Gilyard

Gilyard averaged better than 33 points per game at Kansas City's Barstow School last season en route to being named Missouri's Class 3 Player of the Year and winning the DiRenna Award as the Kansas City area's top high school basketball player. Gilyard owns the school scoring record after recording 50 points in a game last December, a mark he matched later in the season.

February 7 against VCU, Gilyard made the game's biggest play, stealing the ball under VCU's basket and laying it in to tie the game with 31 seconds left. Gilyard scored 13 of his 18 points in the second half and added six assists and five steals, both game highs.

January 20 against La Salle, Gilyard sealed the Spiders win. With less than 30 seconds remaining and UR leading by three, Gilyard crossed over his defender and buried a three-pointer to put the Spiders up six. On the game's final play, Gilyard registered his sixth steal and dribbled out the clock. It was Gilyard's second six-steal game of the season, and he became the first Spider with at least six steals twice in a season since Tony Dobbins in 2002-03. Asked about Gilyard's ability to get steals after the game, Coach Chris Mooney said "I've never seen anything like it. I've never seen anyone be able to steal the ball so regularly."

January 17, in his first game at VCU's Siegel Center, Gilyard scored 11 points and registered a game-high eight assists, tied for the most by a Spiders freshman in the last 20 years. Gilyard (eight) recorded more assists than the entire VCU team combined (seven).

January 9 against Dayton, Gilyard registered six steals and five assists while not committing a turnover. His six steals were tied for fifth-most in a game in Spiders history, and he became the second player to have six steals, five assists, and no turnovers against a DI opponent this season (Darius Thompson, WKU - 12/22/17 at Austin Peay).

Gilyard sent the Robins Center into a frenzy against JMU on December 10 when he raced upcourt and drained a 25-footer with 0.4

seconds remaining to break a 71-71 tie.

On JMU's final possession, Gilyard intercepted the inbounds pass to seal the Spiders second win of the season. He finished with 23 points, the first time a Spiders true freshman scored at least 23 points that early in a season since 1998, when Charles Stephens scored 23 against Radford on November 28.

In his Spiders debut on 11/10 against Delaware, Gilyard scored 17 points, 15 of them after halftime, and registered a team-high four assists. Gilyard joined Kendall Anthony (2011) as only Spiders freshmen to score at least 17 points in season opener in last 20 seasons.

Grant Golden

While no single player can replace 2017 A-10 Player of the Year T.J. Cline, the player whose role in the Spiders offense might be the most similar to Cline's this season is Golden.

Golden showed promise in limited minutes before his freshman season was cut short due to a heart condition that caused him to collapse during a game vs Texas Tech on December 17 last year. Golden had a procedure five days later to correct an accelerated heart rate and was subsequently granted a medical redshirt by the NCAA.

Golden has added at least 20 pounds to his 6'10" frame since his surgery.

On November 20 Golden exploded for 26 points - doubling his previous career high - in a win against UAB. Golden became the first player in the nation to register at least 26 points, seven rebounds and two assists in a game this season.

Two games later against Louisiana in the third-place game at the Cayman Islands Classic, Golden was nearly as productive, finishing with 24 points and seven rebounds and locking up a spot on the all-tournament team.

Golden registered his first career double-double in the following game, finishing with 24 points and 10 rebounds, the first Spiders freshman to reach those figures in a game since Charles Stephens in 1998-99.

For his efforts against the Hoyas and in the Cayman Islands, Golden was named Atlantic 10 Rookie of the Week on November 27.

The following month, Golden recorded back-to-back double-doubles against Boston College and Davidson, becoming the first Spiders freshman with consecutive double-doubles since Charles Stephens in 1998-99.

In his first game against cross-town rival VCU on January 17, Golden scored a game-high 17 points and added six rebounds while making eight of his 13 shots from the field. Golden outplayed preseason first-team All-A-10 selection senior Justin Tillman for much of the contest.

Following an 18-point, eight-rebound effort in a win against La Salle on January 20, Coach Chris Mooney said of Golden: "I think he has a chance to be one of the best players Richmond has had."

Golden won his second A-10 Rookie of the Week Award on January 29 after totaling 45 points and 14 rebounds while shooting 57 percent from the field in a pair of Spiders road wins. 2017-18 is the second straight season a Spider won multiple A-10 Rookie of the Week Awards after De'Monte Buckingham won the honor three times en route to being named A-10 Rookie of the Year in 2016-17.

That same week, the *Richmond Times-Dispatch* called Golden "one of college basketball's most promising young players" and College Sports Madness named Golden it's A-10 Player of the Week.

Julius Johnson

One of the team's top threats from three-point range, Julius Johnson led the Spiders with 12 points on four three-point field goals January 3 at Fordham. It was the first time in his career he's led the team in scoring. He repeated the feat two games later, coming off the bench to score a team and career-high 17 points, including five three-pointers.

Johnson played a key part in the Spiders win over JMU on December 10, coming off the bench to finish with 11 points, five rebounds, and three steals, the first time a Spider had reached those marks off the bench since 2011 (Francis-Cedric Martel).

SPIDER BASKETBALL FACTS

9 NCAA Tournament Appearances

8 NCAA Tournament Wins/2 Sweet Sixteens

Chris Mooney: 4th-longest tenured A-10 coach

18 Professional Players under Chris Mooney

13 Wins over Top 25 since '08

20 Wins over major conference schools under Chris Mooney

UNIVERSITY OF RICHMOND FACTS

Ranked 23rd among "Best Liberal Arts Colleges"
(*US News & World Report*)

No. 1 "Best-Run" college in the country (*Princeton Review*)

Ranked 6th for "Most Beautiful Campus" (*Princeton Review*)

Robins Business School ranked 21st in nation
(*Poets & Quants*)

8:1 faculty-staff ratio; two-thirds of classes have fewer than 20 students

Smallest school (2,990 undergraduate enrollment) to make NCAA Sweet 16 since Davidson in 2008

University endowment valued at more than \$2.2 billion

Founded in 1830, sixth oldest school in Virginia

SPIDERS IN THE PROS

A pair of seniors from the 2016-17 team, T.J. Cline and ShawnDre' Jones, signed professional contracts after graduation.

Cline signed a contract with Galatasaray of the Turkish Premier League and then moved to Israel's Hapoel Halon. Jones signed with Trikala of the first tier of the Greek Basketball League.

They are the 17th and 18th Spiders to play professional basketball during the Chris Mooney era. At least one member of 11 of the last 12 graduating classes has gone on to play professionally.

While at least 10 former Spiders are currently playing professionally in international leagues, many UR athletes have found positions in the NBA.

2011 graduate Justin Harper, the 32nd overall pick in the 2011 NBA Draft, appeared in three games for the Philadelphia 76ers during the 2016-17 season. Harper has also played for the Pistons and Magic during his NBA career.

Fellow 2011 graduate Dan Geriot current serves as Video Coordinator for the Cleveland Cavaliers, a position he held when the team won the franchise's only NBA championship in 2016.

Curtis Blair, who graduated from Richmond in 1992 and remains ninth on the Spiders all-time scoring list, is a referee in the NBA.

1990 graduate Kenny Atkinson enters his second season as the head coach of the Brooklyn Nets in 2017-18. Chris Fleming, a member of UR's class of 1993, is an assistant coach on Atkinson's staff.

Tony Dobbins, a Spiders captain in 2004, recently accepted a position as Assistant Video Coordinator for the Boston Celtics following a long playing career overseas.



Newcomers

Eight of the 16 players on the Spiders roster are new to the program this season.

Nathan Cayo, a 6-foot-7 guard from Montreal, made his first career start on February 3. The following game against VCU, Cayo was inserted into the game with 6:50 remaining and the Spiders trailing by 10. He was matched up man-to-man against the Rams Justin Tillman, who had a game-high 21 points at that time. Cayo held Tillman scoreless over the remainder of the game as Richmond overcame the deficit to win 77-76.

Overshadowed by a pair of more-prominent recruits on his AAU team, Cayo is a high leaper who can play above the rim who has seen his role increase as he continues to get more comfortable in the Spiders system.

Jordan Madrid-Andrews is a graduate transfer who last played at Chicago State during the 2015-16 season. On July 30, 2016, Madrid-Andrews was a passenger in a serious car accident outside Denver in which his car flipped several times, leaving Madrid-Andrews with a broken jaw, ankle, and sternum. Unable to return in time for the basketball season, Madrid-Andrews petitioned the NCAA and was granted a sixth-year-waiver that will allow him to use his final year of eligibility this season. He graduated from Chicago State with a degree in marketing and is pursuing a graduate degree in Human Resources Management at Richmond.

Solly Stansbury, eligible to play for the Spiders for the first time in 2017-18, appeared in 17 games for Richmond before returning to his former European club team, Paris Levallois, in January.

Family Business

Several Spiders have family members who participated in college athletics.

Sophomore Nick Sherod is the son of E.J. Sherod who played basketball at ODU. Nick's grandfather, Edmund, was a Hall-of-Famer at VCU before playing for the New York Knicks.

Bryce Schneider's brother David was a two-time All-CAA selection at William & Mary who finished his career as sixth-leading scorer in school history. His father Jeff averaged 14.3 points per game as a senior at Virginia Tech in 1981-82 and was drafted by the Houston Rockets.

De'Monte Buckingham's brother Dazmond Starke played hoops at Idaho and Kentucky Wesleyan, earning All-Great Lakes Valley Conference honors at Wesleyan in 2013.

Phoenix Ford's brother Quincy was a second-team All-CAA selection at Northeastern in 2016 and spent time with both Utah Jazz and New Orleans Pelicans during the 2016-17 NBA season.

Jacob Gilyard's father Rodney is a member of Ottawa University's Athletics Hall of Fame and graduated as the school's all-time leader in assists and steals in 1992.

Grant Golden's father played at Fairfield University and he had two grandfathers that played collegiate football.

Freshman Jordan Gaitley is the son of Stephanie Gaitley, currently the head coach of the women's basketball team at Fordham University and the head coach of Richmond's women's team from 1985-91, when she amassed a 116-63 record over six seasons at the Robins Center. Gaitley also has two older brothers who played collegiately. His oldest brother Dutch is currently the Video Coordinator for the San Antonio Spurs.

Khwan Fore's mother ran track at Emporia State and Paul Friendshuh's mother played volleyball at UW-Eau Claire.

2017-18 GAME-BY-GAME COMPARISON

Opponent	1st	2nd	Score	Mar	Total FG	FG Pct	3-Pointers	3FG Pct	Free Throws	FT Pct	Rebounds	Assist	T/Over	Block	Steal	Fouls
DELAWARE	20/49	43/27	63-76	(13)	21-50/26-46	.420/.565	4-21/5-15	.190/.333	17-22/19-29	.773/.655	26/30 (4)	9/15	15/11	3/2	8/9	22/18
JACKSONVILLE STATE	29/50	32/44	61-94	(33)	21-54/35-61	.389/.574	4-19/7-18	.211/.389	15-20/17-22	.750/.773	20/42 (22)	11/17	10/10	3/4	7/6	22/17
UAB	36/20	27/30	63-50	+13	26-55/16-48	.473/.333	7-24/4-23	.292/.174	4-10/14-19	.400/.737	32/35 (3)	18/9	10/16	5/2	9/5	14/14
Cincinnati	14/40	34/35	48-75	(27)	16-42/25-46	.381/.543	6-16/13-24	.375/.542	10-17/12-17	.588/.706	22/35 (13)	11/20	20/20	3/4	7/9	18/21
Louisiana	34/30	42/52	76-82	(6)	31-62/27-53	.500/.509	5-14/4-15	.357/.267	9-12/24-31	.750/.774	32/30 +2	19/16	21/20	2/5	11/13	23/13
GEORGETOWN	39/40	37/42	76-82	(6)	29-63/25-47	.460/.532	7-27/10-18	.259/.556	11-15/22-26	.733/.846	27/35 (8)	12/15	8/18	3/2	9/5	18/15
VERMONT	27/32	38/39	65-71	(6)	24-58/26-49	.414/.531	9-23/8-21	.391/.381	8-14/11-16	.571/.688	29/35 (6)	13/18	8/14	1/3	7/1	18/11
Wake Forest	29/40	24/42	53-82	(29)	21-59/31-57	.356/.544	6-26/5-12	.231/.417	5-7/15-21	.714/.714	28/39 (11)	12/11	13/10	2/7	6/5	16/10
ODU	33/31	27/48	60-79	(19)	23-60/30-58	.383/.517	9-23/9-21	.391/.429	5-10/10-13	.500/.769	32/37 (5)	19/25	16/16	2/8	9/4	16/13
JMU	28/28	46/43	74-71	+3	28-62/29-57	.452/.509	11-28/9-21	.393/.429	7-14/4-8	.500/.500	28/42 (14)	13/14	4/15	1/4	11/2	13/14
BUCKNELL	47/36	31/50	78-86	(8)	26-59/30-61	.441/.492	4-17/9-20	.235/.450	22-25/17-23	.880/.739	33/36 (3)	16/15	11/11	4/3	6/6	19/14
Boston College	33/39	33/27	73-78	(5)	29-67/29-65	.433/.446	7-27/10-25	.259/.400	8-12/10-17	.667/.588	45/36 +9	19/11	15/10	3/5	5/6	14/12
DAVIDSON	25/29	44/29	69-58	+11	21-47/20-55	.447/.364	6-19/8-27	.316/.296	21-28/10-12	.750/.833	35/31 +4	6/10	7/8	2/2	3/1	15/18
Fordham	33/35	27/25	65-69	(4)	24-54/26-60	.444/.433	8-26/5-21	.308/.238	9-19/12-14	.474/.857	38/34 +4	18/14	16/10	2/3	7/13	16/16
Saint Louis	26/27	36/42	62-69	(7)	21-45/23-58	.467/.397	7-16/4-11	.438/.364	13-20/19-26	.650/.731	29/38 (9)	18/16	15/10	4/3	1/5	21/20
DAYTON	35/47	46/40	81-87	(6)	25-61/33-52	.410/.635	12-31/7-19	.387/.368	19-24/14-15	.792/.933	24/33 (9)	16/18	5/15	0/2	10/1	17/16
GW	34/32	44/36	78-68	+10	29-50/27-61	.580/.443	5-14/5-16	.357/.313	15-18/9-11	.833/.818	27/30 (3)	21/14	13/11	3/4	10/8	9/14
VCU	34/27	33/25	67-52	+15	29-54/21-61	.537/.344	7-17/4-23	.412/.174	2-4/6-8	.500/.750	38/28 +10	17/7	14/9	2/1	6/8	16/10
LAS	40/41	41/33	81-74	+7	30-60/28-57	.500/.491	8-16/9-18	.500/.500	13-19/9-13	.684/.692	31/33 (2)	17/10	12/17	4/3	11/6	10/17
Duquesne	34/28	34/40	77-73	+4	28-57/29-76	.491/.382	5-17/8-29	.294/.276	16-22/7-13	.727/.538	34/50 (16)	18/14	11/16	5/3	8/10	15/19
Davidson	25/24	41/39	66-63	+3	28-57/23-50	.491/.460	6-19/7-22	.316/.318	4-11/10-12	.364/.833	27/36 (9)	16/9	6/17	2/3	9/3	13/13
MASON	31/35	44/44	75-79	(4)	27-71/29-64	.380/.453	4-21/8-24	.190/.333	17-22/13-17	.773/.765	39/46 (7)	12/13	14/17	3/5	8/12	17/20
VCU	41/41	36/35	77-76	+1	28-59/30-58	.475/.517	3-14/6-21	.214/.286	18-23/10-18	.783/.556	33/34 (1)	9/17	13/17	1/5	12/7	17/19
St. Bonaventure	42/51	46/46	88-97	(9)	35-77/33-66	.455/.500	7-22/10-25	.318/.400	11-15/21-22	.733/.955	37/40 (3)	18/18	12/14	2/5	10/3	16/15
Rhode Island	29/35	38/50	67-85	(18)	24-48/34-67	.500/.507	6-14/7-20	.429/.350	13-17/10-12	.765/.833	28/32 (4)	13/20	19/9	3/3	5/13	14/15

Note: Game totals are displayed in the format TEAM/OPPONENT for each category

2017-18 SPECIALTY STATS

Opponent	T/O	2ndCh	Paint	FastB	Bench	Ties	Leads	WL	Score	Leads overcome
DELAWARE	10	5	28	8	7	1	0	L	63-76	
Jacksonville State	14	10	26	4	6	2	1	L	61-94	lost 1 1st-17:15
UAB	13	9	32	4	2	0	0	W	63-50	
Cincinnati	10	7	16	0	17	0	0	L	48-75	
Louisiana	22	12	42	19	14	3	3	L	76-82	lost 9 2nd-17:51
GEORGETOWN	25	10	36	2	15	1	4	L	76-82	lost 7 1st-06:38
VERMONT	9	6	22	14	2	0	0	L	65-71	lost 4 1st-17:47
Wake Forest	2	5	24	8	6	0	0	L	53-82	
ODU	6	6	28	2	20	3	3	L	60-79	lost 5 1st-02:05
JMU	9	2	26	8	11	8	6	W	74-71	trailed by 6 2nd-11:40
BUCKNELL	11	7	40	8	6	4	4	L	78-86	lost 14 2nd-19:48
Boston College	8	6	40	8	10	3	2	L	73-78	lost 2 2nd-03:06
Davidson	7	6	28	0	4	4	3	W	69-58	trailed by 5 1st-18:34
Fordham	17	10	24	2	27	5	3	L	65-69	lost 5 1st-17:29
Saint Louis	9	4	22	7	2	2	1	L	62-69	lost 10 2nd-14:32
Dayton	26	12	18	4	22	2	2	L	81-87	lost 3 1st-16:02
GW	10	6	44	14	0	0	3	W	78-68	trailed by 8 1st-04:54
VCU	11	4	42	8	5	0	0	W	67-52	
LAS	27	11	38	8	8	2	3	W	81-74	trailed by 10 2nd-16:17
Duquesne	15	7	48	16	5	3	3	W	77-73	trailed by 2 OT-03:28
Davidson	19	7	37	7	4	2	4	W	66-63	trailed by 6 1st-13:20
MASON	19	9	44	10	7	2	2	L	75-79	lost 7 1st-07:51
VCU	14	11	42	10	3	5	9	W	77-76	trailed by 12 2nd-08:36
St. Bonaventure	21	13	54	19	3	6	5	L	88-97	lost 3 2nd-14:32
Rhode Island	10	2	29	5	5	3	3	L	67-85	lost 2 1st-18:31
Totals	344	187	830	195	211	61	64			
Average/Game	13.8	7.5	33.2	7.8	8.4	2.4	2.6			
Opponent	375	262	851	153	417	49	64			
Average/Game	15.0	10.5	34.0	6.1	16.7	2.0	2.6			

2017-18 POINTS-REBOUNDS-ASSISTS

Opponent	Date	Score	00	01	02	04	05	11	13	25	30	32	33	44
			GILYARD,JA	KIRBY,JOE	FORE,KHWA	CAYO,NATH	SHEROD,NIC	BUCKINGHA	STANSBURY,	MADRID-AND	ODDO,KEITH	JOHNSON,JU	GOLDEN,GR	FRIENDSHU
DELAWARE	11/10/17	63-76 L	17-3-4	4-1-0	DNP	0-0-0	13-2-1	18-6-3	2-3-0	0-0-0	DNP	0-3-0	6-6-1	3-0-0
JSU	11/13/17	61-94 L	13-0-2	0-1-1	DNP	4-3-0	10-1-0	13-5-3	6-2-0	2-0-0	DNP	0-1-1	13-6-4	0-1-0
vs UAB	11/20/17	63-50 W	6-4-3	0-1-0	DNP	0-2-1	11-4-3	12-5-3	6-4-5	DNP	DNP	0-0-1	26-7-2	2-0-0
vs CIN	11/21/17	48-75 L	12-2-2	6-1-0	1-1-1	6-2-1	2-1-1	6-7-3	7-1-1	0-2-0	DNP	4-1-2	4-1-0	0-0-0
vs LA	11/22/17	76-82 L	10-2-5	0-0-0	9-2-1	0-1-0	9-4-1	11-9-8	8-1-1	DNP	DNP	5-1-0	24-7-3	0-0-0
GU	11/25/17	76-82 L	0-1-1	0-0-0	12-2-3	0-0-0	9-3-1	28-6-3	0-1-1	0-2-0	DNP	3-1-2	24-10-1	DNP
VERMONT	11/29/17	65-71 L	13-3-3	0-0-0	11-7-4	2-1-0	14-4-0	12-4-1	0-1-0	0-0-0	DNP	0-1-1	13-6-4	DNP
at WF	12/02/17	53-82 L	0-0-3	0-0-0	8-4-1	0-1-0	12-1-2	11-9-2	0-1-0	2-0-0	DNP	2-0-0	16-7-4	0-0-0
at ODU	12/6/17	60-79 L	3-1-6	DNP	7-5-4	0-0-1	7-4-0	11-6-4	12-4-2	0-0-0	DNP	6-3-0	12-4-2	2-0-0
JMU	12/10/17	74-71 W	23-3-2	DNP	14-1-2	0-1-0	8-4-2	6-7-1	0-3-0	0-0-0	DNP	11-5-1	12-4-5	0-0-0
BUCKNELL	12/19/17	78-86 L	15-1-4	0-0-0	10-4-2	4-4-0	11-3-1	22-8-5	0-0-0	0-0-0	0-0-0	1-4-0	14-8-4	1-1-0
at BC	12/23/17	73-78 L	13-2-6	DNP	14-5-1	4-5-0	12-9-3	7-9-6	2-2-0	DNP	DNP	4-0-0	17-10-3	DNP
DAV	12/30/17	69-58 W	7-5-2	0-0-0	12-1-2	1-2-0	22-9-1	12-6-0	0-1-0	DNP	DNP	3-1-0	12-10-1	DNP
at FOR	01/03/18	65-69 L	7-4-4	0-1-0	8-3-3	10-5-2	7-4-2	10-16-2	5-0-1	DNP	DNP	12-0-2	6-2-2	DNP
at SLU	01/06/18	62-69 L	13-2-5	2-1-1	11-1-3	0-2-0	3-5-1	9-8-6	0-1-1	DNP	DNP	0-1-0	24-8-1	DNP
UD	01/09/18	81-87 L	9-1-5	0-1-1	15-2-5	1-1-0	15-2-1	14-7-3	4-3-0	DNP	DNP	17-2-1	6-5-0	0-0-0
GW	1/13/18	78-68 W	19-2-5	0-1-1	11-4-3	0-2-0	10-7-1	14-8-4	0-0-0	DNP	DNP	0-2-3	24-0-4	0-1-0
at VCU	1/17/18	67-52 W	11-4-8	2-2-0	8-4-2	0-0-0	14-7-3	12-9-2	DNP	DNP	DNP	3-2-0	17-6-2	0-2-0
LAS	01/20/18	81-74 W	11-0-4	0-1-0	14-3-2	2-2-2	18-5-2	12-9-4	DNP	DNP	DNP	6-1-0	18-8-3	0-1-0
at DUQ	01/24/18	77-73 W	0-5-2	0-0-0	6-5-5	2-2-0	28-6-3	17-5-6	DNP	DNP	DNP	3-2-0	21-9-2	0-0-0
at DAV	01/28/18	66-63 W	14-2-4	0-0-0	6-1-2	4-1-0	10-14-4	8-2-3	DNP	0-0-0	DNP	0-1-1	24-5-2	DNP
MASON	02/03/18	75-79 L	11-4-5	0-2-0	7-3-3	8-5-0	32-11-0	DNP	DNP	DNP	DNP	7-2-1	10-10-3	0-0-0
VCU	02/07/18	77-76 W	18-2-6	2-0-0	15-5-2	0-0-1	18-4-0	7-8-0	DNP	DNP	DNP	0-2-0	16-9-0	1-0-0
at SBU	02/10/18	88-97 L	14-3-6	3-2-1	16-5-4	5-7-1	26-9-2	DNP	DNP	DNP	DNP	0-2-1	24-6-2	0-0-1
at URI	2/13/18	67-85 L	8-3-3	0-0-1	15-6-2	2-1-1	21-4-0	2-4-4	DNP	0-0-0	3-0-0	0-1-1	16-7-1	0-0-0

2017-18 GAME-BY-GAME LEADERS

Opponent	Date	Score	Points	Rebounds	Assists	Steals	Blocked shots
DELAWARE	11/10/17	63-76	18-BUCKINGHAM, D	6-BUCKINGHAM, De' GOLDEN, Grant	4-GILYARD, Jacob	2-STANSBURY, Soll BUCKINGHAM, De' GILYARD, Jacob	2-GOLDEN, Grant
JACKSONVILLE STATE	11/13/17	61-94	13-BUCKINGHAM, D GOLDEN, Grant GILYARD, Jacob	6-GOLDEN, Grant	4-GOLDEN, Grant	3-JOHNSON, Julius	2-GOLDEN, Grant
vs UAB	11/20/17	63-50	26-GOLDEN, Grant	7-GOLDEN, Grant	5-STANSBURY, Soll	3-BUCKINGHAM, De'	3-GOLDEN, Grant
vs Cincinnati	11/21/17	48-75	12-GILYARD, Jacob	7-BUCKINGHAM, De'	3-BUCKINGHAM, De'	2-STANSBURY, Soll JOHNSON, Julius GILYARD, Jacob	1-CAYO, Nathan MADRID-ANDREW GOLDEN, Grant
vs Louisiana	11/22/17	76-82	24-GOLDEN, Grant	9-BUCKINGHAM, De'	8-BUCKINGHAM, De'	4-GILYARD, Jacob	2-GOLDEN, Grant
GEORGETOWN	11/25/17	76-82	28-BUCKINGHAM, D	10-GOLDEN, Grant	3-BUCKINGHAM, De' FORE, Khwan	4-GILYARD, Jacob	2-BUCKINGHAM, De'
VERMONT	11/29/17	65-71	14-SHEROD, Nick	7-FORE, Khwan	4-GOLDEN, Grant FORE, Khwan	3-GILYARD, Jacob	1-MADRID-ANDREW
at Wake Forest	12/02/17	53-82	16-GOLDEN, Grant	9-BUCKINGHAM, De'	4-GOLDEN, Grant	2-FORE, Khwan	1-BUCKINGHAM, De' GOLDEN, Grant
at ODU	12/6/17	60-79	12-STANSBURY, Soll GOLDEN, Grant	6-BUCKINGHAM, De'	6-GILYARD, Jacob	3-GILYARD, Jacob	1-BUCKINGHAM, De' GOLDEN, Grant
JMU	12/10/17	74-71	23-GILYARD, Jacob	7-BUCKINGHAM, De'	5-GOLDEN, Grant	3-GOLDEN, Grant JOHNSON, Julius GILYARD, Jacob	1-GOLDEN, Grant
BUCKNELL	12/19/17	78-86	22-BUCKINGHAM, D	8-BUCKINGHAM, De' GOLDEN, Grant	5-BUCKINGHAM, De'	2-BUCKINGHAM, De' GILYARD, Jacob	2-BUCKINGHAM, De' GOLDEN, Grant
at Boston College	12/23/17	73-78	17-GOLDEN, Grant	10-GOLDEN, Grant	6-GILYARD, Jacob BUCKINGHAM, De'	3-GILYARD, Jacob	2-GOLDEN, Grant
DAVIDSON	12/30/17	69-58	22-SHEROD, Nick	10-GOLDEN, Grant	2-GILYARD, Jacob FORE, Khwan	1-FORE, Khwan SHEROD, Nick GILYARD, Jacob	1-GOLDEN, Grant CAYO, Nathan
at Fordham	01/03/18	65-69	12-JOHNSON, Julius	16-BUCKINGHAM, D	4-GILYARD, Jacob	3-GILYARD, Jacob	1-BUCKINGHAM, De' CAYO, Nathan
at Saint Louis	01/06/18	62-69	24-GOLDEN, Grant	8-GOLDEN, Grant BUCKINGHAM, De'	6-BUCKINGHAM, De'	1-GILYARD, Jacob	3-GOLDEN, Grant
DAYTON	01/09/18	81-87	17-JOHNSON, Julius	7-BUCKINGHAM, De'	5-FORE, Khwan GILYARD, Jacob	6-GILYARD, Jacob	None
GW	1/13/18	78-68	24-GOLDEN, Grant	8-BUCKINGHAM, De'	5-GILYARD, Jacob	3-SHEROD, Nick	1-GOLDEN, Grant BUCKINGHAM, De' CAYO, Nathan
at VCU	1/17/18	67-52	17-GOLDEN, Grant	9-BUCKINGHAM, De'	8-GILYARD, Jacob	2-GILYARD, Jacob SHEROD, Nick	1-BUCKINGHAM, De' GOLDEN, Grant
LAS	01/20/18	81-74	18-GOLDEN, Grant SHEROD, Nick	9-BUCKINGHAM, De'	4-GILYARD, Jacob BUCKINGHAM, De'	6-GILYARD, Jacob	2-GOLDEN, Grant
at Duquesne	01/24/18	77-73	28-SHEROD, Nick	9-GOLDEN, Grant	6-BUCKINGHAM, De'	3-GOLDEN, Grant	2-SHEROD, Nick
at Davidson	01/28/18	66-63	24-GOLDEN, Grant	14-SHEROD, Nick	4-GILYARD, Jacob SHEROD, Nick	3-GILYARD, Jacob	1-GOLDEN, Grant SHEROD, Nick
MASON	02/03/18	75-79	32-SHEROD, Nick	11-SHEROD, Nick	5-GILYARD, Jacob	3-SHEROD, Nick GILYARD, Jacob	2-GOLDEN, Grant
VCU	02/07/18	77-76	18-GILYARD, Jacob SHEROD, Nick	9-GOLDEN, Grant	6-GILYARD, Jacob	5-GILYARD, Jacob	1-CAYO, Nathan
at St. Bonaventure	02/10/18	88-97	26-SHEROD, Nick	9-SHEROD, Nick	6-GILYARD, Jacob	5-GILYARD, Jacob	1-GOLDEN, Grant CAYO, Nathan
at Rhode Island	2/13/18	67-85	21-SHEROD, Nick	7-GOLDEN, Grant	4-BUCKINGHAM, De'	4-GILYARD, Jacob	2-GOLDEN, Grant



2017-18 INDIVIDUAL GAME HIGHS

Points	32	SHEROD, Nick vs MASON (02/03/18)
	28	SHEROD, Nick at Duquesne (01/24/18)
	28	BUCKINGHAM, De'Monte vs GEORGETOWN (11/25/17)
	26	SHEROD, Nick at St. Bonaventure (02/10/18)
	26	GOLDEN, Grant vs UAB (11/20/17)
Field Goals Made	11	GOLDEN, Grant at St. Bonaventure (02/10/18)
	11	GOLDEN, Grant at Davidson (01/28/18)
	11	GOLDEN, Grant vs UAB (11/20/17)
Field Goal Att.	21	SHEROD, Nick vs MASON (02/03/18)
FG Pct (min 5 made)	.833 (5-6)	FORE, Khwan at Rhode Island (2/13/18)
	.833 (5-6)	BUCKINGHAM, De'Monte at Duquesne (01/24/18)
3-Point FG Made	5	JOHNSON, Julius vs Dayton (01/09/18)
	5	GILYARD, Jacob vs JMU (12/10/17)
3-Point FG Att.	9	JOHNSON, Julius at Fordham (01/03/18)
	9	SHEROD, Nick at Boston College (12/23/17)
3-Pt FG Pct (min 5 made)	.714 (5-7)	JOHNSON, Julius vs Dayton (01/09/18)
Free Throws Made	10	SHEROD, Nick vs MASON (02/03/18)
Free Throw Att.	11	SHEROD, Nick vs MASON (02/03/18)
	11	BUCKINGHAM, De'Monte vs GEORGETOWN (11/25/17)
FT Pct (min 3 made)	1.000 (9-9)	BUCKINGHAM, De'Monte vs BUCKNELL (12/19/17)
	1.000 (6-6)	GILYARD, Jacob vs BUCKNELL (12/19/17)
	1.000 (4-4)	GOLDEN, Grant at Rhode Island (2/13/18)
	1.000 (4-4)	CAYO, Nathan vs MASON (02/03/18)
	1.000 (4-4)	GOLDEN, Grant vs Davidson (12/30/17)
	1.000 (4-4)	SHEROD, Nick vs Davidson (12/30/17)
	1.000 (4-4)	BUCKINGHAM, De'Monte vs VERMONT (11/29/17)
	1.000 (4-4)	GILYARD, Jacob vs Cincinnati (11/21/17)
	1.000 (4-4)	GILYARD, Jacob vs Jacksonville State (11/13/17)
	1.000 (3-3)	FORE, Khwan at St. Bonaventure (02/10/18)
	1.000 (3-3)	FORE, Khwan vs GW (1/13/18)
	1.000 (3-3)	BUCKINGHAM, De'Monte vs Dayton (01/09/18)
	1.000 (3-3)	GILYARD, Jacob at Boston College (12/23/17)
	1.000 (3-3)	JOHNSON, Julius vs JMU (12/10/17)
	1.000 (3-3)	GILYARD, Jacob vs DELAWARE (11/10/17)
Rebounds	16	BUCKINGHAM, De'Monte at Fordham (01/03/18)
Assists	8	GILYARD, Jacob at VCU (1/17/18)
	8	BUCKINGHAM, De'Monte vs Louisiana (11/22/17)
Steals	6	GILYARD, Jacob vs LAS (01/20/18)
	6	GILYARD, Jacob vs Dayton (01/09/18)
Blocked Shots	3	GOLDEN, Grant at Saint Louis (01/06/18)
	3	GOLDEN, Grant vs UAB (11/20/17)
Turnovers	8	GOLDEN, Grant at Rhode Island (2/13/18)
Fouls	5	BUCKINGHAM, De'Monte at Boston College (12/23/17)
	5	GOLDEN, Grant at ODU (12/6/17)
	5	BUCKINGHAM, De'Monte vs VERMONT (11/29/17)
	5	FORE, Khwan vs Louisiana (11/22/17)
	5	STANSBURY, Solly vs Louisiana (11/22/17)
Minutes	42	GILYARD, Jacob at Duquesne (01/24/18)
	42	FORE, Khwan at Duquesne (01/24/18)
	41	GOLDEN, Grant at Duquesne (01/24/18)
	40	BUCKINGHAM, De'Monte at Duquesne (01/24/18)
	39	GILYARD, Jacob vs MASON (02/03/18)
	39	GILYARD, Jacob vs LAS (01/20/18)



2017-18 SPIDER MEN'S BASKETBALL | RICHMONDSPIDERS.COM | @SPIDERMBB | #ONERICHMOND

2017-18 BOX SCORES

Official Basketball Box Score -- Game Totals -- Final Statistics
Louisiana vs RICHMOND
11/22/17 5 p.m. at Cayman Islands Classic

Louisiana 82 • 5-1

#	Player	Total		3-Ptr		Rebounds			PF	TP	A To Blk Stl					Min
		FG-FGA	FG-FGA	FT-FTA	Off Def Tot	PF	TP	A To Blk Stl								
01	Marquetti, Malik	f	3-5	1-1	2-3	0 2 2	3	9	1	1	0	2	31			
23	Gant, JaKeenan	f	6-9	0-1	4-4	3 2 5	1	16	0	1	3	0	28			
32	Washington, Bryce	f	2-4	0-0	0-4	0 13 13	2	4	3	3	0	2	33			
04	Bartley, Frank	g	6-16	2-8	9-9	0 0 0	2	23	4	4	1	6	36			
35	Stroman, Marcus	g	4-7	1-2	6-7	2 2 4	3	15	6	5	1	1	36			
00	Russell, Cedric		0-2	0-1	0-0	0 0 0	0	0	0	1	0	0	14			
03	Miller, Justin		6-8	0-0	3-4	3 1 4	1	15	1	3	0	2	18			
15	Hardy, P.J.		0-2	0-2	0-0	0 1 1	1	0	0	2	0	0	4			
33	Stalcup, Larenz		0-0	0-0	0-0	0 0 0	0	0	1	0	0	0	0			
Team					1 0 1											
Totals			27-53	4-15	24-31	9 21 30	13	82	16	20	5	13	200			

FG % 1st Half: 11-27 40.7% 2nd half: 16-26 61.5% Game: 27-53 50.9% Deadball Rebound 3
 3FG % 1st Half: 2-9 22.2% 2nd half: 2-6 33.3% Game: 4-15 26.7%
 FT % 1st Half: 6-10 60.0% 2nd half: 18-21 85.7% Game: 24-31 77.4%

RICHMOND 76 • 1-4

#	Player	Total		3-Ptr		Rebounds			PF	TP	A To Blk Stl					Min
		FG-FGA	FG-FGA	FT-FTA	Off Def Tot	PF	TP	A To Blk Stl								
13	STANSBURY, Solly	f	2-6	1-2	3-4	1 0 1	5	8	1	2	0	1	25			
33	GOLDEN, Grant	f	10-14	2-2	2-3	0 7 7	1	24	3	3	2	1	36			
00	GILYARD, Jacob	g	4-9	0-1	2-2	0 2 2	0	10	5	3	0	4	34			
05	SHEROD, Nick	g	4-9	1-4	0-0	2 2 4	1	9	1	3	0	1	24			
11	BUCKINGHAM, De'Mont	g	5-12	1-3	0-0	2 7 9	2	11	8	3	0	1	33			
01	KIRBY, Joe		0-0	0-0	0-0	0 0 0	2	0	0	0	0	0	2			
02	FORE, Khwan		4-8	0-0	1-2	1 1 2	5	9	1	2	0	1	21			
04	CAYO, Nathan		0-1	0-1	0-0	1 0 1	4	0	0	1	0	1	10			
32	JOHNSON, Julius		2-3	0-1	1-1	0 1 1	2	5	0	1	0	1	12			
44	FRIENDSHUH, Paul		0-0	0-0	0-0	0 0 0	1	0	0	1	0	0	3			
Team					4 1 5											
Totals			31-62	5-14	9-12	11 21 32	23	76	19	21	2	11	200			

FG % 1st Half: 15-29 51.7% 2nd half: 16-33 48.5% Game: 31-62 50.0% Deadball Rebound 2
 3FG % 1st Half: 0-3 0.0% 2nd half: 5-11 45.5% Game: 5-14 35.7%
 FT % 1st Half: 4-5 80.0% 2nd half: 5-7 71.4% Game: 9-12 75.0%

Officials: Doug Shows, Kipp Kissinger, Rob Kuenenan
 Technical fouls: Louisiana-None. RICHMOND-TEAM.
 Attendance: 850

Score by periods	1st	2nd	Total
Louisiana	30	52	82
RICHMOND	34	42	76

	In	Off	2nd	Fast	Bench
Points LA	38	26	16	8	15
RICHMO	42	22	12	19	14

Last FG - LA 2nd-00:52, RICHMOND 2nd-00:00.
 Largest lead - LA by 10 2nd-00:26, RICHMOND by 9 2nd-17:51.
 LA led for 17:38. RICHMOND led for 20:06. Game was tied for 02:16.

Score tied - 6 times.
 Lead changed - 6 times.

Official Basketball Box Score -- Game Totals -- Final Statistics
GEORGETOWN vs RICHMOND
11/25/17 6:00 PM at ROBINS CENTER

GEORGETOWN 82 • 4-0

#	Player	Total		3-Ptr		Rebounds			PF	TP	A To Blk Stl					Min
		FG-FGA	FG-FGA	FT-FTA	Off Def Tot	PF	TP	A To Blk Stl								
01	PICKETT, Jamorko	f	3-8	1-4	5-5	1 6 7	2	12	3	3	0	1	30			
24	DERRICKSON, Marcus	f	4-10	1-3	7-7	2 7 9	1	16	1	4	1	0	31			
15	GOVAN, Jessie	c	6-10	1-2	1-1	3 3 6	3	14	2	3	0	0	34			
02	MULMORE, Jonathan	g	5-7	2-2	3-4	1 1 2	1	15	8	1	0	1	34			
32	JOHNSON, Kaleb	g	4-4	2-2	1-2	0 3 3	2	11	0	2	0	2	35			
00	BLAIR, Jahvon		2-6	2-4	1-2	0 1 1	1	7	0	2	0	1	14			
04	MOSELY, Jagan		1-2	1-1	4-5	1 5 6	4	7	1	1	1	0	16			
05	WALKER, Antwan		0-0	0-0	0-0	1 0 1	1	0	0	1	0	0	5			
13	DICKERSON, Trey		0-0	0-0	0-0	0 0 0	0	0	0	1	0	0	1			
Team					0 0 0											
Totals			25-47	10-18	22-26	9 26 35	15	82	15	18	2	5	200			

FG % 1st Half: 13-25 52.0% 2nd half: 12-22 54.5% Game: 25-47 53.2% Deadball Rebounds 0
 3FG % 1st Half: 5-11 45.5% 2nd half: 5-7 71.4% Game: 10-18 55.6%
 FT % 1st Half: 9-12 75.0% 2nd half: 13-14 92.9% Game: 22-26 84.6%

RICHMOND 76 • 1-5

#	Player	Total		3-Ptr		Rebounds			PF	TP	A To Blk Stl					Min
		FG-FGA	FG-FGA	FT-FTA	Off Def Tot	PF	TP	A To Blk Stl								
13	STANSBURY, Solly	f	0-7	0-4	0-0	1 0 1	1	0	1	1	0	2	17			
33	GOLDEN, Grant	f	10-15	4-8	0-0	2 8 10	3	24	1	1	1	1	35			
00	GILYARD, Jacob	g	0-3	0-1	0-0	1 0 1	3	0	1	2	0	4	32			
05	SHEROD, Nick	g	3-8	1-4	2-2	2 1 3	2	9	1	1	0	1	25			
11	BUCKINGHAM, De'Mont	g	9-12	1-3	9-11	3 3 6	1	28	3	2	2	0	33			
01	KIRBY, Joe		0-1	0-1	0-0	0 0 0	0	1	0	0	0	0	5			
02	FORE, Khwan		6-12	0-1	0-2	0 2 2	3	12	3	1	0	0	28			
04	CAYO, Nathan		0-0	0-0	0-0	0 0 0	0	0	0	0	0	0	2			
25	MADRID-ANDREWS, J		0-1	0-1	0-0	1 1 2	2	0	0	0	0	0	5			
32	JOHNSON, Julius		1-4	1-4	0-0	0 1 1	2	3	2	0	0	1	18			
Team					0 1 1											
Totals			29-63	7-27	11-15	10 17 27	18	76	12	8	3	9	200			

FG % 1st Half: 16-31 51.6% 2nd half: 13-32 40.6% Game: 29-63 46.0% Deadball Rebounds 2
 3FG % 1st Half: 5-16 31.3% 2nd half: 2-11 18.2% Game: 7-27 25.9%
 FT % 1st Half: 2-4 50.0% 2nd half: 9-11 81.8% Game: 11-15 73.3%

Officials: MICHAEL ROBERTS, RON GROOVER, LAMAR SIMPSON
 Technical fouls: GEORGETOWN-None. RICHMOND-None.
 Attendance: 7201

Score by periods	1st	2nd	Total
GEORGETOWN	40	42	82
RICHMOND	39	37	76

	In	Off	2nd	Fast	Bench
Points GU	28	6	10	4	14
RICHMO	36	25	10	2	15

Last FG - GU 2nd-01:27, RICHMOND 2nd-01:57.
 Largest lead - GU by 7 2nd-04:19, RICHMOND by 7 1st-06:38.
 GU led for 27:03. RICHMOND led for 12:03. Game was tied for 00:54.

Score tied - 3 times.
 Lead changed - 8 times.

Official Basketball Box Score -- Game Totals -- Final Statistics
VERMONT vs RICHMOND
11/29/17 7:00 pm at Richmond, Va. (Robins Center)

VERMONT 71 • 6-1

#	Player	Total		3-Ptr		Rebounds			PF	TP	A To Blk Stl					Min
		FG-FGA	FG-FGA	FT-FTA	Off Def Tot	PF	TP	A To Blk Stl								
03	Lamb, Anthony	f	5-9	0-0	4-5	0 6 6	2	14	1	3	2	0	31			
35	Henson, Payton	f	3-7	0-1	1-1	0 8 8	1	7	2	1	1	0	31			
02	Bell-Haynes, Trae	g	3-6	0-2	4-6	1 3 4	3	10	6	6	0	1	33			
20	Duncan, Ernie	g	7-11	5-8	2-2	0 5 5	1	21	4	0	0	0	33			
01	Duncan, Everett	g	3-6	2-5	0-0	1 2 3	1	8	0	0	0	0	29			
01	Smith, Stef		2-4	0-2	0-0	0 1 1	0	4	0	1	0	0	5			
01	Nash, Skyler		0-2	0-1	0-0	0 1 1	0	0	2	0	0	0	11			
14	Ward, Cam		1-2	1-2	0-0	0 2 2	1	3	1	3	0	0	9			
25	Urhuhart, Drew		2-2	0-0	0-2	1 3 4	2	4	2	0	0	0	18			
Team					0 1 1											
Totals			26-49	8-21	11-16	3 32 35	11	71	18	14	3	1	200			

FG % 1st Half: 13-24 54.2% 2nd half: 13-25 52.0% Game: 26-49 53.1% Deadball Rebound 1
 3FG % 1st Half: 2-7 28.6% 2nd half: 6-14 42.9% Game: 8-21 38.1%
 FT % 1st Half: 4-8 50.0% 2nd half: 7-8 87.5% Game: 11-16 68.8%

RICHMOND 65 • 1-6

#	Player		Total			3-Ptr			Rebounds			PF	TP	A TO Blk Stl				Min
			FG-FA	FG-FA	FT-FTA	Off	Def	Tot	A	TO	Blk			Stl				
33	GOLDEN, Grant	f	6-13	0-1	1-2	1	5	6	3	13	4	3	0	0	37			
00	GILYARD, Jacob	g	5-11	3-7	0-0	0	3	3	0	13	3	0	0	3	39			
02	FORE, Khwan	g	4-13	0-2	3-6	0	7	7	1	11	4	1	0	1	36			
05	SHEROD, Nick	g	5-9	4-6	0-2	0	4	4	3	14	0	0	0	1	35			
11	BUCKINGHAM, De'Mont	g	3-9	2-5	4-4	1	3	4	5	12	1	4	0	0	27			
01	KIRBY, Joe		0-1	0-1	0-0	0	0	0	0	0	0	0	0	1	3			
04	CAYO, Nathan		1-2	0-1	0-0	1	0	1	2	2	0	0	0	0	3			
13	STANSBURY, Solly		0-0	0-0	0-0	0	1	1	2	0	0	0	0	0	5			
25	MAJID-ANDREWS, J		0-0	0-0	0-0	0	0	0	1	0	0	0	1	0	3			
32	ADHURSON, Julius		0-0	0-0	0-0	0	1	1	1	0	1	0	0	1	12			
	Team					2	0	2										
	Totals		24-58	9-23	8-14	5	24	29	18	65	13	8	1	7	200			

2017-18 BOX SCORES

Official Basketball Box Score -- Game Totals -- Final Statistics
RICHMOND vs ODU
12/6/17 7:00 PM at Norfolk, Va.**RICHMOND 60 • 1-8**

#	Player	Total		3-Ptr		Rebounds		PF	TP	A	TO	Blk	Stl	Min
		FG-FGA	FG-FGA	FT-FTA	Off Def Tot	Off Def Tot	Off Def Tot							
33	GOLDEN, Grant	5-12	1-3	1-4	1 3 4	5 12	2 5 1	0	27					
00	GILYARD, Jacob	1-4	1-3	0-0	0 1 1	1 3	6 0 0	3	34					
02	FORE, Khwan	2-7	1-2	2-3	3 2 5	2 7	4 2 0	0	30					
05	SHEROD, Nick	2-8	1-2	2-2	1 3 4	1 7	0 1 1	1	28					
11	BUCKINGHAM, De'Mont	4-13	3-7	0-0	1 5 6	2 11	4 4 1	1	32					
04	CAYO, Nathan	0-0	0-0	0-0	0 0 0	2 0	1 0 0	1	8					
13	STANSBURY, Solly	6-11	0-3	0-0	1 3 4	1 12	2 2 0	2	17					
25	MADRID-ANDREWS, J	0-0	0-0	0-0	0 0 0	0 0	0 0 0	0	2					
32	JOHNSON, Julius	2-4	2-3	0-0	2 1 3	0 6	0 1 0	1	19					
44	FRIENDSHUH, Paul	1-1	0-0	0-1	0 0 0	2 2	0 0 0	0	3					
Team					3 2 5		1							
Totals		23-60	9-23	5-10	12 20 32	16 60	19 16 2	9	200					

FG % 1st Half: 12-28 42.9% 2nd half: 11-32 34.4% Game: 23-60 38.3%
 3FG % 1st Half: 5-13 38.5% 2nd half: 4-10 40.0% Game: 9-23 39.1%
 FT % 1st Half: 4-8 50.0% 2nd half: 1-2 50.0% Game: 5-10 50.0%

ODU 79 • 6-3

#	Player	Total		3-Ptr		Rebounds		PF	TP	A	TO	Blk	Stl	Min
		FG-FGA	FG-FGA	FT-FTA	Off Def Tot	Off Def Tot	Off Def Tot							
15	PORTER, Trey	6-10	0-0	0-0	2 1 3	3 12	1 0 6	0	24					
25	STITH, Brandon	5-5	0-0	1-1	2 3 5	2 11	2 1 2	0	26					
03	STITH, B.J.	6-10	4-6	5-7	0 10 10	2 21	4 5 0	0	35					
04	CAVER, Ahmad	6-14	1-5	1-1	2 4 6	1 14	12 3 0	2	38					
12	HAYNES, Randy	4-7	3-5	1-2	0 2 2	3 12	3 3 0	0	25					
00	GOLDWIN, Marquis	0-0	0-0	0-0	0 0 0	0 0	0 0 0	0	2					
10	GREEN, Xavier	0-7	0-4	0-0	0 2 2	0 0	2 1 0	0	23					
11	HUEITT JR., Michael	0-0	0-0	0-0	1 3 4	1 0	0 1 0	0	7					
13	CARVER, Aaron	2-4	0-0	0-0	1 1 2	1 4	0 1 0	1	16					
21	PILEVIOS, Alfis	0-0	0-0	0-0	0 0 0	0 0	0 1 0	0	1					
22	PINCKNEY, Keith	1-1	1-1	2-2	0 0 0	0 5	0 0 0	0	2					
23	VASSOR, Stephen	0-0	0-0	0-0	0 0 0	0 0	0 1 0	0	1					
Team					2 1 3									
Totals		30-58	9-21	10-13	10 27 37	13 79	25 16 8	4	200					

FG % 1st Half: 12-28 42.9% 2nd half: 18-30 60.0% Game: 30-58 51.7%
 3FG % 1st Half: 3-10 30.0% 2nd half: 6-11 54.5% Game: 9-21 42.9%
 FT % 1st Half: 4-5 80.0% 2nd half: 6-8 75.0% Game: 10-13 76.9%

Officials: Doug Simmons, Bert Smith, Alfred Smith
 Technical fouls: RICHMOND-TEAM. ODU-None.
 Attendance: 5390

Score by periods	1st	2nd	Total
RICHMOND	33	27	60
ODU	31	48	79

Points	In	Off	2nd	Fast	Bench
RICHMOND	28	22	6	12	9
ODU	38	20	11	12	11

Last FG - RICHMOND 2nd-00:19, ODU 2nd-00:26.
 Largest lead - RICHMOND by 5 1st-02:05, ODU by 22 2nd-01:02.
 RICHMOND led for 04:59. ODU led for 28:34. Game was tied for 06:27.

Score tied - 7 times.
 Lead changed - 6 times.

Official Basketball Box Score -- Game Totals -- Final Statistics
JMU vs RICHMOND
12/10/17 2:00 PM at ROBINS CENTER**JMU 71 • 3-8**

#	Player	Total		3-Ptr		Rebounds		PF	TP	A	TO	Blk	Stl	Min
		FG-FGA	FG-FGA	FT-FTA	Off Def Tot	Off Def Tot	Off Def Tot							
03	Mosley, Stuckey	9-14	5-9	2-2	0 4 4	4 25	0 2 0	0	27					
04	McLean, Joey	4-8	1-2	0-0	0 2 2	2 9	3 0 0	0	34					
05	Banks, Darius	5-10	2-5	1-2	0 1 1	1 13	2 3 0	1	33					
12	Phillips, DeVelle	5-13	0-0	1-4	6 11 17	1 11	1 1 3	0	35					
23	Snowden, Ramone	1-2	0-0	0-0	2 5 7	4 2	6 5 0	1	31					
01	Lewis, Matt	1-5	1-4	0-0	2 2 2	0 3	2 1 1	0	18					
10	Jones, Greg	3-4	0-1	0-0	1 5 6	0 6	0 3 0	0	17					
11	Jacobs, Zach	1-1	0-0	0-0	0 3 3	2 2	0 0 0	0	5					
Team					0 0 0									
Totals		29-57	9-21	4-8	9 33 42	14 71	14 15 4	2	200					

FG % 1st Half: 12-30 40.0% 2nd half: 17-27 63.0% Game: 29-57 50.9%
 3FG % 1st Half: 3-11 27.3% 2nd half: 6-10 60.0% Game: 9-21 42.9%
 FT % 1st Half: 1-1 100.0 2nd half: 3-7 42.9% Game: 4-8 50.0%

RICHMOND 74 • 2-8

#	Player	Total		3-Ptr		Rebounds		PF	TP	A	TO	Blk	Stl	Min
		FG-FGA	FG-FGA	FT-FTA	Off Def Tot	Off Def Tot	Off Def Tot							
00	GILYARD, Jacob	9-16	5-8	0-0	0 3 3	0 23	2 0 0	3	39					
02	FORE, Khwan	5-10	0-0	4-8	1 0 1	1 14	2 2 0	0	31					
05	SHEROD, Nick	3-7	2-4	0-0	0 4 4	1 8	2 1 0	1	27					
11	BUCKINGHAM, De'Mont	3-12	0-6	0-2	1 6 7	4 6	1 0 0	1	32					
33	GOLDEN, Grant	5-10	2-4	0-0	2 2 4	2 12	5 1 1	3	34					
04	CAYO, Nathan	0-0	0-0	0-0	0 1 1	1 0	0 0 0	0	4					
13	STANSBURY, Solly	0-1	0-1	0-1	1 2 3	1 0	0 0 0	0	10					
25	MADRID-ANDREWS, J	0-0	0-0	0-0	0 0 0	0 0	0 0 0	0	2					
32	JOHNSON, Julius	3-6	2-5	3-3	1 4 5	2 11	1 0 0	3	20					
44	FRIENDSHUH, Paul	0-0	0-0	0-0	0 0 0	1 0	0 0 0	0	1					
Team					0 0 0									
Totals		28-62	11-28	7-14	6 22 28	13 74	13 4 1	11	200					

FG % 1st Half: 11-34 32.4% 2nd half: 17-28 60.7% Game: 28-62 45.2%
 3FG % 1st Half: 4-15 26.7% 2nd half: 7-13 53.8% Game: 11-28 39.3%
 FT % 1st Half: 2-8 25.0% 2nd half: 5-6 83.3% Game: 7-14 50.0%

Officials: TREY STYONS, MATT OBIAS, BILL COVINGTON, JR.
 Technical fouls: JMU-None. RICHMOND-None.
 Attendance: 6524

Score by periods	1st	2nd	Total
JMU	28	43	71
RICHMOND	28	46	74

Points	In	Off	2nd	Fast	Bench
JMU	38	26	7	14	11
RICHMOND	26	9	14	8	11

Last FG - JMU 2nd-00:41, RICHMOND 2nd-00:01.
 Largest lead - JMU by 6 2nd-11:40, RICHMOND by 6 1st-10:26.
 JMU led for 19:35. RICHMOND led for 10:52. Game was tied for 09:33.

Score tied - 12 times.
 Lead changed - 11 times.

Official Basketball Box Score -- Game Totals -- Final Statistics
BUCKNELL vs RICHMOND
12/19/17 7:00 pm at Richmond, Va. (Robins Center)**BUCKNELL 86 • 5-7**

#	Player	Total		3-Ptr		Rebounds		PF	TP	A	TO	Blk	Stl	Min
		FG-FGA	FG-FGA	FT-FTA	Off Def Tot	Off Def Tot	Off Def Tot							
13	Moore, Bruce	0-2	0-1	0-0	0 0 0	3 0	0 0 0	0	7					
23	Thomas, Zach	9-13	3-3	6-8	1 3 4	1 27	2 3 0	0	33					
00	Foulland, Nana	6-13	0-0	1-4	2 8 10	2 13	3 4 2	2	32					
02	Brown, Stephen	2-7	1-4	7-8	0 5 5	3 12	6 2 0	1	31					
03	Sotos, Jimmy	4-9	0-0	2-2	1 3 4	1 6	1 1 1	0	28					
04	Sestina, Nate	4-8	1-1	1-1	3 4 7	1 10	2 0 0	1	16					
12	Meeks, John	4-5	1-2	0-0	0 0 0	1 9	1 0 0	0	7					
14	Robertson, Ben	0-1	0-0	0-0	1 0 1	0 0	0 0 0	0	3					
15	Jones, Nate	1-5	1-5	0-0	1 3 4	2 3	0 1 0	0	30					
22	O'Reilly, Matt	2-3	2-3	0-0	0 0 0	0 6	0 0 0	2	13					
Team					1 0 1									
Totals		30-61	9-20	17-23	10 26 36	14 86	15 11 3	6	200					

FG % 1st Half: 14-34 41.2% 2nd half: 16-27 59.3% Game: 30-61 49.2%
 3FG % 1st Half: 4-11 36.4% 2nd half: 5-9 55.6% Game: 9-20 45.0%
 FT % 1st Half: 4-4 100.0 2nd half: 13-19 68.4% Game: 17-23 73.9%

RICHMOND 78 • 2-9

#	Player	Total		3-Ptr		Rebounds			PF	TP	A	TO	Blk	Stl	Min
		FG-FGA	FG-FGA	FT-FTA	Off	Def	Tot								
33	GOLDEN, Grant	f	5-10	0-3	4-5	0	8	8	3	14	4	2	2	1	30
00	GILYARD, Jacob		4-9	1-4	6-6	1	0	1	2	15	4	2	0	2	33
02	FORE, Khwan	g	5-12	0-1	0-0	1	3	4	2	10	2	2	0	0	33
05	SHEROD, Nick	g	4-9	2-5	1-1	0	3	3	3	11	1	0	0	0	25
11	BUCKINGHAM, De'Mont	g	6-16	1-4	9-9	4	4	8	3	22	5	2	2	2	35
01	KIRBY, Joe		0-0	0-0	0-0	0	0	0	0	0	0	0	0	0	3
04	CAYO, Nathan		2-2	0-0	0-0	1	3	4	2	4	0	1	0	1	18
13	STANSBURY, Solly		0-1	0-0	0-0	0	0	0	0	0	0	0	0	0	2
25	MADRID-ANDREWS, J		0-0	0-0	0-0	0	0	0	0	0	0	0	0	0	1
30	ODDO, Keith		0-0	0-0	0-0	0	0	0	0	0	0	0	0	0	1
32	JOHNSON, Julius		0-0	0-0	1-2	1	3	4	3	1	0	1	0	0	14
44	FRIENDSHUH, Paul		0-0	0-0	1-2	0	1	1	1	1	0	0	0	0	5
	Team					0	0	0				1			
	Totals		26-59	4-17	22-25	8	25	33	19	78	16	11	4	6	200

2017-18 BOX SCORES

Official Basketball Box Score -- Game Totals -- Final Statistics
Davidson vs RICHMOND
 12/30/17 4:30 p.m. at Richmond, Va. (Robins Center)

Davidson 58 • 5-7 (0-1)

#	Player	Total		3-Ptr		Rebounds			PF	TP	A	TO	Blk	Stl	Min
		FG-FGA	FG-FGA	FT-FTA	FT-FTA	Off	Def	Tot							
15	MICHELSEN, Oskar	f	1-2	1-2	0-0	2	8	10	4	3	0	0	1	0	26
23	ALDRIDGE, Peyton	f	4-15	0-5	5-6	1	8	9	0	13	3	2	1	0	40
03	GUDMUNDSSON, Jon A	g	2-10	1-5	2-2	0	5	5	2	7	1	2	0	0	40
20	PRITCHETT, KiShawn	g	1-5	0-4	0-0	1	1	2	3	2	3	1	0	0	23
31	GRADY, Kellan	g	9-17	4-7	3-4	0	1	1	4	25	1	0	0	0	35
02	WATKINS, Jordan		2-2	1-1	0-0	0	2	2	1	5	0	1	0	1	11
22	MAGARITY, Will		1-3	1-2	0-0	0	1	1	3	3	0	1	0	0	9
32	REIGEL, Rusty		0-1	0-1	0-0	1	0	1	1	0	2	1	0	0	16
Team						0	0	0							
Totals			20-55	8-27	10-12	5	26	31	18	58	10	8	2	1	200

FG % 1st Half: 11-27 40.7% 2nd half: 9-28 32.1% Game: 20-55 36.4%
 3FG % 1st Half: 5-13 38.5% 2nd half: 3-14 21.4% Game: 8-27 29.6%
 FT % 1st Half: 2-2 100.0 2nd half: 8-10 80.0% Game: 10-12 83.3%

Deadball
Rebounds
0

RICHMOND 69 • 3-10 (1-0)

#	Player	Total		3-Ptr		Rebounds			PF	TP	A	TO	Blk	Stl	Min
		FG-FGA	FG-FGA	FT-FTA	FT-FTA	Off	Def	Tot							
33	GOLDEN, Grant	f	4-11	0-2	4-4	1	9	10	3	12	1	1	1	0	29
00	GILYARD, Jacob	g	1-6	0-3	5-6	1	4	5	2	7	2	0	0	1	37
02	FORE, Khwan	g	4-6	0-1	4-6	0	1	1	2	12	2	2	0	1	34
05	SHEROD, Nick	g	7-10	4-6	4-4	0	9	9	3	22	1	1	0	1	33
11	BUCKINGHAM, De'Mont	g	4-10	1-4	3-6	1	5	6	1	12	0	2	0	0	30
01	KIRBY, Joe		0-1	0-1	0-0	0	0	0	0	0	0	0	0	0	2
04	CAYO, Nathan		0-1	0-0	1-2	0	2	2	2	1	0	1	1	0	12
13	STANSBURY, Solly		0-0	0-0	0-0	0	1	1	1	0	0	0	0	0	9
32	JOHNSON, Julius		1-2	1-2	0-0	0	1	1	1	3	0	0	0	0	14
Team						0	0	0							
Totals			21-47	6-19	21-28	3	32	35	15	69	6	7	2	3	200

FG % 1st Half: 9-25 36.0% 2nd half: 12-22 54.5% Game: 21-47 44.7%
 3FG % 1st Half: 3-12 25.0% 2nd half: 3-7 42.9% Game: 6-19 31.6%
 FT % 1st Half: 4-7 57.1% 2nd half: 17-21 81.0% Game: 21-28 75.0%

Deadball
Rebounds
4

Officials: Mark Schnur, Scott Arbogast, Rick Crawford
 Technical fouls: Davidson-None. RICHMOND-None.
 Attendance: 6560

Score by periods	1st	2nd	Total
Davidson	29	29	58
RICHMOND	25	44	69

Points	In	Off	2nd	Fast	Bench
DAV	20	9	3	0	8
RICHMO	28	7	6	0	4

Last FG - DAV 2nd-00:12, RICHMOND 2nd-02:52.
 Largest lead - DAV by 5 1st-18:34, RICHMOND by 14 2nd-00:44.
 DAV led for 17:14. RICHMOND led for 16:35. Game was tied for 06:10.

Score tied - 5 times.
 Lead changed - 5 times.

Official Basketball Box Score -- Game Totals -- Final Statistics
RICHMOND vs Fordham
 01/03/18 7:00 PM at Bronx, N.Y. - Rose Hill Gym

RICHMOND 65 • 3-11, 1-1 A10

#	Player	Total		3-Ptr		Rebounds			PF	TP	A	TO	Blk	Stl	Min
		FG-FGA	FG-FGA	FT-FTA	FT-FTA	Off	Def	Tot							
33	GOLDEN, Grant	f	2-4	0-0	2-2	0	2	2	0	6	2	3	0	0	22
00	GILYARD, Jacob	g	3-11	1-7	0-0	1	3	4	4	7	4	1	0	3	39
02	FORE, Khwan	g	3-6	0-1	2-6	0	3	3	1	8	3	3	0	1	33
05	SHEROD, Nick	g	2-8	1-5	2-2	1	3	4	1	7	2	1	0	0	31
11	BUCKINGHAM, De'Mont	g	4-5	1-1	1-4	5	11	16	4	10	2	4	1	1	31
01	KIRBY, Joe		0-1	0-0	0-0	0	1	1	0	0	0	0	0	0	2
04	CAYO, Nathan		4-8	0-2	2-5	1	4	5	3	10	2	0	1	1	32
13	STANSBURY, Solly		2-2	1-1	0-0	0	0	0	2	5	1	1	0	1	9
32	JOHNSON, Julius		4-9	4-9	0-0	0	0	0	1	12	2	2	0	0	26
Team						2	1	3							
Totals			24-54	8-26	9-19	10	28	38	16	65	18	16	2	7	225

FG % 1st Half: 14-23 60.9% 2nd half: 10-26 38.5% OT: 0-5 0.0% Game: 24-54 44.4%
 3FG % 1st Half: 4-9 44.4% 2nd half: 4-13 30.8% OT: 0-4 0.0% Game: 8-26 30.8%
 FT % 1st Half: 1-2 50.0% 2nd half: 3-9 33.3% OT: 5-8 62.5% Game: 9-19 47.4%

Deadball
Rebounds
3

Fordham 69 • 6-8, 1-1 A10

#	Player	Total		3-Ptr		Rebounds			PF	TP	A	TO	Blk	Stl	Min
		FG-FGA	FG-FGA	FT-FTA	FT-FTA	Off	Def	Tot							
24	SLANINA, Prokop	f	4-10	0-1	0-0	1	2	3	5	8	1	4	0	2	34
00	TAVARES, Will	g	5-13	0-4	0-0	2	3	5	0	10	1	2	1	1	38
12	CHARTOUNY, Joseph	g	8-16	2-5	8-10	1	11	12	3	26	3	1	2	5	44
20	RAUT, Ivan	g	4-7	2-5	2-2	1	5	6	2	12	3	1	0	0	29
23	HICKS, Perris	g	2-4	1-2	1-1	0	1	1	3	6	5	2	0	2	37
15	HAVSA, Cavit		1-2	0-1	0-0	0	1	1	0	2	1	0	0	2	17
33	PEKAREK, David		2-8	0-3	1-1	1	3	4	3	5	0	0	0	1	26
Team						1	1	2							
Totals			26-60	5-21	12-14	7	27	34	16	69	14	10	3	13	225

FG % 1st Half: 13-27 48.1% 2nd half: 10-27 37.0% OT: 3-6 50.0% Game: 26-60 43.3%
 3FG % 1st Half: 2-9 22.2% 2nd half: 2-9 22.2% OT: 1-3 33.3% Game: 5-21 23.8%
 FT % 1st Half: 7-9 77.8% 2nd half: 3-3 100.0 OT: 2-2 100.0 Game: 12-14 85.7%

Deadball
Rebounds
1

Officials: D.J. Carstensen, Brooks Wells, Trey Styons
 Technical fouls: RICHMOND-None. Fordham-None.
 Attendance: 1106
 Joseph Chartouny career-highs for scoring and rebounds

Score by periods	1st	2nd	OT	Total
RICHMOND	33	27	5	65
Fordham	35	25	9	69

Points	In	Off	2nd	Fast	Bench
RICHMO	24	17	10	2	27
FOR	24	14	8	10	7

Last FG - RICHMOND 2nd-00:21, FOR OT-01:22.
 Largest lead - RICHMOND by 5 1st-17:29, FOR by 7 2nd-13:38.
 RICHMOND led for 10:26. FOR led for 30:02. Game was tied for 04:32.

Score tied - 7 times.
 Lead changed - 7 times.

Official Basketball Box Score -- Game Totals -- Final Statistics
RICHMOND vs Saint Louis
 01/06/18 7 p.m. at St. Louis, Mo. (Chaifetz Arena)

RICHMOND 62 • 3-12, 1-2 A-10

#	Player	Total		3-Ptr		Rebounds			PF	TP	A	TO	Blk	Stl	Min
		FG-FGA	FG-FGA	FT-FTA	FT-FTA	Off	Def	Tot							
33	GOLDEN, Grant	f	8-15	1-3	7-10	2	6	8	4	24	1	0	3	0	33
00	GILYARD, Jacob	g	3-8	2-5	5-6	1	1	2	3	13	5	3	0	1	36
02	FORE, Khwan	g	5-10	1-1	0-3	0	1	1	2	11	3	4	1	0	33
05	SHEROD, Nick	g	1-4	0-3	1-1	1	4	5	4	3	1	1	0	0	31
11	BUCKINGHAM, De'Mont	g	3-6	3-4	0-0	1	7	8	4	9	6	5	0	0	33
01	KIRBY, Joe		1-1	0-0	0-0	0	1	1	1	2	1	0	0	0	5
04	CAYO, Nathan		0-1	0-0	0-0	1	1	2	0	0	0	1	0	0	9
13	STANSBURY, Solly		0-0	0-0	0-0	0	1	1	1	0	1	1	0	0	10
32	JOHNSON, Julius		0-0	0-0	0-0	0	1	1	2	0	0	0	0	0	10
Team						0	0	0							
Totals			21-45	7-16	13-20	6	23	29	21	62	18	15	4	1	200

FG % 1st Half: 10-20 50.0% 2nd half: 11-25 44.0% Game: 21-45 46.7%
 3FG % 1st Half: 2-5 40.0% 2nd half: 5-11 45.5% Game: 7-16 43.8%
 FT % 1st Half: 4-7 57.1% 2nd half: 9-13 69.2% Game: 13-20 65.0%

Deadball
Rebounds
3

Saint Louis 69 • 8-8, 1-2 A-10

#	Player		Total		3-Ptr		Rebounds			PF	TP	A	TO	Blk	Stl	Min
			FG-FGA	FG-FGA	FT-FTA	Off	Def	Tot								
20	JOHNSON, Jalen	f	3-4	1-1	2-2	0	2	2	3	9	1	2	1	0	32	
22	FRENCH, Hasahn	f	6-11	0-0	2-3	5	4	9	3	14	1	2	1	0	30	
00	GOODWIN, Jordan	g	1-4	1-1	0-0	3	0	3	0	3	2	0	0	0	6	
03	BESS, Javon	g	1-10	0-0	6-6	3	6	9	2	8	7	1	1	2	39	
05	ROBY, Davell	g	3-12	2-6	7-10	0	5	5	2	15	4	3	0	0	40	
01	FOREMAN, D.J.		7-9	0-0	2-5	2	3	5	4	16	1	0	0	2	26	
24	HINES, Aaron		2-8	0-3	0-0	0	1	1	4	4	0	1	0	1	22	
25	ANTHONY, Rashed		0-0	0-0	0-0	0	0	0	1	0	0	0	0	0	5	
	Team					3	1	4	1			1				
Totals			23-58	4-11	19-26	16	22	38	20	69	16	10	3	5	200	

2017-18 BOX SCORES

Official Basketball Box Score -- Game Totals -- Final Statistics
GW vs RICHMOND
1/13/18 4:30 PM at ROBINS CENTER (Richmond, VA)

GW 68 • 8-10 (1-4)

#	Player	Total			3-Ptr			Rebounds			PF	TP	A TO Blk Stl				Min
		FG-FGA	FG-FGA	FT-FTA	FG-FGA	FG-FGA	FT-FTA	Off	Def	Tot			A	TO	Blk	Stl	
10	STEEVES, Patrick	f	9-13	1-1	4-4	0	6	6	2	23	4	1	1	0	38		
35	ZEIGLER, Bo	f	7-13	0-0	2-2	6	3	9	2	16	0	3	1	1	32		
01	NOLAN JR, Terry	g	3-10	2-7	0-0	0	1	1	3	8	3	2	1	3	34		
03	BOLDEN, Jair	g	4-11	0-2	1-3	0	4	4	3	9	4	0	0	1	37		
12	WATANABE, Yuta	g	4-12	2-6	0-0	2	4	6	1	10	0	2	1	0	40		
00	MAZZULLA, Justin	g	0-0	0-0	0-0	0	2	2	1	0	3	3	0	3	8		
11	TORO, Arnaldo	g	0-2	0-0	2-2	2	0	2	2	2	0	0	0	0	11		
Team								0	0	0							
Totals			27-61	5-16	9-11	10	20	30	14	68	14	11	4	8	200		
FG % 1st Half: 14-33 42.4% 2nd half: 13-28 46.4% Game: 27-61 44.3%																	
3FG % 1st Half: 2-7 28.6% 2nd half: 3-9 33.3% Game: 5-16 31.3%																	
FT % 1st Half: 2-2 100.0 2nd half: 7-9 77.8% Game: 9-11 81.8%																	
Deadball Rebounds 1																	

RICHMOND 78 • 4-13 (2-3)

#	Player	Total			3-Ptr			Rebounds			PF	TP	A TO Blk Stl				Min
		FG-FGA	FG-FGA	FT-FTA	FG-FGA	FG-FGA	FT-FTA	Off	Def	Tot			A	TO	Blk	Stl	
33	GOLDEN, Grant	f	10-14	0-1	4-6	0	0	0	1	24	4	2	1	1	33		
00	GILYARD, Jacob	g	7-11	3-6	2-2	0	2	2	1	19	5	3	0	2	38		
02	FORE, Khwan	g	4-9	0-1	3-3	1	3	4	1	11	3	1	0	2	32		
05	SHEROD, Nick	g	3-6	2-4	2-2	0	7	7	2	10	1	1	0	3	32		
11	BUCKINGHAM, De'Mont	g	5-8	0-1	4-5	2	6	8	2	14	4	4	1	1	32		
01	KIRBY, Joe	g	0-0	0-0	0-0	0	1	1	0	0	1	0	0	0	8		
04	CAYO, Nathan	g	0-0	0-0	0-0	0	2	2	1	0	0	0	1	0	2		
13	STANSBURY, Solly	g	0-1	0-0	0-0	0	0	0	0	0	0	1	0	0	2		
32	JOHNSON, Julius	g	0-1	0-1	0-0	0	2	2	0	0	3	0	0	1	17		
44	FRIENDSHUH, Paul	g	0-0	0-0	0-0	0	1	1	1	0	0	0	0	0	4		
Team								0	0	0							
Totals			29-50	5-14	15-18	3	24	27	9	78	21	13	3	10	200		
FG % 1st Half: 14-27 51.9% 2nd half: 15-23 65.2% Game: 29-50 58.0%																	
3FG % 1st Half: 2-7 28.6% 2nd half: 3-7 42.9% Game: 5-14 35.7%																	
FT % 1st Half: 4-7 57.1% 2nd half: 11-11 100.0 Game: 15-18 83.3%																	
Deadball Rebounds 1,1																	

Officials: Wally Rutecki, Bill McCarthy, Anthony Franklin
Technical fouls: GW-None. RICHMOND-None.
Attendance: 6727

Score by periods	1st	2nd	Total
GW	32	36	68
RICHMOND	34	44	78

Last FG - GW 2nd-00:17, RICHMOND 2nd-01:33.
Largest lead - GW by 8 1st-04:54, RICHMOND by 12 2nd-01:03.
GW led for 09:34. RICHMOND led for 25:57. Game was tied for 04:29.

Score tied - 4 times.
Lead changed - 6 times.

Official Basketball Box Score -- Game Totals -- Final Statistics
RICHMOND vs VCU
1/17/18 7 p.m. at Richmond, Va. (Siegel Center)

RICHMOND 67 • 5-13 (3-3 A-10)

#	Player	Total			3-Ptr			Rebounds			PF	TP	A TO Blk Stl				Min
		FG-FGA	FG-FGA	FT-FTA	FG-FGA	FG-FGA	FT-FTA	Off	Def	Tot			A	TO	Blk	Stl	
33	GOLDEN, Grant	f	8-13	1-3	0-0	1	5	6	3	17	2	3	1	0	33		
00	GILYARD, Jacob	g	5-9	1-3	0-0	0	4	4	2	11	8	3	0	2	37		
02	FORE, Khwan	g	3-6	1-2	1-2	0	4	4	2	8	2	1	0	1	34		
05	SHEROD, Nick	g	6-11	2-5	0-1	1	6	7	3	14	3	1	0	2	33		
11	BUCKINGHAM, De'Mont	g	5-8	1-2	1-1	1	8	9	3	12	2	3	1	0	31		
01	KIRBY, Joe	g	1-2	0-0	0-0	0	2	2	1	2	0	0	0	0	8		
04	CAYO, Nathan	g	0-0	0-0	0-0	0	0	0	0	0	0	1	0	1	4		
32	JOHNSON, Julius	g	1-4	1-2	0-0	0	2	2	1	3	0	0	0	0	13		
44	FRIENDSHUH, Paul	g	0-1	0-0	0-0	0	2	2	1	0	0	2	0	0	7		
Team								0	2	2							
Totals			29-54	7-17	2-4	5	33	38	16	67	17	14	2	6	200		
FG % 1st Half: 15-30 50.0% 2nd half: 14-24 58.3% Game: 29-54 53.7%																	
3FG % 1st Half: 4-8 50.0% 2nd half: 3-9 33.3% Game: 7-17 41.2%																	
FT % 1st Half: 0-0 0.0% 2nd half: 2-4 50.0% Game: 2-4 50.0%																	
Deadball Rebounds 1																	

VCU 52 • 11-8 (3-3 A-10)

#	Player	Total			3-Ptr			Rebounds			PF	TP	A TO Blk Stl				Min
		FG-FGA	FG-FGA	FT-FTA	FG-FGA	FG-FGA	FT-FTA	Off	Def	Tot			A	TO	Blk	Stl	
44	TILLMAN, Justin	f	6-13	0-1	0-1	2	7	9	1	12	0	0	0	0	32		
11	VANN, Issac	f	4-13	1-5	1-1	0	4	4	2	10	1	3	1	1	17		
00	JENKINS, De'Riante	g	2-9	1-7	0-0	0	2	2	0	5	1	1	0	3	33		
10	WILLIAMS, Jonathan	g	3-5	0-1	0-0	0	3	3	0	6	2	2	0	1	32		
13	CROWFIELD, Malik	g	1-6	1-4	2-2	0	1	1	2	5	2	0	0	3	29		
01	SIMMS, Mike'l	g	5-11	1-5	1-1	0	1	1	1	12	1	0	0	0	28		
05	MOBLEY, Sean	g	0-0	0-0	2-3	0	1	1	4	2	0	2	0	0	12		
14	SANTOS-SILVA, Marcus	g	0-2	0-0	0-0	1	0	1	0	0	0	0	0	0	4		
15	JACKSON, Xavier	g	0-0	0-0	0-0	0	0	0	0	0	0	0	0	0	0+		
21	LANE, Khris	g	0-0	0-0	0-0	0	0	0	0	0	0	1	0	0	1		
22	DJONKAM, Lewis	g	0-1	0-0	0-0	1	0	1	0	0	0	0	0	0	5		
25	MAYE, Tyler	g	0-1	0-0	0-0	0	2	2	0	0	0	0	0	0	7		
Totals			21-61	4-23	6-8	7	21	28	10	52	7	9	1	8	200		
FG % 1st Half: 12-34 35.3% 2nd half: 9-27 33.3% Game: 21-61 34.4%																	
3FG % 1st Half: 2-14 14.3% 2nd half: 2-9 22.2% Game: 4-23 17.4%																	
FT % 1st Half: 1-1 100.0 2nd half: 5-7 71.4% Game: 6-8 75.0%																	
Deadball Rebounds 2																	

Officials: Tim Nestor, James Breeding, Evon Burroughs
Technical fouls: RICHMOND-None. VCU-None.
Attendance: 7637

Score by periods	1st	2nd	Total
RICHMOND	34	33	67
VCU	27	25	52

Last FG - RICHMOND 2nd-04:05, VCU 2nd-00:55.
Largest lead - RICHMOND by 21 2nd-05:42, VCU None.
RICHMOND led for 38:21. VCU led for 00:00. Game was tied for 01:39.

Score tied - 1 time.
Lead changed - 0 times.

Official Basketball Box Score -- Game Totals -- Final Statistics
LAS vs RICHMOND
01/20/18 2:30 PM at Richmond, VA (Robins Center)

LAS 74 • 8-12 (2-5)

#	Player		Total		3-Ptr		Rebounds			PF	TP	A	TO	Blk	Stl	Min.
			FG-FGA	FG-FGA	FT-FTA	Off	Def	Tot								
20	JOHNSON, B.J.	f	12-21	2-3	1-2	4	4	8	3	27	0	3	0	0	35	
05	WASHINGTON, Tony	c	2-2	0-0	0-0	0	1	1	4	4	0	2	1	0	18	
00	POWELL, Pookie	g	5-13	1-3	4-5	0	6	6	1	15	4	6	1	0	37	
02	STUKES, Amar	g	0-2	0-0	0-0	1	2	3	4	0	2	2	0	3	33	
10	DEAS, Isiah	g	6-12	3-7	3-4	2	7	9	2	18	3	3	0	2	36	
03	MOULTRIE, Jamir		2-3	2-2	1-2	0	0	0	1	7	0	0	0	0	15	
04	BROOKINS, Miles		0-0	0-0	0-0	0	0	0	0	0	0	0	1	0	4	
13	PHIRI, Saul		1-4	1-3	0-0	0	3	3	2	3	1	1	0	1	22	
Team							3	0	3							
Totals			28-57	9-18	9-13	10	23	33	17	74	10	17	3	6	200	
FG % 1st Half: 16-30 53.3%			2nd half: 12-27 44.4%		Game: 28-57 49.1%									Deadball		
3FG % 1st Half: 7-12 58.3%			2nd half: 2-6 33.3%		Game: 9-18 50.0%									Rebounds		
FT % 1st Half: 2-4 50.0%			2nd half: 7-9 77.8%		Game: 9-13 69.2%									2		

2017-18 BOX SCORES

Official Basketball Box Score -- Game Totals -- Final Statistics
RICHMOND vs Rhode Island
2/13/18 8:35 PM at Kingston, RI (Ryan Center)

RICHMOND 67 • 9-16, 7-6 A-10

#	Player	Total			3-Ptr			Rebounds			PF	TP	A	TO	Blk	Stl	Min
		FG-FGA	FG-FGA	FT-FTA	FG-FGA	FG-FGA	FT-FTA	Off	Def	Tot							
33	GOLDEN, Grant	f	6-16	0-2	4-4	1	6	7	3	16	1	8	2	1	35		
00	GILYARD, Jacob	g	3-8	2-4	0-0	1	2	3	2	8	3	3	0	4	36		
02	FORE, Khwan	g	5-6	0-0	5-7	0	6	6	0	15	2	1	0	0	36		
05	SHEROD, Nick	g	7-9	3-4	4-6	0	4	4	1	21	0	2	0	0	35		
11	BUCKINGHAM, De'Monte	g	1-4	0-1	0-0	1	3	4	3	2	4	3	0	0	24		
01	KIRBY, Joe		0-0	0-0	0-0	0	0	0	0	0	1	0	0	0	3		
04	CAYO, Nathan		1-1	0-0	0-0	0	1	1	3	2	1	1	1	0	9		
25	MADRID-ANDREWS, J		0-0	0-0	0-0	0	0	0	0	0	0	0	0	0	2		
30	ODDO, Keith		1-1	1-1	0-0	0	0	0	1	3	0	0	0	0	2		
32	JOHNSON, Julius		0-3	0-2	0-0	1	0	1	1	0	1	0	0	0	15		
44	FRIENDSHUH, Paul		0-0	0-0	0-0	0	0	0	0	0	0	1	0	0	3		
Team						1	1	2									
Totals			24-48	6-14	13-17	5	23	28	14	67	13	19	3	5	200		

FG % 1st Half: 12-25 48.0% 2nd half: 12-23 52.2% Game: 24-48 50.0% Deadball
3FG % 1st Half: 0-3 0.0% 2nd half: 6-11 54.5% Game: 6-14 42.9% Rebounds
FT % 1st Half: 5-7 71.4% 2nd half: 8-10 80.0% Game: 13-17 76.5% 2

Rhode Island 85 • 21-3, 13-0 A-10

#	Player	Total			3-Ptr			Rebounds			PF	TP	A	TO	Blk	Stl	Min
		FG-FGA	FG-FGA	FT-FTA	FG-FGA	FG-FGA	FT-FTA	Off	Def	Tot							
34	BERRY, Andre	f	5-6	0-0	0-0	0	0	0	2	10	0	1	0	0	14		
00	MATTHEWS, E.C.	g	1-7	0-3	0-0	0	2	2	1	2	0	2	0	0	15		
11	DOWTIN, Jeff	g	4-9	1-1	2-3	2	3	5	3	11	7	1	0	4	32		
13	ROBINSON, Stanford	g	2-6	0-2	0-0	0	5	5	3	4	3	1	1	2	19		
32	TERRELL, Jared	g	6-13	3-6	2-2	0	3	3	0	17	2	2	1	2	31		
01	GARRETT, Jarvis		3-6	2-4	0-0	1	1	2	2	8	6	1	0	0	25		
02	RUSSELL, Fatts		5-9	1-3	3-3	2	2	4	2	14	2	0	0	3	23		
04	LEVITON, Will		0-0	0-0	0-0	0	0	0	0	0	0	0	0	0	1		
05	PRESTON, Ryan		0-0	0-0	0-0	0	0	0	0	0	0	0	0	0	1		
10	LANGEVINE, Cyril		6-7	0-0	3-4	3	3	6	1	15	0	1	0	2	22		
15	DADIKA, Eric		0-0	0-0	0-0	0	0	0	0	0	0	0	0	0	1		
21	LAYSSARD, Mike		1-1	0-0	0-0	0	0	0	0	2	0	0	0	0	1		
45	AKELE, Nicola		1-3	0-1	0-0	1	2	3	1	2	0	0	1	0	14		
55	TERTSEA, Michael		0-0	0-0	0-0	0	0	0	0	0	0	0	0	0	1		
Team						2	0	2									
Totals			34-67	7-20	10-12	11	21	32	15	85	20	9	3	13	200		

FG % 1st Half: 14-35 40.0% 2nd half: 20-32 62.5% Game: 34-67 50.7% Deadball
3FG % 1st Half: 3-11 27.3% 2nd half: 4-9 44.4% Game: 7-20 35.0% Rebounds
FT % 1st Half: 4-6 66.7% 2nd half: 6-6 100.0 Game: 10-12 83.3% 1

Officials: Bill Covington, Jr., Doug Sirmons, Earl Walton
Technical fouls: RICHMOND-None. Rhode Island-None.
Attendance: 7019

Score by periods	1st	2nd	Total
RICHMOND	29	38	67
Rhode Island	35	50	85

	Points	In	Off	2nd	Fast	Bench
Points	Paint	T/O	Chance	Break		
RICHMO	29	10	2	5		
URI	46	28	13	14		41

Last FG - RICHMOND 2nd-00:26, URI 2nd-00:40.
Largest lead - RICHMOND by 2 1st-18:31, URI by 22 2nd-01:08.
RICHMOND led for 01:58. URI led for 34:19. Game was tied for 03:40.

Score tied - 5 times.
Lead changed - 6 times.





CHRIS MOONEY

HEAD COACH
13th SEASON
PRINCETON, 1994

In 2017-18, head coach Chris Mooney is in his 13th season at the helm of the Richmond Spiders men's basketball program.

With a 225-175 record in his first 12 years at Richmond, Mooney is the second-winningest coach in school history and entered the season just 14 wins behind Dick Tarrant on the career list. He is the fourth longest-tenured coach in the Atlantic 10, trailing only Bob McKillop (Davidson), Phil Martelli (Saint Joseph's), and John Giannini (La Salle). Mooney ranks fifth all-time in conference history in both A-10 wins by a head coach (109) and overall wins by an A-10 head coach (225).

Mooney has led the Spiders to seven postseason appearances - all in the last 10 seasons. Under Mooney, the Spiders made trips to the NCAA tournament in 2010 and 2011, and trips to the NIT Quarterfinals in 2015 and 2017. In the spring of 2011, Mooney's Spiders made national headlines en route to the NCAA Sweet 16, knocking off five-seed Vanderbilt and Morehead State in the process. Richmond finished both the 2010 and 2011 seasons ranked in the top 25.

Richmond has averaged 20.9 wins over the previous nine seasons, with five 20-win campaigns. Playing an always-tough schedule in and out of conference, the Spiders have finished in the top 100 of the RPI in six of the last eight years. UR has also tallied 13 wins over ranked opponents since 2008, second most among A-10 programs, and is 13-14 vs top-25 teams during that span, the best winning percentage against ranked teams of any team in the A-10.

Since the 2007-2008 season, the Spiders have gone 99-67 against A-10 opponents, tallying the second-most conference wins of any A-10 team over that stretch. UR is also one of just four A-10 teams to avoid an overall losing season in the last ten years.

Mooney's teams have always excelled on their home court, with a 101-31 (.765) record over the last nine seasons at the Robins Center. The Spiders average attendance of 6,317 in 2016-17 ranked third among A-10 schools and third among all schools nationally with a total enrollment under 5,000 students, trailing only Providence and Butler.

Mooney was tabbed the Sporting News Atlantic 10 Coach of the Year in 2010, while also being selected as a finalist for the Jim Phelan National Coach of the Year award that year. He has been featured in many national publications, including the New York Times, USA Today and Sports Illustrated, and appeared in segments on ESPN.

In 2010, he won the Voice of the University Award, given to a faculty or staff member for being a voice that represents the University of Richmond in a positive manner to the wider community. That same year, Richmond Style Weekly tabbed him for the 40 Under 40 list, spotlighting UR's community involvement with the homeless, Special Olympics, Arthritis Foundation, Friends of Jaclyn Foundation and the ASK Foundation for Childhood Cancer Research. For the last four years, Mooney has headlined the Coaches' Cookoff which raises money for Max's Positive Vibe Cafe, a non-profit dedicated to training and employing people with learning disabilities.

18 former players have gone on to play professionally overseas, including at least one from 11 of the last 12

graduating classes.

The 2016-17 season was marked by a unique blend of senior leadership and freshman promise. Senior T.J. Cline won A-10 Player of the Year and freshman De'Monte Buckingham won A-10 Freshman of the Year, marking just the third time one school swept the awards in A-10 history. Cline recorded the first triple-doubles in school history en route to a season that saw him rank top 10 in points, rebounds, and assists in the single-season record book. UR rebounded from a 6-6 start to finish third in A-10 play and earn an NIT bid where the Spiders won games at Alabama and home vs Oakland.

In 2015-16, T.J. Cline and Terry Allen were both tabbed All-Atlantic 10 Third Team as Cline ranked in the top 10 in the league in points, field goal percentage and assists. Allen was top 10 in rebounds and steals, and was also an NABC All-District Second Teamer.

In 2014-15, Richmond finished the regular season on a six-game winning streak, and was one of the "Last Four Out" of the NCAA Tournament at-large field, thereby securing the No. 1 seed and home-court advantage in the NIT, where they would reach the tournament's quarterfinals. Senior Kendall Anthony wrapped up a career that saw him break the school's all-time three-pointers record and earn All-Atlantic 10 First Team, NABC All-District First Team and VaSID All-State First Team in 2015.

2009-10 and 2010-11 are remembered as two of the top seasons in Mooney's coaching career and in Spider basketball history. In the spring of 2010, Richmond earned its first NCAA at-large bid since 2004, garnering a seven seed before falling in the first round of the tournament. Mooney was named the 2010 Sporting News Atlantic 10 Coach of the Year, and was a finalist for the 2010 Jim Phelan National Coach of the Year award. The Spiders finished the season ranked no. 24 in the final top-25 rankings.

In 2010-11, Richmond defeated Dayton in the A-10 championship game to earn Mooney's first conference championship, the first and only league title since Richmond joined the Atlantic 10 in 2001.

Richmond advanced to the second Sweet 16 in program history by downing Vanderbilt and Morehead State in the NCAA Denver Subregional. The Spiders run came to an end at the hands of Kansas in San Antonio. Richmond finished 29-8, set a school record for wins, and finished no. 21 in the coaches poll.

During those years, the Spiders were led by Kevin Anderson, a 2010 Associated Press All-America Honorable Mention and 2010 Atlantic 10 Player of the Year. Anderson (2007-11) finished his career ranked second all-time at UR with 2,165 points (15.58/game).

Anderson had plenty of help to lead Richmond to national prominence. Justin Harper (2007-11) was a Lute Olson All-American and NABC First Team All-District selection in 2011, while also earning All-Atlantic 10 first team honors. He was drafted by the Cleveland Cavaliers in the second round of the 2011 NBA Draft, and saw action for the Orlando Magic, Detroit Pistons, and Philadelphia 76ers.

Mooney was hired at the University of Richmond at the end of the 2005 season. He had previously coached at Air Force for five seasons, three as an assistant, one as an associate

Mooney File

COACHING HONORS

2010 Sporting News Atlantic 10 Coach of the Year
2010 Jim Phelan National Coach of the Year Finalist

POSTSEASON ACCOMPLISHMENTS

2017 NIT Quarterfinals
2015 NIT Quarterfinals
2013 CBI Quarterfinals
2011 NCAA Sweet 16
2011 Atlantic 10 Tournament Champions
2010 NCAA First Round
2009 CBI Semifinals
2008 CBI First Round

AS A HEAD COACH

Year	School	Record	Conf.	Finish
2017-18	Richmond	9-16	7-6	--
2016-17	Richmond	22-13	13-5	t-3rd
2015-16	Richmond	16-16	7-11	9th
2014-15	Richmond	21-14	12-6	4th
2013-14	Richmond	19-14	8-8	7th
2012-13	Richmond	19-15	8-8	t-8th
2011-12	Richmond	16-16	7-9	t-9th
2010-11	Richmond	29-8	13-3	3rd
2009-10	Richmond	26-9	13-3	3rd
2008-09	Richmond	20-16	9-7	t-5th
2007-08	Richmond	16-15	9-7	t-4th
2006-07	Richmond	8-22	4-12	t-12th
2005-06	Richmond	13-17	6-10	t-11th
2004-05	Air Force	18-12	9-5	3rd
1999-00	Arcadia (D-III)	16-10	12-4	2nd
1998-99	Arcadia (D-III)	8-17	7-9	6th
Richmond (2005-pres.)		234-191 (.551)	116-95 (.550)	
Air Force (2004-05)		18-12 (.600)	9-5 (.643)	
Career Record (Div. I)		252-203 (.554)	125-100 (.556)	

Head Coach, Richmond, 2005-present

Head Coach, Air Force, 2004-05

Associate Head Coach, Air Force, 2003-04

Assistant Coach, Air Force, 2000-03

Head Coach, Arcadia University (Div III), 1997-00

AS A PLAYER

A 1994 graduate with a B.A. in English, Mooney led Princeton to the NCAA Tournament twice following a pair of conference titles. The four-year letterwinner amassed 1,071 points, which ranks 20th on Princeton's all-time scoring list, and started all 107 games in his career. He currently ranks seventh on Princeton's career list with 142 career three-pointers and is one of five Princeton student-athletes to score 1,000 points, grab 350 rebounds and dish 200 assists.

head coach and his final season as head coach. In 2004-05, Mooney led the Falcons to an 18-12 record and votes in the national polls. His 18 victories were the most by a first-year head coach at Air Force.

Mooney began coaching at the high school level, taking a job at Lansdale Catholic High School in Lansdale, Pa., in 1994. His first college coaching experience came at Division III Beaver College, now known as Arcadia University. He spent two seasons there from 1998-2000. While at Beaver College, Mooney only coached part-time, spending much of his time as an event coordinator. He helped plan weddings, plan events while also serving as the team manager.

Mooney is married to the former Lia Chomat, a Princeton graduate who also has a doctorate in psychology from Penn. The couple has two sons, Danny and Ryan.





#0 Jacob GILYARD

5-9 | 160 | Freshman

Kansas City, Mo.

The Barstow School

FRESHMAN (2017-18)

2/13 at Rhode Island - Registered four steals, moving into third place on UR's all-time single-season steals list (72) ... Made a steal and pulled up for a three-pointer to pull Richmond within five points in the second half ...

2/10 at St. Bonaventure - Scored 14 points, had a team-high six assists and a game-high five steals ... Became third player in D-I this season with at least six assists and five steals in back-to-back games

2/7 vs VCU - Scored 13 of his team-high 18 points in the second half ... Added a game-high six assists and five steals ... Stole the ball underneath VCU's basket and laid it in to tie game at 76 with 31 seconds remaining

2/3 vs George Mason - Registered his second of three steals with 1:45 remaining in the game, giving him 57 for the season and breaking De'Monte Buckingham's record for steals by a Spiders freshman (56 in 2016-17)

1/28 at Davidson - Finished with 14 points, four assists and three steals ... Scored five straight points to cap a critical 12-0 run in the second half that gave the Spiders the lead for good

1/20 vs La Salle - Sealed the Spiders win when he crossed over his defender and buried a three-pointer with 26 seconds left to stretch the Spiders lead to six ... Made his sixth steal of the game with 14 seconds remaining and dribbled out the clock ... Tied a career high with six steals and became the first Spider with six or more steals twice in a season since Tony Dobbins in 2002-03

1/17 at VCU - Totaled 11 points and a career and game-high eight assists in his first game against the Spiders biggest rival ... Had more assists than the entire VCU team (seven) ... Played game-high 37 minutes ... *Richmond Times-Dispatch* columnist Paul Woody: "Gilyard was nothing short of excellent. In the first half he was a one-man press breaker ... In the second half, Gilyard was an orchestra conductor and the ball his baton."

1/13 vs GW - Scored 12 of his 19 points in second half ... Registered five assists for third-straight game

1/9 vs Dayton - Registered six steals, tied for the fifth-most in Spiders history and most by any Spider since Cedrick Lindsay on

12/4/2013 at William & Mary ... Also added five assists while not committing a turnover, becoming the second player to have six steals, five assists, and no turnovers against a DI opponent this year (Darius Thompson, WKU - 12/22/17 at Austin Peay)

1/6 at Saint Louis - Playing before 50 family members and friends in his first collegiate game in his native Missouri, Gilyard registered five assists and 13 points, including a pair on a behind-the-back crossover pull-up jumper in the second half that left the crowd gasping

1/3 at Fordham - Forced overtime with a spectacular windmill layup with 21 seconds remaining

12/30 vs Davidson - Grabbed career-high five rebounds

12/23 at Boston College - Breakaway layup and foul gave Spiders their first lead of the game (61-59) with 3:06 left in 2nd half

12/19 vs Bucknell - Made all of his career-high six free-throw attempts ... Finished with 15 points

12/10 vs JMU - Made game-winning three-pointer with 0.4 seconds left, his fifth three-point field goal of the game ... Stole inbounds pass on JMU's final possession to seal win ... Scored career-high 23 points (16 after halftime), the first time a true freshman scored at least 23 points that early in a season for Richmond since 1998 (Charles Stephens - 23 vs Radford on November 28)

12/6 at Old Dominion - Recorded a career-high six assists, the most of any Spider

11/25 vs Georgetown - Matched career high with four steals, becoming first Spider with four steals in back-to-back games since Trey Davis in 2016 (Jan. 10, 13)

11/10 vs Delaware - Became first Spiders freshman to start at point guard in a season opener since Daon Merritt in 2003 ... Scored 15 of 17 points after halftime ... Scored eight straight points to trim Spiders deficit to nine points late in game after UR trailed by as many as 33 in the first half ... Joined Kendall Anthony (2011) as only Spiders freshmen to score at least 17 points in season opener in last 20 seasons ... Recorded team-high four assists ... Played team-high 37 minutes

HIGH SCHOOL

Advanced to state title game in three of his four seasons, winning Barstow's first state title since 1995 as a sophomore in 2015 ... Missouri Class 3 All-State selection after sophomore, junior, and senior seasons ... Named Missouri Class 3 Player of the Year in 2017 ... Averaged 33.2 points and 7.0 assists per game as senior en route to winning the DiRenna Award, given to the top high school basketball player in the Kansas City area ... Set Barstow single-game school scoring record with 50 points vs Washington on Dec. 5, 2016 ... Played for Billy Thomas, who appeared in 53 NBA games over three seasons and was a third-team All-Big 12 selection following his senior season at Kansas in 1998

PERSONAL

Son of Rodney and Tanya ... Father Rodney graduated from Ottawa University in 1992 as school's career leaders in assists and steals and was inducted into Ottawa's Athletics Hall of Fame in 2015 ... Has two older siblings (Chris and Marleigh) and one younger sibling (Roman) ... Born on July 14, 1998



GILYARD GAME LOGS

				Total		3-Pointers		Free throws		Rebounds											
Opponent	Date	gs	min	fg-fga	pct	3fg-fga	pct	ft-fa	pct	off	def	tot	avg	pf	a	t/o	blk	stl	pts	avg	
DELAWARE	11/10/17	*	37	6-9	.667	2-5	.400	3-3	1.000	1	2	3	3.0	4	4	4	0	2	17	17.0	
JACKSONVILLE STATE	11/13/17	*	38	4-11	.364	1-5	.200	4-4	1.000	0	0	0	1.5	2	2	3	0	1	13	15.0	
vs UAB	11/20/17	*	37	2-3	.667	2-3	.667	0-3	.000	0	4	4	2.3	2	3	1	1	1	6	12.0	
vs Cincinnati	11/21/17	*	32	3-9	.333	2-4	.500	4-4	1.000	0	2	2	2.3	0	2	1	0	2	12	12.0	
vs Louisiana	11/22/17	*	34	4-9	.444	0-1	.000	2-2	1.000	0	2	2	2.2	0	5	3	0	4	10	11.6	
GEORGETOWN	11/25/17	*	32	0-3	.000	0-1	.000	0-0	.000	1	0	1	2.0	3	1	2	0	4	0	9.7	
VERMONT	11/29/17	*	39	5-11	.455	3-7	.429	0-0	.000	0	3	3	2.1	0	3	0	0	3	13	10.1	
at Wake Forest	12/02/17	*	29	0-4	.000	0-4	.000	0-0	.000	0	0	0	1.9	2	3	1	0	1	0	8.9	
at ODU	12/6/17	*	34	1-4	.250	1-3	.333	0-0	.000	0	1	1	1.8	1	6	0	0	3	3	8.2	
JMU	12/10/17	*	39	9-16	.563	5-8	.625	0-0	.000	0	3	3	1.9	0	2	0	0	3	23	9.7	
BUCKNELL	12/19/17	*	33	4-9	.444	1-4	.250	6-6	1.000	1	0	1	1.8	2	4	2	0	2	15	10.2	
at Boston College	12/23/17	*	37	4-9	.444	2-5	.400	3-3	1.000	1	1	2	1.8	2	6	3	0	3	13	10.4	
DAVIDSON	12/30/17	*	37	1-6	.167	0-3	.000	5-6	.833	1	4	5	2.1	2	2	0	0	1	7	10.2	
at Fordham	01/03/18	*	39	3-11	.273	1-7	.143	0-0	.000	1	3	4	2.2	4	4	1	0	3	7	9.9	
at Saint Louis	01/06/18	*	36	3-8	.375	2-5	.400	5-6	.833	1	1	2	2.2	3	5	3	0	1	13	10.1	
DAYTON	01/09/18	*	37	2-6	.333	2-5	.400	3-5	.600	0	1	1	2.1	2	5	0	0	6	9	10.1	
GW	1/13/18	*	38	7-11	.636	3-6	.500	2-2	1.000	0	2	2	2.1	1	5	3	0	2	19	10.6	
at VCU	1/17/18	*	37	5-9	.556	1-3	.333	0-0	.000	0	4	4	2.2	2	8	3	0	2	11	10.6	
LAS	01/20/18	*	39	5-9	.556	1-1	1.000	0-0	.000	0	0	0	2.1	2	4	1	0	6	11	10.6	
at Duquesne	01/24/18	*	42	0-5	.000	0-2	.000	0-0	.000	1	4	5	2.3	4	2	2	0	2	0	10.1	
at Davidson	01/28/18	*	37	5-10	.500	3-6	.500	1-3	.333	1	1	2	2.2	1	4	2	0	3	14	10.3	
MASON	02/03/18	*	39	5-13	.385	1-6	.167	0-0	.000	1	3	4	2.3	3	5	2	0	3	11	10.3	
VCU	02/07/18	*	38	6-11	.545	2-4	.500	4-5	.800	0	2	2	2.3	1	6	3	0	5	18	10.7	
at St. Bonaventure	02/10/18	*	36	6-15	.400	2-7	.286	0-0	.000	1	2	3	2.3	1	6	1	0	5	14	10.8	
at Rhode Island	2/13/18	*	36	3-8	.375	2-4	.500	0-0	.000	1	2	3	2.4	2	3	3	0	4	8	10.7	
Totals		25	912	93-219	.425	39-109	.358	42-52	.808	12	47	59	2.4	46	100	44	1	72	267	10.7	

Games played: 25
 Minutes/game: 36.5
 Points/game: 10.7
 FG Pct: 42.5
 3FG Pct: 35.8

Rebounds/game: 2.4
 Assists/game: 4.0
 Turnovers/game: 1.8
 Assist/turnover ratio: 2.3
 Steals/game: 2.9

GILYARD CAREER STATS & CAREER HIGHS

Season	gp-gs	min/avg	Total		3-Point		F-Throws		Rebounds				pf	fo	ast	to	blk	stl	Scoring	
			fg-fga	pct	fg-fga	pct	ft-fa	pct	off	def	tot	avg							pts	avg
2017	25-25	912/36.5	93-219	.425	39-109	.358	42-52	.808	12	47	59	2.4	46	0	100	44	1	72	267	10.7
TOTAL	25-25	912/36.5	93-219	.425	39-109	.358	42-52	.808	12	47	59	2.4	46	0	100	44	1	72	267	10.7

SINGLE-GAME HIGHS [all-time ranking]:

Points: 23, JMU -- 12/10/17

Rebounds: 5, at Duquesne -- 01/24/18; Davidson -- 12/30/17

Assists: 8, at VCU -- 1/17/18

Steals: 6, Dayton -- 01/09/18; LAS -- 01/20/18

Blocks: 1, vs UAB -- 11/20/17

FG made: 9, JMU -- 12/10/17

FG attempts: 16, JMU -- 12/10/17

3FG made: 5, JMU -- 12/10/17

3FG attempts: 8, JMU -- 12/10/17

FT made: 6, BUCKNELL -- 12/19/17

FT attempts: 6, at Saint Louis -- 01/06/18; BUCKNELL -- 12/19/17; Davidson -- 12/30/17





#1 Joe KIRBY

6-1 | 205 | Senior

Ft. Lauderdale, Fla.

Sagemont

SENIOR (2017-18)

2/10 at St. Bonaventure - Made long three-pointer from top of the key, his first three-pointer since November 21

2/7 at VCU - Scored on a breakaway layup after receiving left-handed wraparound pass from Jacob Gilyard

1/17 at VCU - Scored two points and grabbed season-high two rebounds in eight minutes ... Points came on contested back-door layup after receiving pass from De'Monte Buckingham

1/6 at Saint Louis - Scored on a sweeping reverse back-door layup, his first points since November

12/10 vs JMU - Missed second straight game with a neck strain

12/6 at Old Dominion - Did not play after suffering a neck strain in practice two days before the game. ending streak of 21 straight games played

11/21 vs Cincinnati - Hit two late three-pointers ... Finished with six points, tied for third most on the team

11/10 vs Delaware - Played career-high 19 minutes ... scored four points on a pair of jumpshots ... tied career-high with three field goal attempts

JUNIOR (2016-17)

Appeared in 25 games as a reserve totaling 26 points and 33 rebounds ... Scored career-high seven points Feb. 14 at George Mason ... Grabbed career-best four rebounds on three occasions (last 1/25 at Rhode Island)

SOPHOMORE (2015-16)

Placed on scholarship prior to start of season ... Played in three games ... Scored first career points on a three against Stetson (11/15)

FRESHMAN (2014-15)

Saw action in three games, totaling six minutes ... Grabbed first career rebound against Davidson (1/17) immediately after making first career block

HIGH SCHOOL

Team captain during junior and senior years ... Won state championship in freshman and senior years ... Averaged 14.7 ppg and 4.2 apg in senior year, posting a career high of 32 points in one game ... Named First Team All-Broward County



KIRBY GAME LOGS

Opponent	Date	gs	min	Total		3-Pointers		Free throws		Rebounds				pf	a	t/o	blk	stl	pts	avg
				fg-fga	pct	3fg-fga	pct	ft-fa	pct	off	def	tot	avg							
DELAWARE	11/10/17		19	2-3	.667	0-1	.000	0-0	.000	0	1	1	1.0	3	0	1	0	1	4	4.0
JACKSONVILLE STATE	11/13/17		13	0-2	.000	0-2	.000	0-0	.000	0	1	1	1.0	1	1	0	0	0	0	2.0
vs UAB	11/20/17		7	0-0	.000	0-0	.000	0-1	.000	1	0	1	1.0	1	0	0	0	0	0	1.3
vs Cincinnati	11/21/17		3	2-2	1.000	2-2	1.000	0-0	.000	1	0	1	1.0	0	0	0	0	0	6	2.5
vs Louisiana	11/22/17		2	0-0	.000	0-0	.000	0-0	.000	0	0	0	0.8	2	0	0	0	0	0	2.0
GEORGETOWN	11/25/17		5	0-1	.000	0-1	.000	0-0	.000	0	0	0	0.7	1	0	0	0	0	0	1.7
VERMONT	11/29/17		3	0-1	.000	0-1	.000	0-0	.000	0	0	0	0.6	0	0	0	0	1	0	1.4
at Wake Forest	12/02/17		10	0-2	.000	0-2	.000	0-0	.000	0	0	0	0.5	0	0	1	0	1	0	1.3
at ODU	12/6/17	dnp		-	-	-	-	-	-	-	-	-	-	-	-	-	-	-	-	-
JMU	12/10/17	dnp		-	-	-	-	-	-	-	-	-	-	-	-	-	-	-	-	-
BUCKNELL	12/19/17		3	0-0	.000	0-0	.000	0-0	.000	0	0	0	0.4	0	0	0	0	0	0	1.1
at Boston College	12/23/17	dnp		-	-	-	-	-	-	-	-	-	-	-	-	-	-	-	-	-
DAVIDSON	12/30/17		2	0-1	.000	0-1	.000	0-0	.000	0	0	0	0.4	0	0	0	0	0	0	1.0
at Fordham	01/03/18		2	0-1	.000	0-0	.000	0-0	.000	0	1	1	0.5	0	0	0	0	0	0	0.9
at Saint Louis	01/06/18		5	1-1	1.000	0-0	.000	0-0	.000	0	1	1	0.5	1	1	0	0	0	2	1.0
DAYTON	01/09/18		8	0-2	.000	0-2	.000	0-0	.000	1	0	1	0.5	0	1	0	0	0	0	0.9
GW	1/13/18		8	0-0	.000	0-0	.000	0-0	.000	0	1	1	0.6	0	1	0	0	0	0	0.9
at VCU	1/17/18		8	1-2	.500	0-0	.000	0-0	.000	0	2	2	0.7	1	0	0	0	0	2	0.9
LAS	01/20/18		4	0-1	.000	0-0	.000	0-0	.000	0	1	1	0.7	0	0	0	0	0	0	0.9
at Duquesne	01/24/18		2	0-1	.000	0-0	.000	0-0	.000	0	0	0	0.6	1	0	0	0	0	0	0.8
at Davidson	01/28/18		6	0-2	.000	0-2	.000	0-0	.000	0	0	0	0.6	1	0	0	0	1	0	0.8
MASON	02/03/18		8	0-1	.000	0-1	.000	0-0	.000	0	2	2	0.7	0	0	0	0	0	0	0.7
VCU	02/07/18		6	1-2	.500	0-1	.000	0-0	.000	0	0	0	0.7	1	0	0	0	1	2	0.8
at St. Bonaventure	02/10/18		5	1-1	1.000	1-1	1.000	0-0	.000	0	2	2	0.7	0	1	1	0	0	3	0.9
at Rhode Island	2/13/18		3	0-0	.000	0-0	.000	0-0	.000	0	0	0	0.7	0	1	0	0	0	0	0.9
Totals		0	132	8-26	.308	3-17	.176	0-1	.000	3	12	15	0.7	13	6	3	0	5	19	0.9

Games played: 22
 Minutes/game: 6.0
 Points/game: 0.9
 FG Pct: 30.8
 3FG Pct: 17.6
 FT Pct: 0.0

Rebounds/game: 0.7
 Assists/game: 0.3
 Turnovers/game: 0.1
 Assist/turnover ratio: 2.0
 Steals/game: 0.2

KIRBY CAREER STATS & CAREER HIGHS

Season	gp-gs	min/avg	fg-fga	pct	fg-fga	pct	ft-fa	pct	off	def	tot	avg	pf	fo	ast	to	blk	stl	pts	avg
2014	3-0	6/2.0	0-2	.000	0-2	.000	0-0	.000	0	1	1	0.3	0	0	2	0	1	0	0	0.0
2015	3-0	6/2.0	1-4	.250	1-3	.333	0-0	.000	2	2	4	1.3	0	0	0	0	0	1	3	1.0
2016	25-0	128/5.1	11-26	.423	4-15	.267	0-0	.000	15	18	33	1.3	19	0	5	8	1	1	26	1.0
2017	22-0	132/6.0	8-26	.308	3-17	.176	0-1	.000	3	12	15	0.7	13	0	6	3	0	5	19	0.9
TOTAL	53-0	272/5.1	20-58	.345	8-37	.216	0-1	.000	20	33	53	1.0	32	0	13	11	2	7	48	0.9

SINGLE-GAME HIGHS [all-time ranking]:

Points: 7, at George Mason -- 02/14/17

Rebounds: 4, at Dayton -- 1/19/17; Rhode Island -- 1/25/17; at Oral Roberts -- 12/23/16

Assists: 2, Duquesne -- 1/28/15

Steals: 1, 7 times

Blocks: 1, Davidson -- 1/17/15; Rhode Island -- 1/25/17

FG made: 3, at George Mason -- 02/14/17

FG attempts: 3, 6 times

3FG made: 2, vs Cincinnati -- 11/21/17

3FG attempts: 2, 8 times

FT attempts: 1, vs UAB -- 11/20/17





#2 Khwan FORE

6-0 | 175 | Redshirt Junior
Huntsville, Ala.
Lee

REDSHIRT JUNIOR (2017-18)

2/13 at *Rhode Island* - Scored 15 points for his career-best third straight games with at least 15 points

2/10 at *St. Bonaventure* - Scored a season-high 16 points and added five rebounds and four assists with no turnovers

2/7 vs *VCU* - Tied a season high with 15 points ... Had two steals and hit three free throws in final 1:16 as Spiders overcame four-point deficit ... Made game-winning free throw with 3.8 seconds remaining after being fouled on breakway layup attempt ...

Stole ball on VCU's last-ditch deep inbounds pass

1/17 at *VCU* - Opened the scoring in Spiders biggest win of season, hitting a three-pointer on UR's second possession to give UR a lead it would never relinquish

1/13 vs *GW* - Scored all 11 of his points in the second half ... Breakaway dunk with 4:30 remaining in game brought crowd to its feet and stretched Spiders lead to eight

1/9 vs *Dayton* - Scored nine of his season-high 15 points in game's final five minutes to keep Spiders close

1/6 at *Saint Louis* - Scored two of his 11 points on a pull-up jumper following an ankle-breaking crossover

1/3 at *Fordham* - Scored on a pair of two-handed dunks while working the baseline in the Spiders offense

12/23 at *Boston College* - Made game-tying layup with 25 seconds left in second half to force OT ... Tied season-high with 14 points

12/10 vs *JMU* - Scored 14 points, 11 after halftime

12/2 at *Wake Forest* - Keyed first-half run with a pair of breakaway dunks

11/25 vs *Georgetown* - Converted several contested layups en route to 12 points

11/22 vs *UAB* - Scored first field goal of the season on a breakaway dunk in the first half ... Finished with nine points in 21 minutes

11/21 vs *Cincinnati* - Made season debut exactly four weeks after being diagnosed with stress reaction in left shin ... Played 14 minutes and scored one point

11/10 vs *Delaware* - Missed first game since 2014-15 season, snapping streak of 67 straight games played

10/24 - Diagnosed with stress reaction in left tibia (shin) with a recovery time of four to six weeks

REDSHIRT SOPHOMORE (2016-17)

One of two Spiders to start all 35 games (T.J. Cline) ... played 33.9 minutes per game (second on team) ... Averaged 11.2 points per game (third on team and best among underclassmen) ... Ranked third on team in rebounds (4.2) and assists (2.5) per game ... FG pct of .507 ranked second in D-I among players 6'0" or shorter with 200 FG attempts (trailed Stetson's Divine Myles - .508) ...

REDSHIRT FRESHMAN (2015-16)

Atlantic 10 All-Freshman Team selection ... Played in all 32 games, starting three ... Averaged 6.5 points per game in 20.4 minutes ... Ranked second on the team with 38 steals ... At George Washington (1/28), had game-sealing dunk in the second OT that made *SportsCenter's* Top 10

FRESHMAN (2014-15)

Earned medical redshirt after injuring foot early in season

HIGH SCHOOL

Four-year starter ... 2013 and 2014 Second Team All-State, 2014 First Team All-Region ... 2012, 2013, and 2014 Huntsville Times Classic Selection, 2014 MVP of Huntsville Times Classic ... Averaged 18 points, 9 assists, 6 rebounds, and 3 steals per game and shot 87% from FT line senior year ... Won state title in 2011

PERSONAL

Son of Russell and Clarissia Fore, mother ran track at Emporia State ... Has four siblings: Xavier, Quila, Keina, and Tana



FORE GAME LOGS

Opponent	Date	gs	min	Total		3-Pointers		Free throws		Rebounds				pf	a	t/o	blk	stl	pts	avg
				fg-fga	pct	3fg-fga	pct	ft-fa	pct	off	def	tot	avg							
DELAWARE	11/10/17		dnp	-	-	-	-	-	-	-	-	-	-	-	-	-	-	-	-	-
JACKSONVILLE STATE	11/13/17		dnp	-	-	-	-	-	-	-	-	-	-	-	-	-	-	-	-	-
vs UAB	11/20/17		dnp	-	-	-	-	-	-	-	-	-	-	-	-	-	-	-	-	-
vs Cincinnati	11/21/17		14	0-0	.000	0-0	.000	1-2	.500	0	1	1	1.0	3	1	2	0	0	1	1.0
vs Louisiana	11/22/17		21	4-8	.500	0-0	.000	1-2	.500	1	1	2	1.5	5	1	2	0	1	9	5.0
GEORGETOWN	11/25/17		28	6-12	.500	0-1	.000	0-2	.000	0	2	2	1.7	3	3	1	0	0	12	7.3
VERMONT	11/29/17	*	36	4-13	.308	0-2	.000	3-6	.500	0	7	7	3.0	1	4	1	0	1	11	8.3
at Wake Forest	12/02/17	*	32	3-7	.429	0-2	.000	2-2	1.000	1	3	4	3.2	3	1	2	0	2	8	8.2
at ODU	12/6/17	*	30	2-7	.286	1-2	.500	2-3	.667	3	2	5	3.5	2	4	2	0	0	7	8.0
JMU	12/10/17	*	31	5-10	.500	0-0	.000	4-8	.500	1	0	1	3.1	1	2	2	0	0	14	8.9
BUCKNELL	12/19/17	*	33	5-12	.417	0-1	.000	0-0	.000	1	3	4	3.3	2	2	2	0	0	10	9.0
at Boston College	12/23/17	*	37	6-12	.500	0-1	.000	2-5	.400	2	3	5	3.4	1	1	1	0	0	14	9.6
DAVIDSON	12/30/17	*	34	4-6	.667	0-1	.000	4-6	.667	0	1	1	3.2	2	2	2	0	1	12	9.8
at Fordham	01/03/18	*	33	3-6	.500	0-1	.000	2-6	.333	0	3	3	3.2	1	3	3	0	1	8	9.6
at Saint Louis	01/06/18	*	33	5-10	.500	1-1	1.000	0-3	.000	0	1	1	3.0	2	3	4	1	0	11	9.8
DAYTON	01/09/18	*	30	4-8	.500	1-4	.250	6-8	.750	1	1	2	2.9	2	5	0	0	1	15	10.2
GW	1/13/18	*	32	4-9	.444	0-1	.000	3-3	1.000	1	3	4	3.0	1	3	1	0	2	11	10.2
at VCU	1/17/18	*	34	3-6	.500	1-2	.500	1-2	.500	0	4	4	3.1	2	2	1	0	1	8	10.1
LAS	01/20/18	*	36	6-12	.500	1-1	1.000	1-3	.333	1	2	3	3.1	0	2	1	1	2	14	10.3
at Duquesne	01/24/18	*	42	3-8	.375	0-2	.000	0-0	.000	1	4	5	3.2	2	5	0	1	1	6	10.1
at Davidson	01/28/18	*	37	3-8	.375	0-1	.000	0-0	.000	0	1	1	3.1	2	2	2	0	1	6	9.8
MASON	02/03/18	*	33	2-7	.286	0-0	.000	3-4	.750	0	3	3	3.1	4	3	2	0	2	7	9.7
VCU	02/07/18	*	31	5-11	.455	0-0	.000	5-6	.833	0	5	5	3.2	3	2	2	0	4	15	10.0
at St. Bonaventure	02/10/18	*	37	6-14	.429	1-3	.333	3-3	1.000	4	1	5	3.2	3	4	0	0	2	16	10.2
at Rhode Island	2/13/18	*	36	5-6	.833	0-0	.000	5-7	.714	0	6	6	3.4	0	2	1	0	0	15	10.5
Totals		19	710	88-192	.458	6-26	.231	48-81	.593	17	57	74	3.4	45	57	34	3	22	230	10.5

Games played: 22
 Minutes/game: 32.3
 Points/game: 10.5
 FG Pct: 45.8
 3FG Pct: 23.1
 FT Pct: 59.3

Rebounds/game: 3.4
 Assists/game: 2.6
 Turnovers/game: 1.5
 Assist/turnover ratio: 1.7
 Steals/game: 1.0
 Blocks/game: 0.1

FORE CAREER STATS & CAREER HIGHS

			Total		3-Point		F-Throws		Rebounds											Scoring	
Season	gp-gs	min/avg	fg-fga	pct	fg-fga	pct	ft-fa	pct	off	def	tot	avg	pf	fo	ast	to	blk	stl	pts	avg	
2014	2-0	15/7.5	1-3	.333	0-1	.000	0-0	.000	0	1	1	0.5	1	0	1	2	0	1	2	1.0	
2015	32-3	652/20.4	81-156	.519	12-33	.364	33-57	.579	26	72	98	3.1	73	1	46	31	2	38	207	6.5	
2016	35-35	1187/33.9	151-298	.507	14-42	.333	75-122	.615	38	108	146	4.2	105	5	86	62	13	54	391	11.2	
2017	22-19	710/32.3	88-192	.458	6-26	.231	48-81	.593	17	57	74	3.4	45	1	57	34	3	22	230	10.5	
TOTAL	91-57	2564/28.2	321-649	.495	32-102	.314	156-260	.600	81	238	319	3.5	224	7	190	129	18	115	830	9.1	

SINGLE-GAME HIGHS [all-time ranking]:

Points: 24, George Washington -- 2/4/17
 Rebounds: 9, UMBC -- 12/10/16; vs VCU -- 3/11/17
 Assists: 12, at Fordham -- 02/25/17
 Steals: 4, 4 times
 Blocks: 2, vs Fordham -- 03/10/16; St. Bonaventure -- 1/11/17
 FG made: 9, George Washington -- 2/4/17
 FG attempts: 14, 4 times
 3FG made: 2, 4 times
 3FG attempts: 5, at George Mason -- 3/5/16
 FT made: 6, Dayton -- 01/09/18
 FT attempts: 9, Rhode Island -- 1/25/17





#3 Bryce SCHNEIDER

6-5 | 175 | Freshman
Myrtle Beach, S.C.
Christian Academy

HIGH SCHOOL

Averaged 14.8 points, 7.3 rebounds, and 4.4 assists per game as a senior ... led team to 2A South Carolina state title game (SCISA) ... 3-year varsity starter ... Transferred to Christian Academy of Myrtle Beach after attending Myrtle Beach High School for his sophomore and junior seasons ... Member of National Honors Society

PERSONAL

Son of Jeff Schneider and Gloria Collier ... Has two older brothers: Kevin and David ... Father Jeff played at Virginia Tech, averaging 14.3 points per game as a senior in 1981-82 ... he was selected by the Houston Rockets in the 5th round (107th pick) of 1982 NBA Draft but never appeared in a game ... Brother Kevin appeared in 21 games (13 starts) for Longwood University in 2004-05 ... Brother David was a four-year starter at William & Mary and a two-time All-CAA selection (third team in 2009, second team in 2010) ... finished career as school's sixth all-time leading scorer with 1,491 points ... played professionally in both England and Germany following graduation ... Born on May 19, 1998 in San Luis Obispo, Calif.



#4 Nathan CAYO

6-7 | 205 | Freshman
Montreal, Canada
Jean De Brebeuf

FRESHMAN (2017-18)

2/10 at St. Bonaventure - Made his second career-start and finished with five points and a career-high seven rebounds
2/7 vs VCU - Played final 6:50 of regulation and guarded VCU's Justin Tillman, holding him to zero points after he scored 21 in game's first 33 minutes
2/3 at George Mason - Made his first career start, totaling eight points and five rebounds in 21 minutes ... Became third Spiders freshman to start a game this season, the most since 2006-07
1/28 at Davidson - Extended Spiders lead to six with crucial driving layup midway through second half
1/3 at Fordham - Scored career-high 10 points, tied for second-most of any Spiders ... Shattered career high with 32 minutes including all five in overtime ... Matched career-high with five rebounds
12/23 at Boston College - Scored four points and grabbed career-high five rebounds ... first Spiders with at least five rebounds in 15 or fewer minutes since Khwan Fore on 12/12/15 vs Longwood
11/21 vs Cincinnati - Scored six points, tied for third most on the team
11/13 vs Jacksonville St - Played 22 minutes, fifth most of any Spider ... Scored first career points on an above-the-rim putback in 2nd half
11/10 vs Delaware - Played four minutes in his Spider debut, entering game midway through first half ... Did not record a point, rebound, or assist

HIGH SCHOOL

1st-team all-league selection as a senior ... led team to 3rd-place finish in provincial championship ... Averaged 19.6 points and 9.3 rebounds per game as a junior ... Performed over 200 hours of community service

PERSONAL

Son of Wilner Cayo and Beraca Loyer ... Has an older brother Ben and a younger brother Samuel ... Born on Oct. 27, 1997

GAME LOGS

Opponent	Date	gs	min	fg-fga	pct	3fg-fga	pct	ft-fga	pct	off	def	tot	avg	pf	a	t/o	blk	stl	pts	avg
DELAWARE	11/10/17	4	0-0	.000	0-0	.000	0-0	.000	0-0	0-0	0-0	0-0	0.0	0	0	1	0	0	0	0.0
JACKSONVILLE STATE	11/13/17	22	2-4	.500	0-1	.000	0-1	.000	2	1	3	1.5	2	0	0	1	0	0	4	2.0
vs UAB	11/20/17	11	0-1	.000	0-0	.000	0-2	.000	0	2	2	1.7	1	1	1	0	0	0	1.3	1
vs Cincinnati	11/21/17	23	3-4	.750	0-1	.000	0-0	.000	1	2	1.8	2	1	0	1	0	0	6	2.5	1
vs Louisiana	11/22/17	10	0-1	.000	0-1	.000	0-0	.000	1	0	1	1.6	4	0	1	0	1	0	2.0	1
GEORGETOWN	11/25/17	2	0-0	.000	0-0	.000	0-0	.000	0	0	0	1.3	0	0	0	0	0	0	1.7	1
VERMONT	11/29/17	3	1-2	.500	0-1	.000	0-0	.000	1	0	1	1.3	2	0	0	0	0	0	2.1	1
at Wake Forest	12/02/17	22	1-3	.333	0-1	.000	0-0	.000	1	0	1	1.3	1	0	0	0	0	0	2.1	1
at ODU	12/6/17	8	0-0	.000	0-0	.000	0-0	.000	0	0	0	1.1	2	1	0	0	1	0	1.6	1
JMU	12/10/17	4	0-0	.000	0-0	.000	0-0	.000	0	1	1	1.1	1	0	0	0	0	0	1.4	1
BUCKNELL	12/19/17	18	2-2	1.000	0-0	.000	0-0	.000	1	3	4	1.4	2	0	1	0	1	4	1.6	1
at Boston College	12/23/17	15	2-2	1.000	0-0	.000	0-0	.000	3	2	5	1.7	2	0	2	0	0	4	1.8	1
DAVIDSON	12/30/17	12	0-1	.000	0-0	.000	1-2	.500	0	2	2	1.7	2	0	1	1	0	1	1.8	1
at Fordham	01/03/18	32	4-8	.500	0-2	.000	2-5	.400	1	4	5	1.9	3	2	0	1	1	10	2.4	1
at Saint Louis	01/06/18	9	0-1	.000	0-0	.000	0-0	.000	1	1	2	1.9	0	0	1	0	0	0	2.2	1
DAYTON	01/09/18	9	0-1	.000	0-0	.000	1-2	.500	1	0	1	1.9	1	0	0	0	1	1	2.1	1
GW	1/13/18	2	0-0	.000	0-0	.000	0-0	.000	0	2	2	1.9	1	0	0	1	0	0	2.0	1
at VCU	1/17/18	4	0-0	.000	0-0	.000	0-0	.000	0	0	0	1.8	0	0	1	0	1	0	1.9	1
LAS	01/20/18	10	0-1	.000	0-0	.000	2-2	1.000	1	1	2	1.8	0	2	1	0	0	2	1.9	1
at Duquesne	01/24/18	9	0-0	.000	0-0	.000	2-2	1.000	1	1	2	1.8	1	0	1	1	1	2	1.9	1
at Davidson	01/28/18	8	2-2	1.000	0-0	.000	0-0	.000	0	1	1	1.8	0	0	0	0	0	4	2.0	1
MASON	02/03/18	21	2-6	.333	0-0	.000	4-4	1.000	3	2	5	1.9	3	0	1	1	0	8	2.3	1
VCU	02/07/18	15	0-2	.000	0-1	.000	0-0	.000	0	0	0	1.8	3	1	0	1	0	0	2.2	1
at St. Bonaventure	02/10/18	34	2-6	.333	0-1	.000	1-1	1.000	2	5	7	2.0	3	1	3	1	2	5	2.3	1
at Rhode Island	2/13/18	9	1-1	1.000	0-0	.000	0-0	.000	0	1	1	2.0	3	1	1	1	0	2	2.3	1
Totals		2	316	22-48	.458	0-9	.000	13-21	.619	20	30	50	2.0	39	10	16	10	9	57	2.3

CAREER STATS & CAREER HIGHS

Season	gp-gs		Total		3-Point		F-Throws		Rebounds				Scoring							
	gp-gs	min/avg	fg-fga	pct	fg-fga	pct	ft-fga	pct	off	def	tot	avg	pf	fo	ast	to	blk	stl	pts	avg
2017	25-2	316/12.6	22-48	.458		0-9 .000	13-21	.619	20	30	50	2.0	39	0	10	16	10	9	57	2.3
TOTAL	25-2	316/12.6	22-48	.458		0-9 .000	13-21	.619	20	30	50	2.0	39	0	10	16	10	9	57	2.3

SINGLE-GAME HIGHS (all-time ranking):
Points: 10, at Fordham - 01/03/18
Rebounds: 7, at St. Bonaventure - 02/10/18
Assists: 2, at Fordham - 01/03/18; LAS - 01/20/18
Steals: 2, at St. Bonaventure - 02/10/18
Blocks: 1, 10 times
FG made: 4, at Fordham - 01/03/18
FG attempts: 6, at Fordham - 01/03/18
3FG attempts: 2, at Fordham - 01/03/18
FT made: 4, MASON - 02/03/18
FT attempts: 5, at Fordham - 01/03/18



#5 Nick SHEROD

6-4 | 230 | Sophomore

Richmond, Va.

St. Christopher's

SOPHOMORE (2017-18)

2/13 at Rhode Island - Scored 14 of his game-high 21 points after halftime ... Registered back-to-back 20-point games for first time in his career ... Became first Spider to score 25 points and shoot 75% from the field vs a ranked opponent since Justing Harper vs #17 Xavier on March 7, 2009

2/10 at St. Bonaventure - Scored a game-high 26 points and a team-high nine rebounds ... Played career-high 38 minutes

2/7 vs VCU - Scored 10 of his team-high 18 points in the game's final seven minutes as the Spiders overcame a 10-point deficit

2/3 vs George Mason - Finished with 32 points, 11 rebounds, and three steals, the first A-10 player to reach those totals in a game since 2005 (Bryant Dunston, Fordham) ... Became the sixth different Spider with a 30-10 game in the last 20 years ... Scored 19 of his 32 points after halftime when Richmond closed a 15-point deficit to two ... After the game, Coach Mooney said of Sherod "maybe the last 3 games have been the best 3 games of his career"

1/29 - Named A-10 Co-Player of the Week along with VCU's Justin Tillman after averaging 19 points and 10 rebounds in a pair of Spiders road wins ... Became first Spiders freshman or sophomore to win award since Kevin Anderson in final week of 2009 season

1/28 at Davidson - Registered first career double-double, finishing with 10 points and 14 rebounds ... Had six more rebounds than any other player in the game and more than half of the Spiders total rebounds (27) ... His performance made Richmond the first D-I school with multiple players 6'4" or shorter with 14 rebounds in a game this year (Buckingham, 16 at Fordham) ... Recorded a career-high four assists

1/24 at Duquesne - Scored a game and career-high 28 points ... Scored 15 points in game's final 12 minutes after Dukes had rallied from 16-point deficit to take the lead ... Scored eight straight points for Spiders late in second half ... Score game-winning basket on turnaround jumper in post with 32 seconds left in OT ... 28 points were most for a Spider in a road win since ShawnDre' Jones on January 28, 2016 at GW

1/20 vs La Salle - Scored 18 points, tied for the most on the team ... Made his fourth three-pointer of the game with 1:11 remaining to break a 74-74 tie and give the Spiders a lead they would never relinquish

1/17 at VCU - Scored 14 points, the second most of any player in the game ... Recorded multiple steals (two) in back-to-back games for the first time in his career

12/30 at Davidson - Scored team and then career-high 22 points and matched career high with nine rebounds ... Perfect after halftime, making all four of his shots from the field (including a pair of three-pointers) and all three of his free throws while totaling 13 points after intermission ... Became first Spider 6'4" or shorter with at least nine rebounds in consecutive games since 2004 (Tony Dobbins) ... Made four three-pointers for second straight game and fourth time in last seven games

12/23 at Boston College - Fourth three-pointer of game gave Spiders 64-63 lead with 1:11 left in regulation ... Matched career high with nine rebounds

12/2 at Wake Forest - Made four of his six three-point attempts for a second straight game

11/29 vs Vermont - Led Spiders with 14 points, the first time in his career he's led the team in scoring ... Made four three-pointers, one more than his total from the first six games of the season combined

11/20 vs UAB - Spiders third-leading scorer with 11 points, including his first three-pointer of the season

11/10 vs Delaware - Scored 13 points, third-highest on the team ... All five of his field goals came from inside three-point line ... Recorded career-high five free-throw attempts

FRESHMAN (2016-17)

Averaged 7.6 points (fifth on team) and 2.4 rebounds (fifth on team) per game ... Made 22 of 26 free throws ... led team in FT pct (.846) and ranked sixth in A-10 among players with at least 25 FTA ... Appeared in 35 games with 18 starts ... Made first career start in season-opener vs VMI, grabbing career-high nine rebounds ... Scored career-high 18 points 2/14 at George Mason on 8-12 shooting from field

HIGH SCHOOL

Named All-Metro Player of the Year in 2015-16 by Richmond Times-Dispatch ... All-Metro First Team (14-15, 15-16) ... VISAA All-State First Team (14-15, 15-16) ... 2,815 career points on varsity (most in Virginia High School history) ... Led St. Christopher's to school-record 24 wins and regular season title in 15-16 ... Averaged 25.6 points per game to lead the region in 15-16 ... Also tallied 10.6 rpg, 3.1 apg and 2.4 spg in 15-16 ... Led AAU team (Team Loaded) to 2015 adidas Uprising Summer Championship in Las Vegas

PERSONAL

Father, E.J., played basketball at Old Dominion and grandfather, Edmund, had a Hall of Fame basketball career at VCU before playing with the New York Knicks ... Interested in studying journalism and sports broadcasting ... Born on Oct. 16, 1997



2017-18 SPIDER MEN'S BASKETBALL GAME NOTES

SHEROD GAME LOGS

Opponent	Date	gs	min	Total		3-Pointers		Free throws		Rebounds				pf	a	t/o	blk	stl	pts	avg	
				fg-fga	pct	3fg-fga	pct	ft-fga	pct	off	def	tot	avg								
DELAWARE	11/10/17	*	35	5-15	.333	0-5	.000	3-5	.600	0	2	2	2.0	0	1	1	0	1	13	13.0	
JACKSONVILLE STATE	11/13/17	*	29	4-7	.571	0-2	.000	2-2	1.000	0	1	1	1.5	3	0	2	0	0	10	11.5	
vs UAB	11/20/17	*	36	4-7	.571	1-3	.333	2-2	1.000	1	3	4	2.3	0	3	1	0	1	11	11.3	
vs Cincinnati	11/21/17	*	19	1-5	.200	0-2	.000	0-0	.000	0	1	1	2.0	2	1	0	0	1	2	9.0	
vs Louisiana	11/22/17	*	24	4-9	.444	1-4	.250	0-0	.000	2	2	4	2.4	1	1	3	0	1	9	9.0	
GEORGETOWN	11/25/17	*	25	3-8	.375	1-4	.250	2-2	1.000	2	1	3	2.5	2	1	1	0	1	9	9.0	
VERMONT	11/29/17	*	35	5-9	.556	4-6	.667	0-2	.000	0	4	4	2.7	3	0	0	0	1	14	9.7	
at Wake Forest	12/02/17	*	27	4-8	.500	4-6	.667	0-0	.000	0	1	1	2.5	2	2	0	0	0	12	10.0	
at ODU	12/6/17	*	28	2-8	.250	1-2	.500	2-2	1.000	1	3	4	2.7	1	0	1	0	1	7	9.7	
JMU	12/10/17	*	27	3-7	.429	2-4	.500	0-0	.000	0	4	4	2.8	1	2	1	0	1	8	9.5	
BUCKNELL	12/19/17	*	25	4-9	.444	2-5	.400	1-1	1.000	0	3	3	2.8	3	1	0	0	0	11	9.6	
at Boston College	12/23/17	*	35	4-11	.364	4-9	.444	0-0	.000	0	9	9	3.3	0	3	0	0	0	12	9.8	
DAVIDSON	12/30/17	*	33	7-10	.700	4-6	.667	4-4	1.000	0	9	9	3.8	3	1	1	0	1	22	10.8	
at Fordham	01/03/18	*	31	2-8	.250	1-5	.200	2-2	1.000	1	3	4	3.8	1	2	1	0	0	7	10.5	
at Saint Louis	01/06/18	*	31	1-4	.250	0-3	.000	1-1	1.000	1	4	5	3.9	4	1	1	0	0	3	10.0	
DAYTON	01/09/18	*	21	5-10	.500	3-7	.429	2-2	1.000	0	2	2	3.8	3	1	2	0	0	15	10.3	
GW	1/13/18	*	32	3-6	.500	2-4	.500	2-2	1.000	0	7	7	3.9	2	1	1	0	3	10	10.3	
at VCU	1/17/18	*	33	6-11	.545	2-5	.400	0-1	.000	1	6	7	4.1	3	3	1	0	2	14	10.5	
LAS	01/20/18	*	35	7-12	.583	4-7	.571	0-0	.000	0	5	5	4.2	0	2	1	0	1	18	10.9	
at Duquesne	01/24/18	*	34	10-16	.625	2-5	.400	6-9	.667	1	5	6	4.3	1	3	0	2	0	28	11.8	
at Davidson	01/28/18	*	36	5-10	.500	0-2	.000	0-0	.000	3	11	14	4.7	2	4	1	1	1	10	11.7	
MASON	02/03/18	*	37	10-21	.476	2-7	.286	10-11	.909	4	7	11	5.0	2	0	3	0	3	32	12.6	
VCU	02/07/18	*	29	9-13	.692	0-2	.000	0-0	.000	2	2	4	5.0	2	0	2	0	2	18	12.8	
at St. Bonaventure	02/10/18	*	38	9-20	.450	3-7	.429	5-9	.556	4	5	9	5.1	4	2	2	0	1	26	13.4	
at Rhode Island	2/13/18	*	35	7-9	.778	3-4	.750	4-6	.667	0	4	4	5.1	1	0	2	0	0	21	13.7	
Totals			25	770	124-253	.490	46-116	.397	48-63	.762	23	104	127	5.1	46	35	28	3	22	342	13.7

Games played: 25
 Minutes/game: 30.8
 Points/game: 13.7
 FG Pct: 49.0
 3FG Pct: 39.7
 FT Pct: 76.2

Rebounds/game: 5.1
 Assists/game: 1.4
 Turnovers/game: 1.1
 Assist/turnover ratio: 1.3
 Steals/game: 0.9
 Blocks/game: 0.1

SHEROD CAREER STATS & CAREER HIGHS

				Total		3-Point		F-Throws		Rebounds										Scoring	
Season	gp-gs	min/avg	fg-fga	pct	fg-fga	pct	ft-fga	pct	off	def	tot	avg	pf	fo	ast	to	blk	stl	pts	avg	
2016	35-18	754/21.5	102-223	.457	39-117	.333	22-26	.846	12	71	83	2.4	58	0	31	16	1	19	265	7.6	
2017	25-25	770/30.8	124-253	.490	46-116	.397	48-63	.762	23	104	127	5.1	46	0	35	28	3	22	342	13.7	
TOTAL	60-43	1524/25.4	226-476	.475	85-233	.365	70-89	.787	35	175	210	3.5	104	0	66	44	4	41	607	10.1	

SINGLE-GAME HIGHS [all-time ranking]:

Points: 32, MASON -- 02/03/18
 Rebounds: 14, at Davidson -- 01/28/18
 Assists: 4, at Davidson -- 01/28/18
 Steals: 3, MASON -- 02/03/18; at La Salle -- 02/11/17; GW -- 1/13/18
 Blocks: 2, at Duquesne -- 01/24/18
 FG made: 10, at Duquesne -- 01/24/18; MASON -- 02/03/18
 FG attempts: 21, MASON -- 02/03/18
 3FG made: 5, St. Bonaventure -- 1/11/17
 3FG attempts: 9, St. Bonaventure -- 1/11/17; at Boston College -- 12/23/17
 FT made: 10, MASON -- 02/03/18
 FT attempts: 11, MASON -- 02/03/18





#11 De'Monte BUCKINGHAM

6-4 | 230 | Sophomore

Richmond, Va. Henrico

SOPHOMORE (2017-18)

2/13 at Rhode Island - Returned to lineup for first time since being forced from VCU game with severe leg cramps but played a season-low 24 minutes

2/10 at St. Bonaventure - Did not play while continuing his recovery from cramps and dehydration suffered vs VCU

2/7 vs VCU - Forced from game with severe leg cramps with 8:31 remaining ... Was hospitalized overnight and treated for dehydration

2/3 at George Mason - Served a one-game suspension for violating team rules ... Snapped a streak of 56 straight games played to begin his Richmond career

1/28 at Davidson - Rolled his ankle in first minute of game and was hampered by injury for remainder of contest ... Sealed Spiders win when his three-pointer with 1:06 remaining increased Richmond's lead to seven

1/24 at Duquesne - Took three charges, with final one coming with 48 seconds left in OT and the game tied ... On next Dukes possession, tied up Mike Lewis II for a jump ball to give Spiders possession with eight seconds remaining and Richmond up two ... Was fouled on ensuing inbound pass and made both free throws to seal win ... Scored nine of his 17 points in first 3:39 of the game

1/20 vs La Salle - Finished one rebound shy of a double-double for a second straight game, totaling 12 points and nine rebounds

1/17 at VCU - Finished one rebound shy of his third career double-double, totaling 12 points and nine rebounds, tied for the most by any player on either team ... Fast-break dunk with 5:42 remaining gave Spiders a 21-point lead, their largest of the game, and sent a wave of fans to the exits at the Siegel Center

1/3 at Fordham - Recorded second career double-double, finishing with 10 points and career-high 16 rebounds ... 16 rebounds were the most by any Spider since Terry Allen had 16 vs UMass on February 6, 2016 ... Became first Spider 6'4" or shorter with 16 rebounds in a game since Tony Dobbins vs VCU on December 1, 2001 ... Became fourth player 6'4" or shorter in Division I to have 16 rebounds in a game this season

12/30 vs Davidson - Snapped streak of 12 straight missed three-pointers with a deep three from the top of the key to stretch Richmond's lead to 52-44 with 6:30 remaining

12/19 vs Bucknell - Led team in points (22), rebounds (eight), assists (five), steals (two), and blocks (two) against Bucknell ... Joined T.J. Cline (March 19, 2017 vs Oakland) as the only Spiders to reach all of those totals in a game over the last 20 years ... Made all nine of his free throws, becoming the first Spider to go nine-for-nine or better from the line since Kendall Anthony on March 13, 2014 vs Duquesne (11-11)

12/2 at Wake Forest - Matched season high with nine rebounds, most of any player on either team

11/29 vs Vermont - Picked up two early fouls and was limited to season-low 27 minutes

11/25 vs Georgetown - Scored game and career-high 28 points, the most by a Spiders first or second-year player since 2013 (Kendall Anthony - 31 vs Air Force on Jan. 2) ... Also set career highs in field goals (nine), free throws (nine) and free throw attempts (11)

11/22 vs Louisiana - Scored two of his 11 points on vicious back-door dunk on Spiders first possession after halftime ... Matched career high with eight assists and fell two assists and one rebound shy of joining 2017 A-10 Player of the Year T.J. Cline as the only Spiders to ever record a triple-double

11/10 vs Delaware - Scored team-high 18 points and tied for team-high with six rebounds ... Made Spiders first field goal of season on contested three-pointer with 13:12 remaining in first half

Preseason - Second team Preseason All-Atlantic 10 selection (only non-senior on first or second teams) ... Could join Kevin Anderson in 2009 as only Spiders sophomores to be named All A-10 first or second team ... One of 21 players named to Julius Erving Award Preseason Watch List ... Award is given by Naismith Memorial Basketball Hall of Fame to nation's top small forward

FRESHMAN (2016-17)

Atlantic 10 Rookie of the Year, the first Spider to win that honor since Kendall Anthony in 2012 ... Averaged 10.5 points (fourth on team), 5.6 rebounds (second on team), and 1.6 steals (first on team) per game ... Ranked fourth among A-10 freshmen in points per game and second in rebounds per game ... Registered most rebounds per game by UR freshman since Charles Stephens in 1998-99 (8.3) ... Appeared in all 35 games with 25 starts ... Scored 26 points 3/11 vs VCU in the A-10 tournament ... VaSID Rookie of the Year, an award given by Virginia's sports information directors to the best freshman college player in the state

HIGH SCHOOL

Named 5A State Player of the Year in 2014-15 ... Tabbed All-Metro Player of the Year in 2014-15 by the Richmond Times-Dispatch ... Three-time All-Metro First Team (13-14, 14-15, 15-16) ... Earned consecutive Conference 11 Player of the Year honors in 2014-15 and 2015-16 ... 5A South Region Player of the Year in consecutive seasons (2014-15, 2015-16) ... Led Henrico to two state championships ... Averaged 22 ppg, 10 rpg and 4 apg in 2015-16

PERSONAL

Son of Monica and Nicholas Buckingham Sr. ... Has two siblings: Dazmond and Nicholas Jr. ... Brother Dazmond Starke played collegiately at Idaho and Kentucky Wesleyan and earned first-team All-Great Lakes Valley Conference honors as senior in 2012-13 at Wesleyan ... Born on Dec. 18, 1997 ... First name is pronounced "duh-MONT-ay"



2017-18 SPIDER MEN'S BASKETBALL GAME NOTES

BUCKINGHAM GAME LOGS

Opponent	Date	gs	min	Total		3-Pointers		Free throws		Rebounds				pf	a	t/o	blk	stl	pts	avg	
				fg-fga	pct	3fg-fga	pct	ft-fga	pct	off	def	tot	avg								
DELAWARE	11/10/17	*	34	4-9	.444	2-4	.500	8-10	.800	1	5	6	6.0	3	3	4	0	2	18	18.0	
JACKSONVILLE STATE	11/13/17	*	31	4-11	.364	1-4	.250	4-5	.800	1	4	5	5.5	1	3	1	0	1	13	15.5	
vs UAB	11/20/17	*	34	5-11	.455	2-6	.333	0-0	.000	1	4	5	5.3	2	3	2	0	3	12	14.3	
vs Cincinnati	11/21/17	*	32	2-7	.286	1-3	.333	1-2	.500	2	5	7	5.8	1	3	7	0	0	6	12.3	
vs Louisiana	11/22/17	*	33	5-12	.417	1-3	.333	0-0	.000	2	7	9	6.4	2	8	3	0	1	11	12.0	
GEORGETOWN	11/25/17	*	33	9-12	.750	1-3	.333	9-11	.818	3	3	6	6.3	1	3	2	2	0	28	14.7	
VERMONT	11/29/17	*	27	3-9	.333	2-5	.400	4-4	1.000	1	3	4	6.0	5	1	4	0	0	12	14.3	
at Wake Forest	12/02/17	*	29	4-12	.333	1-5	.200	2-2	1.000	3	6	9	6.4	4	2	2	1	1	11	13.9	
at ODU	12/6/17	*	32	4-13	.308	3-7	.429	0-0	.000	1	5	6	6.3	2	4	4	1	1	11	13.6	
JMU	12/10/17	*	32	3-12	.250	0-6	.000	0-2	.000	1	6	7	6.4	4	1	0	0	1	6	12.8	
BUCKNELL	12/19/17	*	35	6-16	.375	1-4	.250	9-9	1.000	4	4	8	6.5	3	5	2	2	2	22	13.6	
at Boston College	12/23/17	*	36	2-9	.222	0-6	.000	3-4	.750	2	7	9	6.8	5	6	2	1	2	7	13.1	
DAVIDSON	12/30/17	*	30	4-10	.400	1-4	.250	3-6	.500	1	5	6	6.7	1	0	2	0	0	12	13.0	
at Fordham	01/03/18	*	31	4-5	.800	1-1	1.000	1-4	.250	5	11	16	7.4	4	2	4	1	1	10	12.8	
at Saint Louis	01/06/18	*	33	3-6	.500	3-4	.750	0-0	.000	1	7	8	7.4	4	6	5	0	0	9	12.5	
DAYTON	01/09/18	*	34	5-11	.455	1-5	.200	3-3	1.000	2	5	7	7.4	2	3	0	0	0	14	12.6	
GW	1/13/18	*	32	5-8	.625	0-1	.000	4-5	.800	2	6	8	7.4	2	4	4	1	1	14	12.7	
at VCU	1/17/18	*	31	5-8	.625	1-2	.500	1-1	1.000	1	8	9	7.5	3	2	3	1	0	12	12.7	
LAS	01/20/18	*	35	3-9	.333	1-3	.333	5-8	.625	3	6	9	7.6	2	4	3	1	1	12	12.6	
at Duquesne	01/24/18	*	40	5-6	.833	2-3	.667	5-6	.833	0	5	5	7.5	1	6	4	0	1	17	12.9	
at Davidson	01/28/18	*	29	2-8	.250	1-3	.333	3-4	.750	1	1	2	7.2	3	3	1	0	2	8	12.6	
MASON	02/03/18	dnp	-	-	-	-	-	-	-	-	-	-	-	-	-	-	-	-	-	-	
VCU	02/07/18	*	25	1-5	.200	0-3	.000	5-6	.833	2	6	8	7.2	0	0	1	0	0	7	12.4	
at St. Bonaventure	02/10/18	dnp	-	-	-	-	-	-	-	-	-	-	-	-	-	-	-	-	-	-	
at Rhode Island	2/13/18	*	24	1-4	.250	0-1	.000	0-0	.000	1	3	4	7.1	3	4	3	0	0	2	11.9	
Totals			23	732	89-213	.418	26-86	.302	70-92	.761	41	122	163	7.1	58	76	63	11	20	274	11.9

Games played: 23
 Minutes/game: 31.8
 Points/game: 11.9
 FG Pct: 41.8
 3FG Pct: 30.2
 FT Pct: 76.1

Rebounds/game: 7.1
 Assists/game: 3.3
 Turnovers/game: 2.7
 Assist/turnover ratio: 1.2
 Steals/game: 0.9
 Blocks/game: 0.5

BUCKINGHAM CAREER STATS & CAREER HIGHS

Season	gp-gs	min/avg	Total		3-Point		F-Throws		Rebounds				pf	fo	ast	to	blk	stl	Scoring	
			fg-fga	pct	fg-fga	pct	ft-fga	pct	off	def	tot	avg							pts	avg
2016	35-25	1047/29.9	124-270	.459	46-129	.357	73-97	.753	44	152	196	5.6	107	3	79	70	24	56	367	10.5
2017	23-23	732/31.8	89-213	.418	26-86	.302	70-92	.761	41	122	163	7.1	58	2	76	63	11	20	274	11.9
TOTAL	58-48	1779/30.7	213-483	.441	72-215	.335	143-189	.757	85	274	359	6.2	165	5	155	133	35	76	641	11.1

SINGLE-GAME HIGHS [all-time ranking]:

Points: 28, GEORGETOWN -- 11/25/17
 Rebounds: 16, at Fordham -- 01/03/18
 Assists: 8, at Massachusetts -- 03/01/17; vs Louisiana -- 11/22/17
 Steals: 4, Davidson -- 2/21/17; at Alabama -- 3/14/17; Saint Louis -- 3/4/17
 Blocks: 3, Rhode Island -- 1/25/17; vs Boston College -- 11/26/16
 FG made: 9, GEORGETOWN -- 11/25/17; vs VCU -- 3/11/17
 FG attempts: 16, BUCKNELL -- 12/19/17
 3FG made: 5, at Fordham -- 02/25/17
 3FG attempts: 9, at Fordham -- 02/25/17
 FT made: 9, GEORGETOWN -- 11/25/17; BUCKNELL -- 12/19/17
 FT attempts: 11, GEORGETOWN -- 11/25/17






#12 Phoenix FORD
6-8 | 210 | Freshman
St. Petersburg, Fla.
St. Petersburg

HIGH SCHOOL

Was home-schooled but played for St. Petersburg High School ... Reached state quarterfinals senior year in Class 8A ... reached state finals junior year in Class 7A ... Honorable mention All-Tampa selection, first team All-Pinellas County selection by Tampa Bay Times following senior season

PERSONAL

Son of Denise and Alfredo Ford ... Has nine siblings and is part of fraternal triplets (C.J. and B.J.) ... Brother Quincy was a second-team All-CAA selection at Northeastern in 2016 and spent time with Utah Jazz and New Orleans Pelicans during 2016-17 season before landing with Salt Lake City Stars of NBA D-League; he averaged 8.6 points and 8.3 rebounds in 26 games for Stars ... Previously went by A.J. Ford ... Born on April 11, 1999





#21 Tomas VERBINSKIS
6-7 | 210 | Freshman
Klaipeda, Lithuania
Sagemont

HIGH SCHOOL

Attended The Sagemont School in Weston, Fla. (same school as current teammate Joe Kirby) ... Honorable mention All-Broward County selection in 2016 and 2017 ... Led team to Florida's 4A quarterfinals as a senior

PERSONAL

Son of Julanta Verbinskis ... Native of Lithuania who moved to the United States for high school ... Competed in 2014 U16 FIBA European Championships for Lithuania, averaging 6.0 points per game ... Born on April 2, 1998



#22 Sullivan KULJU
6-6 | 220 | Freshman
New Berlin, Wisc.
Eisenhower

HIGH SCHOOL

4-year varsity starter at New Berlin Eisenhower ... Member of school's 1,000-point club ... Led team to 40-9 record in his last two seasons ... 3-time All-Woodland Conference selection ... 2-time All-Area selection by Milwaukee Journal Sentinel ... Team captain as a senior ... Averaged 15.1 points and 5.2 rebounds per game ... 3-time letterwinner in football ... Honorable Mention All-Woodland Conference at wide receiver as a senior ... DECA (Distributive Education Clubs of America) state qualifier

PERSONAL

Son of Eric and Kimberly Kulju ... Has an older brother Keenan and a younger sister Tierney ... Born on Sept. 8, 1998 ... Last name is pronounced "COOL-you"





#25 Jordan MADRID-ANDREWS

6-8 | 240 | Grad Student

Park Hill, Colo.

Chicago State

GRADUATE STUDENT (2017-18)

1/28 at Davidson - Snapped streak of nine straight DNPs by playing six minutes in the first half

12/2 at Wake Forest - Scored on driving layup from the high post

11/13 vs Jacksonville St - Scored first points of Spiders career on pump-fake and jumper late in first half

SENIOR (2016-17)

Did not play for Chicago State after suffering injuries in a car accident on July 30, 2016 ... Was granted sixth-year waiver by NCAA to maintain his eligibility ... Graduated with a degree in Marketing

JUNIOR (2015-16)

Appeared in 31 games with 12 starts for Chicago State ... Averaged 3.8 points and 3.6 rebounds per game

SOPHOMORE (2014-15)

Averaged 12 points and 10 rebounds per game at Umpqua Community College in Roseburg, Ore.

2013-14 - Attended Western State Colorado University but did not play basketball

FRESHMAN (2012-13)

Played at Butler (Kan.) Community College ... Appeared in 32 games ... scored 5.0 points per game and shot .583 from the field

HIGH SCHOOL

Averaged 14.8 points and 8.8 rebounds per game ... Honorable mention All-Colorado Class 3A selection by the Denver Post as a senior ... First-team all-conference selection ... Also played volleyball (middle hitter) and football (tight end)

PERSONAL

Son of Joyce Madrid-Andrews and Richard Andrews ... Born on Nov. 1, 1994 ... Enrolled in college as a 17-year-old

GAME LOGS

Opponent	Date	gs	min	Total		3-Pointers		Free throws		Rebounds				pf	a	t/o	blk	stl	pts	avg
				fg-fga	pct	3fg-fga	pct	ft-fa	pct	off	def	tot	avg							
DELAWARE	11/10/17	1		0-0	.000	0-0	.000	0-0	.000	0	0	0	0.0	0	0	0	0	0	0	0.0
JACKSONVILLE STATE	11/13/17	4		1-2	.500	0-1	.000	0-0	.000	0	0	0	0.0	2	0	1	0	0	2	1.0
vs UAB	11/20/17	dnp		-	-	-	-	-	-	-	-	-	-	-	-	-	-	-	-	-
vs Cincinnati	11/21/17	11		0-0	.000	0-0	.000	0-0	.000	0	2	2	0.7	1	0	2	1	0	0	0.7
vs Louisiana	11/22/17	dnp		-	-	-	-	-	-	-	-	-	-	-	-	-	-	-	-	-
GEORGETOWN	11/25/17	5		0-1	.000	0-1	.000	0-0	.000	1	1	2	1.0	2	0	0	0	0	0	0.5
VERMONT	11/29/17	3		0-0	.000	0-0	.000	0-0	.000	0	0	0	0.8	1	0	0	1	0	0	0.4
at Wake Forest	12/02/17	3		1-2	.500	0-0	.000	0-0	.000	0	0	0	0.7	1	0	0	0	0	2	0.7
at ODU	12/6/17	2		0-0	.000	0-0	.000	0-0	.000	0	0	0	0.6	0	0	0	0	0	0	0.6
JMU	12/10/17	2		0-0	.000	0-0	.000	0-0	.000	0	0	0	0.5	0	0	0	0	0	0	0.5
BUCKNELL	12/19/17	1		0-0	.000	0-0	.000	0-0	.000	0	0	0	0.4	0	0	0	0	0	0	0.4
at Boston College	12/23/17	dnp		-	-	-	-	-	-	-	-	-	-	-	-	-	-	-	-	-
DAVIDSON	12/30/17	dnp		-	-	-	-	-	-	-	-	-	-	-	-	-	-	-	-	-
at Fordham	01/03/18	dnp		-	-	-	-	-	-	-	-	-	-	-	-	-	-	-	-	-
at Saint Louis	01/06/18	dnp		-	-	-	-	-	-	-	-	-	-	-	-	-	-	-	-	-
DAYTON	01/09/18	dnp		-	-	-	-	-	-	-	-	-	-	-	-	-	-	-	-	-
GW	1/13/18	dnp		-	-	-	-	-	-	-	-	-	-	-	-	-	-	-	-	-
at VCU	1/17/18	dnp		-	-	-	-	-	-	-	-	-	-	-	-	-	-	-	-	-
LAS	01/20/18	dnp		-	-	-	-	-	-	-	-	-	-	-	-	-	-	-	-	-
at Duquesne	01/24/18	dnp		-	-	-	-	-	-	-	-	-	-	-	-	-	-	-	-	-
at Davidson	01/28/18	6		0-1	.000	0-1	.000	0-0	.000	0	0	0	0.4	0	0	0	0	0	0	0.4
MASON	02/03/18	dnp		-	-	-	-	-	-	-	-	-	-	-	-	-	-	-	-	-
VCU	02/07/18	dnp		-	-	-	-	-	-	-	-	-	-	-	-	-	-	-	-	-
at St. Bonaventure	02/10/18	dnp		-	-	-	-	-	-	-	-	-	-	-	-	-	-	-	-	-
at Rhode Island	2/13/18	2		0-0	.000	0-0	.000	0-0	.000	0	0	0	0.4	0	0	0	0	0	0	0.4
Totals		0	40	2-6	.333	0-3	.000	0-0	.000	1	3	4	0.4	7	0	3	2	0	4	0.4

CAREER STATISTICS

			Total				3-Point			F-Throw			Rebounds											
Year	GP	GS	Min	Avg	FG	FGA	Pct	FG	FGA	Pct	FT	FTA	Pct	Off	Def	Tot	Avg	PF	Ast	TO	Blk	Stl	Pts	Avg
2015	31	12	461	14.9	46	91	.505	1	4	.250	24	46	.522	46	67	113	3.6	82	10	37	7	11	117	3.8
2017	11	0	40	3.8	2	6	.333	0	3	.000	0	0	.000	1	3	4	0.4	7	0	3	2	0	4	0.4
TOTAL	42	12	501	11.9	48	97	.495	1	7	.143	24	46	.522	47	70	117	2.8	89	10	40	9	11	121	2.9

CAREER SINGLE-GAME HIGHS (CHICAGO ST & RICHMOND)

Points: 14, vs Alabama St -- 11/28/15

Rebounds: 10, at Ball St -- 12/31/15

Assists: 3, vs Alabama St -- 11/28/15; Illinois Tech -- 11/13/15

Steals: 3, Illinois Tech -- 11/13/15

Blocks: 1, nine times

FG made: 7, vs Alabama St -- 11/28/15

FG attempts: 11, vs Alabama St -- 11/28/15

3FG made: 1, New Mexico St -- 2/13/16

3FG attempts: 1, four times

FT made: 5, UMKC -- 3/5/16





#30 Keith ODDO
6-1 | 185 | Junior
Roanoke, Va.
North Cross

JUNIOR (2017-18)

12/22 vs Bucknell - Made season debut, playing one minute
midway through second half
2/13 at Rhode Island - Played final two minutes and hit three-
pointer on Spiders final possession for his first career points

SOPHOMORE (2016-17)

Made Spiders debut 2/25 at Fordham ... Played two minutes ...
did not record a point, rebound, or assist

FRESHMAN (2015-16)

Did not play

HIGH SCHOOL

Averaged 13.8 ppg, 4.7 apg, 3.8 rpg and 1.3 spg in his senior
season ... Helped North Cross HS to a 20-4 record as a senior,
earning team MVP honors ... Scored over 1,000 points in career,
hitting 38 percent from long range ... Two-time All-Conference
first-team selection ... Won three regular season and three
conference tournament championships, qualifying for state
tournament four times

PERSONAL

Born on June 10, 1996



#31 Jordan GAITLEY
6-4 | 190 | Freshman
Haverford, Pa.
Fordham Prep (N.Y.)

HIGH SCHOOL

2017 League MVP of New York's Catholic High Schools Athletic
Association (CHSAA) A Division ... Averaged 20.5 points per
game as a senior ... led team to CHSAA A Division Final ... Class
A first-team All-State selection

PERSONAL

Son of Frank and Stephanie Gaitley ... Mother Stephanie is head
coach of the women's basketball team at Fordham University
and was head coach of the women's team at Richmond from
1985-91 (116-63 in 6 seasons) ... Older brother Dutch played
at Temple and Monmouth and is currently Video Coordinator
for the San Antonio Spurs ... Older brother D.C. played in seven
games for Fordham ... Born on June 23, 1998

GAME LOGS

Opponent	Date	gs	min	Total		3-Pointers		Free throws		Rebounds				pf	a	tlo	blk	stl	pts	avg
				fg	fga	3fg	3fga	ft	fta	off	def	tot	avg							
DELAWARE	11/10/17	dnp	-	-	-	-	-	-	-	-	-	-	-	-	-	-	-	-	-	-
JACKSONVILLE STATE	11/13/17	dnp	-	-	-	-	-	-	-	-	-	-	-	-	-	-	-	-	-	-
vs UAB	11/20/17	dnp	-	-	-	-	-	-	-	-	-	-	-	-	-	-	-	-	-	-
vs Cincinnati	11/21/17	dnp	-	-	-	-	-	-	-	-	-	-	-	-	-	-	-	-	-	-
vs Louisiana	11/22/17	dnp	-	-	-	-	-	-	-	-	-	-	-	-	-	-	-	-	-	-
GEORGETOWN	11/25/17	dnp	-	-	-	-	-	-	-	-	-	-	-	-	-	-	-	-	-	-
VERMONT	11/29/17	dnp	-	-	-	-	-	-	-	-	-	-	-	-	-	-	-	-	-	-
at Wake Forest	12/02/17	dnp	-	-	-	-	-	-	-	-	-	-	-	-	-	-	-	-	-	-
at ODU	12/6/17	dnp	-	-	-	-	-	-	-	-	-	-	-	-	-	-	-	-	-	-
JMU	12/10/17	dnp	-	-	-	-	-	-	-	-	-	-	-	-	-	-	-	-	-	-
BUCKNELL	12/19/17	1	0-0	0-0	.000	0-0	.000	0-0	.000	0	0	0	0.0	0	0	0	0	0	0	0.0
at Boston College	12/23/17	dnp	-	-	-	-	-	-	-	-	-	-	-	-	-	-	-	-	-	-
DAVIDSON	12/30/17	dnp	-	-	-	-	-	-	-	-	-	-	-	-	-	-	-	-	-	-
at Fordham	01/03/18	dnp	-	-	-	-	-	-	-	-	-	-	-	-	-	-	-	-	-	-
at Saint Louis	01/06/18	dnp	-	-	-	-	-	-	-	-	-	-	-	-	-	-	-	-	-	-
DAYTON	01/09/18	dnp	-	-	-	-	-	-	-	-	-	-	-	-	-	-	-	-	-	-
GW	1/13/18	dnp	-	-	-	-	-	-	-	-	-	-	-	-	-	-	-	-	-	-
at VCU	1/17/18	dnp	-	-	-	-	-	-	-	-	-	-	-	-	-	-	-	-	-	-
LAS	01/20/18	dnp	-	-	-	-	-	-	-	-	-	-	-	-	-	-	-	-	-	-
at Duquesne	01/24/18	dnp	-	-	-	-	-	-	-	-	-	-	-	-	-	-	-	-	-	-
at Davidson	01/28/18	dnp	-	-	-	-	-	-	-	-	-	-	-	-	-	-	-	-	-	-
MASON	02/03/18	dnp	-	-	-	-	-	-	-	-	-	-	-	-	-	-	-	-	-	-
VCU	02/07/18	dnp	-	-	-	-	-	-	-	-	-	-	-	-	-	-	-	-	-	-
at St. Bonaventure	02/10/18	dnp	-	-	-	-	-	-	-	-	-	-	-	-	-	-	-	-	-	-
at Rhode Island	2/13/18	2	1-1	1-1	1.000	1-1	1.000	0-0	.000	0	0	0	0.0	1	0	0	0	0	3	1.5
Totals		0	3	1-1	1.000	1-1	1.000	0-0	.000	0	0	0	0.0	1	0	0	0	0	3	1.5

CAREER STATISTICS

Year	GP	GS	Min	Avg	Total			3-Point			F-Throw			Rebounds				PF	Ast	TO	Blk	Stl	Pts	Avg
					FG	FGA	Pct	FG	FGA	Pct	FT	FTA	Pct	Off	Def	Tot	Avg							
2016	1	0	2	2.0	0	0	.000	0	0	.000	0	0	.000	0	0	0	0.0	0	0	1	0	0	0	0.0
2017	2	0	3	2.0	1	1	1.000	1	1	1.000	0	0	.000	0	0	0	0.0	1	0	0	0	0	3	1.5
TOTAL	3	0	5	1.7	1	1	1.000	1	1	1.000	0	0	.000	0	0	0	0.0	1	0	1	0	0	3	1.0





#32 Julius JOHNSON

6-3 | 200 | Junior

Cocoa, Fla.

Florida Air Academy

JUNIOR (2017-18)

2/3 vs *George Mason* - Played season-high 27 minutes, finishing with seven points and two rebounds

1/9 vs *Dayton* - Scored career-high 17 points and made career-high five three-pointers ... Led team in scoring for second time in three games ... Best three-point FG pct (.714) by a Spider with at least seven attempts since Marshall Wood on 1/28/16 at GW (7-8, .875)

1/3 at *Fordham* - Hit four of nine three-point attempts to lead the Spiders with 12 points ... First time in his career he's led Richmond in scoring in a game

12/10 vs *JMU* - Became first Spider to come off bench and register 11 points, five rebounds, and three steals since 2011 (Francis-Cedric Martel) ... Highlight-reel mid-air finger roll putback disallowed because of a foul on the floor ... Used stepback crossover move to shake defender on 'And-1' in first half

12/2 at *Old Dominion* - Hit a pair of late three-pointers to finish with six points

11/29 vs *Vermont* - Recorded his only assist of game on great no-look pass to Grant Golden

11/21 vs *Cincinnati* - Scored first points of the season on rainbow three-pointer from the wing

11/13 vs *Jacksonville St* - Registered team-high three steals in 15 minutes ... first Spider with three steals in 15 or fewer minutes since 12/12/15 (Khwan Fore vs Longwood)

11/10 vs *Delaware* - Came off bench to play 13 minutes, grabbing three rebounds

SOPHOMORE (2016-17)

Played in all 35 games with 17 starts ... Averaged 22.4 minutes per game (fifth on team) ... Scored 4.9 points and recorded 2.6 rebounds per game ... Scored career-high 16 points vs Duquesne (1/28) and matched it vs Davidson (2/21) ... Registered career-highs in rebounds (eight) and assists (four) at Bucknell (11/30)

FRESHMAN (2015-16)

Played in 26 games, averaging 8.0 minutes per game ... Scored 36 points and grabbed 22 rebounds ... Scored first career points on a bucket against Stetson (11/15)

HIGH SCHOOL

Led Florida Air Academy to a 21-5 record in 2014-15, advancing to regional finals ... Scored 21 points per game and averaged four rebounds and five assists in 2014-15 season ... Earned Florida 3A All-State Second Team honors after both junior, senior seasons ... Averaged 28 points per game as a junior, leading FAA to 26-2 record ... Only second player in school history to surpass 1,000 points by junior season ... Ranked #32 in FloridaHoops.com top state players in class of 2015

PERSONAL

Son of Katherine Jameson ... Born on April 25, 1996



2017-18 SPIDER MEN'S BASKETBALL GAME NOTES

JOHNSON GAME LOGS

Opponent	Date	gs	min	Total		3-Pointers		Free throws		Rebounds				pf	a	t/o	blk	stl	pts	avg
				fg-fga	pct	3fg-fga	pct	ft-fga	pct	off	def	tot	avg							
DELAWARE	11/10/17	13		0-3	.000	0-1	.000	0-0	.000	1	2	3	3.0	4	0	1	0	0	0	0.0
JACKSONVILLE STATE	11/13/17	15		0-1	.000	0-1	.000	0-0	.000	0	1	1	2.0	3	1	1	0	3	0	0.0
vs UAB	11/20/17	10		0-2	.000	0-2	.000	0-0	.000	0	0	0	1.3	1	1	0	0	1	0	0.0
vs Cincinnati	11/21/17	16		1-3	.333	1-2	.500	1-2	.500	0	1	1	1.3	4	2	3	0	2	4	1.0
vs Louisiana	11/22/17	12		2-3	.667	0-1	.000	1-1	1.000	0	1	1	1.2	2	0	1	0	1	5	1.8
GEORGETOWN	11/25/17	18		1-4	.250	1-4	.250	0-0	.000	0	1	1	1.2	2	2	0	0	1	3	2.0
VERMONT	11/29/17	12		0-0	.000	0-0	.000	0-0	.000	0	1	1	1.1	1	1	0	0	1	0	1.7
at Wake Forest	12/02/17	10		1-2	.500	0-0	.000	0-0	.000	0	0	0	1.0	0	0	0	0	1	2	1.8
at ODU	12/6/17	19		2-4	.500	2-3	.667	0-0	.000	2	1	3	1.2	0	0	1	0	1	6	2.2
JMU	12/10/17	20		3-6	.500	2-5	.400	3-3	1.000	1	4	5	1.6	2	1	0	0	3	11	3.1
BUCKNELL	12/19/17	14		0-0	.000	0-0	.000	1-2	.500	1	3	4	1.8	3	0	1	0	0	1	2.9
at Boston College	12/23/17	15		2-3	.667	0-1	.000	0-0	.000	0	0	0	1.7	2	0	1	0	0	4	3.0
DAVIDSON	12/30/17	14		1-2	.500	1-2	.500	0-0	.000	0	1	1	1.6	1	0	0	0	0	3	3.0
at Fordham	01/03/18	26		4-9	.444	4-9	.444	0-0	.000	0	0	0	1.5	1	2	2	0	0	12	3.6
at Saint Louis	01/06/18	10		0-0	.000	0-0	.000	0-0	.000	0	1	1	1.5	2	0	0	0	0	0	3.4
DAYTON	01/09/18	26		5-9	.556	5-7	.714	2-2	1.000	1	1	2	1.5	3	1	2	0	1	17	4.3
GW	1/13/18	17		0-1	.000	0-1	.000	0-0	.000	0	2	2	1.5	0	3	0	0	1	0	4.0
at VCU	1/17/18	13		1-4	.250	1-2	.500	0-0	.000	0	2	2	1.6	1	0	0	0	0	3	3.9
LAS	01/20/18	12		3-4	.750	0-1	.000	0-0	.000	1	0	1	1.5	2	0	0	0	0	6	4.1
at Duquesne	01/24/18	12		1-1	1.000	1-1	1.000	0-0	.000	0	2	2	1.6	1	0	1	0	0	3	4.0
at Davidson	01/28/18	13		0-1	.000	0-1	.000	0-0	.000	0	1	1	1.5	1	1	0	0	0	0	3.8
MASON	02/03/18	27		3-5	.600	1-3	.333	0-0	.000	1	1	2	1.5	2	1	0	0	0	7	4.0
VCU	02/07/18	24		0-3	.000	0-2	.000	0-0	.000	1	1	2	1.6	4	0	0	0	0	0	3.8
at St. Bonaventure	02/10/18	15		0-2	.000	0-1	.000	0-0	.000	0	2	2	1.6	1	1	0	0	0	0	3.6
at Rhode Island	2/13/18	15		0-3	.000	0-2	.000	0-0	.000	1	0	1	1.6	1	1	0	0	0	0	3.5
Totals		0	398	30-75	.400	19-52	.365	8-10	.800	10	29	39	1.6	44	18	14	0	16	87	3.5

Games played: 25
 Minutes/game: 15.9
 Points/game: 3.5
 FG Pct: 40.0
 3FG Pct: 36.5
 FT Pct: 80.0

Rebounds/game: 1.6
 Assists/game: 0.7
 Turnovers/game: 0.6
 Assist/turnover ratio: 1.3
 Steals/game: 0.6

JOHNSON CAREER STATS & CAREER HIGHS

Season	gp-gs	min/avg	Total		3-Point		F-Throws		Rebounds				pf	fo	ast	to	blk	stl	Scoring	
			fg-fga	pct	fg-fga	pct	ft-fga	pct	off	def	tot	avg							pts	avg
2015	26-0	207/8.0	13-46	.283	6-33	.182	4-5	.800	6	16	22	0.8	30	0	6	4	4	1	36	1.4
2016	35-17	783/22.4	59-142	.415	26-83	.313	27-34	.794	19	71	90	2.6	88	0	34	24	5	23	171	4.9
2017	25-0	398/15.9	30-75	.400	19-52	.365	8-10	.800	10	29	39	1.6	44	0	18	14	0	16	87	3.5
TOTAL	86-17	1388/16.1	102-263	.388	51-168	.304	39-49	.796	35	116	151	1.8	162	0	58	42	9	40	294	3.4

SINGLE-GAME HIGHS [all-time ranking]:

Points: 17, Dayton -- 01/09/18
 Rebounds: 8, at Bucknell -- 11/30/16
 Assists: 4, at Bucknell -- 11/30/16
 Steals: 3, Jacksonville State -- 11/13/17; JMU -- 12/10/17
 Blocks: 2, UMBC -- 12/10/16
 FG made: 5, 5 times
 FG attempts: 9, at Fordham -- 01/03/18; Dayton -- 01/09/18
 3FG made: 5, Dayton -- 01/09/18
 3FG attempts: 9, at Fordham -- 01/03/18
 FT made: 3, Hampton -- 11/22/16; JMU -- 12/10/17
 FT attempts: 4, Hampton -- 11/22/16





#33 Grant GOLDEN

6-10 | 260 | Redshirt Freshman

Winchester, Va.

St. James (Md.)

REDSHIRT FRESHMAN (2017-18)

2/10 at St. Bonaventure - Scored 24 points and recorded six rebounds ... Scored eight straight points for UR midway through second half to give Spiders a 61-59 lead with 13:17 remaining

2/7 vs VCU - Finished one rebound shy of a double-double, totaling 16 points and nine rebounds ... 14 of 16 points came in first half

2/3 vs George Mason - Registered fourth double-double of the season (10 points, 10 rebounds) and first since December 30

1/29 - Named A-10 Rookie of the Week after averaging 22.5 points and 7.0 rebounds in a pair of Spiders road wins ... Became second Spiders freshman to win multiple A-10 Rookie of the Week awards in as many years after De'Monte Buckingham won three in 2016-17 en route to being named A-10 Rookie of the Year ... Was also named A-10 Player of the Week by College Sports Madness

1/28 at Davidson - Scored a game-high 24 points on 11-15 shooting from the field ... Scored the first seven points of a critical 12-0 run in the second half that gave the Spiders the lead for good ... First Spider to score at least 24 points in 28 or fewer minutes since T.J. Cline on Feb. 3, 2016 vs George Mason (29 points, 25 minutes)

1/24 at Duquesne - Finished one rebound shy of a double-double, totaling 21 points and nine rebounds ... Sixth 20-point effort of season tied Charles Stephens in 1998-99 for the most by a Spiders freshman in the last 20 years ... With 15 seconds left in regulation and Richmond trailing by one, made jumper in lane and was fouled to give UR a two-point lead ... Vicious follow-up dunk with 13:41 left in regulation gave Richmond its largest lead of game (16 points) ... Tied career high with three steals

1/20 vs La Salle - Scored 18 points, tied for the most on the team ... Registered his second block of the game on a La Salle layup attempt with 56 seconds remaining and the Spiders leading by three

1/17 at VCU - Scoring a game-high 17 points while matching up against Preseason First Team All-A-10 Forward Justin Tillman (12 points) ... Scored in several different ways, hitting layups around the rim, step-back jumpshots, and a three-pointer

1/13 vs GW - Scored game-high 24 points ... Fifth 20-point effort of season, tied for second-most by a Spiders freshman over the last 20 years (Charles Stephens - 6 in 1998-99)

1/6 at Saint Louis - Scored 24 points with eight rebounds and tied a career high with three blocks ... Became first Spiders freshman with four 20-point games since Kendall Anthony in 2011-12, the same season he was named A-10 Rookie of the Year

12/30 at Davidson - Recorded third career double-double and second in as many games ... Became first Spiders freshman with back-to-back double-doubles since 1998 (Charles Stephens) ... Tied career high with 10 rebounds

12/23 at Boston College - Led Spiders with 17 points and 10 rebounds for his second double-double of season ... Became first Spiders freshman with multiple double-doubles since Charles Stephens in 1998-99

12/10 vs JMU - Registered career-high five assists, the most by a Spider 6'10" or taller since Josh Duinker in 2012

11/29 vs Vermont - Played career-high 37 minutes, finishing with 13 points, six rebounds, and four assists

11/27 - Named Atlantic 10 Freshman of the Week after averaging 19.5 points and 6.3 rebounds in four games from 11/20-26

11/25 vs Georgetown - Registered first career double-double, finishing with 24 points and 10 rebounds ... Became first UR freshman with 24 and 10 in a game since 1999 (Charles Stephens, February 8) ... Had 17 points and seven rebounds at halftime

11/22 vs Louisiana - Scored 24 points and added seven rebounds, becoming the first Spiders freshman with a pair of 24-7 games since Charles Stephens in 1999 ... Earned all-tournament honors at Cayman Islands Classic after averaging 18 points and five rebounds in the Spiders three games

11/21 vs Cincinnati - Limited to 22 minutes by foul trouble

11/20 vs UAB - Scored career-high 26 points, tied with current teammate De'Monte Buckingham for most by UR freshman in last 10 years ... 1st UR freshman with 26 points and seven rebounds in a game since Charles Stephens in 1999 ... 1st player in nation to have a game with 26 points, seven rebounds and two assists in a game this season

11/13 vs Jacksonville St - Led or tied for team lead in points (13), rebounds (six), assists (four), and blocks (two) ... Also set or tied career highs in each category, plus steals (two) ... Third Spider to lead team in points, rebounds, assists, and blocks in a game in last 15 years (T.J. Cline, Kevin Steenberge)

11/10 vs Delaware - Made first career start ... Registered six points and six rebounds

FRESHMAN (2016-17)

Granted medical redshirt by NCAA after undergoing heart surgery on 12/22 to correct an accelerated heart rate that caused him to collapse vs Texas Tech on 12/17 ... Appeared in nine games totaling 18 points, 18 rebounds, and eight assists ... Led team with 10.6 rebounds per 40 minutes in limited action

HIGH SCHOOL

Moved to St. James HS in Hagerstown, Md. for final two seasons of high school ... Washington County Co-Player of the Year in 2015-16 ... Led St. James to Independent-Parochial School League and Mid-Atlantic Conference titles ... Averaged 17.2 ppg, 10.3 rpg, 3.5 apg and 1.3 bpg in his senior year ... Shot 54.7 percent from the field and 42.9 percent from three in 15-16 ... Sat out junior season with injury ... Averaged 18.1 ppg and 7.7 rpg in 2013-14 at Sherando HS in Stephens City, Va.

PERSONAL

Father played at Fairfield University and two grandfathers played collegiate football ... Has a younger brother, Bryce, who has committed to play basketball at Pittsburgh ... Born on Jan. 15, 1998



2017-18 SPIDER MEN'S BASKETBALL GAME NOTES

GOLDEN GAME LOGS

Opponent	Date	gs	min	Total		3-Pointers		Free throws		Rebounds				pf	a	t/o	blk	stl	pts	avg
				fg-fga	pct	3fg-fga	pct	ft-fa	pct	off	def	tot	avg							
DELAWARE	11/10/17	*	33	2-7	.286	0-3	.000	2-2	1.000	1	5	6	6.0	4	1	2	2	0	6	6.0
JACKSONVILLE STATE	11/13/17	*	29	4-10	.400	0-1	.000	5-8	.625	1	5	6	6.0	4	4	1	2	2	13	9.5
vs UAB	11/20/17	*	31	11-19	.579	2-6	.333	2-2	1.000	2	5	7	6.3	3	2	2	3	1	26	15.0
vs Cincinnati	11/21/17	*	22	2-8	.250	0-1	.000	0-0	.000	0	1	1	5.0	4	0	2	1	0	4	12.3
vs Louisiana	11/22/17	*	36	10-14	.714	2-2	1.000	2-3	.667	0	7	7	5.4	1	3	3	2	1	24	14.6
GEORGETOWN	11/25/17	*	35	10-15	.667	4-8	.500	0-0	.000	2	8	10	6.2	3	1	1	1	1	24	16.2
VERMONT	11/29/17	*	37	6-13	.462	0-1	.000	1-2	.500	1	5	6	6.1	3	4	3	0	0	13	15.7
at Wake Forest	12/02/17	*	31	7-18	.389	1-6	.167	1-3	.333	0	7	7	6.3	1	4	6	1	0	16	15.8
at ODU	12/6/17	*	27	5-12	.417	1-3	.333	1-4	.250	1	3	4	6.0	5	2	5	1	0	12	15.3
JMU	12/10/17	*	34	5-10	.500	2-4	.500	0-0	.000	2	2	4	5.8	2	5	1	1	3	12	15.0
BUCKNELL	12/19/17	*	30	5-10	.500	0-3	.000	4-5	.800	0	8	8	6.0	3	4	2	2	1	14	14.9
at Boston College	12/23/17	*	33	8-19	.421	1-4	.250	0-0	.000	4	6	10	6.3	1	3	5	2	0	17	15.1
DAVIDSON	12/30/17	*	29	4-11	.364	0-2	.000	4-4	1.000	1	9	10	6.6	3	1	1	1	0	12	14.8
at Fordham	01/03/18	*	22	2-4	.500	0-0	.000	2-2	1.000	0	2	2	6.3	0	2	3	0	0	6	14.2
at Saint Louis	01/06/18	*	33	8-15	.533	1-3	.333	7-10	.700	2	6	8	6.4	4	1	0	3	0	24	14.9
DAYTON	01/09/18	*	24	3-12	.250	0-0	.000	0-0	.000	3	2	5	6.3	1	0	1	0	1	6	14.3
GW	1/13/18	*	33	10-14	.714	0-1	.000	4-6	.667	0	0	0	5.9	1	4	2	1	1	24	14.9
at VCU	1/17/18	*	33	8-13	.615	1-3	.333	0-0	.000	1	5	6	5.9	3	2	3	1	0	17	15.0
LAS	01/20/18	*	27	6-12	.500	1-3	.333	5-6	.833	3	5	8	6.1	3	3	5	2	1	18	15.2
at Duquesne	01/24/18	*	41	9-20	.450	0-4	.000	3-5	.600	3	6	9	6.2	3	2	3	1	3	21	15.5
at Davidson	01/28/18	*	28	11-15	.733	2-3	.667	0-4	.000	1	4	5	6.1	3	2	0	1	1	24	15.9
MASON	02/03/18	*	34	5-18	.278	0-4	.000	0-3	.000	2	8	10	6.3	2	3	6	2	0	10	15.6
VCU	02/07/18	*	28	6-12	.500	1-1	1.000	3-4	.750	1	8	9	6.4	1	0	3	0	0	16	15.6
at St. Bonaventure	02/10/18	*	32	11-19	.579	0-2	.000	2-2	1.000	1	5	6	6.4	3	2	5	1	0	24	16.0
at Rhode Island	2/13/18	*	35	6-16	.375	0-2	.000	4-4	1.000	1	6	7	6.4	3	1	8	2	1	16	16.0
Totals			25	777	164-336	.488	19-70	.271	52-79	.658	33	128	161	6.4	64	56	73	33	399	16.0

Games played: 25
 Minutes/game: 31.1
 Points/game: 16.0
 FG Pct: 48.8
 3FG Pct: 27.1

Rebounds/game: 6.4
 Assists/game: 2.2
 Turnovers/game: 2.9
 Assist/turnover ratio: 0.8
 Steals/game: 0.7

GOLDEN CAREER STATS & CAREER HIGHS

Season	gp-gs	min/avg	Total		3-Point		F-Throws		Rebounds				pf	fo	ast	to	blk	stl	Scoring	
			fg-fga	pct	fg-fga	pct	ft-fa	pct	off	def	tot	avg							pts	avg
2016	9-0	68/7.6	7-20	.350	1-5	.200	3-9	.333	3	15	18	2.0	9	0	8	3	2	0	18	2.0
2017	25-25	777/31.1	164-336	.488	19-70	.271	52-79	.658	33	128	161	6.4	64	1	56	73	33	17	399	16.0
TOTAL	34-25	845/24.9	171-356	.480	20-75	.267	55-88	.625	36	143	179	5.3	73	1	64	76	35	17	417	12.3

SINGLE-GAME HIGHS [all-time ranking]:

Points: 26, vs UAB -- 11/20/17
 Rebounds: 10, 4 times
 Assists: 5, JMU -- 12/10/17
 Steals: 3, at Duquesne -- 01/24/18; JMU -- 12/10/17
 Blocks: 3, at Saint Louis -- 01/06/18; vs UAB -- 11/20/17
 FG made: 11, at Davidson -- 01/28/18; at St. Bonaventure -- 02/10/18; vs UAB -- 11/20/17
 FG attempts: 20, at Duquesne -- 01/24/18
 3FG made: 4, GEORGETOWN -- 11/25/17
 3FG attempts: 8, GEORGETOWN -- 11/25/17
 FT made: 7, at Saint Louis -- 01/06/18
 FT attempts: 10, at Saint Louis -- 01/06/18





#44 Paul FRIENDSHUH

6-10 | 240 | Redshirt Junior
New Prague, Minn.
New Prague

REDSHIRT JUNIOR (2017-18)

1/28 at Davidson - Did not travel with team after coming down with illness that weekend

1/17 at VCU - Tied a career high with two rebounds ... Singled out after the game by Coach Mooney for his contributions

12/6 at Old Dominion - Entered three minutes into game ...

Scored on contested fast-break layup and was fouled

11/20 vs UAB & 11/21 vs Cincinnati - Played eight minutes in each game, tying his career high ... Used drop-step in lane to score tough field goal vs UAB

11/10 vs Delaware - Scored on fast-break lay-up when Delaware defender was called for goaltending after hitting ball after it hit backboard

REDSHIRT SOPHOMORE (2016-17)

Appeared in nine games, totaling two points and three rebounds in 20 minutes

REDSHIRT FRESHMAN (2015-16)

Played in eight games, averaging 3.3 minutes per appearance ... Scored 11 points with three boards on the year ... Scored first career points on a basket and two free throws in collegiate debut against Stetson (11/15) ... Played five minutes and scored on a fast break at Wake Forest (11/18)

FRESHMAN (2014-15)

Earned medical redshirt after suffering knee injury in preseason

HIGH SCHOOL

Team Captain ... Two-time Missouri All-Conference Team ... Member of the 1,000-point club

PERSONAL

Son of Luke and Carolyn Friendshuh ... Mother, Carolyn, played volleyball at UW-Eau Claire ... Has two siblings: Tristan and Jordan ... Born on March 23, 1996 ... Last name is pronounced "FRIEND-shoo"

GAME LOGS

Opponent	Date	gs	min	fg	fga	3fg	3fga	ft	fta	off	def	tot	avg	pf	a	to	blk	stl	pts	avg
DELAWARE	11/10/17	5	1-1	1.000	0-0	.000	1-2	.500	0	0	0	0	0.0	1	0	0	0	0	3	3.0
JACKSONVILLE STATE	11/13/17	8	0-2	.000	0-0	.000	0-0	.000	1	0	1	0.5	1	0	0	0	0	0	1.5	1.5
vs UAB	11/20/17	8	1-1	1.000	0-0	.000	0-0	.000	0	0	0	0.3	0	1	0	0	0	2	1.7	1.7
vs Cincinnati	11/21/17	8	0-0	.000	0-0	.000	0-1	.000	0	0	0	0.3	1	0	3	0	0	0	1.3	1.3
vs Louisiana	11/22/17	3	0-0	.000	0-0	.000	0-0	.000	0	0	0	0.2	1	0	1	0	0	0	1.0	1.0
GEORGETOWN	11/25/17	dnf	-	-	-	-	-	-	-	-	-	-	-	-	-	-	-	-	-	-
VERMONT	11/29/17	dnf	-	-	-	-	-	-	-	-	-	-	-	-	-	-	-	-	-	-
at Wake Forest	12/02/17	2	0-0	.000	0-0	.000	0-0	.000	0	0	0	0.2	0	0	0	0	0	0	0.8	0.8
at ODU	12/05/17	3	1-1	1.000	0-0	.000	0-1	.000	0	0	0	0.1	2	0	0	0	0	2	1.0	1.0
JMU	12/10/17	1	0-0	.000	0-0	.000	0-0	.000	0	0	0	0.1	1	0	0	0	0	0	0.9	0.9
BUCKNELL	12/19/17	5	0-0	.000	0-0	.000	1-2	.500	0	1	1	0.2	1	0	0	0	0	1	0.9	0.9
at Boston College	12/23/17	dnf	-	-	-	-	-	-	-	-	-	-	-	-	-	-	-	-	-	-
DAVIDSON	12/30/17	dnf	-	-	-	-	-	-	-	-	-	-	-	-	-	-	-	-	-	-
at Fordham	01/03/18	dnf	-	-	-	-	-	-	-	-	-	-	-	-	-	-	-	-	-	-
at Saint Louis	01/06/18	dnf	-	-	-	-	-	-	-	-	-	-	-	-	-	-	-	-	-	-
DAYTON	01/09/18	2	0-0	.000	0-0	.000	0-0	.000	0	0	0	0.2	0	0	0	0	0	0	0.8	0.8
GW	1/13/18	4	0-0	.000	0-0	.000	0-0	.000	0	1	1	0.3	1	0	0	0	0	0	0.7	0.7
at VCU	1/17/18	7	0-1	.000	0-0	.000	0-0	.000	2	0	2	0.4	1	0	2	0	0	0	0.7	0.7
LAS	01/20/18	2	0-0	.000	0-0	.000	0-0	.000	1	0	1	0.5	1	0	0	0	0	0	0.6	0.6
at Duquesne	01/24/18	3	0-0	.000	0-0	.000	0-0	.000	0	0	0	0.4	1	0	0	0	0	0	0.6	0.6
at Davidson	01/28/18	dnf	-	-	-	-	-	-	-	-	-	-	-	-	-	-	-	-	-	-
MASON	02/03/18	1	0-0	.000	0-0	.000	0-0	.000	0	0	0	0.4	1	0	0	0	0	0	0.5	0.5
VCU	02/07/18	4	0-0	.000	0-0	.000	1-2	.500	0	0	0	0.4	2	0	1	0	0	1	0.6	0.6
at St. Bonaventure	02/10/18	3	0-0	.000	0-0	.000	0-0	.000	0	0	0	0.4	1	1	0	0	0	0	0.5	0.5
at Rhode Island	2/13/18	3	0-0	.000	0-0	.000	0-0	.000	0	0	0	0.3	0	0	1	0	0	0	0.5	0.5
Totals		0	70	3-6	.500	0-0	.000	3-8	.375	4	2	6	0.3	16	1	9	0	0	9	0.5

CAREER STATS & CAREER HIGHS

Season	gp-gs	min/avg	fg	fga	3fg	3fga	ft	fta	off	def	tot	avg	pf	fo	ast	to	blk	stl	pts	avg
2015	8-0	26/3.3	4-7	.571	0-1	.000	3-4	.750	0	3	3	0.4	6	0	1	3	0	1	11	1.4
2016	9-0	20/2.2	1-3	.333	0-0	.000	0-0	.000	1	2	3	0.3	3	0	1	2	0	0	2	0.2
2017	18-0	70/3.9	3-6	.500	0-0	.000	3-8	.375	4	2	6	0.3	16	0	1	9	0	0	9	0.5
TOTAL	35-0	116/3.3	8-16	.500	0-1	.000	6-12	.500	5	7	12	0.3	25	0	3	14	0	1	22	0.6

SINGLE-GAME HIGHS (all-time ranking):

Points: 4, Stetson -- 11/15/15

Rebounds: 2, at George Mason -- 02/14/17; at VCU -- 1/17/18; Presbyterian -- 12/22/15

Assists: 1, at St. Bonaventure -- 02/10/18; at James Madison -- 12/20/16; Presbyterian -- 12/22/15

Steals: 1, Stetson -- 11/15/15

FG made: 1, 8 times

FG attempts: 2, Jacksonville State -- 11/13/17; Stetson -- 11/15/15; at Wake Forest -- 11/18/15

3FG attempts: 1, Stetson -- 11/15/15

FT made: 2, Stetson -- 11/15/15

FT attempts: 2, 5 times



2017-18 TEAM AND INDIVIDUAL STATS - CONFERENCE

RECORD:	OVERALL	HOME	AWAY	NEUTRAL
ALL GAMES	7-6	4-2	3-4	0-0
CONFERENCE	7-6	4-2	3-4	0-0
NON-CONFERENCE	0-0	0-0	0-0	0-0

#	Player	gp-gs	min	avg	Total		3-Point		F-Throw		Rebounds				pf	dq	a	to	blk	stl	pts	avg
					fg-fga	fg%	3fg-fga	3fg%	ft-fa	ft%	off	def	tot	avg								
05	SHEROD, Nick	13-13	425	32.7	81-150	.540	26-64	.406	36-47	.766	17	70	87	6.7	28	0	20	18	3	14	224	17.2
33	GOLDEN, Grant	13-13	399	30.7	89-181	.492	6-28	.214	34-50	.680	19	66	85	6.5	30	0	23	40	15	8	218	16.8
02	FORE, Khwan	13-13	448	34.5	53-111	.477	5-17	.294	33-51	.647	8	35	43	3.3	24	0	38	19	3	18	144	11.1
00	GILYARD, Jacob	13-13	491	37.8	51-122	.418	20-59	.339	20-27	.741	8	29	37	2.8	28	0	59	24	0	43	142	10.9
11	BUCKINGHAM, De'Mo	11-11	344	31.3	38-80	.475	11-30	.367	30-43	.698	19	63	82	7.5	25	0	34	30	4	6	117	10.6
32	JOHNSON, Julius	13-0	224	17.2	18-44	.409	13-32	.406	2-2	1.000	5	14	19	1.5	20	0	10	5	0	2	51	3.9
30	ODDO, Keith	1-0	2	2.0	1-1	1.000	1-1	1.000	0-0	.000	0	0	0	0.0	1	0	0	0	0	0	3	3.0
04	CAYO, Nathan	13-2	174	13.4	11-29	.379	0-4	.000	13-18	.722	10	20	30	2.3	20	0	7	10	8	6	35	2.7
13	STANSBURY, Solly	5-0	39	7.8	3-5	.600	1-2	.500	2-2	1.000	2	3	5	1.0	7	0	2	3	0	1	9	1.8
01	KIRBY, Joe	13-0	67	5.2	4-15	.267	1-8	.125	0-0	.000	1	10	11	0.8	5	0	5	1	0	2	9	0.7
44	FRIENDSHUH, Paul	9-0	29	3.2	0-1	.000	0-0	.000	1-2	.500	3	1	4	0.4	8	0	1	4	0	0	1	0.1
25	MADRID-ANDREWS,	2-0	8	4.0	0-1	.000	0-1	.000	0-0	.000	0	0	0	0.0	0	0	0	0	0	0	0	0.0
Team											10	7	17				3					
Total.....		13	2650		349-740	.472	84-246	.341	171-242	.707	102	318	420	32.3	196	0	199	157	33	100	953	73.3
Opponents.....		13	2650		356-785	.454	88-276	.319	150-193	.777	134	331	465	35.8	212	-	180	170	42	90	950	73.1

TEAM STATISTICS	RICHMOND	OPP
SCORING	953	950
Points per game	73.3	73.1
Scoring margin	+0.2	-
FIELD GOALS-ATT	349-740	356-785
Field goal pct	.472	.454
3 POINT FG-ATT	84-246	88-276
3-point FG pct	.341	.319
3-pt FG made per game	6.5	6.8
FREE THROWS-ATT	171-242	150-193
Free throw pct	.707	.777
F-Throws made per game	13.2	11.5
REBOUNDS	420	465
Rebounds per game	32.3	35.8
Rebounding margin	-3.5	-
ASSISTS	199	180
Assists per game	15.3	13.8
TURNOVERS	157	170
Turnovers per game	12.1	13.1
Turnover margin	+1.0	-
Assist/turnover ratio	1.3	1.1
STEALS	100	90
Steals per game	7.7	6.9
BLOCKS	33	42
Blocks per game	2.5	3.2
ATTENDANCE	39512	34731
Home games-Avg/Game	6-6585	7-4962
Neutral site-Avg/Game	-	0-0

Date	Opponent	Score	Att.
* 12/30/17	DAVIDSON	W 69-58	6560
* 01/03/18	at Fordham	Lot 65-69	1106
* 01/06/18	at Saint Louis	L 62-69	7291
* 01/09/18	DAYTON	L 81-87	5137
* 1/13/18	GW	W 78-68	6727
* 1/17/18	at VCU	W 67-52	7637
* 01/20/18	LAS	W 81-74	6686
* 01/24/18	at Duquesne	Wot 77-73	1786
* 01/28/18	at Davidson	W 66-63	4412
* 02/03/18	MASON	L 75-79	7201
* 02/07/18	VCU	W 77-76	7201
* 02/10/18	at St. Bonaventure	L 88-97	5480
* 2/13/18	at Rhode Island	L 67-85	7019

* = Conference game

Score by Periods	1st	2nd	OT	Totals
RICHMOND	429	510	14	953
Opponents	452	484	14	950

2017-18 TEAM AND INDIVIDUAL STATS - OVERALL

RECORD:	OVERALL	HOME	AWAY	NEUTRAL
ALL GAMES	9-16	5-7	3-7	1-2
CONFERENCE	7-6	4-2	3-4	0-0
NON-CONFERENCE	2-10	1-5	0-3	1-2

#	Player	gp-gs	min	avg	Total		3-Point		F-Throw		Rebounds				pf	dq	a	to	blk	stl	pts	avg
					fg-fga	fg%	3fg-fga	3fg%	ft-fa	ft%	off	def	tot	avg								
33	GOLDEN, Grant	25-25	777	31.1	164-336	.488	19-70	.271	52-79	.658	33	128	161	6.4	64	1	56	73	33	17	399	16.0
05	SHEROD, Nick	25-25	770	30.8	124-253	.490	46-116	.397	48-63	.762	23	104	127	5.1	46	0	35	28	3	22	342	13.7
11	BUCKINGHAM, De'Mo	23-23	732	31.8	89-213	.418	26-86	.302	70-92	.761	41	122	163	7.1	58	2	76	63	11	20	274	11.9
00	GILYARD, Jacob	25-25	912	36.5	93-219	.425	39-109	.358	42-52	.808	12	47	59	2.4	46	0	100	44	1	72	267	10.7
02	FORE, Khwan	22-19	710	32.3	88-192	.458	6-26	.231	48-81	.593	17	57	74	3.4	45	1	57	34	3	22	230	10.5
32	JOHNSON, Julius	25-0	398	15.9	30-75	.400	19-52	.365	8-10	.800	10	29	39	1.6	44	0	18	14	0	16	87	3.5
13	STANSBURY, Solly	17-6	214	12.6	20-56	.357	4-22	.182	8-13	.615	11	17	28	1.6	30	1	12	12	2	12	52	3.1
04	CAYO, Nathan	25-2	316	12.6	22-48	.458	0-9	.000	13-21	.619	20	30	50	2.0	39	0	10	16	10	9	57	2.3
30	ODDO, Keith	2-0	3	1.5	1-1	1.000	1-1	1.000	0-0	.000	0	0	0	0.0	1	0	0	0	0	0	3	1.5
01	KIRBY, Joe	22-0	132	6.0	8-26	.308	3-17	.176	0-1	.000	3	12	15	0.7	13	0	6	3	0	5	19	0.9
44	FRIENDSHUH, Paul	18-0	70	3.9	3-6	.500	0-0	.000	3-8	.375	4	2	6	0.3	16	0	1	9	0	0	9	0.5
25	MADRID-ANDREWS,	11-0	40	3.6	2-6	.333	0-3	.000	0-0	.000	1	3	4	0.4	7	0	0	3	2	0	4	0.4
Team											25	23	48					9				
Total.....		25	5074		644-1431	.450	163-511	.319	292-420	.695	200	574	774	31.0	409	5	371	308	65	195	1743	69.7
Opponents.....		25	5075		685-1433	.478	181-509	.356	325-435	.747	236	661	897	35.9	384	-	366	341	91	161	1876	75.0

TEAM STATISTICS	RICHMOND	OPP	Date	Opponent	Score	Att.
SCORING	1743	1876	11/10/17	DELAWARE	L	63-76 7201
Points per game	69.7	75.0	11/13/17	JACKSONVILLE STATE	L	61-94 6805
Scoring margin	-5.3	-	11/20/17	vs UAB	W	63-50 650
FIELD GOALS-ATT	644-1431	685-1433	11/21/17	vs Cincinnati	L	48-75 1400
Field goal pct	.450	.478	11/22/17	vs Louisiana	L	76-82 850
3 POINT FG-ATT	163-511	181-509	11/25/17	GEORGETOWN	L	76-82 7201
3-point FG pct	.319	.356	11/29/17	VERMONT	L	65-71 4615
3-pt FG made per game	6.5	7.2	12/02/17	at Wake Forest	L	53-82 6591
FREE THROWS-ATT	292-420	325-435	12/6/17	at ODU	L	60-79 5390
Free throw pct	.695	.747	12/10/17	JMU	W	74-71 6524
F-Throws made per game	11.7	13.0	12/19/17	BUCKNELL	L	78-86 5501
REBOUNDS	774	897	12/23/17	at Boston College	Lot	73-78 5538
Rebounds per game	31.0	35.9	* 12/30/17	DAVIDSON	W	69-58 6560
Rebounding margin	-4.9	-	* 01/03/18	at Fordham	Lot	65-69 1106
ASSISTS	371	366	* 01/06/18	at Saint Louis	L	62-69 7291
Assists per game	14.8	14.6	* 01/09/18	DAYTON	L	81-87 5137
TURNOVERS	308	341	* 1/13/18	GW	W	78-68 6727
Turnovers per game	12.3	13.6	* 1/17/18	at VCU	W	67-52 7637
Turnover margin	+1.3	-	* 01/20/18	LAS	W	81-74 6686
Assist/turnover ratio	1.2	1.1	* 01/24/18	at Duquesne	Wot	77-73 1786
STEALS	195	161	* 01/28/18	at Davidson	W	66-63 4412
Steals per game	7.8	6.4	* 02/03/18	MASON	L	75-79 7201
BLOCKS	65	91	* 02/07/18	VCU	W	77-76 7201
Blocks per game	2.6	3.6	* 02/10/18	at St. Bonaventure	L	88-97 5480
ATTENDANCE	77359	55150	* 2/13/18	at Rhode Island	L	67-85 7019
Home games-Avg/Game	12-6447	10-5225				
Neutral site-Avg/Game	-	3-967				

* = Conference game

Score by Periods	1st	2nd	OT	Totals
RICHMOND	798	924	21	1743
Opponents	887	963	26	1876



TV/RADIO SPEED CHART



#0 JACOB GILYARD

G | FR | 5-9 | 160 | KANSAS CITY, MO

PTS	REB	AST	STL	MIN
10.7	2.4	4.0	2.9	36.5

- 2.88 steals per game (1st in nation among freshmen, 5th overall)
- 72 steals this season (3rd most in Richmond history)
- Team-high 36.5 mins per game (3rd in nation among freshmen)
- Made game-winning 3-pt FG with 0.4 secs left vs JMU (5th '3' of game)
- Averaged 33.2 points and 7.0 assists in high school last year
- Awarded top high school player in KC-area last year

CAREER HIGHS

PTS	REB
23	5
AST	STL
8	6

LAST GAME

PTS	REB
8	3
AST	STL
3	4



#1 JOE KIRBY

G | SR | 6-1 | 205 | FT. LAUDERDALE, FL

PTS	REB	AST	STL	MIN
0.9	0.7	0.3	0.2	6.0

- Made deep 3-pointer from top of key at St. Bonaventure
- Richmond Times-Dispatch: he's a coach on the floor
- Missed Old Dominion, JMU games with neck strain
- Only senior on roster
- Scored career-high 7 points 2/14/17 at George Mason
- 2-time state champion in high school

CAREER HIGHS

PTS	REB
7	4
AST	STL
2	1

LAST GAME

PTS	REB
0	0
AST	STL
1	0



#2 KHWAN FORE

G | R-JR | 6-0 | 175 | HUNTSVILLE, AL

PTS	REB	AST	STL	MIN
10.5	3.4	2.6	1.0	32.3

- Scored 15+ pts in career-high 3 straight games
- Recorded 5+ rebounds in career-high 3 straight games
- Made game-winning free throw with 3.8 seconds left vs VCU
- Missed first 3 games of season (stress reaction in left shin)
- Team's leading returning scorer for 2017-18 (11.2 PPG)
- Ranked as No. 22 player in A-10 during preseason by A10Talk.com

CAREER HIGHS

PTS	REB
24	9
AST	STL
12	4

LAST GAME

PTS	REB
15	6
AST	STL
2	0



#4 NATHAN CAYO

G | FR | 6-7 | 205 | MONTREAL, CANADA

PTS	REB	AST	BLK	MIN
2.3	2.0	0.4	0.4	12.6

- Career-high 7 rebounds at St. Bonaventure (2nd career start)
- Held Justin Tillman to 0 points over final 6:50 in win vs VCU
- Made 1st career start vs GMU (8 pts, 5 reb in 21 minutes)
- Mooney after Vermont: "I need to get Nathan Cayo more minutes."
- 1st-team all-league selection as senior
- Family is originally from Haiti

CAREER HIGHS

PTS	REB
10	7
AST	BLK
2	1

LAST GAME

PTS	REB
2	1
AST	BLK
1	1



#5 NICK SHEROD

G | SO | 6-4 | 230 | RICHMOND, VA

PTS	REB	AST	STL	MIN
13.7	5.1	1.4	0.9	30.8

- Scored 10 points in final 7 mins vs VCU as UR overcame 10-pt deficit
- 32 points, 11 reb, 3 stl vs GMU (1st A-10 player w/ those totals since 2005)
- Named A-10 Player of the Week on 1/29 (19.0 PPG, 10.0 RPG from 1/22-28)
- Game-high 28 points at Duquesne (15 in game's final 12 mins)
- All-time leading scorer in VA high school history (2,815 points)
- Went to high school 1 mile east of Robins Center (St. Christopher's)

CAREER HIGHS

PTS	REB
32	14
AST	STL
4	3

LAST GAME

PTS	REB
21	4
AST	STL
0	0



#11 DE'MONTE BUCKINGHAM

G | SO | 6-4 | 230 | RICHMOND, VA

PTS	REB	AST	STL	MIN
11.9	7.1	3.3	0.9	31.8

- Played season-low 24 mins at URI (1st game back from illness)
- Took charge, got tie-up, made 2 FT in final minute of OT at Duquesne
- Led team in pts, reb, ast, blocks, and steals vs Bucknell (22-8-5-2-2)
- Second-team preseason All-A-10 selection
- On Erving Award Watch List (top small forward in nation)
- 2017 Atlantic 10 Rookie of the Year

CAREER HIGHS

PTS	REB
28	16
AST	STL
8	4

LAST GAME

PTS	REB
2	4
AST	STL
4	0



#25 JORDAN MADRID-ANDREWS

F | GR | 6-8 | 240 | PARK HILL, CO

PTS	REB	AST	BLK	MIN
0.4	0.4	0.0	0.2	3.6

- Played final 2 mins of game at URI
- Scored first points of Spiders career on jumper vs Jacksonville St
- Graduate transfer from Chicago State
- Did not play last year following July 2016 car accident
- 3.8 PPG, 3.6 RPG for Chicago State in 2015-16 (12 starts)
- 1st team all-conference selection at Umpqua CC in 2014-15

CAREER HIGHS

PTS	REB
14	10
AST	BLK
3	1

LAST GAME

PTS	REB
0	0
AST	BLK
0	0



#32 JULIUS JOHNSON

G | JR | 6-3 | 200 | COCOA, FLA.

PTS	REB	AST	STL	MIN
3.5	1.6	0.7	0.7	15.9


- Played season-high 27 minutes vs GMU (7 pts, 2 reb)
- 17 pts, 5 three-pointers vs Dayton (both career highs)
- Led team in scoring twice in A-10 play (1st 2 times in career)
- Played in 75 straight games (longest active streak of any Spider)
- Streaky 3-point shooter who can finish close to basket
- 2-time 2nd-team all-state selection at Florida Air Academy

CAREER HIGHS

PTS	REB
17	8
AST	STL
4	3

LAST GAME

PTS	REB
0	1
AST	STL
1	0



#33 GRANT GOLDEN

F | R-FR | 6-10 | 260 | WINCHESTER, VA

PTS	REB	AST	BLK	MIN
16.0	6.4	2.2	1.3	31.1

- 399 pts this season (can become 4th UR freshman to score 400)
- 1 of 5 D-I freshmen averaging 16 points and 6 rebounds per game
- Named A-10 Rookie of the Week on 1/29 (22.5 PPG, 7.0 RPG from 1/22-28)
- Named A-10 Player of the Week by College Sports Madness on 1/29
- Named A-10 Rookie of the Week on 11/27 (19.5 PPG, 6.3 RPG from 11/20-26)
- All-Tournament Team at Caymans Islands Classic (18 PPG, 5 RPG)

CAREER HIGHS

PTS	REB
26	10
AST	BLK
5	3

LAST GAME

PTS	REB
16	7
AST	BLK
1	2



#44 PAUL FRIENDSHUH

C | R-JR | 6-10 | 240 | NEW PRAGUE, MN

PTS	REB	AST	BLK	MIN
0.5	0.3	0.1	0.0	3.9

- Missed 1/29 game at Davidson with illness (didn't travel with team)
- Matched career high with 8 minutes vs UAB and Cincinnati
- Played in career-high 10 games this season
- Career-high 4 points came in college debut vs Stetson on 11/15/15
- Awarded medical redshirt in 2014-15 after suffering knee injury
- 2-time captain in high school

CAREER HIGHS

PTS	REB
4	2
AST	BLK
1	--

LAST GAME

PTS	REB
0	0
AST	BLK
0	0

