

9 NCAA TOURNAMENTS
6 CONFERENCE TITLES



#ONERICHMOND
UNITED IN RED

2018-19 SCHEDULE

NOVEMBER

Nov. 9	LONGWOOD (ESPN+)	L, 63-58
Nov. 14	ST. FRANCIS BROOKLYN (ESPN+, NBCSW)	W, 88-66
Nov. 16	IUPUI (ESPN+, MASN)	W, 78-70
Nov. 19	vs Loyola-Chicago^ (FS1)	L, 82-66
Nov. 21	vs Wyoming^ (FS1)	L, 68-66
Nov. 25	HAMPTON (ESPN+, NBCSW)	L, 86-66
Nov. 28	at Georgetown (CBSN)	L, 90-82

DECEMBER

Dec. 1	WAKE FOREST [∞] (NBCSN)	W, 84-74
Dec. 5	COPPIN STATE (ESPN+, NBCSW+)	W, 82-47
Dec. 15	ORAL ROBERTS (ESPN+, NBCSW+)	4 PM
Dec. 19	OLD DOMINION (ESPN+, MASN)	7 PM
Dec. 22	vs High Point ^Δ	3 PM
Dec. 29	at South Alabama (ESPN+)	4 PM

JANUARY

Jan. 6	at Dayton* (NBCSN)	12 PM
Jan. 9	RHODE ISLAND* (ESPN+, MASN2)	7 PM
Jan. 12	at George Washington* (ESPN+)	4 PM
Jan. 16	DUQUESNE* (ESPN+, NBCSW+)	7 PM
Jan. 19	at Davidson* (NBCSN)	12:30 PM
Jan. 23	at Saint Joseph's* (ESPN+, NBCSW+)	7 PM
Jan. 26	ST. BONAVENTURE* (ESPN+, NBCSW)	6 PM
Jan. 30	at Saint Louis* (ESPN+, FS MIDWEST)	7 PM

FEBRUARY

Feb. 2	LA SALLE* (ESPN+, MASN)	6 PM
Feb. 6	GEORGE MASON* (ESPN+, MASN2)	7 PM
Feb. 9	GEORGE WASHINGTON* (ESPN+, MASN)	7 PM
Feb. 13	at VCU*# (ESPN2/ESPNU)	7 PM
Feb. 20	FORDHAM* (ESPN+, NBCSW+)	7 PM
Feb. 23	at La Salle* (ESPN+)	2 PM
Feb. 27	at George Mason* (ESPN+)	7 PM

MARCH

March 2	VCU*# (CBSN)	4 PM
March 6	at Massachusetts* (ESPN+)	7 PM
March 9	DAVIDSON* (ESPN+, NBCSW+)	6 PM
March 13-17	A-10 Championship	TBD

BOLD indicates home game

^ Fort Myers Tip-Off

[∞] Presented by Bank of America Merrill Lynch

^Δ Holiday Hoops Fest (Washington, DC)

Lumber Liquidators Capital City Classic

*Atlantic 10 game

All times EST, subject to change

Richmond SPIDERS (4-5) vs Oral Roberts GOLDEN EAGLES (3-9)

SPIDERS STARTERS

- The Spiders are seeking three straight non-conference wins for the first time since 2015, when they won four straight non-conference games from December 5-22.
- In their last game, the Spiders defeated Coppin State 82-47. The 35-point margin of victory was Richmond's largest since a 43-point win over UNCW on Nov. 13, 2012.
- The Spiders have had 10 days off since their win against Coppin State. In his Richmond career, Chris Mooney is 14-5 in games after at least 10 days off.
- Richmond ranks 14th in the country in field goal percentage at 50.3 percent. The Spiders haven't made more than half of their shots from the field in a season since 1987-88 (50.2 percent).
- Richmond ranks fourth in the nation in two-point FG pct (61.1) and 193rd in three-point FG pct (34.2). The Spiders shot 53.3 pct on two-point shots last season.
- Grant Golden recorded his eighth career double-double (13 points, 11 rebounds) against Coppin State despite playing just 17 minutes. He was the first Spider to register a double-double despite playing fewer than 20 minutes in a game since Kevin Steenberge on Dec. 29, 2003.
- Jacob Gilyard is averaging 6.0 assists per game this season, second most in the A-10, and has at least five assists in every game this season. Over his last three games, he has 20 assists and just one turnover.
- Gilyard needs 23 points to reach 500 for his career. He will be the 11th Spider under Chris Mooney to score 500 points in his first two seasons at Richmond.
- Over his last four games, Nathan Cayo has made 23 of his 31 shots from the field. Over that span, he's tied for fourth in D-I in FG pct (74.2) among players with at least 30 FG attempts.
- After Andre Gustavson and Souleymane Koureissi recorded their first double-digit scoring games of the season against Coppin State, more than half of the eligible players on Richmond's roster (8 of 15) have scored at least 10 points in a game this season.

WITH A WIN ...

- The Spiders would have won three straight following a four-game losing streak.
- Richmond would have three straight non-conference wins for the first time since 2015.
- The Spiders would be 3-1 against Summit League opponents under Chris Mooney.
- Richmond would improve to 5-2 at home this season after going 6-9 at home in 2017-18.
- Richmond would be .500 or better through 10 games for the 10th time in the last 11 seasons.

THE MATCHUP



Head Coach: Chris Mooney
School Record: 241-200
Career DI Record: 259-212
Career vs Opponent: 0-1



Head Coach: Paul Mills
School Record: 14-30
Career DI Record: 14-30
Career vs Opponent: 0-0

Meetings: 1

Leader: ORU, 1-0

Current Streak: ORU W1

UR at home: 0-0

Robins Center: 0-0

UR on road: 0-1

1st Meeting: 12/23/2016

(Oral Roberts, 87-72)

Last Meeting: 12/23/2016

(Oral Roberts, 87-72)

WATCH



NBC SPORTS WASHINGTON+ & ESPN+

PxP: Bob Black Analyst: Greg Beckwith

NOTE: International streaming packages of select A-10 events on ESPN+ are available at atlantic10.com/watchinternational

LISTEN



PxP: Robert Fish Analyst: Matt Smith

FOLLOW

@SpiderMBB

@SpiderMBB

Richmond Spiders Men's Basketball

RichmondSpiders.com

ABOUT UR BASKETBALL

University Information

Location..... University of Richmond, VA 23173
 Founded..... 1830
 Enrollment..... 3,036
 Nickname..... Spiders
 School Colors..... Red and Blue
 Arena..... Robins Center
 Opened..... 1972
 Capacity..... 7,201
 President..... Dr. Ronald A. Crutcher (Miami (OH), 1969)
 Athletics Director..... John Hardt (Iowa, 1984)

Team Information

Conference..... Atlantic 10
 2017-18 Record..... 12-20
 A10 Record (Finish)..... 9-9 (T-5th)
 Letterwinners Returning/Lost..... 10/7
 Starters Returning/Lost..... 3/2
 Newcomers..... 6

Program History


First Season of Men's Basketball..... 1913-14
 All-Time Record Entering 2018-19..... 1,375-1,195
 NCAA Appearances..... 9
 ('84, '86, '88, '90, '91, '98, '04, '10, '11)
 NCAA Tournament Record..... 8-9
 NIT Record (Appearances)..... 10-9 (9)
 Atlantic 10 Tournament Championships..... 1 (2011)

Coaching and Support Staff

Head Coach..... Chris Mooney, 14th season
 Alma Mater, Year..... Princeton, 1994
 Associate Head Coach..... Rob Jones
 (Toccoa Falls, '01), 14th Season
 Associate Head Coach..... Marcus Jenkins
 (Air Force '04), 4th Season
 Assistant Coach..... Kim Lewis
 (Tulane '94), 8th Season
 Director of Basketball Operations..... Steve Thomas
 (Rowan '06), 4th Season
 Director of Basketball Operations..... Mark McGonigal
 (Richmond '09), 3rd Season
 Video Coordinator..... Will Gipe
 (Virginia Tech '14), 3rd Season
 Athletic Trainer..... Adam Smith (Delaware '99)
 Strength Coach..... Jason DeMayo (Cortland '02)

Athletic Public Relations

Web Site..... RichmondSpiders.com
 Athletic Department Phone..... 804-289-8363
 Athletic Department Fax..... 804-287-1919
 Men's Basketball Contact..... Jason Vida
 Office Phone..... 804-289-8320
 Cell Phone..... 267-566-2130
 Email..... jvida@richmond.edu
 Twitter..... @SpiderMBB
 Instagram..... @SpiderMBB



RICHMOND ROSTER

No.	Name	Pos.	Ht.	Wt.	Year	Hometown (High School/Previous School)
0	Jacob Gilyard	G	5-9	160	So.	Kansas City, Mo. (The Barstow School)
1	Blake Francis*	G	6-0	165	Jr.	Herndon, Va. (Westfield/Wagner)
2	Souleymane Koureissi	F	6-9	200	Fr.	Harlem, N.Y. (Iona Prep)
3	Bryce Schneider	G	6-5	180	R-Fr.	Myrtle Beach, S.C. (Christian Academy of Myrtle Beach)
4	Nathan Cayo	F	6-7	205	So.	Montreal, Quebec (College Jean De Brebeuf)
5	Nick Sherod	G	6-4	230	Jr.	Richmond, Va. (St. Christopher's)
10	Sullivan Kulju	F	6-6	220	So.	New Berlin, Wisc. (Eisenhower)
11	Jake Wojcik	G	6-4	185	Fr.	San Jose, Calif. (Bellarmine College Prep)
15	Matt Grace	F	6-9	210	Fr.	Hamilton, Ontario (TRC Academy)
21	Tomas Verbinskis	F	6-7	210	R-Fr.	Klaipeda, Lithuania (Sagemont (Fla.))
22	Andre Gustavson	G	6-4	175	Fr.	Helsinki, Finland (Helsinki Basketball Academy)
24	Noah Yates	F	6-5	210	Gr.	Point Pleasant Beach, N.J. (Point Pleasant Beach/Yale)
30	Keith Oddo	G	6-1	185	Sr.	Roanoke, Va. (North Cross)
31	Jordan Gaitley	G	6-4	205	So.	Haverford, Pa. (Fordham Prep (N.Y.))
32	Julius Johnson	G	6-3	200	Sr.	Cocoa, Fla. (Florida Air Academy)
33	Grant Golden	F	6-10	265	R-So.	Winchester, Va. (St. James (Md.))

* Will sit out 2018-19 season due to NCAA transfer regulations

PRONUNCIATIONS

Nathan Cayo	CAY-oh
Jacob Gilyard	GILL-yerd
Andre Gustavson	GOOS-tahv-sun
Souleymane Koureissi	SAHL-uh-mon ker-ESS-ee
Sullivan Kulju	COOL-you
Nick Sherod	sure-ROD
Tomas Verbinskis	TOM-iss ver-BIN-skiss
Jake Wojcik	WOJ-ick

Breakdown BY CLASS

Freshmen (6): Grace, Gustavson, Koureissi, Schneider, Verbinskis, Wojcik
 Sophomores (5): Cayo, Gaitley, Gilyard, Golden, Kulju
 Juniors (2): Francis, Sherod
 Seniors (2): Johnson, Oddo
 Graduate Students (1): Yates

Breakdown BY STATE

California (1): Wojcik
 CANADA (2): Cayo, Grace
 FINLAND (1): Gustavson
 Florida (2): Johnson, Verbinskis
 Missouri (1): Gilyard
 New Jersey (1): Yates
 New York (1): Koureissi
 Pennsylvania (1): Gaitley
 South Carolina (1): Schneider
 Virginia (4): Francis, Golden, Oddo, Sherod
 Wisconsin (1): Kulju

KNOW YOUR FOE: ORAL ROBERTS

RICHMOND vs ORAL ROBERTS (0-1)

Date	Site	W/L	Score	Series
12/23/2016	A	L	72-87	0-1

SCOUTING REPORT

The Golden Eagles are off to a 3-9 start this season, with wins coming over Ecclesia of the National Christian Colleges Athletic Association, Division 3 Southwestern, and James Madison of the CAA.

Oral Roberts is led by junior forward Emmanuel Nzekwesi, who leads the team in both scoring (15.1 PPG) and rebounding (7.2 PPG).

The Golden Eagles have had trouble taking care of the ball at times this season and are committing 14.8 turnovers per game, 263rd in Division I.

HEAD-TO-HEAD

TEAM STATISTICS	RICHMOND	ROBERTS
SCORING	670	861
Points per game	74.4	71.8
Scoring margin	+2.6	-7.4
FIELD GOALS-ATT	253-503	319-719
Field goal pct	.503	.444
3 POINT FG-ATT	69-202	89-273
3-point FG pct	.342	.326
3-pt FG made per game	7.7	7.4
FREE THROWS-ATT	95-145	134-208
Free throw pct	.655	.644
F-Throws made per game	10.6	11.2
REBOUNDS	260	435
Rebounds per game	28.9	36.3
Rebounding margin	-5.8	+1.3
ASSISTS	143	167
Assists per game	15.9	13.9
TURNOVERS	92	178
Turnovers per game	10.2	14.8
Turnover margin	+2.8	-3.4
Assist/turnover ratio	1.6	0.9
STEALS	73	57
Steals per game	8.1	4.8
BLOCKS	25	44
Blocks per game	2.8	3.7
WINNING STREAK	2	0
Home win streak	2	0
ATTENDANCE	33354	7560
Home games-Avg/Game	6-5559	5-1512
Neutral site-Avg/Game	-	-

LAST MEETING - 12/23/2016
ORAL ROBERTS 87, RICHMOND 72

Richmond 72 • 6-6

#	Player	FG-FGA	3-Ptr	FT-FTA	Rebounds			PF	TP	A	TO	Blk	Stl	Min
					Off	Def	Tot							
10	CLINE, T.J.	8-20	0-5	9-11	4	10	14	3	25	6	5	0	3	30
02	FORE, Khwan	5-10	0-1	0-2	1	0	1	5	10	0	3	0	1	28
03	JONES, ShawnDre'	4-10	0-4	3-4	1	2	3	2	11	6	1	0	0	37
11	BUCKINGHAM, De'Mont	3-7	0-3	4-5	1	3	4	3	10	1	1	0	1	31
32	JOHNSON, Julius	1-3	0-2	0-0	1	1	2	4	2	0	0	0	0	20
01	KIRBY, Joe	1-3	1-1	0-0	2	2	4	2	3	0	0	0	0	3
05	SHEROD, Nick	4-9	1-5	0-0	0	1	1	1	9	3	1	0	0	15
24	WOOD, Marshall	1-4	0-2	0-0	0	5	5	5	2	1	1	1	2	23
34	ABAKAH, Kwesi	0-0	0-0	0-0	0	0	0	2	0	1	0	0	0	10
44	FRIENDSHUH, Paul	0-0	0-0	0-0	0	0	0	0	0	0	1	0	0	3
	Team				4	0	4			1				
Totals		27-66	2-23	16-22	14	24	38	27	72	18	14	1	7	200
FG % 1st Half: 15-32 46.9% 2nd half: 12-34 35.3% Game: 27-66 40.9%														
3FG % 1st Half: 2-11 18.2% 2nd half: 0-12 0.0% Game: 2-23 8.7%														
FT % 1st Half: 9-14 64.3% 2nd half: 7-8 87.5% Game: 16-22 72.7%														
Deadball Rebounds 4														

Oral Roberts 87 • 4-10

#	Player	FG-FGA	3-Ptr	FT-FTA	Rebounds			PF	TP	A	TO	Blk	Stl	Min
					Off	Def	Tot							
23	Nzekwesi, Emmanuel	2-7	0-1	1-2	3	2	5	2	5	1	0	0	0	12
44	Owens, Albert	9-12	0-0	1-6	3	3	6	4	19	0	4	1	0	27
01	Martin, Kris	3-9	2-5	9-11	0	4	4	2	17	4	2	2	3	36
10	Bradley, Jalen	7-14	3-6	5-5	0	6	6	0	22	3	1	0	1	37
13	Anderson, Aaron	1-3	0-1	3-4	1	4	5	4	5	3	2	0	0	20
00	Young, Aaron	0-2	0-2	6-6	1	2	3	3	6	0	0	1	2	22
03	Harris, Jontray	1-2	0-1	0-2	1	1	2	1	2	0	0	0	0	9
33	Harris, Darian	2-5	2-4	2-2	2	3	5	1	8	5	0	0	1	26
52	Miller, Chris	1-1	0-0	1-2	1	0	1	3	3	0	2	0	0	11
	Team				0	1	1							
Totals		26-55	7-20	28-40	12	26	38	20	87	16	11	4	7	200
FG % 1st Half: 13-30 43.3% 2nd half: 13-25 52.0% Game: 26-55 47.3%														
3FG % 1st Half: 4-13 30.8% 2nd half: 3-7 42.9% Game: 7-20 35.0%														
FT % 1st Half: 12-16 75.0% 2nd half: 16-24 66.7% Game: 28-40 70.0%														
Deadball Rebounds 6														

Officials: Jeff Spedoskie, Owen Shortt, Chad Barlow
Technical fouls: Richmond-None. Oral Roberts-None.
Attendance: 2735

Score by periods	1st	2nd	Total
Richmond	41	31	72
Oral Roberts	42	45	87

Last FG - RICH 2nd-02:09, ORU 2nd-02:53.
Largest lead - RICH by 2 1st-05:47, ORU by 15 2nd-00:12.
RICH led for 01:40. ORU led for 30:43. Game was tied for 07:37.

Points	In Paint	Off T/O	2nd Chance	Fast Break	Bench
RICH	38	9	14	2	14
ORU	34	22	12	2	19

Score tied - 13 times.
Lead changed - 10 times.

TULSA, Okla. – Richmond's T.J. Cline scored 25 points and had a career-high 14 rebounds, but Oral Roberts (4-10) won a 87-72 decision over Richmond (6-6) in Oklahoma on Friday afternoon.

Cline was one of four Spiders in double figures, as he tallied his second-straight double-double and fifth 20-point game of the season. Cline also dished six assists and grabbed three steals.

Richmond's ShawnDre' Jones scored 11 points, while Khwan Fore and De'Monte Buckingham each tallied 10 points. Nick Sherod scored nine points.

The Spiders were even in rebounds and dished 18 assists, but Oral Roberts edged the Spiders from long range and Richmond's attempts to foul and extend the game allowed a one-possession game to go in the final minutes.

The Spiders scored 38 points in the paint and shot over 58 percent on two-point field goals.

Jalen Bradley (22) and Albert Owens (19) led the scoring effort for the home Golden Eagles.

After Oral Roberts jumped out to an early lead, the Spiders went on an 11-2 run to tie the game at 16-16 after a jumper from Sherod. The margin stayed within possession for each team as the squads were able to answer each push with aggressive play and trips to the free throw line. A three-pointer from Joe Kirby at the end of the first half made the margin 42-41 at the break.

Oral Roberts used strong play from Owens to open up a 64-56 lead at the 8:50 mark of the second half, but Richmond used an 8-2 run to cut the score to 66-64 after free throws from Cline and a sweet dish from Cline to Fore.

A three-point play from ORU with 2:53 left pushed ORU's lead from four to seven and the Spiders weren't able to overcome the Golden Eagles in the final minute.



THE BIG PICTURE

The Spiders System

Over his 14 seasons at Richmond, Coach Mooney's offense has evolved into a system that embodies the concept of "basketball without positions."

While shorter players will begin most possessions further away from the basket and taller players will begin most possessions on the wing or in the paint, they will rarely end up anywhere near where they started.

On each possession, every player on the court is equally as likely to handle the ball, shoot a three, cut back door, or set up on the low block. The Spiders offense places a premium on passing, cutting, and outside shooting, and Richmond's coaches focus on developing those skills in each Spider.

While Richmond's was primarily known as a half-court team earlier in Coach Mooney's tenure, the Spiders have adapted a faster, more up-tempo attack in recent seasons. Richmond has averaged over 70 points per game each of the last three years -- the only seasons they've scored over 70 points per game during Chris Mooney's tenure.

Two additional feature of the Spiders offense are a focus on taking care of the ball and a propensity for easy baskets that lead to a high shooting percentage. Over the previous 10 seasons (2008-09 through 2017-18), Richmond ranked 11th in Division I in turnovers per game (11.1) and 22nd in assist-to-turnover ratio (1.2). Over the previous three seasons (2015-16 through 2017-18), Richmond shot 47.1 percent from field -- the highest rate in the A-10.

Top of the Conference

In the first 13 seasons of the Chris Mooney era, the Spiders have been one of the most successful programs in the Atlantic 10, ranking near the top of the conference in wins, postseason appearances, and attendance.

Richmond A-10 Ranks Under Chris Mooney
2005-06 to 2017-18

		Rank
Total wins	237	T-3rd
A-10 wins	118	2nd
Top-25 wins	13	2nd
3-pt FG	3,104	1st
Steals	2,926	1st
All-Conf/All-Rookie Awards	28	2nd
Postseason appearances	7	T-2nd
Total attendance	1.137M	4th

Rate of Return

While only 6 of the 16 Spiders appeared in a game at UR last season, Richmond returns two-thirds of its scoring from 2017-18, including three of its four leading scorers.

The Spiders returners from 2017-18 combined to shoot better from the field (47% to 44%), 3-point line (36% to 29%), and FT line (73% to 70%) than players who didn't return to the Spiders this season.

Richmond Production Last Season

	Returning	Departed
Minutes	63%	37%
Points	66%	34%
Rebounds	60%	40%
Assists	58%	42%
Steals	68%	32%
Blocks	74%	26%
3-pt FG	75%	25%

Milestone Win

Chris Mooney became the winningest coach in Richmond history with an 84-74 win over Wake Forest on December 1, 2018. It was his 240th victory as a Spider, breaking a tie with Dick Tarrant for the most wins by a coach in Richmond basketball history.

It was Mooney's 22nd win over a power-conference opponent at Richmond and gave him at least one win against a power-conference team in 13 of his 14 seasons at Richmond.

Mooney joined Phil Martelli (Saint Joseph's) and Bob McKillop (Davidson) as the only active A-10 coaches who own their school's record for wins by a head coach.

Major Loss

Junior Nick Sherod tore his left ACL in the first half against Hampton on November 25 and will miss the remainder of the season.

Sherod, the Spiders leading scorer in conference play in 2017-18 (17.6 PPG), was Richmond's active career leader in starts (56), minutes (1,955), points (797), and rebounds (273) at the time of his injury. He was also the only Richmond starter who was a junior or senior over the season's first five games.

He is expected to apply for a medical redshirt and could have two seasons of eligibility remaining.

Underclassmen Everywhere

Of the Spiders 13 scholarship players, nine are freshmen or sophomores. (Cayo, Gilyard, Golden are sophomores; Grace, Gustavson, Koureissi, Schneider, Verbinkis, Wojcik are freshmen.) Richmond is scheduled to return 12 of their 13 scholarship players next season,

RICHMOND RECORD WHEN

	Overall	Atlantic 10
Scores 60 or more	4-4	--
Scores 70 or more	4-1	--
Scores 80 or more	3-1	--
Scores under 60	0-1	--
Allows under 60	1-0	--
Allows under 70	2-2	--
Allows over 70	2-3	--
Decided by 5 or less	0-2	--
Leading/tied, 5 min left	4-2	--
Trailing, 5 min left	0-3	--
Leading/tied, half	3-2	--
Trailing, half	1-3	--
Higher FG pct	4-2	--
Lower FG pct	0-3	--
Shooting over 40 pct, FG	4-4	--
Shooting over 50 pct, FG	4-2	--
Shooting under 40 pct, FG	0-1	--
Outrebound opponent	2-0	--
Outrebounded by opponent	2-4	--
Fewer/same turnovers	4-3	--
More turnovers	0-2	--
More/same assists	3-2	--
Fewer assists	1-3	--
Day	1-0	--
Night	2-5	--
White jersey	3-1	--
Blue jersey	0-3	--
Red jersey	0-1	--
Wins Tip	1-1	--
Loses Tip	2-4	--

LAST TIME...

TEAM

Ranked in Top 25: AP No. 21 (2011 Final Poll)
 Defeated Top 10 Team: 11/27/10 | #8 Purdue, 65-54
 Defeated Top 10 Team, Home: 11/29/86 | #6 Ga. Tech, 67-62
 Defeated Top 10 Team, Away: 1/22/04 | #10 Kansas, 69-68
 Defeated Top 25 Team, Home: 2/25/15 | #22 VCU, 67-63
 Defeated Top 25 Team, Away: 1/31/15 | #14 VCU, 64-55
 Defeated Top 25 Team, Neutral: 11/27/15 | #14 Cal, 94-90
 Won By 50+: 12/3/79 | vs. Bluefield, 132-69 (63 pts)
 Scored 90+: 2/28/18 | vs. UMass, 90-65
 Scored 100+: 1/28/17 | vs. Duquesne, 101-90
 Allowed Less Than 50: 12/5/18 | vs. Coppin St, 82-47
 Allowed Less Than 40: 11/12/10 | vs. Southern, W 79-37
 Shot Over 60% FG: 11/14/18 | vs. St. Francis Brooklyn, W 88-66 (62.1)
 Held Opp Under 35% FG: 12/5/18 | vs. Coppin St, 18-53 (34.0 %)
 Allowed Fewer 10 pts, half: 11/23/10 | vs. Southern, W 81-40 (9)
 Made 15+ 3PT FG: 3/1/17 | at UMass, W 75-64 (15)
 Made 0 3PT FG: 1/25/16 | vs. Davidson, L 78-70 (0-15)
 45+ FT Attempts: 2/6/93 | vs. UNCW, W 91-69 (47)
 Made 35+ FT: 2/6/93 | vs. UNCW, W 91-69 (36)
 50+ Rebounds: 11/17/03 | vs. MVSU, W 62-46 (53)
 25+ Assists: 2/28/18 | vs. UMass, W 90-65 (27)
 15+ Blocks: 1/13/10 | vs. UMass, W 70-63 (17, SR)
 15+ Steals: 11/18/12 | at Minn, L 72-57 (15)
 3 or fewer turnovers: 12/1/18 | vs. Wake Forest, W 84-74 (3)

INDIVIDUAL

6+ players in double digit scoring: 3/18/15 | vs. SFBK, W 84-74
 3 players, 20+ pts: 1/17/15 vs. Davidson (Kendall Anthony 25 T.J. Cline 23 Terry Allen 21)
 2 players, 25+ pts: 1/28/17 vs. Duquesne (T.J. Cline 34 ShawnDre' Jones 30)
 Scored 50+ pts: Bob McCurdy (53) vs. Appalachian State, 2/26/75
 Scored 40-49: Bob McCurdy (46) vs. West Virginia, 2/17/75
 Scored 35-39: T.J. Cline (36) vs. Dayton, 3/1/16
 Scored 30-34: Grant Golden (33) vs. Wyoming, 11/21/18
 Scored 25-29: Khwan Fore (25) vs. St. Bonaventure, 3/9/18
 Made 6+ 3PT FG: Jake Wojcik (6) at Georgetown, 11/28/18
 Made 15+ FT: Terry Allen (17) vs. Cal, 11/27/15
 Had 25+ Rebounds: George Grodzicki (25) vs. GW, 12/6/61
 Had 15+ Rebounds: DeMonte Buckingham (16) at Fordham, 1/3/18
 Two players w/ 10+ reb: Sherod (11), Golden (10) vs. GMU, 2/3/18
 Had 15+ assists: Greg Beckwith (16) vs. Navy, 2/25/86
 Had 10+ assists: Andre Gustavson (10) at Georgetown, 11/28/18
 Had 5+ steals: Andre Gustavson (5) vs. Coppin St, 12/5/18
 Had 10+ blocks: Darrius Garrett (14) vs. UMass, 1/13/10 (SR)
 2 players with double-double: Nick Sherod (32 pts, 11 reb) & Grant Golden (10 pts, 10 reb), vs. GMU 2/3/18
 Triple-Double: T.J. Cline (19 pts 11 reb 12 assists) vs. SLU, 3/4/17



2018-19 SPIDER MEN'S BASKETBALL GAME NOTES

all except senior Julius Johnson.

Richmond started a junior, three sophomores, and a freshman in its season opener. It was the second straight season the Spiders didn't start a senior in their season opener after having at least one senior start in every season opener from 2000 to 2016. The last time the Spiders started a senior in any game was the final game of the 2016-17 season at TCU in the NIT Quarterfinals.

Preseason Predictions

At the A-10's media day in October, Grant Golden was named Preseason First Team All-Conference and Jacob Gilyard was named to the Preseason All-Defensive Team.

Golden is the fourth Spider to earn Preseason First Team All-A-10 Honors under Chris Mooney (T.J. Cline - 2016, Kendall Anthony - 2014), Kevin Anderson - 2009 & 2010) and one of just three sophomores selected to the team in the last 10 years.

Named Preseason 1st Team All-Atlantic 10 Sophomores Last 10 Years

2018	Grant Golden, Richmond
2018	Kellan Grady, Davidson
2014	DeAndre' Bemby, Saint Joseph's

Gilyard is the third Spider named to the A-10's Preseason All-Defensive Team under Mooney, joining Alonzo Nelson-Ododa (2013 & 2014) and Kevin Anderson (2010). This year, Gilyard and George Washington's Terry Nolan became the first sophomores named Preseason All-Defense in the A-10 since Rhode Island's Hassan Martin in 2014.

As a team, the Spiders were picked 10th in the preseason poll. Richmond has finished no lower than ninth in the A-10 in each of the last 11 seasons.

Home Bodies

The Spiders will play 17 regular-season home games in 2018-19, one shy of the program record. In 1954-55, the Spiders played 18 regular-season games at home, the first four at Benedictine Gym and the final 14 at Richmond Arena, their home before the Robins Center. Richmond will play 11 regular-season away games.

TV Time

Of the Spiders 17 regular-season home games, 14 will be televised regionally on either MASN or NBC Sports Washington and two will be broadcast nationally: Wake Forest (NBCSN) and VCU (CBSSN). 15 home games will be streamed on ESPN+ as part of the Atlantic 10's new multi-year agreement with ESPN.

All home regional and ESPN+ broadcasts will be produced by Richmond's SpiderTV. For the 36th straight season, Bob Black will handle play-by-play duties for the Spiders and Richmond Athletics Hall of Famer Greg

Beckwith, the program's all-time leader in assists and steals, will provide analysis.

At least nine of the Spiders 31 regular-season home games will be on national television.

Family Business

Several Spiders have family members who participated in college athletics.

Jake Wojcik's father Dave was head coach at San Jose State from 2013-17 and has 19 seasons of college coaching experience. He played collegiately at Loyola (Md.). Wojcik's uncle Doug is a former head coach of both Tulsa (2005-12) and College of Charleston (2012-14) and played at Navy, where he was an All-CAA performer and teammate of Basketball Hall-of-Famer David Robinson.

Junior Nick Sherod is the son of E.J. Sherod who played basketball at ODU. Nick's grandfather, Edmund, was a Hall-of-Famer at VCU before playing for the New York Knicks.

Bryce Schneider's brother David was a two-time All-CAA selection at William & Mary who finished his career as sixth-leading scorer in school history. His father Jeff averaged 14.3 points per game as a senior at Virginia Tech in 1981-82 and was drafted by the Houston Rockets.

Jacob Gilyard's father Rodney is a member of Ottawa University's Athletics Hall of Fame and graduated as the school's all-time leader in assists and steals in 1992.

Grant Golden's father played at Fairfield University and he had two grandfathers that played collegiate football.

Sophomore Jordan Gaitley is the son of Stephanie Gaitley, currently the head coach of the women's basketball team at Fordham University and the head coach of Richmond's women's team from 1985-91, when she amassed a 116-63 record over six seasons at the Robins Center. Gaitley also has two older brothers who played collegiately. His oldest brother Dutch is currently the Video Coordinator for the San Antonio Spurs.

Junior Blake Francis' father Carl attended Virginia Union University and played linebacker for four seasons. He is currently the Director of Communications for the NFL Player's Association. Also in Francis' family:

- Brother Branden played football at Liberty from 2010-13
- Cousin Tyler Thornton played basketball at Duke from 2010-14
- Cousin Marques Hagans started at QB for Virginia from 2004-05 and played in 10 NFL games after being selected in the 2006 NFL Draft

RICHMOND IN OVERTIME

All-Time Record: 75-51
2017-18 OT Record: 1-2
Last OT Game: W at Duquesne, 77-73, 1/24/18
Last OT Win: W at Duquesne, 77-73, 1/24/18
Last OT Loss: L at Fordham, 69-65, 1/3/18
Double OT Record: 10-10
Last 2OT Game: W at GW, 98-90, 1/28/16
Triple OT Record: 8-1
Last 3OT Game: L, vs. Saint Louis, 85-72, 2/8/09
Home OT Record: 44-18
Last Home OT Game: L vs. VCU, 94-89, 1/16/16
Road OT Record: 22-30
Last Road OT Game: W at Duquesne, 77-73, 1/24/18
Neutral OT Record: 8-3
Last Neutral OT Game: L vs. VCU, 87-77, 3/11/17



MISCELLANEOUS STATS

Double-Figure Scoring Games

Name	Career	Last
Nick Sherod	40	12 (Loyola, 11/19/18)
Grant Golden	35	13 (Copp St, 12/5/18)
Jacob Gilyard	29	14 (Copp St, 12/5/18)
Julius Johnson	12	10 (Wake, 12/1/18)
Nathan Cayo	5	17 (Wake, 12/1/18)
Jake Wojcik	2	20 (Gtown, 11/28/18)
Andre Gustavson	1	12 (Copp St, 12/5/18)
Souleymane Koureissi	1	10 (Copp St, 12/5/18)

Double-Figure Rebounding Games

Name	Career	Last
Grant Golden	8	11 (Copp St, 12/5/18)
Nick Sherod	2	11 (GMU, 2/3/18)

Double-Figure Assist Games

Name	Career	Last
Andre Gustavson	1	10 (Gtown, 11/28/18)

Double-Doubles

Name	Career	Last
Grant Golden	8	13 pts 11 reb (12/5/18)
Nick Sherod	2	32 pts 11 reb (2/3/18)

20-Point Games

Name	Career	Last
Grant Golden	15	24 (Wake, 12/1/18)
Nick Sherod	9	22 (IUPUI, 11/16/18)
Jacob Gilyard	3	31 (IUPUI, 11/16/18)
Jake Wojcik	1	20 (Gtown, 11/28/18)
Nathan Cayo	1	23 (Hampton, 11/25/18)



SPIDER BITES

DREAM JOBS

Nearly half of this year's Spiders say their dream job involves basketball. However, Noah Yates would love to work for a hedge fund, Sullivan Kulju wants to be an actor, and Nick Sherod would like to have his own radio show.

WHEN 2 G'S AREN'T ENOUGH

Grant Golden's full name is Grant Gary Golden. He was given his middle name in honor of his grandfather.

WHEN 2 LANGUAGES AREN'T ENOUGH

Three Spiders are trilingual. Nathan Cayo speaks English, French, and Creole. Tomas Verbinskis is fluent in English, Lithuanian, and Russian. Andre Gustavson speaks English, Finnish, and Russian.

COMING FOR MICHELANGELO

Jacob Gilyard wanted to be a ninja growing up. His favorite Christmas gift as a child was a pair of toy nunchucks.

NO MIS-STEAKS

Steak is the favorite food of both Julius Johnson and Jake Wojcik. Philadelphia-area native Jordan Gaitley is even more specific. His favorite food is a cheesesteak from Geno's in South Philadelphia.

PLAYLIST CHAMPION

Drake dominates the playlists on Spiders phones, with more than half the roster saying they have more songs by Drake on their phones than any other artist.

WORLD WIDE

Nick Sherod traveled with a group of other Spider student-athletes to the U.A.E. and South Africa during the offseason. As a result of his trip, he decided to pursue an independent study with professor Dr. Laura Browder focused on South African protest literature.

GRAB BAG

- Julius Johnson writes with his left hand but shoots with his right.
- Nick Sherod claims to be an expert Uno player.
- Keith Oddo's high school coach was Bill Hodges, the 1979 NCAA Coach of the Year at Indiana St.

ALONG CAME A SPIDER

Four years ago, Richmond made history as it became the first D-I college basketball program to bring a live spider onto the court before games. Nicknamed "Tarrant" after UR's Hall of Fame coach, the live tarantula has grown to almost five inches in full length. She's a Venezuelan blue tarantula with a diet of crickets and has a perch from the scorer's table during pregame and behind the home bench during play. A number of national media outlets covered her unveiling, while NCAA.com recently named her college basketball's scariest mascot in honor of Halloween.



UNIVERSITY OF RICHMOND FACTS

Ranked 25th among "Best Liberal Arts Colleges"
(US News & World Report)

According to the Princeton Review:

- No. 3 "Best-Run" college in the country
- Ranked 8th for "Most Beautiful Campus"
- Ranked 5th for "Best Classroom Experience"
- Ranked 10th for "Quality of Life"
- Ranked 10th for Best Athletic Facilities

Robins Business School ranked 27th in nation
(Poets & Quants)

8:1 faculty-staff ratio; two-thirds of classes have fewer than 20 students

University endowment valued at more than \$2.37 billion

Founded in 1830, sixth oldest school in Virginia



ROBINS CENTER


Built in 1972 through the generosity of the E. Claiborne Robins family, the Robins Center underwent a \$17 million renovation in 2013 that transformed it into the one of the premier college basketball arenas in the nation.

In 2017-18, Richmond averaged 6,492 fans per game, its most since the 1992-93 season when capacity at the arena was over 9,000. Today, the arena has a capacity of 7,201. The Spiders average attendance last year was third-highest in the Atlantic 10 and the second-highest in Division I among institutions with a total enrollment under 5,000 students, trailing only Providence. **Of the 93 Division I men's basketball teams to average at least 6,000 fans last season, none represented a school with a smaller total enrollment than Richmond.**

The Robins Center complex houses the University's athletic squads and serves as the showplace for University of Richmond basketball. Renovations to the lower level of the building in 2018 resulted in the creation of the Blandford-Everett Student-Athlete Performance Center, which provides Richmond's student-athletes with the latest strength and conditioning equipment, access to a nutrition fueling center, and a state-of-the-art sports medicine facility.

In addition to sporting and recreational activities, the Robins Center annually serves as the site or Richmond's commencement exercises and also provides a forum for countless other educational and cultural events.

The eyes of the world were focused on the Robins Center in 1992, when one of that year's Presidential debates was held in the Center's main arena. In 2011, President Obama delivered an economic address to a capacity crowd.



- Capacity: 7,201
 - Season: 47th (opened in December 1972)
 - All-Time Record: 442-210
 - 2017-18 Avg Attendance: 6,492 (highest in 25 years)
- Sellouts in 2017-18: Six
Record For Home Wins, Season: 16, 2014-15

QUEALLY ATHLETICS CENTER

The Queally Athletics Center will be the new home for Richmond's men's and women's basketball, providing a designated practice facility and much more to the Spiders..

Sports medicine and nutritional facilities, along with an athletic training room with hydrotherapy, will ensure the health and well-being of student-athletes. Strength and conditioning areas, including a full-sized practice gym, coaches offices and team locker rooms will help athletes compete at maximum performance levels. A new Academic Support Center will be located in the renovated Millhiser Gymnasium to ensure that student-athletes have access to the resources they need to maintain progress toward their educational goals. A Spider Heritage Hall will engage fans and alumni in celebration of the proud tradition of University of Richmond athletics.

The facility is named for 1986 alumni Paul and Anne-Marie Queally, longtime supporters of the University of Richmond who contributed a \$7.5 million lead gift to launch the fundraising efforts for the new center.

Preliminary work on the site began in September with building construction scheduled to begin in spring 2019 and conclude in the fall of 2020.

The site will also be home to Richmond's new student Well-Being Center, which will house all campus health care services in addition to providing facilities for wellness education and nutrition services.



SPIDERS IN THE PROS

20 different players to play for Chris Mooney at Richmond have gone on to play professionally, including at least one from 11 of his 13 graduating classes.

Former A-10 Player of the Year T.J. Cline currently stars for Hapoel Halon in Israel's Premier League, where he frequently faces off against former Spider teammate Terry Allen, who plays for Ironi Nahariya.

While at least 10 former Spiders have played professionally in international leagues over the last year, many Richmond athletes have found positions in the NBA.

2011 graduate Justin Harper, the 32nd overall pick in the 2011 NBA Draft, appeared in three games for the Philadelphia 76ers during the 2016-17 season. Harper has also played for the Pistons and Magic and is currently with the South Bay Lakers in the NBA's G League.

Harper and Cline both played in the NBA Summer League in Las Vegas this year, Harper as a member of the New York Knicks and Cline with the Milwaukee Bucks.

2011 graduate Dan Geriot current serves as an assistant coach for the Cleveland Cavaliers. In 2016, Geriot was a video coordinator with the team when the Cavaliers won the franchise's only NBA championship.

Curtis Blair, who graduated from Richmond in 1992 and remains ninth on the Spiders all-time scoring list, is a referee in the NBA.

1990 graduate Kenny Atkinson is in his third season as the head coach of the Brooklyn Nets in 2018-19. Chris Fleming, a member of UR's class of 1993, is an assistant coach on Atkinson's staff.

SPIDER BASKETBALL FACTS

- 9 NCAA Tournament Appearances
- 6 Conference Championships
- 8 NCAA Tournament Wins/2 Sweet Sixteens
- Smallest school (3,036 undergraduate enrollment) to make NCAA Sweet 16 since Davidson in 2008
- 20 Professional Players under Chris Mooney
- 13 Wins over Top 25 since 2008
- 22 Wins over Power-5 schools under Mooney



2018-19 GAME-BY-GAME COMPARISON

Opponent	1st	2nd	Score	Mar	Total FG	FG Pct	3-Pointers	3FG Pct	Free Throws	FT Pct	Rebounds	Assist	T/Over	Block	Steal	Fouls
LONGWOOD	33/34	25/29	58-63	(5)	23-60/24-52	.383/.462	6-26/7-25	.231/.280	6-16/8-13	.375/.615	31/41 (10)	9/10	14/20	3/4	10/7	13/18
ST. FRANCIS BROOKLYN	48/35	40/31	88-66	+22	36-58/25-64	.621/.391	7-18/9-29	.389/.310	9-13/7-8	.692/.875	33/32 +1	17/8	9/10	1/1	9/4	11/13
IUPUI	29/30	49/40	78-70	+8	26-50/28-54	.520/.519	6-17/7-20	.353/.350	20-29/7-14	.690/.500	26/34 (8)	12/13	12/15	5/4	11/8	13/19
Loyola Chicago	36/33	30/49	66-82	(16)	25-48/31-50	.521/.620	8-22/8-19	.364/.421	8-12/12-25	.667/.480	20/34 (14)	11/10	15/17	1/0	8/7	20/18
Wyoming	35/27	31/41	66-68	(2)	27-58/25-55	.466/.455	8-22/7-18	.364/.389	4-5/11-17	.800/.647	33/33 -	21/9	7/6	4/3	3/4	14/8
HAMPTON	37/43	29/43	66-86	(20)	24-53/29-56	.453/.518	3-21/10-23	.143/.435	15-26/18-20	.577/.900	29/32 (3)	12/8	10/11	1/0	9/8	14/18
Georgetown	35/40	47/50	82-90	(8)	32-60/32-64	.533/.500	12-26/8-18	.462/.444	6-9/18-25	.667/.720	29/37 (8)	21/24	11/8	6/2	4/5	17/14
WAKE FOREST	38/37	46/37	84-74	+10	30-56/26-55	.536/.473	6-22/8-22	.273/.364	18-21/14-19	.857/.737	21/35 (14)	21/11	3/15	1/2	9/1	17/20
COPPIN STATE	43/16	39/31	82-47	+35	30-60/18-53	.500/.340	13-28/2-16	.464/.125	9-14/9-15	.643/.600	38/34 +4	19/8	11/15	3/3	10/8	16/15

Note: Game totals are displayed in the format TEAM/OPPONENT for each category

2018-19 GAME-BY-GAME SPECIALTY STATISTICS

Opponent	T/O	2ndCh	Paint	FastB	Bench	Ties	Leads	WL	Score	Leads overcome
Longwood	17	5	22	4	3	0	3	L	58-63	lost 8 2nd-11:57
St. Francis Brooklyn	15	8	58	21	8	1	3	W	88-66	trailed by 2 1st-18:37
IUPUI	18	2	38	11	0	1	2	W	78-70	trailed by 13 1st-05:55
Loyola Chicago	22	0	26	4	11	2	3	L	66-82	lost 9 1st-09:39
Wyoming	4	4	26	2	3	5	2	L	66-68	lost 11 2nd-17:26
Hampton	13	14	38	4	19	1	0	L	66-86	
Georgetown	9	6	34	4	0	3	2	L	82-90	lost 1 1st-16:54
Wake Forest	28	2	42	13	19	0	2	W	84-74	trailed by 3 1st-19:43
Coppin State	20	17	28	11	41	0	0	W	82-47	
Totals	146	58	312	74	104	13	17			
Average/Game	16.2	6.4	34.7	8.2	11.6	1.4	1.9			
Opponent	109	77	282	79	144	14	15			
Average/Game	12.1	8.6	31.3	8.8	16.0	1.6	1.7			



2018-19 POINTS-REBOUNDS-ASSISTS

Opponent	Date	Score		00	02	03	04	05	10	11	15	21	22	24	30
				GILYARD,JA	KOUREISSI,	SCHNEIDER,	CAYO,NATH	SHEROD,NIC	KULJU,SULL	WOJCIK,JAK	GRACE,MAT	VERBINSKIS	GUSTAVSON	YATES,NOAH	ODDO,KEITH
LWU	11/09/18	58-63	L	15-3-5	DNP	DNP	8-4-1	11-7-1	DNP	7-4-1	0-0-0	DNP	0-0-0	0-1-0	0-0-0
SFBKM	11/14/18	88-66	w	15-1-6	3-1-0	0-0-0	15-6-2	22-6-1	DNP	8-8-5	3-1-0	DNP	0-1-0	2-2-0	0-0-0
IUPUI	11/16/18	78-70	w	31-3-6	DNP	DNP	3-2-0	22-4-2	DNP	4-1-0	DNP	DNP	DNP	0-3-0	DNP
vs LUC	11/19/18	66-82	L	19-2-5	0-1-0	0-1-0	3-1-0	12-4-3	DNP	8-1-1	5-0-0	DNP	0-0-0	3-3-0	DNP
vs WY	11/21/18	66-68	L	3-1-6	DNP	DNP	3-2-1	9-9-7	DNP	15-3-3	DNP	DNP	0-1-0	0-2-0	0-0-0
HAMPTON	11/25/18	66-86	L	DNP	4-2-0	0-0-0	23-6-1	0-1-3	DNP	2-3-2	2-3-1	DNP	8-2-1	5-4-1	0-0-0
at GU	11/28/18	82-90	L	DNP	0-0-0	DNP	18-4-4	DNP	DNP	20-4-1	0-1-1	DNP	8-5-10	0-2-0	DNP
WAKE	12/01/18	84-74	w	14-1-9	4-1-2	DNP	17-3-2	DNP	DNP	0-3-2	2-1-0	DNP	5-0-0	8-5-1	DNP
CSUM	12/05/18	82-47	w	14-2-5	10-2-0	5-5-1	3-2-1	DNP	0-0-0	5-2-0	0-3-4	3-2-0	12-4-2	8-2-2	3-0-1

Opponent	Date	Score		31	32	33
				GAITLEY,JO	JOHNSON,JU	GOLDEN,GR
LWU	11/09/18	58-63	L	DNP	3-3-0	14-6-1
SFBKM	11/14/18	88-66	w	DNP	0-1-1	20-4-2
IUPUI	11/16/18	78-70	w	DNP	0-0-0	18-10-4
vs LUC	11/19/18	66-82	L	DNP	3-0-1	13-4-1
vs WY	11/21/18	66-68	L	DNP	3-3-2	33-9-2
HAMPTON	11/25/18	66-86	L	DNP	0-1-0	22-5-3
at GU	11/28/18	82-90	L	DNP	14-2-2	22-10-3
WAKE	12/01/18	84-74	w	DNP	10-0-2	24-3-3
CSUM	12/05/18	82-47	w	0-1-1	6-1-0	13-11-2

2018-19 GAME-BY-GAME LEADERS

Opponent	Date	Score	Points	Rebounds	Assists	Steals	Blocked shots
LONGWOOD	11/09/18	58-63	15-GILYARD,Jacob	7-SHEROD,Nick	5-GILYARD,Jacob	6-GILYARD,Jacob	3-GOLDEN,Grant
ST. FRANCIS BROOKLYN	11/14/18	88-66	22-SHEROD,Nick	8-WOJCIK,Jake	6-GILYARD,Jacob	5-WOJCIK,Jake	1-JOHNSON,Julius
IUPUI	11/16/18	78-70	31-GILYARD,Jacob	10-GOLDEN,Grant	6-GILYARD,Jacob	2-WOJCIK,Jake GILYARD,Jacob Yates,Noah SHEROD,Nick	4-CAYO,Nathan
vs Loyola Chicago	11/19/18	66-82	19-GILYARD,Jacob	4-SHEROD,Nick GOLDEN,Grant	5-GILYARD,Jacob	4-GILYARD,Jacob	1-GOLDEN,Grant
vs Wyoming	11/21/18	66-68	33-GOLDEN,Grant	9-SHEROD,Nick GOLDEN,Grant	7-SHEROD,Nick	1-SHEROD,Nick GOLDEN,Grant GILYARD,Jacob	2-GOLDEN,Grant CAYO,Nathan
HAMPTON	11/25/18	66-86	23-CAYO,Nathan	6-CAYO,Nathan	3-GOLDEN,Grant SHEROD,Nick	4-WOJCIK,Jake	1-CAYO,Nathan
at Georgetown	11/28/18	82-90	22-GOLDEN,Grant	10-GOLDEN,Grant	10-GUSTAVSON,And	1-CAYO,Nathan GUSTAVSON,Andr JOHNSON,Julius WOJCIK,Jake	3-GOLDEN,Grant
WAKE FOREST	12/01/18	84-74	24-GOLDEN,Grant	5-Yates,Noah	9-GILYARD,Jacob	5-GILYARD,Jacob	1-JOHNSON,Julius
COPPIN STATE	12/05/18	82-47	14-GILYARD,Jacob	11-GOLDEN,Grant	5-GILYARD,Jacob	5-GUSTAVSON,Andr	1-CAYO,Nathan SCHNEIDER,Bryce GRACE,Matt



2018-19 SINGLE-GAME HIGHS

Points	33	GOLDEN,Grant vs Wyoming (11/21/18)
	31	GILYARD,Jacob vs IUPUI (11/16/18)
	24	GOLDEN,Grant vs Wake Forest (12/01/18)
	23	CAYO,Nathan vs Hampton (11/25/18)
	22	GOLDEN,Grant at Georgetown (11/28/18)
	22	GOLDEN,Grant vs Hampton (11/25/18)
	22	SHEROD,Nick vs IUPUI (11/16/18)
	22	SHEROD,Nick vs St. Francis Brooklyn (11/14/18)
Field Goals Made	16	GOLDEN,Grant vs Wyoming (11/21/18)
	12	GILYARD,Jacob vs IUPUI (11/16/18)
Field Goal Att.	24	GOLDEN,Grant vs Wyoming (11/21/18)
	20	GOLDEN,Grant vs Wake Forest (12/01/18)
FG Pct (min 5 made)	.857 (6-7)	CAYO,Nathan vs Wake Forest (12/01/18)
	.857 (6-7)	CAYO,Nathan vs St. Francis Brooklyn (11/14/18)
3-Point FG Made	6	WOJCIK,Jake at Georgetown (11/28/18)
	5	WOJCIK,Jake vs Wyoming (11/21/18)
3-Point FG Att.	11	WOJCIK,Jake at Georgetown (11/28/18)
	10	GILYARD,Jacob vs Longwood (11/09/18)
3-Pt FG Pct (min 2 made)	1.000 (3-3)	SHEROD,Nick vs St. Francis Brooklyn (11/14/18)
	.667 (2-3)	Yates,Noah vs Wake Forest (12/01/18)
	.667 (2-3)	JOHNSON,Julius vs Wake Forest (12/01/18)
Free Throws Made	9	GOLDEN,Grant vs Hampton (11/25/18)
	6	GILYARD,Jacob vs Wake Forest (12/01/18)
	6	GOLDEN,Grant vs IUPUI (11/16/18)
Free Throw Att.	14	GOLDEN,Grant vs Hampton (11/25/18)
	9	CAYO,Nathan vs Hampton (11/25/18)
	9	GOLDEN,Grant vs Longwood (11/09/18)
FT Pct (min 3 made)	1.000 (6-6)	GILYARD,Jacob vs Wake Forest (12/01/18)
	1.000 (4-4)	JOHNSON,Julius vs Wake Forest (12/01/18)
	1.000 (4-4)	WOJCIK,Jake vs IUPUI (11/16/18)
Rebounds	11	GOLDEN,Grant vs Coppin State (12/05/18)
	10	GOLDEN,Grant at Georgetown (11/28/18)
	10	GOLDEN,Grant vs IUPUI (11/16/18)
Assists	10	GUSTAVSON,Andre at Georgetown (11/28/18)
	9	GILYARD,Jacob vs Wake Forest (12/01/18)
Steals	6	GILYARD,Jacob vs Longwood (11/09/18)
	5	GUSTAVSON,Andre vs Coppin State (12/05/18)
	5	GILYARD,Jacob vs Wake Forest (12/01/18)
	5	WOJCIK,Jake vs St. Francis Brooklyn (11/14/18)
Blocked Shots	4	CAYO,Nathan vs IUPUI (11/16/18)
	3	GOLDEN,Grant at Georgetown (11/28/18)
	3	GOLDEN,Grant vs Longwood (11/09/18)
Turnovers	5	GOLDEN,Grant at Georgetown (11/28/18)
	5	GILYARD,Jacob vs IUPUI (11/16/18)
Fouls	5	WOJCIK,Jake vs Coppin State (12/05/18)
	5	GUSTAVSON,Andre vs Wake Forest (12/01/18)
Minutes	40	SHEROD,Nick vs Wyoming (11/21/18)
	40	GILYARD,Jacob vs IUPUI (11/16/18)
	39	GUSTAVSON,Andre at Georgetown (11/28/18)
	39	WOJCIK,Jake at Georgetown (11/28/18)
	39	GOLDEN,Grant vs Wyoming (11/21/18)



2018-19 TEAM RANKINGS

Statistic	National Rank	Conference Rank	Value
3-pt Field Goal Attempts (351 ranked)	208	9	202
Assist Turnover Ratio (351 ranked)	15	1	1.55
Assists Per Game (351 ranked)	63	3	15.9
Blocked Shots Per Game (350 ranked)	242	10	2.8
Defensive Rebounds per Game (351 ranked)	290	10	23.78
Fewest Fouls (351 ranked)	27	2	135
Fewest Turnovers (351 ranked)	14	3	92
Field-Goal Percentage (351 ranked)	14	1	50.3
Field-Goal Percentage Defense (351 ranked)	316	13	47.3
Free Throw Attempts (351 ranked)	315	13	145
Free Throws Made (351 ranked)	321	14	95
Free-Throw Percentage (351 ranked)	281	11	65.5
Offensive Rebounds Per Game (351 ranked)	351	14	5.11
Personal Fouls Per Game (351 ranked)	11	2	15.0
Rebound Margin (351 ranked)	327	13	-5.8
Scoring Defense (351 ranked)	190	8	71.8
Scoring Margin (351 ranked)	205	9	2.7
Scoring Offense (351 ranked)	189	5	74.4
Steals Per Game (350 ranked)	54	2	8.1
Three Pt FG Defense (351 ranked)	231	9	34.7
Three-Point Field Goals Per Game (351 ranked)	192	6	7.7
Three-Point Field-Goal Percentage (351 ranked)	193	7	34.2
Total 3-point FGM (350 ranked)	210	7	69
Total Assists (351 ranked)	110	3	143
Total Blocks (351 ranked)	249	10	25
Total Rebounds (351 ranked)	337	14	260
Total Rebounds Per Game (351 ranked)	343	14	28.89
Total Steals (351 ranked)	83	3	73
Turnover Margin (347 ranked)	72	4	2.8
Turnovers Forced (351 ranked)	241	9	13.00
Turnovers Per Game (351 ranked)	12	2	10.2
Won-Lost Percentage (347 ranked)	229	11	44.4

2018-19 INDIVIDUAL RANKINGS

Statistic	Player	National Rank	Conference Rank	Value
3-pt Field Goal Attempts (244 ranked)				
Assist Turnover Ratio (249 ranked)	Jacob Gilyard	44	2	3.00
Assists Per Game (245 ranked)	Jacob Gilyard	33	2	6.0
Blocked Shots Per Game (244 ranked)	Nathan Cayo	244	13	1.00
	Grant Golden	244	13	1.00
Defensive Rebounds per Game (248 ranked)	Grant Golden	74	4	6.11
Double Doubles (232 ranked)	Grant Golden	59	2	3
Field-Goal Percentage (249 ranked)	Jacob Gilyard	106	7	53.2
	Grant Golden	134	8	51.8
Free Throw Attempts (246 ranked)	Grant Golden	174	8	48
Free Throws Made (239 ranked)				
Free-Throw Percentage (250 ranked)				
Minutes Per Game (250 ranked)	Jacob Gilyard	185	15	32:56
Offensive Rebounds Per Game (235 ranked)				
Points Per Game (250 ranked)	Grant Golden	56	2	19.9
	Jacob Gilyard	225	9	15.9
Rebounds Per Game (248 ranked)	Grant Golden	221	8	6.9
Steals Per Game (235 ranked)	Jacob Gilyard	6	1	2.86
	Jake Wojcik	134	10	1.78
Three-Point Field Goals Per Game (246 ranked)				
Three-Point Field-Goal Percentage (153 ranked)				
Total 3-point FGM (241 ranked)				
Total Assists (243 ranked)	Jacob Gilyard	117	7	42
Total Blocks (218 ranked)				
Total Field Goal Attempts (246 ranked)	Grant Golden	72	4	139
Total Field Goals Made (247 ranked)	Grant Golden	44	1	72
Total Minutes (250 ranked)				
Total Points (245 ranked)	Grant Golden	101	5	179
Total Rebounds (245 ranked)				
Total Steals (229 ranked)	Jacob Gilyard	53	4	20
	Jake Wojcik	136	9	16
Triple Doubles (1 ranked)				



2018-19 BOX SCORES

Official Basketball Box Score -- Game Totals -- Final Statistics

Longwood vs RICHMOND

11/09/18 7:00 pm at

Longwood 63 • 2-0

#	Player	Total		3-Ptr	Rebounds			PF	TP	A	TO	Blk	Stl	Min
		FG-FGA	FG-FGA	FT-FTA	Off	Def	Tot							
05	Pernell ADGEI	f	1-2	0-0	0-0	0	5	5	4	2	1	0	1	13
20	CINTRON, Jordan	f	2-4	0-0	1-3	1	6	7	2	5	0	2	0	1
21	SMITH, JaShaun	f	5-10	2-5	0-0	0	2	2	3	12	1	2	0	31
01	WALTON, Isaiah	g	9-15	1-3	4-6	1	11	12	2	23	4	10	0	38
03	PHILLIPS, Lorenzo	g	4-12	3-11	2-2	0	2	2	2	13	2	3	0	1
11	FLOOD, Sean		0-4	0-4	0-0	0	3	3	1	0	2	3	1	0
13	FRANKLIN, Spencer		1-2	0-0	1-2	2	4	6	4	3	0	0	2	0
23	OKAFOR, Gus		2-3	1-2	0-0	0	1	1	0	5	0	0	0	12
	Team					1	2	3						
	Totals		24-52	7-25	8-13	5	36	41	18	63	10	20	4	7
FG % 1st Half: 15-29 51.7% 2nd half: 9-23 39.1% Game: 24-52 46.2% Deadball Rebounds 3														
3FG % 1st Half: 4-14 28.6% 2nd half: 3-11 27.3% Game: 7-25 28.0%														
FT % 1st Half: 0-0 0.0% 2nd half: 8-13 61.5% Game: 8-13 61.5%														

RICHMOND 58 • 0-1

#	Player	Total		3-Ptr	Rebounds			PF	TP	A	TO	Blk	Stl	Min
		FG-FGA	FG-FGA	FT-FTA	Off	Def	Tot							
33	GOLDEN, Grant	f	5-13	0-1	4-9	0	6	6	1	14	1	4	3	0
00	GILYARD, Jacob	g	5-13	3-10	2-4	1	2	3	3	15	5	4	0	6
05	SHEROD, Nick	g	5-13	1-5	0-1	1	6	7	2	11	1	3	0	1
11	WOJCIK, Jake	g	3-7	1-4	0-0	2	2	4	2	7	1	0	0	2
04	CAYO, Nathan	*	4-7	0-0	0-2	2	2	4	3	8	1	1	0	0
15	GRACE, Matt		0-1	0-1	0-0	0	0	0	0	0	0	0	0	0
22	GUSTAVSON, Andre		0-0	0-0	0-0	0	0	0	0	0	0	1	0	0
24	YATES, Noah		0-1	0-1	0-0	0	1	1	0	0	0	1	0	1
30	ODDO, Keith		0-0	0-0	0-0	0	0	0	0	0	0	0	0	0
32	JOHNSON, Julius		1-5	1-4	0-0	0	3	3	2	3	0	0	0	0
	Team					0	3	3						
	Totals		23-60	6-26	6-16	6	25	31	13	58	9	14	3	10
FG % 1st Half: 13-28 46.4% 2nd half: 10-32 31.3% Game: 23-60 38.3% Deadball Rebounds 5														
3FG % 1st Half: 4-13 30.8% 2nd half: 2-13 15.4% Game: 6-26 23.1%														
FT % 1st Half: 3-8 37.5% 2nd half: 3-8 37.5% Game: 6-16 37.5%														

Officials:

Technical fouls: Longwood-None. RICHMOND-None.

Attendance: 6717

2018-19 Men's Basketball. Round: 0. Longwood vs Richmond. Played at .

Score by periods	1st	2nd	Total					
Longwood	34	29	63					
RICHMOND	33	25	58					

Points	In	Off	2nd	Fast	Bench
LWU	T/O	Chance	Break		
RICH	32	17	5	4	

Last FG - LWU 2nd-01:10, RICH 2nd-05:30.

Largest lead - LWU by 10 1st-03:16, RICH by 8 2nd-11:57.

LWU led for 15:26. RICH led for 19:07. Game was tied for 05:27.

Score tied - 3 times.

Lead changed - 6 times.

Official Basketball Box Score -- Game Totals -- Final Statistics

SFBKM vs RICHMOND

11/14/18 11:00 am at Robins Center (Richmond, VA)

SFBKM 66 • 1-2

#	Player	FG-FGA	3-Ptr	FT-FTA	Rebounds	PF	TP	A	TO	Blk	Stl	Min			
		FG-FGA	FG-FGA	FT-FTA	Off Def Tot										
05	Evans, Yarydah	f	2-5	2-2	0 6 6	1	8	0	1	0	0	26			
20	Johnson, Cori	c	1-5	1-1	0 0 0	2	3	3	2	0	0	13			
02	Hurley, Rosel	g	6-10	0-1	2 2 5	6	2	14	2	2	0	1			
10	Sanabria, Glenn	g	6-12	2-5	0 0 1	6	1	14	3	1	0	1			
14	Jordan, Jalen	g	5-13	3-10	1 2 0	2	2	0	14	0	2	1			
04	Hawkins, Chauncey		1-10	0-4	2 2 1	2	2	4	0	1	0	1			
13	Williams, Keon		1-2	1-2	0 0 0	3	3	1	3	1	0	0			
33	Celen, Deniz		2-5	0-0	0 0 0	2	1	3	2	4	0	1			
40	Beckford, Bryant		0-0	0-0	0 0 0	0	0	0	1	0	0	0			
41	Rohlehr, Christian		1-1	0-0	0 0 0	1	2	0	2	0	1	1			
45	Williams, Jordan		0-1	0-1	0 0 0	0	0	0	0	0	0	0			
	Team				0 0 0										
	Totals		25-64	9-29	7-8	12	20	32	13	66	8	10	1	4	200

FG % 1st Half: 13-29 44.8% 2nd half: 12-35 34.3% Game: 25-64 39.1% Deadball Rebounds 1

3FG % 1st Half: 5-14 35.7% 2nd half: 4-15 26.7% Game: 9-29 31.0%

FT % 1st Half: 4-4 100.0 2nd half: 3-4 75.0% Game: 7-8 87.5%

RICHMOND 88 • 1-1

#	Player	FG-FGA	3-Ptr	FT-FTA	Rebounds	PF	TP	A	TO	Blk	Stl	Min			
		FG-FGA	FG-FGA	FT-FTA	Off Def Tot										
33	GOLDEN, Grant	f	9-12	0-1	2-4	0 4 4	1	20	2	2	0	0	29		
00	GILYARD, Jacob	g	6-12	1-4	2-2	0 1 1	1	15	6	1	0	0	34		
05	SHEROD, Nick	g	9-11	3-3	1-1	2 4 6	0	22	1	3	0	4	34		
11	WOJCIK, Jake	g	3-9	2-6	0-0	0 8 8	3	8	5	1	0	5	29		
04	CAYO, Nathan	*	6-7	0-0	3-4	1 5 6	2	15	2	0	0	0	31		
02	KOUREISSI, Souleyman		1-1	0-0	1-1	1 0 1	0	3	0	0	0	0	3		
03	SCHNEIDER, Bryce		0-0	0-0	0 0 0	0	0	0	0	0	0	0	2		
15	GRACE, Matt		1-1	1-1	0-1	1 0 1	1	3	0	0	0	0	10		
22	GUSTAVSON, Andre		0-0	0-0	0 0 0	1	1	0	0	0	1	0	3		
24	Yates, Noah		1-3	0-2	0-0	0 2 2	0	2	0	0	0	0	12		
30	ODDO, Keith		0-1	0-0	0 0 0	0	0	0	0	0	0	0	2		
32	JOHNSON, Julius		0-1	0-1	0-0	0 1 1	3	0	1	0	1	0	11		
	Team				1 1 2			1							
	Totals		36-58	7-18	9-13	6	27	33	11	88	17	9	1	9	200

FG % 1st Half: 20-30 66.7% 2nd half: 16-28 57.1% Game: 36-58 62.1% Deadball Rebounds 0

3FG % 1st Half: 5-10 50.0% 2nd half: 2-8 25.0% Game: 7-18 38.9%

FT % 1st Half: 3-5 60.0% 2nd half: 6-8 75.0% Game: 9-13 69.2%

Officials: Roger Ayers, Leslie Jones, Keith Kimble

Technical fouls: SFBKM-None. RICHMOND-None.

Attendance: 6851

2018-19 Men's Basketball. Round: 0. Richmond vs St. Francis Brooklyn. Played at

Score by periods	1st	2nd	Total
SFBKM	35	31	66
RICHMOND	48	40	88

Last FG - SFBKM 2nd-01:11, RICH 2nd-00:41.

Largest lead - SFBKM by 2 1st-18:37, RICH by 23 2nd-03:32.

SFBKM led for 01:43. RICH led for 36:13. Game was tied for 02:04.

Score tied - 3 times.

Lead changed - 6 times.

Official Basketball Box Score -- Game Totals -- Final Statistics																	
IUPUI vs RICHMOND																	
11/16/18 7:00 pm at																	
IUPUI 70 • 2-1																	
#	Player	Total			3-Ptr			Rebounds			PF	TP	A	TO	Blk	Stl	Min
		FG-FGA	FG-FGA	FT-FTA	Off	Def	Tot										
24	Evan Hall	f	5-7	0-0	3-6	2	3	5	2	13	2	3	2	0	0	27	
32	Elyjah Goss	f	3-7	1-2	1-2	0	6	6	2	8	1	1	2	2	2	20	
05	Camron Justice	g	5-11	3-7	1-2	0	1	1	5	14	2	3	0	1	1	35	
22	D.J. McCall	g	5-6	0-0	1-2	2	4	6	4	11	1	2	0	1	1	30	
23	Grant Weatherford	g	3-4	0-0	0-0	2	1	3	1	6	3	0	0	1	1	24	
00	MINNETT, Jaylen		4-12	2-8	0-0	1	3	4	1	10	3	1	0	2	26		
04	Jack Hansen		0-1	0-1	0-0	0	2	2	1	0	1	0	1	0	1	12	
10	Nick Rogers		3-5	1-2	0-0	0	1	1	1	7	1	0	0	0	0	15	
15	Ahmed Ismail		0-1	0-0	1-2	0	2	2	2	1	0	3	0	0	0	12	
Team							1	3	4					1			
Totals			28-54	7-20	7-14	8	26	34	19	70	13	15	4	8	0	202	
FG % 1st Half: 12-25		48.0%	2nd half: 16-29		55.2%	Game: 28-54		51.9%							Deadboll Rebound 3		
3FG % 1st Half: 4-9		44.4%	2nd half: 3-11		27.3%	Game: 7-20		35.0%									
FT % 1st Half: 2-4		50.0%	2nd half: 5-10		50.0%	Game: 7-14		50.0%									
RICHMOND 78 • 1-1																	
#	Player	Total			3-Ptr			Rebounds			PF	TP	A	TO	Blk	Stl	Min
		FG-FGA	FG-FGA	FT-FTA	Off	Def	Tot										
33	GOLDEN, Grant	f	6-15	0-3	6-8	1	9	10	3	18	4	1	0	1	1	33	
00	GILYARD, Jacob	g	12-16	3-5	4-7	0	3	3	1	31	6	5	0	2	40		
05	SHEROD, Nick	g	7-13	3-5	5-8	1	3	4	2	22	2	1	0	2	37		
11	WOJCIK, Jake	g	0-3	0-2	4-4	0	1	1	2	4	0	1	0	2	25		
04	CAYO, Nathan	*	1-1	0-0	1-2	0	2	2	4	3	0	2	4	1	31		
24	Yates, Noah		0-1	0-1	0-0	0	3	3	1	0	0	1	1	2	18		
32	JOHNSON, Julius		0-1	0-1	0-0	0	0	0	0	0	0	1	0	1	16		
Team							2	1	3								
Totals			26-50	6-17	20-29	4	22	26	13	78	12	12	5	11	200		
FG % 1st Half: 12-27		44.4%	2nd half: 14-23		60.9%	Game: 26-50		52.0%							Deadboll Rebound 3		
3FG % 1st Half: 2-11		18.2%	2nd half: 4-6		66.7%	Game: 6-17		35.3%									
FT % 1st Half: 3-5		60.0%	2nd half: 17-24		70.8%	Game: 20-29		69.0%									
Officials: Andy Nagy, Olandis Poole, Evon Burroughs																	
Technical fouls: IUPUI-None. RICHMOND-None.																	
Attendance: 5015																	
2018-19 Men's Basketball. Round: 0. IUPUI vs Richmond. Played at .																	
Score by periods			1st	2nd	Total												
IUPUI			30	40	70												
RICHMOND			29	49	78												
						Points IUPUI RICH	In Paint 38 38	Off T/O 18 18	2nd Chance 7 8	Fast Break 11 11	Bench 18 18						
Last FG - IUPUI 2nd-00:28, RICH 2nd-02:38.												Score tied - 1 time.					
Largest lead - IUPUI by 13 1st-05:55, RICH by 14 2nd-02:09.												Lead changed - 3 times.					
IUPUI led for 23:25. RICH led for 15:54. Game was tied for 00:41.																	

2018-19 BOX SCORES

Official Basketball Box Score -- Game Totals -- Final Statistics RICHMOND vs Wyoming 11/21/18 5:00 PM at Fort Myers Fla. (Suncoast Arena)

RICHMOND 66 • 2-4

#	Player	Total		3-Ptr		Rebounds			PF	TP	A	TO	Blk	Stl	Min
		FG	FGA	FG	FGA	FT	FTA	Off Def Tot							
00	GILYARD, Jacob	* 1-5	1-4	0-0	0-0	0	1	1	0	3	6	0	0	1	30
04	CAYO, Nathan	* 0-3	0-1	3-4	0	2	2	4	3	1	1	2	0	1	18
05	SHEROD, Nick	* 4-10	0-1	1-1	0	9	9	1	9	7	1	0	1	40	140
11	WOJCIK, Jake	* 5-10	5-9	0-0	0	3	3	15	3	0	0	0	0	38	38
33	GOLDEN, Grant	* 16-24	1-4	0-0	2	7	9	3	33	2	3	2	1	39	39
22	GUSTAVSON, Andre	0-0	0-0	0-0	0	1	1	0	0	0	0	0	0	1	1
24	Yates, Noah	0-3	0-2	0-0	0	2	2	0	0	0	1	0	0	12	12
30	ODDO, Keith	0-0	0-0	0-0	0	0	0	1	0	0	0	0	0	3	3
32	JOHNSON, Julius	1-3	1-1	0-0	0	3	3	2	3	2	1	0	0	19	19
Team						1	2	3							
Totals		27-58	8-22	4-5	3	30	33	14	66	21	7	4	3	200	200

FG % 1st Half: 15-29 51.7% 2nd half: 12-29 41.4% Game: 27-58 46.6%
3FG % 1st Half: 4-12 33.3% 2nd half: 4-10 40.0% Game: 8-22 36.4%
FT % 1st Half: 1-1 100.0 2nd half: 3-4 75.0% Game: 4-5 80.0%

Deadball
Rebounds
1

Wyoming 68 • 2-4

#	Player	Total		3-Ptr		Rebounds			PF	TP	A	TO	Blk	Stl	Min
		FG	FGA	FG	FGA	FT	FTA	Off Def Tot							
00	HENDRICKS, Jake	* 3-6	3-5	1-3	0	6	6	4	10	2	1	0	1	38	38
01	JAMES, Justin	* 11-22	1-5	6-6	1	4	5	0	29	4	1	0	2	38	38
03	REDDING, Nyaires	* 2-6	1-3	0-0	0	2	2	1	5	1	0	0	0	23	23
13	TAYLOR, TJ	* 2-2	0-0	0-0	0	3	3	0	4	0	2	1	0	21	21
14	MUELLER, Austin	* 1-3	0-0	0-0	0	4	4	2	2	0	0	1	0	37	37
02	BANKS, A.J.	0-0	0-0	0-0	0	0	0	0	0	1	0	0	0	2	2
24	MALDONADO, Hunter	5-15	2-5	3-6	2	6	8	1	15	1	1	1	1	35	35
34	DUNG, Lwal	1-1	0-0	1-2	0	0	0	0	3	0	1	0	0	6	6
Team						2	3	5							
Totals		25-55	7-18	11-17	5	28	33	8	68	9	6	3	4	200	200

FG % 1st Half: 10-23 43.5% 2nd half: 15-32 46.9% Game: 25-55 45.5%
3FG % 1st Half: 2-7 28.6% 2nd half: 5-11 45.5% Game: 7-18 38.9%
FT % 1st Half: 5-9 55.6% 2nd half: 6-8 75.0% Game: 11-17 64.7%

Deadball
Rebounds
1

Officials: Greg Nixon, Donn Berdahl, Rick Batsell
Technical fouls: RICHMOND-None. Wyoming-None.
Attendance: 1250

Score by periods	1st	2nd	Total
RICHMOND	35	31	66
Wyoming	27	41	68

Points	In	Off	2nd	Fast	Bench
RICH	26	26	4	2	3
WY	27	10	4	5	18

Last FG - RICH 2nd-02:41, WY 2nd-00:31.
Largest lead - RICH by 11 2nd-17:26, WY by 5 2nd-09:06.
RICH led for 25:30. WY led for 08:23. Game was tied for 06:07.

Score tied - 8 times.
Lead changed - 4 times.

Official Basketball Box Score -- Game Totals -- Final Statistics Hampton vs RICHMOND 11/25/18 6:00 pm at

Hampton 86 • 2-4

#	Player	Total		3-Ptr		Rebounds			PF	TP	A	TO	Blk	Stl	Min
		FG	FGA	FG	FGA	FT	FTA	Off Def Tot							
22	Trevond Barnes	r 1-1	0-0	0-0	1	1	2	3	2	0	0	0	0	11	11
01	Lysander Bracey	g 2-9	0-4	0-0	1	1	2	1	4	1	0	0	1	29	29
02	Jermaine Marrow	g 12-19	5-8	9-9	1	3	4	2	38	6	5	0	1	35	35
23	Kalin Fisher	g 8-12	5-7	6-7	0	9	9	1	27	1	3	0	2	37	37
25	Akim Mitchell	g 3-6	0-2	1-2	3	2	5	2	7	0	1	0	3	32	32
00	Ricquall Smoot	2-3	0-0	0-0	2	0	2	4	4	0	0	0	1	10	10
03	Trey Carver	0-0	0-0	0-0	0	1	1	0	0	0	0	0	0	7	7
05	Pierre Sow	0-0	0-0	0-0	0	0	0	0	0	0	0	0	0	1	1
11	Dondre Griffin	1-4	0-2	0-0	0	0	0	2	2	0	0	0	0	6	6
14	Ben Stanley	0-1	0-0	0-0	0	1	1	1	0	0	0	0	0	3	3
21	Devon Oakley	0-0	0-0	0-0	0	1	1	0	0	1	0	0	0	10	10
24	Austin Colbert	0-1	0-0	2-2	1	3	4	2	2	0	0	0	0	14	14
45	Eugene Marshall	0-0	0-0	0-0	0	0	0	0	0	0	0	0	0	5	5
Team						1	0	1							
Totals		29-56	10-23	18-20	10	22	32	18	86	8	11	0	8	200	200

FG % 1st Half: 15-26 57.7% 2nd half: 14-30 46.7% Game: 29-56 51.8%
3FG % 1st Half: 5-11 45.5% 2nd half: 5-12 41.7% Game: 10-23 43.5%
FT % 1st Half: 8-9 88.9% 2nd half: 10-11 90.9% Game: 18-20 90.0%

Deadball
Rebounds
2

RICHMOND 66 • 2-4

#	Player	Total		3-Ptr		Rebounds			PF	TP	A	TO	Blk	Stl	Min
		FG	FGA	FG	FGA	FT	FTA	Off Def Tot							
33	GOLDEN, Grant	r 6-14	1-4	9-14	1	4	5	2	22	3	2	0	0	33	33
05	SHEROD, Nick	g 0-4	0-3	0-1	0	1	1	0	0	3	2	0	0	14	14
11	WOJCIK, Jake	g 0-7	0-6	2-2	2	1	3	3	2	2	1	0	4	31	31
32	JOHNSON, Julius	g 0-2	0-1	0-0	1	0	1	0	0	0	0	0	1	16	16
04	CAYO, Nathan	* 9-12	1-1	4-9	5	1	6	2	23	1	1	1	1	32	32
02	KOUREISSI, Souleyman	2-3	0-1	0-0	1	1	2	1	4	0	0	0	0	12	12
03	SCHNEIDER, Bryce	0-0	0-0	0-0	0	0	0	0	0	0	1	0	0	1	1
15	GRACE, Matt	1-1	0-0	0-0	1	2	3	1	2	1	0	0	0	7	7
22	GUSTAVSON, Andre	4-5	0-1	0-0	1	1	2	2	8	1	3	0	2	26	26
24	Yates, Noah	2-5	1-4	0-0	0	4	4	0	5	1	0	0	1	24	24
30	ODDO, Keith	0-0	0-0	0-0	0	0	0	2	0	0	0	0	0	4	4
Team						0	2	2							
Totals		24-53	3-21	15-26	12	17	29	14	66	12	10	1	9	200	200

FG % 1st Half: 14-32 43.8% 2nd half: 10-21 47.6% Game: 24-53 45.3%
3FG % 1st Half: 2-10 20.0% 2nd half: 1-11 9.1% Game: 3-21 14.3%
FT % 1st Half: 7-12 58.3% 2nd half: 8-14 57.1% Game: 15-26 57.7%

Deadball
Rebounds
6

Officials: Ron Groover, Jamie Luckie, Bert Smith
Technical fouls: Hampton-None. RICHMOND-None.
Attendance: 4475
2018-19 Men's Basketball. Round: 0. Hampton vs Richmond. Played at .

Score by periods	1st	2nd	Total
Hampton	43	43	86
RICHMOND	37	29	66

Points	In	Off	2nd	Fast	Bench
HAMPTO	30	38	14	8	14
RICH	38	13	14	4	19

Last FG - HAMPTON 2nd-01:30, RICH 2nd-00:30.
Largest lead - HAMPTON by 27 2nd-03:03, RICH None.
HAMPTON led for 38:27. RICH led for 00:00. Game was tied for 01:09.

Score tied - 1 time.
Lead changed - 0 times.

Official Basketball Box Score -- Game Totals -- Final Statistics RICHMOND vs Georgetown 11/28/18 7:00 p.m. at Washington, D.C. (Capital One Arena)

RICHMOND 82 • 2-5

#	Player	Total		3-Ptr		Rebounds			PF	TP	A	TO	Blk	Stl	Min
		FG	FGA	FG	FGA	FT	FTA	Off Def Tot							
04	CAYO, Nathan	r 7-11	0-0	4-5	0	4	4	3	18	4	1	1	1	37	37
33	GOLDEN, Grant	r 10-18	1-3	1-1	1	9	10	3	22	3	5	3	0	31	31
11	WOJCIK, Jake	g 7-15	6-11	0-0	0	4	4	3	20	1	0	0	1	39	39
22	GUSTAVSON, Andre	g 3-5	1-3	1-3	1	4	5	4	8	10	3	0	1	39	39
32	JOHNSON, Julius	g 5-10	4-9	0-0	0	2	2	14	2	1	0	1	0	31	31
02	KOUREISSI, Souleyman	0-0	0-0	0-0	0	0	0	0	0	0	0	0	0	3	3
15	GRACE, Matt	0-0	0-0	0-0	1	0	1	1	0	1	0	1	0	6	6
24	Yates, Noah	0-1	0-0	0-0	0	2	2	1	0	0	0	1	0	14	14
Team						0	1	1							
Totals		32-60	12-26	6-9	3	26	29	17	82	21	11	6	4	200	200

FG % 1st Half: 15-27 55.6% 2nd half: 17-33 51.5% Game: 32-60 53.3%
3FG % 1st Half: 5-11 45.5% 2nd half: 7-15 46.7% Game: 12-26 46.2%
FT % 1st Half: 0-1 0.0% 2nd half: 6-8 75.0% Game: 6-9 66.7%

Deadball
Rebounds
2

Georgetown 90 • 6-1

Georgetown 90 - 81																
#	Player		Total		3-Ptr		Rebounds			PF	TP	A	TO	Blk	Stl	Min
			FG-FGA	FG-FGA	FT-FTA	Off	Def	Total								
15	GOVAN, Jessie	f	11-15	0-1	7-7	3	6	9	1	29	1	1	0	2	36	
33	MOURNING, Trey	f	4-10	0-0	0-0	1	2	3	4	8	2	0	0	0	26	
01	PICKETT, Jamorko	g	1-2	1-2	0-0	0	1	1	1	3	1	0	1	0	19	
02	MCCLLUNG, Mac	g	4-12	2-5	6-8	1	2	3	2	16	1	0	0	0	32	
03	AKINJO, James	g	4-10	3-5	2-5	0	0	0	2	13	6	3	0	0	29	
04	MOSELY, Jagan		1-4	0-1	2-4	1	1	2	1	4	8	0	0	0	19	
11	MALINOWSKI, Greg		4-6	2-4	0-0	0	7	7	1	10	5	1	0	0	20	
23	LEBLANC, Josh		3-5	0-0	1-1	2	3	5	1	7	0	3	0	3	16	
32	JOHNSON, Kaleb		0-0	0-0	0-0	0	1	1	1	0	0	0	1	0	3	
Team						3	3	6								
Totals			32-64	8-18	18-25	11	26	37	14	90	24	8	2	5	200	
FG % 1st Half: 16-34			47.1%	2nd half: 16-30	53.3%	Game: 32-64			50.0%	Deadball Rebounds						
3FG % 1st Half: 4-9			44.4%	2nd half: 4-9	44.4%	Game: 18-18			44.4%	2						
FT % 1st Half: 4-6			66.7%	2nd half: 14-19	73.7%	Game: 18-25			72.0%							

2018-19 SPIDER MEN'S BASKETBALL GAME NOTES

Official Basketball Box Score -- Game Totals -- Final Statistics
CSUM vs RICHMOND
12/05/18 7:00 pm at

CSUM 47 • 0-10

#	Player	Total		3-Ptr		Rebounds			PF	TP	A	TO	Blk	Stl	Min
		FG-FGA	FG-FGA	FT-FTA	Off	Def	Tot								
01	ANDREWS-FULTON, Cha	2-4	0-0	1-5	3	2	5	3	5	1	1	0	0	16	
00	WILLIAMS,Ibn	3-9	1-3	0-0	1	2	3	2	7	2	2	0	1	29	
04	MARSHALL,Nigel	5-13	0-2	0-0	1	5	6	2	10	2	0	1	2	25	
11	STEERS,Justin	3-5	0-1	0-1	1	2	3	1	6	0	1	0	2	17	
22	MORGAN,Lamar	1-6	0-4	0-0	1	3	4	3	2	1	2	0	2	19	
02	DRUMMOND,Taqwain	0-4	0-2	6-6	0	2	2	3	6	0	3	0	0	24	
05	COUNCIL,Cedric	2-5	1-1	0-0	0	1	1	0	5	0	2	1	0	22	
21	BROWNLEE,Lucian	0-2	0-2	0-0	0	2	2	0	0	1	1	0	0	14	
23	AUSLANDER,Kent	1-2	0-1	2-2	0	3	3	1	4	1	1	1	0	20	
25	MEDLEY-BACON Brend	1-3	0-0	0-1	2	2	4	0	2	0	2	0	1	14	
	Team				1	0	1								
Totals		18-53	2-16	9-15	10	24	34	15	47	8	15	3	8	200	

FG % 1st Half: 7-30 23.3% 2nd half: 11-23 47.8% Game: 18-53 34.0% Deadball
3FG % 1st Half: 1-9 11.1% 2nd half: 1-7 14.3% Game: 2-16 12.5% Rebounds
FT % 1st Half: 1-3 33.3% 2nd half: 8-12 66.7% Game: 9-15 60.0% 1

RICHMOND 82 • 4-5

#	Player		Total		3-Ptr		Rebounds			PF	TP	A	TO	Blk	Stl	Min
			FG	FGA	FG	FGA	FT	FTA	Off							
33	GOLDEN,Grant	f	4-10	1-1	4-7		2	9	11	0	13	2	2	0	1	17
00	GILYARD,Jacob		5-7	3-5	1-2		1	1	2	0	14	5	0	0	2	19
11	WOJCIK,Jake	g	2-2	1-1	0-0		0	2	2	5	5	0	1	0	1	17
32	JOHNSON,Julius	g	2-5	2-4	0-0		0	1	1	0	6	0	2	0	0	19
04	CAYO,Nathan	*	1-1	0-0	1-2		0	2	2	0	3	1	1	1	0	10
02	KOUREISSI,Souleyman		3-6	2-5	2-2		1	1	2	1	10	0	1	0	0	21
03	SCHNEIDER,Bryce		2-5	1-2	0-0		2	3	5	3	5	1	0	1	0	15
10	KULJU,Sullivan		0-0	0-0	0-0		0	0	0	0	0	0	0	0	0	2
15	GRACE,Matt		0-2	0-2	0-0		0	3	3	2	0	4	1	1	0	16
21	VERBINSKIS,Tomas		1-4	1-2	0-0		0	2	2	1	3	0	1	0	0	6
22	GUSTAVSON,Andre		6-8	0-1	0-0		2	2	4	4	12	2	1	0	5	26
24	Yates,Noah		3-7	2-4	0-0		0	2	2	0	8	2	1	0	0	20
30	ODDO,Keith		1-2	0-1	1-1		0	0	0	0	3	1	0	0	1	10
31	GAITLEY,Jordan		0-1	0-0	0-0		0	1	1	0	0	1	0	0	0	2
	Team						0	1	1							
Totals			30-60	13-28	9-14		8	30	38	16	82	19	11	3	10	200

FG % 1st Half: 17-31 54.8% 2nd half: 13-29 44.8% Game: 30-60 50.0% Deadball
3FG % 1st Half: 7-12 58.3% 2nd half: 6-16 37.5% Game: 13-28 46.4% Rebounds
FT % 1st Half: 2-5 40.0% 2nd half: 7-9 77.8% Game: 9-14 64.3% 3

Officials: Ray Natili,Tim Comer,Sean Hull
Technical fouls: CSUM-MORGAN,Lamar. RICHMOND-None.
Attendance: 4220
2018-19 Men's Basketball. Round: 0. Coppin St. vs Richmond. Played at .

Score by periods	1st	2nd	Total
CSUM	16	31	47
RICHMOND	43	39	82

	In	Off	2nd	Fast	Bench
Points	Paint	T/O	Chance	Break	
CSUM	24	10	4	8	17
RICH	28	20	17	11	41

Last FG - CSUM 2nd-02:39, RICH 2nd-01:14.
Largest lead - CSUM None, RICH by 36 2nd-07:52.
CSUM led for 00:00, RICH led for 39:30, Game was tied for 00:30.

Score tied - 0 times.
Lead changed - 0 times.





CHRIS MOONEY

HEAD COACH
14th SEASON
PRINCETON, 1994

Chris Mooney has more wins than any other coach in Richmond basketball history. His record-setting 240th win came against Wake Forest on December 1, 2018. With the victory, Mooney broke a tie with Dick Tarrant for the most wins by a coach in Richmond basketball history.

Now in his 14th season with the Spiders, Mooney is the third longest-tenured coach in the Atlantic 10, trailing only Bob McKillop (Davidson) and Phil Martelli (Saint Joseph's). Mooney entered 2018-19 ranked fifth all-time in conference history in both A-10 wins by a head coach (118) and overall wins by an A-10 head coach (237).

Mooney has led the Spiders to seven postseason appearances in the last 11 seasons. Under Mooney, the Spiders made trips to the NCAA tournament in 2010 and 2011 and trips to the NIT Quarterfinals in 2015 and 2017. Mooney's Spiders made national headlines en route to the Sweet 16 in 2011, knocking off five-seed Vanderbilt and Morehead State in the process. Richmond finished both the 2010 and 2011 seasons ranked in the top 25.

Richmond has averaged 20.0 wins over the previous 10 seasons and is 99-69 in Atlantic 10 play during that span, the second most wins in the conference behind Dayton.

Few teams have had as much success against ranked opponents as the Spiders under Mooney. Richmond has won 13 games vs teams ranked in the AP Top 25 under Mooney, including 12 in the previous 10 seasons, best of any A-10 school. During that span (2008-09 to 2017-18), Richmond is 12-14 vs ranked teams, the 15th-best winning percentage (.462) of any Division I team vs top-25 teams.

Mooney's teams have always excelled on their home court, winning 72 percent of the time at the Robins Center over the last 10 seasons. The Spiders average attendance of 6,492 in 2017-18 ranked third among A-10 schools and was the highest at the Robins Center since 1992-93, when the building's capacity was nearly 2,000 more than it is today. Among all Division I schools with a total enrollment under 5,000 students, Richmond ranked second in average attendance in 2017-18, trailing only Providence (9,548).

Mooney was named the Sporting News Atlantic 10 Coach of the Year in 2010, while also being selected as a finalist for the Jim Phelan National Coach of the Year Award. That same year, he won Richmond's Voice of the University Award, given to a faculty or staff member for being a voice that represents the University of Richmond in a positive manner to the wider community. Also in 2010, Richmond Style Weekly tabbed him for the 40 Under 40 list, spotlighting UR's community involvement with homelessness, Special Olympics, Arthritis Foundation, and the ASK Foundation for Childhood Cancer Research. For the last five years, Mooney has headlined the Coaches' Cookoff which raises money for Max's Positive Vibe Cafe, a non-profit dedicated to training and employing people with learning disabilities.

20 of Mooney's former players have gone on to play professionally overseas, including at least one from 11 of his 13 graduating classes.

In 2017-18, Mooney oversaw the development of one of the nation's youngest teams. With a junior, two sophomores, and two freshmen in the starting lineup, Richmond was without a senior starter for the first time

since 1999-2000. Facing one of the 25 most difficult out-of-conference schedules in Division I, the Spiders entered A-10 play with a 2-10 record. But Richmond exceeded expectations in the league, finishing tied for fifth with a 9-9 record that included a pair of wins against crosstown rival VCU and a 2-0 mark against eventual league champion Davidson. Following a 3-13 start, Richmond went 9-7 over the final two months of the season. Grant Golden set the program record for points by a freshman and was named All-Rookie and Third-Team All-Conference by the A-10. Fellow freshman Jacob Gilyard broke Richmond's single-season steals record and finished with the most steals by any D-I freshman since 2012-13 (Marcus Smart). Gilyard also set the school record for assists by a freshman and finished tied for sixth on UR's freshman points list. 77 percent of Richmond's points were scored by freshmen or sophomores, one of the highest rates for any program in Division I.

In 2016-17, the Spiders swept the two major Atlantic 10 awards, with senior T.J. Cline winning A-10 Player of the Year and freshman De'Monte Buckingham earning Rookie of the Year honors. It was just the third time one school swept the awards in A-10 history. Cline recorded the first triple-doubles in school history en route to a season that saw him rank top 10 in points, rebounds, and assists in the single-season record book. UR rebounded from a 6-6 start to finish third in A-10 play and earn an NIT bid where the Spiders won games at Alabama and home vs Oakland.

In 2014-15, Richmond finished the regular season on a six-game winning streak, and was one of the "Last Four Out" of the NCAA Tournament at-large field, thereby securing the No. 1 seed and home-court advantage in the NIT, where they would reach the tournament's quarterfinals. Senior Kendall Anthony wrapped up a career that saw him break the school's all-time three-pointers record and earn All-Atlantic 10 First Team, NABC All-District First Team and VaSID All-State First Team honors in 2015.

2009-10 and 2010-11 are remembered as two of the top seasons in Spider basketball history. In the spring of 2010, Richmond earned its first NCAA at-large bid since 2004, garnering a seven seed before falling in the first round of the tournament. Mooney was named the 2010 Sporting News Atlantic 10 Coach of the Year, and was a finalist for the 2010 Jim Phelan National Coach of the Year award. The Spiders finished the season ranked 24th nationally.

In 2011, Richmond defeated Dayton in the A-10 Championship to earn Mooney's first conference championship, the Spiders first and only league title since Richmond joined the Atlantic 10 in 2001.

That team would go on to the second Sweet 16 in program history by downing Vanderbilt and Morehead State in the NCAA Denver Subregional. While the Spiders run came to an end at the hands of Kansas in San Antonio. Richmond finished 29-8, set a school record for wins, and finished no. 21 in the coaches poll.

During those years, the Spiders were led by Kevin Anderson, a 2010 AP All-American Honorable Mention selection and the 2010 Atlantic 10 Player of the Year. Anderson (2007-11) finished his career as the second-leading scorer in school history.

Anderson had plenty of help to lead Richmond to national

Mooney File

COACHING HONORS

2010 Sporting News Atlantic 10 Coach of the Year
2010 Jim Phelan National Coach of the Year Finalist

POSTSEASON ACCOMPLISHMENTS

2017 NIT Quarterfinals
2015 NIT Quarterfinals
2013 CBI Quarterfinals
2011 NCAA Sweet 16
2011 Atlantic 10 Tournament Champions
2010 NCAA First Round
2009 CBI Semifinals
2008 CBI First Round

AS A HEAD COACH

Year	School	Record	Conf.	Finish
2018-19	Richmond	4-5	--	--
2017-18	Richmond	12-20	9-9	t-5th
2016-17	Richmond	22-13	13-5	t-3rd
2015-16	Richmond	16-16	7-11	9th
2014-15	Richmond	21-14	12-4	4th
2013-14	Richmond	19-14	8-8	7th
2012-13	Richmond	19-15	8-8	t-8th
2011-12	Richmond	16-16	7-9	t-9th
2010-11	Richmond	29-8	13-3	3rd
2009-10	Richmond	26-9	13-3	3rd
2008-09	Richmond	20-16	9-7	t-5th
2007-08	Richmond	16-15	9-7	t-4th
2006-07	Richmond	8-22	4-12	t-12th
2005-06	Richmond	13-17	6-10	t-11th
2004-05	Air Force	18-12	9-5	3rd
1999-00	Arcadia (D-III)	16-10	12-4	2nd
1998-99	Arcadia (D-III)	8-17	7-9	6th
Richmond (2005-pres.)		241-200 (.546)	118-98 (.546)	
Air Force (2004-05)		18-12 (.600)	9-5 (.643)	
Career Record (Div. I)		259-212 (.550)	127-103 (.552)	

Head Coach, Richmond, 2005-present

Head Coach, Air Force, 2004-05

Associate Head Coach, Air Force, 2003-04

Assistant Coach, Air Force, 2000-03

Head Coach, Arcadia University (Div III), 1997-00

AS A PLAYER

A 1994 graduate with a B.A. in English, Mooney led Princeton to the NCAA Tournament twice following a pair of conference titles. The four-year letterwinner amassed 1,071 points, which ranks 20th on Princeton's all-time scoring list, and started all 107 games in his career. He currently ranks seventh on Princeton's career list with 142 career three-pointers and is one of five Princeton student-athletes to score 1,000 points, grab 350 rebounds and dish 200 assists.

prominence. Justin Harper (2007-11) was a Lute Olson All-American and NABC First Team All-District selection in 2011, while also earning All-Atlantic 10 First Team honors. He was drafted by the Cleveland Cavaliers in the second round of the 2011 NBA Draft, and saw action for the Orlando Magic, Detroit Pistons, and Philadelphia 76ers.

Before Richmond, Mooney coached at Air Force for five seasons: three as an assistant, one as an associate head coach and one as head coach. In 2004-05, Mooney led the Falcons to an 18-12 record and votes in the national polls. His 18 victories were the most by a first-year head coach at Air Force.

Mooney began coaching at the high school level, taking a job at Lansdale Catholic High School in Lansdale, Pa., in 1994. His first college coaching experience came at Division III Beaver College, now known as Arcadia University. He spent two seasons there from 1998-2000. While at Beaver College, Mooney only coached part-time, spending much of his time as an event coordinator. He helped plan weddings and events while also serving as the team manager. Mooney is married to the former Lia Chomat, a Princeton graduate who also has a doctorate in psychology from Penn. The couple has two sons, Danny and Ryan.





#0 Jacob GILYARD

5-9 | 160 | Sophomore

Kansas City, Mo. (Barstow School)

SINGLE-GAME HIGHS

Points: 31, IUPUI -- 11/16/18
 Rebounds: 5, at Duquesne -- 01/24/18; Davidson -- 12/30/17
 Assists: 9, Wake Forest -- 12/01/18
 Steals: 6, Dayton -- 01/09/18; LAS -- 01/20/18; Longwood -- 11/09/18
 Blocks: 1, vs UAB -- 11/20/17
 FG made: 12, IUPUI -- 11/16/18
 FG attempts: 16, JMU -- 12/10/17; IUPUI -- 11/16/18
 3FG made: 5, vs St. Bonaventure -- 03/09/18; JMU -- 12/10/17
 3FG attempts: 10, Longwood -- 11/09/18
 FT made: 6, BUCKNELL -- 12/19/17; Wake Forest -- 12/01/18
 FT attempts: 7, IUPUI -- 11/16/18

SOPHOMORE (2018-19)

GAME-BY-GAME

12/5 vs COPPIN STATE - Led Richmond in points (14) and assists (five) despite playing just 19 minutes, including only six in the second half ... Recorded his seventh straight game with at least five assists to start the season
 12/1 vs WAKE FOREST - Played 38 minutes in return to Spiders lineup after missing two games with a groin injury ... Registered a career-high nine assists and added 14 points and five steals ... Brought Robins Center crowd to its feet when he made three field goals and collected a steal in a span of 1:15 midway through first half to break open a tie game
 11/25 vs HAMPTON - Missed his first career game due to a groin injury, snapping a streak of 37 straight starts
 11/21 vs WYOMING - Strained his groin on his second shot attempt of the game and was limited after that ... Played all 20 minutes in second half but attempted just three shots ... Recorded his fourth career game with at least five assists and no turnovers
 11/19 vs LOYOLA - Led the Spiders in points (19), assists (five), and steals (four) ... Recorded 12 points, five assists, and four steals in first half to pace UR to 36-33 halftime lead
 11/16 vs IUPUI - Scored a career-high 31 points, including 27 in the second half, the most by any Spider in a half since Jan. 23, 2009 (David Gonzalvez, 29 in 2nd half vs Temple) ... Made 10 of his 11 field goal attempts after halftime ... Scored 17 points in first 6:30 of 2nd half, including 14 straight for the Spiders at one point ... Registered third straight game with at least five assists ... Played all 40 minutes
 11/9 vs LONGWOOD - Led Richmond in points (15), assists (5), and steals (6) ... 2nd Spider in last 20 years with 15 points, 5 assists, 6 steals in a game (Cedrick Lindsay, 12/4/13 at William & Mary) ... 6 steals tied a career high

- Named to A-10 Preseason All-Defensive Team at the conference's media day on October 18 ... Became the third Spider to earn Preseason All-Defensive Team honors under Chris Mooney, joining (Alonzo Nelson-Ododa - 2013-14, Kevin Anderson - 2010) ... He and George Washington's Terry Nolan (also on the 2018 team) are the first sophomores to be named A-10 Preseason All-Defensive Team since Rhode Island's Hassan Martin in 2014
- Rated as the No. 23 player in the Atlantic 10 entering the season by A10Talk.com

FRESHMAN (2017-18)

- Set Spiders single-season record with 89 steals, breaking mark held by Tony Dobbins (85 in 2003-04) ... Recorded most steals by D-I freshman since Marcus Smart in 2012-13 ... Averaged 2.78 steals per game, sixth most in D-I
- Played team-high 36.5 minutes per game, third most among D-I freshmen and sixth most for any player in the A-10 ... 1,167 minutes played were most by freshman in Spiders history
- Set Spiders record for assists by a freshman, finishing with 130 assists to break the mark held by Ken Atkinson (115) since 1986-87 ... 130 assists were ninth-most in a season in Spiders history ... Averaged 4.1 assists per game, 18th most by D-I freshman, second most by A-10 freshman, and 10th most of any A-10 player
- 2.41 assist-to-turnover ratio ranked fifth among D-I freshmen and third most of any A-10 player (minimum three assists per game)
- Averaged 11.4 points per game, fourth-most by a true freshman for Richmond in last 20 years and most by a Spiders true freshman since Kendall Anthony in 2011-12 (13.0) ... ranked seventh among A-10 freshmen in scoring ... 366 total points were tied for sixth most by a freshman in Spiders history
- Made 83.6 percent of his free throws (56-67), best on the team and the 10th-best single-season rate in Spiders history (minimum 50 attempts)

HIGH SCHOOL

- Advanced to state title game in three of his four seasons, winning Barstow's first state title since 1995 as a sophomore in 2015
- Missouri Class 3 All-State selection after sophomore, junior, and senior seasons ... named Missouri Class 3 Player of the Year in 2017
- Averaged 33.2 points and 7.0 assists per game as senior ... won DiRenna Award, given to the top high school basketball player in the Kansas City area
- Set Barstow single-game school scoring record with 50 points vs Washington on Dec. 5, 2016
- Played for Billy Thomas, who appeared in 53 NBA games over three seasons and was a third-team All-Big 12 selection following his senior season at Kansas in 1998



2018-19 SPIDER MEN'S BASKETBALL GAME NOTES

GILYARD SEASON GAME-BY-GAME

Opponent	Date	gs	min	Total		3-Pointers		Free throws		Rebounds				pf	a	t/o	blk	stl	pts	avg
				fg-fga	pct	3fg-fga	pct	ft-fa	pct	off	def	tot	avg							
LONGWOOD	11/09/18	*	35	5-13	.385	3-10	.300	2-4	.500	1	2	3	3.0	3	5	4	0	6	15	15.0
ST. FRANCIS BROOKLYN	11/14/18	*	34	6-12	.500	1-4	.250	2-2	1.000	0	1	1	2.0	1	6	1	0	0	15	15.0
IUPUI	11/16/18	*	40	12-16	.750	3-5	.600	4-7	.571	0	3	3	2.3	1	6	5	0	2	31	20.3
vs Loyola Chicago	11/19/18	*	34	8-12	.667	2-5	.400	1-2	.500	0	2	2	2.3	3	5	3	0	4	19	20.0
vs Wyoming	11/21/18	*	30	1-5	.200	1-4	.250	0-0	.000	0	1	1	2.0	0	6	0	0	1	3	16.6
at Georgetown	11/28/18		dnp	-	-	-	-	-	-	-	-	-	-	-	-	-	-	-	-	-
WAKE FOREST	12/01/18	*	38	4-12	.333	0-5	.000	6-6	1.000	0	1	1	1.8	1	9	1	0	5	14	16.2
COPPIN STATE	12/05/18	*	19	5-7	.714	3-5	.600	1-2	.500	1	1	2	1.9	0	5	0	0	2	14	15.9
Totals		7	230	41-77	.532	13-38	.342	16-23	.696	2	11	13	1.9	9	42	14	0	20	111	15.9

GILYARD CAREER STATISTICS

Season	gp-gs	min/avg	Total		3-Point		F-Throws		Rebounds				pf	fo	ast	to	blk	stl	Scoring	
			fg-fga	pct	fg-fga	pct	ft-fa	pct	off	def	tot	avg							pts	avg
2017	32-32	1167/36.5	126-279	.452	58-151	.384	56-67	.836	15	54	69	2.2	56	0	130	54	1	89	366	11.4
2018	7-7	230/32.9	41-77	.532	13-38	.342	16-23	.696	2	11	13	1.9	9	0	42	14	0	20	111	15.9
TOTAL	39-39	1397/35.8	167-356	.469	71-189	.376	72-90	.800	17	65	82	2.1	65	0	172	68	1	109	477	12.2





#1 Blake FRANCIS

6-0 | 165 | Junior
Herndon, Va.
Wagner College

Francis signed with the Spiders on April 10, 2018 after receiving interest from many schools, including St. Bonaventure and Loyola-Chicago, following his announcement that he would transfer from Wagner. Francis will sit out the 2018-19 season due to NCAA transfer regulations.

SINGLE-GAME HIGHS (AT WAGNER)

Points: 29, Bryant -- 02/08/18
Rebounds: 7, Sacred Heart -- 01/04/18
Assists: 5, 4 times
Steals: 1, American -- 11/18/17
FG made: 9, Bryant -- 02/08/18; at Dayton -- 12/23/17
FG attempts: 21, Bryant -- 02/08/18
3FG made: 6, Bryant -- 02/08/18; at St. Francis (PA) -- 01/26/18
3FG attempts: 13, vs LIU-Brooklyn -- 03/06/18
FT made: 9, at Rider -- 12/16/17; at NJIT -- 11/11/17
FT attempts: 11, at NJIT -- 11/11/17

SOPHOMORE (2017-18 • WAGNER COLLEGE)

- Averaged team-high 17.3 points per game, the fifth-best mark in the Northeast Conference
- Set school record with 102 three-point field goals ... Led conference in three-pointers made and ranked tied for 26th in Division I
- Shot team-best 40.2 percent from three-point range, the eighth-highest mark in the conference
- Made team-high 80.6 percent of his free-throw attempts, ranking fourth in the NEC
- Recorded team-high 52 steals, fifth most in the conference
- Led Wagner to 23-10 record and regular-season conference title
- Second-Team All-Northeast Conference selection

FRESHMAN (2016-17 • WAGNER COLLEGE)

- Averaged 7.2 points while appearing in 28 games with three starts
- Led team in three-point field goal percentage at 42.2 percent, the second-best mark in the conference ... Ranked 19th among Division I freshmen in three-point shooting (minimum 100 three-point attempts)
- Team's leading scorer off the bench (188 points)

HIGH SCHOOL


- Averaged 20.1 points as a senior at Westfield High School (Chantilly, Va.)
- Led team to 6A state title in 2016 ... earned Second Team All-State honors
- Named fourth-team All-Met selection by The Washington Post following his senior season
- Also earned All-State honors following his junior season
- Graduated as leading scorer in school history (1,390 points)

PERSONAL

- Son of Cissy and Carl
- Father Carl is the Director of Communications for the NFL Players Association ... he attended Virginia Union and played linebacker for four seasons
- Brother Branden played football at Liberty University from 2010-13
- Cousin Tyler Thornton played basketball at Duke University from 2010-14, appearing in 139 games for the Blue Devils
- Cousin Marques Hagans was a starting QB at the University of Virginia from 2004-05
- Played one season of AAU basketball with current teammate Grant Golden on the Fairfax Stars while in middle school
- Born on January 3, 1998

CAREER STATISTICS (AT WAGNER)

Season	gp-gs	min/avg	Total fg-fga pct	3-Point fg-fga pct	F-Throws ft-fa pct	Rebounds off def tot avg	pf	fo	ast	to	blk	stl	pts avg
2016*	28-3	57/20.5	64-151 .424	43-102 .422	30-40 .750	20 18 38 1.4	66	0	31	21	0	18	201 7.2
2017*	32-22	104/32.7	182-423 .430	102-254 .402	87-108 .806	20 40 60 1.9	81	2	54	48	1	52	553 17.3
All*	60-25	162/27.0	246-574 .429	145-356 .407	117-148 .791	40 58 98 1.6	147	2	85	69	1	70	754 12.6



#2 Souleymane KOUREISSI

6-9 | 200 | Freshman
Harlem, N.Y.
Iona Prep

Koureissi signed with the Spiders on November 9, 2017 after choosing Richmond from a group of more than a dozen Division I offers, including Minnesota in the Big Ten and Seton Hall in the Big East. Koureissi was the first signee in Richmond's Class of 2018.

SINGLE-GAME HIGHS

Points: 10, Coppin State -- 12/05/18
Rebounds: 2, Hampton -- 11/25/18; Coppin State -- 12/05/18
Assists: 2, Wake Forest -- 12/01/18
FG made: 3, Coppin State -- 12/05/18
FG attempts: 6, Coppin State -- 12/05/18
3FG made: 2, Coppin State -- 12/05/18
3FG attempts: 5, Coppin State -- 12/05/18
FT made: 2, Coppin State -- 12/05/18
FT attempts: 2, Coppin State -- 12/05/18

FRESHMAN (2018-19)

GAME-BY-GAME

12/5 vs COPPIN STATE - Scored a season-high 10 points and made his first two career three-pointers ... One of four Spiders in double figures
12/1 vs WAKE FOREST - Tied a season-high with four points on a driving layup and a fast-break putaway ... Also recorded his first two career assists
11/25 vs HAMPTON - Registered four points on a pair layups at the rim and had a third field goal waived off due to a foul away from play
11/14 vs ST. FRANCIS - Made his Spiders debut, playing three minutes and converting an offensive rebound into an "And-1" for his first career points

HIGH SCHOOL

- Attended Iona Preparatory School in New Rochelle, N.Y., a member of New York's Catholic High Schools Athletics Association
- Scored a team-high 16.3 points per game while shooting 61 percent from the field as a senior and averaging 8.5 rebounds per game
- Led team to a share of league's regular-season title in 2018
- Named First Team All-Westchester/Putnam County
- Named Second Team All-CHSAA
- Rated as the No. 8 recruit in the state of New York by 247sports.com

PERSONAL

- Born on June 27, 1999

SEASON GAME-BY-GAME

Opponent	Date	gs	min	Total fg-fga	pct	3-Pointers fg-fga	pct	Free throws ft-fa	pct	off	def	tot	avg	pf	a	to	blk	stl	pts	avg
ST. FRANCIS BROOKLYN	11/14/18	3	1-1	1-000	0-0	0-0	0-0	1-1	1-000	1	0	1	1.0	0	0	0	0	0	3	3.0
vs Loyola Chicago	11/19/18	4	0-0	0-000	0-0	0-0	0-0	0-1	0-1000	0	1	1	1.0	0	0	1	0	0	0	1.5
vs Wyoming	11/21/18	dnp	-	-	-	-	-	-	-	-	-	-	-	-	-	-	-	-	-	-
HAMPTON	11/25/18	12	2-3	667	0-1	0-0	0-0	0-0	0-000	1	1	2	1.3	1	0	0	0	0	4	2.3
at Georgetown	11/28/18	3	0-0	0-000	0-0	0-0	0-0	0-0	0-000	0	0	0	0.0	0	0	0	0	0	0	1.8
WAKE FOREST	12/01/18	8	2-4	500	0-2	0-0	0-0	0-0	0-000	0	1	1	1.0	1	2	0	0	0	4	2.2
COPPIN STATE	12/05/18	21	3-6	500	2-5	4-0	2-2	1-0	1-1000	1	1	2	1.2	1	0	1	0	0	10	3.5
Totals		0	51	8-14	.571	2-8	.250	3-4	.750	1	4	7	1.2	3	2	0	0	2	21	3.5

CAREER STATISTICS

Season	gp-gs	min/avg	Total fg-fga pct	3-Point fg-fga pct	F-Throws ft-fa pct	Rebounds off def tot avg	pf	fo	ast	to	blk	stl	pts avg
2018	6-0	51/8.5	8-14 .571	2-8 .250	3-4 .750	3 4 7 1.2	3	0	2	2	0	0	21 3.5
TOTAL	6-0	51/8.5	8-14 .571	2-8 .250	3-4 .750	3 4 7 1.2	3	0	2	2	0	0	21 3.5





#3 Bryce SCHNEIDER

6-5 | 180 | Redshirt Freshman
Myrtle Beach, S.C.
Christian Academy

REDSHIRT FRESHMAN (2018-19)

GAME-BY-GAME

12/5 vs COPPIN STATE - Scored his first career points on a tip-in right before the buzzer at the end of the first half ... Recorded five rebounds, second-most on the team ... Hit his first career three-pointer
11/14 vs ST. FRANCIS - Made his Spiders debut, playing two minutes ... Did not record a point, rebound, assist, or steal

FRESHMAN (2017-18)

• Redshirted ... Played large role on scout team once fully recovered from an ankle injury in late December

HIGH SCHOOL

- Averaged 14.8 points, 7.3 rebounds, and 4.4 assists per game as a senior ... led team to 2A South Carolina state title game (SCISA)
- 3-year varsity starter
- Transferred to Christian Academy of Myrtle Beach after attending Myrtle Beach High School for his sophomore and junior seasons
- Member of National Honors Society

PERSONAL

- Son of Jeff Schneider and Gloria Collier
- Has two older brothers: Kevin and David
- Father Jeff played at Virginia Tech, averaging 14.3 points per game as a senior in 1981-82 ... he was selected by the Houston Rockets in the 5th round (107th pick) of 1982 NBA Draft but never appeared in a game
- Brother Kevin appeared in 21 games (13 starts) for Longwood University in 2004-05
- Brother David was a four-year starter at William & Mary and a two-time All-CAA selection (third team in 2009, second team in 2010) ... finished career as school's sixth all-time leading scorer with 1,491 points ... played professionally in both England and Germany following graduation
- Born on May 19, 1998 in San Luis Obispo, Calif.



#4 Nathan CAYO

6-7 | 205 | Sophomore
Montreal, Quebec
College Jean De Brebeuf

SOPHOMORE (2018-19)

GAME-BY-GAME

12/5 vs COPPIN STATE - Played a season-low 10 minutes after rolling his ankle in the first half
12/1 vs WAKE FOREST - Scored 17 points on 6-7 shooting, his third straight game with more than 15 points ... Second game of season with at least 15 points and only one missed FG attempt
11/28 at GEORGETOWN - Registered a career-best four assists and finished third on the Spiders with 18 points
11/25 vs HAMPTON - Scored a career-high 23 points on 9-12 shooting ... Led Spiders in scoring for first time in his career ... Totaled five offensive rebounds, most by a Spider since De'Monte Buckingham vs Fordham on Jan. 3, 2018 ... Monster baseline dunk in traffic brought crowd to its feet in second half
11/21 vs WYOMING - Limited to 18 minutes due to foul trouble ... Picked up two fouls in first five minutes of game and his third on a charge later in the first half
11/19 vs LOYOLA - Limited to 12 minutes due to foul trouble ... Picked up two fouls in first minute of game and his third on a charge later in the first half
11/16 vs IUPUI - Recorded a career-high four blocks, including blocks on back-to-back dunk attempts on a second-half possession that keyed a Spiders run ... Most blocks by a Spider in a game Jan. 2, 2016 (Deion Taylor, 4)
11/14 vs ST. FRANCIS - Scored career-high 15 points while shooting 6-7 from the field ... Made several driving layups, with the *Richmond Times-Dispatch* writing after the game that he "drives like a guard and finishes like a power forward"
11/9 vs LONGWOOD - Made 1st career non-conference start ... Played 33 minutes, the second-highest total of his career

FRESHMAN (2017-18)

- Averaged 2.3 points and 1.7 rebounds while playing 12.7 minutes per game, seventh most on the team
- Appeared in all 32 games with two starts
- Became third Spider freshman to start when he made his first career start vs George Mason on February 3, making 2017-18 the first season since 2006-07 that three different freshmen started for Richmond

HIGH SCHOOL

- 1st-team all-league selection as a senior ... led team to 3rd-place finish in provincial championship
- Averaged 19.6 points and 9.3 rebounds per game as a junior
- Performed over 200 hours of community service

PERSONAL

- Son of Wilner Cayo and Beraca Loyer
- Has an older brother Ben and a younger brother Samuel
- Born on Oct. 27, 1997
- Last name is pronounced CAY-oh

SEASON GAME-BY-GAME

Opponent	Date	gs	min	pts	fga	pct	3fga	pct	fta	pct	off	def	tot	avg	pf	a	to	blk	stl	pts	avg
ST. FRANCIS BROOKLYN	11/14/18	2	0-0	.000	0-0	.000	0-0	.000	0-0	.000	0	0	0	0.0	0	0	0	0	0	0	0.0
vs Loyola Chicago	11/19/18	2	0-0	.000	0-0	.000	0-0	.000	0-0	.000	0	1	1	0.5	0	0	0	0	0	0	0.0
vs Wyoming	11/21/18	dnp	-	-	-	-	-	-	-	-	-	-	-	-	-	-	-	-	-	-	-
HAMPTON	11/25/18	1	0-0	.000	0-0	.000	0-0	.000	0-0	.000	0	0	0	0.3	0	0	0	0	0	0	0.0
at Georgetown	11/28/18	dnp	-	-	-	-	-	-	-	-	-	-	-	-	-	-	-	-	-	-	-
COPPIN STATE	12/05/18	15	2-5	.400	1-2	.500	0-0	.000	2	3	5	1.5	3	1	0	1	0	1	0	5	1.3
Totals		0	20	2-5	.400	1-2	.500	0-0	.000	2	4	6	1.5	3	1	1	1	0	5	1.3	

CAREER STATISTICS

Season	gp-gs	min/avg	pts	fga	pct	3fga	pct	fta	pct	off	def	tot	avg	pf	fo	ast	to	blk	stl	pts	avg
2018	4-0	20/5.0	2-5	.400	1-2	.500	0-0	.000	2	4	6	1.5	3	0	1	1	1	0	5	1.3	
TOTAL	4-0	20/5.0	2-5	.400	1-2	.500	0-0	.000	2	4	6	1.5	3	0	1	1	1	0	5	1.3	

SINGLE-GAME HIGHS

Points: 23, Hampton -- 11/25/18
Rebounds: 7, at St. Bonaventure -- 02/10/18
Assists: 4, at Georgetown -- 11/28/18
Steals: 2, at St. Bonaventure -- 02/10/18; Wake Forest -- 12/01/18
Blocks: 4, IUPUI -- 11/16/18
FG made: 9, Hampton -- 11/25/18
FG attempts: 12, Hampton -- 11/25/18
3FG made: 1, Hampton -- 11/25/18
3FG attempts: 2, at Fordham -- 01/03/18
FT made: 5, Wake Forest -- 12/01/18
FT attempts: 9, Hampton -- 11/25/18

SEASON GAME-BY-GAME

Opponent	Date	gs	min	Total		3-Pointers		Free Throws		Rebounds		pts	avg							
				fga	pct	fga	pct	fta	pct	off	def									
LONGWOOD	11/09/18	3	33	4-7	.571	0-0	.000	2-2	.000	2	2	4	4.0	3	1	1	0	8	8.0	
ST. FRANCIS BROOKLYN	11/14/18	3	31	6-7	.857	0-0	.000	3-4	.750	1	5	6	5.0	2	2	0	0	0	15	11.5
IUPUI	11/16/18	3	31	1-1	1.000	0-0	.000	1-2	.500	0	2	2	4.0	4	0	2	4	1	3	8.7
vs Loyola Chicago	11/19/18	12	1-2	.500	0-0	.000	1-1	1.000	1	0	1	3.3	4	0	4	0	1	3	7.3	
vs Wyoming	11/21/18	18	0-3	.000	0-1	.000	3-4	.750	0	2	2	3.0	4	1	1	2	0	3	6.4	
HAMPTON	11/25/18	32	9-12	.750	1-1	1.000	4-9	.444	5	1	6	3.5	2	1	1	1	1	23	9.2	
at Georgetown	11/28/18	37	7-11	.636	0-0	.000	4-5	.800	0	4	4	3.6	3	4	1	1	1	18	10.4	
WAKE FOREST	12/01/18	28	6-7	.857	0-0	.000	5-7	.714	0	3	3	3.5	2	2	0	0	2	17	11.3	
COPPIN STATE	12/05/18	10	1-1	1.000	0-0	.000	1-2	.500	0	2	2	3.3	0	1	1	1	0	3	10.3	
Totals		9	232	35-51	.686	1-2	.500	22-36	.611	9	21	30	3.3	24	12	11	9	6	93	10.3

CAREER STATISTICS

Season	gp-gs	min/avg	pts	fga	pct	3fga	pct	fta	pct	off	def	tot	avg	pf	fo	ast	to	blk	stl	pts	avg
2017	32-2	405/12.7	29-66	.439	0-10	.000	16-27	.593	20	35	55	1.7	58	0	12	17	12	11	74	2.3	
2018	9-9	232/25.8	35-51	.686	1-2	.500	22-36	.611	9	21	30	3.3	24	0	12	11	9	6	93	10.3	
TOTAL	41-11	637/15.5	64-117	.547	1-12	.083	38-63	.603	29	56	85	2.1	82	0	24	28	21	17	167	4.1	





#5 Nick SHEROD

6-4 | 230 | Junior

Richmond, Va. (St. Christopher's)

SINGLE-GAME HIGHS

Points: 32, MASON -- 02/03/18
 Rebounds: 14, at Davidson -- 01/28/18
 Assists: 7, vs Wyoming -- 11/21/18
 Steals: 4, St. Francis Brooklyn -- 11/14/18
 Blocks: 2, at Duquesne -- 01/24/18
 FG made: 10, at Duquesne -- 01/24/18; MASON -- 02/03/18
 FG attempts: 21, MASON -- 02/03/18
 3FG made: 5, St. Bonaventure -- 1/11/17
 3FG attempts: 9, St. Bonaventure -- 1/11/17; at Boston College -- 12/23/17
 FT made: 10, MASON -- 02/03/18
 FT attempts: 11, MASON -- 02/03/18

JUNIOR (2018-19)

GAME-BY-GAME

11/28 at Georgetown - Did not play (knee), missing his first career game and snapping a streak of 54 straight starts and 73 straight games played

11/25 vs HAMPTON - Tore left ACL on a drive to the paint with 4:39 remaining in the first half, ending his season ... Was Spiders active career leader in starts (56), minutes (1,955), points (797), and rebounds (273) at time of his injury ... Will be eligible for a medical redshirt

11/21 vs WYOMING - Registered a career-high seven assists with nine points and nine rebounds ... Missed potential game-winner at buzzer from 35 feet

11/16 vs IUPUI - Scored 22 points for the second straight game ... Second time in his career he's had consecutive 20-point games (Feb. 10-13, 2018 at SBU, URI)

11/14 vs ST. FRANCIS - Scored a game-high 22 points while making nine of his 11 shots from the field ... Made all three of his three-point shots ... Recorded a career-high 4 steals

11/9 vs LONGWOOD - Led Richmond with 7 rebounds

SOPHOMORE (2017-18)

- Averaged 14.3 points (second on team) and 5.0 rebounds (third on team) while starting all 32 games
- Increased scoring average every month, from 9.7 points in November to 12.0 in December to 13.1 in January to 19.2 in February/March
- Led team with 17.6 points per game in A-10 play (12th in conference)
- One of two players to score 17 points per game and shoot 52 percent from the field in A-10 play (Justin Tillman, VCU)
- Made team-high 39.1 percent of his three-point attempts
- Named A-10 Player of the Week on January 29 (first Spiders freshman or sophomore to win award since Kevin Anderson in 2009)

FRESHMAN (2016-17)

- Averaged 7.6 points (fifth on team) and 2.4 rebounds (fifth on team) per game
- Made 22 of 26 free throws ... lead team in FT pct (.846) and ranked sixth in A-10 among players with at least 25 FTA
- Appeared in 35 games with 18 starts ... made first career start in season-opener vs VMI

HIGH SCHOOL

- All-Metro Player of the Year in 2015-16
- All-Metro First Team (14-15, 15-16)
- VISAA All-State First Team (14-15, 15-16)
- 2,815 career points on varsity (most in Virginia High School history)
- Led St. Christopher's to school-record 24 wins and regular season title in 15-16
- Averaged 25.6 points per game to lead the region in 15-16
- Also tallied 10.6 rpg, 3.1 apg and 2.4 spg in 15-16
- Led AAU team (Team Loaded) to 2015 adidas Uprising Summer Championship in Las Vegas

PERSONAL

- Father, E.J., played basketball at Old Dominion and grandfather, Edmund, had a Hall of Fame basketball career at VCU before playing with the New York Knicks
- Interested in studying journalism and sports broadcasting
- Born on Oct. 16, 1997

SEASON GAME-BY-GAME

SEASON GAME-BY-GAME

Opponent	Date	gs	min	Total		3-Pointers		Free throws		Rebounds				pf	a	t/o	blk	stl	pts	avg	
				fg-fga	pct	3fg-fga	pct	ft-fa	pct	off	def	tot	avg								
LONGWOOD	11/09/18	*	35	5-13	.385	1-5	.200	0-1	.000	1	6	7	7.0	2	1	3	0	1	11	11.0	
ST. FRANCIS BROOKLYN	11/14/18	*	34	9-11	.818	3-3	1.000	1-1	1.000	2	4	6	6.5	0	1	3	0	4	22	16.5	
IUPUI	11/16/18	*	37	7-13	.538	3-5	.600	5-8	.625	1	3	4	5.7	2	2	1	0	2	22	18.3	
vs Loyola Chicago	11/19/18	*	33	4-9	.444	2-7	.286	2-2	1.000	0	4	4	5.3	2	3	3	0	0	12	16.8	
vs Wyoming	11/21/18	*	40	4-10	.400	0-1	.000	1-1	1.000	0	9	9	6.0	1	7	1	0	1	9	15.2	
HAMPTON	11/25/18	*	14	0-4	.000	0-3	.000	0-1	.000	0	1	1	5.2	0	3	2	0	0	0	12.7	
at Georgetown	11/28/18		dnp	-	-	-	-	-	-	-	-	-	-	-	-	-	-	-	-	-	
Totals			6	193	29-60	.483	9-24	.375	9-14	.643	4	27	31	5.2	7	17	13	0	8	76	12.7

CAREER STATISTICS

Season	gp-gs	min/avg	Total		3-Point		F-Throws		Rebounds				Scoring			
			fg-fga	pct	fg-fga	pct	ft-fa	pct	off	def	tot	avg	pts	fo	ast	to
2016	35-18	754/21.5	102-223	.457	39-117	.333	22-26	.846	12	71	83	2.4	58	0	31	16
2017	32-32	1008/31.5	165-343	.481	61-156	.391	65-81	.802	31	128	159	5.0	58	0	45	36
2018	6-6	193/32.2	29-60	.483	9-24	.375	9-14	.643	4	27	31	5.2	7	0	17	13
TOTAL	73-56	1955/26.8	296-626	.473	109-297	.367	96-121	.793	47	226	273	3.7	123	0	93	65





#10 Sullivan KULJU

6-6 | 220 | Sophomore
New Berlin, Wisc.
Eisenhower

SOPHOMORE (2018-19)

12/5 vs COPPIN STATE - Made his collegiate debut, playing two minutes at the end of the game ... Did not record a point, rebound, or assist

FRESHMAN (2017-18)


- Did not appear in any games

HIGH SCHOOL

- Four-year varsity starter at New Berlin Eisenhower ... member of school's 1,000-point club ... led team to 40-9 record in his last two seasons
- Three-time All-Woodland Conference selection ... 2-time All-Area selection by Milwaukee Journal Sentinel
- Team captain as a senior ... averaged 15.1 points and 5.2 rebounds per game
- Three-time letterwinner in football ... Honorable Mention All-Woodland Conference at wide receiver as a senior
- DECA (Distributive Education Clubs of America) state qualifier

PERSONAL

- Son of Eric and Kimberly Kulju
- Has an older brother Keenan and a younger sister Tierney
- Born on Sept. 8, 1998
- Last name is pronounced "COOL-you"



#11 Jake WOJCIK

6-4 | 185 | Freshman
San Jose, Calif.
Bellarmine Prep

Wojcik signed with the Spiders on May 2, 2018. He originally committed to Siena but was released from his letter of intent when the program changed coaches in April.

FRESHMAN (2018-19)

GAME-BY-GAME

11/28 at GEORGETOWN - Scored a career-high 20 points and hit six three-pointers, the most by any Spider since ShawnDre' Jones on March 1, 2017 (6) and the most by a UR freshman since Reggie Brown on Jan. 29, 2000 (6)
11/25 vs HAMPTON - Served as the Spiders primary ball-handler with Jacob Gilyard out ... Registered a game-high four steals
11/21 vs WYOMING - Scored a career-high 15 points on five three-pointers ... Tied for most three-pointers by a Spider in a game over last two seasons
11/14 vs ST. FRANCIS - Led Richmond with eight rebounds and five steals ... Became first Spiders with five points/rebounds/assists/steals in a game since 1998 (Jonathan Baker)
11/9 vs LONGWOOD - Started and played 29 minutes in his collegiate debut, including 18 minutes in 2nd half ... Recorded first 2 career steals when he stole ball from rebounder coming down with an uncontested rebound

HIGH SCHOOL

- Two-time West Coast Athletic League Player of the Year at Bellarmine Prep in San Jose, Calif.
- Scored 17 points per game as a senior while leading Bellarmine to second straight league title
- Honorable Mention All-State selection following his senior season
- First Team All-Metro (San Francisco Chronicle) and All-Area (Bay Area News Group)
- Team lost just one league game in his final two high school seasons
- Rated as the No. 44 recruit in the state of California by 247sports.com

PERSONAL

- Son of Dave and Heather ... Father Dave was head coach as San Jose State from 2013-17 and has 19 seasons of college coaching experience ... Also played collegiately at Loyola (Md.)
- Uncle Doug Wojcik is a former head coach at Tulsa (2005-12) and College of Charleston (2012-14) ... Three-year starter at Navy who set school record for assists (714) while playing with future Hall-of-Famer David Robinson
- Born on Sept. 28, 1999 ... last name is pronounced "WOJ-ick"

SINGLE-GAME HIGHS

Points: 20, at Georgetown -- 11/28/18
Rebounds: 8, St. Francis Brooklyn -- 11/14/18
Assists: 5, St. Francis Brooklyn -- 11/14/18
Steals: 5, St. Francis Brooklyn -- 11/14/18
FG made: 7, at Georgetown -- 11/28/18
FG attempts: 15, at Georgetown -- 11/28/18
3FG made: 6, at Georgetown -- 11/28/18
3FG attempts: 11, at Georgetown -- 11/28/18
FT made: 4, IUPUI -- 11/16/18
FT attempts: 4, IUPUI -- 11/16/18

SEASON GAME-BY-GAME

Opponent	Date	gs	min	fg	fga	pct	3pt	3fga	pct	ft	fta	pct	off	def	tot	avg	pf	a	to	blk	stl	pts	avg
vs Loyola Chicago	11/19/18	dnp	-	-	-	-	-	-	-	-	-	-	-	-	-	-	-	-	-	-	-	-	-
vs Wyoming	11/21/18	dnp	-	-	-	-	-	-	-	-	-	-	-	-	-	-	-	-	-	-	-	-	-
at Georgetown	11/28/18	dnp	-	-	-	-	-	-	-	-	-	-	-	-	-	-	-	-	-	-	-	-	-
COPPIN STATE	12/05/18	2	0	0	0	.000	0	0	.000	0	0	.000	0	0	0	0.0	0	0	0	0	0	0	0.0
Totals		0	2	0	0	.000	0	0	.000	0	0	.000	0	0	0	0.0	0	0	0	0	0	0	0.0

SEASON GAME-BY-GAME

Opponent	Date	gs	min	fg	fga	pct	3ptfg	3ptfga	pct	ft	fta	pct	off	def	tot	avg	pf	a	to	blk	stl	pts	avg
LONGWOOD	11/09/18	*	29	3-7	.429	1-4	.250	0-0	.000	2	2	1.000	2	4	6	2.0	2	1	0	0	2	7	7.0
ST. FRANCIS BROOKLYN	11/14/18	*	29	3-9	.333	2-6	.333	0-0	.000	0	8	8.0	8	6	14	4.8	3	5	1	0	2	8	7.5
IUPUI	11/16/18	*	25	0-3	.000	0-2	.000	4-4	1.000	0	1	1.0	1	1	2	0.8	2	0	1	0	2	4	6.3
vs Loyola Chicago	11/19/18	*	34	2-5	.400	2-4	.500	2-3	.667	0	1	1.0	1	1	2	0.6	2	1	2	0	1	8	6.8
vs Wyoming	11/21/18	*	38	5-10	.500	5-9	.556	0-0	.000	0	3	3.0	3	3	6	1.6	3	3	0	0	0	15	8.4
HAMPTON	11/25/18	*	31	0-7	.000	0-6	.000	2-2	1.000	2	1	0.5	2	1	3	0.9	3	2	1	0	4	2	7.3
at Georgetown	11/28/18	*	39	7-15	.467	6-11	.545	0-0	.000	0	4	4.0	4	3	7	1.8	4	3	1	0	1	20	9.1
WAKE FOREST	12/01/18	*	25	0-3	.000	0-3	.000	0-0	.000	0	3	3.0	3	3	6	2.4	2	0	0	0	0	0	8.0
COPPIN STATE	12/05/18	*	17	2-2	1.000	1-1	1.000	0-0	.000	0	2	2.0	2	2	4	2.4	0	0	1	0	1	5	7.7
Totals		9	267	22-61	.361	17-46	.370	8-9	.889	4	25	29	3.2	26	15	6	0	16	69	7.7			

CAREER STATISTICS

		Total		3-Point		F-Throws		Rebounds										
Season	gp-gs	min/avg	fg-fga	pct	fg-fga	pct	ft-fta	pct	off	def	tot	avg	pf	fo	ast	to	blk	stl
2018	1-0	22/0	0-0	.000	0-0	.000	0-0	.000	0	0	0	0.0	0	0	0	0	0	0
TOTAL	1-0	22/0	0-0	.000	0-0	.000	0-0	.000	0	0	0	0.0	0	0	0	0	0	0

CAREER STATISTICS

Season	gp-gs	min/avg	Total	fg	fga	pct	3-Point	fg	fga	pct	F.Throws	ft	fta	pct	Rebounds	off	def	tot	avg	pf	fo	ast	to	blk	stl	Scoring
2018	1-0	22.0	0-0	.000	0-0	.000	0-0	.000	0-0	.000	0	0	0	0.0	0	0	0	0	0	0	0	0	0	0	0	0.0
TOTAL	1-0	22.0	0-0	.000	0-0	.000	0-0	.000	0-0	.000	0	0	0	0.0	0	0	0	0	0	0	0	0	0	0	0	0.0





#15 Matt GRACE

6-9 | 210 | Freshman
Hamilton, Ontario
TRC Academy

Grace signed with the Spiders on May 7, 2018.

FRESHMAN (2018-19) GAME-BY-GAME


12/5 vs COPPIN STATE - Played a career-high 16 minutes and registered four assists, second most on the team ... First Spider with at least four assists in 16 or fewer minutes since Cedrick Lindsay at Fordham on Feb. 5, 2011
12/1 vs Wake FOREST - Earned Spiders 'Play of the Game' honors with lay-up in paint after receiving a no-look wrap-around pass from Jacob Gilyard
11/25 vs HAMPTON - Collected a career-best three rebounds in seven minutes
11/21 vs WYOMING - Did not play due to illness
11/19 vs LOYOLA - Hit a three-pointer and made layup in the paint for a season-high five points off the bench
11/14 vs ST. FRANCIS - Swished a three from the corner in the 1st half for his first collegiate points
11/9 vs LONGWOOD - Played 4 minutes in his collegiate debut, all in the 1st half

HIGH SCHOOL

- Graduated from The RISE Centre Academy in Brantford, Ontario
- Led team to league championship in Ontario Scholastic Basketball Association as a senior
- Averaged 10 points and seven rebounds in three tournament games
- Academic All-League selection as a junior in 2017
- One of four members of TRC Academy's Class of 2018 to sign with a Division I basketball program

PERSONAL

- Born on Feb. 5, 1999



#21 Tomas VERBINSKIS

6-7 | 210 | Redshirt Freshman
Klaipeda, Lithuania
Sagemont (Fla.)

REDSHIRT FRESHMAN (2018-19)

GAME-BY-GAME

12/5 vs COPPIN STATE - Made his collegiate debut, scoring three points and collecting two rebounds in six minutes ... First career points came on a three-pointer from the corner

FRESHMAN (2017-18)

- Redshirted

HIGH SCHOOL

- Attended The Sagemont School in Weston, Fla.
- Honorable mention All-Broward County selection in 2016 and 2017
- Led team to Florida's 4A quarterfinals as a senior

PERSONAL

- Son of Julanta Verbinskis
- Native of Lithuania who moved to the United States for high school
- Competed in 2014 U16 FIBA European Championships for Lithuania, averaging 6.0 points per game
- Born on April 2, 1998
- Name is pronounced "TOM-iss ver-BIN-skiss"

SEASON GAME-BY-GAME

Opponent	Date	gs	min	fg-fga	pct	3fg-fga	pct	ft-fga	pct	off	def	tot	avg	pf	a	t/o	blk	stl	pts	avg
LONGWOOD	11/09/18	4	0-1	0.000	0-1	0.000	0-0	0.000	0-0	0	0	0	0.0	0	0	0	0	0	0	0.0
ST. FRANCIS BROOKLYN	11/14/18	10	1-1	1.000	1-1	1.000	0-1	0.000	1	0	1	0.5	1	0	0	0	0	0	3	1.5
vs Loyola Chicago	11/19/18	5	2-2	1.000	1-1	1.000	0-0	0.000	0	0	0	0.3	1	0	0	0	0	0	5	2.7
vs Wyoming	11/21/18	dnp	-	-	-	-	-	-	-	-	-	-	-	-	-	-	-	-	-	-
HAMPTON	11/25/18	7	1-1	1.000	0-0	0.000	0-0	0.000	1	2	3	1.0	1	1	0	0	0	0	2	2.5
at Georgetown	11/28/18	6	0-0	0.000	0-0	0.000	0-0	0.000	1	0	1	1.0	1	1	0	1	0	0	0	2.0
WAKE FOREST	12/01/18	8	1-1	1.000	0-0	0.000	0-0	0.000	0	1	1	1.0	1	0	0	0	0	2	2.0	2.0
COPPIN STATE	12/05/18	16	0-2	0.000	0-2	0.000	0-0	0.000	0	3	3	1.3	2	4	1	1	0	0	1	1.7
Totals		0	56	5-8	.625	2-5	.400	0-1	.000	3	6	9	1.3	7	6	1	2	0	12	1.7

CAREER STATISTICS

Season	gp-gs	min/avg	Total fg-fga	pct	3-Point fg-fga	pct	F-Throws ft-fga	pct	Rebounds off	def	tot	avg	pf	fo	ast	to	blk	stl	Scoring pts	avg
2018	7-0	56/8.0	5-8	.625	2-5	.400	0-1	.000	3	6	9	1.3	7	0	6	1	2	0	12	1.7
TOTAL	7-0	56/8.0	5-8	.625	2-5	.400	0-1	.000	3	6	9	1.3	7	0	6	1	2	0	12	1.7

SEASON GAME-BY-GAME

Opponent	Date	gs	min	fg-fga	pct	3fg-fga	pct	ft-fga	pct	off	def	tot	avg	pf	a	t/o	blk	stl	pts	avg
vs Loyola Chicago	11/19/18	dnp	-	-	-	-	-	-	-	-	-	-	-	-	-	-	-	-	-	-
vs Wyoming	11/21/18	dnp	-	-	-	-	-	-	-	-	-	-	-	-	-	-	-	-	-	-
at Georgetown	11/28/18	dnp	-	-	-	-	-	-	-	-	-	-	-	-	-	-	-	-	-	-
COPPIN STATE	12/05/18	6	1-4	.250	1-2	.500	0-0	.000	0	2	2	2.0	1	0	1	0	1	0	3	3.0
Totals		0	6	1-4	.250	1-2	.500	0-0	.000	0	2	2	2.0	1	0	1	0	1	0	3.0

CAREER STATISTICS

Season	gp-gs	min/avg	Total fg-fga	pct	3-Point fg-fga	pct	F-Throws ft-fga	pct	Rebounds off	def	tot	avg	pf	fo	ast	to	blk	stl	Scoring pts	avg
2018	1-0	6/6.0	1-4	.250	1-2	.500	0-0	.000	0	2	2	2.0	1	0	0	1	0	0	3	3.0
TOTAL	1-0	6/6.0	1-4	.250	1-2	.500	0-0	.000	0	2	2	2.0	1	0	0	1	0	0	3	3.0





#22 Andre GUSTAVSON

6-4 | 175 | Freshman
Helsinki, Finland
Helsinki Basketball Academy

Gustavson signed with the Spiders on April 26, 2018.

FRESHMAN (2018-19)

GAME-BY-GAME

12/5 vs COPPIN STATE - Played 26 minutes, the most of any Spider ... Scored a career-high 12 points, third on the team, and collected a team-high five steals, also a career best

12/1 vs WAKE FOREST - Hit a corner three-pointer and breakaway layup to score five points ... Fouled out with 13 seconds remaining
11/28 at GEORGETOWN - Made his first career start and recorded a team-high 10 assists, the most by any Spider in the last two seasons ... Became 12th different freshman in D-I with double-digit assists in a game this year

11/25 vs HAMPTON - Played 26 minutes, eclipsing his previous season-high by 21 minutes, and rarely left the court after Nick Sherod left with a knee injury ... Scored eight points, third-most on the Spiders, on a variety of driving layups

11/9 vs LONGWOOD - Played 2 minutes in his collegiate debut

HIGH SCHOOL

- Graduated from the Helsinki Basketball Academy in Helsinki, Finland
- Scored 11.4 points per game and shot 54 percent from the field in his final season while leading HBA to the regular-season title in the Finnish 1st Division
- Competed for Finland in 2018 FIBA U20 European Championships, averaging 10.0 points, 3.6 rebounds, and 2.7 assists
- Competed for Finland in 2017 FIBA U18 European Championships, averaging 12.7 points over seven games
- Scored 27 points in group stage game vs Greece, tied for the fourth-most points in a game by any player at the tournament
- Attended same school as current Chicago Bulls star Lauri Markkanen
- One of his coaches at HBA was Finnish basketball legend Hanno Möttölä ... Möttölä, who starred at Utah, was the first Finnish player in NBA history, appearing in 155 games with the Atlanta Hawks from 2000-02

PERSONAL

- Born on May 7, 1999

SEASON GAME-BY-GAME

Opponent	Date	gs	min	pts	fga	fgl	3fga	3fgl	fta	ftl	reb	ast	stl	blk	pts	avg
LONGWOOD	11/09/18	2	0-0	.000	0-0	.000	0-0	.000	0-0	.000	0	0	0	0	0	0.0
ST. FRANCIS BROOKLYN	11/14/18	3	0-0	.000	0-0	.000	0-0	.000	0	1	0.5	0	0	1	0	0.0
vs Loyola Chicago	11/19/18	5	0-0	.000	0-0	.000	0-0	.000	0	0	0.3	2	0	0	0	0.0
vs Wyoming	11/21/18	1	0-0	.000	0-0	.000	0-0	.000	0	1	0.5	0	0	0	0	0.0
HAMPTON	11/25/18	26	4-5	.800	0-1	.000	0-0	.000	1	2	0.8	2	1	3	0	1.6
at Georgetown	11/28/18	39	3-5	.600	1-3	.333	1-3	.333	1	4	5	1.5	4	10	3	2.7
WAKE FOREST	12/01/18	18	2-2	1.000	1-1	1.000	0-0	.000	0	0	1.3	5	0	0	1	3.0
COPPIN STATE	12/05/18	26	6-8	.750	0-1	.000	0-0	.000	2	2	4	1.6	4	2	1	4.1
Totals		1	120	15-20	.750	2-6	.333	1-3	.333	4	9	13	1.6	17	9	33.4

CAREER STATISTICS

Season	gp-gs	min/avg	pts	fga	fgl	3fga	3fgl	fta	ftl	reb	ast	stl	blk	pts	avg
2018	8-1	120/15.0	15-20	.750	2-6	.333	1-3	.333	4	9	13	1.6	17	1	33.4
TOTAL	8-1	120/15.0	15-20	.750	2-6	.333	1-3	.333	4	9	13	1.6	17	1	33.4



#24 Noah YATES

6-5 | 210 | Graduate Student
Point Pleasant Beach, N.J.
Yale

Yates signed with the Spiders on May 16, 2018. As a graduate transfer, he chose Richmond from a group of more than a dozen scholarship offers.

GRAD STUDENT (2018-19)

GAME-BY-GAME

12/1 vs WAKE FOREST - Recorded season highs in points (eight) and rebounds (five) ... Was team's leading rebounder ... Made a pair of three-pointers and a give-and-go layup, all in the second half

11/25 vs HAMPTON - Totaled five points on a driving baseline layup and his first three-pointer with the Spiders

11/14 vs ST. FRANCIS - Scored his first Richmond points on a driving fast-break layup in the second half

11/9 vs LONGWOOD - Made his Spiders debut, finishing with 1 rebound and 1 steal in 13 minutes

SENIOR (2017-18)

- Appeared in all 31 games with two starts, averaging 5.4 points and 2.9 rebounds per game
- Scored career-high 17 points in win at Cornell on February 23
- Made first career start at Kennesaw State on December 30
- Shot 38.2 percent from three-point range, the second-best rate on Yale and 13th best in the Ivy League (minimum 80 attempts)
- Made 54.3 percent of shots from the field over final nine games of season, the eighth-best rate in the Ivy League over that span

JUNIOR (2016-17)

- Appeared in 11 games, totaling 21 points and 10 rebounds
- Walked onto the team before the start of the season following two years as a tight end on Yale's football team ... On the football field, a recurring elbow injury limited him to one game during his freshman and sophomore seasons

HIGH SCHOOL

- Eight-time letter winner (three in basketball and baseball, two in football) at Point Pleasant Beach High
- Second-team All-Ocean County selection in basketball as a senior
- All-state selection in football, all-conference selection in baseball, and state champion in basketball
- Led New Jersey with nine interceptions in 2013

PERSONAL

- Son of John and Colleen
- Plans to pursue graduate degree in finance at Robins School of Business
- Born on Aug. 19, 1996

SEASON GAME-BY-GAME

Opponent	Date	gs	min	pts	fga	fgl	3fga	3fgl	fta	ftl	reb	ast	stl	blk	pts	avg
LONGWOOD	11/09/18	13	0-1	.000	0-1	.000	0-0	.000	0-0	.000	0	1	1	0	0	0.0
ST. FRANCIS BROOKLYN	11/14/18	12	1-3	.333	0-2	.000	0-0	.000	0	2	1.5	0	0	0	0	2.0
IUPUI	11/16/18	18	0-1	.000	0-1	.000	0-0	.000	0	3	2.0	1	0	1	2	0.7
vs Loyola Chicago	11/19/18	18	1-1	1.000	0-0	.000	1-2	.500	0	3	2.3	1	0	0	2	1.3
vs Wyoming	11/21/18	12	0-3	.000	0-2	.000	0-0	.000	0	2	2.2	0	0	1	0	1.0
HAMPTON	11/25/18	24	2-5	.400	1-4	.250	0-0	.000	0	4	2.5	0	1	0	1	1.7
at Georgetown	11/28/18	14	0-1	.000	0-0	.000	0-0	.000	0	2	2.4	1	0	0	1	1.4
WAKE FOREST	12/01/18	16	3-4	.750	2-3	.667	0-0	.000	1	4	5	2.8	1	1	0	8.2
COPPIN STATE	12/05/18	20	3-7	.429	2-4	.500	0-0	.000	0	2	2.7	0	2	1	0	8.2
Totals		0	147	10-26	.385	5-17	.294	1-2	.500	1	23	24	2.7	4	4	26.2

CAREER STATISTICS (AT RICHMOND)

CAREER STATISTICS (AT RICHMOND)																				
Season	Total		3-Point		F-Throws		Rebounds				Scoring									
	gp-gs	min/avg	fg-fga	pct	fg-fga	pct	ft-fga	pct	off	def	tot	avg	pf	fo	ast	to	blk	stl	pts	avg
2018	9-0	147/16.3	10-26	.385	5-17	.294	1-2	.500	1	23	24	2.7	4	0	4	4	2	6	26	2.9
TOTAL	9-0	147/16.3	10-26	.385	5-17	.294	1-2	.500	1	23	24	2.7	4	0	4	4	2	6	26	2.9





#30 Keith ODDO

6-1 | 185 | Senior
Roanoke, Va.
North Cross

SENIOR (2018-19)

GAME-BY-GAME

12/5 vs COPPIN STATE - Played a career-high 10 minutes, registering three points, one assist and a steal ... Scoring game on an "And-1" layup at the end of the shot clock in second half

11/9 vs LONGWOOD - Played three minutes, including at end of game in pressing situations

JUNIOR (2017-18)

- Appeared in five games, totaling six points and one assist
- Made both of his field goal attempts: a three-pointer at Rhode Island and a jumpshot at George Washington

SOPHOMORE (2016-17)

- Appeared in one game, making Spiders debut Feb. 25 at Fordham ... played two minutes and did not record any points, rebounds or field goal attempts

FRESHMAN (2015-16)

- Did not play

HIGH SCHOOL

- Averaged 13.8 ppg, 4.7 apg, 3.8 rpg and 1.3 spg in his senior season
- Helped North Cross HS to a 20-4 record as a senior, earning Team MVP honors
- Scored over 1,000 points in career, hitting 38 percent of his 3-pointers
- Two-time All-Conference First Team selection, All-Conference Second Team
- Won three regular season and three conference tournament championships, qualifying for state tournament four times

PERSONAL

- Born on June 10, 1996

SINGLE-GAME HIGHS

Points: 3, at Rhode Island -- 2/13/18; Coppin State -- 12/05/18
Assists: 1, at MASON -- 03/03/18; Coppin State -- 12/05/18
Steals: 1, Coppin State -- 12/05/18
FG made: 1, at GW -- 02/21/18; at Rhode Island -- 2/13/18; Coppin State -- 12/05/18
3FG made: 1, at Rhode Island -- 2/13/18
3FG attempts: 1, at Rhode Island -- 2/13/18; Coppin State -- 12/05/18
FT made: 1, UMASS -- 02/28/18; Coppin State -- 12/05/18



#31 Jordan GAITLEY

6-4 | 205 | Sophomore
Haverford, Pa.
Fordham Prep (N.Y.)

SOPHOMORE (2018-19)

- Made his collegiate debut, collecting a rebound and assist in two minutes ... Driving left-handed layup in traffic rolled around rim but fell out

FRESHMAN (2017-18)

- Did not appear in a game

HIGH SCHOOL

- 2017 League MVP of New York's Catholic High Schools Athletic Association (CHSAA) A Division
- Averaged 20.5 points per game as a senior ... led team to CHSAA A Division Final
- Class A first-team All-State selection

PERSONAL

- Son of Frank and Stephanie Gaitley
- Mother Stephanie is head coach of the women's team at Fordham University and was head coach of the women's team at Richmond from 1985-91 (116-63 in 6 seasons)
- Older brother Dutch played at Temple and Monmouth and is currently Video Coordinator for the San Antonio Spurs
- Older brother D.C. played in seven games for Fordham
- Born on June 23, 1998

SEASON GAME-BY-GAME

Opponent	Date	gs	min	fg-fga	pct	3fg-fga	pct	ft-fga	pct	off	def	tot	avg	pf	a	t/o	blk	sti	pts	avg
LONGWOOD	11/09/18	3	0-0	.000	0-0	.000	0-0	.000	0-0	0	0	0	0.0	0	0	0	0	0	0	0.0
ST. FRANCIS BROOKLYN	11/14/18	2	0-1	.000	0-0	.000	0-0	.000	0-0	0	0	0	0.0	0	0	0	0	0	0	0.0
vs Loyola Chicago	11/19/18	dnp	-	-	-	-	-	-	-	-	-	-	-	-	-	-	-	-	-	-
vs Wyoming	11/21/18	3	0-0	.000	0-0	.000	0-0	.000	0-0	0	0	0	0.0	1	0	0	0	0	0	0.0
HAMPTON	11/25/18	4	0-0	.000	0-0	.000	0-0	.000	0-0	0	0	0	0.0	2	0	0	0	0	0	0.0
at Georgetown	11/28/18	dnp	-	-	-	-	-	-	-	-	-	-	-	-	-	-	-	-	-	-
COPPIN STATE	12/05/18	10	1-2	.500	0-1	.000	1-1	1.000	0-0	0	0	0	0.0	0	1	0	0	1	3	0.6
Totals		0	22	1-3	.333	0-1	.000	1-1	1.000	0	0	0	0.0	3	1	0	0	1	3	0.6

SEASON GAME-BY-GAME

Opponent	Date	gs	min	fg-fga	pct	3fg-fga	pct	ft-fga	pct	off	def	tot	avg	pf	a	t/o	blk	sti	pts	avg
vs Loyola Chicago	11/19/18	dnp	-	-	-	-	-	-	-	-	-	-	-	-	-	-	-	-	-	-
vs Wyoming	11/21/18	dnp	-	-	-	-	-	-	-	-	-	-	-	-	-	-	-	-	-	-
at Georgetown	11/28/18	dnp	-	-	-	-	-	-	-	-	-	-	-	-	-	-	-	-	-	-
COPPIN STATE	12/05/18	2	0-1	.000	0-0	.000	0-0	.000	0-0	0	1	1	1.0	0	1	0	0	0	0	0.0
Totals		0	2	0-1	.000	0-0	.000	0-0	.000	0	1	1	1.0	0	1	0	0	0	0	0.0

CAREER STATISTICS

Season	gp-gs	min/avg	fg-fga	pct	3fg-fga	pct	ft-fga	pct	off	def	tot	avg	pf	fo	ast	to	blk	sti	pts	avg
2016	1-0	2/2.0	0-0	.000	0-0	.000	0-0	.000	0	0	0	0.0	0	0	0	1	0	0	0	0.0
2017	5-0	13/2.6	2-2	1.000	1-1	1.000	1-2	.500	0	0	0	0.0	4	0	1	0	0	0	6	1.2
2018	5-0	22/4.4	1-3	.333	0-1	.000	1-1	1.000	0	0	0	0.0	3	0	1	0	0	1	3	0.6
TOTAL	11-0	37/3.4	3-5	.600	1-2	.500	2-3	.667	0	0	0	0.0	7	0	2	1	0	1	9	0.8

CAREER STATISTICS

Season	gp-gs	min/avg	fg-fga	pct	3fg-fga	pct	ft-fga	pct	off	def	tot	avg	pf	fo	ast	to	blk	sti	pts	avg
2018	1-0	2/2.0	0-1	.000	0-0	.000	0-0	.000	0	1	1	1.0	0	0	1	0	0	0	0	0.0
TOTAL	11-0	37/3.4	3-5	.600	1-2	.500	2-3	.667	0	0	0	0.0	7	0	2	1	0	1	9	0.8





#32 Julius JOHNSON

6-3 | 200 | Senior

Cocoa, Fla. (Florida Air Academy)

SINGLE-GAME HIGHS

Points: 17, Dayton -- 01/09/18
 Rebounds: 8, at Bucknell -- 11/30/16
 Assists: 4, at Bucknell -- 11/30/16
 Steals: 3, Jacksonville State -- 11/13/17; JMU -- 12/10/17
 Blocks: 2, UMBC -- 12/10/16
 FG made: 5, 6 times
 FG attempts: 10, at Georgetown -- 11/28/18
 3FG made: 5, Dayton -- 01/09/18
 3FG attempts: 9, at Fordham -- 01/03/18; at Georgetown -- 11/28/18
 FT made: 6, at GW -- 02/21/18
 FT attempts: 6, at GW -- 02/21/18

SENIOR (2018-19)

GAME-BY-GAME

12/1 vs WAKE FOREST - Scored 10 points on a pair of three-pointers and four free throws ... Recorded double-digit points in back-to-back games for the first time in his career

11/28 at GEORGETOWN - Made second straight start in 100th career game ... Totaled 14 points for his 11th career game with double-digit points and went 4-9 from three-point range

11/25 vs HAMPTON - Made first start since Jan. 22, 2017

11/9 vs LONGWOOD - 1st Spider off the bench, entering the game with 17 minutes left in the 1st half

JUNIOR (2017-18)

- Appeared in all 32 games, averaging 15.9 minutes per game (sixth on team)
- Scored 3.7 points per game (sixth on team) while shooting 34.3 percent from three-point range (third on team)
- Has played in 82 straight games dating back to his freshman season, the longest active streak of any Spider
- Scored 19 points (9.5 per game) in the A-10 Tournament, nearly six points above his season average

SOPHOMORE (2016-17)

- Played in all 35 games with 17 starts ... averaged 22.4 minutes per game (fifth on team)
- Scored 4.9 points and recorded 2.6 rebounds per game
- Scored career-high 16 points vs Duquesne (Jan. 28) and matched it vs Davidson on Feb. 21
- Registered career-highs in rebounds (eight) and assists (four) Nov. 30 at Bucknell

FRESHMAN (2015-16)

- Played in 26 games, averaging 8.0 minutes per game
- Scored 36 points and grabbed 22 rebounds on the season
- Scored first career points on a bucket against Stetson (11/15)
- Scored eight points with two threes in A-10 tournament win over Fordham

HIGH SCHOOL

- Led Florida Air Academy to a 21-5 record in 2014-15, advancing to the regional finals
- Scored 21 points per game and averaged four rebounds and five assists in 2014-15 season
- Earned Florida 3A All-State Second Team honors after both junior and senior seasons
- Averaged 28 points per game as a junior, leading FAA to 26-2 record
- Only second player in school history to surpass 1,000 points by junior season
- Ranked #32 in FloridaHoops.com top state players in 2015 class
- Signed NLI in early signing period of Fall 2014

PERSONAL

- Son of Katherine Jameson
- Born on April 25, 1996

SEASON GAME-BY-GAME

Opponent	Date	gs	min	Total		3-Pointers		Free throws		Rebounds				pf	a	t/o	blk	stl	pts	avg
				fg-fga	pct	3fg-fga	pct	ft-fa	pct	off	def	tot	avg							
LONGWOOD	11/09/18		16	1-5	.200	1-4	.250	0-0	.000	0	3	3	3.0	2	0	0	0	0	3	3.0
ST. FRANCIS BROOKLYN	11/14/18		11	0-1	.000	0-1	.000	0-0	.000	0	1	1	2.0	3	1	0	1	0	0	1.5
IUPUI	11/16/18		16	0-1	.000	0-1	.000	0-0	.000	0	0	0	1.3	0	0	1	0	1	0	1.0
vs Loyola Chicago	11/19/18		22	1-4	.250	1-4	.250	0-0	.000	0	0	0	1.0	1	1	0	0	0	3	1.5
vs Wyoming	11/21/18		19	1-3	.333	1-1	1.000	0-0	.000	0	3	3	1.4	2	2	1	0	0	3	1.8
HAMPTON	11/25/18	*	16	0-2	.000	0-1	.000	0-0	.000	1	0	1	1.3	1	0	0	0	1	0	1.5
at Georgetown	11/28/18	*	31	5-10	.500	4-9	.444	0-0	.000	0	2	2	1.4	2	2	1	0	1	14	3.3
WAKE FOREST	12/01/18	*	27	2-3	.667	2-3	.667	4-4	1.000	0	0	0	1.3	1	2	1	1	0	10	4.1
COPPIN STATE	12/05/18	*	19	2-5	.400	2-4	.500	0-0	.000	0	1	1	1.2	0	0	2	0	0	6	4.3
Totals		4	177	12-34	.353	11-28	.393	4-4	1.000	1	10	11	1.2	12	8	6	2	3	39	4.3

CAREER STATISTICS

CAREER STATISTICS

Season	gp-gs	min/avg	Total		3-Point		F-Throws		Rebounds				Scoring							
			fg-fga	pct	fg-fga	pct	ft-fa	pct	off	def	tot	avg	pf	fo	ast	to	blk	stl	pts	avg
2015	26-0	207/8.0	13-46	.283	6-33	.182	4-5	.800	6	16	22	0.8	30	0	6	4	4	1	36	1.4
2016	35-17	783/22.4	59-142	.415	26-83	.313	27-34	.794	19	71	90	2.6	88	0	34	24	5	23	171	4.9
2017	32-0	510/15.9	39-99	.394	24-70	.343	15-19	.789	10	43	53	1.7	58	1	26	16	1	17	117	3.7
2018	9-4	177/19.7	12-34	.353	11-28	.393	4-4	1.000	1	10	11	1.2	12	0	8	6	2	3	39	4.3
TOTAL	102-21	1677/16.4	123-321	.383	67-214	.313	50-62	.806	36	140	176	1.7	188	1	74	50	12	44	363	3.6





#33 Grant GOLDEN

6-10 | 265 | Redshirt Sophomore

Winchester, Va. (St. James (Md.))

SINGLE-GAME HIGHS

Points: 33, vs Wyoming -- 11/21/18
 Rebounds: 11, UMASS -- 02/28/18; Coppin State -- 12/05/18
 Assists: 5, JMU -- 12/10/17
 Steals: 3, at Duquesne -- 01/24/18; JMU -- 12/10/17
 Blocks: 3, 4 times
 FG made: 16, vs Wyoming -- 11/21/18
 FG attempts: 24, vs Wyoming -- 11/21/18
 3FG made: 4, GEORGETOWN -- 11/25/17
 3FG attempts: 8, GEORGETOWN -- 11/25/17
 FT made: 9, Hampton -- 11/25/18
 FT attempts: 14, Hampton -- 11/25/18

REDSHIRT SOPHOMORE (2018-19)

GAME-BY-GAME

12/5 vs COPPIN STATE - Recorded his eighth career double-double, totaling 13 points and 11 rebounds in just 17 minutes ... 11 rebounds tied a career high ... First Spider to record a double-double in fewer than 20 minutes of playing time since Kevin Steenberge on Dec. 29, 2003
 12/21 vs WAKE FOREST - Scored a game-high 24 points for his fourth straight 20-point game ... Became first Spider with four straight 20-point games since T.J. Cline in 2016-17
 11/28 at GEORGETOWN - Registered his seventh career double-double with a team-high 22 points and 10 rebounds ... Became first Spider with three straight 20-point games since T.J. Cline in 2016-17
 11/25 vs HAMPTON - Totaled 22 points, registering back-to-back 20-point games for the fourth time in his career ... Set career highs in free throws (nine) and free-throw attempts (14)
 11/21 vs WYOMING - Scored a career-high 33 points, half of the Spiders total ... Most points by Spider since T.J. Cline at TCU in NIT Quarterfinals on March 21, 2017 (33) ... Also set career highs in field goals (16) and FG attempts (24) ... Most field goals (16) by a Spider since Johnny Newman vs St. Mary's on Dec. 6, 1985 (17) and tied for 10th-most field goals in a game in program history
 11/16 vs IUPUI - Registered his sixth career double-double, finishing with 18 points and 10 rebounds
 11/14 vs ST. FRANCIS - Recorded his 11th career 20-point game, finishing with 20 points on 9-12 shooting
 11/9 vs LONGWOOD - Scored 10 of his 14 points in the 2nd half ... Tied a career high with 3 blocks

- Named Preseason First-Team All-Conference at the A-10's Media Day on October 18 ... Became the fourth different Spider to earn Preseason First-Team All-Conference honors under Chris Mooney (T.J. Cline - 2016, Kendall Anthony - 2014, Kevin Anderson - 2009-10) ... One of three sophomores to earn Preseason First-Team All-A-10 honors in last 10 years, joining Kellan Grady (Davidson, 2018) and DeAndre' Bembry (Saint Joseph's, 2014)
- Ranked as No. 9 mid-major center in D-I by CBB Central during the preseason ... Ranked as No. 10 player in A-10 by A10Talk.com during the preseason

REDSHIRT FRESHMAN (2017-18)

- Scored 498 points, breaking the record for most points by a Spider freshman (Mike Perry - 494 in 1977-78)
- Averaged team-high 15.6 points per game and recorded 6.7 rebounds per game (second on team)
- One of seven freshmen in D-I to average 15.5 points and six rebounds per game
- Led team with five double-doubles, most by a Spiders freshman since 1998-99 (Charles Stephens)
- Selected Third-Team All-Conference and All-Rookie Team in Atlantic 10 ... With Davidson's Kellan Grady, first freshmen to make A-10 All-Conference team since 2012-13 (Semaj Christon, Xavier)
- Named A-10 Rookie of the Week three times (November 27, January 29, March 5)
- Selected to All-Tournament Team at Cayman Islands Classic after averaging 18 points and five rebounds while shooting 56 percent from field in three games
- Ranked as the 15th-best player in the conference during the 2017-18 season by A-10Talk.com in May

FRESHMAN (2016-17)

- Granted medical redshirt by NCAA after undergoing cardiac ablation procedure on Dec. 22 to correct an accelerated heart rate that caused him to collapse vs Texas Tech on Dec. 17
- Appeared in nine games totaling 18 points, 18 rebounds, and eight assists
- Led team with 10.6 rebounds per 40 minutes

HIGH SCHOOL

- Moved to St. James HS in Hagerstown, Md. for final two seasons of high school
- Washington County Co-Player of the Year in 2015-16
- Led St. James to Independent-Parochial School League and Mid-Atlantic Conference titles
- Averaged 17.2 ppg, 10.3 rpg, 3.5 apg and 1.3 bpg in his senior year
- Shot 54.7 percent from the field and 42.9 percent from three in 15-16
- Sat out junior season with ankle injury
- Averaged 18.1 ppg and 7.7 rpg in 2013-14 at Sherando HS in Stephens City, Va.

PERSONAL

- Son of Ellen and Craig
- Younger brother Bryce plays basketball at Butler University
- Father played basketball at Fairfield University and two grandfathers played collegiate football
- Born on Jan. 15, 1998



GOLDEN SEASON GAME-BY-GAME

Opponent	Date	gs	min	Total		3-Pointers		Free throws		Rebounds				pf	a	t/o	blk	stl	pts	avg
				fg-fga	pct	3fg-fga	pct	ft-fa	pct	off	def	tot	avg							
LONGWOOD	11/09/18	*	29	5-13	.385	0-1	.000	4-9	.444	0	6	6	6.0	1	1	4	3	0	14	14.0
ST. FRANCIS BROOKLYN	11/14/18	*	29	9-12	.750	0-1	.000	2-4	.500	0	4	4	5.0	1	2	2	0	0	20	17.0
IUPUI	11/16/18	*	33	6-15	.400	0-3	.000	6-8	.750	1	9	10	6.7	3	4	1	0	1	18	17.3
vs Loyola Chicago	11/19/18	*	31	6-13	.462	0-1	.000	1-1	1.000	0	4	4	6.0	3	1	2	1	0	13	16.3
vs Wyoming	11/21/18	*	39	16-24	.667	1-4	.250	0-0	.000	2	7	9	6.6	3	2	3	2	1	33	19.6
HAMPTON	11/25/18	*	33	6-14	.429	1-4	.250	9-14	.643	1	4	5	6.3	2	3	2	0	0	22	20.0
at Georgetown	11/28/18	*	31	10-18	.556	1-3	.333	1-1	1.000	1	9	10	6.9	3	3	5	3	0	22	20.3
WAKE FOREST	12/01/18	*	32	10-20	.500	1-5	.200	3-4	.750	0	3	3	6.4	2	3	1	0	1	24	20.8
COPPIN STATE	12/05/18	*	17	4-10	.400	1-1	1.000	4-7	.571	2	9	11	6.9	0	2	2	0	1	13	19.9
Totals		9	274	72-139	.518	5-23	.217	30-48	.625	7	55	62	6.9	18	21	22	9	4	179	19.9

Games played: 9
Minutes/game: 30.4
Points/game: 19.9
FG Pct: 51.8
3FG Pct: 21.7
FT Pct: 62.5

Rebounds/game: 6.9
Assists/game: 2.3
Turnovers/game: 2.4
Assist/turnover ratio: 1.0
Steals/game: 0.4
Blocks/game: 1.0

GOLDEN CAREER STATISTICS

Season	gp-gs	min/avg	Total		3-Point		F-Throws		Rebounds				pf	fo	ast	to	blk	stl	Scoring	
			fg-fga	pct	fg-fga	pct	ft-fa	pct	off	def	tot	avg							pts	avg
2016	9-0	68/7.6	7-20	.350	1-5	.200	3-9	.333	3	15	18	2.0	9	0	8	3	2	0	18	2.0
2017	32-32	981/30.7	208-418	.498	22-80	.275	60-96	.625	49	166	215	6.7	79	1	69	82	39	19	498	15.6
2018	9-9	274/30.4	72-139	.518	5-23	.217	30-48	.625	7	55	62	6.9	18	0	21	22	9	4	179	19.9
TOTAL	50-41	1323/26.5	287-577	.497	28-108	.259	93-153	.608	59	236	295	5.9	106	1	98	107	50	23	695	13.9



2018-19 RESULTS & STATISTICS

RECORD:	OVERALL	HOME	AWAY	NEUTRAL
ALL GAMES	4-5	4-2	0-1	0-2
CONFERENCE	0-0	0-0	0-0	0-0
NON-CONFERENCE	4-5	4-2	0-1	0-2

#	Player	gp-gs	min	avg	Total		3-Point		F-Throw		Rebounds										pts	avg
					fg-fga	fg%	3fg-fga	3fg%	ft-fga	ft%	off	def	tot	avg	pf	dq	a	to	blk	stl		
33	GOLDEN,Grant	9-9	274	30.4	72-139	.518	5-23	.217	30-48	.625	7	55	62	6.9	18	0	21	22	9	4	179	19.9
00	GILYARD,Jacob	7-7	230	32.9	41-77	.532	13-38	.342	16-23	.696	2	11	13	1.9	9	0	42	14	0	20	111	15.9
05	SHEROD,Nick	6-6	193	32.2	29-60	.483	9-24	.375	9-14	.643	4	27	31	5.2	7	0	17	13	0	8	76	12.7
04	CAYO,Nathan	9-9	232	25.8	35-51	.686	1-2	.500	22-36	.611	9	21	30	3.3	24	0	12	11	9	6	93	10.3
11	WOJCIK,Jake	9-9	267	29.7	22-61	.361	17-46	.370	8-9	.889	4	25	29	3.2	26	1	15	6	0	16	69	7.7
32	JOHNSON,Julius	9-4	177	19.7	12-34	.353	11-28	.393	4-4	1.000	1	10	11	1.2	12	0	8	6	2	3	39	4.3
22	GUSTAVSON,Andre	8-1	120	15.0	15-20	.750	2-6	.333	1-3	.333	4	9	13	1.6	17	1	13	9	0	9	33	4.1
02	KOUREISSI,Souleyma	6-0	51	8.5	8-14	.571	2-8	.250	3-4	.750	3	4	7	1.2	3	0	2	2	0	0	21	3.5
21	VERBINSKIS,Tomas	1-0	6	6.0	1-4	.250	1-2	.500	0-0	.000	0	2	2	2.0	1	0	0	1	0	0	3	3.0
24	YATES,Noah	9-0	147	16.3	10-26	.385	5-17	.294	1-2	.500	1	23	24	2.7	4	0	4	4	2	6	26	2.9
15	GRACE,Matt	7-0	56	8.0	5-8	.625	2-5	.400	0-1	.000	3	6	9	1.3	7	0	6	1	2	0	12	1.7
03	SCHNEIDER,Bryce	4-0	20	5.0	2-5	.400	1-2	.500	0-0	.000	2	4	6	1.5	3	0	1	1	1	0	5	1.3
30	ODDO,Keith	5-0	22	4.4	1-3	.333	0-1	.000	1-1	1.000	0	0	0	0.0	3	0	1	0	0	1	3	0.6
10	KULJU,Sullivan	1-0	2	2.0	0-0	.000	0-0	.000	0-0	.000	0	0	0	0.0	0	0	0	0	0	0	0	0.0
31	GAITLEY,Jordan	1-0	2	2.0	0-1	.000	0-0	.000	0-0	.000	0	1	1	1.0	0	0	1	0	0	0	0	0.0
Team											6	16	22		1			2				
Total.....		9	1799		253-503	.503	69-202	.342	95-145	.655	46	214	260	28.9	135	2	143	92	25	73	670	74.4
Opponents.....		9	1802		238-503	.473	66-190	.347	104-156	.667	81	231	312	34.7	143	-	101	117	19	52	646	71.8

TEAM STATISTICS	RICH	OPP	Date	Opponent	Score	Att.
SCORING	670	646	11/09/18	LONGWOOD	L 58-63	6717
Points per game	74.4	71.8	11/14/18	ST. FRANCIS BROOKLYN	W 88-66	6851
Scoring margin	+2.7	-	11/16/18	IUPUI	W 78-70	5015
FIELD GOALS-ATT	253-503	238-503	11/19/18	vs Loyola Chicago	L 66-82	1550
Field goal pct	.503	.473	11/21/18	vs Wyoming	L 66-68	1250
3 POINT FG-ATT	69-202	66-190	11/25/18	HAMPTON	L 66-86	4475
3-point FG pct	.342	.347	11/28/18	at Georgetown	L 82-90	4912
3-pt FG made per game	7.7	7.3	12/01/18	WAKE FOREST	W 84-74	6076
FREE THROWS-ATT	95-145	104-156	12/05/18	COPPIN STATE	W 82-47	4220
Free throw pct	.655	.667				
F-Throws made per game	10.6	11.6				
REBOUNDS	260	312				
Rebounds per game	28.9	34.7				
Rebounding margin	-5.8	-				
ASSISTS	143	101				
Assists per game	15.9	11.2				
TURNOVERS	92	117				
Turnovers per game	10.2	13.0				
Turnover margin	+2.8	-				
Assist/turnover ratio	1.6	0.9				
STEALS	73	52				
Steals per game	8.1	5.8				
BLOCKS	25	19				
Blocks per game	2.8	2.1				
ATTENDANCE	33354	7712				
Home games-Avg/Game	6-5559	1-4912				
Neutral site-Avg/Game	-	2-1400				

* = Conference game

Score by Periods	1st	2nd	Totals
RICHMOND	334	336	670
Opponents	295	351	646



TV/RADIO SPEED CHART



#0 JACOB GILYARD

G | SO | 5-9 | 160 | KANSAS CITY, MO

PTS	REB	AST	STL	MIN
15.9	1.9	6.0	2.9	32.9

- 20 Ast, 1 TO over last 3 games (5+ Ast in every game this season)
- Ranks 6th in D-I with 2.9 steals per game this season
- Scored career-high 31 pts vs IUPUI (27 pts, 10-11 FG in 2nd half)
- Preseason A-10 All-Defensive Team (1st Spider since 2014)
- School-record 89 steals last season (6th most in D-I)
- UR freshman record 130 assists last season (9th most ever by Spider)

CAREER HIGHS

PTS	REB
31	5
AST	STL
9	6

LAST GAME

PTS	REB
14	2
AST	STL
5	2



#2 SOULEYMANE KOUREISSI

F | FR | 6-9 | 200 | HARLEM, NY

PTS	REB	AST	STL	MIN
3.5	1.2	0.3	0.0	8.5

- Scored season-high 10 points vs Coppin St
- Averaged team-high 16.3 pts, 8.5 reb at NY's Iona Prep last season
- No. 8 Class of 2018 recruit in state of NY according to 247sports.com
- Had more than a dozen D-I offers, including Big Ten & Big East schools
- Mooney: "probably as highly-rated a player as we've ever signed"
- Name is pronounced SAHL-uh-mon ker-ESS-ee

CAREER HIGHS

PTS	REB
10	2
AST	STL
2	--

LAST GAME

PTS	REB
10	2
AST	STL
0	0



#3 BRYCE SCHNEIDER

G | R-FR | 6-5 | 180 | MYRTLE BEACH, SC

PTS	REB	AST	STL	MIN
1.3	1.5	0.3	0.0	5.0

- Scored first 5 career points against Coppin St
- Second on team with 5 rebounds against Coppin St
- Crafty lefty with surprising athleticism is excellent rebounder for size
- Averaged 14.8 pts, 7.3 reb, 4.4 ast as a senior in high school
- Father Jeff played at Va Tech, was 5th-rd pick in 1982 NBA Draft
- Brother David was 2-time All-CAA selection at William & Mary

CAREER HIGHS

PTS	REB
--	1
AST	STL
--	--

LAST GAME

PTS	REB
5	5
AST	STL
1	0



#4 NATHAN CAYO

F | SO | 6-7 | 205 | MONTREAL, QUEBEC

PTS	REB	AST	BLK	MIN
10.3	3.3	1.3	1.0	25.8


- Rolled ankle vs Coppin St and was limited to 10 minutes
- Team-high 68.6 FG pct (19th in D-I, minimum 50 FG attempts)
- Limited by foul trouble vs Loyola, Wyoming (3 1st-half fouls in each game)
- Rich Times-Dispatch: "drives like a guard, finishes like a power forward"
- High riser is best dunker, best interior defender on team
- Is trilingual, also speaks French and Creole

CAREER HIGHS

PTS	REB
23	7
AST	BLK
4	4

LAST GAME

PTS	REB
3	2
AST	BLK
1	1



#5 NICK SHEROD

G | JR | 6-4 | 230 | RICHMOND, VA

PTS	REB	AST	STL	MIN
12.7	5.2	2.8	1.3	32.2

- Tore left ACL on drive to basket late in 1st half vs Hampton
- UR's active leader in starts (56), mins (1955), and pts (797)
- Will be eligible for medical redshirt
- Injury snapped streak of 54 straight starts for Spiders
- Team-high 17.6 PPG in A-10 play last year (12th in conference)
- Increased scoring average every month last season

CAREER HIGHS

PTS	REB
32	14
AST	STL
7	4

LAST GAME

PTS	REB
--	--
AST	STL
--	--



#11 JAKE WOJCIC

G | FR | 6-4 | 185 | SAN JOSE, CA

PTS	REB	AST	STL	MIN
7.7	3.2	1.7	1.8	29.7

- Limited to 17 minutes against Coppin St due to foul trouble
- 6 3pt FGs vs Gtown were most by UR freshman since 2000 (Reggie Brown)
- Honorable Mention All-State selection in California last season
- Originally committed to Siena, re-opened recruitment after coaching change
- Father Dave was head coach at San Jose St from 2013-17
- Uncle Doug is former head coach at Tulsa & College of Charleston

CAREER HIGHS

PTS	REB
20	8
AST	STL
5	5

LAST GAME

PTS	REB
5	2
AST	STL
0	1



#15 MATT GRACE

F | FR | 6-9 | 210 | HAMILTON, ONTARIO

PTS	REB	AST	BLK	MIN
1.7	1.3	0.9	0.3	8.0

- Recorded career-high 4 Ast in just 16 mins vs Coppin St (2nd on team)
- Had UR's play of game vs Wake laying in great pass from Gilyard in lane
- Made 3-pointer and layup for career-high 5 points vs Loyola
- 1 of 4 members of high school senior class to sign with D-I program
- Passing ability from post, 3-pt range makes him good fit for UR offense
- Former hockey player

CAREER HIGHS

PTS	REB
5	3
AST	BLK
4	1

LAST GAME

PTS	REB
0	3
AST	BLK
4	1



#22 ANDRE GUSTAVSON

G | FR | 6-4 | 175 | HELSINKI, FINLAND

PTS	REB	AST	STL	MIN
4.1	1.6	1.6	1.1	15.0

- Played team-high 26 min vs Coppin St, scored career-high 12 pts
- Career-high 10 Ast at Georgetown (most by Spider in last 2 seasons)
- Averaged over 10 PPG at 2017, 2018 FIBA European Championships
- Attended same school as Lauri Markkanen of Chicago Bulls
- Coached at HBA by Hanno Mottola (1st Finnish player in NBA)
- Standout athlete who can dunk the ball through his legs

CAREER HIGHS

PTS	REB
12	5
AST	STL
10	5

LAST GAME

PTS	REB
12	4
AST	STL
2	5



#24 NOAH YATES

F | GR | 6-5 | 210 | PT PLEASANT BEACH, NJ

PTS	REB	AST	STL	MIN
2.9	2.7	0.4	0.7	16.3

- 8.0 PPG, 55% FGs in last 2 gms (1.4 PPG, 27% FGs in 1st 7 gms)
- Made 4 of last 7 3pt FGs (started Richmond career 1-10 from 3)
- Yale graduate received a dozen D-I scholarship offers last spring
- Shot 38.2 pct from 3-pt range last year (13th in Ivy League)
- Joined Yale basketball team after playing football as FR/SO (was a TE)
- Expected to be eligible for 2019-20 season as well

CAREER HIGHS (YALE & UR)

PTS	REB
17	9
AST	STL
4	3

LAST GAME

PTS	REB
8	2
AST	STL
2	0



#30 KEITH ODDO

G | SR | 6-1 | 185 | ROANOKE, VA

PTS	REB	AST	STL	MIN
0.6	0.0	0.2	0.2	4.4

- Scored 3 pts on an 'And-1' layup late against Coppin St
- One of two seniors on team and only walk-on upperclassman
- Scored over 1,000 points in his high school career
- Veteran presence in young Spiders backcourt
- Played for 1979 NCAA Coach of the Year Bill Hodges in high school
- Dream job is to work in an NBA front office

CAREER HIGHS

PTS	REB
3	--
AST	STL
1	--

LAST GAME

PTS	REB
3	0
AST	STL
1	1



#32 JULIUS JOHNSON

G | SR | 6-3 | 200 | COCOA, FL

PTS	REB	AST	STL	MIN
4.3	1.2	0.9	0.3	19.7

- 10+ pts in 2 of last 3 games
- Played in 91 straight games (longest active streak of any Spider)
- Led Spiders in scoring twice last year (at Fordham, vs Dayton)
- Streaky 3-point shooter gives Spiders depth in backcourt
- Averaged 9.5 points per game in last year's A-10 tournament
- Two-time Second Team All-State selection in Florida

CAREER HIGHS

PTS	REB
17	8
AST	STL
4	3

LAST GAME

PTS	REB
6	1
AST	STL
0	0



#33 GRANT GOLDEN

F | R-SO | 6-10 | 265 | WINCHESTER, VA

PTS	REB	AST	BLK	MIN
19.9	6.9	2.3	1.0	30.4

- Scored 20+ points in 4 of last 5 games (13 pts in 17 mins vs Coppin St)
- Against Copp St: 1st UR player w/ double-double in under 20 mins since 2003
- 16 FG vs Wyoming were most by Spider since 1985 (Johnny Newman)
- Preseason A-10 First Team All-Conference selection
- 1 of 3 sophomores on Preseason 1st Team All-A-10 last 10 years
- 498 points last season broke UR freshman record

CAREER HIGHS

PTS	REB
33	11
AST	BLK
5	3

LAST GAME

PTS	REB
13	11
AST	BLK
2	0