

9 NCAA TOURNAMENTS
6 CONFERENCE TITLES



#ONERICHMOND
UNITED IN RED

2018-19 SCHEDULE

NOVEMBER

Nov. 9	LONGWOOD (ESPN+)	7 PM
Nov. 14	ST. FRANCIS (NY) (ESPN+, NBCSW)	11 AM
Nov. 16	IUPUI (ESPN+, MASN)	7 PM
Nov. 19	vs Loyola-Chicago [^] (FS1)	6:30 PM
Nov. 21	vs Boston College/Wyoming [^] (FS1)	TBD
Nov. 25	HAMPTON (ESPN+, NBCSW)	6 PM
Nov. 28	at Georgetown (CBSSN)	7 PM

DECEMBER

Dec. 1	WAKE FOREST [∞] (NBCSN)	7:30 PM
Dec. 5	COPPIN STATE (ESPN+, NBCSW+)	7 PM
Dec. 15	ORAL ROBERTS (ESPN+, NBCSW+)	4 PM
Dec. 19	OLD DOMINION (ESPN+, MASN)	7 PM
Dec. 22	vs High Point ^Δ	3 PM
Dec. 29	at South Alabama (ESPN+)	4 PM

JANUARY

Jan. 6	at Dayton* (NBCSN)	12 PM
Jan. 9	RHODE ISLAND* (ESPN+, MASN2)	7 PM
Jan. 12	at George Washington* (ESPN+)	4 PM
Jan. 16	DUQUESNE* (ESPN+, NBCSW+)	7 PM
Jan. 19	at Davidson* (NBCSN)	12:30 PM
Jan. 23	at Saint Joseph's* (ESPN+, NBCSW+)	7 PM
Jan. 26	ST. BONAVENTURE* (ESPN+, NBCSW)	6 PM
Jan. 30	at Saint Louis* (ESPN+, FS MIDWEST)	7 PM

FEBRUARY

Feb. 2	LA SALLE* (ESPN+, MASN)	6 PM
Feb. 6	GEORGE MASON* (ESPN+, MASN2)	7 PM
Feb. 9	GEORGE WASHINGTON* (ESPN+, MASN)	7 PM
Feb. 13	at VCU*# (ESPN2/ESPNU)	7 PM
Feb. 20	FORDHAM* (ESPN+, NBCSW+)	7 PM
Feb. 23	at La Salle* (ESPN+)	4 PM
Feb. 27	at George Mason* (ESPN+)	7 PM

MARCH

March 2	VCU*# (CBSSN)	4 PM
March 6	at Massachusetts* (ESPN+)	7 PM
March 9	DAVIDSON* (ESPN+, NBCSW+)	6 PM
March 13-17	A-10 Championship	TBD

BOLD indicates home game

[^] Fort Myers Tip-Off

[∞] Presented by Bank of America Merrill Lynch

^Δ Holiday Hoops Fest (Washington, DC)

Lumber Liquidators Capital City Classic

*Atlantic 10 game

All times EST, subject to change

Richmond SPIDERS (0-0) vs Longwood LANCERS (1-0)

SPIDERS STARTERS

• The Spiders return three of their top four scorers from 2017-18 in redshirt sophomore Grant Golden (15.6 points per game), junior Nick Sherod (14.3), and sophomore Jacob Gilyard (11.4). The only other team in the A-10 to return at least three double-digit scorers from 2017-18 is George Mason.

• Chris Mooney enters his 14th season at Richmond with a record of 237-195 with the Spiders. He needs two wins to tie Dick Tarrant as the winningest coach in school history.

• The Spiders are 11-2 in season openers under Mooney, with the only losses coming in 2015 to James Madison and 2017 vs Delaware. Richmond has outscored its opponents by more than 10 points per game in season openers under Mooney (67.6 points per game to 57.0).

• The Spiders are 4-0 all-time vs Longwood and have outscored the Lancers by 14 points per game. The only other active D-I teams Richmond is 4-0 or better against are Army (6-0), Loyola (MD) (5-0), Fairfield (5-0), and UNC-Greensboro (4-0).

• Mooney is 12-1 vs **current** Big South teams since coming to Richmond, with his only loss coming against Radford in 2006-07. Richmond has won nine straight games vs teams currently in the Big South.

• Golden was a Preseason First Team All-Conference pick in the Atlantic 10. He's just the fourth Spider named to the team under Mooney (T.J. Cline - 2016, Kendall Anthony - 2014, Kevin Anderson - 2009, 2010) and the third sophomore from any school to be named to the team in the last 10 years (2018 - Kellan Grady, Davidson; 2014 - DeAndre' Bemby, Saint Joseph's).

• Gilyard was a Preseason All-Defensive Team pick in the Atlantic 10. He's the third Spider named to the team under Mooney (Alonzo Nelson-Ododa - 2013-2014, Kevin Anderson - 2010) and he and George Washington's Terry Nolan are the first sophomores on the A-10's Preseason All-Defensive Team since Rhode Island's Hassan Martin in 2014.

• Nick Sherod enters the season with exactly 100 career three-pointers. He's the third Spider to ever make at least 100 three-pointers before his junior season along with Kendall Anthony (128) and Reggie Brown (103).

WITH A WIN ...

• Coach Mooney would move within one win of tying Dick Tarrant for the most wins by a head coach in Spiders history (239).

• The Spiders would improve to 12-2 in season openers under Chris Mooney.

• Richmond would improve to 5-0 all-time vs Longwood, tied for the Spiders second-best record vs any active D-I opponent (Army, 6-0).

• Richmond would win its 10th straight game vs a team currently in the Big South and Coach Mooney would improve to 13-1 vs current Big South teams.

THE MATCHUP



Head Coach: Chris Mooney
School Record: 237-195
Career DI Record: 255-207
Career vs Opponent: 4-0



Head Coach: Griff Aldrich
School Record: 1-0
Career DI Record: 1-0
Career vs Opponent: 0-0

Meetings: 4

Leader: UR, 4-0

Current Streak: UR W4

Record at UR: 4-0

Robins Center: 4-0

1st Meeting: 1/2/2006
(UR won 74-60)

Last Meeting: 12/12/2015
(UR won 77-59)

WATCH

ESPN+

ESPN PLUS

PxP: Bob Black Analyst: Greg Beckwith

LISTEN

ESPN
RICHMOND
99.5 FM 950 AM

PxP: Robert Fish Analyst: Matt Smith

FOLLOW

@SpiderMBB

@SpiderMBB

Richmond Spiders Men's Basketball

RichmondSpiders.com

ABOUT UR BASKETBALL**University Information**

Location..... University of Richmond, VA 23173
 Founded..... 1830
 Enrollment 3,036
 Nickname Spiders
 School Colors..... Red and Blue
 Arena..... Robins Center
 Opened 1972
 Capacity 7,201
 President..... Dr. Ronald A. Crutcher (Miami (OH), 1969)
 Athletics Director..... John Hardt (Iowa, 1984)

Team Information

Conference..... Atlantic 10
 2017-18 Record..... 12-20
 A10 Record (Finish) 9-9 (T-5th)
 Letterwinners Returning/Lost..... 10/7
 Starters Returning/Lost..... 3/2
 Newcomers..... 6

Program History


First Season of Men's Basketball..... 1913-14
 All-Time Record Entering 2018-19..... 1,375-1,195
 NCAA Appearances 9
 ('84, '86, '88, '90, '91, '98, '04, '10, '11)
 NCAA Tournament Record..... 8-9
 NIT Record (Appearances)..... 10-9 (9)
 Atlantic 10 Tournament Championships 1 (2011)

Coaching and Support Staff

Head Coach Chris Mooney, 14th season
 Alma Mater, Year Princeton, 1994
 Associate Head Coach Rob Jones
 (Toccoa Falls, '01), 14th Season
 Associate Head Coach Marcus Jenkins
 (Air Force '04), 4th Season
 Assistant Coach..... Kim Lewis
 (Tulane '94), 8th Season
 Director of Basketball Operations Steve Thomas
 (Rowan '06), 4th Season
 Director of Basketball Operations Mark McGonigal
 (Richmond '09), 3rd Season
 Video Coordinator..... Will Gipe
 (Virginia Tech '14), 3rd Season
 Athletic Trainer Adam Smith (Delaware '99)
 Strength Coach Jason DeMayo (Cortland '02)

Athletic Public Relations

Web Site..... RichmondSpiders.com
 Athletic Department Phone 804-289-8363
 Athletic Department Fax 804-287-1919
 Men's Basketball Contact..... Jason Vida
 Office Phone..... 804-289-8320
 Cell Phone 267-566-2130
 Email..... jvida@richmond.edu
 Twitter..... @SpiderMBB
 Instagram @SpiderMBB

**RICHMOND ROSTER**

No.	Name	Pos.	Ht.	Wt.	Year	Hometown (High School/Previous School)
0	Jacob Gilyard	G	5-9	160	So.	Kansas City, Mo. (The Barstow School)
1	Blake Francis*	G	6-0	165	Jr.	Herndon, Va. (Westfield/Wagner)
2	Souleymane Koureissi	F	6-9	200	Fr.	Harlem, N.Y. (Iona Prep)
3	Bryce Schneider	G	6-5	180	R-Fr.	Myrtle Beach, S.C. (Christian Academy of Myrtle Beach)
4	Nathan Cayo	F	6-7	205	So.	Montreal, Quebec (College Jean De Brebeuf)
5	Nick Sherod	G	6-4	230	Jr.	Richmond, Va. (St. Christopher's)
10	Sullivan Kulju	F	6-6	220	So.	New Berlin, Wisc. (Eisenhower)
11	Jake Wojcik	G	6-4	185	Fr.	San Jose, Calif. (Bellarmine College Prep)
15	Matt Grace	F	6-9	210	Fr.	Hamilton, Ontario (TRC Academy)
21	Tomas Verbinskis	F	6-7	210	R-Fr.	Klaipeda, Lithuania (Sagemont (Fla.))
22	Andre Gustavson	G	6-4	175	Fr.	Helsinki, Finland (Helsinki Basketball Academy)
24	Noah Yates	F	6-5	210	Gr.	Point Pleasant Beach, N.J. (Point Pleasant Beach/Yale)
30	Keith Oddo	G	6-1	185	Sr.	Roanoke, Va. (North Cross)
31	Jordan Gaitley	G	6-4	205	So.	Haverford, Pa. (Fordham Prep (N.Y.))
32	Julius Johnson	G	6-3	200	Sr.	Cocoa, Fla. (Florida Air Academy)
33	Grant Golden	F	6-10	265	R-So.	Winchester, Va. (St. James (Md.))

* Will sit out 2018-19 season due to NCAA transfer regulations

PRONUNCIATIONS

Nathan Cayo	CAY-oh
Jacob Gilyard	GILL-yerd
Andre Gustavson	GOOS-tahv-sun
Souleymane Koureissi	SAHL-uh-mon ker-ESS-ee
Sullivan Kulju	COOL-you
Nick Sherod	sure-ROD
Tomas Verbinskis	TOM-iss ver-BIN-skiss
Jake Wojcik	WOJ-ick

Breakdown BY CLASS

Freshmen (6): Grace, Gustavson, Koureissi, Schneider, Verbinskis, Wojcik
 Sophomores (5): Cayo, Gaitley, Gilyard, Golden, Kulju
 Juniors (2): Francis, Sherod
 Seniors (2): Johnson, Oddo
 Graduate Students (1): Yates

Breakdown BY STATE

California (1): Wojcik
 CANADA (2): Cayo, Grace
 FINLAND (1): Gustavson
 Florida (2): Johnson, Verbinskis
 Missouri (1): Gilyard
 New Jersey (1): Yates
 New York (1): Koureissi
 Pennsylvania (1): Gaitley
 South Carolina (1): Schneider
 Virginia (4): Francis, Golden, Oddo, Sherod
 Wisconsin (1): Kulju

SERIES HISTORY: LONGWOOD

RICHMOND vs LONGWOOD (4-0)

Date	Site	W/L	Score	Series
1/02/2006	H	W	74-60	1-0
11/20/2006	H	W	83-72	2-0
11/24/2009	H	W	65-52	3-0
12/12/2015	H	W	77-59	4-0

Home: 4-0 (Robins Center: 4-0)

SCOUTING REPORT


The Griff Aldrich era at Longwood opened with an 84-56 win over Randolph College Tuesday night.

Senior guard Isaiah Walton scored a team-high 20 points for the Lancers, who debuted an up-tempo style of playing that saw them force 26 turnovers and score 17 fast-break points.

Longwood enters Friday night with a 1-10 record vs A-10 schools since becoming a D-I program, with it's only win coming against George Washington in 2009.

ALONG CAME A SPIDER

Three years ago, Richmond made history as it became the first D-I college basketball program to bring a live spider onto the court before games. Nicknamed "Tarrant" after UR's Hall of Fame coach, the live tarantula has grown to almost five inches in full length. She's a Venezuelan blue tarantula with a diet of crickets and has a perch from the scorer's table during pregame and behind the home bench during play. A number of national media outlets covered her unveiling, while NCAA.com recently named her college basketball's scariest mascot in honor of Halloween.



LAST MEETING - 12/12/2015

RICHMOND 77, LONGWOOD 59

Longwood 59 • 3-7

#	Player		Total		3-Ptr		Rebounds			PF	TP	A	TO	Blk	Stl	Min
			FG-FGA	FG-FGA	FT-FTA	Off	Def	Tot								
04	LANE, Khris	f	2-6	0-0	1-3	4	6	10	3	5	0	2	0	2	28	
10	NWOGBO, Lotanna	f	4-7	0-0	1-3	3	6	9	3	9	0	5	0	2	29	
01	FISHER, Leron	g	2-7	1-2	2-2	1	1	2	3	7	1	1	0	3	32	
03	ALLEN, Darrion	g	3-5	0-0	0-0	0	2	2	1	6	0	1	1	1	24	
11	OBI-RAPU, Kanayo	g	7-16	3-7	0-0	1	1	2	2	17	1	3	0	0	30	
02	GEE, Bryan		1-1	0-0	1-2	1	0	1	1	3	0	0	0	0	9	
21	JOHNSON, Shaquille		5-8	0-2	0-2	2	9	11	4	10	6	5	0	0	25	
30	SHIELDS, Chris		1-9	0-5	0-0	0	1	1	2	2	1	2	0	0	23	
Team						0	0	0								
Totals			25-59	4-16	5-12	12	26	38	19	59	9	19	1	8	200	
FG % 1st Half: 9-26 34.6% 2nd half: 16-33 48.5% Game: 25-59 42.4%																Deadball Rebounds 2
3FG % 1st Half: 1-5 20.0% 2nd half: 3-11 27.3% Game: 4-16 25.0%																
FT % 1st Half: 3-4 75.0% 2nd half: 2-8 25.0% Game: 5-12 41.7%																

FG % 1st Half:	9-26	34.6%	2nd half:	16-33	48.5%	Game:	25-59	42.4%
3FG % 1st Half:	1-5	20.0%	2nd half:	3-11	27.3%	Game:	4-16	25.0%
FT % 1st Half:	3-4	75.0%	2nd half:	2-8	25.0%	Game:	5-12	41.7%

Deadball
Rebounds
2

Richmond 77 • 6-3

			Total	3-Ptr	Rebounds										
#	Player		FG-FGA	FG-FGA	FT-FTA	Off	Def	Tot	PF	TP	A	TO	Blk	Stl	Min
10	CLINE, T.J.	f	6-8	2-4	4-5	1	4	5	4	18	6	2	0	2	33
11	TAYLOR, Deion	f	0-0	0-0	0-0	0	2	2	4	0	0	2	0	0	8
15	ALLEN, Terry	f	6-15	0-4	4-6	4	5	9	2	16	3	1	0	2	36
03	JONES, ShawnDre'	g	4-10	2-6	2-3	1	0	1	2	12	5	3	0	1	32
05	DAVIS, Trey	g	3-6	2-2	2-2	0	9	9	1	10	4	2	0	2	35
02	FORE, Khwan		1-3	0-0	1-2	2	5	7	1	3	0	3	0	4	15
24	WOOD, Marshall		3-6	1-4	4-6	1	1	2	0	11	0	1	0	0	19
30	PISTOKACHE, Jesse		2-5	0-2	1-1	0	0	0	0	5	0	0	0	0	11
32	JOHNSON, Julius		0-2	0-2	0-0	0	0	0	0	0	0	0	0	0	8
44	FRIENDSHUH, Paul		1-1	0-0	0-0	0	0	0	1	2	0	1	0	0	3
Team						0	1	1							
Totals			26-56	7-24	18-25	9	27	36	15	77	18	15	0	11	200
FG % 1st Half: 12-27 44.4% 2nd half: 14-29 48.3% Game: 26-56 46.4%															
3FG % 1st Half: 4-11 36.4% 2nd half: 3-13 23.1% Game: 7-24 29.2%															
FT % 1st Half: 9-12 75.0% 2nd half: 9-13 69.2% Game: 18-25 72.0%															
															Deadball Rebounds 2

FG % 1st Half:	12-27	44.4%	2nd half:	14-29	48.3%	Game:	26-56	46.4%
3FG % 1st Half:	4-11	36.4%	2nd half:	3-13	23.1%	Game:	7-24	29.2%
FT % 1st Half:	9-12	75.0%	2nd half:	9-13	69.2%	Game:	18-25	72.0%

Deadball
Rebounds
2

Officials: Patrick Evans, Kenneth Clark, Matt Potter
Technical fouls: Longwood-None. Richmond-None.
Attendance: 6493

Score by periods	1st	2nd	Total
Longwood	22	37	59
Richmond	37	40	77

Last FG - LWU 2nd-01:00, UR 2nd-01:14.
Largest lead - LWU by 4 1st-19:11, UR by 29 2nd-10:36.
LWU led for 04:54. UR led for 32:46. Game was tied for 02:20.

Points	In	Off	2nd	Fast	Bench
LWU	28	14	9	4	15
UR	38	27	17	8	21

Score tied - 1 time.
Lead changed - 5 times.

UNIVERSITY OF RICHMOND, Va. – T.J. Cline led all scorers with 18 points as the Spiders downed Longwood, 77-59, in non-conference action on Saturday night at the Robins Center.

Richmond won its second game in a row to improve to 6-3 in the non-conference season. It was the second-straight game that UR put five players in double figures and third time it happened this season.

"I'm pleased with our win," head coach Chris Mooney said. "I thought our effort was very good. It's obviously a challenge for everyone in the middle of finals, but our effort was good from the start. Defensively, it was one of our better games. Offensively, we were great in the second part of the first half and first part of the second half. We passed the ball really nicely and got some easy baskets."

The Spiders shot 46.4 percent from the floor and dished 18 assists on 26 field goals made. Richmond's defense created 19 turnovers to generate 27 points off turnovers.

Cline's 18 points were his third-highest output this season and eighth double-digit scoring game. He added a game-high six assists with five rebounds, registering his seventh game of at least 10 points, four assists and multiple rebounds.

Terry Allen added 16 points with nine rebounds and three assists in yet another workmanlike effort. ShawnDre' Jones scored 12 points with five assists and Marshall Wood had 11. Jones and Cline now have back-to-back game with five or more assists.

Senior Trey Davis reached double figures for the third time this year, scoring 10 points with a season-high nine rebounds. Khwan Fore came off the bench to grab seven rebounds and make a career-best four steals.

Longwood's Kanayo Obi-Rapu led the Lancers with 17 points, while Shaquille Johnson returned to score 10 points and grab 11 boards.

After a closely-contested start, Richmond pulled away from Longwood with a 16-2 run over the last nine minutes of the first. UR's defense forced 11 first-half turnovers and held the Lancers to just 34.6 percent shooting.

Richmond extended its lead to as much as 65-36 with 10 minutes to go, after a hot offensive start in the second half. Longwood was able to hit some field goals down the stretch to close the margin, but never got any closer than 15 points.



THE BIG PICTURE

The Spiders System

Over his 14 seasons at Richmond, Coach Mooney's offense has evolved into a system that embodies the concept of "basketball without positions."

While shorter players will begin most possessions further away from the basket and taller players will begin most possessions on the wing or in the paint, they will rarely end up anywhere near where they started.

On each possession, every player on the court is equally as likely to handle the ball, shoot a three, cut back door, or set up on the low block. The Spiders offense places a premium on passing, cutting, and outside shooting, and Richmond's coaches focus on developing those skills in each Spider.

While Richmond's was primarily known as a half-court team earlier in Coach Mooney's tenure, the Spiders have adapted a faster, more up-tempo attack in recent seasons. Richmond has averaged over 70 points per game each of the last three years -- the only seasons they've scored over 70 points per game during Chris Mooney's tenure.

Two additional features of the Spiders offense are a focus on taking care of the ball and a propensity for easy baskets that lead to a high shooting percentage. Over the previous 10 seasons (2008-09 through 2017-18), Richmond ranked 11th in Division I in turnovers per game (11.1) and 22nd in assist-to-turnover ratio (1.2). Over the previous three seasons (2015-16 through 2017-18), Richmond shot 47.1 percent from field -- the highest rate in the A-10.

Top of the Conference

In the first 13 seasons of the Chris Mooney era, the Spiders have been one of the most successful programs in the Atlantic 10, ranking near the top of the conference in wins, postseason appearances, and attendance.

Richmond A-10 Ranks Under Chris Mooney 2005-06 to 2017-18

		Rank
Total wins	237	T-3rd
A-10 wins	118	2nd
Top-25 wins	13	2nd
3-pt FG	3,104	1st
Steals	2,926	1st
All-Conf/All-Rookie Awards	28	2nd
Postseason appearances	7	T-2nd
Total attendance	1.137M	4th

Rate of Return

While only 6 of the 16 Spiders appeared in a game at UR last season, Richmond returns two-thirds of its scoring from 2017-18, including three of its four leading scorers.

The Spiders returners from 2017-18 combined to shoot better from the field (47% to 44%), 3-point line (36% to 29%), and FT line (73% to 70%) than players who didn't return to the Spiders this season.

Richmond Production Last Season

	Returning	Departed
Minutes	63%	37%
Points	66%	34%
Rebounds	60%	40%
Assists	58%	42%
Steals	68%	32%
Blocks	74%	26%
3-pt FG	75%	25%

Underclassmen Everywhere

Of the Spiders 13 scholarship players, nine are freshmen or sophomores. (Cayo, Gilyard, Golden are sophomores; Grace, Gustavson, Koureissi, Schneider, Verbinkis, Wojcik are freshmen.) Richmond is scheduled to return 12 of their 13 scholarship players next season, all except senior Julius Johnson.

Preseason Predictions

At the A-10's media day in October, Grant Golden was named Preseason First Team All-Conference and Jacob Gilyard was named to the Preseason All-Defensive Team.

Golden is the fourth Spider to earn Preseason First Team All-A-10 Honors under Chris Mooney (T.J. Cline - 2016, Kendall Anthony - 2014), Kevin Anderson - 2009 & 2010) and one of just three sophomores selected to the team in the last 10 years.

Named Preseason 1st Team All-Atlantic 10 Sophomores Last 10 Years

2018	Grant Golden, Richmond
2018	Kellan Grady, Davidson
2014	DeAndre' Bembry, Saint Joseph's

Gilyard is the third Spider named to the A-10's Preseason All-Defensive Team under Mooney, joining Alonzo Nelson-Ododa (2013 & 2014) and Kevin Anderson (2010). This year, Gilyard and George Washington's Terry Nolan became the first sophomores named Preseason All-Defense in the A-10 since Rhode Island's Hassan Martin in 2014.

As a team, the Spiders were picked 10th in the preseason poll. Richmond has finished no lower than ninth in the A-10 in each of the last 11 seasons.

RICHMOND RECORD WHEN

* FROM 2017-18	Overall	Atlantic 10
Scores 60 or more	12-18	9-9
Scores 70 or more	8-10	6-5
Scores 80 or more	4-2	3-2
Scores under 60	0-2	--
Allows under 60	3-0	2-0
Allows under 70	7-2	5-2
Allows over 70	5-18	4-7
Decided by 5 or less	4-4	3-3
Leading/tied, 5 min left	11-1	8-0
Trailing, 5 min left	1-19	1-9
Leading/tied, half	10-4	7-0
Trailing, half	2-16	2-9
Higher FG pct	10-3	8-3
Lower FG pct	2-17	1-6
Shooting over 40 pct, FG	12-15	9-8
Shooting over 50 pct, FG	5-0	4-0
Shooting under 40 pct, FG	0-5	0-1
Outrebound opponent	5-4	4-1
Outrebounded by opponent	7-16	5-8
Fewer/same turnovers	9-12	7-6
More turnovers	3-8	2-3
More/same assists	9-8	7-4
Fewer assists	3-12	2-5
Day	5-5	4-2
Night	7-15	5-7
White jersey	8-8	6-3
Blue jersey	4-6	3-2
Red jersey	0-6	0-4
Wins Tip	7-8	6-4
Loses Tip	5-12	3-5

LAST TIME...

TEAM

Ranked in Top 25: AP No. 21 (2011 Final Poll)
 Defeated Top 10 Team: 11/27/10 | #8 Purdue, 65-54
 Defeated Top 10 Team, Home: 11/29/86 | #6 Ga. Tech, 67-62
 Defeated Top 10 Team, Away: 1/22/04 | #10 Kansas, 69-68
 Defeated Top 25 Team, Home: 2/25/15 | #22 VCU, 67-63
 Defeated Top 25 Team, Away: 1/31/15 | #14 VCU, 64-55
 Defeated Top 25 Team, Neutral: 11/27/15 | #14 Cal, 94-90
 Won By 50+: 12/3/79 | vs. Bluefield, 132-69 (63 pts)
 Scored 90+: 2/28/18 | vs. UMass, 90-65
 Scored 100+: 1/28/17 | vs. Duquesne, 101-90
 Allowed Less Than 50: 2/25/17 | at Fordham, 70-48
 Allowed Less Than 40: 11/12/10 | vs. Southern, W 79-37
 Shot Over 60% FG: 2/21/17 | vs. Davidson (60.0)
 Held Opp Under 35% FG: 1/17/18 | at VCU, W 67-52 (34.4)
 Allowed Fewer 10 pts, half: 11/23/10 | vs. Southern, W 81-40 (9)
 Made 15+ 3PT FG: 3/1/17 | at UMass, W 75-64 (15)
 Made 0 3PT FG: 1/25/16 | vs. Davidson, L 78-70 (0-15)
 45+ FT Attempts: 2/6/93 | vs. UNCW, W 91-69 (47)
 Made 35+ FT: 2/6/93 | vs. UNCW, W 91-69 (36)
 50+ Rebounds: 11/17/03 | vs. MVSU, W 62-46 (53)
 25+ Assists: 2/28/18 | vs. UMass, W 90-65 (27)
 15+ Blocks: 1/13/10 | vs. UMass, W 70-63 (17, SR)
 15+ Steals: 11/18/12 | at Minn, L 72-57 (15)
 3 or fewer turnovers: 3/14/13 | vs. Charlotte, L 68-63 (3)

INDIVIDUAL

6+ players in double digit scoring: 3/18/15 | vs. SFBK, W 84-74
 3 players, 20+ pts: 1/17/15 vs. Davidson (Kendall Anthony 25 T.J. Cline 23 Terry Allen 21)
 2 players, 25+ pts: 1/28/17 vs. Duquesne (T.J. Cline 34 ShawnDre' Jones 30)
 Scored 50+ pts: Bob McCurdy (53) vs. Appalachian State, 2/26/75
 Scored 40-49: Bob McCurdy (46) vs. West Virginia, 2/17/75
 Scored 35-39: T.J. Cline (36) vs. Dayton, 3/1/16
 Scored 30-34: Nick Sherod (32) vs. George Mason, 2/3/18
 Scored 25-29: Khwan Fore (25) vs. St. Bonaventure, 3/9/18
 Made 6+ 3PT FG: ShawnDre' Jones (6) at UMass, 3/1/17
 Made 15+ FT: Terry Allen (17) vs. Cal, 11/27/15
 Had 25+ Rebounds: George Grodzicki (25) vs. GW, 12/6/61
 Had 15+ Rebounds: DeMonte Buckingham (16) at Fordham, 1/3/18
 Two players w/ 10+ reb: Sherod (11), Golden (10) vs. GMU, 2/3/18
 Had 15+ assists: Greg Beckwith (16) vs. Navy, 2/25/86
 Had 10+ assists: Khwan Fore (12) at Fordham, 2/25/17
 Had 5+ steals: Jacob Gilyard (5) at St. Bonaventure, 2/10/18
 Had 10+ blocks: Darrius Garrett (14) vs. UMass, 1/13/10 (SR)
 2 players with double-double: Nick Sherod (32 pts, 11 reb) & Grant Golden (10 pts, 10 reb), vs. GMU 2/3/18
 Triple-Double: T.J. Cline (19 pts 11 reb 12 assists) vs. SLU, 3/4/17



Home Bodies

The Spiders will play 17 regular-season home games in 2018-19, one shy of the program record. In 1954-55, the Spiders played 18 regular-season games at home, the first four at Benedictine Gym and the final 14 at Richmond Arena, their home before the Robins Center. Richmond will play 11 regular-season away games.

TV Time

Of the Spiders 17 regular-season home games, 14 will be televised regionally on either MASN or NBC Sports Washington and two will be broadcast nationally: Wake Forest (NBCSN) and VCU (CBSSN). 15 home games will be streamed on ESPN+ as part of the Atlantic 10's new multi-year agreement with ESPN.

All home regional and ESPN+ broadcasts will be produced by Richmond's SpiderTV. For the 36th straight season, Bob Black will handle play-by-play duties for the Spiders and Richmond Athletics Hall of Famer Greg Beckwith, the program's all-time leader in assists and steals, will provide analysis.

At least nine of the Spiders 31 regular-season home games will be on national television.

Family Business

Several Spiders have family members who participated in college athletics.

Jake Wojcik's father Dave was head coach at San Jose State from 2013-17 and has 19 seasons of college coaching experience. He

played collegiately at Loyola (Md.). Wojcik's uncle Doug is a former head coach of both Tulsa (2005-12) and College of Charleston (2012-14) and played at Navy, where he was an All-CAA performer and teammate of Basketball Hall-of-Famer David Robinson.

Junior Nick Sherod is the son of E.J. Sherod who played basketball at ODU. Nick's grandfather, Edmund, was a Hall-of-Famer at VCU before playing for the New York Knicks.

Bryce Schneider's brother David was a two-time All-CAA selection at William & Mary who finished his career as sixth-leading scorer in school history. His father Jeff averaged 14.3 points per game as a senior at Virginia Tech in 1981-82 and was drafted by the Houston Rockets.

Jacob Gilyard's father Rodney is a member of Ottawa University's Athletics Hall of Fame and graduated as the school's all-time leader in assists and steals in 1992.

Grant Golden's father played at Fairfield University and he had two grandfathers that played collegiate football.

Sophomore Jordan Gaitley is the son of Stephanie Gaitley, currently the head coach of the women's basketball team at Fordham University and the head coach of Richmond's women's team from 1985-91, when she amassed a 116-63 record over six seasons at the Robins Center. Gaitley also has two older brothers who played collegiately. His oldest brother Dutch is currently the Video

Coordinator for the San Antonio Spurs.

Junior Blake Francis' father Carl attended Virginia Union University and played linebacker for four seasons. He is currently the Director of Communications for the NFL Player's Association. Also in Francis' family:

- Brother Branden played football at Liberty from 2010-13
- Cousin Tyler Thornton played basketball at Duke from 2010-14
- Cousin Marques Hagans started at QB for Virginia from 2004-05 and played in 10 NFL games after being selected in the 2006 NFL Draft

RICHMOND IN OVERTIME

All-Time Record:	75-51
2017-18 OT Record:	1-2
Last OT Game:	W at Duquesne, 77-73, 1/24/18
Last OT Win:	W at Duquesne, 77-73, 1/24/18
Last OT Loss:	L at Fordham, 69-65, 1/3/18
Double OT Record:	10-10
Last 2OT Game:	W at GW, 98-90, 1/28/16
Triple OT Record:	8-1
Last 3OT Game:	L vs. Saint Louis, 85-72, 2/8/09
Home OT Record:	44-18
Last Home OT Game:	L vs. VCU, 94-89, 1/16/16
Road OT Record:	22-30
Last Road OT Game:	W at Duquesne, 77-73, 1/24/18
Neutral OT Record:	8-3
Last Neutral OT Game:	L vs. VCU, 87-77, 3/11/17

MISCELLANEOUS STATS

Double-Figure Scoring Games

Name	Career	Last
Nick Sherod	36	17 (DUQ, 3/8/18)
Grant Golden	26	10 (DUQ, 3/8/18)
Jacob Gilyard	23	18 (SBU, 3/9/18)
Julius Johnson	10	11 (DUQ, 3/8/18)
Nathan Cayo	1	10 (Fordham, 1/3/18)

Double-Figure Rebounding Games

Name	Career	Last
Grant Golden	5	11 (UMass, 2/28/18)
Nick Sherod	2	11 (GMU, 2/3/18)

Double-Doubles

Name	Career	Last
Grant Golden	5	26 pts 11 reb (2/28/18)
Nick Sherod	2	32 pts 11 reb (2/3/18)

20-Point Games

Name	Career	Last
Grant Golden	10	22 (GMU, 3/3/18)
Nick Sherod	7	25 (GMU, 3/3/18)
Jacob Gilyard	2	20 (DUQ, 3/8/18)

UNIVERSITY OF RICHMOND FACTS

Ranked 25th among "Best Liberal Arts Colleges"
(US News & World Report)

According to the Princeton Review:

- No. 3 "Best-Run" college in the country
- Ranked 8th for "Most Beautiful Campus"
- Ranked 5th for "Best Classroom Experience"
- Ranked 10th for "Quality of Life"
- Ranked 10th for Best Athletic Facilities

Robins Business School ranked 27th in nation
(Poets & Quants)

8:1 faculty-staff ratio; two-thirds of classes have fewer than 20 students

University endowment valued at more than \$2.37 billion

Founded in 1830, sixth oldest school in Virginia

SPIDER BITES

DREAM JOBS

Nearly half of this year's Spiders say their dream job involves basketball. However, Noah Yates would love to work for a hedge fund, Sullivan Kulju wants to be an actor, and Nick Sherod would like to have his own radio show.

WHEN 2 G'S AREN'T ENOUGH

Grant Golden's full name is Grant Gary Golden. He was given his middle name in honor of his grandfather.

WHEN 2 LANGUAGES AREN'T ENOUGH

Three Spiders are trilingual. Nathan Cayo speaks English, French, and Creole. Tomas Verbinkis is fluent in English, Lithuanian, and Russian. Andre Gustavson speaks English, Finnish, and Russian.

COMING FOR MICHELANGELO

Jacob Gilyard wanted to be a ninja growing up. His favorite Christmas gift as a child was a pair of toy nunchucks.

NO MIS-STEAKS

Steak is the favorite food of both Julius Johnson and Jake Wojcik. Philadelphia-area native Jordan Gaitley is even more specific. His favorite food is a cheesesteak from Geno's in South Philadelphia.

PLAYLIST CHAMPION

Drake dominates the playlists on Spiders phones, with more than half the roster saying they have more songs by Drake on their phones than any other artist.

WORLD WIDE

Nick Sherod traveled with a group of other Spider student-athletes to the U.A.E. and South Africa during the offseason. As a result of his trip, he decided to pursue an independent study with professor Dr. Laura Browder focused on South African protest literature.

GRAB BAG

- Julius Johnson writes with his left hand but shoots with his right.
- Nick Sherod claims to be an expert Uno player.
- Keith Oddo's high school coach was Bill Hodges, the 1979 NCAA Coach of the Year at Indiana St.



ROBINS CENTER


Built in 1972 through the generosity of the E. Claiborne Robins family, the Robins Center underwent a \$17 million renovation in 2013 that transformed it into the one of the premier college basketball arenas in the nation.

In 2017-18, Richmond averaged 6,492 fans per game, its most since the 1992-93 season when capacity at the arena was over 9,000. Today, the arena has a capacity of 7,201. The Spiders average attendance last year was third-highest in the Atlantic 10 and the second-highest in Division I among institutions with a total enrollment under 5,000 students, trailing only Providence. **Of the 93 Division I men's basketball teams to average at least 6,000 fans last season, none represented a school with a smaller total enrollment than Richmond.**

The Robins Center complex houses the University's athletic squads and serves as the showplace for University of Richmond basketball. Renovations to the lower level of the building in 2018 resulted in the creation of the Blandford-Everett Student-Athlete Performance Center, which provides Richmond's student-athletes with the latest strength and conditioning equipment, access to a nutrition fueling center, and a state-of-the-art sports medicine facility.

In addition to sporting and recreational activities, the Robins Center annually serves as the site or Richmond's commencement exercises and also provides a forum for countless other educational and cultural events.

The eyes of the world were focused on the Robins Center in 1992, when one of that year's Presidential debates was held in the Center's main arena. In 2011, President Obama delivered an economic address to a capacity crowd.



- Capacity: 7,201
- Season: 47th (opened in December 1972)
- All-Time Record: 438-208
- 2017-18 Avg Attendance: 6,492 (highest in 25 years)
- Sellouts in 2017-18: Six
- Record For Home Wins, Season: 16, 2014-15

QUEALLY ATHLETICS CENTER

The Queally Athletics Center will be the new home for Richmond's men's and women's basketball, providing a designated practice facility and much more to the Spiders..

Sports medicine and nutritional facilities, along with an athletic training room with hydrotherapy, will ensure the health and well-being of student-athletes. Strength and conditioning areas, including a full-sized practice gym, coaches offices and team locker rooms will help athletes compete at maximum performance levels. A new Academic Support Center will be located in the renovated Millhiser Gymnasium to ensure that student-athletes have access to the resources they need to maintain progress toward their educational goals. A Spider Heritage Hall will engage fans and alumni in celebration of the proud tradition of University of Richmond athletics.

The facility is named for 1986 alumni Paul and Anne-Marie Queally, longtime supporters of the University of Richmond who contributed a \$7.5 million lead gift to launch the fundraising efforts for the new center.

Preliminary work on the site began in September with building construction scheduled to begin in spring 2019 and conclude in the fall of 2020.

The site will also be home to Richmond's new student Well-Being Center, which will house all campus health care services in addition to providing facilities for wellness education and nutrition services.



SPIDERS IN THE PROS

20 different players to play for Chris Mooney at Richmond have gone on to play professionally, including at least one from 11 of his 13 graduating classes.

Former A-10 Player of the Year T.J. Cline currently stars for Hapoel Halon in Israel's Premier League, where he frequently faces off against former Spider teammate Terry Allen, who plays for Ironi Nahariya.

While at least 10 former Spiders have played professionally in international leagues over the last year, many Richmond athletes have found positions in the NBA.

2011 graduate Justin Harper, the 32nd overall pick in the 2011 NBA Draft, appeared in three games for the Philadelphia 76ers during the 2016-17 season. Harper has also played for the Pistons and Magic during his NBA career.

He and Cline both played in the NBA Summer League in Las Vegas this year, Harper as a member of the New York Knicks and Cline with the Milwaukee Bucks.

2011 graduate Dan Geriot current serves as an assistant coach for the Cleveland Cavaliers. In 2016, Geriot was a video coordinator with the team when the Cavaliers won the franchise's only NBA championship.

Curtis Blair, who graduated from Richmond in 1992 and remains ninth on the Spiders all-time scoring list, is a referee in the NBA.

1990 graduate Kenny Atkinson is in his third season as the head coach of the Brooklyn Nets in 2018-19. Chris Fleming, a member of UR's class of 1993, is an assistant coach on Atkinson's staff.

SPIDER BASKETBALL FACTS

- 9 NCAA Tournament Appearances
- 6 Conference Championships
- 8 NCAA Tournament Wins/2 Sweet Sixteens
- Smallest school (3,036 undergraduate enrollment) to make NCAA Sweet 16 since Davidson in 2008
- 20 Professional Players under Chris Mooney
- 13 Wins over Top 25 since 2008
- 21 Wins over Power-5 schools under Mooney



2017-18 GAME-BY-GAME COMPARISON

Opponent	1st	2nd	Score	Mar	Total FG	FG Pct	3-Pointers	3FG Pct	Free Throws	FT Pct	Rebounds	Assist	T/Over	Block	Steal	Fouls	
DELAWARE	20/49	43/27	63-76	(13)	21-50/26-46	.420/.565	4-21/5-15	.190/.333	17-22/19-29	.773/.655	26/30	(4)	9/15	15/11	3/2	8/9	22/18
JACKSONVILLE STATE	29/50	32/44	61-94	(33)	21-54/35-61	.389/.574	4-19/7-18	.211/.389	15-20/17-22	.750/.773	20/42	(22)	11/17	10/10	3/4	7/6	22/17
UAB	36/20	27/30	63-50	+13	26-55/16-48	.473/.333	7-24/4-23	.292/.174	4-10/14-19	.400/.737	32/35	(3)	18/9	10/16	5/2	9/5	14/14
Cincinnati	14/40	34/35	48-75	(27)	16-42/25-46	.381/.543	6-16/13-24	.375/.542	10-17/12-17	.588/.706	22/35	(13)	11/20	20/20	3/4	7/9	18/21
Louisiana	34/30	42/52	76-82	(6)	31-62/27-53	.500/.509	5-14/4-15	.357/.267	9-12/24-31	.750/.774	32/30	+2	19/16	21/20	2/5	11/13	23/13
GEORGETOWN	39/40	37/42	76-82	(6)	29-63/25-47	.460/.532	7-27/10-18	.259/.556	11-15/22-26	.733/.846	27/35	(8)	12/15	8/18	3/2	9/5	18/15
VERMONT	27/32	38/39	65-71	(6)	24-58/26-49	.414/.531	9-23/8-21	.391/.381	8-14/11-16	.571/.688	29/35	(6)	13/18	8/14	1/3	7/1	18/11
Wake Forest	29/40	24/42	53-82	(29)	21-59/31-57	.356/.544	6-26/5-12	.231/.417	5-7/15-21	.714/.714	28/39	(11)	12/11	13/10	2/7	6/5	16/10
ODU	33/31	27/48	60-79	(19)	23-60/30-58	.383/.517	9-23/9-21	.391/.429	5-10/10-13	.500/.769	32/37	(5)	19/25	16/16	2/8	9/4	16/13
JMU	28/28	46/43	74-71	+3	28-62/29-57	.452/.509	11-28/9-21	.393/.429	7-14/4-8	.500/.500	28/42	(14)	13/14	4/15	1/4	11/2	13/14
BUCKNELL	47/36	31/50	78-86	(8)	26-59/30-61	.441/.492	4-17/9-20	.235/.450	22-25/17-23	.880/.739	33/36	(3)	16/15	11/11	4/3	6/6	19/14
Boston College	33/39	33/27	73-78	(5)	29-67/29-65	.433/.446	7-27/10-25	.259/.400	8-12/10-17	.667/.588	45/36	+9	19/11	15/10	3/5	5/6	14/12
DAVIDSON	25/29	44/29	69-58	+11	21-47/20-55	.447/.364	6-19/8-27	.316/.296	21-28/10-12	.750/.833	35/31	+4	6/10	7/8	2/2	3/1	15/18
Fordham	33/35	27/25	65-69	(4)	24-54/26-60	.444/.433	8-26/5-21	.308/.238	9-19/12-14	.474/.857	38/34	+4	18/14	16/10	2/3	7/13	16/16
Saint Louis	26/27	36/42	62-69	(7)	21-45/23-58	.467/.397	7-16/4-11	.438/.364	13-20/19-26	.650/.731	29/38	(9)	18/16	15/10	4/3	1/5	21/20
DAYTON	35/47	46/40	81-87	(6)	25-61/33-52	.410/.635	12-31/7-19	.387/.368	19-24/14-15	.792/.933	24/33	(9)	16/18	5/15	0/2	10/1	17/16
GW	34/32	44/36	78-68	+10	29-50/27-61	.580/.443	5-14/5-16	.357/.313	15-18/9-11	.833/.818	27/30	(3)	21/14	13/11	3/4	10/8	9/14
VCU	34/27	33/25	67-52	+15	29-54/21-61	.537/.344	7-17/4-23	.412/.174	2-4/6-8	.500/.750	38/28	+10	17/7	14/9	2/1	6/8	16/10
LAS	40/41	41/33	81-74	+7	30-60/28-57	.500/.491	8-16/9-18	.500/.500	13-19/9-13	.684/.692	31/33	(2)	17/10	12/17	4/3	11/6	10/17
Duquesne	34/28	34/40	77-73	+4	28-57/29-76	.491/.382	5-17/8-29	.294/.276	16-22/7-13	.727/.538	34/50	(16)	18/14	11/16	5/3	8/10	15/19
Davidson	25/24	41/39	66-63	+3	28-57/23-50	.491/.460	6-19/7-22	.316/.318	4-11/10-12	.364/.833	27/36	(9)	16/9	6/17	2/3	9/3	13/13
MASON	31/35	44/44	75-79	(4)	27-71/29-64	.380/.453	4-21/8-24	.190/.333	17-22/13-17	.773/.765	39/46	(7)	12/13	14/17	3/5	8/12	17/20
VCU	41/41	36/35	77-76	+1	28-59/30-58	.475/.517	3-14/6-21	.214/.286	18-23/10-18	.783/.556	33/34	(1)	9/17	13/17	1/5	12/7	17/19
St. Bonaventure	42/51	46/46	88-97	(9)	35-77/33-66	.455/.500	7-22/10-25	.318/.400	11-15/21-22	.733/.955	37/40	(3)	18/18	12/14	2/5	10/3	16/15
Rhode Island	29/35	38/50	67-85	(18)	24-48/34-67	.500/.507	6-14/7-20	.429/.350	13-17/10-12	.765/.833	28/32	(4)	13/20	19/9	3/3	5/13	14/15
SAINT LOUIS	27/30	39/42	66-72	(6)	24-59/25-43	.407/.581	7-20/6-12	.350/.500	11-14/16-28	.786/.571	23/37	(14)	10/11	7/12	3/4	4/6	20/13
GW	25/54	52/49	77-103	(26)	26-61/42-61	.426/.689	6-24/10-14	.250/.714	19-20/9-10	.950/.900	20/35	(15)	14/30	9/13	3/2	9/6	14/15
SJU	29/35	41/37	70-72	(2)	26-56/25-54	.464/.463	7-23/7-18	.304/.389	11-15/15-18	.733/.833	32/31	+1	18/18	7/9	1/1	5/5	13/14
UMASS	40/32	50/33	90-65	+25	36-63/23-55	.571/.418	8-18/9-23	.444/.391	10-11/10-13	.909/.769	32/31	+1	27/10	6/15	3/0	10/4	12/11
MASON	45/32	48/47	93-79	+14	37-59/30-58	.627/.517	10-18/3-14	.556/.214	9-11/16-18	.818/.889	27/25	+2	18/9	10/10	1/0	8/4	16/12
Duquesne	41/33	40/35	81-68	+13	27-47/23-51	.574/.451	9-21/7-20	.429/.350	18-29/15-21	.621/.714	33/23	+10	14/10	11/10	1/0	7/9	16/20
St. Bonaventure	32/32	45/51	77-83	(6)	23-54/29-50	.426/.580	12-29/13-25	.414/.520	19-24/12-23	.792/.522	31/28	+3	14/17	15/11	0/5	6/7	18/21

Note: Game totals are displayed in the format TEAM/OPPONENT for each category

2017-18 GAME-BY-GAME SPECIALTY STATISTICS

Opponent	T/O	2ndCh	Paint	FastB	Bench	Ties	Leads	WL	Score	Leads overcome
DELAWARE	10	5	28	8	7	1	0	L	63-76	
Jacksonville State	14	10	26	4	6	2	1	L	61-94	lost 1 1st-17:15
UAB	13	9	32	4	2	0	0	W	63-50	
Cincinnati	10	7	16	0	17	0	0	L	48-75	
Louisiana	22	12	42	19	14	3	3	L	76-82	lost 9 2nd-17:51
GEORGETOWN	25	10	36	2	15	1	4	L	76-82	lost 7 1st-06:38
VERMONT	9	6	22	14	2	0	0	L	65-71	lost 4 1st-17:47
Wake Forest	2	5	24	8	6	0	0	L	53-82	
ODU	6	6	28	2	20	3	3	L	60-79	lost 5 1st-02:05
JMU	9	2	26	8	11	8	6	W	74-71	trailed by 6 2nd-11:40
BUCKNELL	11	7	40	8	6	4	4	L	78-86	lost 14 2nd-19:48
Boston College	8	6	40	8	10	3	2	L	73-78	lost 2 2nd-03:06
Davidson	7	6	28	0	4	4	3	W	69-58	trailed by 5 1st-18:34
Fordham	17	10	24	2	27	5	3	L	65-69	lost 5 1st-17:29
Saint Louis	9	4	22	7	2	2	1	L	62-69	lost 10 2nd-14:32
Dayton	26	12	18	4	22	2	2	L	81-87	lost 3 1st-16:02
GW	10	6	44	14	0	0	3	W	78-68	trailed by 8 1st-04:54
VCU	11	4	42	8	5	0	0	W	67-52	
LAS	27	11	38	8	8	2	3	W	81-74	trailed by 10 2nd-16:17
Duquesne	15	7	48	16	5	3	3	W	77-73	trailed by 2 OT-03:28
Davidson	19	7	37	7	4	2	4	W	66-63	trailed by 6 1st-13:20
MASON	19	9	44	10	7	2	2	L	75-79	lost 7 1st-07:51
VCU	14	11	42	10	3	5	9	W	77-76	trailed by 12 2nd-08:36
St. Bonaventure	21	13	54	19	3	6	5	L	88-97	lost 3 2nd-14:32
Rhode Island	10	2	29	5	5	3	3	L	67-85	lost 2 1st-18:31
Saint Louis	17	4	26	4	5	2	2	L	66-72	lost 6 1st-16:52
GW	16	2	32	10	15	2	1	L	77-103	lost 2 1st-19:25
SJU	6	8	38	4	2	5	3	L	70-72	lost 2 2nd-11:05
UMASS	25	4	46	9	12	0	0	W	90-65	
MASON	11	6	42	12	6	1	1	W	93-79	trailed by 2 1st-19:45
Duquesne	11	9	30	6	13	0	0	W	81-68	
St. Bonaventure	10	16	22	2	8	4	2	L	77-83	lost 8 1st-08:21
Totals	440	236	1066	242	272	75	73			
Average/Game	13.8	7.4	33.3	7.6	8.5	2.3	2.3			
Opponent	469	317	1105	188	566	63	74			
Average/Game	14.7	9.9	34.5	5.9	17.7	2.0	2.3			



2017-18 POINTS-REBOUNDS-ASSISTS

Opponent	Date	Score		00	01	02	04	05	11	13	25	30	32	33	44
				GILYARD,JA	KIRBY,JOE	FORE,KHWA	CAYO,NATH	SHEROD,NIC	BUCKINGHA	STANSBURY,	MADRID-AND	ODDO,KEITH	JOHNSON,JU	GOLDEN,GR	FRIENDSHU
DELAWARE	11/10/17	63-76	L	17-3-4	4-1-0	DNP	0-0-0	13-2-1	18-6-3	2-3-0	0-0-0	DNP	0-3-0	6-6-1	3-0-0
JSU	11/13/17	61-94	L	13-0-2	0-1-1	DNP	4-3-0	10-1-0	13-5-3	6-2-0	2-0-0	DNP	0-1-1	13-6-4	0-1-0
vs UAB	11/20/17	63-50	w	6-4-3	0-1-0	DNP	0-2-1	11-4-3	12-5-3	6-4-5	DNP	DNP	0-0-1	26-7-2	2-0-0
vs CIN	11/21/17	48-75	L	12-2-2	6-1-0	1-1-1	6-2-1	2-1-1	6-7-3	7-1-1	0-2-0	DNP	4-1-2	4-1-0	0-0-0
vs LA	11/22/17	76-82	L	10-2-5	0-0-0	9-2-1	0-1-0	9-4-1	11-9-8	8-1-1	DNP	DNP	5-1-0	24-7-3	0-0-0
GU	11/25/17	76-82	L	0-1-1	0-0-0	12-2-3	0-0-0	9-3-1	28-6-3	0-1-1	0-2-0	DNP	3-1-2	24-10-1	DNP
VERMONT	11/29/17	65-71	L	13-3-3	0-0-0	11-7-4	2-1-0	14-4-0	12-4-1	0-1-0	0-0-0	DNP	0-1-1	13-6-4	DNP
at WF	12/02/17	53-82	L	0-0-3	0-0-0	8-4-1	2-1-0	12-1-2	11-9-2	0-1-0	2-0-0	DNP	2-0-0	16-7-4	0-0-0
at ODU	12/6/17	60-79	L	3-1-6	DNP	7-5-4	0-0-1	7-4-0	11-6-4	12-4-2	0-0-0	DNP	6-3-0	12-4-2	2-0-0
JMU	12/10/17	74-71	w	23-3-2	DNP	14-1-2	0-1-0	8-4-2	6-7-1	0-3-0	0-0-0	DNP	11-5-1	12-4-5	0-0-0
BUCKNELL	12/19/17	78-86	L	15-1-4	0-0-0	10-4-2	4-4-0	11-3-1	22-8-5	0-0-0	0-0-0	0-0-0	1-4-0	14-8-4	1-1-0
at BC	12/23/17	73-78	L	13-2-6	DNP	14-5-1	4-5-0	12-9-3	7-9-6	2-2-0	DNP	DNP	4-0-0	17-10-3	DNP
DAV	12/30/17	69-58	w	7-5-2	0-0-0	12-1-2	1-2-0	22-9-1	12-6-0	0-1-0	DNP	DNP	3-1-0	12-10-1	DNP
at FOR	01/03/18	65-69	L	7-4-4	0-1-0	8-3-3	10-5-2	7-4-2	10-16-2	5-0-1	DNP	DNP	12-0-2	6-2-2	DNP
at SLU	01/06/18	62-69	L	13-2-5	2-1-1	11-1-3	0-2-0	3-5-1	9-8-6	0-1-1	DNP	DNP	0-1-0	24-8-1	DNP
UD	01/09/18	81-87	L	9-1-5	0-1-1	15-2-5	1-1-0	15-2-1	14-7-3	4-3-0	DNP	DNP	17-2-1	6-5-0	0-0-0
GW	1/13/18	78-68	w	19-2-5	0-1-1	11-4-3	0-2-0	10-7-1	14-8-4	0-0-0	DNP	DNP	0-2-3	24-0-4	0-1-0
at VCU	1/17/18	67-52	w	11-4-8	2-2-0	8-4-2	0-0-0	14-7-3	12-9-2	DNP	DNP	DNP	3-2-0	17-6-2	0-2-0
LAS	01/20/18	81-74	w	11-0-4	0-1-0	14-3-2	2-2-2	18-5-2	12-9-4	DNP	DNP	DNP	6-1-0	18-8-3	0-1-0
at DUQ	01/24/18	77-73	w	0-5-2	0-0-0	6-5-5	2-2-0	28-6-3	17-5-6	DNP	DNP	DNP	3-2-0	21-9-2	0-0-0
at DAV	01/28/18	66-63	w	14-2-4	0-0-0	6-1-2	4-1-0	10-14-4	8-2-3	DNP	0-0-0	DNP	0-1-1	24-5-2	DNP
MASON	02/03/18	75-79	L	11-4-5	0-2-0	7-3-3	8-5-0	32-11-0	DNP	DNP	DNP	DNP	7-2-1	10-10-3	0-0-0
VCU	02/07/18	77-76	w	18-2-6	2-0-0	15-5-2	0-0-1	18-4-0	7-8-0	DNP	DNP	DNP	0-2-0	16-9-0	1-0-0
at SBU	02/10/18	88-97	L	14-3-6	3-2-1	16-5-4	5-7-1	26-9-2	DNP	DNP	DNP	DNP	0-2-1	24-6-2	0-0-1
at URI	2/13/18	67-85	L	8-3-3	0-0-1	15-6-2	2-1-1	21-4-0	2-4-4	DNP	0-0-0	3-0-0	0-1-1	16-7-1	0-0-0
SLU	02/17/18	66-72	L	15-1-5	2-0-0	5-3-3	0-0-0	19-5-0	17-7-1	DNP	DNP	DNP	0-2-1	5-5-0	3-0-0
at GW	02/21/18	77-103	L	11-0-3	0-1-1	10-2-1	2-0-0	9-4-1	21-4-5	DNP	DNP	2-0-0	11-1-1	11-6-2	0-1-0
SJU	02/24/18	70-72	L	11-4-5	0-0-0	14-2-5	2-1-1	20-5-0	7-10-3	DNP	DNP	DNP	0-3-1	16-6-3	DNP
UMASS	02/28/18	90-65	w	13-0-6	3-1-2	7-2-3	8-2-0	19-7-3	13-7-6	DNP	0-0-0	1-0-0	0-1-3	26-11-3	0-1-1
at MASON	03/03/18	93-79	w	11-2-5	3-0-0	14-2-3	3-0-1	25-4-5	15-7-0	DNP	0-1-0	0-0-1	0-1-1	22-8-2	0-0-0
vs DUQ	03/08/18	81-68	w	20-2-3	DNP	14-1-2	2-1-0	17-4-0	7-7-7	DNP	DNP	DNP	11-5-1	10-9-1	DNP
vs SBU	03/09/18	77-83	L	18-1-3	DNP	25-6-3	0-1-0	5-3-1	12-5-5	DNP	DNP	DNP	8-1-0	9-9-2	DNP



2017-18 SINGLE-GAME HIGHS

Points	32		SHEROD, Nick vs MASON (02/03/18)
	28		SHEROD, Nick at Duquesne (01/24/18)
	28		BUCKINGHAM, De'Monte vs GEORGETOWN (11/25/17)
	26		GOLDEN, Grant vs UMASS (02/28/18)
	26		SHEROD, Nick at St. Bonaventure (02/10/18)
	26		GOLDEN, Grant vs UAB (11/20/17)
Field Goals Made	12		GOLDEN, Grant vs UMASS (02/28/18)
Field Goal Att.	21		SHEROD, Nick vs MASON (02/03/18)
FG Pct (min 5 made)	1.000	(6-6)	FORE, Khwan at MASON (03/03/18)
3-Point FG Made	5		GILYARD, Jacob vs St. Bonaventure (03/09/18)
	5		JOHNSON, Julius vs Dayton (01/09/18)
	5		GILYARD, Jacob vs JMU (12/10/17)
3-Point FG Att.	9		JOHNSON, Julius at Fordham (01/03/18)
	9		SHEROD, Nick at Boston College (12/23/17)
3-Pt FG Pct (min 5 made)	.714	(5-7)	GILYARD, Jacob vs St. Bonaventure (03/09/18)
	.714	(5-7)	JOHNSON, Julius vs Dayton (01/09/18)
Free Throws Made	10		FORE, Khwan vs St. Bonaventure (03/09/18)
	10		SHEROD, Nick vs MASON (02/03/18)
Free Throw Att.	14		FORE, Khwan vs St. Bonaventure (03/09/18)
FT Pct (min 5 made)	1.000	(9-9)	BUCKINGHAM, De'Monte vs BUCKNELL (12/19/17)
	1.000	(8-8)	BUCKINGHAM, De'Monte at GW (02/21/18)
	1.000	(6-6)	JOHNSON, Julius at GW (02/21/18)
	1.000	(6-6)	SHEROD, Nick vs Saint Louis (02/17/18)
	1.000	(6-6)	GILYARD, Jacob vs BUCKNELL (12/19/17)
	1.000	(5-5)	GILYARD, Jacob vs Duquesne (03/08/18)
Rebounds	16		BUCKINGHAM, De'Monte at Fordham (01/03/18)
Assists	8		GILYARD, Jacob at VCU (1/17/18)
	8		BUCKINGHAM, De'Monte vs Louisiana (11/22/17)
Steals	6		GILYARD, Jacob vs LAS (01/20/18)
	6		GILYARD, Jacob vs Dayton (01/09/18)
Blocked Shots	3		GOLDEN, Grant at Saint Louis (01/06/18)
	3		GOLDEN, Grant vs UAB (11/20/17)
Turnovers	8		GOLDEN, Grant at Rhode Island (2/13/18)
Fouls	5		JOHNSON, Julius vs St. Bonaventure (03/09/18)
	5		BUCKINGHAM, De'Monte at Boston College (12/23/17)
	5		GOLDEN, Grant at ODU (12/6/17)
	5		BUCKINGHAM, De'Monte vs VERMONT (11/29/17)
	5		FORE, Khwan vs Louisiana (11/22/17)
	5		STANSBURY, Solly vs Louisiana (11/22/17)
Minutes	42		FORE, Khwan at Duquesne (01/24/18)
	42		GILYARD, Jacob at Duquesne (01/24/18)
	41		GOLDEN, Grant at Duquesne (01/24/18)
	40		FORE, Khwan vs St. Bonaventure (03/09/18)
	40		GILYARD, Jacob vs Duquesne (03/08/18)
	40		BUCKINGHAM, De'Monte at Duquesne (01/24/18)





CHRIS MOONEY

HEAD COACH
13th SEASON
PRINCETON, 1994

Chris Mooney has compiled a 237-195 record in his first 13 seasons as the head coach of the Spiders and enters the 2018-19 season three wins shy of becoming the winningest coach in Richmond history.

Hired by Richmond prior to the 2005-06 season, Mooney is the third longest-tenured coach in the Atlantic 10, trailing only Bob McKillop (Davidson) and Phil Martelli (Saint Joseph's). Mooney ranks fifth all-time in conference history in both A-10 wins by a head coach (118) and overall wins by an A-10 head coach (237).

Mooney has led the Spiders to seven postseason appearances in the last 11 seasons. Under Mooney, the Spiders made trips to the NCAA tournament in 2010 and 2011 and trips to the NIT Quarterfinals in 2015 and 2017. Mooney's Spiders made national headlines en route to the Sweet 16 in 2011, knocking off five-seed Vanderbilt and Morehead State in the process. Richmond finished both the 2010 and 2011 seasons ranked in the top 25.

Richmond has averaged 20.0 wins over the previous 10 seasons and is 99-69 in Atlantic 10 play during that span, the second most wins in the conference behind Dayton.

Few teams have had as much success against ranked opponents as the Spiders under Mooney. Richmond has won 13 games vs teams ranked in the AP Top 25 under Mooney, including 12 in the previous 10 seasons, best of any A-10 school. During that span (2008-09 to 2017-18), Richmond is 12-14 vs ranked teams, the 15th-best winning percentage (.462) of any Division I team vs top-25 teams.

Mooney's teams have always excelled on their home court, winning 72 percent of the time at the Robins Center over the last 10 seasons. The Spiders average attendance of 6,492 in 2017-18 ranked third among A-10 schools and was the highest at the Robins Center since 1992-93, when the building's capacity was nearly 2,000 more than it is today. Among all Division I schools with a total enrollment under 5,000 students, Richmond ranked second in average attendance in 2017-18, trailing only Providence (9,548).

Mooney was named the Sporting News Atlantic 10 Coach of the Year in 2010, while also being selected as a finalist for the Jim Phelan National Coach of the Year Award. That same year, he won Richmond's Voice of the University Award, given to a faculty or staff member for being a voice that represents the University of Richmond in a positive manner to the wider community. Also in 2010, Richmond Style Weekly tabbed him for the 40 Under 40 list, spotlighting UR's community involvement with homelessness, Special Olympics, Arthritis Foundation, and the ASK Foundation for Childhood Cancer Research. For the last five years, Mooney has headlined the Coaches' Cookoff which raises money for Max's Positive Vibe Cafe, a non-profit dedicated to training and employing people with learning disabilities.

20 of Mooney's former players have gone on to play professionally overseas, including at least one from 11 of his 13 graduating classes.

In 2017-18, Mooney oversaw the development of one of the nation's youngest teams. With a junior, two sophomores, and two freshmen in the starting lineup, Richmond was without a senior starter for the first time

since 1999-2000. Facing one of the 25 most difficult out-of-conference schedules in Division I, the Spiders entered A-10 play with a 2-10 record. But Richmond exceeded expectations in the league, finishing tied for fifth with a 9-9 record that included a pair of wins against crosstown rival VCU and a 2-0 mark against eventual league champion Davidson. Following a 3-13 start, Richmond went 9-7 over the final two months of the season. Grant Golden set the program record for points by a freshman and was named All-Rookie and Third-Team All-Conference by the A-10. Fellow freshman Jacob Gilyard broke Richmond's single-season steals record and finished with the most steals by any D-I freshman since 2012-13 (Marcus Smart). Gilyard also set the school record for assists by a freshman and finished tied for sixth on UR's freshman points list. 77 percent of Richmond's points were scored by freshmen or sophomores, one of the highest rates for any program in Division I.

In 2016-17, the Spiders swept the two major Atlantic 10 awards, with senior T.J. Cline winning A-10 Player of the Year and freshman De'Monte Buckingham earning Rookie of the Year honors. It was just the third time one school swept the awards in A-10 history. Cline recorded the first triple-doubles in school history en route to a season that saw him rank top 10 in points, rebounds, and assists in the single-season record book. UR rebounded from a 6-6 start to finish third in A-10 play and earn an NIT bid where the Spiders won games at Alabama and home vs Oakland.

In 2014-15, Richmond finished the regular season on a six-game winning streak, and was one of the "Last Four Out" of the NCAA Tournament at-large field, thereby securing the No. 1 seed and home-court advantage in the NIT, where they would reach the tournament's quarterfinals. Senior Kendall Anthony wrapped up a career that saw him break the school's all-time three-pointers record and earn All-Atlantic 10 First Team, NABC All-District First Team and VaSID All-State First Team honors in 2015.

2009-10 and 2010-11 are remembered as two of the top seasons in Spider basketball history. In the spring of 2010, Richmond earned its first NCAA at-large bid since 2004, garnering a seven seed before falling in the first round of the tournament. Mooney was named the 2010 Sporting News Atlantic 10 Coach of the Year, and was a finalist for the 2010 Jim Phelan National Coach of the Year award. The Spiders finished the season ranked 24th nationally.

In 2011, Richmond defeated Dayton in the A-10 Championship to earn Mooney's first conference championship, the Spiders first and only league title since Richmond joined the Atlantic 10 in 2001.

That team would go on to the second Sweet 16 in program history by downing Vanderbilt and Morehead State in the NCAA Denver Subregional. While the Spiders run came to an end at the hands of Kansas in San Antonio, Richmond finished 29-8, set a school record for wins, and finished no. 21 in the coaches poll.

During those years, the Spiders were led by Kevin Anderson, a 2010 AP All-American Honorable Mention selection and the 2010 Atlantic 10 Player of the Year. Anderson (2007-11) finished his career as the second-leading scorer in school history.

Mooney File

COACHING HONORS

2010 Sporting News Atlantic 10 Coach of the Year
2010 Jim Phelan National Coach of the Year Finalist

POSTSEASON ACCOMPLISHMENTS

2017 NIT Quarterfinals
2015 NIT Quarterfinals
2013 CBI Quarterfinals
2011 NCAA Sweet 16
2011 Atlantic 10 Tournament Champions
2010 NCAA First Round
2009 CBI Semifinals
2008 CBI First Round

AS A HEAD COACH

Year	School	Record	Conf.	Finish
2017-18	Richmond	12-20	9-9	t-5th
2016-17	Richmond	22-13	13-5	t-3rd
2015-16	Richmond	16-16	7-11	9th
2014-15	Richmond	21-14	12-4	4th
2013-14	Richmond	19-14	8-8	7th
2012-13	Richmond	19-15	8-8	t-8th
2011-12	Richmond	16-16	7-9	t-9th
2010-11	Richmond	29-8	13-3	3rd
2009-10	Richmond	26-9	13-3	3rd
2008-09	Richmond	20-16	9-7	t-5th
2007-08	Richmond	16-15	9-7	t-4th
2006-07	Richmond	8-22	4-12	t-12th
2005-06	Richmond	13-17	6-10	t-11th
2004-05	Air Force	18-12	9-5	3rd
1999-00	Arcadia (D-III)	16-10	12-4	2nd
1998-99	Arcadia (D-III)	8-17	7-9	6th
Richmond (2005-pres.)		237-195 (.549)	118-98 (.546)	
Air Force (2004-05)		18-12 (.600)	9-5 (.643)	
Career Record (Div. I)		255-207 (.552)	127-103 (.552)	

Head Coach, Richmond, 2005-present

Head Coach, Air Force, 2004-05

Associate Head Coach, Air Force, 2003-04

Assistant Coach, Air Force, 2000-03

Head Coach, Arcadia University (Div III), 1997-00

AS A PLAYER

A 1994 graduate with a B.A. in English, Mooney led Princeton to the NCAA Tournament twice following a pair of conference titles. The four-year letterwinner amassed 1,071 points, which ranks 20th on Princeton's all-time scoring list, and started all 107 games in his career. He currently ranks seventh on Princeton's career list with 142 career three-pointers and is one of five Princeton student-athletes to score 1,000 points, grab 350 rebounds and dish 200

Anderson had plenty of help to lead Richmond to national prominence. Justin Harper (2007-11) was a Lute Olson All-American and NABC First Team All-District selection in 2011, while also earning All-Atlantic 10 First Team honors. He was drafted by the Cleveland Cavaliers in the second round of the 2011 NBA Draft, and saw action for the Orlando Magic, Detroit Pistons, and Philadelphia 76ers.

Before Richmond, Mooney coached at Air Force for five seasons: three as an assistant, one as an associate head coach and one as head coach. In 2004-05, Mooney led the Falcons to an 18-12 record and votes in the national polls. His 18 victories were the most by a first-year head coach at Air Force.

Mooney began coaching at the high school level, taking a job at Lansdale Catholic High School in Lansdale, Pa., in 1994. His first college coaching experience came at Division III Beaver College, now known as Arcadia University. He spent two seasons there from 1998-2000. While at Beaver College, Mooney only coached part-time, spending much of his time as an event coordinator. He helped plan weddings and events while also serving as the team manager. Mooney is married to the former Lia Chomat, a Princeton graduate who also has a doctorate in psychology from Penn. The couple has two sons, Danny and Ryan.





#0 Jacob GILYARD

5-9 | 160 | Sophomore

Kansas City, Mo. (Barstow School)

SINGLE-GAME HIGHS

Points: 23, JMU -- 12/10/17
 Rebounds: 5, at Duquesne -- 01/24/18; Davidson -- 12/30/17
 Assists: 8, at VCU -- 1/17/18
 Steals: 6, Dayton -- 01/09/18; LAS -- 01/20/18
 Blocks: 1, vs UAB -- 11/20/17
 FG made: 9, JMU -- 12/10/17
 FG attempts: 16, JMU -- 12/10/17
 3FG made: 5, vs St. Bonaventure -- 03/09/18; JMU -- 12/10/17
 3FG attempts: 8, vs Duquesne -- 03/08/18; JMU -- 12/10/17
 FT made: 6, BUCKNELL -- 12/19/17
 FT attempts: 6, at Saint Louis -- 01/06/18; BUCKNELL -- 12/19/17; Davidson -- 12/30/17

SOPHOMORE (2018-19)

- Named to A-10 Preseason All-Defensive Team at the conference's media day on October 18 ... Became the third Spider to earn Preseason All-Defensive Team honors under Chris Mooney, joining (Alonzo Nelson-Ododa - 2013-14, Kevin Anderson - 2010) ... He and George Washington's Terry Nolan (also on the 2018 team) are the first sophomores to be named A-10 Preseason All-Defensive Team since Rhode Island's Hassan Martin in 2014
- Rated as the No. 23 player in the Atlantic 10 entering the season by A10Talk.com

FRESHMAN (2017-18)

- Set Spiders single-season record with 89 steals, breaking mark held by Tony Dobbins (85 in 2003-04) ... Recorded most steals by D-I freshman since Marcus Smart in 2012-13 ... Averaged 2.78 steals per game, sixth most in D-I
- Played team-high 36.5 minutes per game, third most among D-I freshmen and sixth most for any player in the A-10 ... 1,167 minutes played were most by freshman in Spiders history
- Set Spiders record for assists by a freshman, finishing with 130 assists to break the mark held by Ken Atkinson (115) since 1986-87 ... 130 assists were ninth-most in a season in Spiders history ... Averaged 4.1 assists per game, 18th most by D-I freshman, second most by A-10 freshman, and 10th most of any A-10 player
- 2.41 assist-to-turnover ratio ranked fifth among D-I freshmen and third most of any A-10 player (minimum three assists per game)
- Averaged 11.4 points per game, fourth-most by a true freshman for Richmond in last 20 years and most by a Spiders true freshman since Kendall Anthony in 2011-12 (13.0) ... ranked seventh among A-10 freshmen in scoring ... 366 total points were tied for sixth most by a freshman in Spiders history
- Made 83.6 percent of his free throws (56-67), best on the team and the 10th-best single-season rate in Spiders history (minimum 50 attempts)

HIGH SCHOOL

- Advanced to state title game in three of his four seasons, winning Barstow's first state title since 1995 as a sophomore in 2015
- Missouri Class 3 All-State selection after sophomore, junior, and senior seasons ... named Missouri Class 3 Player of the Year in 2017
- Averaged 33.2 points and 7.0 assists per game as senior ... won DiRenna Award, given to the top high school basketball player in the Kansas City area
- Set Barstow single-game school scoring record with 50 points vs Washington on Dec. 5, 2016
- Played for Billy Thomas, who appeared in 53 NBA games over three seasons and was a third-team All-Big 12 selection following his senior season at Kansas in 1998

PERSONAL

- Son of Rodney and Tanya
- Father Rodney graduated from Ottawa University (Kan.) in 1992 as school's career leaders in assists and steals ... he was inducted into Ottawa's Athletics Hall of Fame in 2015
- Has two older siblings (Chris and Marleigh) and one younger sibling (Roman)
- Born on July 14, 1998

CAREER STATISTICS

Season	gp-gs		min/avg		Total		3-Point		F-Throws		Rebounds				Scoring			
					fg-fga	pct	fg-fga	pct	ft-fa	pct	off	def	tot	avg	pf	fo	ast	to
2017	32	32	1167	36.5	126	279	.452	58	151	.384	56	67	.836	15	54	69	2.2	56
TOTAL	32	32	1167	36.5	126	279	.452	58	151	.384	56	67	.836	15	54	69	2.2	56





#1 Blake FRANCIS

6-0 | 165 | Junior
Herndon, Va.
Wagner College

Francis signed with the Spiders on April 10, 2018 after receiving interest from many schools, including St. Bonaventure and Loyola-Chicago, following his announcement that he would transfer from Wagner. Francis will sit out the 2018-19 season due to NCAA transfer regulations.

SINGLE-GAME HIGHS (AT WAGNER)

Points: 29, Bryant -- 02/08/18
Rebounds: 7, Sacred Heart -- 01/04/18
Assists: 5, 4 times
Steals: 7, Mercy -- 12/10/17
Blocks: 1, American -- 11/18/17
FG made: 9, Bryant -- 02/08/18; at Dayton -- 12/23/17
FG attempts: 21, Bryant -- 02/08/18
3FG made: 6, Bryant -- 02/08/18; at St. Francis (PA) -- 01/26/18
3FG attempts: 13, vs LIU-Brooklyn -- 03/06/18
FT made: 9, at Rider -- 12/16/17; at NJIT -- 11/11/17
FT attempts: 11, at NJIT -- 11/11/17

SOPHOMORE (2017-18 • WAGNER COLLEGE)

- Averaged team-high 17.3 points per game, the fifth-best mark in the Northeast Conference
- Set school record with 102 three-point field goals ... Led conference in three-pointers made and ranked tied for 26th in Division I
- Shot team-best 40.2 percent from three-point range, the eighth-highest mark in the conference
- Made team-high 80.6 percent of his free-throw attempts, ranking fourth in the NEC
- Recorded team-high 52 steals, fifth most in the conference
- Led Wagner to 23-10 record and regular-season conference title
- Second-Team All-Northeast Conference selection

FRESHMAN (2016-17 • WAGNER COLLEGE)


- Averaged 7.2 points while appearing in 28 games with three starts
- Led team in three-point field goal percentage at 42.2 percent, the second-best mark in the conference ... Ranked 19th among Division I freshmen in three-point shooting (minimum 100 three-point attempts)
- Team's leading scorer off the bench (188 points)

HIGH SCHOOL

- Averaged 20.1 points as a senior at Westfield High School (Chantilly, Va.)
- Led team to 6A state title in 2016 ... earned Second Team All-State honors
- Named fourth-team All-Met selection by The Washington Post following his senior season
- Also earned All-State honors following his junior season
- Graduated as leading scorer in school history (1,390 points)

PERSONAL

- Son of Cissy and Carl
- Father Carl is the Director of Communications for the NFL Players Association ... he attended Virginia Union and played linebacker for four seasons
- Brother Branden played football at Liberty University from 2010-13
- Cousin Tyler Thornton played basketball at Duke University from 2010-14, appearing in 139 games for the Blue Devils
- Cousin Marques Hagans was a starting QB at the University of Virginia from 2004-05
- Played one season of AAU basketball with current teammate Grant Golden on the Fairfax Stars while in middle school
- Born on January 3, 1998



#2 Souleymane KOUREISSI

6-9 | 200 | Freshman
Harlem, N.Y.
Iona Prep

Koureissi signed with the Spiders on November 9, 2017 after choosing Richmond from a group of more than a dozen Division I offers, including Minnesota in the Big Ten and Seton Hall in the Big East. Koureissi was the first signee in Richmond's Class of 2018.

HIGH SCHOOL

- Attended Iona Preparatory School in New Rochelle, N.Y., a member of New York's Catholic High Schools Athletics Association
- Scored a team-high 16.3 points per game while shooting 61 percent from the field as a senior and averaging 8.5 rebounds per game
- Led team to a share of league's regular-season title in 2018
- Named First Team All-Westchester/Putnam County
- Named Second Team All-CHSAA
- Rated as the No. 8 recruit in the state of New York by 247sports.com

PERSONAL

- Born on June 27, 1999
- Name is pronounced SAHL-uh-mon ker-ESS-ee

CAREER STATISTICS (AT WAGNER)

Season	gp-gs		Total		3-Point		F-Throws		Rebounds		Scoring	
			fg-ga	pct	fg-ga	pct	ft-ga	pct	off	def	pts	avg
2016*	28-3	5/75(20.5)	64-151	42.4	43-102	42.2	30-40	75.0	20	18	38	1.4
2017*	32-22	1046(32.7)	182-423	43.0	102-254	40.2	87-108	80.6	20	40	60	1.9
All*	60-25	1621(27.0)	246-574	42.9	145-356	40.7	117-148	79.1	40	58	98	1.6





#3 Bryce SCHNEIDER

6-5 | 180 | Redshirt Freshman
Myrtle Beach, S.C.
Christian Academy

FRESHMAN (2017-18)

- Redshirted ... Played large role on scout team once fully recovered from an ankle injury in late December

HIGH SCHOOL

- Averaged 14.8 points, 7.3 rebounds, and 4.4 assists per game as a senior ... led team to 2A South Carolina state title game (SCISA)
- 3-year varsity starter
- Transferred to Christian Academy of Myrtle Beach after attending Myrtle Beach High School for his sophomore and junior seasons
- Member of National Honors Society

PERSONAL

- Son of Jeff Schneider and Gloria Collier
- Has two older brothers: Kevin and David
- Father Jeff played at Virginia Tech, averaging 14.3 points per game as a senior in 1981-82 ... he was selected by the Houston Rockets in the 5th round (107th pick) of 1982 NBA Draft but never appeared in a game
- Brother Kevin appeared in 21 games (13 starts) for Longwood University in 2004-05
- Brother David was a four-year starter at William & Mary and a two-time All-CAA selection (third team in 2009, second team in 2010) ... finished career as school's sixth all-time leading scorer with 1,491 points ... played professionally in both England and Germany following graduation
- Born on May 19, 1998 in San Luis Obispo, Calif.



#4 Nathan CAYO

6-7 | 205 | Sophomore
Montreal, Quebec
College Jean De Brebeuf

FRESHMAN (2017-18)

- Averaged 2.3 points and 1.7 rebounds while playing 12.7 minutes per game, seventh most on the team
- Appeared in all 32 games with two starts
- Became third Spider freshman to start when he made his first career start vs George Mason on February 3, making 2017-18 the first season since 2006-07 that three different freshmen started for Richmond

HIGH SCHOOL

- 1st-team all-league selection as a senior ... led team to 3rd-place finish in provincial championship
- Averaged 19.6 points and 9.3 rebounds per game as a junior
- Performed over 200 hours of community service

PERSONAL

- Son of Wilner Cayo and Beraca Loyer
- Has an older brother Ben and a younger brother Samuel
- Born on Oct. 27, 1997
- Last name is pronounced CAY-oh

SINGLE-GAME HIGHS

Points: 10, at Fordham -- 01/03/18
Rebounds: 7, at St. Bonaventure -- 02/10/18
Assists: 2, at Fordham -- 01/03/18; LAS -- 01/20/18
Steals: 2, at St. Bonaventure -- 02/10/18
Blocks: 1, 12 times
FG made: 4, at Fordham -- 01/03/18
FG attempts: 8, at Fordham -- 01/03/18
3FG attempts: 2, at Fordham -- 01/03/18
FT made: 4, MASON -- 02/03/18
FT attempts: 5, at Fordham -- 01/03/18

CAREER STATISTICS

Season	gp-gs	min/avg	Total		3-Point		F-Throws		Rebounds			Scoring		
			fg-fga	pct	fg-fga	pct	ft-fa	pct	off	def	tot	pts	avg	pts
2017	32-2	405/12.7	29-66	.439	0-10	.000	16-27	.593	20	35	55	74	2.3	74
TOTAL	32-2	405/12.7	29-66	.439	0-10	.000	16-27	.593	20	35	55	74	2.3	74





#5 Nick SHEROD

6-4 | 230 | Junior

Richmond, Va. (St. Christopher's)

SINGLE-GAME HIGHS

Points: 32, MASON -- 02/03/18
 Rebounds: 14, at Davidson -- 01/28/18
 Assists: 5, at MASON -- 03/03/18
 Steals: 3, 4 times
 Blocks: 2, at Duquesne -- 01/24/18
 FG made: 10, at Duquesne -- 01/24/18; MASON -- 02/03/18
 FG attempts: 21, MASON -- 02/03/18
 3FG made: 5, St. Bonaventure -- 1/11/17
 3FG attempts: 9, St. Bonaventure -- 1/11/17; at Boston College -- 12/23/17
 FT made: 10, MASON -- 02/03/18
 FT attempts: 11, MASON -- 02/03/18

SOPHOMORE (2017-18)

- Averaged 14.3 points (second on team) and 5.0 rebounds (third on team) while starting all 32 games
- Increased scoring average every month, from 9.7 points in November to 12.0 in December to 13.1 in January to 19.2 in February/March
- Led team with 17.6 points per game in A-10 play (12th in conference)
- One of two players to score 17 points per game and shoot 52 percent from the field in A-10 play (Justin Tillman, VCU)
- Made team-high 39.1 percent of his three-point attempts
- Named A-10 Player of the Week on January 29 (first Spiders freshman or sophomore to win award since Kevin Anderson in 2009)

FRESHMAN (2016-17)

- Averaged 7.6 points (fifth on team) and 2.4 rebounds (fifth on team) per game
- Made 22 of 26 free throws ... lead team in FT pct (.846) and ranked sixth in A-10 among players with at least 25 FTA
- Appeared in 35 games with 18 starts ... made first career start in season-opener vs VMI

HIGH SCHOOL

- All-Metro Player of the Year in 2015-16
- All-Metro First Team (14-15, 15-16)
- VISAA All-State First Team (14-15, 15-16)
- 2,815 career points on varsity (most in Virginia High School history)
- Led St. Christopher's to school-record 24 wins and regular season title in 15-16
- Averaged 25.6 points per game to lead the region in 15-16
- Also tallied 10.6 rpg, 3.1 apg and 2.4 spg in 15-16
- Led AAU team (Team Loaded) to 2015 adidas Uprising Summer Championship in Las Vegas

PERSONAL

- Father, E.J., played basketball at Old Dominion and grandfather, Edmund, had a Hall of Fame basketball career at VCU before playing with the New York Knicks
- Interested in studying journalism and sports broadcasting
- Born on Oct. 16, 1997
- Last name is pronounced "sure-ROD"

CAREER STATISTICS

Season	gp-gs		min/avg		Total		3-Point		F-Throws		Rebounds				Scoring					
					fg-fga	pct	fg-fga	pct	ft-fa	pct	off	def	tot	avg	pf	fo	ast	to	blk	stl
2016	35	18	754	21.5	102	223	.457	39	117	.333	22	26	83	2.4	58	0	31	16	1	19
2017	32	32	1008	31.5	165	343	.481	61	156	.391	65	81	159	5.0	58	0	45	36	4	31
TOTAL	67	50	1762	26.3	267	566	.472	100	273	.366	87	107	242	3.6	116	0	76	52	5	50





#10 Sullivan KULJU

6-6 | 220 | Sophomore
New Berlin, Wisc.
Eisenhower

FRESHMAN (2017-18)


- Did not appear in any games

HIGH SCHOOL

- Four-year varsity starter at New Berlin Eisenhower ... member of school's 1,000-point club ... led team to 40-9 record in his last two seasons
- Three-time All-Woodland Conference selection ... 2-time All-Area selection by Milwaukee Journal Sentinel
- Team captain as a senior ... averaged 15.1 points and 5.2 rebounds per game
- Three-time letterwinner in football ... Honorable Mention All-Woodland Conference at wide receiver as a senior
- DECA (Distributive Education Clubs of America) state qualifier

PERSONAL

- Son of Eric and Kimberly Kulju
- Has an older brother Keenan and a younger sister Tierney
- Born on Sept. 8, 1998
- Last name is pronounced "COOL-you"



#11 Jake WOJCIK

6-4 | 185 | Freshman
San Jose, Calif.
Bellarmine Prep

Wojcik signed with the Spiders on May 2, 2018. He originally committed to Siena but was released from his letter of intent when the program changed coaches in April.

HIGH SCHOOL

- Two-time West Coast Athletic League Player of the Year at Bellarmine Prep in San Jose, Calif.
- Scored 17 points per game as a senior while leading Bellarmine to second straight league title
- Honorable Mention All-State selection following his senior season
- First Team All-Metro (San Francisco Chronicle) and All-Area (Bay Area News Group)
- Team lost just one league game in his final two high school seasons
- Rated as the No. 44 recruit in the state of California by 247sports.com

PERSONAL

- Son of Dave and Heather ... Father Dave was head coach at San Jose State from 2013-17 and has 19 seasons of college coaching experience ... Also played collegiately at Loyola (Md.)
- Uncle Doug Wojcik is a former head coach at Tulsa (2005-12) and College of Charleston (2012-14) ... Three-year starter at Navy who set school record for assists (714) while playing with future Hall-of-Famer David Robinson
- Born on Sept. 28, 1999 ... last name is pronounced "WOJ-ick"





#15 Matt GRACE
6-9 | 210 | Freshman
Hamilton, Ontario
TRC Academy


Grace signed with the Spiders on May 7, 2018.

HIGH SCHOOL

- Graduated from The RISE Centre Academy in Brantford, Ontario
- Led team to league championship in Ontario Scholastic Basketball Association as a senior
- Averaged 10 points and seven rebounds in three tournament games
- Academic All-League selection as a junior in 2017
- One of four members of TRC Academy's Class of 2018 to sign with a Division I basketball program

PERSONAL

- Born on Feb. 5, 1999



#21 Tomas VERBINSKIS
6-7 | 210 | Redshirt Freshman
Klaipeda, Lithuania
Sagemont (Fla.)

FRESHMAN (2017-18)

- Redshirted

HIGH SCHOOL

- Attended The Sagemont School in Weston, Fla.
- Honorable mention All-Broward County selection in 2016 and 2017
- Led team to Florida's 4A quarterfinals as a senior

PERSONAL

- Son of Julanta Verbinkis
- Native of Lithuania who moved to the United States for high school
- Competed in 2014 U16 FIBA European Championships for Lithuania, averaging 6.0 points per game
- Born on April 2, 1998
- Name is pronounced "TOM-iss ver-BIN-skiss"





#22 Andre GUSTAVSON

6-4 | 175 | Freshman
Helsinki, Finland
Helsinki Basketball Academy

Gustavson signed with the Spiders on April 26, 2018.

HIGH SCHOOL

- Graduated from the Helsinki Basketball Academy in Helsinki, Finland
- Scored 11.4 points per game and shot 54 percent from the field in his final season while leading HBA to the regular-season title in the Finnish 1st Division
- Competed for Finland in 2018 FIBA U20 European Championships, averaging 10.0 points, 3.6 rebounds, and 2.7 assists
- Competed for Finland in 2017 FIBA U18 European Championships, averaging 12.7 points over seven games
- Scored 27 points in group stage game vs Greece, tied for the fourth-most points in a game by any player at the tournament
- Attended same school as current Chicago Bulls star Lauri Markkanen
- One of his coaches at HBA was Finnish basketball legend Hanno Mottölä ... Mottölä, who starred at Utah, was the first Finnish player in NBA history, appearing in 155 games with the Atlanta Hawks from 2000-02

PERSONAL

- Born on May 7, 1999
- Last name is pronounced "GOOS-tahv-son"



#24 Noah YATES

6-5 | 210 | Graduate Student
Point Pleasant Beach, N.J.
Yale

Yates signed with the Spiders on May 16, 2018. As a graduate transfer, he chose Richmond from a group of more than a dozen scholarship offers.

SINGLE-GAME HIGHS (AT YALE)

Points: 17, at Cornell -- 02/23/18
Rebounds: 9, Curry -- 11/19/17
Assists: 4, Cornell -- 02/10/18; at Kennesaw St -- 12/30/17
Steals: 3, at Alcorn St -- 11/22/17
Blocks: 2, Vermont -- 11/25/17
FG made: 5, South Carolina St -- 11/14/17; Mitchell -- 01/07/17
FG attempts: 8, Bryant -- 11/29/17; Curry -- 11/19/17
3FG made: 4, South Carolina St -- 11/14/17
3FG attempts: 7, Princeton -- 03/03/18; Bryant -- 11/29/17
FT made: 6, at Cornell -- 02/23/18

SENIOR (2017-18)

- Appeared in all 31 games with two starts, averaging 5.4 points and 2.9 rebounds per game
- Scored career-high 17 points in win at Cornell on February 23
- Made first career start at Kennesaw State on December 30
- Shot 38.2 percent from three-point range, the second-best rate on Yale and 13th best in the Ivy League (minimum 80 attempts)
- Made 54.3 percent of shots from the field over final nine games of season, the eighth-best rate in the Ivy League over that span

JUNIOR (2016-17)

- Appeared in 11 games, totaling 21 points and 10 rebounds
- Walked onto the team before the start of the season following two years as a tight end on Yale's football team ... On the football field, a recurring elbow injury limited him to one game during his freshman and sophomore seasons

HIGH SCHOOL

- Eight-time letter winner (three in basketball and baseball, two in football) at Point Pleasant Beach High
- Second-team All-Ocean County selection in basketball as a senior
- All-state selection in football, all-conference selection in baseball, and state champion in basketball
- Led New Jersey with nine interceptions in 2013

PERSONAL

- Son of John and Colleen
- Plans to pursue graduate degree in finance at Robins School of Business
- Born on Aug. 19, 1996

CAREER STATISTICS (AT YALE)

CAREER STATISTICS (AT FALL)																			
Season	gp-gs	min/avg	Total		3-Point		F-Throws		Rebounds		pts							Scoring	
			fg-fga	pct	fg-fga	pct	ft-ftr	pct	off	def	tot	avg	pf	fo	ast	to	blk	stl	
2016*	11-0	60/5.5	7-13	.538	4-8	.500	3-6	.500	0	10	10	0.9	6	0	3	7	2	3	
2017*	31-2	53/17.3	55-120	.458	34-89	.382	22-28	.786	21	69	90	2.9	70	1	36	31	6	20	
All*	42-2	59/14.2	62-133	.466	38-97	.392	25-34	.735	21	79	100	2.4	76	1	39	38	8	23	





#30 Keith ODDO

6-1 | 185 | Senior
Roanoke, Va.
North Cross

JUNIOR (2017-18)

- Appeared in five games, totaling six points and one assist
- Made both of his field goal attempts: a three-pointer at Rhode Island and a jumpshot at George Washington

SOPHOMORE (2016-17)

- Appeared in one game, making Spiders debut Feb. 25 at Fordham ... played two minutes and did not record any points, rebounds or field goal attempts

FRESHMAN (2015-16)

- Did not play

HIGH SCHOOL

- Averaged 13.8 ppg, 4.7 apg, 3.8 rpg and 1.3 spg in his senior season
- Helped North Cross HS to a 20-4 record as a senior, earning Team MVP honors
- Scored over 1,000 points in career, hitting 38 percent of his 3-pointers
- Two-time All-Conference First Team selection, All-Conference Second Team
- Won three regular season and three conference tournament championships, qualifying for state tournament four times

PERSONAL

- Born on June 10, 1996

SINGLE-GAME HIGHS

Points: 3, at Rhode Island -- 2/13/18
Assists: 1, at MASON -- 03/03/18
FG made: 1, at GW -- 02/21/18; at Rhode Island -- 2/13/18
FG attempts: 1, at GW -- 02/21/18; at Rhode Island -- 2/13/18
3FG made: 1, at Rhode Island -- 2/13/18
3FG attempts: 1, at Rhode Island -- 2/13/18
FT made: 1, UMass -- 02/28/18
FT attempts: 2, UMass -- 02/28/18



#31 Jordan GAITLEY

6-4 | 205 | Sophomore
Haverford, Pa.
Fordham Prep (N.Y.)

FRESHMAN (2017-18)

- Did not appear in a game

HIGH SCHOOL

- 2017 League MVP of New York's Catholic High Schools Athletic Association (CHSAA) A Division
- Averaged 20.5 points per game as a senior ... led team to CHSAA A Divisional Final
- Class A first-team All-State selection

PERSONAL

- Son of Frank and Stephanie Gaitley
- Mother Stephanie is head coach of the women's team at Fordham University and was head coach of the women's team at Richmond from 1985-91 (116-63 in 6 seasons)
- Older brother Dutch played at Temple and Monmouth and is currently Video Coordinator for the San Antonio Spurs
- Older brother D.C. played in seven games for Fordham
- Born on June 23, 1998

CAREER STATISTICS

Season	gp-gs		min/avg		Total		3-Point		F-Throws		Rebounds				Scoring							
					fg-fga	pct	fg-fga	pct	ft-fa	pct	off	def	tot	avg	pf	fo	ast	to	blk	stl	pts	avg
2016	1-0		2/2.0		0-0	.000	0-0	.000	0-0	.000	0	0	0	0.0	0	0	0	1	0	0	0	0.0
2017	5-0		13/2.6		2-2	1.000	1-1	1.000	1-2	.500	0	0	0	0.0	4	0	1	0	0	0	6	1.2
TOTAL	6-0		15/2.6		2-2	1.000	1-1	1.000	1-2	.500	0	0	0	0.0	4	0	1	1	0	0	6	1.0





#32 Julius JOHNSON

6-3 | 200 | Senior

Cocoa, Fla. (Florida Air Academy)

SINGLE-GAME HIGHS

Points: 17, Dayton -- 01/09/18
Rebounds: 8, at Bucknell -- 11/30/16
Assists: 4, at Bucknell -- 11/30/16
Steals: 3, Jacksonville State -- 11/13/17; JMU -- 12/10/17
Blocks: 2, UMBC -- 12/10/16
FG made: 5, 5 times
FG attempts: 9, at Fordham -- 01/03/18; Dayton -- 01/09/18
3FG made: 5, Dayton -- 01/09/18
3FG attempts: 9, at Fordham -- 01/03/18
FT made: 6, at GW -- 02/21/18
FT attempts: 6, at GW -- 02/21/18

JUNIOR (2017-18)

- Appeared in all 32 games, averaging 15.9 minutes per game (sixth on team)
- Scored 3.7 points per game (sixth on team) while shooting 34.3 percent from three-point range (third on team)
- Has played in 82 straight games dating back to his freshman season, the longest active streak of any Spider
- Scored 19 points (9.5 per game) in the A-10 Tournament, nearly six points above his season average

SOPHOMORE (2016-17)

- Played in all 35 games with 17 starts ... averaged 22.4 minutes per game (fifth on team)
- Scored 4.9 points and recorded 2.6 rebounds per game
- Scored career-high 16 points vs Duquesne (Jan. 28) and matched it vs Davidson on Feb. 21
- Registered career-highs in rebounds (eight) and assists (four) Nov. 30 at Bucknell

FRESHMAN (2015-16)

- Played in 26 games, averaging 8.0 minutes per game
- Scored 36 points and grabbed 22 rebounds on the season
- Scored first career points on a bucket against Stetson (11/15)
- Scored eight points with two threes in A-10 tournament win over Fordham

HIGH SCHOOL

- Led Florida Air Academy to a 21-5 record in 2014-15, advancing to the regional finals
- Scored 21 points per game and averaged four rebounds and five assists in 2014-15 season
- Earned Florida 3A All-State Second Team honors after both junior and senior seasons
- Averaged 28 points per game as a junior, leading FAA to 26-2 record
- Only second player in school history to surpass 1,000 points by junior season
- Ranked #32 in FloridaHoops.com top state players in 2015 class
- Signed NLI in early signing period of Fall 2014

PERSONAL

- Son of Katherine Jameson
- Born on April 25, 1996

CAREER STATISTICS

			Total		3-Point		F-Throws		Rebounds											Scoring	
Season	gp-gs	min/avg	fg-fga	pct	fg-fga	pct	ft-fga	pct	off	def	tot	avg	pf	fo	ast	to	blk	stl	pts	avg	
2015	26-0	207/8.0	13-46	.283	6-33	.182	4-5	.800	6	16	22	0.8	30	0	6	4	4	1	36	1.4	
2016	35-17	783/22.4	59-142	.415	26-83	.313	27-34	.794	19	71	90	2.6	88	0	34	24	5	23	171	4.9	
2017	32-0	510/15.9	39-99	.394	24-70	.343	15-19	.789	10	43	53	1.7	58	1	26	16	1	17	117	3.7	
TOTAL	93-17	1500/16.1	111-287	.387	56-186	.301	46-58	.793	35	130	165	1.8	176	1	66	44	10	41	324	3.5	



2017-18 RESULTS & STATISTICS

RECORD:	OVERALL	HOME	AWAY	NEUTRAL
ALL GAMES	12-20	6-9	4-8	2-3
CONFERENCE	9-9	5-4	4-5	0-0
NON-CONFERENCE	3-11	1-5	0-3	2-3

Player	gp-gs	min	avg	Total	3-Point	F-Throw	Rebounds			pf	dq	a	to	blk	stl	pts	avg
				fg-fga	fg%	3fg-fga	3fg%	ft-fga	ft%	off	def	tot	avg	off	def	tot	avg
GOLDEN, Grant	32-32	981	30.7	208-418	.498	22-80	.275	60-96	.625	49	166	215	6.7	79	1	69	15.6
SHEROD, Nick	32-32	1008	31.5	165-343	.481	61-156	.391	65-81	.802	31	128	159	5.0	58	0	45	14.3
BUCKINGHAM, De'Mo	30-30	951	31.7	120-274	.438	35-108	.324	91-117	.778	49	161	210	7.0	72	2	103	12.2
GILYARD, Jacob	32-32	1167	36.5	126-279	.452	58-151	.384	56-67	.836	15	54	69	2.2	56	0	130	11.4
FORE, Khwan	29-26	931	32.1	117-244	.480	11-40	.275	74-113	.655	23	69	92	3.2	64	1	77	11.0
JOHNSON, Julius	32-0	510	15.9	39-99	.394	24-70	.343	15-19	.789	10	43	53	1.7	58	1	26	3.7
STANSBURY, Solly	17-6	214	12.6	20-56	.357	4-22	.182	8-13	.615	11	17	28	1.6	30	1	12	3.1
CAYO, Nathan	32-2	405	12.7	29-66	.439	0-10	.000	16-27	.593	20	35	55	1.7	58	0	12	2.3
ODDO, Keith	5-0	13	2.6	2-2	1.000	1-1	1.000	1-2	.500	0	0	0	0.0	4	0	1	1.2
KIRBY, Joe	27-0	167	6.2	11-34	.324	5-22	.227	0-1	.000	5	12	17	0.6	13	0	9	1.0
FRIENDSHUH, Paul	22-0	84	3.8	4-8	.500	1-1	1.000	3-8	.375	4	4	8	0.4	18	0	2	0.5
MADRID-ANDREWS,	13-0	43	3.3	2-7	.286	0-3	.000	0-0	.000	1	4	5	0.4	8	0	0	0.3
Team										33	28	61				14	
Total.....	32	6474		843-1830	.461	222-664	.334	389-544	.715	251	721	972	30.4	518	6	486	71.8
Opponents.....	32	6475		882-1805	.489	236-635	.372	418-566	.739	286	821	1107	34.6	490	-	471	75.6

TEAM STATISTICS	RICHMOND	OPP	Date	Opponent	Score	Att.
SCORING	2297	2418	11/10/17	DELAWARE	L 63-76	7201
Points per game	71.8	75.6	11/13/17	JACKSONVILLE STATE	L 61-94	6805
Scoring margin	-3.8	-	11/20/17	vs UAB	W 63-50	650
ELD GOALS-ATT	843-1830	882-1805	11/21/17	vs Cincinnati	L 48-75	1400
Field goal pct	.461	.489	11/22/17	vs Louisiana	L 76-82	850
POINT FG-ATT	222-664	236-635	11/25/17	GEORGETOWN	L 76-82	7201
3-point FG pct	.334	.372	11/29/17	VERMONT	L 65-71	4615
3-pt FG made per game	6.9	7.4	12/02/17	at Wake Forest	L 53-82	6591
REE THROWS-ATT	389-544	418-566	12/6/17	at ODU	L 60-79	5390
Free throw pct	.715	.739	12/10/17	JMU	W 74-71	6524
Free Throws made per game	12.2	13.1	12/19/17	BUCKNELL	L 78-86	5501
EBOUNDS	972	1107	12/23/17	at Boston College	Lot 73-78	5538
Rebounds per game	30.4	34.6	* 12/30/17	DAVIDSON	W 69-58	6560
Rebounding margin	-4.2	-	* 01/03/18	at Fordham	Lot 65-69	1106
ASSISTS	486	471	* 01/06/18	at Saint Louis	L 62-69	7291
Assists per game	15.2	14.7	* 01/09/18	DAYTON	L 81-87	5137
TRNROVERS	373	421	* 1/13/18	GW	W 78-68	6727
Turnovers per game	11.7	13.2	* 1/17/18	at VCU	W 67-52	7637
Turnover margin	+1.5	-	* 01/20/18	LAS	W 81-74	6686
Assist/turnover ratio	1.3	1.1	* 01/24/18	at Duquesne	Wot 77-73	1786
TEALS	244	202	* 01/28/18	at Davidson	W 66-63	4412
Steals per game	7.6	6.3	* 02/03/18	MASON	L 75-79	7201
BLOCKS	77	103	* 02/07/18	VCU	W 77-76	7201
Blocks per game	2.4	3.2	* 02/10/18	at St. Bonaventure	L 88-97	5480
ATTENDANCE	97379	63587	* 2/13/18	at Rhode Island	L 67-85	7019
Home games-Avg/Game	15-6492	12-5057	* 02/17/18	SAINT LOUIS	L 66-72	7201
Neutral site-Avg/Game	-	5-580	* 02/21/18	at GW	L 77-103	2542
			* 02/24/18	SJU	L 70-72	7201
			* 02/28/18	UMASS	W 90-65	5618
			* 03/03/18	at MASON	W 93-79	5895
			03/08/18	vs Duquesne	W 81-68	0
			03/09/18	vs St. Bonaventure	L 77-83	0

* = Conference game



TV/RADIO SPEED CHART



#0 JACOB GILYARD

G | SO | 5-9 | 160 | KANSAS CITY, MO

PTS	REB	AST	STL	MIN
11.4	2.2	4.1	2.8	36.5


- Preseason A-10 All-Defensive Team (1st Spider since 2014)
- School-record 89 steals last season (6th most in D-I)
- UR freshman record 130 assists last season (9th most ever by Spider)
- 36.5 mins per game last season (3rd among D-I freshmen)
- Scored 6th-most points ever by UR freshman last season (366)
- 83.6 FT pct last season (10th best single-season rate in UR history)

CAREER HIGHS

PTS	REB
23	5
AST	STL
8	6

LAST GAME

PTS	REB
--	--
AST	STL
--	--



#2 SOULEYMANE KOUREISSI

F | FR | 6-9 | 200 | HARLEM, NY

PTS	REB	AST	STL	MIN
--	--	--	--	--


- Averaged team-high 16.3 pts, 8.5 reb at NY's Iona Prep last season
- First Team All Westchester/Putnam County selection last season
- No. 8 Class of 2018 recruit in state of NY according to 247sports.com
- Had more than a dozen D-I offers, including Big Ten & Big East schools
- Mooney: "probably as highly-rated a player as we've ever signed"
- Name is pronounced SAHL-uh-mon ker-ESS-ee

CAREER HIGHS

PTS	REB
--	--
AST	STL
--	--

LAST GAME

PTS	REB
--	--
AST	STL
--	--



#3 BRYCE SCHNEIDER

G | R-FR | 6-5 | 180 | MYRTLE BEACH, SC

PTS	REB	AST	STL	MIN
--	--	--	--	--

- Redshirted last season and battled ankle injury throughout year
- Crafty lefty with surprising athleticism is excellent rebounder for size
- Averaged 14.8 pts, 7.3 reb, 4.4 ast as a senior in high school
- Reached 2A South Carolina state title game as a senior
- Father Jeff played at Va Tech, was 5th-rd pick in 1982 NBA Draft
- Brother David was 2-time All-CAA selection at William & Mary

CAREER HIGHS

PTS	REB
--	--
AST	STL
--	--

LAST GAME

PTS	REB
--	--
AST	STL
--	--



#4 NATHAN CAYO

F | SO | 6-7 | 205 | MONTREAL, QUEBEC

PTS	REB	AST	BLK	MIN
2.3	1.7	0.4	0.4	12.


- Appeared in all 32 games last season with 2 starts
- 1 of 3 UR freshmen to start last season (most since 2006-07)
- Played 12.7 minutes per game last season (7th on team)
- Scored career-high 10 points at Fordham last season
- High riser is best dunker, best interior defender on team
- Is trilingual, also speaks French and Creole

CAREER HIGHS

PTS	REB
10	7
AST	BLK
2	1

LAST GAME

PTS	REB
--	--
AST	STL
--	--



#5 NICK SHEROD

G | JR | 6-4 | 230 | RICHMOND, VA

PTS	REB	AST	STL	MIN
14.3	5.0	1.4	1.0	31.5


- Started 48 straight games for Spiders (longest active streak)
- Increased scoring average every month last season
- Team-high 17.6 PPG in A-10 play last season (12th in conference)
- Made team-high 39.1 pct of 3-pt FGs last season
- 2016 Richmond Times-Dispatch Metro Player of the Year
- All-time leading scorer in VA high school history (2,815 points)

CAREER HIGHS

PTS	REB
32	14
AST	STL
3	3

LAST GAME

PTS	REB
--	--
AST	STL
--	--



#11 JAKE WOJCIC

G | FR | 6-4 | 185 | SAN JOSE, CA

PTS	REB	AST	STL	MIN
--	--	--	--	--

- 2-time West Coast Athletic League Player of the Year
- Scored 17 pts per game en route to league title last season
- Honorable Mention All-State selection in California last season
- Originally committed to Siena, re-opened recruitment after coaching change
- Father Dave was head coach at San Jose St from 2013-17
- Uncle Doug is former head coach at Tulsa & College of Charleston

CAREER HIGHS

PTS	REB
--	--
AST	STL
--	--

LAST GAME

PTS	REB
--	--
AST	STL
--	--



#15 MATT GRACE

F | FR | 6-9 | 210 | HAMILTON, ONTARIO

PTS	REB	AST	STL	MIN
--	--	--	--	--

- 1 of 4 members of high school senior class to sign with D-I program
- Led team to league title in Ontario Scholastic Basketball Assoc last year
- Averaged 10 pts, 7 reb during postseason tournament last year
- Former Academic All-League selection
- Passing ability from post, 3-pt range makes him good fit for UR offense
- Former hockey player

CAREER HIGHS

PTS	REB
--	--
AST	STL
--	--

LAST GAME

PTS	REB
--	--
AST	STL
--	--



#22 ANDRE GUSTAVSON

G | FR | 6-4 | 175 | HELSINKI, FINLAND

PTS	REB	AST	STL	MIN
--	--	--	--	--

- 11.4 PPG, 54% FG pct at Helsinki Basketball Academy last year
- Averaged over 10 PPG at 2017, 2018 FIBA European Championships
- Standout athlete can jump, put ball through legs, and dunk
- Attended same school as Lauri Markkanen of Chicago Bulls
- Coached at HBA by Hanno Mottola (1st Finnish player in NBA)
- Had only been to USA 3 times before official visit to Richmond

CAREER HIGHS

PTS	REB
--	--
AST	STL
--	--

LAST GAME

PTS	REB
--	--
AST	STL
--	--



#24 NOAH YATES

F | GR | 6-5 | 210 | PT PLEASANT BEACH, NJ

PTS	REB	AST	STL	MIN
5.4	2.9	1.2	0.6	17.3


- Yale graduate received a dozen D-I scholarship offers last spring
- Shot 38.2 pct from 3-pt range last year (13th in Ivy League)
- Appeared in all 31 games for Yale last year (2 starts)
- Joined Yale basketball team after playing football as FR/SO (was a TE)
- Expected to be eligible for 2019-20 season as well
- All-Conference in basketball, baseball, & football in high school

CAREER HIGHS

PTS	REB
17	9
AST	STL
4	3

LAST GAME

PTS	REB
--	--
AST	STL
--	--



#30 KEITH ODDO

G | SR | 6-1 | 185 | ROANOKE, VA

PTS	REB	AST	STL	MIN
1.2	0.0	0.2	0.0	2.6

- Appeared in five games last season, totaling 6 pts and 1 ast
- One of two seniors on team and only walk-on upperclassman
- Scored over 1,000 points in his high school career
- Veteran presence in young Spiders backcourt
- Played for 1979 NCAA Coach of the Year Bill Hodges in high school
- Dream job is to work in an NBA front office

CAREER HIGHS

PTS	REB
3	0
AST	STL
1	0

LAST GAME

PTS	REB
--	--
AST	BLK
--	--



#32 JULIUS JOHNSON

G | SR | 6-3 | 200 | COCOA, FL

PTS	REB	AST	STL	MIN
3.7	1.7	0.8	0.5	15.9

- Played in 82 straight games (longest active streak of any Spider)
- Led Spiders in scoring twice last year (at Fordham, vs Dayton)
- Streaky 3-point shooter gives Spiders depth in backcourt
- Averaged 9.5 points per game in last year's A-10 tournament
- Two-time Second Team All-State selection in Florida
- Nickname is "Wolfman" among teammates

CAREER HIGHS

PTS	REB
17	8
AST	STL
4	3

LAST GAME

PTS	REB
--	--
AST	BLK
--	--



#33 GRANT GOLDEN

F | R-SO | 6-10 | 265 | WINCHESTER, VA

PTS	REB	AST	BLK	MIN
15.6	6.7	2.2	1.2	30.7

- Preseason A-10 First Team All-Conference selection
- 1 of 3 sophomores on Preseason 1st Team All-A-10 last 10 years
- 498 points last season broke UR freshman record
- 1 of 7 freshmen in D-I to average 15.5 pts, 6 reb last season
- Named Third Team All-Conference, A-10 All-Rookie Team last season
- Received medical redshirt in 2016-17 after midseason heart procedure

CAREER HIGHS

PTS	REB
26	11
AST	BLK
5	3

LAST GAME

PTS	REB
--	--
AST	BLK
--	--

