

9 NCAA TOURNAMENTS  
6 CONFERENCE TITLES



#ONERICHMOND  
UNITED IN RED

## 2018-19 SCHEDULE

### NOVEMBER

|         |  |          |
|---------|--|----------|
| Nov. 9  | LONGWOOD (ESPN+)                             | L, 63-58 |
| Nov. 14 | ST. FRANCIS BROOKLYN (ESPN+, NBCSW)          | W, 88-66 |
| Nov. 16 | IUPUI (ESPN+, MASN)                          | W, 78-70 |
| Nov. 19 | vs Loyola-Chicago <sup>^</sup> (FS1)         | 6:30 PM  |
| Nov. 21 | vs Boston College/Wyoming <sup>^</sup> (FS1) | TBD      |
| Nov. 25 | HAMPTON (ESPN+, NBCSW)                       | 6 PM     |
| Nov. 28 | at Georgetown (CBSN)                         | 7 PM     |

### DECEMBER

|         |                                  |         |
|---------|----------------------------------|---------|
| Dec. 1  | WAKE FOREST <sup>∞</sup> (NBCSN) | 7:30 PM |
| Dec. 5  | COPPIN STATE (ESPN+, NBCSW+)     | 7 PM    |
| Dec. 15 | ORAL ROBERTS (ESPN+, NBCSW+)     | 4 PM    |
| Dec. 19 | OLD DOMINION (ESPN+, MASN)       | 7 PM    |
| Dec. 22 | vs High Point <sup>Δ</sup>       | 3 PM    |
| Dec. 29 | at South Alabama (ESPN+)         | 4 PM    |

### JANUARY

|         |                                     |          |
|---------|-------------------------------------|----------|
| Jan. 6  | at Dayton* (NBCSN)                  | 12 PM    |
| Jan. 9  | RHODE ISLAND* (ESPN+, MASN2)        | 7 PM     |
| Jan. 12 | at George Washington* (ESPN+)       | 4 PM     |
| Jan. 16 | DUQUESNE* (ESPN+, NBCSW+)           | 7 PM     |
| Jan. 19 | at Davidson* (NBCSN)                | 12:30 PM |
| Jan. 23 | at Saint Joseph's* (ESPN+, NBCSW+)  | 7 PM     |
| Jan. 26 | ST. BONAVENTURE* (ESPN+, NBCSW)     | 6 PM     |
| Jan. 30 | at Saint Louis* (ESPN+, FS MIDWEST) | 7 PM     |

### FEBRUARY

|         |                                    |      |
|---------|------------------------------------|------|
| Feb. 2  | LA SALLE* (ESPN+, MASN)            | 6 PM |
| Feb. 6  | GEORGE MASON* (ESPN+, MASN2)       | 7 PM |
| Feb. 9  | GEORGE WASHINGTON* (ESPN+, MASN)   | 7 PM |
| Feb. 13 | at VCU* <sup>#</sup> (ESPN2/ESPNU) | 7 PM |
| Feb. 20 | FORDHAM* (ESPN+, NBCSW+)           | 7 PM |
| Feb. 23 | at La Salle* (ESPN+)               | 4 PM |
| Feb. 27 | at George Mason* (ESPN+)           | 7 PM |

### MARCH

|             |                           |      |
|-------------|---------------------------|------|
| March 2     | VCU* <sup>#</sup> (CBSSN) | 4 PM |
| March 6     | at Massachusetts* (ESPN+) | 7 PM |
| March 9     | DAVIDSON* (ESPN+, NBCSW+) | 6 PM |
| March 13-17 | A-10 Championship         | TBD  |

**BOLD** indicates home game

<sup>^</sup> Fort Myers Tip-Off

<sup>∞</sup> Presented by Bank of America Merrill Lynch

<sup>Δ</sup> Holiday Hoops Fest (Washington, DC)

<sup>#</sup> Lumber Liquidators Capital City Classic

\*Atlantic 10 game

All times EST, subject to change

## Richmond SPIDERS (2-1) vs Loyola RAMBLERS (3-1)

### SPIDERS STARTERS

• Chris Mooney enters Friday's game with a record of 239-196 with the Spiders. He needs one win to pass Dick Tarrant (239-126) as the winningest coach in school history. Phil Martelli (Saint Joseph's) and Bob McKillop (Davidson) are the only other active A-10 coaches who hold their school's record for career wins by a head coach.

• Friday against IUPUI, Jacob Gilyard scored a career-high 31 points, including 27 in the second half on 10-11 shooting. He scored 14 straight points for the Spiders at one point. It was the most points scored by a Spider in a half in more than nine years, since David Gonzalez scored 29 in the second half against Temple on Jan. 31, 2009.

• Gilyard (20.3 PPG, 5.7 APG, 56.1 FG pct) is one of three players in D-I averaging at least 20 points and five assists and shooting 50 percent or better from the field this season. The others are Jeff Downtin (URI) and Nickeil Alexander-Walker (VT).

• Gilyard and Loyola's Clayton Custer are both winners of the DiRenna Award, given to the top high school basketball player in the Kansas City area. The two use the same trainer during the offseason and frequently work out together when at home.

• Prior to Monday, Richmond's last game against a team coming off a Final Four appearance was a loss to Kansas on December 18, 2012. In program history, the Spiders have three wins against teams coming off Final Four appearances, the last at Allen Fieldhouse over Kansas on January 22, 2004.

• Golden was a Preseason First Team All-Conference pick in the Atlantic 10. He's just the fourth Spider named to the team under Mooney (T.J. Cline - 2016, Kendall Anthony - 2014, Kevin Anderson - 2009, 2010) and the third sophomore from any school to be named to the team in the last 10 years (2018 - Kellan Grady, Davidson; 2014 - DeAndre' Bemby, Saint Joseph's).

• Gilyard was a Preseason All-Defensive Team pick in the Atlantic 10. He's the third Spider named to the team under Mooney (Alonzo Nelson-Ododa - 2013-2014, Kevin Anderson - 2010) and he and George Washington's Terry Nolan are the first sophomores on the A-10's Preseason All-Defensive Team since Rhode Island's Hassan Martin in 2014.

### WITH A WIN ...

• Coach Mooney (239-196) would pass Dick Tarrant (239-126) for the most wins by a head coach in Spiders history.

• The Spiders would have their fourth win over a team coming off a Final Four appearance and first since 2004 (Kansas).

• Richmond would have three straight non-conference wins for the first time since 2015.

• The Spiders would have a winning record through four games for the 11th time in 14 seasons under Chris Mooney.

### THE MATCHUP



Head Coach: Chris Mooney  
School Record: 239-196  
Career DI Record: 257-208  
Career vs Opponent: 0-0



Head Coach: Porter Moser  
School Record: 124-112  
Career DI Record: 229-213  
Career vs Opponent: 0-0

Meetings: 0

Leader: --

Current Streak: --

UR at home: --

Robins Center: --

UR on road: --

At neutral site: --

1st Meeting: --

Last Meeting: --



FS1

PxP: Brandon Gaudin Analyst: Bob Wenzel



PxP: Bob Black Analyst: Matt Smith

### FOLLOW



@SpiderMBB



@SpiderMBB



Richmond Spiders Men's Basketball



RichmondSpiders.com

## ABOUT UR BASKETBALL

### University Information

Location..... University of Richmond, VA 23173  
 Founded..... 1830  
 Enrollment..... 3,036  
 Nickname..... Spiders  
 School Colors..... Red and Blue  
 Arena..... Robins Center  
 Opened..... 1972  
 Capacity..... 7,201  
 President..... Dr. Ronald A. Crutcher (Miami (OH), 1969)  
 Athletics Director..... John Hardt (Iowa, 1984)

### Team Information

Conference..... Atlantic 10  
 2017-18 Record..... 12-20  
 A10 Record (Finish)..... 9-9 (T-5th)  
 Letterwinners Returning/Lost..... 10/7  
 Starters Returning/Lost..... 3/2  
 Newcomers..... 6

### Program History


First Season of Men's Basketball..... 1913-14  
 All-Time Record Entering 2018-19..... 1,375-1,195  
 NCAA Appearances..... 9  
 ..... ('84, '86, '88, '90, '91, '98, '04, '10, '11)  
 NCAA Tournament Record..... 8-9  
 NIT Record (Appearances)..... 10-9 (9)  
 Atlantic 10 Tournament Championships..... 1 (2011)

### Coaching and Support Staff

Head Coach..... Chris Mooney, 14th season  
 Alma Mater, Year..... Princeton, 1994  
 Associate Head Coach..... Rob Jones  
 ..... (Toccoa Falls, '01), 14th Season  
 Associate Head Coach..... Marcus Jenkins  
 ..... (Air Force '04), 4th Season  
 Assistant Coach..... Kim Lewis  
 ..... (Tulane '94), 8th Season  
 Director of Basketball Operations..... Steve Thomas  
 ..... (Rowan '06), 4th Season  
 Director of Basketball Operations..... Mark McGonigal  
 ..... (Richmond '09), 3rd Season  
 Video Coordinator..... Will Gipe  
 ..... (Virginia Tech '14), 3rd Season  
 Athletic Trainer..... Adam Smith (Delaware '99)  
 Strength Coach..... Jason DeMayo (Cortland '02)

### Athletic Public Relations

Web Site..... RichmondSpiders.com  
 Athletic Department Phone..... 804-289-8363  
 Athletic Department Fax..... 804-287-1919  
 Men's Basketball Contact..... Jason Vida  
 Office Phone..... 804-289-8320  
 Cell Phone..... 267-566-2130  
 Email..... jvida@richmond.edu  
 Twitter..... @SpiderMBB  
 Instagram..... @SpiderMBB



## RICHMOND ROSTER

| No. | Name                 | Pos. | Ht.  | Wt. | Year  | Hometown (High School/Previous School)                 |
|-----|----------------------|------|------|-----|-------|--|
| 0   | Jacob Gilyard        | G    | 5-9  | 160 | So.   | Kansas City, Mo. (The Barstow School)                  |
| 1   | Blake Francis*       | G    | 6-0  | 165 | Jr.   | Herndon, Va. (Westfield/Wagner)                        |
| 2   | Souleymane Koureissi | F    | 6-9  | 200 | Fr.   | Harlem, N.Y. (Iona Prep)                               |
| 3   | Bryce Schneider      | G    | 6-5  | 180 | R-Fr. | Myrtle Beach, S.C. (Christian Academy of Myrtle Beach) |
| 4   | Nathan Cayo          | F    | 6-7  | 205 | So.   | Montreal, Quebec (College Jean De Brebeuf)             |
| 5   | Nick Sherod          | G    | 6-4  | 230 | Jr.   | Richmond, Va. (St. Christopher's)                      |
| 10  | Sullivan Kulju       | F    | 6-6  | 220 | So.   | New Berlin, Wisc. (Eisenhower)                         |
| 11  | Jake Wojcik          | G    | 6-4  | 185 | Fr.   | San Jose, Calif. (Bellarmine College Prep)             |
| 15  | Matt Grace           | F    | 6-9  | 210 | Fr.   | Hamilton, Ontario (TRC Academy)                        |
| 21  | Tomas Verbinskis     | F    | 6-7  | 210 | R-Fr. | Klaipeda, Lithuania (Sagemont (Fla.))                  |
| 22  | Andre Gustavson      | G    | 6-4  | 175 | Fr.   | Helsinki, Finland (Helsinki Basketball Academy)        |
| 24  | Noah Yates           | F    | 6-5  | 210 | Gr.   | Point Pleasant Beach, N.J. (Point Pleasant Beach/Yale) |
| 30  | Keith Oddo           | G    | 6-1  | 185 | Sr.   | Roanoke, Va. (North Cross)                             |
| 31  | Jordan Gaitley       | G    | 6-4  | 205 | So.   | Haverford, Pa. (Fordham Prep (N.Y.))                   |
| 32  | Julius Johnson       | G    | 6-3  | 200 | Sr.   | Cocoa, Fla. (Florida Air Academy)                      |
| 33  | Grant Golden         | F    | 6-10 | 265 | R-So. | Winchester, Va. (St. James (Md.))                      |

\* Will sit out 2018-19 season due to NCAA transfer regulations

### PRONUNCIATIONS

|                      |                        |
|----------------------|------------------------|
| Nathan Cayo          | CAY-oh                 |
| Jacob Gilyard        | GILL-yerd              |
| Andre Gustavson      | GOOS-tahv-sun          |
| Souleymane Koureissi | SAHL-uh-mon ker-ESS-ee |
| Sullivan Kulju       | COOL-you               |
| Nick Sherod          | sure-ROD               |
| Tomas Verbinskis     | TOM-iss ver-BIN-skiss  |
| Jake Wojcik          | WOJ-ick                |

### Breakdown BY CLASS

Freshmen (6): Grace, Gustavson, Koureissi, Schneider, Verbinskis, Wojcik  
 Sophomores (5): Cayo, Gaitley, Gilyard, Golden, Kulju  
 Juniors (2): Francis, Sherod  
 Seniors (2): Johnson, Oddo  
 Graduate Students (1): Yates

### Breakdown BY STATE

California (1): Wojcik  
 CANADA (2): Cayo, Grace  
 FINLAND (1): Gustavson  
 Florida (2): Johnson, Verbinskis  
 Missouri (1): Gilyard  
 New Jersey (1): Yates  
 New York (1): Koureissi  
 Pennsylvania (1): Gaitley  
 South Carolina (1): Schneider  
 Virginia (4): Francis, Golden, Oddo, Sherod  
 Wisconsin (1): Kulju



## THE BIG PICTURE

## The Spiders System

Over his 14 seasons at Richmond, Coach Mooney's offense has evolved into a system that embodies the concept of "basketball without positions."

While shorter players will begin most possessions further away from the basket and taller players will begin most possessions on the wing or in the paint, they will rarely end up anywhere near where they started.

On each possession, every player on the court is equally as likely to handle the ball, shoot a three, cut back door, or set up on the low block. The Spiders offense places a premium on passing, cutting, and outside shooting, and Richmond's coaches focus on developing those skills in each Spider.

While Richmond's was primarily known as a half-court team earlier in Coach Mooney's tenure, the Spiders have adapted a faster, more up-tempo attack in recent seasons. Richmond has averaged over 70 points per game each of the last three years -- the only seasons they've scored over 70 points per game during Chris Mooney's tenure.

Two additional feature of the Spiders offense are a focus on taking care of the ball and a propensity for easy baskets that lead to a high shooting percentage. Over the previous 10 seasons (2008-09 through 2017-18), Richmond ranked 11th in Division I in turnovers per game (11.1) and 22nd in assist-to-turnover ratio (1.2). Over the previous three seasons (2015-16 through 2017-18), Richmond shot 47.1 percent from field -- the highest rate in the A-10.

## Top of the Conference

In the first 13 seasons of the Chris Mooney era, the Spiders have been one of the most successful programs in the Atlantic 10, ranking near the top of the conference in wins, postseason appearances, and attendance.

Richmond A-10 Ranks Under Chris Mooney  
2005-06 to 2017-18

|                            |        | Rank  |
|----------------------------|--------|-------|
| Total wins                 | 237    | T-3rd |
| A-10 wins                  | 118    | 2nd   |
| Top-25 wins                | 13     | 2nd   |
| 3-pt FG                    | 3,104  | 1st   |
| Steals                     | 2,926  | 1st   |
| All-Conf/All-Rookie Awards | 28     | 2nd   |
| Postseason appearances     | 7      | T-2nd |
| Total attendance           | 1.137M | 4th   |

## Rate of Return

While only 6 of the 16 Spiders appeared in a game at UR last season, Richmond returns two-thirds of its scoring from 2017-18, including three of its four leading scorers.

The Spiders returners from 2017-18 combined to shoot better from the field (47% to 44%), 3-point line (36% to 29%), and FT line (73% to 70%) than players who didn't return to the Spiders this season.

## Richmond Production Last Season

|          | Returning | Departed |
|----------|-----------|----------|
| Minutes  | 63%       | 37%      |
| Points   | 66%       | 34%      |
| Rebounds | 60%       | 40%      |
| Assists  | 58%       | 42%      |
| Steals   | 68%       | 32%      |
| Blocks   | 74%       | 26%      |
| 3-pt FG  | 75%       | 25%      |

## Underclassmen Everywhere

Of the Spiders 13 scholarship players, nine are freshmen or sophomores. (Cayo, Gilyard, Golden are sophomores; Grace, Gustavson, Koureissi, Schneider, Verbinskis, Wojcik are freshmen.) Richmond is scheduled to return 12 of their 13 scholarship players next season, all except senior Julius Johnson.

Richmond started a junior, three sophomores, and a freshman in its season opener. It was the second straight season the Spiders didn't start a senior in their season opener after having at least one senior start in every season opener from 2000 to 2016. The last time the Spiders started a senior in any game was the final game of the 2016-17 season at TCU in the NIT Quarterfinals.

## Preseason Predictions

At the A-10's media day in October, Grant Golden was named Preseason First Team All-Conference and Jacob Gilyard was named to the Preseason All-Defensive Team.

Golden is the fourth Spider to earn Preseason First Team All-A-10 Honors under Chris Mooney (T.J. Cline - 2016, Kendall Anthony - 2014), Kevin Anderson - 2009 & 2010) and one of just three sophomores selected to the team in the last 10 years.

Named Preseason 1st Team All-Atlantic 10  
Sophomores Last 10 Years

|      |                                |
|------|--------------------------------|
| 2018 | Grant Golden, Richmond         |
| 2018 | Kellan Grady, Davidson         |
| 2014 | DeAndre' Bemby, Saint Joseph's |

Gilyard is the third Spider named to the A-10's Preseason All-Defensive Team under Mooney, joining Alonzo Nelson-Ododa (2013 & 2014) and Kevin Anderson (2010). This year, Gilyard and George Washington's Terry Nolan became the first sophomores named Preseason All-Defense in the A-10 since Rhode Island's

## RICHMOND RECORD WHEN

|                           | Overall | Atlantic 10 |
|---------------------------|---------|-------------|
| Scores 60 or more         | 2-0     | --          |
| Scores 70 or more         | 2-0     | --          |
| Scores 80 or more         | 1-0     | --          |
| Scores under 60           | 0-1     | --          |
| Allows under 60           | --      | --          |
| Allows under 70           | 1-1     | --          |
| Allows over 70            | 1-0     | --          |
| Decided by 5 or less      | 0-1     | --          |
| Leading/tied, 5 min left  | 2-1     | --          |
| Trailing, 5 min left      | --      | --          |
| Leading/tied, half        | 1-0     | --          |
| Trailing, half            | 1-1     | --          |
| Higher FG pct             | 2-0     | --          |
| Lower FG pct              | 0-1     | --          |
| Shooting over 40 pct, FG  | 2-0     | --          |
| Shooting over 50 pct, FG  | 2-0     | --          |
| Shooting under 40 pct, FG | 0-1     | --          |
| Outrebound opponent       | 1-0     | --          |
| Outrebounded by opponent  | 1-1     | --          |
| Fewer/same turnovers      | 2-1     | --          |
| More turnovers            | --      | --          |
| More/same assists         | 1-0     | --          |
| Fewer assists             | 1-1     | --          |
| Day                       | 1-0     | --          |
| Night                     | 1-1     | --          |
| White jersey              | 2-0     | --          |
| Blue jersey               | --      | --          |
| Red jersey                | 0-1     | --          |
| Wins Tip                  | 1-0     | --          |
| Loses Tip                 | 1-1     | --          |

## LAST TIME...

## TEAM

Ranked in Top 25: AP No. 21 (2011 Final Poll)  
 Defeated Top 10 Team: 11/27/10 | #8 Purdue, 65-54  
 Defeated Top 10 Team, Home: 11/29/86 | #6 Ga. Tech, 67-62  
 Defeated Top 10 Team, Away: 1/22/04 | #10 Kansas, 69-68  
 Defeated Top 25 Team, Home: 2/25/15 | #22 VCU, 67-63  
 Defeated Top 25 Team, Away: 1/31/15 | #14 VCU, 64-55  
 Defeated Top 25 Team, Neutral: 11/27/15 | #14 Cal, 94-90  
 Won By 50+: 12/3/79 | vs. Bluefield, 132-69 (63 pts)  
 Scored 90+: 2/28/18 | vs. UMass, 90-65  
 Scored 100+: 1/28/17 | vs. Duquesne, 101-90  
 Allowed Less Than 50: 2/25/17 | at Fordham, 70-48  
 Allowed Less Than 40: 11/12/10 | vs. Southern, W 79-37  
 Shot Over 60% FG: 11/14/18 | vs St. Francis Brooklyn, W 88-66 (62.1)  
 Held Opp Under 35% FG: 1/17/18 | at VCU, W 67-52 (34.4)  
 Allowed Fewer 10 pts, half: 11/23/10 | vs. Southern, W 81-40 (9)  
 Made 15+ 3PT FG: 3/1/17 | at UMass, W 75-64 (15)  
 Made 0 3PT FG: 1/25/16 | vs. Davidson, L 78-70 (0-15)  
 45+ FT Attempts: 2/6/93 | vs. UNCW, W 91-69 (47)  
 Made 35+ FT: 2/6/93 | vs. UNCW, W 91-69 (36)  
 50+ Rebounds: 11/17/03 | vs. MVSU, W 62-46 (53)  
 25+ Assists: 2/28/18 | vs. UMass, W 90-65 (27)  
 15+ Blocks: 1/13/10 | vs. UMass, W 70-63 (17, SR)  
 15+ Steals: 11/18/12 | at Minn, L 72-57 (15)  
 3 or fewer turnovers: 3/14/13 | vs. Charlotte, L 68-63 (3)

## INDIVIDUAL

6+ players in double digit scoring: 3/18/15 | vs. SFBK, W 84-74  
 3 players, 20+ pts: 1/17/15 vs. Davidson (Kendall Anthony 25 T.J. Cline 23 Terry Allen 21)  
 2 players, 25+ pts: 1/28/17 vs. Duquesne (T.J. Cline 34 ShawnDre' Jones 30)  
 Scored 50+ pts: Bob McCurdy (53) vs. Appalachian State, 2/26/75  
 Scored 40-49: Bob McCurdy (46) vs. West Virginia, 2/17/75  
 Scored 35-39: T.J. Cline (36) vs. Dayton, 3/1/16  
 Scored 30-34: Jacob Gilyard (31) vs. IUPUI, 11/16/18  
 Scored 25-29: Khwan Fore (25) vs St. Bonaventure, 3/9/18  
 Made 6+ 3PT FG: ShawnDre' Jones (6) at UMass, 3/1/17  
 Made 15+ FT: Terry Allen (17) vs. Cal, 11/27/15  
 Had 25+ Rebounds: George Grodzicki (25) vs. GW, 12/6/61  
 Had 15+ Rebounds: DeMonte Buckingham (16) at Fordham, 1/3/18  
 Two players w/ 10+ reb: Sherod (11), Golden (10) vs GMU, 2/3/18  
 Had 15+ assists: Greg Beckwith (16) vs. Navy, 2/25/86  
 Had 10+ assists: Khwan Fore (12) at Fordham, 2/25/17  
 Had 5+ steals: Jake Wojcik (5) vs St. Francis Brooklyn, 11/14/18  
 Had 10+ blocks: Darrius Garrett (14) vs. UMass, 1/13/10 (SR)  
 2 players with double-double: Nick Sherod (32 pts, 11 reb) & Grant Golden (10 pts, 10 reb), vs GMU 2/3/18  
 Triple-Double: T.J. Cline (19 pts 11 reb 12 assists) vs. SLU, 3/4/17





Hassan Martin in 2014.

As a team, the Spiders were picked 10th in the preseason poll. Richmond has finished no lower than ninth in the A-10 in each of the last 11 seasons.

## Home Bodies

The Spiders will play 17 regular-season home games in 2018-19, one shy of the program record. In 1954-55, the Spiders played 18 regular-season games at home, the first four at Benedictine Gym and the final 14 at Richmond Arena, their home before the Robins Center. Richmond will play 11 regular-season away games.

## TV Time

Of the Spiders 17 regular-season home games, 14 will be televised regionally on either MASN or NBC Sports Washington and two will be broadcast nationally: Wake Forest (NBCSN) and VCU (CBSSN). 15 home games will be streamed on ESPN+ as part of the Atlantic 10's new multi-year agreement with ESPN.

All home regional and ESPN+ broadcasts will be produced by Richmond's SpiderTV. For the 36th straight season, Bob Black will handle play-by-play duties for the Spiders and Richmond Athletics Hall of Famer Greg Beckwith, the program's all-time leader in assists and steals, will provide analysis.

At least nine of the Spiders 31 regular-season home games will be on national television.

## Family Business

Several Spiders have family members who participated in college athletics.

Jake Wojcik's father Dave was head coach at San Jose State from 2013-17 and has 19 seasons of college coaching experience. He played collegiately at Loyola (Md.). Wojcik's uncle Doug is a former head coach of both Tulsa (2005-12) and College of Charleston (2012-14) and played at Navy, where he was an All-CAA performer and teammate of Basketball Hall-of-Famer David Robinson.

Junior Nick Sherod is the son of E.J. Sherod who played basketball at ODU. Nick's grandfather, Edmund, was a Hall-of-Famer at VCU before playing for the New York Knicks.

Bryce Schneider's brother David was a two-time All-CAA selection at William & Mary who finished his career as sixth-leading scorer in school history. His father Jeff averaged 14.3 points per game as a senior at Virginia Tech in 1981-82 and was drafted by the Houston Rockets.

Jacob Gilyard's father Rodney is a member of Ottawa University's Athletics Hall of Fame and graduated as the school's all-time leader in assists and steals in 1992.

Grant Golden's father played at Fairfield University and he had two grandfathers that played collegiate football.

Sophomore Jordan Gaitley is the son of Stephanie Gaitley, currently the head coach of the women's basketball team at Fordham University and the head coach of Richmond's women's team from 1985-91, when she amassed a 116-63 record over six seasons at the Robins Center. Gaitley also has two older brothers who played collegiately. His

oldest brother Dutch is currently the Video Coordinator for the San Antonio Spurs.

Junior Blake Francis' father Carl attended Virginia Union University and played linebacker for four seasons. He is currently the Director of Communications for the NFL Player's Association. Also in Francis' family:

- Brother Branden played football at Liberty from 2010-13
- Cousin Tyler Thornton played basketball at Duke from 2010-14
- Cousin Marques Hagans started at QB for Virginia from 2004-05 and played in 10 NFL games after being selected in the 2006 NFL Draft

## RICHMOND IN OVERTIME

**All-Time Record:** 75-51  
**2017-18 OT Record:** 1-2  
**Last OT Game:** W at Duquesne, 77-73, 1/24/18  
**Last OT Win:** W at Duquesne, 77-73, 1/24/18  
**Last OT Loss:** L at Fordham, 69-65, 1/3/18  
**Double OT Record:** 10-10  
**Last 2OT Game:** W at GW, 98-90, 1/28/16  
**Triple OT Record:** 8-1  
**Last 3OT Game:** L, vs. Saint Louis, 85-72, 2/8/09  
**Home OT Record:** 44-18  
**Last Home OT Game:** L vs. VCU, 94-89, 1/16/16  
**Road OT Record:** 22-30  
**Last Road OT Game:** W at Duquesne, 77-73, 1/24/18  
**Neutral OT Record:** 8-3  
**Last Neutral OT Game:** L vs. VCU, 87-77, 3/11/17

## MISCELLANEOUS STATS

### Double-Figure Scoring Games

| Name           | Career | Last                 |
|----------------|--------|----------------------|
| Nick Sherod    | 39     | 22 (IUPUI, 11/16/18) |
| Grant Golden   | 29     | 18 (IUPUI, 11/16/18) |
| Jacob Gilyard  | 26     | 31 (IUPUI, 11/16/18) |
| Julius Johnson | 10     | 11 (DUQ, 3/8/18)     |
| Nathan Cayo    | 2      | 15 (SFBK, 11/14/18)  |

### Double-Figure Rebounding Games

| Name         | Career | Last                 |
|--------------|--------|----------------------|
| Grant Golden | 6      | 10 (IUPUI, 11/16/18) |
| Nick Sherod  | 2      | 11 (GMU, 2/3/18)     |

### Double-Doubles

| Name         | Career | Last                     |
|--------------|--------|--------------------------|
| Grant Golden | 6      | 18 pts 10 reb (11/16/18) |
| Nick Sherod  | 2      | 32 pts 11 reb (2/3/18)   |

### 20-Point Games

| Name          | Career | Last                 |
|---------------|--------|----------------------|
| Grant Golden  | 11     | 20 (SFBK, 11/14/18)  |
| Nick Sherod   | 9      | 22 (IUPUI, 11/16/18) |
| Jacob Gilyard | 3      | 31 (IUPUI, 11/16/18) |

## UNIVERSITY OF RICHMOND FACTS

**Ranked 25th among "Best Liberal Arts Colleges"**  
*(US News & World Report)*

*According to the Princeton Review:*

- **No. 3 "Best-Run" college in the country**
- **Ranked 8th for "Most Beautiful Campus"**
- **Ranked 5th for "Best Classroom Experience"**
- **Ranked 10th for "Quality of Life"**
- **Ranked 10th for Best Athletic Facilities**

**Robins Business School ranked 27th in nation**  
*(Poets & Quants)*

**8:1 faculty-staff ratio; two-thirds of classes have fewer than 20 students**

**University endowment valued at more than \$2.37 billion**

**Founded in 1830, sixth oldest school in Virginia**

## SPIDER BITES

### DREAM JOBS

Nearly half of this year's Spiders say their dream job involves basketball. However, Noah Yates would love to work for a hedge fund, Sullivan Kulju wants to be an actor, and Nick Sherod would like to have his own radio show.

### WHEN 2 G'S AREN'T ENOUGH

Grant Golden's full name is Grant Gary Golden. He was given his middle name in honor of his grandfather.

### WHEN 2 LANGUAGES AREN'T ENOUGH

Three Spiders are trilingual. Nathan Cayo speaks English, French, and Creole. Tomas Verbinskis is fluent in English, Lithuanian, and Russian. Andre Gustavson speaks English, Finnish, and Russian.

### COMING FOR MICHELANGELO

Jacob Gilyard wanted to be a ninja growing up. His favorite Christmas gift as a child was a pair of toy nunchucks.

### NO MIS-STEAKS

Steak is the favorite food of both Julius Johnson and Jake Wojcik. Philadelphia-area native Jordan Gaitley is even more specific. His favorite food is a cheesesteak from Geno's in South Philadelphia.

### PLAYLIST CHAMPION

Drake dominates the playlists on Spiders phones, with more than half the roster saying they have more songs by Drake on their phones than any other artist.

### WORLD WIDE

Nick Sherod traveled with a group of other Spider student-athletes to the U.A.E. and South Africa during the offseason. As a result of his trip, he decided to pursue an independent study with professor Dr. Laura Browder focused on South African protest literature.

### GRAB BAG

- Julius Johnson writes with his left hand but shoots with his right.
- Nick Sherod claims to be an expert Uno player.
- Keith Oddo's high school coach was Bill Hodges, the 1979 NCAA Coach of the Year at Indiana St.



## ROBINS CENTER


Built in 1972 through the generosity of the E. Claiborne Robins family, the Robins Center underwent a \$17 million renovation in 2013 that transformed it into the one of the premier college basketball arenas in the nation.

In 2017-18, Richmond averaged 6,492 fans per game, its most since the 1992-93 season when capacity at the arena was over 9,000. Today, the arena has a capacity of 7,201. The Spiders average attendance last year was third-highest in the Atlantic 10 and the second-highest in Division I among institutions with a total enrollment under 5,000 students, trailing only Providence. **Of the 93 Division I men's basketball teams to average at least 6,000 fans last season, none represented a school with a smaller total enrollment than Richmond.**

The Robins Center complex houses the University's athletic squads and serves as the showplace for University of Richmond basketball. Renovations to the lower level of the building in 2018 resulted in the creation of the Blandford-Everett Student-Athlete Performance Center, which provides Richmond's student-athletes with the latest strength and conditioning equipment, access to a nutrition fueling center, and a state-of-the-art sports medicine facility.

In addition to sporting and recreational activities, the Robins Center annually serves as the site or Richmond's commencement exercises and also provides a forum for countless other educational and cultural events.

The eyes of the world were focused on the Robins Center in 1992, when one of that year's Presidential debates was held in the Center's main arena. In 2011, President Obama delivered an economic address to a capacity crowd.



- Capacity: 7,201
  - Season: 47th (opened in December 1972)
  - All-Time Record: 440-209
  - 2017-18 Avg Attendance: 6,492 (highest in 25 years)
- Sellouts in 2017-18: Six
- Record For Home Wins, Season: 16, 2014-15

## QUEALLY ATHLETICS CENTER

The Queally Athletics Center will be the new home for Richmond's men's and women's basketball, providing a designated practice facility and much more to the Spiders..

Sports medicine and nutritional facilities, along with an athletic training room with hydrotherapy, will ensure the health and well-being of student-athletes. Strength and conditioning areas, including a full-sized practice gym, coaches offices and team locker rooms will help athletes compete at maximum performance levels. A new Academic Support Center will be located in the renovated Millhiser Gymnasium to ensure that student-athletes have access to the resources they need to maintain progress toward their educational goals. A Spider Heritage Hall will engage fans and alumni in celebration of the proud tradition of University of Richmond athletics.

The facility is named for 1986 alumni Paul and Anne-Marie Queally, longtime supporters of the University of Richmond who contributed a \$7.5 million lead gift to launch the fundraising efforts for the new center.

Preliminary work on the site began in September with building construction scheduled to begin in spring 2019 and conclude in the fall of 2020.

The site will also be home to Richmond's new student Well-Being Center, which will house all campus health care services in addition to providing facilities for wellness education and nutrition services.



## SPIDERS IN THE PROS

20 different players to play for Chris Mooney at Richmond have gone on to play professionally, including at least one from 11 of his 13 graduating classes.

Former A-10 Player of the Year T.J. Cline currently stars for Hapoel Halon in Israel's Premier League, where he frequently faces off against former Spider teammate Terry Allen, who plays for Ironi Nahariya.

While at least 10 former Spiders have played professionally in international leagues over the last year, many Richmond athletes have found positions in the NBA.

2011 graduate Justin Harper, the 32nd overall pick in the 2011 NBA Draft, appeared in three games for the Philadelphia 76ers during the 2016-17 season. Harper has also played for the Pistons and Magic during his NBA career.

He and Cline both played in the NBA Summer League in Las Vegas this year, Harper as a member of the New York Knicks and Cline with the Milwaukee Bucks.

2011 graduate Dan Geriot current serves as an assistant coach for the Cleveland Cavaliers. In 2016, Geriot was a video coordinator with the team when the Cavaliers won the franchise's only NBA championship.

Curtis Blair, who graduated from Richmond in 1992 and remains ninth on the Spiders all-time scoring list, is a referee in the NBA.

1990 graduate Kenny Atkinson is in his third season as the head coach of the Brooklyn Nets in 2018-19. Chris Fleming, a member of UR's class of 1993, is an assistant coach on Atkinson's staff.

## SPIDER BASKETBALL FACTS

- 9 NCAA Tournament Appearances
- 6 Conference Championships
- 8 NCAA Tournament Wins/2 Sweet Sixteens
- Smallest school (3,036 undergraduate enrollment) to make NCAA Sweet 16 since Davidson in 2008
- 20 Professional Players under Chris Mooney
- 13 Wins over Top 25 since 2008
- 21 Wins over Power-5 schools under Mooney





# 2018-19 GAME-BY-GAME COMPARISON

| Opponent | 1st   | 2nd   | Score | Mar | Total FG    | FG Pct    | 3-Pointers | 3FG Pct   | Free Throws | FT Pct    | Rebounds   | Assist | T/Over | Block | Steal | Fouls |
|----------|-------|-------|-------|-----|-------------|-----------|------------|-----------|-------------|-----------|------------|--------|--------|-------|-------|-------|
| LONGWOOD | 33/34 | 25/29 | 58-63 | (5) | 23-60/24-52 | .383/.462 | 6-26/7-25  | .231/.280 | 6-16/8-13   | .375/.615 | 31/41 (10) | 9/10   | 14/20  | 3/4   | 10/7  | 13/18 |
| SFBKM    | 48/35 | 40/31 | 88-66 | +22 | 36-58/25-64 | .621/.391 | 7-18/9-29  | .389/.310 | 9-13/7-8    | .692/.875 | 33/32 +1   | 17/8   | 9/10   | 1/1   | 9/4   | 11/13 |
| IUPUI    | 29/30 | 49/40 | 78-70 | +8  | 26-50/28-54 | .520/.519 | 6-17/7-20  | .353/.350 | 20-29/7-14  | .690/.500 | 26/34 (8)  | 12/13  | 12/15  | 5/4   | 11/8  | 13/19 |

Note: Game totals are displayed in the format TEAM/OPPONENT for each category

# 2018-19 GAME-BY-GAME SPECIALTY STATISTICS

| Opponent     | T/O  | 2ndCh | Paint | FastB | Bench | Ties | Leads | WL | Score | Leads overcome          |
|--------------|------|-------|-------|-------|-------|------|-------|----|-------|-------------------------|
| Longwood     | 17   | 5     | 22    | 4     | 3     | 0    | 3     | L  | 58-63 | lost 8 2nd-11:57        |
| SFBKM        | 15   | 8     | 58    | 21    | 8     | 1    | 3     | W  | 88-66 | trailed by 2 1st-18:37  |
| IUPUI        | 18   | 2     | 38    | 11    | 0     | 1    | 2     | W  | 78-70 | trailed by 13 1st-05:55 |
| Totals       | 50   | 15    | 118   | 36    | 11    | 2    | 8     |    |       |                         |
| Average/Game | 16.7 | 5.0   | 39.3  | 12.0  | 3.7   | 0.7  | 2.7   |    |       |                         |
| Opponent     | 45   | 25    | 100   | 32    | 39    | 5    | 7     |    |       |                         |
| Average/Game | 15.0 | 8.3   | 33.3  | 10.7  | 13.0  | 1.7  | 2.3   |    |       |                         |

# 2018-19 POINTS-REBOUNDS-ASSISTS

| Opponent | Date     | Score | 00         | 02         | 03         | 04         | 05         | 11         | 15         |
|----------|----------|-------|------------|------------|------------|------------|------------|------------|------------|
|          |          |       | GILYARD,JA | KOUREISSI, | SCHNEIDER, | CAYO,NATHA | SHEROD,NIC | WOJCIK,JAK | GRACE,MATT |
| LONGWOOD | 11/09/18 | 58-63 | L 15-3-5   | DNP        | DNP        | 8-4-1      | 11-7-1     | 7-4-1      | 0-0-0      |
| SFBKM    | 11/14/18 | 88-66 | w 15-1-6   | 3-1-0      | 0-0-0      | 15-6-2     | 22-6-1     | 8-8-5      | 3-1-0      |
| IUPUI    | 11/16/18 | 78-70 | w 31-3-6   | DNP        | DNP        | 3-2-0      | 22-4-2     | 4-1-0      | DNP        |
|          |          |       | 22         | 24         | 30         | 32         | 33         |            |            |
|          |          |       | GUSTAVSON, | YATES,NOAH | ODDO,KEITH | JOHNSON,JU | GOLDEN,GRA |            |            |
| LONGWOOD | 11/09/18 | 58-63 | L 0-0-0    | 0-1-0      | 0-0-0      | 3-3-0      | 14-6-1     |            |            |
| SFBKM    | 11/14/18 | 88-66 | w 0-1-0    | 2-2-0      | 0-0-0      | 0-1-1      | 20-4-2     |            |            |
| IUPUI    | 11/16/18 | 78-70 | w DNP      | 0-3-0      | DNP        | 0-0-0      | 18-10-4    |            |            |

# 2018-19 GAME-BY-GAME LEADERS

| Opponent | Date     | Score | Points           | Rebounds        | Assists         | Steals          | Blocked shots    |
|----------|----------|-------|------------------|-----------------|-----------------|-----------------|------------------|
| LONGWOOD | 11/09/18 | 58-63 | 15-GILYARD,Jacob | 7-SHEROD,Nick   | 5-GILYARD,Jacob | 6-GILYARD,Jacob | 3-GOLDEN,Grant   |
| SFBKM    | 11/14/18 | 88-66 | 22-SHEROD,Nick   | 8-WOJCIK,Jake   | 6-GILYARD,Jacob | 5-WOJCIK,Jake   | 1-JOHNSON,Julius |
| IUPUI    | 11/16/18 | 78-70 | 31-GILYARD,Jacob | 10-GOLDEN,Grant | 6-GILYARD,Jacob | 2-WOJCIK,Jake   | 4-CAYO,Nathan    |
|          |          |       |                  |                 |                 | GILYARD,Jacob   |                  |
|          |          |       |                  |                 |                 | Yates,Noah      |                  |
|          |          |       |                  |                 |                 | SHEROD,Nick     |                  |

## THE OPPONENT: LOYOLA

### SCOUTING REPORT

The Ramblers carry a 3-1 record into Monday's matchup, with wins over UMKC, Niagara, and Grambling and a loss to Furman.

Like the Spiders, the Ramblers have a guard, wing, and post player leading the team in scoring in Clayton Custer (14.8 PPG), Cameron Krutwig (14.0 PPG), and Marques Townes (13.5 PPG).

The point guard matchup, Custer vs Jacob Gilyard, will pit two friends and former winners of Kansas City's DiRenna Award against each other. Down low it will be a battle between arguably the top two mid-major sophomore big men in D-I, Krutwig and Grant Golden.

### TEAM STATISTICS

|                        | RICH   | LUC     |
|------------------------|--------|---------|
| SCORING                | 224    | 289     |
| Points per game        | 74.7   | 72.2    |
| Scoring margin         | +8.3   | +14.5   |
| FIELD GOALS-ATT        | 85-168 | 105-210 |
| Field goal pct         | .506   | .500    |
| 3 POINT FG-ATT         | 19-61  | 23-77   |
| 3-point FG pct         | .311   | .299    |
| 3-pt FG made per game  | 6.3    | 5.8     |
| FREE THROWS-ATT        | 35-58  | 56-93   |
| Free throw pct         | .603   | .602    |
| F-Throws made per game | 11.7   | 14.0    |
| REBOUNDS               | 90     | 157     |
| Rebounds per game      | 30.0   | 39.2    |
| Rebounding margin      | -5.7   | +3.8    |
| ASSISTS                | 38     | 60      |
| Assists per game       | 12.7   | 15.0    |
| TURNOVERS              | 35     | 52      |
| Turnovers per game     | 11.7   | 13.0    |
| Turnover margin        | +3.3   | +0.5    |
| Assist/turnover ratio  | 1.1    | 1.2     |
| STEALS                 | 30     | 32      |
| Steals per game        | 10.0   | 8.0     |
| BLOCKS                 | 9      | 21      |
| Blocks per game        | 3.0    | 5.3     |

## ALONG CAME A SPIDER

Four years ago, Richmond made history as it became the first D-I college basketball program to bring a live spider onto the court before games. Nicknamed "Tarrant" after UR's Hall of Fame coach, the live tarantula has grown to almost five inches in full length. She's a Venezuelan blue tarantula with a diet of crickets and has a perch from the scorer's table during pregame and behind the home bench during play. A number of national media outlets covered her unveiling, while NCAA.com recently named her college basketball's scariest mascot in honor of Halloween.



# 2018-19 SINGLE-GAME HIGHS

|                          |             |                                       |
|--------------------------|-------------|---------------------------------------|
| Points                   | 31          | GILYARD, Jacob vs IUPUI (11/16/18)    |
|                          | 22          | SHEROD, Nick vs IUPUI (11/16/18)      |
|                          | 22          | SHEROD, Nick vs SFBKM (11/14/18)      |
|                          | 20          | GOLDEN, Grant vs SFBKM (11/14/18)     |
|                          | 18          | GOLDEN, Grant vs IUPUI (11/16/18)     |
| Field Goals Made         | 12          | GILYARD, Jacob vs IUPUI (11/16/18)    |
|                          | 9           | GOLDEN, Grant vs SFBKM (11/14/18)     |
|                          | 9           | SHEROD, Nick vs SFBKM (11/14/18)      |
| Field Goal Att.          | 16          | GILYARD, Jacob vs IUPUI (11/16/18)    |
|                          | 15          | GOLDEN, Grant vs IUPUI (11/16/18)     |
| FG Pct (min 5 made)      | .857 (6-7)  | CAYO, Nathan vs SFBKM (11/14/18)      |
|                          | .818 (9-11) | SHEROD, Nick vs SFBKM (11/14/18)      |
| 3-Point FG Made          | 3           | SHEROD, Nick vs IUPUI (11/16/18)      |
|                          | 3           | GILYARD, Jacob vs IUPUI (11/16/18)    |
|                          | 3           | SHEROD, Nick vs SFBKM (11/14/18)      |
|                          | 3           | GILYARD, Jacob vs Longwood (11/09/18) |
| 3-Point FG Att.          | 10          | GILYARD, Jacob vs Longwood (11/09/18) |
|                          | 6           | WOJCIK, Jake vs SFBKM (11/14/18)      |
| 3-Pt FG Pct (min 2 made) | 1.000 (3-3) | SHEROD, Nick vs SFBKM (11/14/18)      |
|                          | .600 (3-5)  | GILYARD, Jacob vs IUPUI (11/16/18)    |
|                          | .600 (3-5)  | SHEROD, Nick vs IUPUI (11/16/18)      |
| Free Throws Made         | 6           | GOLDEN, Grant vs IUPUI (11/16/18)     |
|                          | 5           | SHEROD, Nick vs IUPUI (11/16/18)      |
| Free Throw Att.          | 9           | GOLDEN, Grant vs Longwood (11/09/18)  |
|                          | 8           | SHEROD, Nick vs IUPUI (11/16/18)      |
|                          | 8           | GOLDEN, Grant vs IUPUI (11/16/18)     |
| FT Pct (min 3 made)      | 1.000 (4-4) | WOJCIK, Jake vs IUPUI (11/16/18)      |
|                          | .750 (6-8)  | GOLDEN, Grant vs IUPUI (11/16/18)     |
|                          | .750 (3-4)  | CAYO, Nathan vs SFBKM (11/14/18)      |
| Rebounds                 | 10          | GOLDEN, Grant vs IUPUI (11/16/18)     |
|                          | 8           | WOJCIK, Jake vs SFBKM (11/14/18)      |
| Assists                  | 6           | GILYARD, Jacob vs IUPUI (11/16/18)    |
|                          | 6           | GILYARD, Jacob vs SFBKM (11/14/18)    |
| Steals                   | 6           | GILYARD, Jacob vs Longwood (11/09/18) |
|                          | 5           | WOJCIK, Jake vs SFBKM (11/14/18)      |
| Blocked Shots            | 4           | CAYO, Nathan vs IUPUI (11/16/18)      |
|                          | 3           | GOLDEN, Grant vs Longwood (11/09/18)  |
| Turnovers                | 5           | GILYARD, Jacob vs IUPUI (11/16/18)    |
|                          | 4           | GILYARD, Jacob vs Longwood (11/09/18) |
|                          | 4           | GOLDEN, Grant vs Longwood (11/09/18)  |
| Fouls                    | 4           | CAYO, Nathan vs IUPUI (11/16/18)      |
|                          | 3           | GOLDEN, Grant vs IUPUI (11/16/18)     |
|                          | 3           | WOJCIK, Jake vs SFBKM (11/14/18)      |
|                          | 3           | JOHNSON, Julius vs SFBKM (11/14/18)   |
|                          | 3           | GILYARD, Jacob vs Longwood (11/09/18) |
|                          | 3           | CAYO, Nathan vs Longwood (11/09/18)   |
| Minutes                  | 40          | GILYARD, Jacob vs IUPUI (11/16/18)    |
|                          | 37          | SHEROD, Nick vs IUPUI (11/16/18)      |
|                          | 35          | GILYARD, Jacob vs Longwood (11/09/18) |
|                          | 35          | SHEROD, Nick vs Longwood (11/09/18)   |
|                          | 34          | GILYARD, Jacob vs SFBKM (11/14/18)    |
|                          | 34          | SHEROD, Nick vs SFBKM (11/14/18)      |



## 2018-19 BOX SCORES

Official Basketball Box Score -- Game Totals -- Final Statistics

Longwood vs RICHMOND

11/09/18 7:00 pm at

Longwood 63 • 2-0

| #   | Player            | Total  | 3-Ptr  | Rebounds | PF  | TP  | A   | TO | Blk | Stl | Min |    |   |     |    |
|---|-------------------|--------|--------|----------|-----|-----|-----|----|-----|-----|-----|----|---|-----|----|
|   |                   | FG-FGA | FG-FGA | FT-FTA   | Off | Def | Tot |    |     |     |     |    |   |     |    |
| 05  | Pernell ADGEI     | f      | 1-2    | 0-0      | 0-0 | 0   | 5   | 5  | 4   | 2   | 1   | 0  | 1 | 1   | 13 |
| 20  | CINTRON, Jordan   | f      | 2-4    | 0-0      | 1-3 | 1   | 6   | 7  | 2   | 5   | 0   | 2  | 0 | 1   | 31 |
| 21  | SMITH, JaShaun    | f      | 5-10   | 2-5      | 0-0 | 0   | 2   | 2  | 3   | 12  | 1   | 2  | 0 | 1   | 31 |
| 01  | WALTON, Isaiah    | g      | 9-15   | 1-3      | 4-6 | 1   | 11  | 12 | 2   | 23  | 4   | 10 | 0 | 3   | 38 |
| 03  | PHILLIPS, Lorenzo | g      | 4-12   | 3-11     | 2-2 | 0   | 2   | 2  | 2   | 13  | 2   | 3  | 0 | 1   | 35 |
| 11  | FLOOD, Seán       |        | 0-4    | 0-4      | 0-0 | 0   | 3   | 3  | 1   | 0   | 2   | 3  | 1 | 0   | 21 |
| 13  | FRANKLIN, Spencer |        | 1-2    | 0-0      | 1-2 | 2   | 4   | 6  | 4   | 3   | 0   | 0  | 2 | 0   | 19 |
| 23  | OKAFOR, Gus       |        | 2-3    | 1-2      | 0-0 | 0   | 1   | 1  | 0   | 5   | 0   | 0  | 0 | 0   | 12 |
|   | Team              |        |        |          | 1   | 2   | 3   |    |     |     |     |    |   |     |    |
|   | Totals            | 24-52  | 7-25   | 8-13     | 5   | 36  | 41  | 18 | 63  | 10  | 20  | 4  | 7 | 200 |    |
| FG % 1st Half: 15-29 51.7% 2nd half: 9-23 39.1% Game: 24-52 46.2% Deadball Rebounds 3 |                   |        |        |          |     |     |     |    |     |     |     |    |   |     |    |
| 3FG % 1st Half: 4-14 28.6% 2nd half: 3-11 27.3% Game: 7-25 28.0%                      |                   |        |        |          |     |     |     |    |     |     |     |    |   |     |    |
| FT % 1st Half: 0-0 0.0% 2nd half: 8-13 61.5% Game: 8-13 61.5%                         |                   |        |        |          |     |     |     |    |     |     |     |    |   |     |    |

RICHMOND 58 • 0-1

| #  | Player           | Total  | 3-Ptr  | Rebounds | PF  | TP  | A   | TO | Blk | Stl | Min |   |    |     |    |
|--|------------------|--------|--------|----------|-----|-----|-----|----|-----|-----|-----|---|----|-----|----|
|  |                  | FG-FGA | FG-FGA | FT-FTA   | Off | Def | Tot |    |     |     |     |   |    |     |    |
| 33   | GOLDEN, Grant    | f      | 5-13   | 0-1      | 4-9 | 0   | 6   | 6  | 1   | 14  | 1   | 4 | 3  | 0   | 29 |
| 00   | GILYARD, Jacob   | g      | 5-13   | 3-10     | 2-4 | 1   | 2   | 3  | 3   | 15  | 5   | 4 | 0  | 6   | 35 |
| 05   | SHEROD, Nick     | g      | 5-13   | 1-5      | 0-1 | 1   | 6   | 7  | 2   | 11  | 1   | 3 | 0  | 1   | 35 |
| 11   | WOJCIK, Jake     | g      | 3-7    | 1-4      | 0-0 | 2   | 2   | 4  | 2   | 7   | 1   | 0 | 0  | 2   | 29 |
| 04   | CAYO, Nathan     | *      | 4-7    | 0-0      | 0-2 | 2   | 2   | 4  | 3   | 8   | 1   | 1 | 0  | 0   | 33 |
| 15   | GRACE, Matt      |        | 0-1    | 0-1      | 0-0 | 0   | 0   | 0  | 0   | 0   | 0   | 0 | 0  | 0   | 4  |
| 22   | GUSTAVSON, Andre |        | 0-0    | 0-0      | 0-0 | 0   | 0   | 0  | 0   | 0   | 0   | 1 | 0  | 0   | 2  |
| 24   | YATES, Noah      |        | 0-1    | 0-1      | 0-0 | 0   | 1   | 1  | 0   | 0   | 0   | 1 | 0  | 1   | 13 |
| 30   | ODDO, Keith      |        | 0-0    | 0-0      | 0-0 | 0   | 0   | 0  | 0   | 0   | 0   | 0 | 0  | 0   | 3  |
| 32   | JOHNSON, Julius  |        | 1-5    | 1-4      | 0-0 | 0   | 3   | 3  | 2   | 3   | 0   | 0 | 0  | 0   | 16 |
|  | Team             |        |        |          | 0   | 3   | 3   |    |     |     |     |   |    |     |    |
|  | Totals           | 23-60  | 6-26   | 6-16     | 6   | 25  | 31  | 13 | 58  | 9   | 14  | 3 | 10 | 199 |    |
| FG % 1st Half: 13-28 46.4% 2nd half: 10-32 31.3% Game: 23-60 38.3% Deadball Rebounds 5 |                  |        |        |          |     |     |     |    |     |     |     |   |    |     |    |
| 3FG % 1st Half: 4-13 30.8% 2nd half: 2-13 15.4% Game: 6-26 23.1%                       |                  |        |        |          |     |     |     |    |     |     |     |   |    |     |    |
| FT % 1st Half: 3-8 37.5% 2nd half: 3-8 37.5% Game: 6-16 37.5%                          |                  |        |        |          |     |     |     |    |     |     |     |   |    |     |    |

Officials:

Technical fouls: Longwood-None. RICHMOND-None.

Attendance: 6717

2018-19 Men's Basketball. Round: 0. Longwood vs Richmond. Played at .

| Score by periods | 1st | 2nd | Total |  |  |  |  |  |  |  |  |  |  |  |  |
|------------------|-----|-----|-------|--|--|--|--|--|--|--|--|--|--|--|--|
| Longwood         | 34  | 29  | 63    |  |  |  |  |  |  |  |  |  |  |  |  |
| RICHMOND         | 33  | 25  | 58    |  |  |  |  |  |  |  |  |  |  |  |  |

Last FG - LWU 2nd-01:10, RICH 2nd-05:30.

Largest lead - LWU by 10 1st-03:16, RICH by 8 2nd-11:57.

LWU led for 15:26. RICH led for 19:07. Game was tied for 05:27.

Score tied - 3 times.

Lead changed - 6 times.

Official Basketball Box Score -- Game Totals -- Final Statistics

SFBKM vs RICHMOND

11/14/18 11:00 am at Robins Center (Richmond, VA)

SFBKM 66 • 1-2

| #  | Player             | f | Total  |        | 3-Ptr  |     | Rebounds |     |    | PF | TP | A  | TO | Blk | Stl | Min |
|----|--------------------|---|--------|--------|--------|-----|----------|-----|----|----|----|----|----|-----|-----|-----|
|    |                    |   | FG-FGA | FG-FGA | FT-FTA | Off | Def      | Tot |    |    |    |    |    |     |     |     |
| 05 | Evans, Yaradyah    | f | 2-5    | 2-5    | 2-2    | 0   | 6        | 6   | 1  | 8  | 0  | 1  | 0  | 0   | 0   | 26  |
| 20 | Johnson, Cori      | c | 1-5    | 1-1    | 0-0    | 2   | 0        | 2   | 3  | 3  | 2  | 0  | 0  | 0   | 0   | 13  |
| 02 | Hurley, Rosel      | g | 6-10   | 0-1    | 2-2    | 5   | 1        | 6   | 2  | 14 | 2  | 2  | 0  | 1   | 1   | 22  |
| 10 | Sanabria, Glenn    | g | 6-12   | 2-5    | 0-0    | 1   | 5        | 6   | 1  | 14 | 3  | 1  | 0  | 1   | 33  |     |
| 14 | Jordan, Jalen      | g | 5-13   | 3-10   | 1-2    | 0   | 2        | 2   | 0  | 14 | 0  | 2  | 0  | 1   | 30  |     |
| 04 | Hawkins, Chauncey  |   | 1-10   | 0-4    | 2-2    | 1   | 1        | 2   | 2  | 4  | 0  | 1  | 0  | 1   | 24  |     |
| 13 | Williams, Keon     |   | 1-2    | 1-2    | 0-0    | 0   | 3        | 3   | 1  | 3  | 1  | 1  | 0  | 0   | 19  |     |
| 33 | Celen, Deniz       |   | 2-5    | 0-0    | 0-0    | 2   | 1        | 3   | 2  | 4  | 0  | 1  | 0  | 0   | 19  |     |
| 40 | Beckford, Bryant   |   | 0-0    | 0-0    | 0-0    | 0   | 0        | 0   | 1  | 0  | 0  | 0  | 0  | 0   | 2   |     |
| 41 | Rohlehr, Christian |   | 1-1    | 0-0    | 0-0    | 1   | 1        | 2   | 0  | 2  | 0  | 1  | 1  | 0   | 8   |     |
| 45 | Williams, Jordan   |   | 0-1    | 0-1    | 0-0    | 0   | 0        | 0   | 0  | 0  | 0  | 0  | 0  | 0   | 4   |     |
|    | Team               |   |        |        |        | 0   | 0        | 0   |    |    |    |    |    |     |     |     |
|    | Totals             |   | 25-64  | 9-29   | 7-8    | 12  | 20       | 32  | 13 | 66 | 8  | 10 | 1  | 4   | 200 |     |

FG % 1st Half: 13-29 44.8% 2nd half: 12-35 34.3% Game: 25-64 39.1% Deadball Rebounds 1

3FG % 1st Half: 5-14 35.7% 2nd half: 4-15 26.7% Game: 9-29 31.0%

FT % 1st Half: 4-4 100.0 2nd half: 3-4 75.0% Game: 7-8 87.5%

RICHMOND 88 • 1-1

| #  | Player               | f | Total  |        | 3-Ptr  |     | Rebounds |     |    | PF | TP | A | TO | Blk | Stl | Min |
|----|----------------------|---|--------|--------|--------|-----|----------|-----|----|----|----|---|----|-----|-----|-----|
|    |                      |   | FG-FGA | FG-FGA | FT-FTA | Off | Def      | Tot |    |    |    |   |    |     |     |     |
| 33 | GOLDEN, Grant        | f | 9-12   | 0-1    | 2-4    | 0   | 4        | 4   | 1  | 20 | 2  | 2 | 0  | 0   | 0   | 29  |
| 00 | GILYARD, Jacob       | g | 6-12   | 1-4    | 2-2    | 0   | 1        | 1   | 1  | 15 | 6  | 1 | 0  | 0   | 0   | 34  |
| 05 | SHEROD, Nick         | g | 9-11   | 3-3    | 1-1    | 2   | 4        | 6   | 0  | 22 | 1  | 3 | 0  | 4   | 34  |     |
| 11 | WOJCIK, Jake         | g | 3-9    | 2-6    | 0-0    | 0   | 8        | 8   | 3  | 8  | 5  | 1 | 0  | 5   | 29  |     |
| 04 | CAYO, Nathan         | * | 6-7    | 0-0    | 3-4    | 1   | 5        | 6   | 2  | 15 | 2  | 0 | 0  | 0   | 31  |     |
| 02 | KOUREISSI, Souleyman |   | 1-1    | 0-0    | 1-1    | 1   | 0        | 1   | 0  | 3  | 0  | 0 | 0  | 0   | 3   |     |
| 03 | SCHNEIDER, Bryce     |   | 0-0    | 0-0    | 0-0    | 0   | 0        | 0   | 0  | 0  | 0  | 0 | 0  | 0   | 2   |     |
| 15 | GRACE, Matt          |   | 1-1    | 1-1    | 0-1    | 1   | 0        | 1   | 1  | 3  | 0  | 0 | 0  | 0   | 10  |     |
| 22 | GUSTAVSON, Andre     |   | 0-0    | 0-0    | 0-0    | 0   | 1        | 1   | 0  | 0  | 0  | 1 | 0  | 0   | 3   |     |
| 24 | Yates, Noah          |   | 1-3    | 0-2    | 0-0    | 0   | 2        | 2   | 0  | 2  | 0  | 0 | 0  | 0   | 12  |     |
| 30 | ODDO, Keith          |   | 0-1    | 0-0    | 0-0    | 0   | 0        | 0   | 0  | 0  | 0  | 0 | 0  | 0   | 2   |     |
| 32 | JOHNSON, Julius      |   | 0-1    | 0-1    | 0-0    | 0   | 1        | 1   | 3  | 0  | 1  | 0 | 1  | 0   | 11  |     |
|    | Team                 |   |        |        |        | 1   | 1        | 2   |    |    | 1  |   |    |     |     |     |
|    | Totals               |   | 36-58  | 7-18   | 9-13   | 6   | 27       | 33  | 11 | 88 | 17 | 9 | 1  | 9   | 200 |     |

FG % 1st Half: 20-30 66.7% 2nd half: 16-28 57.1% Game: 36-58 62.1% Deadball Rebounds 0

3FG % 1st Half: 5-10 50.0% 2nd half: 2-8 25.0% Game: 7-18 38.9%

FT % 1st Half: 3-5 60.0% 2nd half: 6-8 75.0% Game: 9-13 69.2%

Officials: Roger Ayers, Leslie Jones, Keith Kimble

Technical fouls: SFBKM-None. RICHMOND-None.

Attendance: 6851

2018-19 Men's Basketball. Round: 0. Richmond vs St. Francis Brooklyn. Played at

| Score by periods | 1st | 2nd | Total |
|------------------|-----|-----|-------|
| SFBKM            | 35  | 31  | 66    |
| RICHMOND         | 48  | 40  | 88    |

Last FG - SFBKM 2nd-01:11, RICH 2nd-00:41.

Largest lead - SFBKM by 2 1st-18:37, RICH by 23 2nd-03:32.

SFBKM led for 01:43. RICH led for 36:13. Game was tied for 02:04.

Score tied - 3 times.

Lead changed - 6 times.

| Official Basketball Box Score -- Game Totals -- Final Statistics   |                   |   |        |                 |        |       |             |     |       |                    |             |            |              |              |          |     |     |
|--|-------------------|---|--------|-----------------|--------|-------|-------------|-----|-------|--------------------|-------------|------------|--------------|--------------|----------|-----|-----|
| IUPUI vs RICHMOND  |                   |   |        |                 |        |       |             |     |       |                    |             |            |              |              |          |     |     |
| 11/16/18 7:00 pm at  |                   |   |        |                 |        |       |             |     |       |                    |             |            |              |              |          |     |     |
| IUPUI 70 • 2-1   |                   |   |        |                 |        |       |             |     |       |                    |             |            |              |              |          |     |     |
| #  | Player            |   | Total  |                 | 3-Ptr  |       | Rebounds    |     |       |                    | PF          | TP         | A            | TO           | Blk      | Stl | Min |
|  |                   |   | FG-FGA | FG-FGA          | FT-FTA | Off   | Def         | Tot |       |                    |             |            |              |              |          |     |     |
| 24   | Evan Hall         | f | 5-7    | 0-0             | 3-6    | 2     | 3           | 5   | 2     | 13                 | 2           | 3          | 2            | 0            | 0        | 27  |     |
| 32   | Elyjah Goss       | f | 3-7    | 1-2             | 1-2    | 0     | 6           | 6   | 2     | 8                  | 1           | 1          | 2            | 2            | 2        |     |     |
| 05   | Camron Justice    | g | 5-11   | 3-7             | 1-2    | 0     | 1           | 1   | 5     | 14                 | 2           | 3          | 0            | 1            | 35       |     |     |
| 22   | D.J. McCall       | g | 5-6    | 0-0             | 1-2    | 2     | 4           | 6   | 4     | 11                 | 1           | 2          | 0            | 1            | 30       |     |     |
| 23   | Grant Weatherford | g | 3-4    | 0-0             | 0-0    | 2     | 1           | 3   | 1     | 6                  | 3           | 0          | 0            | 1            | 24       |     |     |
| 00   | MINNETT, Jaylen   |   | 4-12   | 2-8             | 0-0    | 1     | 3           | 4   | 1     | 10                 | 3           | 1          | 0            | 2            | 26       |     |     |
| 04   | Jack Hansen       |   | 0-1    | 0-1             | 0-0    | 0     | 2           | 2   | 1     | 0                  | 1           | 0          | 1            | 0            | 12       |     |     |
| 10   | Nick Rogers       |   | 3-5    | 1-2             | 0-0    | 0     | 1           | 1   | 1     | 7                  | 1           | 0          | 0            | 0            | 15       |     |     |
| 15   | Ahmed Ismail      |   | 0-1    | 0-0             | 1-2    | 0     | 2           | 2   | 2     | 1                  | 0           | 3          | 0            | 0            | 12       |     |     |
|  | Team              |   |        |                 |        | 1     | 3           | 4   |       |                    |             | 1          |              |              |          |     |     |
| Totals   |                   |   | 28-54  | 7-20            | 7-14   | 8     | 26          | 34  | 19    | 70                 | 13          | 15         | 4            | 8            | 202      |     |     |
| FG % 1st Half: 12-25   |                   |   | 48.0%  | 2nd half: 16-29 |        | 55.2% | Game: 28-54 |     | 51.9% | Deadball Rebound 3 |             |            |              |              |          |     |     |
| 3FG % 1st Half: 4-9  |                   |   | 44.4%  | 2nd half: 3-11  |        | 27.3% | Game: 7-20  |     | 35.0% |                    |             |            |              |              |          |     |     |
| FT % 1st Half: 2-4   |                   |   | 50.0%  | 2nd half: 5-10  |        | 50.0% | Game: 7-14  |     | 50.0% |                    |             |            |              |              |          |     |     |
| RICHMOND 78 • 1-1  |                   |   |        |                 |        |       |             |     |       |                    |             |            |              |              |          |     |     |
| #  | Player            |   | Total  |                 | 3-Ptr  |       | Rebounds    |     |       |                    | PF          | TP         | A            | TO           | Blk      | Stl | Min |
|  |                   |   | FG-FGA | FG-FGA          | FT-FTA | Off   | Def         | Tot |       |                    |             |            |              |              |          |     |     |
| 33   | GOLDEN,Grant      | f | 6-15   | 0-3             | 6-8    | 1     | 9           | 10  | 3     | 18                 | 4           | 1          | 0            | 1            | 33       |     |     |
| 00   | GILYARD,Jacob     | g | 12-16  | 3-5             | 4-7    | 0     | 3           | 3   | 1     | 31                 | 6           | 5          | 0            | 2            | 40       |     |     |
| 05   | SHEROD,Nick       | g | 7-13   | 3-5             | 5-8    | 1     | 3           | 4   | 2     | 22                 | 2           | 1          | 0            | 2            | 37       |     |     |
| 11   | WOJCIK,Jake       | g | 0-3    | 0-2             | 4-4    | 0     | 1           | 1   | 2     | 4                  | 0           | 1          | 0            | 2            | 25       |     |     |
| 04   | CAYO,Nathan       | * | 1-1    | 0-0             | 1-2    | 0     | 2           | 2   | 4     | 3                  | 0           | 2          | 4            | 1            | 31       |     |     |
| 24   | Yates,Noah        |   | 0-1    | 0-1             | 0-0    | 0     | 3           | 3   | 1     | 0                  | 1           | 1          | 1            | 2            | 18       |     |     |
| 32   | JOHNSON,Julius    |   | 0-1    | 0-1             | 0-0    | 0     | 0           | 0   | 0     | 0                  | 0           | 1          | 0            | 1            | 16       |     |     |
|  | Team              |   |        |                 |        | 2     | 1           | 3   |       |                    |             |            |              |              |          |     |     |
| Totals   |                   |   | 26-50  | 6-17            | 20-29  | 4     | 22          | 26  | 13    | 78                 | 12          | 12         | 5            | 11           | 200      |     |     |
| FG % 1st Half: 12-27   |                   |   | 44.4%  | 2nd half: 14-23 |        | 60.9% | Game: 26-50 |     | 52.0% | Deadball Rebound 3 |             |            |              |              |          |     |     |
| 3FG % 1st Half: 2-11   |                   |   | 18.2%  | 2nd half: 4-6   |        | 66.7% | Game: 6-17  |     | 35.3% |                    |             |            |              |              |          |     |     |
| FT % 1st Half: 3-5   |                   |   | 60.0%  | 2nd half: 17-24 |        | 70.8% | Game: 20-29 |     | 69.0% |                    |             |            |              |              |          |     |     |
| Officials: Andy Nagy,Olandis Poole,Evon Burroughs                  |                   |   |        |                 |        |       |             |     |       |                    |             |            |              |              |          |     |     |
| Technical fouls: IUPUI-None. RICHMOND-None.                        |                   |   |        |                 |        |       |             |     |       |                    |             |            |              |              |          |     |     |
| Attendance: 5015   |                   |   |        |                 |        |       |             |     |       |                    |             |            |              |              |          |     |     |
| 2018-19 Men's Basketball, Round: 0. IUPUI vs Richmond. Played at . |                   |   |        |                 |        |       |             |     |       |                    |             |            |              |              |          |     |     |
| Score by periods   |                   |   | 1st    | 2nd             | Total  |       |             |     |       | Points IUPUI RICH  | In Paint 38 | Off T/O 18 | 2nd Chance 7 | Fast Break 8 | Bench 18 |     |     |
| IUPUI  |                   |   | 30     | 40              | 70     |       |             |     |       |                    |             |            |              |              |          |     |     |
| RICHMOND   |                   |   | 29     | 49              | 78     |       |             |     |       |                    |             |            |              |              | 0        |     |     |
| Last FG - IUPUI 2nd-00:28, RICH 2nd-02:38.                         |                   |   |        |                 |        |       |             |     |       |                    |             |            |              |              |          |     |     |
| Largest lead - IUPUI by 13 1st-05:55, RICH by 14 2nd-02:09.        |                   |   |        |                 |        |       |             |     |       |                    |             |            |              |              |          |     |     |
| IUPUI led for 23:25. RICH led for 15:54. Game was tied for 00:41.  |                   |   |        |                 |        |       |             |     |       |                    |             |            |              |              |          |     |     |
| Score tied - 1 time.   |                   |   |        |                 |        |       |             |     |       |                    |             |            |              |              |          |     |     |
| Lead changed - 3 times.  |                   |   |        |                 |        |       |             |     |       |                    |             |            |              |              |          |     |     |





# CHRIS MOONEY

HEAD COACH  
14th SEASON  
PRINCETON, 1994

Chris Mooney has compiled a 237-195 record in his first 13 seasons as the head coach of the Spiders and enters the 2018-19 season three wins shy of becoming the winningest coach in Richmond history.

Hired by Richmond prior to the 2005-06 season, Mooney is the third longest-tenured coach in the Atlantic 10, trailing only Bob McKillop (Davidson) and Phil Martelli (Saint Joseph's). Mooney ranks fifth all-time in conference history in both A-10 wins by a head coach (118) and overall wins by an A-10 head coach (237).

Mooney has led the Spiders to seven postseason appearances in the last 11 seasons. Under Mooney, the Spiders made trips to the NCAA tournament in 2010 and 2011 and trips to the NIT Quarterfinals in 2015 and 2017. Mooney's Spiders made national headlines en route to the Sweet 16 in 2011, knocking off five-seed Vanderbilt and Morehead State in the process. Richmond finished both the 2010 and 2011 seasons ranked in the top 25.

Richmond has averaged 20.0 wins over the previous 10 seasons and is 99-69 in Atlantic 10 play during that span, the second most wins in the conference behind Dayton.

Few teams have had as much success against ranked opponents as the Spiders under Mooney. Richmond has won 13 games vs teams ranked in the AP Top 25 under Mooney, including 12 in the previous 10 seasons, best of any A-10 school. During that span (2008-09 to 2017-18), Richmond is 12-14 vs ranked teams, the 15th-best winning percentage (.462) of any Division I team vs top-25 teams.

Mooney's teams have always excelled on their home court, winning 72 percent of the time at the Robins Center over the last 10 seasons. The Spiders average attendance of 6,492 in 2017-18 ranked third among A-10 schools and was the highest at the Robins Center since 1992-93, when the building's capacity was nearly 2,000 more than it is today. Among all Division I schools with a total enrollment under 5,000 students, Richmond ranked second in average attendance in 2017-18, trailing only Providence (9,548).

Mooney was named the Sporting News Atlantic 10 Coach of the Year in 2010, while also being selected as a finalist for the Jim Phelan National Coach of the Year Award. That same year, he won Richmond's Voice of the University Award, given to a faculty or staff member for being a voice that represents the University of Richmond in a positive manner to the wider community. Also in 2010, Richmond Style Weekly tabbed him for the 40 Under 40 list, spotlighting UR's community involvement with homelessness, Special Olympics, Arthritis Foundation, and the ASK Foundation for Childhood Cancer Research. For the last five years, Mooney has headlined the Coaches' Cookoff which raises money for Max's Positive Vibe Cafe, a non-profit dedicated to training and employing people with learning disabilities.

20 of Mooney's former players have gone on to play professionally overseas, including at least one from 11 of his 13 graduating classes.

In 2017-18, Mooney oversaw the development of one of the nation's youngest teams. With a junior, two sophomores, and two freshmen in the starting lineup, Richmond was without a senior starter for the first time

since 1999-2000. Facing one of the 25 most difficult out-of-conference schedules in Division I, the Spiders entered A-10 play with a 2-10 record. But Richmond exceeded expectations in the league, finishing tied for fifth with a 9-9 record that included a pair of wins against crosstown rival VCU and a 2-0 mark against eventual league champion Davidson. Following a 3-13 start, Richmond went 9-7 over the final two months of the season. Grant Golden set the program record for points by a freshman and was named All-Rookie and Third-Team All-Conference by the A-10. Fellow freshman Jacob Gilyard broke Richmond's single-season steals record and finished with the most steals by any D-I freshman since 2012-13 (Marcus Smart). Gilyard also set the school record for assists by a freshman and finished tied for sixth on UR's freshman points list. 77 percent of Richmond's points were scored by freshmen or sophomores, one of the highest rates for any program in Division I.

In 2016-17, the Spiders swept the two major Atlantic 10 awards, with senior T.J. Cline winning A-10 Player of the Year and freshman De'Monte Buckingham earning Rookie of the Year honors. It was just the third time one school swept the awards in A-10 history. Cline recorded the first triple-doubles in school history en route to a season that saw him rank top 10 in points, rebounds, and assists in the single-season record book. UR rebounded from a 6-6 start to finish third in A-10 play and earn an NIT bid where the Spiders won games at Alabama and home vs Oakland.

In 2014-15, Richmond finished the regular season on a six-game winning streak, and was one of the "Last Four Out" of the NCAA Tournament at-large field, thereby securing the No. 1 seed and home-court advantage in the NIT, where they would reach the tournament's quarterfinals. Senior Kendall Anthony wrapped up a career that saw him break the school's all-time three-pointers record and earn All-Atlantic 10 First Team, NABC All-District First Team and VaSID All-State First Team honors in 2015.

2009-10 and 2010-11 are remembered as two of the top seasons in Spider basketball history. In the spring of 2010, Richmond earned its first NCAA at-large bid since 2004, garnering a seven seed before falling in the first round of the tournament. Mooney was named the 2010 Sporting News Atlantic 10 Coach of the Year, and was a finalist for the 2010 Jim Phelan National Coach of the Year award. The Spiders finished the season ranked 24th nationally.

In 2011, Richmond defeated Dayton in the A-10 Championship to earn Mooney's first conference championship, the Spiders first and only league title since Richmond joined the Atlantic 10 in 2001.

That team would go on to the second Sweet 16 in program history by downing Vanderbilt and Morehead State in the NCAA Denver Subregional. While the Spiders run came to an end at the hands of Kansas in San Antonio, Richmond finished 29-8, set a school record for wins, and finished no. 21 in the coaches poll.

During those years, the Spiders were led by Kevin Anderson, a 2010 AP All-American Honorable Mention selection and the 2010 Atlantic 10 Player of the Year. Anderson (2007-11) finished his career as the second-leading scorer in school history.

## Mooney File

### COACHING HONORS

2010 Sporting News Atlantic 10 Coach of the Year  
2010 Jim Phelan National Coach of the Year Finalist

### POSTSEASON ACCOMPLISHMENTS

2017 NIT Quarterfinals  
2015 NIT Quarterfinals  
2013 CBI Quarterfinals  
**2011 NCAA Sweet 16**  
2011 Atlantic 10 Tournament Champions  
2010 NCAA First Round  
2009 CBI Semifinals  
2008 CBI First Round

### AS A HEAD COACH

| Year                   | School          | Record         | Conf.          | Finish |
|------------------------|-----------------|----------------|----------------|--------|
| 2018-19                | Richmond        | 2-1            | --             | --     |
| 2017-18                | Richmond        | 12-20          | 9-9            | t-5th  |
| 2016-17                | Richmond        | 22-13          | 13-5           | t-3rd  |
| 2015-16                | Richmond        | 16-16          | 7-11           | 9th    |
| 2014-15                | Richmond        | 21-14          | 12-4           | 4th    |
| 2013-14                | Richmond        | 19-14          | 8-8            | 7th    |
| 2012-13                | Richmond        | 19-15          | 8-8            | t-8th  |
| 2011-12                | Richmond        | 16-16          | 7-9            | t-9th  |
| 2010-11                | Richmond        | 29-8           | 13-3           | 3rd    |
| 2009-10                | Richmond        | 26-9           | 13-3           | 3rd    |
| 2008-09                | Richmond        | 20-16          | 9-7            | t-5th  |
| 2007-08                | Richmond        | 16-15          | 9-7            | t-4th  |
| 2006-07                | Richmond        | 8-22           | 4-12           | t-12th |
| 2005-06                | Richmond        | 13-17          | 6-10           | t-11th |
| 2004-05                | Air Force       | 18-12          | 9-5            | 3rd    |
| 1999-00                | Arcadia (D-III) | 16-10          | 12-4           | 2nd    |
| 1998-99                | Arcadia (D-III) | 8-17           | 7-9            | 6th    |
| Richmond (2005-pres.)  |                 | 239-196 (.549) | 118-98 (.546)  |        |
| Air Force (2004-05)    |                 | 18-12 (.600)   | 9-5 (.643)     |        |
| Career Record (Div. I) |                 | 257-208 (.553) | 127-103 (.552) |        |

### Head Coach, Richmond, 2005-present

### Head Coach, Air Force, 2004-05

### Associate Head Coach, Air Force, 2003-04

### Assistant Coach, Air Force, 2000-03

### Head Coach, Arcadia University (Div III), 1997-00

### AS A PLAYER

A 1994 graduate with a B.A. in English, Mooney led Princeton to the NCAA Tournament twice following a pair of conference titles. The four-year letterwinner amassed 1,071 points, which ranks 20th on Princeton's all-time scoring list, and started all 107 games in his career. He currently ranks seventh on Princeton's career list with 142 career three-pointers and is one of five Princeton student-athletes to score 1,000 points, grab 350 rebounds and dish 200 assists.

Anderson had plenty of help to lead Richmond to national prominence. Justin Harper (2007-11) was a Lute Olson All-American and NABC First Team All-District selection in 2011, while also earning All-Atlantic 10 First Team honors. He was drafted by the Cleveland Cavaliers in the second round of the 2011 NBA Draft, and saw action for the Orlando Magic, Detroit Pistons, and Philadelphia 76ers.

Before Richmond, Mooney coached at Air Force for five seasons: three as an assistant, one as an associate head coach and one as head coach. In 2004-05, Mooney led the Falcons to an 18-12 record and votes in the national polls. His 18 victories were the most by a first-year head coach at Air Force.

Mooney began coaching at the high school level, taking a job at Lansdale Catholic High School in Lansdale, Pa., in 1994. His first college coaching experience came at Division III Beaver College, now known as Arcadia University. He spent two seasons there from 1998-2000. While at Beaver College, Mooney only coached part-time, spending much of his time as an event coordinator. He helped plan weddings and events while also serving as the team manager. Mooney is married to the former Lia Chomat, a Princeton graduate who also has a doctorate in psychology from Penn. The couple has two sons, Danny and Ryan.





# #0 Jacob GILYARD

## 5-9 | 160 | Sophomore

### Kansas City, Mo. (Barstow School)

#### SINGLE-GAME HIGHS

Points: 31, IUPUI -- 11/16/18  
 Rebounds: 5, at Duquesne -- 01/24/18; Davidson -- 12/30/17  
 Assists: 8, at VCU -- 1/17/18  
 Steals: 6, Dayton -- 01/09/18; LAS -- 01/20/18; Longwood -- 11/09/18  
 Blocks: 1, vs UAB -- 11/20/17  
 FG made: 12, IUPUI -- 11/16/18  
 FG attempts: 16, JMU -- 12/10/17; IUPUI -- 11/16/18  
 3FG made: 5, vs St. Bonaventure -- 03/09/18; JMU -- 12/10/17  
 3FG attempts: 10, Longwood -- 11/09/18  
 FT made: 6, BUCKNELL -- 12/19/17  
 FT attempts: 7, IUPUI -- 11/16/18

#### SOPHOMORE (2018-19)

##### GAME-BY-GAME

11/16 vs IUPUI - Scored a career-high 31 points, including 27 in the second half, the most by any Spider in a half since Jan. 23, 2009 (David Gonzalez, 29 in 2nd half vs Temple) ... Made 10 of his 11 field goal attempts after halftime ... Scored 17 points in first 6:30 of 2nd half, including 14 straight for the Spiders at one point ... Registered third straight game with at least five assists ... Played all 40 minutes  
 11/9 vs LONGWOOD - Led Richmond in points (15), assists (5), and steals (6) ... 2nd Spider in last 20 years with 15 points, 5 assists, 6 steals in a game (Cedrick Lindsay, 12/4/13 at William & Mary) ... 6 steals tied a career high

- Named to A-10 Preseason All-Defensive Team at the conference's media day on October 18 ... Became the third Spider to earn Preseason All-Defensive Team honors under Chris Mooney, joining (Alonzo Nelson-Ododa - 2013-14, Kevin Anderson - 2010) ... He and George Washington's Terry Nolan (also on the 2018 team) are the first sophomores to be named A-10 Preseason All-Defensive Team since Rhode Island's Hassan Martin in 2014
- Rated as the No. 23 player in the Atlantic 10 entering the season by A10Talk.com

#### FRESHMAN (2017-18)

- Set Spiders single-season record with 89 steals, breaking mark held by Tony Dobbins (85 in 2003-04) ... Recorded most steals by D-I freshman since Marcus Smart in 2012-13 ... Averaged 2.78 steals per game, sixth most in D-I
- Played team-high 36.5 minutes per game, third most among D-I freshmen and sixth most for any player in the A-10 ... 1,167 minutes played were most by freshman in Spiders history
- Set Spiders record for assists by a freshman, finishing with 130 assists to break the mark held by Ken Atkinson (115) since 1986-87 ... 130 assists were ninth-most in a season in Spiders history ... Averaged 4.1 assists per game, 18th most by D-I freshman, second most by A-10 freshman, and 10th most of any A-10 player
- 2.41 assist-to-turnover ratio ranked fifth among D-I freshmen and third most of any A-10 player (minimum three assists per game)
- Averaged 11.4 points per game, fourth-most by a true freshman for Richmond in last 20 years and most by a Spiders true freshman since Kendall Anthony in 2011-12 (13.0) ... ranked seventh among A-10 freshmen in scoring ... 366 total points were tied for sixth most by a freshman in Spiders history
- Made 83.6 percent of his free throws (56-67), best on the team and the 10th-best single-season rate in Spiders history (minimum 50 attempts)

#### HIGH SCHOOL

- Advanced to state title game in three of his four seasons, winning Barstow's first state title since 1995 as a sophomore in 2015
- Missouri Class 3 All-State selection after sophomore, junior, and senior seasons ... named Missouri Class 3 Player of the Year in 2017
- Averaged 33.2 points and 7.0 assists per game as senior ... won DiRenna Award, given to the top high school basketball player in the Kansas City area
- Set Barstow single-game school scoring record with 50 points vs Washington on Dec. 5, 2016
- Played for Billy Thomas, who appeared in 53 NBA games over three seasons and was a third-team All-Big 12 selection following his senior season at Kansas in 1998

#### SEASON GAME-BY-GAME

| Opponent | Date     | gs | min | Total  |      | 3-Pointers |      | Free throws |       | Rebounds |     |     |     | pf | a  | t/o | blk | stl | pts | avg  |
|----------|----------|----|-----|--------|------|------------|------|-------------|-------|----------|-----|-----|-----|----|----|-----|-----|-----|-----|------|
|          |          |    |     | fg-fga | pct  | 3fg-fga    | pct  | ft-fa       | pct   | off      | def | tot | avg |    |    |     |     |     |     |      |
| LONGWOOD | 11/09/18 | *  | 35  | 5-13   | .385 | 3-10       | .300 | 2-4         | .500  | 1        | 2   | 3   | 3.0 | 3  | 5  | 4   | 0   | 6   | 15  | 15.0 |
| SFBKM    | 11/14/18 | *  | 34  | 6-12   | .500 | 1-4        | .250 | 2-2         | 1.000 | 0        | 1   | 1   | 2.0 | 1  | 6  | 1   | 0   | 0   | 15  | 15.0 |
| IUPUI    | 11/16/18 | *  | 40  | 12-16  | .750 | 3-5        | .600 | 4-7         | .571  | 0        | 3   | 3   | 2.3 | 1  | 6  | 5   | 0   | 2   | 31  | 20.3 |
| Totals   |          | 3  | 109 | 23-41  | .561 | 7-19       | .368 | 8-13        | .615  | 1        | 6   | 7   | 2.3 | 5  | 17 | 10  | 0   | 8   | 61  | 20.3 |

#### CAREER STATISTICS

|        |       |           | Total   |      | 3-Point |      | F-Throws |      | Rebounds |     |     |     |    |    |     |    |     |     |     | Scoring |  |
|--------|-------|-----------|---------|------|---------|------|----------|------|----------|-----|-----|-----|----|----|-----|----|-----|-----|-----|---------|--|
| Season | gp-gs | min/avg   | fg-fga  | pct  | fg-fga  | pct  | ft-fa    | pct  | off      | def | tot | avg | pf | fo | ast | to | blk | stl | pts | avg     |  |
| 2017   | 32-32 | 1167/36.5 | 126-279 | .452 | 58-151  | .384 | 56-67    | .836 | 15       | 54  | 69  | 2.2 | 56 | 0  | 130 | 54 | 1   | 89  | 366 | 11.4    |  |
| 2018   | 3-3   | 109/36.3  | 23-41   | .561 | 7-19    | .368 | 8-13     | .615 | 1        | 6   | 7   | 2.3 | 5  | 0  | 17  | 10 | 0   | 8   | 61  | 20.3    |  |
| TOTAL  | 35-35 | 1276/36.5 | 149-320 | .466 | 65-170  | .382 | 64-80    | .800 | 16       | 60  | 76  | 2.2 | 61 | 0  | 147 | 64 | 1   | 97  | 427 | 12.2    |  |





#1 Blake FRANCIS  
6-0 | 165 | Junior  
Herndon, Va.  
Wagner College

Francis signed with the Spiders on April 10, 2018 after receiving interest from many schools, including St. Bonaventure and Loyola-Chicago, following his announcement that he would transfer from Wagner. Francis will sit out the 2018-19 season due to NCAA transfer regulations.

SINGLE-GAME HIGHS (AT WAGNER)

Points: 29, Bryant -- 02/08/18  
Rebounds: 7, Sacred Heart -- 01/04/18  
Assists: 5, 4 times  
Steals: 7, Mercy -- 12/10/17  
Blocks: 1, American -- 11/18/17  
FG made: 9, Bryant -- 02/08/18; at Dayton -- 12/23/17  
FG attempts: 21, Bryant -- 02/08/18  
3FG made: 6, Bryant -- 02/08/18; at St. Francis (PA) -- 01/26/18  
3FG attempts: 13, vs LIU-Brooklyn -- 03/06/18  
FT made: 9, at Rider -- 12/16/17; at NJIT -- 11/11/17  
FT attempts: 11, at NJIT -- 11/11/17

SOPHOMORE (2017-18 • WAGNER COLLEGE)

- Averaged team-high 17.3 points per game, the fifth-best mark in the Northeast Conference
- Set school record with 102 three-point field goals ... Led conference in three-pointers made and ranked tied for 26th in Division I
- Shot team-best 40.2 percent from three-point range, the eighth-highest mark in the conference
- Made team-high 80.6 percent of his free-throw attempts, ranking fourth in the NEC
- Recorded team-high 52 steals, fifth most in the conference
- Led Wagner to 23-10 record and regular-season conference title
- Second-Team All-Northeast Conference selection

FRESHMAN (2016-17 • WAGNER COLLEGE)

- Averaged 7.2 points while appearing in 28 games with three starts
- Led team in three-point field goal percentage at 42.2 percent, the second-best mark in the conference ... Ranked 19th among Division I freshmen in three-point shooting (minimum 100 three-point attempts)
- Team's leading scorer off the bench (188 points)

HIGH SCHOOL

- Averaged 20.1 points as a senior at Westfield High School (Chantilly, Va.)
- Led team to 6A state title in 2016 ... earned Second Team All-State honors
- Named fourth-team All-Met selection by The Washington Post following his senior season
- Also earned All-State honors following his junior season
- Graduated as leading scorer in school history (1,390 points)

PERSONAL

- Son of Cissy and Carl
- Father Carl is the Director of Communications for the NFL Players Association ... he attended Virginia Union and played linebacker for four seasons
- Brother Branden played football at Liberty University from 2010-13
- Cousin Tyler Thornton played basketball at Duke University from 2010-14, appearing in 139 games for the Blue Devils
- Cousin Marques Hagans was a starting QB at the University of Virginia from 2004-05
- Played one season of AAU basketball with current teammate Grant Golden on the Fairfax Stars while in middle school
- Born on January 3, 1998



#2 Souleymane KOUREISSI  
6-9 | 200 | Freshman  
Harlem, N.Y.  
Iona Prep

Koureissi signed with the Spiders on November 9, 2017 after choosing Richmond from a group of more than a dozen Division I offers, including Minnesota in the Big Ten and Seton Hall in the Big East. Koureissi was the first signee in Richmond's Class of 2018.

FRESHMAN (2018-19)

GAME-BY-GAME

11/14 vs ST. FRANCIS - Made his Spiders debut, playing three minutes and converting an offensive rebound into an "And-1" for his first career points

HIGH SCHOOL

- Attended Iona Preparatory School in New Rochelle, N.Y., a member of New York's Catholic High Schools Athletics Association
- Scored a team-high 16.3 points per game while shooting 61 percent from the field as a senior and averaging 8.5 rebounds per game
- Led team to a share of league's regular-season title in 2018
- Named First Team All-Westchester/Putnam County
- Named Second Team All-CHSAA
- Rated as the No. 8 recruit in the state of New York by 247sports.com

PERSONAL

- Born on June 27, 1999
- Name is pronounced SAHL-uh-mon ker-ESS-ee

CAREER STATISTICS (AT WAGNER)

| Season | gp-gs | min/avg   | Total<br>fg-fga pct | 3-Point<br>fg-fga pct | F-Throws<br>ft-fa pct | Rebounds<br>off def tot avg | pf  | fo | ast | to | blk | stl | pts | avg  |
|--------|-------|-----------|---------------------|-----------------------|-----------------------|-----------------------------|-----|----|-----|----|-----|-----|-----|------|
| 2016*  | 28-3  | 575/20.5  | 64-151 .424         | 43-102 .422           | 30-40 .750            | 20 18 38 1.4                | 66  | 0  | 31  | 21 | 0   | 18  | 201 | 7.2  |
| 2017*  | 32-22 | 1046/32.7 | 182-423 .430        | 102-254 .402          | 87-108 .806           | 20 40 60 1.9                | 81  | 2  | 54  | 48 | 1   | 52  | 553 | 17.3 |
| All*   | 60-25 | 1621/27.0 | 246-574 .429        | 145-356 .407          | 117-148 .791          | 40 58 98 1.6                | 147 | 2  | 85  | 69 | 1   | 70  | 754 | 12.6 |

CAREER STATISTICS

| Season | gp-gs | min/avg | Total<br>fg-fga pct | 3-Point<br>fg-fga pct | F-Throws<br>ft-fa pct | Rebounds<br>off def tot avg | pf | fo | ast | to | blk | stl | pts | avg |
|--------|-------|---------|---------------------|-----------------------|-----------------------|-----------------------------|----|----|-----|----|-----|-----|-----|-----|
| 2018   | 1-0   | 3/3.0   | 1-1 1.000           | 0-0 .000              | 1-1 1.000             | 1 0 1 1.0                   | 0  | 0  | 0   | 0  | 0   | 0   | 3   | 3.0 |
| TOTAL  | 1-0   | 3/3.0   | 1-1 1.000           | 0-0 .000              | 1-1 1.000             | 1 0 1 1.0                   | 0  | 0  | 0   | 0  | 0   | 0   | 3   | 3.0 |

SEASON GAME-BY-GAME

| Opponent | Date     | gs | min | fg-fga | pct   | 3fg-fga | pct  | F-Throws | ft-fa | pct | off | def | tot | avg | pf | a | to | blk | stl | pts | avg |
|----------|----------|----|-----|--------|-------|---------|------|----------|-------|-----|-----|-----|-----|-----|----|---|----|-----|-----|-----|-----|
| SFBKM    | 11/14/18 | 3  | 1-1 | 1.000  | 0-0   | .000    | 1-1  | 1.000    | 1     | 0   | 1   | 1.0 | 0   | 0   | 0  | 0 | 0  | 0   | 0   | 3   | 3.0 |
| Totals   |          | 0  | 3   | 1-1    | 1.000 | 0-0     | .000 | 1-1      | 1.000 | 1   | 0   | 1   | 1.0 | 0   | 0  | 0 | 0  | 0   | 0   | 3   | 3.0 |





# #3 Bryce SCHNEIDER

6-5 | 180 | Redshirt Freshman  
Myrtle Beach, S.C.  
Christian Academy

## REDSHIRT FRESHMAN (2018-19)

### GAME-BY-GAME

11/14 vs ST. FRANCIS - Made his Spiders debut, playing two minutes ... Did not record a point, rebound, assist, or steal

## FRESHMAN (2017-18)

• Redshirted ... Played large role on scout team once fully recovered from an ankle injury in late December

## HIGH SCHOOL

- Averaged 14.8 points, 7.3 rebounds, and 4.4 assists per game as a senior ... led team to 2A South Carolina state title game (SCISA)
- 3-year varsity starter
- Transferred to Christian Academy of Myrtle Beach after attending Myrtle Beach High School for his sophomore and junior seasons
- Member of National Honors Society

## PERSONAL

- Son of Jeff Schneider and Gloria Collier
- Has two older brothers: Kevin and David
- Father Jeff played at Virginia Tech, averaging 14.3 points per game as a senior in 1981-82 ... he was selected by the Houston Rockets in the 5th round (107th pick) of 1982 NBA Draft but never appeared in a game
- Brother Kevin appeared in 21 games (13 starts) for Longwood University in 2004-05
- Brother David was a four-year starter at William & Mary and a two-time All-CAA selection (third team in 2009, second team in 2010) ... finished career as school's sixth all-time leading scorer with 1,491 points ... played professionally in both England and Germany following graduation
- Born on May 19, 1998 in San Luis Obispo, Calif.



# #4 Nathan CAYO

6-7 | 205 | Sophomore  
Montreal, Quebec  
College Jean De Brebeuf

## SOPHOMORE (2018-19)

### GAME-BY-GAME

11/16 vs IUPUI - Recorded a career-high four blocks, including blocks on back-to-back dunk attempts on a second-half possession that keyed a Spiders run ... Most blocks by a Spider in a game Jan. 2, 2016 (Deion Taylor, 4)  
11/14 vs ST. FRANCIS - Scored career-high 15 points while shooting 6-7 from the field ... Made several driving layups, with the *Richmond Times-Dispatch* writing after the game that he "drives like a guard and finishes like a power forward"  
11/9 vs LONGWOOD - Made 1st career non-conference start ... Played 33 minutes, the second-highest total of his career

## FRESHMAN (2017-18)

- Averaged 2.3 points and 1.7 rebounds while playing 12.7 minutes per game, seventh most on the team
- Appeared in all 32 games with two starts
- Became third Spider freshman to start when he made his first career start vs George Mason on February 3, making 2017-18 the first season since 2006-07 that three different freshmen started for Richmond

## HIGH SCHOOL

- 1st-team all-league selection as a senior ... led team to 3rd-place finish in provincial championship
- Averaged 19.6 points and 9.3 rebounds per game as a junior
- Performed over 200 hours of community service

## PERSONAL

- Son of Wilner Cayo and Beraca Loyer
- Has an older brother Ben and a younger brother Samuel
- Born on Oct. 27, 1997
- Last name is pronounced CAY-oh

## SINGLE-GAME HIGHS

Points: 15, SFBKM -- 11/14/18  
Rebounds: 7, at St. Bonaventure -- 02/10/18  
Assists: 2, at Fordham -- 01/03/18; LAS -- 01/20/18; SF  
Steals: 2, at St. Bonaventure -- 02/10/18  
Blocks: 4, IUPUI -- 11/16/18  
FG made: 6, SFBKM -- 11/14/18  
FG attempts: 8, at Fordham -- 01/03/18  
3FG attempts: 2, at Fordham -- 01/03/18  
FT made: 4, MASON -- 02/03/18  
FT attempts: 5, at Fordham -- 01/03/18

## SEASON GAME-BY-GAME

| Opponent | Date     | gs | min | fg-fga | pct  | 3fg-fga | pct  | ft-fa | pct  | off  | def | tot | avg | pf | a | to | blk | sti | pts | avg |
|----------|----------|----|-----|--------|------|---------|------|-------|------|------|-----|-----|-----|----|---|----|-----|-----|-----|-----|
| SFBKM    | 11/14/18 | 2  | 0-0 | .000   | 0-0  | .000    | 0-0  | .000  | 0-0  | .000 | 0   | 0   | 0.0 | 0  | 0 | 0  | 0   | 0   | 0   | 0.0 |
| Totals   |          | 0  | 2   | 0-0    | .000 | 0-0     | .000 | 0-0   | .000 | 0    | 0   | 0   | 0.0 | 0  | 0 | 0  | 0   | 0   | 0   | 0.0 |

## CAREER STATISTICS

| Season | gp-gs | min/avg | fg-fga | pct  | 3-Point | fg-fga | pct | F-Throws | ft-fa | pct  | off | def | tot | avg | pf | fo | ast | to | blk | sti | pts | avg |
|--------|-------|---------|--------|------|---------|--------|-----|----------|-------|------|-----|-----|-----|-----|----|----|-----|----|-----|-----|-----|-----|
| 2018   | 1-0   | 2/2.0   | 0-0    | .000 | 0-0     | .000   | 0-0 | .000     | 0-0   | .000 | 0   | 0   | 0   | 0.0 | 0  | 0  | 0   | 0  | 0   | 0   | 0   | 0.0 |
| TOTAL  | 1-0   | 2/2.0   | 0-0    | .000 | 0-0     | .000   | 0-0 | .000     | 0     | .000 | 0   | 0   | 0   | 0.0 | 0  | 0  | 0   | 0  | 0   | 0   | 0   | 0.0 |

## SEASON GAME-BY-GAME

| Opponent | Date     | Total |     |       |       |     | 3-Pointers |     | Free throws |    | Rebounds |     |     |     |     |     |    |   |    |      |     |     |     |  |  |
|----------|----------|-------|-----|-------|-------|-----|------------|-----|-------------|----|----------|-----|-----|-----|-----|-----|----|---|----|------|-----|-----|-----|--|--|
|          |          | gs    | min | fg    | fga   | pct | 3fg        | fga | pct         | ft | fta      | pct | off | def | tot | avg | pf | a | to | blk  | stl | pts | avg |  |  |
| LONGWOOD | 11/09/18 | *     | 33  | 4-7   | 571   | 0-0 | .000       | 0-2 | .000        | 2  | 2        | 4   | 4.0 | 3   | 1   | 1   | 0  | 0 | 8  | 8.0  |     |     |     |  |  |
| SFBKM    | 11/14/18 | *     | 31  | 6-7   | 857   | 0-0 | .000       | 3-4 | .750        | 1  | 5        | 6   | 5.0 | 2   | 2   | 0   | 0  | 0 | 15 | 11.5 |     |     |     |  |  |
| IUPUI    | 11/16/18 | *     | 31  | 1-1   | 1.000 | 0-0 | .000       | 1-2 | .500        | 0  | 2        | 2   | 4.0 | 4   | 0   | 2   | 4  | 1 | 3  | 8.7  |     |     |     |  |  |
| Totals   |          | 3     | 95  | 11-15 | 733   | 0-0 | .000       | 4-8 | .500        | 3  | 9        | 12  | 4.0 | 9   | 3   | 3   | 4  | 1 | 26 | 8.7  |     |     |     |  |  |

## CAREER STATISTICS

| Season | gp-gs | min/avg  | Total  |      | 3-Point |      | F-Throws |      | Rebounds |     |     |     | Scoring |    |     |    |     |     |     |     |
|--------|-------|----------|--------|------|---------|------|----------|------|----------|-----|-----|-----|---------|----|-----|----|-----|-----|-----|-----|
|        |       |          | fg-fga | pct  | fg-fga  | pct  | ft-fa    | pct  | off      | def | tot | avg | pt      | fo | ast | to | blk | sti | pts | avg |
| 2017   | 32-2  | 405/12.7 | 29-66  | .439 | 0-10    | .000 | 16-27    | .593 | 20       | 35  | 55  | 1.7 | 58      | 0  | 12  | 17 | 12  | 11  | 74  | 2.3 |
| 2018   | 3-3   | 95/31.7  | 11-15  | .733 | 0-0     | .000 | 4-8      | .500 | 3        | 9   | 12  | 4.0 | 9       | 0  | 3   | 3  | 4   | 1   | 26  | 8.7 |
| TOTAL  | 35-5  | 500/14.3 | 40-81  | .494 | 0-10    | .000 | 20-35    | .571 | 23       | 44  | 67  | 1.9 | 67      | 0  | 15  | 20 | 16  | 12  | 100 | 2.9 |





# #5 Nick SHEROD

## 6-4 | 230 | Junior

### Richmond, Va. (St. Christopher's)

#### SINGLE-GAME HIGHS

Points: 32, MASON -- 02/03/18  
 Rebounds: 14, at Davidson -- 01/28/18  
 Assists: 5, at MASON -- 03/03/18  
 Steals: 4, SFBKM -- 11/14/18  
 Blocks: 2, at Duquesne -- 01/24/18  
 FG made: 10, at Duquesne -- 01/24/18; MASON -- 02/03/18  
 FG attempts: 21, MASON -- 02/03/18  
 3FG made: 5, St. Bonaventure -- 1/11/17  
 3FG attempts: 9, St. Bonaventure -- 1/11/17; at Boston College -- 12/23/17  
 FT made: 10, MASON -- 02/03/18  
 FT attempts: 11, MASON -- 02/03/18

#### JUNIOR (2018-19)

##### GAME-BY-GAME

11/16 vs IUPUI - Scored 22 points for the second straight game ... Second time in his career he's had consecutive 20-point games (Feb. 10-13, 2018 at SBU, URI)  
 11/14 vs ST. FRANCIS - Scored a game-high 22 points while making nine of his 11 shots from the field ... Made all three of his three-point shots ... Recorded a career-high 4 steals  
 11/9 vs LONGWOOD - Led Richmond with 7 rebounds

#### SOPHOMORE (2017-18)

- Averaged 14.3 points (second on team) and 5.0 rebounds (third on team) while starting all 32 games
- Increased scoring average every month, from 9.7 points in November to 12.0 in December to 13.1 in January to 19.2 in February/March
- Led team with 17.6 points per game in A-10 play (12th in conference)
- One of two players to score 17 points per game and shoot 52 percent from the field in A-10 play (Justin Tillman, VCU)
- Made team-high 39.1 percent of his three-point attempts
- Named A-10 Player of the Week on January 29 (first Spiders freshman or sophomore to win award since Kevin Anderson in 2009)

#### FRESHMAN (2016-17)

- Averaged 7.6 points (fifth on team) and 2.4 rebounds (fifth on team) per game
- Made 22 of 26 free throws ... lead team in FT pct (.846) and ranked sixth in A-10 among players with at least 25 FTA
- Appeared in 35 games with 18 starts ... made first career start in season-opener vs VMI

#### HIGH SCHOOL

- All-Metro Player of the Year in 2015-16
- All-Metro First Team (14-15, 15-16)
- VISAA All-State First Team (14-15, 15-16)
- 2,815 career points on varsity (most in Virginia High School history)
- Led St. Christopher's to school-record 24 wins and regular season title in 15-16
- Averaged 25.6 points per game to lead the region in 15-16
- Also tallied 10.6 rpg, 3.1 apg and 2.4 spg in 15-16
- Led AAU team (Team Loaded) to 2015 adidas Uprising Summer Championship in Las Vegas

#### SEASON GAME-BY-GAME

| Opponent | Date     | gs | min | Total  |      | 3-Pointers |       | Free throws |       | Rebounds |     |     |     | pf | a | t/o | blk | stl | pts | avg  |
|----------|----------|----|-----|--------|------|------------|-------|-------------|-------|----------|-----|-----|-----|----|---|-----|-----|-----|-----|------|
|          |          |    |     | fg-fga | pct  | 3fg-fga    | pct   | ft-fga      | pct   | off      | def | tot | avg |    |   |     |     |     |     |      |
| LONGWOOD | 11/09/18 | *  | 35  | 5-13   | .385 | 1-5        | .200  | 0-1         | .000  | 1        | 6   | 7   | 7.0 | 2  | 1 | 3   | 0   | 1   | 11  | 11.0 |
| SFBKM    | 11/14/18 | *  | 34  | 9-11   | .818 | 3-3        | 1.000 | 1-1         | 1.000 | 2        | 4   | 6   | 6.5 | 0  | 1 | 3   | 0   | 4   | 22  | 16.5 |
| IUPUI    | 11/16/18 | *  | 37  | 7-13   | .538 | 3-5        | .600  | 5-8         | .625  | 1        | 3   | 4   | 5.7 | 2  | 2 | 1   | 0   | 2   | 22  | 18.3 |
| Totals   |          | 3  | 106 | 21-37  | .568 | 7-13       | .538  | 6-10        | .600  | 4        | 13  | 17  | 5.7 | 4  | 4 | 7   | 0   | 7   | 55  | 18.3 |

#### CAREER STATISTICS

| CAREER STATISTICS |       |           |         |      |         |      |          |      |          |     |     |     |         |    |     |    |     |     |     |      |  |
|-------------------|-------|-----------|---------|------|---------|------|----------|------|----------|-----|-----|-----|---------|----|-----|----|-----|-----|-----|------|--|
| Season            | gp-gs |           | Total   |      | 3-Point |      | F-Throws |      | Rebounds |     |     |     | Scoring |    |     |    |     |     |     |      |  |
|                   |       |           | fg-fga  | pct  | fg-fga  | pct  | ft-fa    | pct  | off      | def | tot | avg | pf      | fo | ast | to | blk | stl | pts | avg  |  |
| 2016              | 35-18 | 754/21.5  | 102-223 | .457 | 39-117  | .333 | 22-26    | .846 | 12       | 71  | 83  | 2.4 | 58      | 0  | 31  | 16 | 1   | 19  | 265 | 7.6  |  |
| 2017              | 32-32 | 1008/31.5 | 165-343 | .481 | 61-156  | .391 | 65-81    | .802 | 31       | 128 | 159 | 5.0 | 58      | 0  | 45  | 36 | 4   | 31  | 456 | 14.3 |  |
| 2018              | 3-3   | 106/35.3  | 21-37   | .568 | 7-13    | .538 | 6-10     | .600 | 4        | 13  | 17  | 5.7 | 4       | 0  | 4   | 7  | 0   | 7   | 55  | 18.3 |  |
| TOTAL             | 70-53 | 1868/26.7 | 288-603 | .478 | 107-286 | .374 | 93-117   | .795 | 47       | 212 | 259 | 3.7 | 120     | 0  | 80  | 59 | 5   | 57  | 776 | 11.1 |  |





# #10 Sullivan KULJU

6-6 | 220 | Sophomore  
New Berlin, Wisc.  
Eisenhower

## FRESHMAN (2017-18)

- Did not appear in any games

## HIGH SCHOOL

- Four-year varsity starter at New Berlin Eisenhower ... member of school's 1,000-point club ... led team to 40-9 record in his last two seasons
- Three-time All-Woodland Conference selection ... 2-time All-Area selection by Milwaukee Journal Sentinel
- Team captain as a senior ... averaged 15.1 points and 5.2 rebounds per game
- Three-time letterwinner in football ... Honorable Mention All-Woodland Conference at wide receiver as a senior
- DECA (Distributive Education Clubs of America) state qualifier

## PERSONAL

- Son of Eric and Kimberly Kulju
- Has an older brother Keenan and a younger sister Tierney
- Born on Sept. 8, 1998
- Last name is pronounced "COOL-you"



# #11 Jake WOJCIK

6-4 | 185 | Freshman  
San Jose, Calif.  
Bellarmine Prep

## SINGLE-GAME HIGHS

Points: 8, SFBKM -- 11/14/18  
Rebounds: 8, SFBKM -- 11/14/18  
Assists: 5, SFBKM -- 11/14/18  
Steals: 5, SFBKM -- 11/14/18  
FG made: 3, Longwood -- 11/09/18; SFBKM -- 11/14/18  
FG attempts: 9, SFBKM -- 11/14/18  
3FG made: 2, SFBKM -- 11/14/18  
3FG attempts: 6, SFBKM -- 11/14/18  
FT made: 4, IUPUI -- 11/16/18  
FT attempts: 4, IUPUI -- 11/16/18

*Wojcik signed with the Spiders on May 2, 2018. He originally committed to Siena but was released from his letter of intent when the program changed coaches in April.*

## FRESHMAN (2018-19)

### GAME-BY-GAME

11/14 vs ST. FRANCIS - Led Richmond with eight rebounds and five steals ... Became first Spiders with five points/rebounds/assists/steals in a game since 1998 (Jonathan Baker)

11/9 vs LONGWOOD - Started and played 29 minutes in his collegiate debut, including 18 minutes in 2nd half ... Recorded first 2 career steals when he stole ball from rebounder coming down with an uncontested rebound

## HIGH SCHOOL

- Two-time West Coast Athletic League Player of the Year at Bellarmine Prep in San Jose, Calif.
- Scored 17 points per game as a senior while leading Bellarmine to second straight league title
- Honorable Mention All-State selection following his senior season
- First Team All-Metro (San Francisco Chronicle) and All-Area (Bay Area News Group)
- Team lost just one league game in his final two high school seasons
- Rated as the No. 44 recruit in the state of California by 247sports.com

## PERSONAL

- Son of Dave and Heather ... Father Dave was head coach as San Jose State from 2013-17 and has 19 seasons of college coaching experience ... Also played collegiately at Loyola (Md.)
- Uncle Doug Wojcik is a former head coach at Tulsa (2005-12) and College of Charleston (2012-14) ... Three-year starter at Navy who set school record for assists (714) while playing with future Hall-of-Famer David Robinson

## SEASON GAME-BY-GAME

| Opponent | Date     | gs | min | fg-fga | pct  | 3fg-fga | pct  | ft-fa | pct   | off | def | tot | avg | pf | a | to | blk | stl | pts | avg |
|----------|----------|----|-----|--------|------|---------|------|-------|-------|-----|-----|-----|-----|----|---|----|-----|-----|-----|-----|
| LONGWOOD | 11/09/18 | *  | 29  | 3-7    | .429 | 1-4     | .250 | 0-0   | .000  | 2   | 2   | 4   | 4.0 | 2  | 1 | 0  | 0   | 2   | 7   | 7.0 |
| SFBKM    | 11/14/18 | *  | 29  | 3-9    | .333 | 2-6     | .333 | 0-0   | .000  | 0   | 8   | 8   | 6.0 | 3  | 5 | 1  | 0   | 5   | 8   | 7.5 |
| IUPUI    | 11/16/18 | *  | 25  | 0-3    | .000 | 0-2     | .000 | 4-4   | 1.000 | 0   | 1   | 1   | 4.3 | 2  | 0 | 1  | 0   | 2   | 4   | 6.3 |
| Totals   |          | 3  | 83  | 6-19   | .316 | 3-12    | .250 | 4-4   | 1.000 | 2   | 11  | 13  | 4.3 | 7  | 6 | 2  | 0   | 9   | 19  | 6.3 |

## CAREER STATISTICS

|        |       |         | Total  |      | 3-Point |      | F-Throws |       | Rebounds |     |     |     |    |    |     |    |     |     | Scoring |     |
|--------|-------|---------|--------|------|---------|------|----------|-------|----------|-----|-----|-----|----|----|-----|----|-----|-----|---------|-----|
| Season | gp-gs | min/avg | fg-fga | pct  | fg-fga  | pct  | ft-fa    | pct   | off      | def | tot | avg | pf | fo | ast | to | blk | stl | pts     | avg |
| 2018   | 3-3   | 83/27.7 | 6-19   | .316 | 3-12    | .250 | 4-4      | 1.000 | 2        | 11  | 13  | 4.3 | 7  | 0  | 6   | 2  | 0   | 9   | 19      | 6.3 |
| TOTAL  | 3-3   | 83/27.7 | 6-19   | .316 | 3-12    | .250 | 4-4      | 1.000 | 2        | 11  | 13  | 4.3 | 7  | 0  | 6   | 2  | 0   | 9   | 19      | 6.3 |







**#15 Matt GRACE**  
**6-9 | 210 | Freshman**  
**Hamilton, Ontario**  
**TRC Academy**

Grace signed with the Spiders on May 7, 2018.

#### FRESHMAN (2018-19)

##### GAME-BY-GAME

11/14 vs ST. FRANCIS - Swished a three from the corner in the 1st half for his first collegiate points


11/9 vs LONGWOOD - Played 4 minutes in his collegiate debut, all in the 1st half

#### HIGH SCHOOL

- Graduated from The RISE Centre Academy in Brantford, Ontario
- Led team to league championship in Ontario Scholastic Basketball Association as a senior
- Averaged 10 points and seven rebounds in three tournament games
- Academic All-League selection as a junior in 2017
- One of four members of TRC Academy's Class of 2018 to sign with a Division I basketball program

#### PERSONAL

- Born on Feb. 5, 1999



**#21 Tomas VERBINKIS**  
**6-7 | 210 | Redshirt Freshman**  
**Klaipeda, Lithuania**  
**Sagemont (Fla.)**

#### FRESHMAN (2017-18)

- Redshirted

#### HIGH SCHOOL

- Attended The Sagemont School in Weston, Fla.
- Honorable mention All-Broward County selection in 2016 and 2017
- Led team to Florida's 4A quarterfinals as a senior

#### PERSONAL

- Son of Julanta Verbinkis
- Native of Lithuania who moved to the United States for high school
- Competed in 2014 U16 FIBA European Championships for Lithuania, averaging 6.0 points per game
- Born on April 2, 1998
- Name is pronounced "TOM-iss ver-BIN-skiss"

#### SEASON GAME-BY-GAME

| Opponent | Date     | gs | min | fg-fga | pct  | 3fg-fga | pct  | ft-fga | pct  | off | def | tot | avg | pf | a | tlo | blk | stl | pts | avg |
|----------|----------|----|-----|--------|------|---------|------|--------|------|-----|-----|-----|-----|----|---|-----|-----|-----|-----|-----|
| LONGWOOD | 11/09/18 | 4  | 0-1 | .000   | 0-1  | .000    | 0-0  | .000   | 0    | 0   | 0   | 0.0 | 0   | 0  | 0 | 0   | 0   | 0   | 0   | 0.0 |
| SFBKM    | 11/14/18 | 10 | 1-1 | 1.000  | 1-1  | 1.000   | 0-1  | .000   | 1    | 0   | 1   | 0.5 | 1   | 0  | 0 | 0   | 0   | 0   | 3   | 1.5 |
| Totals   |          | 0  | 14  | 1-2    | .500 | 1-2     | .500 | 0-1    | .000 | 1   | 0   | 1   | 0.5 | 1  | 0 | 0   | 0   | 0   | 3   | 1.5 |

#### CAREER STATISTICS

| Season | gp-gs | miniavg | Total fg-fga | pct  | 3-Point fg-fga | pct  | F-Throws ft-fga | pct  | Rebounds off | def | tot | avg | pf | fo | ast | to | blk | stl | pts | avg |
|--------|-------|---------|--------------|------|----------------|------|-----------------|------|--------------|-----|-----|-----|----|----|-----|----|-----|-----|-----|-----|
| 2018   | 2-0   | 14/7.0  | 1-2          | .500 | 1-2            | .500 | 0-1             | .000 | 1            | 0   | 1   | 0.5 | 1  | 0  | 0   | 0  | 0   | 0   | 3   | 1.5 |
| TOTAL  | 2-0   | 14/7.0  | 1-2          | .500 | 1-2            | .500 | 0-1             | .000 | 1            | 0   | 1   | 0.5 | 1  | 0  | 0   | 0  | 0   | 0   | 3   | 1.5 |





# #22 Andre GUSTAVSON

6-4 | 175 | Freshman  
Helsinki, Finland  
Helsinki Basketball Academy

Gustavson signed with the Spiders on April 26, 2018.

## FRESHMAN (2018-19)

### GAME-BY-GAME

11/9 vs LONGWOOD - Played 2 minutes in his collegiate debut

### HIGH SCHOOL

- Graduated from the Helsinki Basketball Academy in Helsinki, Finland
- Scored 11.4 points per game and shot 54 percent from the field in his final season while leading HBA to the regular-season title in the Finnish 1st Division
- Competed for Finland in 2018 FIBA U20 European Championships, averaging 10.0 points, 3.6 rebounds, and 2.7 assists
- Competed for Finland in 2017 FIBA U18 European Championships, averaging 12.7 points over seven games
- Scored 27 points in group stage game vs Greece, tied for the fourth-most points in a game by any player at the tournament
- Attended same school as current Chicago Bulls star Lauri Markkanen
- One of his coaches at HBA was Finnish basketball legend Hanno Möttölä ... Möttölä, who starred at Utah, was the first Finnish player in NBA history, appearing in 155 games with the Atlanta Hawks from 2000-02

### PERSONAL

- Born on May 7, 1999
- Last name is pronounced "GOOS-tahv-son"



# #24 Noah YATES

6-5 | 210 | Graduate Student  
Point Pleasant Beach, N.J.  
Yale

Yates signed with the Spiders on May 16, 2018. As a graduate transfer, he chose Richmond from a group of more than a dozen scholarship offers.

## GRAD STUDENT (2018-19)

### GAME-BY-GAME

11/14 vs ST. FRANCIS - Scored his first Richmond points on a driving fast-break layup in the second half  
11/9 vs LONGWOOD - Made his Spiders debut, finishing with 1 rebound and 1 steal in 13 minutes

### SENIOR (2017-18)

- Appeared in all 31 games with two starts, averaging 5.4 points and 2.9 rebounds per game
- Scored career-high 17 points in win at Cornell on February 23
- Made first career start at Kennesaw State on December 30
- Shot 38.2 percent from three-point range, the second-best rate on Yale and 13th best in the Ivy League (minimum 80 attempts)
- Made 54.3 percent of shots from the field over final nine games of season, the eighth-best rate in the Ivy League over that span

### JUNIOR (2016-17)

- Appeared in 11 games, totaling 21 points and 10 rebounds
- Walked onto the team before the start of the season following two years as a tight end on Yale's football team ... On the football field, a recurring elbow injury limited him to one game during his freshman and sophomore seasons

### HIGH SCHOOL

- Eight-time letter winner (three in basketball and baseball, two in football) at Point Pleasant Beach High
- Second-team All-Ocean County selection in basketball as a senior
- All-state selection in football, all-conference selection in baseball, and state champion in basketball
- Led New Jersey with nine interceptions in 2013

### PERSONAL

- Son of John and Colleen
- Plans to pursue graduate degree in finance at Robins School of Business
- Born on Aug. 19, 1996

### SINGLE-GAME HIGHS (AT RICHMOND)

Rebounds: 1, Longwood -- 11/09/18  
Steals: 1, Longwood -- 11/09/18  
FG attempts: 1, Longwood -- 11/09/18  
3FG attempts: 1, Longwood -- 11/09/18

### SEASON GAME-BY-GAME

| Opponent | Date     | gs | min | Total  | 3-Pointers | Free throws | Rebounds |       |      |     |     |     |     |    |   |     |     |     |     |
|----------|----------|----|-----|--------|------------|-------------|----------|-------|------|-----|-----|-----|-----|----|---|-----|-----|-----|-----|
|          |          |    |     | fg-fga | pct        | 3fg-fga     | pct      | ft-fa | pct  | off | def | tot | avg | pf | a | t/o | bik | stl | pts |
| LONGWOOD | 11/09/18 | 2  | 0-0 | .000   | 0-0        | .000        | 0-0      | .000  | 0    | 0   | 0   | 0.0 | 0   | 0  | 1 | 0   | 0   | 0   | 0.0 |
| SFBKM    | 11/14/18 | 3  | 0-0 | .000   | 0-0        | .000        | 0-0      | .000  | 0    | 1   | 1   | 0.5 | 0   | 0  | 1 | 0   | 0   | 0   | 0.0 |
| Totals   |          | 0  | 5   | 0-0    | .000       | 0-0         | .000     | 0-0   | .000 | 0   | 1   | 1   | 0.5 | 0  | 0 | 2   | 0   | 0   | 0.0 |

### CAREER STATISTICS

| Season | gp-gs | min/avg | Total  | 3-Point | F-Throws | Rebounds |       |      |     |     |     |     |    |    |     |    |     |     | Scoring |
|--------|-------|---------|--------|---------|----------|----------|-------|------|-----|-----|-----|-----|----|----|-----|----|-----|-----|---------|
|        |       |         | fg-fga | pct     | fg-fga   | pct      | ft-fa | pct  | off | def | tot | avg | pf | fo | ast | to | bik | stl | pts     |
| 2018   | 2-0   | 5/2.5   | 0-0    | .000    | 0-0      | .000     | 0-0   | .000 | 0   | 1   | 1   | 0.5 | 0  | 0  | 0   | 2  | 0   | 0   | 0.0     |
| TOTAL  | 2-0   | 5/2.5   | 0-0    | .000    | 0-0      | .000     | 0-0   | .000 | 0   | 1   | 1   | 0.5 | 0  | 0  | 0   | 2  | 0   | 0   | 0.0     |

### SEASON GAME-BY-GAME

| Opponent | Date     | gs | min | Total  | 3-Pointers | Free throws | Rebounds |       |      |     |     |     |     |    |   |     |     |     |     |
|----------|----------|----|-----|--------|------------|-------------|----------|-------|------|-----|-----|-----|-----|----|---|-----|-----|-----|-----|
|          |          |    |     | fg-fga | pct        | 3fg-fga     | pct      | ft-fa | pct  | off | def | tot | avg | pf | a | t/o | bik | stl | pts |
| LONGWOOD | 11/09/18 | 13 | 0-1 | .000   | 0-1        | .000        | 0-0      | .000  | 0    | 1   | 1   | 1.0 | 0   | 0  | 0 | 1   | 0   | 1   | 0.0 |
| SFBKM    | 11/14/18 | 12 | 1-3 | .333   | 0-2        | .000        | 0-0      | .000  | 0    | 2   | 2   | 1.5 | 0   | 0  | 0 | 0   | 0   | 2   | 1.0 |
| IUPUI    | 11/16/18 | 18 | 0-1 | .000   | 0-1        | .000        | 0-0      | .000  | 0    | 3   | 3   | 2.0 | 1   | 0  | 1 | 1   | 2   | 0   | 0.7 |
| Totals   |          | 0  | 43  | 1-5    | .200       | 0-4         | .000     | 0-0   | .000 | 0   | 6   | 6   | 2.0 | 1  | 0 | 2   | 1   | 3   | 2.0 |

### CAREER STATISTICS (AT RICHMOND)

| Season | gp-gs | min/avg | Total  | 3-Point | F-Throws | Rebounds |       |      |     |     |     |     |    |    |     |    |     |     | Scoring |
|--------|-------|---------|--------|---------|----------|----------|-------|------|-----|-----|-----|-----|----|----|-----|----|-----|-----|---------|
|        |       |         | fg-fga | pct     | fg-fga   | pct      | ft-fa | pct  | off | def | tot | avg | pf | fo | ast | to | bik | stl | pts     |
| 2018   | 3-0   | 43/14.3 | 1-5    | .200    | 0-4      | .000     | 0-0   | .000 | 0   | 6   | 6   | 2.0 | 1  | 0  | 0   | 2  | 1   | 3   | 2.0     |
| TOTAL  | 3-0   | 43/14.3 | 1-5    | .200    | 0-4      | .000     | 0-0   | .000 | 0   | 6   | 6   | 2.0 | 1  | 0  | 0   | 2  | 1   | 3   | 2.0     |

SINGLE-GAME HIGHS [all-time ranking]:



#30 Keith ODDO  
6-1 | 185 | Senior  
Roanoke, Va.  
North Cross



#31 Jordan GAITLEY  
6-4 | 205 | Sophomore  
Haverford, Pa.  
Fordham Prep (N.Y.)

**SENIOR (2018-19)**  
*GAME-BY-GAME*  
11/9 vs LONGWOOD - Played 3 minutes, including at end of game in pressing situations

**JUNIOR (2017-18)**  
• Appeared in five games, totaling six points and one assist  
• Made both of his field goal attempts: a three-pointer at Rhode Island and a jumpshot at George Washington

**SOPHOMORE (2016-17)**  
• Appeared in one game, making Spiders debut Feb. 25 at Fordham ... played two minutes and did not record any points, rebounds or field goal attempts

**FRESHMAN (2015-16)**  
• Did not play

**HIGH SCHOOL**  
• Averaged 13.8 ppg, 4.7 apg, 3.8 rpg and 1.3 spg in his senior season  
• Helped North Cross HS to a 20-4 record as a senior, earning Team MVP honors  
• Scored over 1,000 points in career, hitting 38 percent of his 3-pointers  
• Two-time All-Conference First Team selection, All-Conference Second Team  
• Won three regular season and three conference tournament championships, qualifying for state tournament four times

**PERSONAL**  
• Born on June 10, 1996

SINGLE-GAME HIGHS

|               |  |
|---------------|--|
| Points:       | 3, at Rhode Island -- 2/13/18                    |
| Assists:      | 1, at MASON -- 03/03/18                          |
| FG made:      | 1, at GW -- 02/21/18; at Rhode Island -- 2/13/18 |
| FG attempts:  | 1, at GW -- 02/21/18; at Rhode Island -- 2/13/18 |
| 3FG made:     | 1, at Rhode Island -- 2/13/18                    |
| 3FG attempts: | 1, at Rhode Island -- 2/13/18                    |
| FT made:      | 1, UMASS -- 02/28/18                             |
| FT attempts:  | 2, UMASS -- 02/28/18                             |

**FRESHMAN (2017-18)**  
• Did not appear in a game

**HIGH SCHOOL**  
• 2017 League MVP of New York's Catholic High Schools Athletic Association (CHSAA) A Division  
• Averaged 20.5 points per game as a senior ... led team to CHSAA A Divisional Final  
• Class A first-team All-State selection

**PERSONAL**  
• Son of Frank and Stephanie Gaitley  
• Mother Stephanie is head coach of the women's team at Fordham University and was head coach of the women's team at Richmond from 1985-91 (116-63 in 6 seasons)  
• Older brother Dutch played at Temple and Monmouth and is currently Video Coordinator for the San Antonio Spurs  
• Older brother D.C. played in seven games for Fordham  
• Born on June 23, 1998

SEASON GAME-BY-GAME

| Opponent | Date     | gs | min | Total  |      | 3-Pointers |      | Free throws |      | Rebounds |     | pf | a | tlo | blk | stl | pts | avg |
|----------|----------|----|-----|--------|------|------------|------|-------------|------|----------|-----|----|---|-----|-----|-----|-----|-----|
|          |          |    |     | fg-fga | pct  | 3fg-fga    | pct  | ft-fa       | pct  | off      | def |    |   |     |     |     |     |     |
| LONGWOOD | 11/09/18 | 3  |     | 0-0    | .000 | 0-0        | .000 | 0-0         | .000 | 0        | 0   | 0  | 0 | 0   | 0   | 0   | 0   | 0.0 |
| SFBKM    | 11/14/18 | 2  |     | 0-1    | .000 | 0-0        | .000 | 0-0         | .000 | 0        | 0   | 0  | 0 | 0   | 0   | 0   | 0   | 0.0 |
| Totals   |          | 0  | 5   | 0-1    | .000 | 0-0        | .000 | 0-0         | .000 | 0        | 0   | 0  | 0 | 0   | 0   | 0   | 0   | 0.0 |

CAREER STATISTICS

| Season | gp-gs | min/avg | Total  |       | 3-Point |       | F-Throws |      | Rebounds |     | pf | fo | ast | to | blk | stl | Scoring |     |
|--------|-------|---------|--------|-------|---------|-------|----------|------|----------|-----|----|----|-----|----|-----|-----|---------|-----|
|        |       |         | fg-fga | pct   | fg-fga  | pct   | ft-fa    | pct  | off      | def |    |    |     |    |     |     | pts     | avg |
| 2016   | 1-0   | 2/2.0   | 0-0    | .000  | 0-0     | .000  | 0-0      | .000 | 0        | 0   | 0  | 0  | 0   | 1  | 0   | 0   | 0       | 0.0 |
| 2017   | 5-0   | 13/2.6  | 2-2    | 1.000 | 1-1     | 1.000 | 1-2      | .500 | 0        | 0   | 0  | 0  | 0   | 0  | 0   | 0   | 6       | 1.2 |
| 2018   | 2-0   | 5/2.5   | 0-1    | .000  | 0-0     | .000  | 0-0      | .000 | 0        | 0   | 0  | 0  | 0   | 0  | 0   | 0   | 0       | 0.0 |
| TOTAL  | 8-0   | 20/2.5  | 2-3    | .667  | 1-1     | 1.000 | 1-2      | .500 | 0        | 0   | 0  | 0  | 0   | 1  | 1   | 0   | 6       | 0.8 |







# #32 Julius JOHNSON

## 6-3 | 200 | Senior

### Cocoa, Fla. (Florida Air Academy)

#### SINGLE-GAME HIGHS

Points: 17, Dayton -- 01/09/18  
 Rebounds: 8, at Bucknell -- 11/30/16  
 Assists: 4, at Bucknell -- 11/30/16  
 Steals: 3, Jacksonville State -- 11/13/17; JMU -- 12/10/17  
 Blocks: 2, UMBC -- 12/10/16  
 FG made: 5, 5 times  
 FG attempts: 9, at Fordham -- 01/03/18; Dayton -- 01/09/18  
 3FG made: 5, Dayton -- 01/09/18  
 3FG attempts: 9, at Fordham -- 01/03/18  
 FT made: 6, at GW -- 02/21/18  
 FT attempts: 6, at GW -- 02/21/18

#### SENIOR (2018-19)

##### GAME-BY-GAME

11/9 vs LONGWOOD - 1st Spider off the bench, entering the game with 17 minutes left in the 1st half

#### JUNIOR (2017-18)

- Appeared in all 32 games, averaging 15.9 minutes per game (sixth on team)
- Scored 3.7 points per game (sixth on team) while shooting 34.3 percent from three-point range (third on team)
- Has played in 82 straight games dating back to his freshman season, the longest active streak of any Spider
- Scored 19 points (9.5 per game) in the A-10 Tournament, nearly six points above his season average

#### SOPHOMORE (2016-17)

- Played in all 35 games with 17 starts ... averaged 22.4 minutes per game (fifth on team)
- Scored 4.9 points and recorded 2.6 rebounds per game
- Scored career-high 16 points vs Duquesne (Jan. 28) and matched it vs Davidson on Feb. 21
- Registered career-highs in rebounds (eight) and assists (four) Nov. 30 at Bucknell

#### FRESHMAN (2015-16)

- Played in 26 games, averaging 8.0 minutes per game
- Scored 36 points and grabbed 22 rebounds on the season
- Scored first career points on a bucket against Stetson (11/15)
- Scored eight points with two threes in A-10 tournament win over Fordham

#### HIGH SCHOOL

- Led Florida Air Academy to a 21-5 record in 2014-15, advancing to the regional finals
- Scored 21 points per game and averaged four rebounds and five assists in 2014-15 season
- Earned Florida 3A All-State Second Team honors after both junior and senior seasons
- Averaged 28 points per game as a junior, leading FAA to 26-2 record
- Only second player in school history to surpass 1,000 points by junior season
- Ranked #32 in FloridaHoops.com top state players in 2015 class
- Signed NLI in early signing period of Fall 2014

#### PERSONAL

- Son of Katherine Jameson
- Born on April 25, 1996

#### SEASON GAME-BY-GAME


| Opponent | Date     | gs | min | Total  |      | 3-Pointers |      | Free throws |      | Rebounds |     |     |     | pf | a | t/o | blk | stl | pts | avg |
|----------|----------|----|-----|--------|------|------------|------|-------------|------|----------|-----|-----|-----|----|---|-----|-----|-----|-----|-----|
|          |          |    |     | fg-fga | pct  | 3fg-fga    | pct  | ft-fa       | pct  | off      | def | tot | avg |    |   |     |     |     |     |     |
| LONGWOOD | 11/09/18 |    | 16  | 1-5    | .200 | 1-4        | .250 | 0-0         | .000 | 0        | 3   | 3   | 3.0 | 2  | 0 | 0   | 0   | 0   | 3   | 3.0 |
| SFBKM    | 11/14/18 |    | 11  | 0-1    | .000 | 0-1        | .000 | 0-0         | .000 | 0        | 1   | 1   | 2.0 | 3  | 1 | 0   | 1   | 0   | 0   | 1.5 |
| IUPUI    | 11/16/18 |    | 16  | 0-1    | .000 | 0-1        | .000 | 0-0         | .000 | 0        | 0   | 0   | 1.3 | 0  | 0 | 1   | 0   | 1   | 0   | 1.0 |
| Totals   |          | 0  | 43  | 1-7    | .143 | 1-6        | .167 | 0-0         | .000 | 0        | 4   | 4   | 1.3 | 5  | 1 | 1   | 1   | 1   | 3   | 1.0 |

#### CAREER STATISTICS

CAREER STATISTICS

| Season | gp-gs | min/avg   | Total   |      | 3-Point |      | F-Throws |      | Rebounds |     |     |     | Scoring |    |     |    |     |     |     | Scoring |  |
|--------|-------|-----------|---------|------|---------|------|----------|------|----------|-----|-----|-----|---------|----|-----|----|-----|-----|-----|---------|--|
|        |       |           | fg-fga  | pct  | fg-fga  | pct  | ft-fa    | pct  | off      | def | tot | avg | pf      | fo | ast | to | blk | stl | pts | avg     |  |
| 2015   | 26-0  | 207/8.0   | 13-46   | .283 | 6-33    | .182 | 4-5      | .800 | 6        | 16  | 22  | 0.8 | 30      | 0  | 6   | 4  | 4   | 1   | 36  | 1.4     |  |
| 2016   | 35-17 | 783/22.4  | 59-142  | .415 | 26-83   | .313 | 27-34    | .794 | 19       | 71  | 90  | 2.6 | 88      | 0  | 34  | 24 | 5   | 23  | 171 | 4.9     |  |
| 2017   | 32-0  | 510/15.9  | 39-99   | .394 | 24-70   | .343 | 15-19    | .789 | 10       | 43  | 53  | 1.7 | 58      | 1  | 26  | 16 | 1   | 17  | 117 | 3.7     |  |
| 2018   | 3-0   | 43/14.3   | 1-7     | .143 | 1-6     | .167 | 0-0      | .000 | 0        | 4   | 4   | 1.3 | 5       | 0  | 1   | 1  | 1   | 1   | 3   | 1.0     |  |
| TOTAL  | 96-17 | 1543/16.1 | 112-294 | .381 | 57-192  | .297 | 46-58    | .793 | 35       | 134 | 169 | 1.8 | 181     | 1  | 67  | 45 | 11  | 42  | 327 | 3.4     |  |





# #33 Grant GOLDEN

## 6-10 | 265 | Redshirt Sophomore

### Winchester, Va. (St. James (Md.))

#### SINGLE-GAME HIGHS

Points: 26, UMASS -- 02/28/18; vs UAB -- 11/20/17  
 Rebounds: 11, UMASS -- 02/28/18  
 Assists: 5, JMU -- 12/10/17  
 Steals: 3, at Duquesne -- 01/24/18; JMU -- 12/10/17  
 Blocks: 3, at Saint Louis -- 01/06/18; vs UAB -- 11/20/17; Longwood -- 11/09/18  
 FG made: 12, UMASS -- 02/28/18  
 FG attempts: 20, at Duquesne -- 01/24/18; at MASON -- 03/03/18  
 3FG made: 4, GEORGETOWN -- 11/25/17  
 3FG attempts: 8, GEORGETOWN -- 11/25/17  
 FT made: 7, at Saint Louis -- 01/06/18  
 FT attempts: 10, at Saint Louis -- 01/06/18

#### REDSHIRT SOPHOMORE (2018-19)

##### GAME-BY-GAME

11/16 vs IUPUI - Registered his sixth career double-double, finishing with 18 points and 10 rebounds  
 11/14 vs ST. FRANCIS - Recorded his 11th career 20-point game, finishing with 20 points on 9-12 shooting  
 11/9 vs LONGWOOD - Scored 10 of his 14 points in the 2nd half ... Tied a career high with 3 blocks

- Named Preseason First-Team All-Conference at the A-10's Media Day on October 18 ... Became the fourth different Spider to earn Preseason First-Team All-Conference honors under Chris Mooney (T.J. Cline - 2016, Kendall Anthony - 2014, Kevin Anderson - 2009-10) ... One of three sophomores to earn Preseason First-Team All-A-10 honors in last 10 years, joining Kellan Grady (Davidson, 2018) and DeAndre' Bemby (Saint Joseph's, 2014)
- Ranked as No. 9 mid-major center in D-I by CBB Central during the preseason ... Ranked as No. 10 player in A-10 by A10Talk.com during the preseason

#### REDSHIRT FRESHMAN (2017-18)

- Scored 498 points, breaking the record for most points by a Spider freshman (Mike Perry - 494 in 1977-78)
- Averaged team-high 15.6 points per game and recorded 6.7 rebounds per game (second on team)
- One of seven freshmen in D-I to average 15.5 points and six rebounds per game
- Led team with five double-doubles, most by a Spiders freshman since 1998-99 (Charles Stephens)
- Selected Third-Team All-Conference and All-Rookie Team in Atlantic 10 ... With Davidson's Kellan Grady, first freshmen to make A-10 All-Conference team since 2012-13 (Semaj Christon, Xavier)
- Named A-10 Rookie of the Week three times (November 27, January 29, March 5)
- Selected to All-Tournament Team at Cayman Islands Classic after averaging 18 points and five rebounds while shooting 56 percent from field in three games
- Ranked as the 15th-best player in the conference during the 2017-18 season by A-10Talk.com in May

#### FRESHMAN (2016-17)

- Granted medical redshirt by NCAA after undergoing cardiac ablation procedure on Dec. 22 to correct an accelerated heart rate that caused him to collapse vs Texas Tech on Dec. 17
- Appeared in nine games totaling 18 points, 18 rebounds, and eight assists
- Led team with 10.6 rebounds per 40 minutes
- Scored career-best six points Dec. 3 vs Wake Forest ... grabbed career-high four rebounds Nov. 25 vs Maryland and Dec. 10 vs UMBC

#### HIGH SCHOOL

- Moved to St. James HS in Hagerstown, Md. for final two seasons of high school
- Washington County Co-Player of the Year in 2015-16
- Led St. James to Independent-Parochial School League and Mid-Atlantic Conference titles
- Averaged 17.2 ppg, 10.3 rpg, 3.5 apg and 1.3 bpg in his senior year
- Shot 54.7 percent from the field and 42.9 percent from three in 15-16
- Sat out junior season with ankle injury
- Averaged 18.1 ppg and 7.7 rpg in 2013-14 at Sherando HS in Stephens City, Va.

#### PERSONAL

- Son of Ellen and Craig
- Younger brother Bryce plays basketball at Butler University
- Father played basketball at Fairfield University and two grandfathers played collegiate football
- Born on Jan. 15, 1998

#### SEASON GAME-BY-GAME

| Opponent | Date     | gs | min | Total  |       | 3-Pointers |      | Free throws |       | Rebounds |     |     |     | pf  | a | t/o | blk | stl | pts | avg  |
|----------|----------|----|-----|--------|-------|------------|------|-------------|-------|----------|-----|-----|-----|-----|---|-----|-----|-----|-----|------|
|          |          |    |     | fg-fga | pct   | 3fg-fga    | pct  | ft-fa       | pct   | off      | def | tot | avg |     |   |     |     |     |     |      |
| LONGWOOD | 11/09/18 | *  | 29  | 5-13   | .385  | 0-1        | .000 | 4-9         | .444  | 0        | 6   | 6   | 6.0 | 1   | 1 | 4   | 3   | 0   | 14  | 14.0 |
| SFBKM    | 11/14/18 | *  | 29  | 9-12   | .750  | 0-1        | .000 | 2-4         | .500  | 0        | 4   | 4   | 5.0 | 1   | 2 | 2   | 0   | 0   | 20  | 17.0 |
| IUPUI    | 11/16/18 | *  | 33  | 6-15   | .400  | 0-3        | .000 | 6-8         | .750  | 1        | 9   | 10  | 6.7 | 3   | 4 | 1   | 0   | 1   | 18  | 17.3 |
| Totals   |          |    | 3   | 91     | 20-40 | .500       | 0-5  | .000        | 12-21 | .571     | 1   | 19  | 20  | 6.7 | 5 | 7   | 7   | 3   | 52  | 17.3 |

#### CAREER STATISTICS

|        |       |           | Total   |      | 3-Point |      | F-Throws |      | Rebounds |     |     |     |    |    |     |    |     |     |     |      | Scoring |  |
|--------|-------|-----------|---------|------|---------|------|----------|------|----------|-----|-----|-----|----|----|-----|----|-----|-----|-----|------|---------|--|
| Season | gp-gs | min/avg   | fg-fga  | pct  | fg-fga  | pct  | ft-fa    | pct  | off      | def | tot | avg | pf | fo | ast | to | blk | stl | pts | avg  |         |  |
| 2016   | 9-0   | 68/7.6    | 7-20    | .350 | 1-5     | .200 | 3-9      | .333 | 3        | 15  | 18  | 2.0 | 9  | 0  | 8   | 3  | 2   | 0   | 18  | 2.0  |         |  |
| 2017   | 32-32 | 981/30.7  | 208-418 | .498 | 22-80   | .275 | 60-96    | .625 | 49       | 166 | 215 | 6.7 | 79 | 1  | 69  | 82 | 39  | 19  | 498 | 15.6 |         |  |
| 2018   | 3-3   | 91/30.3   | 20-40   | .500 | 0-5     | .000 | 12-21    | .571 | 1        | 19  | 20  | 6.7 | 5  | 0  | 7   | 7  | 3   | 1   | 52  | 17.3 |         |  |
| TOTAL  | 44-35 | 1140/25.9 | 235-478 | .492 | 23-90   | .256 | 75-126   | .595 | 53       | 200 | 253 | 5.8 | 93 | 1  | 84  | 92 | 44  | 20  | 568 | 12.9 |         |  |



# 2018-19 RESULTS & STATISTICS

| RECORD:        | OVERALL | HOME | AWAY | NEUTRAL |
|----------------|---------|------|------|---------|
| ALL GAMES      | 2-1     | 2-1  | 0-0  | 0-0     |
| CONFERENCE     | 0-0     | 0-0  | 0-0  | 0-0     |
| NON-CONFERENCE | 2-1     | 2-1  | 0-0  | 0-0     |

| #              | Player              | gp-gs | min | avg    | Total  |       | 3-Point |      | F-Throw |       | Rebounds |     |     |      |    |    |    |    | a | to | blk | stl  | pts | avg |
|----------------|---------------------|-------|-----|--------|--------|-------|---------|------|---------|-------|----------|-----|-----|------|----|----|----|----|---|----|-----|------|-----|-----|
|                |                     |       |     |        | fg-fga | fg%   | 3fg-fga | 3fg% | ft-fa   | ft%   | off      | def | tot | avg  | pf | dq |    |    |   |    |     |      |     |     |
| 00             | GILYARD, Jacob      | 3-3   | 109 | 36.3   | 23-41  | .561  | 7-19    | .368 | 8-13    | .615  | 1        | 6   | 7   | 2.3  | 5  | 0  | 17 | 10 | 0 | 8  | 61  | 20.3 |     |     |
| 05             | SHEROD, Nick        | 3-3   | 106 | 35.3   | 21-37  | .568  | 7-13    | .538 | 6-10    | .600  | 4        | 13  | 17  | 5.7  | 4  | 0  | 4  | 7  | 0 | 7  | 55  | 18.3 |     |     |
| 33             | GOLDEN, Grant       | 3-3   | 91  | 30.3   | 20-40  | .500  | 0-5     | .000 | 12-21   | .571  | 1        | 19  | 20  | 6.7  | 5  | 0  | 7  | 7  | 3 | 1  | 52  | 17.3 |     |     |
| 04             | CAYO, Nathan        | 3-3   | 95  | 31.7   | 11-15  | .733  | 0-0     | .000 | 4-8     | .500  | 3        | 9   | 12  | 4.0  | 9  | 0  | 3  | 3  | 4 | 1  | 26  | 8.7  |     |     |
| 11             | WOJCIK, Jake        | 3-3   | 83  | 27.7   | 6-19   | .316  | 3-12    | .250 | 4-4     | 1.000 | 2        | 11  | 13  | 4.3  | 7  | 0  | 6  | 2  | 0 | 9  | 19  | 6.3  |     |     |
| 02             | KOUREISSI, Souleyma | 1-0   | 3   | 3.0    | 1-1    | 1.000 | 0-0     | .000 | 1-1     | 1.000 | 1        | 0   | 1   | 1.0  | 0  | 0  | 0  | 0  | 0 | 0  | 3   | 3.0  |     |     |
| 15             | GRACE, Matt         | 2-0   | 14  | 7.0    | 1-2    | .500  | 1-2     | .500 | 0-1     | .000  | 1        | 0   | 1   | 0.5  | 1  | 0  | 0  | 0  | 0 | 0  | 3   | 1.5  |     |     |
| 32             | JOHNSON, Julius     | 3-0   | 43  | 14.3   | 1-7    | .143  | 1-6     | .167 | 0-0     | .000  | 0        | 4   | 4   | 1.3  | 5  | 0  | 1  | 1  | 1 | 1  | 3   | 1.0  |     |     |
| 24             | YATES, Noah         | 3-0   | 43  | 14.3   | 1-5    | .200  | 0-4     | .000 | 0-0     | .000  | 0        | 6   | 6   | 2.0  | 1  | 0  | 0  | 2  | 1 | 3  | 2   | 0.7  |     |     |
| 30             | ODDO, Keith         | 2-0   | 5   | 2.5    | 0-1    | .000  | 0-0     | .000 | 0-0     | .000  | 0        | 0   | 0   | 0.0  | 0  | 0  | 0  | 0  | 0 | 0  | 0   | 0.0  |     |     |
| 03             | SCHNEIDER, Bryce    | 1-0   | 2   | 2.0    | 0-0    | .000  | 0-0     | .000 | 0-0     | .000  | 0        | 0   | 0   | 0.0  | 0  | 0  | 0  | 0  | 0 | 0  | 0   | 0.0  |     |     |
| 22             | GUSTAVSON, Andre    | 2-0   | 5   | 2.5    | 0-0    | .000  | 0-0     | .000 | 0-0     | .000  | 0        | 1   | 1   | 0.5  | 0  | 0  | 0  | 2  | 0 | 0  | 0   | 0.0  |     |     |
| Team           |                     |       |     |        |        |       |         |      |         |       | 3        | 5   | 8   |      |    |    |    |    |   |    |     |      |     |     |
| Total.....     |                     | 3     | 599 | 85-168 |        | .506  | 19-61   | .311 | 35-58   | .603  | 16       | 74  | 90  | 30.0 | 37 | 0  | 38 | 35 | 9 | 30 | 224 | 74.7 |     |     |
| Opponents..... |                     | 3     | 602 | 77-170 |        | .453  | 23-74   | .311 | 22-35   | .629  | 25       | 82  | 107 | 35.7 | 50 | -  | 31 | 45 | 9 | 19 | 199 | 66.3 |     |     |

## TEAM STATISTICS

|                        | RICH   | OPP    |
|------------------------|--------|--------|
| SCORING                | 224    | 199    |
| Points per game        | 74.7   | 66.3   |
| Scoring margin         | +8.3   | -      |
| FIELD GOALS-ATT        | 85-168 | 77-170 |
| Field goal pct         | .506   | .453   |
| 3 POINT FG-ATT         | 19-61  | 23-74  |
| 3-point FG pct         | .311   | .311   |
| 3-pt FG made per game  | 6.3    | 7.7    |
| FREE THROWS-ATT        | 35-58  | 22-35  |
| Free throw pct         | .603   | .629   |
| F-Throws made per game | 11.7   | 7.3    |
| REBOUNDS               | 90     | 107    |
| Rebounds per game      | 30.0   | 35.7   |
| Rebounding margin      | -5.7   | -      |
| ASSISTS                | 38     | 31     |
| Assists per game       | 12.7   | 10.3   |
| TURNOVERS              | 35     | 45     |
| Turnovers per game     | 11.7   | 15.0   |
| Turnover margin        | +3.3   | -      |
| Assist/turnover ratio  | 1.1    | 0.7    |
| STEALS                 | 30     | 19     |
| Steals per game        | 10.0   | 6.3    |
| BLOCKS                 | 9      | 9      |
| Blocks per game        | 3.0    | 3.0    |
| ATTENDANCE             | 18583  | 0      |
| Home games-Avg/Game    | 3-6194 | 0-0    |
| Neutral site-Avg/Game  | -      | 0-0    |

| Date     | Opponent |   | Score | Att. |
|----------|----------|---|-------|------|
| 11/09/18 | LONGWOOD | L | 58-63 | 6717 |
| 11/14/18 | SFBKM    | W | 88-66 | 6851 |
| 11/16/18 | IUPUI    | W | 78-70 | 5015 |

\* - Conference game

| Score by Periods | 1st | 2nd | Totals |
|------------------|-----|-----|--------|
| RICHMOND         | 110 | 114 | 224    |
| Opponents        | 99  | 100 | 199    |





## TV/RADIO SPEED CHART



## #0 JACOB GILYARD

G | SO | 5-9 | 160 | KANSAS CITY, MO

| PTS  | REB | AST | STL | MIN  |
|------|-----|-----|-----|------|
| 20.3 | 2.3 | 5.7 | 2.7 | 36.3 |

- 1 of 3 D-I players w 20 PPG, 5 APG, 50% FGs this season
- Scored career-high 31 pts vs IUPUI (27 pts, 10-11 FG in 2nd half)
- Preseason A-10 All-Defensive Team (1st Spider since 2014)
- School-record 89 steals last season (6th most in D-I)
- UR freshman record 130 assists last season (9th most ever by Spider)
- Scored 6th-most points ever by UR freshman last season (366)

## CAREER HIGHS

| PTS | REB |
|-----|-----|
| 31  | 5   |
| AST | STL |
| 8   | 6   |

## LAST GAME

| PTS | REB |
|-----|-----|
| 31  | 3   |
| AST | STL |
| 6   | 2   |



## #2 SOULEYMANE KOUREISSI

F | FR | 6-9 | 200 | HARLEM, NY

| PTS | REB | AST | STL | MIN |
|-----|-----|-----|-----|-----|
| 3.0 | 1.0 | 0.0 | 0.0 | 3.0 |

- Grabbed O rebound, made put-back and was fouled in UR debut 11/14
- Averaged team-high 16.3 pts, 8.5 reb at NY's Iona Prep last season
- No. 8 Class of 2018 recruit in state of NY according to 247sports.com
- Had more than a dozen D-I offers, including Big Ten & Big East schools
- Mooney: "probably as highly-rated a player as we've ever signed"
- Name is pronounced SAHL-uh-moh-ner ESS-ee

## CAREER HIGHS

| PTS | REB |
|-----|-----|
| 3   | 1   |
| AST | STL |
| --  | --  |

## LAST GAME

| PTS | REB |
|-----|-----|
| 3   | 1   |
| AST | STL |
| 0   | 0   |



## #3 BRYCE SCHNEIDER

G | R-FR | 6-5 | 180 | MYRTLE BEACH, SC

| PTS | REB | AST | STL | MIN |
|-----|-----|-----|-----|-----|
| 0.0 | 0.0 | 0.0 | 0.0 | 2.0 |

- Played 2 mins in Spiders debut on 11/14 vs St. Francis Brooklyn
- Redshirted last season and battled ankle injury throughout year
- Crafty lefty with surprising athleticism is excellent rebounder for size
- Averaged 14.8 pts, 7.3 reb, 4.4 ast as a senior in high school
- Father Jeff played at Va Tech, was 5th-rd pick in 1982 NBA Draft
- Brother David was 2-time All-CAA selection at William & Mary

## CAREER HIGHS

| PTS | REB |
|-----|-----|
| --  | --  |
| AST | STL |
| --  | --  |

## LAST GAME

| PTS | REB |
|-----|-----|
| 0   | 0   |
| AST | STL |
| 0   | 0   |



## #4 NATHAN CAYO

F | SO | 6-7 | 205 | MONTREAL, QUEBEC

| PTS | REB | AST | BLK | MIN  |
|-----|-----|-----|-----|------|
| 8.7 | 4.0 | 1.0 | 1.3 | 31.7 |

- Career-high 4 blocks vs IUPUI, including back-to-back blocks on dunk attempts
- Scored career-high 15 points vs St. Francis Brooklyn
- Rich Times-Dispatch: "drives like a guard, finishes like a power forward"
- 1 of 3 UR freshmen to start last season (most since 2006-07)
- High riser is best dunker, best interior defender on team
- Is trilingual, also speaks French and Creole

## CAREER HIGHS

| PTS | REB |
|-----|-----|
| 15  | 7   |
| AST | BLK |
| 2   | 4   |

## LAST GAME

| PTS | REB |
|-----|-----|
| 3   | 2   |
| AST | BLK |
| 0   | 4   |



## #5 NICK SHEROD

G | JR | 6-4 | 230 | RICHMOND, VA

| PTS  | REB | AST | STL | MIN  |
|------|-----|-----|-----|------|
| 18.3 | 5.7 | 1.3 | 2.3 | 35.3 |

- 20+ pts in each of last 2 games (ties longest career streak)
- 6-8 3-pt FG last 2 games (1-5 in 1st game of season)
- Started 51 straight games for Spiders (longest active streak)
- Increased scoring average every month last season
- 2016 Richmond Times-Dispatch Metro Player of the Year
- All-time leading scorer in VA high school history (2,815 points)

## CAREER HIGHS

| PTS | REB |
|-----|-----|
| 32  | 14  |
| AST | STL |
| 3   | 4   |

## LAST GAME

| PTS | REB |
|-----|-----|
| 22  | 4   |
| AST | STL |
| 2   | 2   |



## #11 JAKE WOJCIC

G | FR | 6-4 | 185 | SAN JOSE, CA

| PTS | REB | AST | STL | MIN  |
|-----|-----|-----|-----|------|
| 6.3 | 4.3 | 2.0 | 3.0 | 27.7 |

- Vs St. Francis: 1st UR player w 5 Pts/Reb/Asst/STL since 1998 (Jon Baker)
- 2-time West Coast Athletic League Player of the Year
- Honorable Mention All-State selection in California last season
- Originally committed to Siena, re-opened recruitment after coaching change
- Father Dave was head coach at San Jose St from 2013-17
- Uncle Doug is former head coach at Tulsa & College of Charleston

## CAREER HIGHS

| PTS | REB |
|-----|-----|
| 8   | 8   |
| AST | STL |
| 5   | 5   |

## LAST GAME

| PTS | REB |
|-----|-----|
| 4   | 1   |
| AST | STL |
| 0   | 2   |



## #15 MATT GRACE

F | FR | 6-9 | 210 | HAMILTON, ONTARIO

| PTS | REB | AST | STL | MIN |
|-----|-----|-----|-----|-----|
| 1.5 | 0.5 | 0.0 | 0.0 | 7.0 |


- Swished corner 3-pointer vs St. Francis Brooklyn
- 1 of 4 members of high school senior class to sign with D-I program
- Led team to league title in Ontario Scholastic Basketball Assoc last year
- Averaged 10 pts, 7 reb during postseason tournament last year
- Passing ability from post, 3-pt range makes him good fit for UR offense
- Former hockey player

## CAREER HIGHS

| PTS | REB |
|-----|-----|
| 3   | 1   |
| AST | STL |
| --  | --  |

## LAST GAME

| PTS | REB |
|-----|-----|
| 3   | 1   |
| AST | STL |
| 0   | 0   |



## #22 ANDRE GUSTAVSON

G | FR | 6-4 | 175 | HELSINKI, FINLAND

| PTS | REB | AST | STL | MIN |
|-----|-----|-----|-----|-----|
| 0.0 | 0.5 | 0.0 | 0.0 | 2.5 |

- 11.4 PPG, 54% FG pct at Helsinki Basketball Academy last year
- Averaged over 10 PPG at 2017, 2018 FIBA European Championships
- Standout athlete can jump, put ball through legs, and dunk
- Attended same school as Lauri Markkanen of Chicago Bulls
- Coached at HBA by Hanno Mottola (1st Finnish player in NBA)
- Had only been to USA 3 times before official visit to Richmond

## CAREER HIGHS

| PTS | REB |
|-----|-----|
| --  | 1   |
| AST | STL |
| --  | --  |

## LAST GAME

| PTS | REB |
|-----|-----|
| 0   | 1   |
| AST | STL |
| 0   | 0   |



## #24 NOAH YATES

F | GR | 6-5 | 210 | PT PLEASANT BEACH, NJ

| PTS | REB | AST | STL | MIN  |
|-----|-----|-----|-----|------|
| 0.7 | 2.0 | 0.0 | 1.0 | 14.3 |


- Yale graduate received a dozen D-I scholarship offers last spring
- Shot 38.2 pct from 3-pt range last year (13th in Ivy League)
- Appeared in all 31 games for Yale last year (2 starts)
- Joined Yale basketball team after playing football as FR/SO (was a TE)
- Expected to be eligible for 2019-20 season as well
- All-Conference in basketball, baseball, & football in high school

## CAREER HIGHS (YALE &amp; UR)

| PTS | REB |
|-----|-----|
| 17  | 9   |
| AST | STL |
| 4   | 3   |

## LAST GAME

| PTS | REB |
|-----|-----|
| 0   | 3   |
| AST | STL |
| 0   | 2   |



## #30 KEITH ODDO

G | SR | 6-1 | 185 | ROANOKE, VA

| PTS | REB | AST | STL | MIN |
|-----|-----|-----|-----|-----|
| 0.0 | 0.0 | 0.0 | 0.0 | 2.5 |

- Appeared in five games last season, totaling 6 pts and 1 ast
- One of two seniors on team and only walk-on upperclassman
- Scored over 1,000 points in his high school career
- Veteran presence in young Spiders backcourt
- Played for 1979 NCAA Coach of the Year Bill Hodges in high school
- Dream job is to work in an NBA front office

## CAREER HIGHS

| PTS | REB |
|-----|-----|
| 3   | --  |
| AST | STL |
| 1   | --  |

## LAST GAME

| PTS | REB |
|-----|-----|
| 0   | 0   |
| AST | BLK |
| 0   | 0   |



## #32 JULIUS JOHNSON

G | SR | 6-3 | 200 | COCOA, FL

| PTS | REB | AST | STL | MIN  |
|-----|-----|-----|-----|------|
| 1.0 | 1.3 | 0.3 | 0.3 | 14.3 |

- Played in 85 straight games (longest active streak of any Spider)
- Led Spiders in scoring twice last year (at Fordham, vs Dayton)
- Streaky 3-point shooter gives Spiders depth in backcourt
- Averaged 9.5 points per game in last year's A-10 tournament
- Two-time Second Team All-State selection in Florida
- Nickname is "Wolfman" among teammates

## CAREER HIGHS

| PTS | REB |
|-----|-----|
| 17  | 8   |
| AST | STL |
| 4   | 3   |

## LAST GAME

| PTS | REB |
|-----|-----|
| 0   | 0   |
| AST | STL |
| 0   | 1   |



## #33 GRANT GOLDEN

F | R-SO | 6-10 | 265 | WINCHESTER, VA

| PTS  | REB | AST | BLK | MIN  |
|------|-----|-----|-----|------|
| 17.3 | 6.7 | 2.3 | 1.0 | 30.3 |

- Recorded 6th career double-double vs IUPUI (18 Pts, 10 Reb)
- Preseason A-10 First Team All-Conference selection
- 1 of 3 sophomores on Preseason 1st Team All-A-10 last 10 years
- 498 points last season broke UR freshman record
- Named Third Team All-Conference, A-10 All-Rookie Team last season
- Received medical redshirt in 2016-17 after midseason heart procedure

## CAREER HIGHS

| PTS | REB |
|-----|-----|
| 26  | 11  |
| AST | BLK |
| 5   | 3   |

## LAST GAME

| PTS | REB |
|-----|-----|
| 18  | 10  |
| AST | BLK |
| 4   |     |

