

RICHMOND MEN'S BASKETBALL

9 NCAA TOURNAMENT APPEARANCES | 2 SWEET SIXTEENS | 6 CONFERENCE TITLES



2017-18 MEN'S BASKETBALL SCHEDULE/RESULTS

NOVEMBER

Nov. 10	DELAWARE ^A (NBCSW+)	L, 76-63
Nov. 13	JACKSONVILLE ST (NBCSW)	L, 94-61
Nov. 20	vs UAB [^]	W, 63-50
Nov. 21	vs #12 Cincinnati [^]	L, 75-48
Nov. 22	LA-Lafayette [^]	L, 82-76
Nov. 25	GEORGETOWN (STADIUM)	6 PM
NOV. 29	VERMONT (NBCSW+)	7 PM

DECEMBER

Dec. 2	at Wake Forest	4 PM
Dec. 6	at Old Dominion	7 PM
Dec. 9	JAMES MADISON (NBCSW+)	6 PM
Dec. 19	BUCKNELL (MASN)	7 PM
Dec. 23	at Boston College	1 PM
Dec. 30	DAVIDSON* (NBCSN)	4:30 PM

JANUARY

Jan. 3	at Fordham*	7 PM
Jan. 6	at Saint Louis*	8 PM
Jan. 9	DAYTON* (STADIUM)	7 PM
Jan. 13	GEORGE WASHINGTON* (NBCSN)	4:30 PM
Jan. 17	at VCU*† (STADIUM)	7 PM
Jan. 20	LA SALLE*& (NBCSN)	2:30 PM
Jan. 24	at Duquesne*	7 PM
Jan. 28	at Davidson* (NBCSN)	2 PM

FEBRUARY

Feb. 3	GEORGE MASON* (NBCSN)	4:30 PM
Feb. 7	VCU*† (CBSSN)	9 PM
Feb. 10	at St. Bonaventure*	4 PM
Feb. 13	at Rhode Island* (CBSSN)	8:30 PM
Feb. 17	SAINT LOUIS* (NBCSW+)	6 PM
Feb. 21	at George Washington* (STADIUM)	7 PM
Feb. 24	SAINT JOSEPH'S* (NBCSW)	6 PM
Feb. 28	UMASS*# (MASN2)	7 PM

MARCH

March 3	at George Mason*	7 PM
March 7-11	A-10 Championship	TBD

BOLD indicates home game
^Δ Home Opener Presented By Carreras Jewelers
[^] Cayman Islands Classic
[†] Lumber Liquidators Capital City Classic
[&] Presented By Mango Salon
[#] Presented By Lakewood
^{*} Atlantic 10 game
 All times EST, subject to change

Richmond SPIDERS (1-4) vs Georgetown HOYAS (3-0)

SPIDERS STARTERS

- Redshirt freshman Grant Golden is coming off a breakout performance at the Cayman Islands Classic, where the Spiders claimed fourth place in the eight-team field. Golden earned a spot on the all-tournament team after he registered 26 points and seven rebounds against UAB and 24 points with seven rebounds against Louisiana.
- Golden is one of three players nationally with multiple games with at least 24 points, seven rebounds, and two blocks this season. The others are Bonzie Colson (Notre Dame) and Lamar Stevens (Penn State).
- Golden leads the Spiders with 14.6 points per game and is the only player in Division I averaging 14 points, five rebounds, two blocks and two assists this season.
- Jacob Gilyard is playing a team-high 35.6 minutes per game, most in the nation among true freshmen.
- Richmond's four leading scorers are freshmen or sophomores. Players in their first two years of eligibility have combined to score 79 percent of Richmond's points this season. That's the 13th-highest figure in the country.
- De'Monte Buckingham was selected to Preseason All-Atlantic 10 Second Team, the only non-senior on the first or second preseason all-conference teams. He was also one of 21 players named to the Julius Erving Award preseason watch list. The Erving Award is presented by the Naismith Memorial Basketball Hall of Fame to the nation's top small forward.
- In 2017-18, Richmond returns four of its six leading scorers from a team that won 22 games a year ago and advanced to the NIT Quarterfinals for the second time in three seasons. Khwan Fore, the Spiders leading returning scorer, missed the first three games while recovering from a stress reaction in his left shin. He has totaled 10 points in 35 minutes in the two games since his return.

RECORD WATCH

- Coach Chris Mooney has a 226-179 career record in his 13 years at Richmond. Mooney needs 14 wins to pass Spiders legend Dick Tarrant (239-126) as the winningest coach in school history.
- The Spiders led the Atlantic-10 in field goal percentage in each of the last two seasons. In 2017-18, Richmond can become the first team to ever lead the conference in shooting in three straight years.

THE MATCHUP



Head Coach: Chris Mooney
 School Record: 226-178
 Career DI Record: 244-190

Head Coach: Patrick Ewing
 School Record: 3-0
 Career DI Record: 3-0

Meetings: 8

Leader: Georgetown, 6-2

Current Streak: GT W2

UR At Home: 1-4

1st Meeting: 12/17/1946

(UR lost 46-38)

Last Meeting: 12/29/1964

(UR lost 79-73)

SPIDER LINEUP

TOP PLAYERS

No.	Player	Yr.	Pos.	Ht.	Wt.	PPG	RPG	APG	Notes
11	De'Monte Buckingham	So.	G	6-4	230	12.0	6.4	4.0	2nd-team preseason All-A-10
2	Khwan Fore	R-Jr.	G	6-0	175	5.0	1.5	1.0	Leading returning scorer (11.2 PPG)
5	Nick Sherod	So.	G	6-4	230	9.0	2.4	1.2	Most pts in VA high school history
0	Jacob Gilyard	Fr.	G	5-9	160	11.6	2.2	3.2	35.6 mins/gm (leads team)
33	Grant Golden	R-Fr.	F	6-10	260	14.6	5.4	2.0	1st DI player w 26-7-2 game this yr
32	Julius Johnson	Jr.	G	6-3	200	1.8	1.2	0.8	Experienced, versatile shooter
13	Solly Stansbury	R-Jr.	F	6-7	215	5.8	2.2	1.4	Potential high-impact newcomer
4	Nathan Cayo	Fr.	G	6-7	205	2.0	1.6	0.4	Flashed in preseason
1	Joe Kirby	Sr.	G	6-1	205	2.0	0.8	0.2	Emotional senior leader
25	Jordan Madrid-Andrews	Gr.	F	6-8	240	0.7	0.7	0.0	Grad transfer (Chicago St)
44	Paul Friendship	R-Jr.	F	6-10	240	1.0	0.2	0.0	4th-yr junior who knows system

HOW TO WATCH, LISTEN, AND FOLLOW

WATCH



STADIUM, CBS 6.3

PxP: Matt Martucci Analyst: Tim Scarborough

LISTEN



PxP: Bob Black

Analyst: Greg Beckwith

RichmondSpiders.com

FOLLOW

@SpiderMBB

@SpiderMBB

Richmond Spiders Men's Basketball

ABOUT UR BASKETBALL

RICHMOND ROSTER

University Information
 Location University of Richmond, VA 23173
 Founded 1830
 Enrollment 2,990
 Nickname Spiders
 School Colors Red and Blue
 Arena Robins Center
 Opened 1972
 Capacity 7,201
 President Dr. Ronald A. Crutcher (Miami, 1969)
 Interim Athletics Director...David Walsh (Wisconsin, 1990)

Team Information
 Conference..... Atlantic 10
 2016-17 Record 22-13
 A10 Record (Finish)..... 13-5 (T-3rd)
 Letterwinners Returning/Lost..... 9/6
 Starters Returning/Lost..... 3/2
 Newcomers..... 8

Program History
 First Season of Men's Basketball..... 1913-14
 All-Time Record Entering 2017-18..... 1,363-1,175
 NCAA Appearances 9
 ('84, '86, '88, '90, '91, '98, '04, '10, '11)
 NCAA Tournament Record..... 8-9
 NIT Record (Appearances)..... 10-9 (9)
 Atlantic 10 Tournament Championships 1 (2011)

Coaching Staff
 Head CoachChris Mooney, 13th season
 Alma Mater, Year Princeton, 1994
 Record (12)/Entering 2017-18..... 225-175
 Record vs. A10 109-89
 Career D1 Record/Entering 2017-18.....243-187 (13)
 Associate Head Coach Rob Jones
(Toccoa Falls, '01), 13th Season
 Assistant CoachKim Lewis
 (Tulane '94), 7th Season
 Assistant Coach Marcus Jenkins
(Air Force '04), 3rd Season
 Director of Basketball Operations Steve Thomas
 (Rowan '06), 3rd Season
 Director of Program Development Mark McGonigal
 (Richmond '09), 2nd Season
 Video Coordinator Will Gipe
 (Virginia Tech '14), 2nd Season
 Athletic Trainer Adam Smith (Delaware '99)
 Strength Coach Jason DeMayo (Cortland '02)

Athletic Public Relations
 Web Site RichmondSpiders.com
 Athletic Department Phone 804-289-8363
 Athletic Department Fax 804-287-1919
 Men's Basketball Contact..... Jason Vida
 Office Phone..... 804-289-8320
 Cell Phone 267-566-2130
 Email..... jvida@richmond.edu
 Twitter @SpiderMBB
 Instagram @SpiderMBB

No.	Name	Pos.	Ht.	Wt.	Year	Hometown (High School/Previous School)
0	Gilyard, Jacob	G	5-9	160	Fr.	Kansas City, Mo. (The Barstow School)
1	Kirby, Joe	G	6-1	205	Sr.	Ft. Lauderdale, Fla. (Sagemont)
2	Fore, Khwan	G	6-0	175	R-Jr.	Huntsville, Ala. (Lee)
3	Schneider, Bryce	G	6-5	175	Fr.	Myrtle Beach, S.C. (Christian Academy of Myrtle Beach)
4	Cayo, Nathan	G	6-7	205	Fr.	Montreal, Canada (College Jean De Brebeuf)
5	Sherod, Nick	G	6-4	230	So.	Richmond, Va. (St. Christopher's)
11	Buckingham, De'Monte	G	6-4	230	So.	Richmond, Va. (Henrico)
12	Ford, Phoenix	F	6-8	210	Fr.	St. Petersburg, Fla. (St. Petersburg)
13	Stansbury, Solly	F	6-7	225	R-Jr.	Wilmington, Del. (Toms River North (N.J.)/Paris Levallois)
21	Verbinkis, Tomas	G/F	6-7	210	Fr.	Klaipeda, Lithuania (Sagemont)
22	Kulju, Sullivan	F	6-6	220	Fr.	New Berlin, Wisc. (Eisenhower)
25	Madrid-Andrews, Jordan	F	6-8	240	Gr.	Park Hill, Colo. (Bishop Machebeauf/Chicago State)
30	Oddo, Keith	G	6-1	185	Jr.	Roanoke, Va. (North Cross)
31	Gaitley, Jordan	G	6-4	190	Fr.	Haverford, Pa. (Fordham Prep (N.Y.))
32	Johnson, Julius	G	6-3	200	Jr.	Cocoa, Fla. (Florida Air Academy)
33	Golden, Grant	F	6-10	260	R-Fr.	Winchester, Va. (St. James (MD))
44	Friendshuh, Paul	F	6-10	240	R-Jr.	New Prague, Minn. (New Prague)

Head Coach (Alma Mater): Chris Mooney (Princeton '94), 13th Season
 Associate Head Coach: Rob Jones (Toccoa Falls '01), 13th Season
 Assistant Coach: Kim Lewis (Tulane '94), Seventh Season
 Assistant Coach: Marcus Jenkins (Air Force '04), Third Season
 Director of Basketball Operations: Steve Thomas (Rowan '06), Third Season
 Director of Program Development: Mark McGonigal (Richmond '09), Second Season
 Video Coordinator: Will Gipe (Virginia Tech '14), Second Season

PRONUNCIATIONS
 De'Monte Buckingham duh-MONT-ay
 Khwan Fore KWAHN FOUR
 Paul Friendshuh FRIEND-shu
 Jacob Gilyard GILL-yerd
 Sullivan Kulju COOL-you
 Nick Sherod sure-ROD

Breakdown BY CLASS
 Freshmen (8): Cayo, Ford, Gaitley, Gilyard, Golden, Kulju, Schneider, Verbinkis
 Sophomores (2): Buckingham, Sherod
 Juniors (5): Fore, Friendshuh, Johnson, Oddo, Stansbury
 Seniors (1): Kirby
 Graduate Students (1): Madrid-Andrews

Breakdown BY STATE
 Alabama (1): Fore
 CANADA (1): Cayo
 Colorado (1): Madrid-Andrews
 Florida (4): Ford, Johnson, Kirby, Verbinkis
 Minnesota (1): Friendshuh
 Missouri (1): Gilyard
 New Jersey (1): Stansbury
 New York (1): Gaitley
 South Carolina (1): Schneider
 Virginia (4): Buckingham, Golden, Oddo, Sherod
 Wisconsin (1): Kulju



THE OPPONENT: GEORGETOWN

ROBINS CENTER

SERIES HISTORY (GT, 6-2)

Date	Site	W/L	Score	Series
12/17/1946	H	L	38-46	0-1
12/20/1947	H	L	54-64	0-2
1/8/1949	H	L	44-69	0-3
2/16/1952	A	L	54-69	0-4
2/2/1957	H	W	97-81	1-4
2/5/1958	A	W	67-65 (OT)	2-4
12/29/1961	H	L	75-76	2-5
12/29/1964	A	L	73-79	2-6

Home: 1-4 Away: 1-2

SCOUTING REPORT

The Hoyas are off to a 3-0 start under new head coach Patrick Ewing with sizable wins over Jacksonville, Mount St. Mary's and Maryland-Eastern Shore.

Like Richmond, Georgetown's leading scorer is a 6'10" center. Junior Jessie Govan leads the Hoyas with 21 points and 14.3 rebounds per game, the second-highest rebounding figure in the nation.

Saturday's game is Georgetown's only non-conference game on the road. It is part of a home-and-home agreement agreed to by the two schools prior to the season. As part of the deal, the Spiders will visit Georgetown during the 2018-19 season.

SIDE-BY-SIDE

TEAM STATISTICS	GU	RICHMOND
SCORING	258	311
Points per game	86.0	62.2
Scoring margin	+25.3	-13.2
FIELD GOALS-ATT	95-183	115-263
Field goal pct	.519	.437
3 POINT FG-ATT	30-67	26-94
3-point FG pct	.448	.277
3-pt FG made per game	10.0	5.2
FREE THROWS-ATT	38-49	55-81
Free throw pct	.776	.679
F-Throws made per game	12.7	11.0
REBOUNDS	136	132
Rebounds per game	45.3	26.4
Rebounding margin	+16.7	-8.0
ASSISTS	67	68
Assists per game	22.3	13.6
TURNOVERS	47	76
Turnovers per game	15.7	15.2
Turnover margin	-3.0	+0.2
Assist/turnover ratio	1.4	0.9
STEALS	16	42
Steals per game	5.3	8.4
BLOCKS	16	16
Blocks per game	5.3	3.2
ATTENDANCE	20657	14006
Home games-Avg/Game	3-6886	2-7003



Capacity: 7,201	2016-17 Avg Attendance: 6,317 (3rd in A-10)
Season: 46th (opened in December 1972)	Sellouts in 2016-17: 6 (1 sellout thru 2 games in 2017-18)
All-Time Record: 430-201 (101-32 in last nine seasons)	Record For Home Wins, Season: 16, 2014-15
2016-17 Record: 12-5	

The Spiders will play at least 15 games at the Robins Center this season, home to Richmond basketball since 1972. Richmond has compiled a 101-32 record at home over the last nine seasons, tied for the second-most home wins of any A-10 team since 2009-10 (Dayton, 116).

Most Home Wins Last 8 Seasons A-10 Teams

Dayton	116-23
Richmond	101-32
St. Louis	101-46

Richmond's success at the Robins Center can be partly attributed to a home crowd that averages over 6,000 people per game. The Spiders ranked third in the A-10 in attendance last year, trailing only Dayton and VCU, and are among the national leaders in attendance for schools of similar size.

Best Attendance Last Season Enrollment Under 5,000 Students

Providence	8,492
Butler	8,357
Richmond	6,317



Going Young

The Spiders have started a redshirt junior (Stansbury), two sophomores (Buckingham and Sherod), a redshirt freshman (Golden), and a true freshman (Gilyard) in their five games this season.

Against Delaware, it was the first time the Spiders had no seniors in the starting lineup for their first game of the season since 1999, when three juniors and two sophomores started in a season-opening loss to Fordham.

Richmond has just two players on their roster in their final year of eligibility (Kirby, Madrid-Andrews), second-fewest in the A-10 behind George Mason.

Nearly all of the Spiders production has come from freshmen or sophomores.

Pct of Totals From Freshmen/Sophomores	
Richmond This Season	
Minutes	71%
Points	79%*
Field Goals	79%
Rebounds	77%
Assists	79%
Steals	62%
Blocks	81%
*13th in Division I	

The Spiders Offense

Coach Mooney's offensive system relies on all five players on the court constantly moving through a series of cuts, screens, hand-offs, etc. Richmond coaches embrace the concept of "position-less basketball," where each player could be asked to handle the ball, set screens, shoot three-pointers, and play in the post (potentially on the same possession). The offense, which features many similarities to the offenses run by the Golden State Warriors and Houston Rockets in the NBA, consistently produces a high-scoring attack defined by efficient shooting and standout passing. Last year, the Spiders were one of nation's top teams in assists per game and assist-to-turnover ratio.

Richmond Last Season

		D-I Rank	A-10 Rank
Ast/gm	16.9	14th	1st
Ast-TO ratio	1.48	10th	1st

The Spiders are also one of the nation's top shooting teams. Richmond could become the first school to ever lead the conference in shooting percentage in three straight seasons in 2017-18.

Led A-10 in FG Pct, Back-To-Back Seasons

Richmond	2015-16 to 2016-17
GW	2004-05 to 2005-06
Saint Joseph's	2000-01 to 2001-02
Xavier	1996-97 to 1997-98

De'Monte Buckingham

Buckingham is the Spiders most prominent returning player in 2017-18 following a freshman campaign last season that ended with A-10 Rookie of the Year honors.

Buckingham joined Kendall Anthony (2012) and Kevin Anderson (2008) as the only Spiders to be named the top first-year player in the A-10. Anthony (fourth) and Anderson (second) both rank in the top five on the Spiders all-time scoring list.

Buckingham is currently the team's second-leading scorer and leads the Spiders in both rebounds and assists. Buckingham is currently one of 19 players nationally averaging at least 12 points, six rebounds, and four assists per game. Of those 19, Buckingham is one of only six who are freshmen or sophomores.

Prior to his sophomore season, Buckingham was selected to the Preseason All-Atlantic 10 Second Team. He is the only non-senior on either the first or second teams. The last Spider to earn first or second team all-conference honors as a sophomore was Kevin Anderson in 2009 (Second Team All-A-10).

All-A-10 Preseason First & Second Teams

Seniors	9
Juniors	0
Sophomores	1 (Buckingham)
Freshmen	0

WITH A WIN

The Spiders would ...

- Win their fourth straight game against a Big East opponent after going 2-3 in their first 5 games vs the Big East under Chris Mooney
- Beat Georgetown for the third time ever and first since February 5, 1958
- Improve to 7-3 in their last 10 home games
- Be 2-2 in their last four games following an 0-2 start to the season



RICHMOND RECORD WHEN

	Overall	Atlantic 10
Scores 60 or more	1-3	--
Scores 70 or more	0-1	--
Scores 80 or more	--	--
Scores under 60	0-1	--
Allows under 60	1-0	--
Allows under 70	1-0	--
Allows over 70	0-4	--
Decided by 5 or less	--	--
Leading/tied, 5 min left	1-0	--
Trailing, 5 min left	0-4	--
Leading/tied, half	1-1	--
Trailing, half	0-3	--
Higher FG pct	1-0	--
Lower FG pct	0-4	--
Shooting over 40 pct, FG	1-2	--
Shooting over 50 pct, FG	--	--
Shooting under 40 pct, FG	0-2	--
Outrebound opponent	0-1	--
Outrebounded by opponent	1-3	--
Fewer/same turnovers	1-2	--
More turnovers	0-2	--
More/same assists	1-1	--
Fewer assists	0-3	--
<hr/>		
Day	0-1	--
Night	1-3	--
White jersey	0-2	--
Blue jersey	1-1	--
Red jersey	0-1	--
Wins Tip	--	--
Loses Tip	1-4	--

STATISTICAL RANKINGS

	NUMBER	DI RANK
Scoring Offense	62.2	331
Scoring Defense	75.4	T-230
Scoring Margin	-13.2	317
Rebound Margin	-8.0	318
Assists/Game	13.6	T-202
Blocks/Game	3.2	T-193
Steals/Game	8.4	T-54
TO Margin	0.2	195
Ast-TO Ratio	0.89	243
FG Pct	43.7	212
Defensive FG Pct	50.8	337
3-Pt FG Pct	27.7	318
Free Throw Pct	67.9	231



Buckingham was the Spiders fourth-leading scorer a season ago (10.5 PPG) and finished second on the team in rebounds (5.6 RPG). He also ranked fourth in scoring and second in rebounding among all A-10 freshmen.

In addition to earning preseason accolades from the conference, Buckingham was one of 21 players selected to the Watch List for the Julius Erving Award, given annually by the Naismith Memorial Basketball Hall of Fame to the nation's top small forward.

Khwan Fore

Redshirt junior Khwan Fore missed the first three games of the season while recovering from a stress reaction in his left tibia (shin) suffered in October.

Fore is the Spiders leading returning scorer after averaging 11.2 points per game as a redshirt sophomore in 2016-17. An efficient scorer who likes to get to the basket, Fore ranked second on the team with a .507 field goal percentage last season, the second-best mark for any player in Division I standing 6'0" or shorter.

Best FG Pct Last Season Players 6'0" Or Shorter

Divine Myles, Stetson	.508
Khwan Fore, Richmond	.507
Markus Howard, Marquette	.506
* Minimum 200 FG attempts	

Fore rarely left the court last season, averaging 33.9 minutes per game and playing 1,187 minutes, fourth-most in the conference. With a vertical leap approaching 45 inches,

Most Minutes Played A-10 Last Season

ShawnDre' Jones, Richmond	1,274
Matt Mobley, St. Bonaventure	1,226
Marquise Moore, GMU	1,188
Khwan Fore, Richmond	1,187

Fore is perhaps the best athlete on the team. His highlight-reel dunks have been featured on *SportsCenter's* Top 10 and are a central theme of many local news highlights and team videos.

In October, Fore was listed as the A-10's 22nd-best player by A10Talk.com.

Nick Sherod

In a tight game, the Spiders want the ball in Sherod's hands. Sherod turned the ball over just 16 times in 754 minutes on the court last season, the second lowest turnover rate of any player in the A-10 last season.

Fewest Turnovers/40 Minutes A-10 Last Season

Markell Lodge, Saint Joe's	0.8
Nick Sherod, Richmond	0.8
Christian Sengfelder, Fordham	0.9
Julius Johnson, Richmond	1.2
* Minimum 500 minutes played	

Sherod also made 22 of his 26 free-throw attempts last season, giving him the team's best free-throw percentage (.846) and the sixth-best in the A-10 among those with at least 25 free-throw attempts.

Local Legends

Nick Sherod and De'Monte Buckingham are both Richmond natives who were making headlines across the region before they became Spiders. Sherod finished his high school career at St. Christopher's School - located about one mile east of the Robins Center - with 2,815 points, the highest recorded total in the history of Virginia high school athletics. Following his senior season in 2016, Sherod was named Metro Player of the Year by the *Richmond Times-Dispatch*, the same award won by Buckingham in 2015.



Buckingham (top left) and Sherod (middle) with other members of the 2016 All-Metro Team. (Richmond Times-Dispatch)

All-Metro Player of the Year was just part of the accolades earned by Buckingham following his junior year at Henrico High School, located about 10 miles northeast of the Robins Center. Buckingham was also named 5A State Player of the Year after he led

RICHMOND IN OVERTIME

- All-Time Record:** 74-49
- 2016-17 OT Record:** 0-2
- Last OT Game:** L vs. VCU, 87-77, 3/11/17
- Last OT Win:** W at GW, 98-90, 1/28/16
- Last OT Loss:** L vs. VCU, 87-77, 3/11/17
- Double OT Record:** 10-10
- Last 2OT Game:** W at GW, 98-90, 1/28/16
- Triple OT Record:** 8-1
- Last 3OT Game:** L vs. Saint Louis, 85-72, 2/8/09
- Home OT Record:** 44-18
- Last Home OT Game:** L vs. VCU, 94-89, 1/16/16
- Road OT Record:** 21-28
- Last Road OT Game:** W at GW, 98-90, 1/28/16
- Neutral OT Record:** 8-3
- Last Neutral OT Game:** L vs. VCU, 87-77, 3/11/17

LAST TIME...

TEAM

- Ranked in Top 25: AP No. 21 (2011 Final Poll)
- Defeated Top 10 Team: 11/27/10 | #8 Purdue, 65-54
- Defeated Top 10 Team, Home: 11/29/86 | #6 Ga. Tech, 67-62
- Defeated Top 10 Team, Away: 1/22/04 | #10 Kansas, 69-68
- Defeated Top 25 Team, Home: 2/25/15 | #22 VCU, 67-63
- Defeated Top 25 Team, Away: 1/31/15 | #14 VCU, 64-55
- Defeated Top 25 Team, Neutral: 11/27/15 | #14 Cal, 94-90
- Won By 50+: 12/3/79 | vs. Bluefield, 132-69 (63 pts)
- Scored 90+: 1/28/16 | at George Washington, 98-90
- Scored 100+: 1/28/17 | Duquesne, 101-90
- Allowed Less Than 50: 2/25/17 | at Fordham, 70-48
- Allowed Fewer Than 40: 11/12/10 | vs. Southern, W 79-37
- Shot Over 60% FG: 2/21/17 | vs. Davidson (60.0)
- Held Opp Under 35% FG: 11/20/17 vs UAB, W 63-50 (33.3)
- Allowed Fewer 10 pts, half: 11/23/10 | vs. Southern, W 81-40 (9)
- Made 15+ 3PT FG: 3/1/17 | at UMass, W 75-64 (15)
- Made 0 3PT FG: 1/25/16 | vs. Davidson, L 78-70 (0-15)
- 45+ FT Attempts: 2/6/93 | vs. UNCW, W 91-69 (47)
- Made 35+ FT: 2/6/93 | vs. UNCW, W 91-69 (36)
- 50+ Rebounds: 11/17/03 | vs. MVSU, W 62-46 (53)
- 25+ Assists: 11/15/15 | vs. Stetson, W 108-85 (29)
- 15+ Blocks: 1/13/10 | vs. UMass, W 70-63 (17, SR)
- 15+ Steals: 11/18/12 | at Minn, L 72-57 (15)
- 3 or fewer turnovers: 3/14/13 | vs. Charlotte, L 68-63 (3)

INDIVIDUAL

- 6+ players in double digit scoring: 3/18/15 | vs. SFBK, W, 84-74
- Three players, 20+ pts: 1/17/15 vs. Davidson (Kendall Anthony 25 T.J. Cline 23 Terry Allen 21)
- Two players, 25+ pts: 1/28/17 vs. Duquesne (T.J. Cline 34 ShawnDre' Jones 30)
- Scored 50+ pts: Bob McCurdy (53) vs. Appalachian State, 2/26/75
- Scored 40-49: Bob McCurdy (46) vs. West Virginia, 2/17/75
- Scored 35-39: T.J. Cline (36) vs. Dayton, 3/1/16
- Scored 30-34: T.J. Cline (33) at TCU, 3/21/17
- Scored 25-29: Grant Golden (26) vs UAB, 11/20/17
- Made 6+ 3PT FG: ShawnDre' Jones (6) at UMass, 3/1/17
- Made 15+ FT: Terry Allen (17) vs. Cal, 11/27/15
- Had 25+ Rebounds: George Grodzicki (25) vs. GW, 12/6/61
- Had 15+ Rebounds: Terry Allen (16) vs. UMass, 2/6/16
- Two players w/ 10+ reb: Allen (10), Davis (10) vs. VCU, 2/25/15
- Had 15+ assists: Greg Beckwith (16) vs. Navy, 2/25/86
- Had 10+ assists: Khwan Fore (12) at Fordham, 2/25/17
- Had 5+ steals: Terry Allen (5) vs. Northern Iowa, 12/5/15
- Had 10+ blocks: Darrius Garrett (14) vs. UMass, 1/13/10 (SR)
- Two players with double-double: Darrius Garrett (14 blocks, 13 reb), Justin Harper (12 pts, 11 reb) vs. UMass, 1/13/10
- Triple-Double: T.J. Cline (19 pts 11 reb 12 assists) vs. SLU, 3/4/17



MISCELLANEOUS STATS

Double-Figure Scoring Games

Name	Career	Last
Khwan Fore	29	10 (TCU, 3/21/17)
De'Monte Buckingham	22	11 (Louisiana, 11/22/17)
Nick Sherod	16	11 (UAB, 11/20/17)
Julius Johnson	5	16 (Dav, 2/21/17)
Jacob Gilyard	4	10 (Louisiana, 11/22/17)
Grant Golden	3	24 (Louisiana, 11/22/17)

Double-Figure Rebounding Games

Name	Career	Last
De'Monte Buckingham	2	11 (at Dayton, 1/19/17)

Double-Doubles

Name	Career	Last
De'Monte Buckingham	1	18 pts 13 reb (1/11/17)

20-Point Games

Name	Career	Last
De'Monte Buckingham	3	26 (VCU, 3/11/17)
Grant Golden	2	24 (Louisiana, 11/22/17)
Khwan Fore	1	24 (GW, 2/4/17)

Henrico to its second state championship in three seasons.

The Robins Center has a pair of sections devoted to the Spiders two local stars.

Fans to the right of the basket in front of Richmond's bench are sitting in "Buckingham's Palace" - where everyone is given a complimentary headband to wear during the game.

Fans under the video board in the northeast corner of the building sit in an area reserved for the "Sherod Squad".

Jacob Gilyard

Freshman Jacob Gilyard is averaging a team-high 35.6 minutes through two games this season, most in the country among true freshmen.

Minutes Per Game Leaders True Freshmen

Jacob Gilyard, Richmond	35.6
Kevin Knox, Kentucky	35.5
Jaylen Nowell, Washington	35.5

Gilyard averaged better than 33 points per game at Kansas City's Barstow School last season en route to being named Missouri's Class 3 Player of the Year and winning the DiRenna Award as the Kansas City area's top high school basketball player. Gilyard owns the school scoring record after recording 50 points in a game last December, a mark he matched later in the season.

In his Spiders debut on 11/10 against Delaware, Gilyard scored 17 points, 15 of them after halftime, and registered a team-high four assists.

At Least 17 Pts in Season Opener Spiders Freshmen Last 20 Seasons

Year	2011	2017
Opp	American	Delaware
Points	20	17
FG	4-9	6-9

Grant Golden

While no single player can replace 2017 A-10 Player of the Year T.J. Cline, the player whose role in the Spiders offense might be the most similar to Cline's this season is Golden. Golden showed promise in limited minutes before his freshman season was cut short due to a heart condition that caused him to collapse during a game vs Texas Tech on December 17 last year. Golden had a procedure five days later to correct an accelerated heart rate and was subsequently granted a medical redshirt by the NCAA.

Golden has added at least 20 pounds to his 6'10" frame since his surgery.

On November 13 against Jacksonville State, Golden set or tied career highs in points (13), rebounds (six), assists (four), and blocks (two) and became just the third Spider to lead the team in each of those categories in a game over the last 15 years and the first since 2017 A-10 Player of the Year T.J. Cline.

Led Team in Pts/Reb/Ast/Blocks Richmond Last 15 Years

Grant Golden	11/13/17
T.J. Cline	3 times
Kevin Steenberge	2/16/05

In his next game, Golden exploded for 26 points - doubling his previous career high - in a win against UAB. Against the Blazers, Golden became the first player in the nation to register at least 26 points, seven rebounds and two assists in a game this season.

Two games later against Louisiana in the third-place game at the Cayman Islands Classic, Golden was nearly as productive, finishing with 24 points and seven rebounds and locking up a spot on the all-tournament team.

Golden is already the first Spiders freshman since 1999 (Charles Stephens) to have multiple games with at least 24 points and seven rebounds.

He enters Saturday's game as the only player in Division I averaging at least 14 points, five rebounds, two assists, and two blocks this season.

Solly Stansbury

Stansbury is expected to play a major role for the Spiders this season after sitting out last season due to NCAA requirements. Stansbury moved with his family to Europe following high school where he played three seasons with the Paris Levallois Under-21 team, averaging 8.3 points and 4.2 rebounds per game in 2015-16.

Julius Johnson

Johnson's experience will be a valuable asset to a young Spiders team this season. He's appeared in 66 career games, second most among active Spiders behind Khwan Fore. One of the team's top threats from three-point range, Johnson twice topped the 15-point mark last season, making four of his five three-point attempts in home wins vs Davidson (February 21) and Duquense (January 28).



Newcomers

Eight of the 17 players on the Spiders roster are new to the program this season.

In addition to Gilyard, Nathan Cayo, a 6-foot-7 guard from Montreal, is also expected to be a part of the regular rotation. Overshadowed by a pair of more-prominent recruits on his AAU team, Cayo has developed quickly both on the court and in the weight room since arriving on campus. A high leaper who can play above the rim, Cayo will likely see his role increase as he continues to get more comfortable in the Spiders system.

Also in the rotation will be forward Jordan Madrid-Andrews, a graduate transfer who last played at Chicago State during the 2015-16 season. Madrid-Andrews enrolled at Chicago State after earning all-conference honors during his only year at Umpqua Community College in Roseburg, Ore., and averaged 3.8 points and 3.6 rebounds per game for the Cougars as a junior in 2015-16. On July 30, 2016, Madrid-Andrews was a passenger in a serious car accident outside Denver in which his car flipped several times, leaving Madrid-Andrews with a broken jaw, ankle, and sternum. Unable to return in time for the basketball season, Madrid-Andrews petitioned the NCAA and was granted a sixth-year-waiver that will allow him to use his final year of eligibility this season. He graduated from Chicago State with a degree in marketing and is pursuing a graduate degree in Human Resources Management at Richmond.

Family Business

Several Spiders have family members who participated in college athletics.

Most notably, Solly Stansbury's father Terence won the A-10 Player of the Year Award following his senior season at Temple in 1984. The elder Stansbury was the 15th overall pick in that year's draft and played three seasons in the NBA before beginning a successful pro career overseas. Stansbury is remembered for star turns in the NBA's Slam Dunk Contest from 1985-87. He successfully performed the 360-degree Statue of Liberty dunk each year, a feat commemorated by his twitter handle: @360StatueofLibe.

Sophomore Nick Sherod is the son of E.J. Sherod who played basketball at ODU. Nick's grandfather, Edmund, was a Hall-of-Famer at VCU before playing for the New York Knicks.

Bryce Schneider's brother David was a two-time All-CAA selection at William & Mary who finished his career as sixth-leading scorer in school history. His father Jeff averaged 14.3 points per game as a senior at Virginia Tech in 1981-82 and was drafted by the Houston Rockets.

De'Monte Buckingham's brother Dazmond Starke played hoops at Idaho and Kentucky Wesleyan, earning All-Great Lakes Valley Conference honors at Wesleyan in 2013.

Phoenix Ford's brother Quincy was a second-team All-CAA selection at Northeastern in 2016 and spent time with both Utah Jazz and New Orleans Pelicans during the 2016-17 NBA season.

Jacob Gilyard's father Rodney is a member of Ottawa University's Athletics Hall of Fame and graduated as the school's all-time leader in assists and steals in 1992.

Grant Golden's father played at Fairfield University and he had two grandfathers that played collegiate football.

Freshman Jordan Gaitley is the son of Stephanie Gaitley, currently the head coach of the women's basketball team at Fordham University and the head coach of Richmond's women's team from 1985-91, when she amassed a 116-63 record over six seasons at the Robins Center. Gaitley also has two older brothers who played collegiately. His oldest brother Dutch is currently the Video Coordinator for the San Antonio Spurs.

Khwan Fore's mother ran track at Emporia State and Paul Friendshuh's mother played volleyball at UW-Eau Claire.



SPIDER BASKETBALL FACTS

9 NCAA Tournament Appearances

8 NCAA Tournament Wins/2 Sweet Sixteens

Chris Mooney: 4th-longest tenured A-10 coach

18 Professional Players under Chris Mooney

13 Wins over Top 25 since '08

99 A-10 Wins since '08 (2nd in A-10)

21 Wins over Power-5 schools under Mooney

UNIVERSITY OF RICHMOND FACTS

Ranked 23rd among "Best Liberal Arts Colleges"
(US News & World Report)

No. 1 "Best-Run" college in the country *(Princeton Review)*

Ranked 6th for "Most Beautiful Campus" *(Princeton Review)*

Robins Business School ranked 27th in nation
(Poets & Quants)

8:1 faculty-staff ratio; two-thirds of classes have fewer than 20 students

Smallest school (2,990 undergraduate enrollment) to make NCAA Sweet 16 since Davidson in 2008

University endowment valued at more than \$2.2 billion

Founded in 1830, sixth oldest school in Virginia

SPIDERS IN THE PROS

A pair of seniors from the 2016-17 team, T.J. Cline and ShawnDre' Jones, signed professional contracts after graduation.

Cline signed a contract with Galatasaray of the Turkish Premier League and then moved to Israel's Hapoel Halon. Jones signed with Trikala of the first tier of the Greek Basketball League.

They are the 17th and 18th Spiders to play professional basketball during the Chris Mooney era. At least one member of 11 of the last 12 graduating classes has gone on to play professionally.

While at least 10 former Spiders are currently playing professionally in international leagues, many UR athletes have found positions in the NBA.

2011 graduate Justin Harper, the 32nd overall pick in the 2011 NBA Draft, appeared in three games for the Philadelphia 76ers during the 2016-17 season. Harper has also played for the Pistons and Magic during his NBA career.

Fellow 2011 graduate Dan Geriot current serves as Video Coordinator for the Cleveland Cavaliers, a position he held when the team won the franchise's only NBA championship in 2016.

Curtis Blair, who graduated from Richmond in 1992 and remains ninth on the Spiders all-time scoring list, is a referee in the NBA.

1990 graduate Kenny Atkinson enters his second season as the head coach of the Brooklyn Nets in 2017-18. Chris Fleming, a member of UR's class of 1993, is an assistant coach on Atkinson's staff.

Tony Dobbins, a Spiders captain in 2004, recently accepted a position as Assistant Video Coordinator for the Boston Celtics following a long playing career overseas.



2017-18 GAME-BY-GAME COMPARISON

Opponent	1st	2nd	Score	Mar	Total FG	FG Pct	3-Pointers	3FG Pct	Free Throws	FT Pct	Rebounds	Assist	T/Over	Block	Steal	Fouls
DELAWARE	20/49	43/27	63-76	(13)	21-50/26-46	.420/.565	4-21/5-15	.190/.333	17-22/19-29	.773/.655	26/30 (4)	9/15	15/11	3/2	8/9	22/18
JACKSONVILLE STATE	29/50	32/44	61-94	(33)	21-54/35-61	.389/.574	4-19/7-18	.211/.389	15-20/17-22	.750/.773	20/42 (22)	11/17	10/10	3/4	7/6	22/17
UAB	36/20	27/30	63-50	+13	26-55/16-48	.473/.333	7-24/4-23	.292/.174	4-10/14-19	.400/.737	32/35 (3)	18/9	10/16	5/2	9/5	14/14
Cincinnati	14/40	34/35	48-75	(27)	16-42/25-46	.381/.543	6-16/13-24	.375/.542	10-17/12-17	.588/.706	22/35 (13)	11/20	20/20	3/4	7/9	18/21
Louisiana	34/30	42/52	76-82	(6)	31-62/27-53	.500/.509	5-14/4-15	.357/.267	9-12/24-31	.750/.774	32/30 +2	19/16	21/20	2/5	11/13	23/13

Note: Game totals are displayed in the format TEAM/OPPONENT for each category

2017-18 SPECIALTY STATS

Opponent	T/O	2ndCh	Paint	FastB	Bench	Ties	Leads	WL	Score	Leads overcome
DELAWARE	10	5	28	8	7	1	0	L	63-76	
Jacksonville State	14	10	26	4	6	2	1	L	61-94	lost 1 1st-17:15
UAB	13	9	32	4	2	0	0	W	63-50	
Cincinnati	10	7	16	0	17	0	0	L	48-75	
Louisiana	22	12	42	19	14	3	3	L	76-82	lost 9 2nd-17:51
Totals	69	43	144	35	46	6	4			
Average/Game	13.8	8.6	28.8	7.0	9.2	1.2	0.8			
Opponent	99	59	152	18	101	3	4			
Average/Game	19.8	11.8	30.4	3.6	20.2	0.6	0.8			

2017-18 POINTS-REBOUNDS-ASSISTS

Opponent	Date	Score	00	01	02	04	05	11	13	25	32	33	44
			GILYARD,JA	KIRBY,JOE	FORE,KHWA	CAYO,NATH	SHEROD,NIC	BUCKINGHA	STANSBURY,	MADRID-AND	JOHNSON,JU	GOLDEN,GR	FRIENDSHU
DELAWARE	11/10/17	63-76 L	17-3-4	4-1-0	DNP	0-0-0	13-2-1	18-6-3	2-3-0	0-0-0	0-3-0	6-6-1	3-0-0
JSU	11/13/17	61-94 L	13-0-2	0-1-1	DNP	4-3-0	10-1-0	13-5-3	6-2-0	2-0-0	0-1-1	13-6-4	0-1-0
vs UAB	11/20/17	63-50 W	6-4-3	0-1-0	DNP	0-2-1	11-4-3	12-5-3	6-4-5	DNP	0-0-1	26-7-2	2-0-0
vs CIN	11/21/17	48-75 L	12-2-2	6-1-0	1-1-1	6-2-1	2-1-1	6-7-3	7-1-1	0-2-0	4-1-2	4-1-0	0-0-0
vs LA	11/22/17	76-82 L	10-2-5	0-0-0	9-2-1	0-1-0	9-4-1	11-9-8	8-1-1	DNP	5-1-0	24-7-3	0-0-0

2017-18 GAME-BY-GAME LEADERS

Opponent	Date	Score	Points	Rebounds	Assists	Steals	Blocked shots
DELAWARE	11/10/17	63-76	18-BUCKINGHAM, D	6-BUCKINGHAM, De' GOLDEN, Grant	4-GILYARD, Jacob	2-STANSBURY, Soll BUCKINGHAM, De' GILYARD, Jacob	2-GOLDEN, Grant
JACKSONVILLE STATE	11/13/17	61-94	13-BUCKINGHAM, D GOLDEN, Grant GILYARD, Jacob	6-GOLDEN, Grant	4-GOLDEN, Grant	3-JOHNSON, Julius	2-GOLDEN, Grant
vs UAB	11/20/17	63-50	26-GOLDEN, Grant	7-GOLDEN, Grant	5-STANSBURY, Soll	3-BUCKINGHAM, De'	3-GOLDEN, Grant
vs Cincinnati	11/21/17	48-75	12-GILYARD, Jacob	7-BUCKINGHAM, De'	3-BUCKINGHAM, De'	2-STANSBURY, Soll JOHNSON, Julius GILYARD, Jacob	1-CAYO, Nathan MADRID-ANDREW GOLDEN, Grant
vs Louisiana	11/22/17	76-82	24-GOLDEN, Grant	9-BUCKINGHAM, De'	8-BUCKINGHAM, De'	4-GILYARD, Jacob	2-GOLDEN, Grant



2017-18 INDIVIDUAL GAME HIGHS

Points	26		GOLDEN, Grant vs UAB (11/20/17)
	24		GOLDEN, Grant vs Louisiana (11/22/17)
	18		BUCKINGHAM, De'Monte vs DELAWARE (11/10/17)
	17		GILYARD, Jacob vs DELAWARE (11/10/17)
	13		BUCKINGHAM, De'Monte vs Jacksonville State (11/13/17)
	13		GOLDEN, Grant vs Jacksonville State (11/13/17)
	13		GILYARD, Jacob vs Jacksonville State (11/13/17)
	13		SHEROD, Nick vs DELAWARE (11/10/17)
Field Goals Made	11		GOLDEN, Grant vs UAB (11/20/17)
Field Goal Att.	19		GOLDEN, Grant vs UAB (11/20/17)
FG Pct (min 5 made)	.714	(10-14)	GOLDEN, Grant vs Louisiana (11/22/17)
3-Point FG Made	2		GOLDEN, Grant vs Louisiana (11/22/17)
	2		GILYARD, Jacob vs Cincinnati (11/21/17)
	2		KIRBY, Joe vs Cincinnati (11/21/17)
	2		GILYARD, Jacob vs UAB (11/20/17)
	2		BUCKINGHAM, De'Monte vs UAB (11/20/17)
	2		GOLDEN, Grant vs UAB (11/20/17)
	2		STANSBURY, Solly vs Jacksonville State (11/13/17)
	2		BUCKINGHAM, De'Monte vs DELAWARE (11/10/17)
	2		GILYARD, Jacob vs DELAWARE (11/10/17)
3-Point FG Att.	6		GOLDEN, Grant vs UAB (11/20/17)
	6		BUCKINGHAM, De'Monte vs UAB (11/20/17)
Free Throws Made	8		BUCKINGHAM, De'Monte vs DELAWARE (11/10/17)
Free Throw Att.	10		BUCKINGHAM, De'Monte vs DELAWARE (11/10/17)
FT Pct (min 3 made)	1.000	(4-4)	GILYARD, Jacob vs Cincinnati (11/21/17)
	1.000	(4-4)	GILYARD, Jacob vs Jacksonville State (11/13/17)
	1.000	(3-3)	GILYARD, Jacob vs DELAWARE (11/10/17)
Rebounds	9		BUCKINGHAM, De'Monte vs Louisiana (11/22/17)
Assists	8		BUCKINGHAM, De'Monte vs Louisiana (11/22/17)
Steals	4		GILYARD, Jacob vs Louisiana (11/22/17)
Blocked Shots	3		GOLDEN, Grant vs UAB (11/20/17)
Turnovers	7		BUCKINGHAM, De'Monte vs Cincinnati (11/21/17)
Fouls	5		STANSBURY, Solly vs Louisiana (11/22/17)
	5		FORE, Khwan vs Louisiana (11/22/17)
Minutes	38		GILYARD, Jacob vs Jacksonville State (11/13/17)
	37		GILYARD, Jacob vs UAB (11/20/17)
	37		GILYARD, Jacob vs DELAWARE (11/10/17)
	36		GOLDEN, Grant vs Louisiana (11/22/17)
	36		SHEROD, Nick vs UAB (11/20/17)



2017-18 BOX SCORES

Official Basketball Box Score -- Game Totals -- Final Statistics
DELAWARE vs RICHMOND
 11/10/17 7:00 p.m. at Richmond, Va. (Robins Center)

DELAWARE 76 • 1-0

#	Player	Total			3-Ptr			Rebounds			PF	TP	A	TO	Blk	Stl	Min
		FG	FGA	FT	FTA	FG	FGA	FT	FTA	Off							
05	Carter, Eric	f	5-7	0-0	2-4	1	11	12	3	12	0	3	1	4	31		
11	Walker, Chyree	f	3-4	1-1	0-1	1	1	2	3	7	0	1	0	0	18		
22	Cushing, Jacob	f	3-6	2-4	0-0	1	4	5	3	8	2	1	0	0	30		
00	Daly, Ryan	g	9-14	1-4	3-5	2	2	4	1	22	2	3	0	0	37		
01	Anderson, Kevin	g	2-7	1-5	6-8	0	4	4	2	11	3	0	1	2	31		
03	Mosley, Anthony	g	2-4	0-0	6-7	0	2	2	3	10	5	2	0	2	27		
04	Bryant, Darian	g	0-1	0-1	2-2	0	0	0	0	2	0	0	0	1	18		
10	Rufo, Connor	g	0-0	0-0	0-0	0	0	0	0	0	0	0	0	0	0+		
15	Lochner, Curtis	g	0-0	0-0	0-0	0	0	0	0	0	0	0	0	0	0+		
20	Woods, Derrick	g	2-3	0-0	0-2	0	1	1	3	4	1	0	0	0	8		
	Team					0	0	0									
Totals			26-46	5-15	19-29	5	25	30	18	76	15	11	2	9	200		

FG % 1st Half: 21-28 75.0% 2nd half: 5-18 27.8% Game: 26-46 56.5% Deadball Rebounds 6
 3FG % 1st Half: 4-8 50.0% 2nd half: 1-7 14.3% Game: 5-15 33.3%
 FT % 1st Half: 3-3 100.0 2nd half: 16-26 61.5% Game: 19-29 65.5%

RICHMOND 63 • 0-1

#	Player	Total			3-Ptr			Rebounds			PF	TP	A	TO	Blk	Stl	Min
		FG	FGA	FT	FTA	FG	FGA	FT	FTA	Off							
13	STANSBURY, Solly	f	1-3	0-2	0-0	1	2	3	3	2	0	1	1	2	19		
33	GOLDEN, Grant	f	2-7	0-3	2-2	1	5	6	4	6	1	2	2	0	33		
00	GILYARD, Jacob	g	6-9	2-5	3-3	1	2	3	4	17	4	4	0	2	37		
05	SHEROD, Nick	g	5-15	0-5	3-5	0	2	2	0	13	1	1	0	1	35		
11	BUCKINGHAM, De'Mont	g	4-9	2-4	8-10	1	5	6	3	18	3	4	0	2	34		
01	KIRBY, Joe	g	2-3	0-1	0-0	0	1	1	3	4	0	1	0	1	19		
04	CAYO, Nathan	g	0-0	0-0	0-0	0	0	0	0	0	0	1	0	0	4		
04	MADRID-ANDREWS, J	g	0-0	0-0	0-0	0	0	0	0	0	0	0	0	0	1		
25	JOHNSON, Julius	g	0-3	0-1	0-0	1	2	3	4	0	0	1	0	0	13		
44	FRIENDSHUH, Paul	g	1-1	0-0	1-2	0	0	0	1	3	0	0	0	0	5		
	Team					2	0	2									
Totals			21-50	4-21	17-22	7	19	26	22	63	9	15	3	8	200		

FG % 1st Half: 4-20 20.0% 2nd half: 17-30 56.7% Game: 21-50 42.0% Deadball Rebounds 2
 3FG % 1st Half: 1-11 9.1% 2nd half: 3-10 30.0% Game: 4-21 19.0%
 FT % 1st Half: 11-12 91.7% 2nd half: 6-10 60.0% Game: 17-22 77.3%

Officials: Andrew Marotta, Jason Page, Scott Bennett
 Technical fouls: DELAWARE-Daly, Ryan. RICHMOND-GOLDEN, Grant.
 Attendance: 7201

Score by periods	1st	2nd	Total
DELAWARE	49	27	76
RICHMOND	20	43	63

Points	In	Off	2nd	Fast	Bench
DELAWARE	36	22	5	0	16
RICHMOND	28	10	5	8	7

Official Basketball Box Score -- Game Totals -- Final Statistics
Jacksonville State vs RICHMOND
 11/13/17 12:00 PM at Robins Center

Jacksonville State 94 • 2-0

#	Player	Total			3-Ptr			Rebounds			PF	TP	A	TO	Blk	Stl	Min
		FG	FGA	FT	FTA	FG	FGA	FT	FTA	Off							
31	CUNNINGHAM, Christian	f	6-8	0-0	4-5	3	8	11	4	16	1	1	4	2	22		
12	GIGA, Norbertas	c	6-8	2-3	4-6	1	4	5	3	18	1	0	0	0	25		
00	GREGORY, Jamall	g	4-9	2-4	0-0	1	4	5	2	10	3	1	0	1	20		
21	DRUMWRIGHT, Malcol	g	2-6	0-2	4-4	1	0	1	3	8	1	2	0	0	22		
23	HUNTER, Marlon	g	5-7	0-0	1-2	4	1	5	1	11	3	1	0	1	24		
01	EDWARDS, Maurice	g	1-3	1-3	0-0	0	0	0	0	3	4	0	0	1	20		
02	ABUARISHA, Mohamed	g	0-1	0-1	0-0	0	0	0	0	1	0	1	0	0	5		
03	EDWARDS, Tyrik	g	4-7	0-1	1-1	1	2	3	0	9	0	1	0	1	18		
05	CURRY, Des	g	0-0	0-0	0-0	0	0	0	0	0	0	0	0	0	3		
14	BURNELL, Jason	g	3-5	2-3	0-0	0	2	2	0	8	2	0	0	0	20		
30	MARTIN, Cam	g	3-4	0-1	3-3	0	4	4	1	9	0	0	0	0	8		
34	SPEARS, Ashton	g	1-3	0-0	0-1	2	1	3	2	2	1	1	0	0	13		
	Team					1	2	3									
Totals			35-61	7-18	17-22	14	28	42	17	94	17	10	4	6	200		

FG % 1st Half: 19-30 63.3% 2nd half: 16-31 51.6% Game: 35-61 57.4% Deadball Rebounds 3
 3FG % 1st Half: 5-9 55.6% 2nd half: 2-9 22.2% Game: 7-18 38.9%
 FT % 1st Half: 7-10 70.0% 2nd half: 10-12 83.3% Game: 17-22 77.3%

RICHMOND 61 • 0-2

#	Player	Total			3-Ptr			Rebounds			PF	TP	A	TO	Blk	Stl	Min
		FG	FGA	FT	FTA	FG	FGA	FT	FTA	Off							
13	STANSBURY, Solly	f	2-4	2-2	0-0	2	0	2	3	6	0	1	0	0	13		
33	GOLDEN, Grant	f	4-10	0-1	5-8	1	5	6	4	13	4	1	2	2	29		
00	GILYARD, Jacob	g	4-11	1-5	4-4	0	0	0	2	13	2	3	0	1	38		
05	SHEROD, Nick	g	4-7	0-2	2-2	0	1	1	3	10	0	2	0	0	29		
11	BUCKINGHAM, De'Mont	g	4-11	1-4	4-5	1	4	5	1	13	3	1	0	1	31		
01	KIRBY, Joe	g	0-2	0-2	0-0	0	1	1	1	0	1	0	0	0	13		
04	CAYO, Nathan	g	2-4	0-1	0-1	2	1	3	2	4	0	1	0	1	22		
25	MADRID-ANDREWS, J	g	1-2	0-1	0-0	0	0	0	0	2	2	0	1	0	4		
32	JOHNSON, Julius	g	0-1	0-1	0-0	0	1	1	3	0	1	1	0	0	3		
44	FRIENDSHUH, Paul	g	0-2	0-0	0-0	1	0	1	1	0	0	0	0	0	6		
	Team					0	0	0									
Totals			21-54	4-19	15-20	7	13	20	22	61	11	10	3	7	200		

FG % 1st Half: 10-28 35.7% 2nd half: 11-26 42.3% Game: 21-54 38.9% Deadball Rebounds 3
 3FG % 1st Half: 3-10 30.0% 2nd half: 1-9 11.1% Game: 4-19 21.1%
 FT % 1st Half: 6-9 66.7% 2nd half: 9-11 81.8% Game: 15-20 75.0%

Officials: Tim Clougherty, Tony Chiazza, Earl Walton
 Technical fouls: Jacksonville State-None. RICHMOND-None.
 Attendance: 6805

Score by periods	1st	2nd	Total
Jacksonville State	50	44	94
RICHMOND	29	32	61

Points	In	Off	2nd	Fast	Bench
JSU	46	16	13	4	31
RICHMO	26	14	10	4	6

Official Basketball Box Score -- Game Totals -- Final Statistics
RICHMOND vs UAB
 11/20/17 5:10 p.m. at Cayman Island Classic

RICHMOND 63 • 1-2

#	Player	Total			3-Ptr			Rebounds			PF	TP	A	TO	Blk	Stl	Min
		FG	FGA	FT	FTA	FG	FGA	FT	FTA	Off							
13	STANSBURY, Solly	f	3-11	0-4	0-0	1	3	4	4	6	5	1	1	2	26		
33	GOLDEN, Grant	f	11-19	2-6	2-2	2	5	7	3	26	2	2	3	1	31		
00	GILYARD, Jacob	g	2-3	2-3	0-3	0	4	4	2	6	3	1	1	1	37		
05	SHEROD, Nick	g	4-7	1-3	2-2	1	3	4	0	11	3	1	0	1	36		
11	BUCKINGHAM, De'Mont	g	5-11	2-6	0-0	1	4	5	2	12	3	2	0	3	34		
01	KIRBY, Joe	g	0-0	0-0	0-1	1	0	1	1	0	0	0	0	0	7		
04	CAYO, Nathan	g	0-1	0-0	0-2	0	2	2	1	0	1	1	0	0	11		
32	JOHNSON, Julius	g	0-2	0-2	0-0	0	0	0	1	0	1	0	0	1	10		
44	FRIENDSHUH, Paul	g	1-1	0-0	0-0	0	0	0	0	2	0	1	0	0	8		
	Team					0	5	5									
Totals			26-55	7-24	4-10	6	26	32	14	63	18	10	5	9	200		

FG % 1st Half: 16-32 50.0% 2nd half: 10-23 43.5% Game: 26-55 47.3% Deadball Rebounds 2
 3FG % 1st Half: 4-13 30.8% 2nd half: 3-11 27.3% Game: 7-24 29.2%
 FT % 1st Half: 0-2 0.0% 2nd half: 4-8 50.0% Game: 4-10 40.0%

UAB 50 • 3-1

#	Player	Total			3-Ptr			Rebounds			PF	TP	A	TO	Blk	Stl	Min
		FG	FGA	FT	FTA	FG	FGA	FT	FTA	Off							
03	COKLEY, Chris	f	3-7	0-0	2-2	3	7	10	3	8	0	0	1	0	29		
34	LEE, William	f	5-8	0-3	1-2	1	5	6	1	11	0	2	1	0	34		
01	BRYANT, Zack	g	5-11	2-4	4-6	0</											

2017-18 BOX SCORES

Official Basketball Box Score -- Game Totals -- Final Statistics
Louisiana vs RICHMOND
 11/22/17 5 p.m. at Cayman Islands Classic

Louisiana 82 • 5-1

#	Player	Pos	Total			3-Ptr			Rebounds			PF	TP	A	TO	Blk	Stl	Min
			FG	FGA	FT	FTA	FG	FGA	FT	FTA	Off							
01	Marquetti, Malik	f	3	5	1	1	2	3	9	1	1	0	2	31				
23	Gant, JaKeenan	f	6	9	0	1	4	3	2	5	1	16	0	1	3	0	28	
32	Washington, Bryce	f	2	4	0	0	0	0	13	13	2	4	3	3	0	2	33	
04	Bartley, Frank	g	6	16	2	8	9	9	0	0	0	2	23	4	4	1	6	36
35	Stroman, Marcus	g	4	7	1	2	6	7	2	2	4	3	15	6	5	1	1	36
00	Russell, Cedric	g	0	2	0	1	0	0	0	0	0	0	0	1	0	0	0	14
03	Miller, Justin	g	6	8	0	0	3	4	3	1	4	1	15	1	3	0	2	18
15	Hardy, P.J.	g	0	2	0	2	0	0	1	1	1	1	0	0	2	0	0	4
33	Stalcup, Larenz	g	0	0	0	0	0	0	0	0	0	0	1	0	0	0	0	0
Team																		
Totals			27	53	4	15	24	31	9	21	30	13	82	16	20	5	13	200

FG % 1st Half: 11-27 40.7% 2nd half: 16-26 61.5% Game: 27-53 50.9% Deadball Rebound 3
 3FG % 1st Half: 2-9 22.2% 2nd half: 2-6 33.3% Game: 4-15 26.7%
 FT % 1st Half: 6-10 60.0% 2nd half: 18-21 85.7% Game: 24-31 77.4%

RICHMOND 76 • 1-4

#	Player	Pos	Total			3-Ptr			Rebounds			PF	TP	A	TO	Blk	Stl	Min
			FG	FGA	FT	FTA	FG	FGA	FT	FTA	Off							
13	STANSBURY, Solly	f	2	6	1	2	3	4	1	0	1	5	8	1	2	0	1	25
33	GOLDEN, Grant	f	10	14	2	2	2	3	0	7	7	1	24	3	3	2	1	36
00	GILYARD, Jacob	g	4	9	0	1	2	2	0	2	2	0	10	5	3	0	4	34
05	SHEROD, Nick	g	4	9	1	4	0	0	2	2	4	1	9	1	3	0	1	24
11	BUCKINGHAM, De'Mont	g	5	12	1	3	0	0	2	7	9	2	11	8	3	0	1	33
01	KIRBY, Joe	g	0	0	0	0	0	0	0	0	0	2	0	0	0	0	0	2
02	FORE, Khwan	g	4	8	0	0	1	2	1	1	2	5	9	1	2	0	1	21
04	CAYO, Nathan	g	0	1	0	1	0	0	1	0	1	4	0	0	1	0	1	10
32	JOHNSON, Julius	g	2	3	0	1	1	1	0	1	1	2	5	0	1	0	1	12
44	FRIENDSHUH, Paul	g	0	0	0	0	0	0	0	0	0	1	0	0	1	0	0	3
Team																		
Totals			31	62	5	14	9	12	11	21	32	23	76	19	21	2	11	200

FG % 1st Half: 15-29 51.7% 2nd half: 16-33 48.5% Game: 31-62 50.0% Deadball Rebound 2
 3FG % 1st Half: 0-3 0.0% 2nd half: 5-11 45.5% Game: 5-14 35.7%
 FT % 1st Half: 4-5 80.0% 2nd half: 5-7 71.4% Game: 9-12 75.0%

Officials: Doug Shows, Kipp Kissinger, Rob Kuenenan
 Technical fouls: Louisiana-None. RICHMOND-TEAM.
 Attendance: 850

Score by periods	1st	2nd	Total	Points	In	Off	2nd	Fast	Bench
Louisiana	30	52	82	LA	38	26	16	8	15
RICHMOND	34	42	76	RICHMO	42	22	12	19	14





CHRIS MOONEY

HEAD COACH
13th SEASON
PRINCETON, 1994

In 2017-18, head coach Chris Mooney is in his 13th season at the helm of the Richmond Spiders men's basketball program.

With a 225-176 record at Richmond, Mooney is the second-winningest coach in school history and enters the season just 14 wins behind Dick Tarrant on the career list. He is the fourth longest-tenured coach in the Atlantic 10, trailing only Bob McKillop (Davidson), Phil Martelli (Saint Joseph's), and John Giannini (La Salle). Mooney ranks fifth all-time in conference history in both A-10 wins by a head coach (109) and overall wins by an A-10 head coach (225).

Mooney has led the Spiders to seven postseason appearances - all in the last 10 seasons. Under Mooney, the Spiders made trips to the NCAA tournament in 2010 and 2011, and trips to the NIT Quarterfinals in 2015 and 2017. In the spring of 2011, Mooney's Spiders made national headlines en route to the NCAA Sweet 16, knocking off five-seed Vanderbilt and Morehead State in the process. Richmond finished both the 2010 and 2011 seasons ranked in the top 25.

Richmond has averaged 20.9 wins over the previous nine seasons, with five 20-win campaigns. Playing an always-tough schedule in and out of conference, the Spiders have finished in the top 100 of the RPI in six of the last eight years. UR has also tallied 13 wins over ranked opponents since 2008, second most among A-10 programs, and is 13-14 vs top-25 teams during that span, the best winning percentage against ranked teams of any team in the A-10.

Since the 2007-2008 season, the Spiders have gone 99-67 against A-10 opponents, tallying the second-most conference wins of any A-10 team over that stretch. UR is also one of just four A-10 teams to avoid an overall losing season in the last ten years.

Mooney's teams have always excelled on their home court, with a 101-31 (.765) record over the last nine seasons at the Robins Center. The Spiders average attendance of 6,317 in 2016-17 ranked third among A-10 schools and third among all schools nationally with a total enrollment under 5,000 students, trailing only Providence and Butler.

Mooney was tabbed the Sporting News Atlantic 10 Coach of the Year in 2010, while also being selected as a finalist for the Jim Phelan National Coach of the Year award that year. He has been featured in many national publications, including the New York Times, USA Today and Sports Illustrated, and appeared in segments on ESPN.

In 2010, he won the Voice of the University Award, given to a faculty or staff member for being a voice that represents the University of Richmond in a positive manner to the wider community. That same year, Richmond Style Weekly tabbed him for the 40 Under 40 list, spotlighting UR's community involvement with the homeless, Special Olympics, Arthritis Foundation, Friends of Jaclyn Foundation and the ASK Foundation for Childhood Cancer Research. For the last four years, Mooney has headlined the Coaches' Cookoff which raises money for Max's Positive Vibe Cafe, a non-profit dedicated to training and employing people with learning disabilities.

18 former players have gone on to play professionally overseas, including at least one from 11 of the last 12 graduating classes.

The 2016-17 season was marked by a unique blend of senior leadership and freshman promise. Senior T.J. Cline won A-10 Player of the Year and freshman De'Monte Buckingham won A-10 Freshman of the Year, marking just the third time one school swept the awards in A-10 history. Cline recorded the first triple-doubles in school history en route to a season that saw him rank top 10 in points, rebounds, and assists in the single-season record book. UR rebounded from a 6-6 start to finish third in A-10 play and earn an NIT bid where the Spiders won games at Alabama and home vs Oakland.

In 2015-16, T.J. Cline and Terry Allen were both tabbed All-Atlantic 10 Third Team as Cline ranked in the top 10 in the league in points, field goal percentage and assists. Allen was top 10 in rebounds and steals, and was also an NABC All-District Second Teamer.

In 2014-15, Richmond finished the regular season on a six-game winning streak, and was one of the "Last Four Out" of the NCAA Tournament at-large field, thereby securing the No. 1 seed and home-court advantage in the NIT, where they would reach the tournament's quarterfinals. Senior Kendall Anthony wrapped up a career that saw him break the school's all-time three-pointers record and earn All-Atlantic 10 First Team, NABC All-District First Team and VaSID All-State First Team in 2015.

2009-10 and 2010-11 are remembered as two of the top seasons in Mooney's coaching career and in Spider basketball history. In the spring of 2010, Richmond earned its first NCAA at-large bid since 2004, garnering a seven seed before falling in the first round of the tournament. Mooney was named the 2010 Sporting News Atlantic 10 Coach of the Year, and was a finalist for the 2010 Jim Phelan National Coach of the Year award. The Spiders finished the season ranked no. 24 in the final top-25 rankings.

In 2010-11, Richmond defeated Dayton in the A-10 championship game to earn Mooney's first conference championship, the first and only league title since Richmond joined the Atlantic 10 in 2001.

Richmond advanced to the second Sweet 16 in program history by downing Vanderbilt and Morehead State in the NCAA Denver Subregional. The Spiders run came to an end at the hands of Kansas in San Antonio. Richmond finished 29-8, set a school record for wins, and finished no. 21 in the coaches poll.

During those years, the Spiders were led by Kevin Anderson, a 2010 Associated Press All-America Honorable Mention and 2010 Atlantic 10 Player of the Year. Anderson (2007-11) finished his career ranked second all-time at UR with 2,165 points (15.58/game).

Anderson had plenty of help to lead Richmond to national prominence. Justin Harper (2007-11) was a Lute Olson All-American and NABC First Team All-District selection in 2011, while also earning All-Atlantic 10 first team honors. He was drafted by the Cleveland Cavaliers in the second round of the 2011 NBA Draft, and saw action for the Orlando Magic, Detroit Pistons, and Philadelphia 76ers.

Mooney was hired at the University of Richmond at the end of the 2005 season. He had previously coached at Air Force for five seasons, three as an assistant, one as an associate head coach and his final season as head coach. In 2004-05,

Mooney File

COACHING HONORS

2010 Sporting News Atlantic 10 Coach of the Year
2010 Jim Phelan National Coach of the Year Finalist

POSTSEASON ACCOMPLISHMENTS

2017 NIT Quarterfinals
2015 NIT Quarterfinals
2013 CBI Quarterfinals
2011 NCAA Sweet 16
2011 Atlantic 10 Tournament Champions
2010 NCAA First Round
2009 CBI Semifinals
2008 CBI First Round

AS A HEAD COACH

Year	School	Record	Conf.	Finish
2017-18	Richmond	1-4	--	--
2016-17	Richmond	22-13	13-5	t-3rd
2015-16	Richmond	16-16	7-11	9th
2014-15	Richmond	21-14	12-6	4th
2013-14	Richmond	19-14	8-8	7th
2012-13	Richmond	19-15	8-8	t-8th
2011-12	Richmond	16-16	7-9	t-9th
2010-11	Richmond	29-8	13-3	3rd
2009-10	Richmond	26-9	13-3	3rd
2008-09	Richmond	20-16	9-7	t-5th
2007-08	Richmond	16-15	9-7	t-4th
2006-07	Richmond	8-22	4-12	t-12th
2005-06	Richmond	13-17	6-10	t-11th
2004-05	Air Force	18-12	9-5	3rd
1999-00	Arcadia (D-III)	16-10	12-4	2nd
1998-99	Arcadia (D-III)	8-17	7-9	6th
Richmond (2005-pres.)		226-179 (.558)	109-89 (.551)	
Air Force (2004-05)		18-12 (.600)	9-5 (.643)	
Career Record (Div. I)		244-191 (.561)	118-94 (.557)	

Head Coach, Richmond, 2005-present

Head Coach, Air Force, 2004-05

Associate Head Coach, Air Force, 2003-04

Assistant Coach, Air Force, 2000-03

Head Coach, Arcadia University (Div III), 1997-00

AS A PLAYER

A 1994 graduate with a B.A. in English, Mooney led Princeton to the NCAA Tournament twice following a pair of conference titles. The four-year letterwinner amassed 1,071 points, which ranks 20th on Princeton's all-time scoring list, and started all 107 games in his career. He currently ranks seventh on Princeton's career list with 142 career three-pointers and is one of five Princeton student-athletes to score 1,000 points, grab 350 rebounds and dish 200 assists.

Mooney led the Falcons to an 18-12 record and votes in the national polls. His 18 victories were the most by a first-year head coach at Air Force.

Mooney began coaching at the high school level, taking a job at Lansdale Catholic High School in Lansdale, Pa., in 1994. His first college coaching experience came at Division III Beaver College, now known as Arcadia University. He spent two seasons there from 1998-2000. While at Beaver College, Mooney only coached part-time, spending much of his time as an event coordinator. He helped plan weddings, plan events while also serving as the team manager.

Mooney is married to the former Lia Chomat, a Princeton graduate who also has a doctorate in psychology from Penn. The couple has two sons, Danny and Ryan.



#0 Jacob GILYARD

5-9 | 160 | Freshman

Kansas City, Mo.

The Barstow School

FRESHMAN (2017-18)

11/22 vs Louisiana - Set career highs with five assists and four steals

11/21 vs Cincinnati - Scored team-high 12 points

11/13 vs Jacksonville St - Scored 13 points, tied for most of any Spider ... Played 38 minutes, seven more than any other player

11/10 vs Delaware - Became first Spiders freshman to start at point guard in a season opener since Daon Merritt in 2003 ... 17 points were second-most on team ... Scored 15 of 17 points after halftime ... Scored eight straight points to trim Spiders deficit to nine points late in game after UR trailed by as many as 33 points in the first half ... Joined Kendall Anthony (2011) as only Spiders freshmen to score at least 17 points in season opener in last 20 seasons ... Recorded team-high four assists ... Played team-high 37 minutes

HIGH SCHOOL

Advanced to state title game in three of his four seasons, winning Barstow's first state title since 1995 as a sophomore in 2015 ... Missouri Class 3 All-State selection after sophomore, junior, and senior seasons ... Named Missouri Class 3 Player of the Year in 2017 ... Averaged 33.2 points and 7.0 assists per game as senior en route to winning the DiRenna Award, given to the top high school basketball player in the Kansas City area ... Set Barstow single-game school scoring record with 50 points vs Washington on Dec. 5, 2016 ... Played for Billy Thomas, who appeared in 53 NBA games over three seasons and was a third-team All-Big 12 selection following his senior season at Kansas in 1998

PERSONAL

Son of Rodney and Tanya ... Father Rodney graduated from Ottawa University in 1992 as school's career leaders in assists and steals and was inducted into Ottawa's Athletics Hall of Fame in 2015 ... Has two older siblings (Chris and Marleigh) and one younger sibling (Roman) ... Born on July 14, 1998

GAME LOGS

Opponent	Date	gs	min	fg-fga	pct	3fg-fga	pct	ft-fa	pct	off	def	tot	avg	pf	a	t/o	blk	stl	pts	avg	
DELAWARE	11/10/17	*	37	6-9	.667	2-5	.400	3-3	1.000	1	2	3	3.0	4	4	4	0	2	17	17.0	
JACKSONVILLE STATE	11/13/17	*	38	4-11	.364	1-5	.200	4-4	1.000	0	0	0	1.5	2	2	3	0	1	13	15.0	
vs UAB	11/20/17	*	37	2-3	.667	2-3	.667	0-3	.000	0	4	4	2.3	2	3	1	1	1	6	12.0	
vs Cincinnati	11/21/17	*	32	3-9	.333	2-4	.500	4-4	1.000	0	2	2	2.3	0	2	1	0	2	12	12.0	
vs Louisiana	11/22/17	*	34	4-9	.444	0-1	.000	2-2	1.000	0	2	2	2.2	0	5	3	0	4	10	11.6	
Totals			5	178	19-41	.463	7-18	.389	13-16	.813	1	10	11	2.2	8	16	12	1	10	58	11.6

CAREER STATS & CAREER HIGHS

Season	gp-gs	min/avg	Total		3-Point		F-Throws		Rebounds				Scoring							
			fg-fga	pct	fg-fga	pct	ft-fa	pct	off	def	tot	avg	pf	fo	ast	to	blk	stl	pts	avg
2017	5-5	178/35.6	19-41	.463	7-18	.389	13-16	.813	1	10	11	2.2	8	0	16	12	1	10	58	11.6
TOTAL	5-5	178/35.6	19-41	.463	7-18	.389	13-16	.813	1	10	11	2.2	8	0	16	12	1	10	58	11.6

SINGLE-GAME HIGHS [all-time ranking]:

Points: 17, DELAWARE -- 11/10/17

Rebounds: 4, vs UAB -- 11/20/17

Assists: 5, vs Louisiana -- 11/22/17

Steals: 4, vs Louisiana -- 11/22/17

Blocks: 1, vs UAB -- 11/20/17

FG made: 6, DELAWARE -- 11/10/17

FG attempts: 11, Jacksonville State -- 11/13/17

3FG made: 2, DELAWARE -- 11/10/17; vs UAB -- 11/20/17; vs Cincinnati -- 11/21/17

3FG attempts: 5, DELAWARE -- 11/10/17; Jacksonville State -- 11/13/17

FT made: 4, Jacksonville State -- 11/13/17; vs Cincinnati -- 11/21/17

FT attempts: 4, Jacksonville State -- 11/13/17; vs Cincinnati -- 11/21/17





#1 Joe KIRBY

6-1 | 205 | Senior
Ft. Lauderdale, Fla.
Sagemont

SENIOR (2017-18)

11/21 vs *Cincinnati* - Hit two late three-pointers ... Finished with six points, tied for third most on the team

11/10 vs *Delaware* - Played career-high 19 minutes ... scored four points on a pair of jumpshots ... tied career-high with three field goal attempts

JUNIOR (2016-17)

Appeared in 25 games as a reserve totaling 26 points and 33 rebounds ... Scored career-high seven points Feb. 14 at George Mason ... Grabbed career-best four rebounds on three occasions (last 1/25 at Rhode Island)

SOPHOMORE (2015-16)

Placed on scholarship prior to start of season ... Played in three games ... Scored first career points on a three against Stetson (11/15)

FRESHMAN (2014-15)

Saw action in three games, totaling six minutes ... Grabbed first career rebound against Davidson (1/17) immediately after making first career block

HIGH SCHOOL

Team captain during junior and senior years ... Won state championship in freshman and senior years ... Averaged 14.7 ppg and 4.2 apg in senior year, posting a career high of 32 points in one game ... Named First Team All-Broward County

PERSONAL

Son of Joe and Natausha Kirby ... Younger brother, Isiah, attends The Sagemont School ... Born on Sept. 29, 1995

GAME LOGS

Opponent	Date	gs	min	Total		3-Pointers		Free throws		Rebounds				Scoring						
				fg-fga	pct	3fg-fga	pct	ft-fa	pct	off	def	tot	avg	pf	a	t/o	blk	stl	pts	avg
DELAWARE	11/10/17		19	2-3	.667	0-1	.000	0-0	.000	0	1	1	1.0	3	0	1	0	1	4	4.0
JACKSONVILLE STATE	11/13/17		13	0-2	.000	0-2	.000	0-0	.000	0	1	1	1.0	1	1	0	0	0	0	2.0
vs UAB	11/20/17		7	0-0	.000	0-0	.000	0-1	.000	1	0	1	1.0	1	0	0	0	0	0	1.3
vs Cincinnati	11/21/17		3	2-2	1.000	2-2	1.000	0-0	.000	1	0	1	1.0	0	0	0	0	0	6	2.5
vs Louisiana	11/22/17		2	0-0	.000	0-0	.000	0-0	.000	0	0	0	0.8	2	0	0	0	0	0	2.0
Totals		0	44	4-7	.571	2-5	.400	0-1	.000	2	2	4	0.8	7	1	1	0	1	10	2.0

CAREER STATS & CAREER HIGHS

Season	gp-gs	min/avg	Total		3-Point		F-Throws		Rebounds				Scoring							
			fg-fga	pct	fg-fga	pct	ft-fa	pct	off	def	tot	avg	pf	fo	ast	to	blk	stl	pts	avg
2014	3-0	6/2.0	0-2	.000	0-2	.000	0-0	.000	0	1	1	0.3	0	0	2	0	1	0	0	0.0
2015	3-0	6/2.0	1-4	.250	1-3	.333	0-0	.000	2	2	4	1.3	0	0	0	0	0	1	3	1.0
2016	25-0	128/5.1	11-26	.423	4-15	.267	0-0	.000	15	18	33	1.3	19	0	5	8	1	1	26	1.0
2017	5-0	44/8.8	4-7	.571	2-5	.400	0-1	.000	2	2	4	0.8	7	0	1	1	0	1	10	2.0
TOTAL	36-0	184/5.1	16-39	.410	7-25	.280	0-1	.000	19	23	42	1.2	26	0	8	9	2	3	39	1.1

SINGLE-GAME HIGHS [all-time ranking]:

Points: 7, at George Mason -- 02/14/17

Rebounds: 4, at Dayton -- 1/19/17; Rhode Island -- 1/25/17; at Oral Roberts -- 12/23/16

Assists: 2, Duquesne -- 1/28/15

Steals: 1, at La Salle -- 02/11/17; DELAWARE -- 11/10/17; Stetson -- 11/15/15

Blocks: 1, Davidson -- 1/17/15; Rhode Island -- 1/25/17

FG made: 3, at George Mason -- 02/14/17

FG attempts: 3, 6 times

3FG made: 2, vs Cincinnati -- 11/21/17

3FG attempts: 2, 5 times

FT attempts: 1, vs UAB -- 11/20/17





#2 Khwan FORE

6-0 | 175 | Redshirt Junior
Huntsville, Ala.
Lee

REDSHIRT JUNIOR (2017-18)

11/22 vs UAB - Scored first field goal of the season on a breakaway dunk in the first half ... Finished with nine points in 21 minutes

11/21 vs Cincinnati - Made season debut exactly four weeks after being diagnosed with stress reaction in left shin ... Played 14 minutes and scored one point

11/10 vs Delaware - Missed first game since 2014-15 season, snapping streak of 67 straight games played

10/24 - Diagnosed with stress reaction in left tibia (shin) with a recovery time of four to six weeks

REDSHIRT SOPHOMORE (2016-17)

One of two Spiders to start all 35 games (T.J. Cline) ... played 33.9 minutes per game (second on team) ... Averaged 11.2 points per game (third on team and best among underclassmen) ... Ranked third on team in rebounds (4.2) and assists (2.5) per game ... second on team with 1.5 steals per game ... FG pct of .507 ranked second in D-I among players 6'0" or shorter with 200 FG attempts (trailed Stetson's Divine Myles - .508) ... Scored career-high 24 points vs George Washington (2/4) ... Recorded career-high 12 assists at Fordham (2/25)

REDSHIRT FRESHMAN (2015-16)

Atlantic 10 All-Freshman Team selection ... Played in all 32 games, starting three ... Averaged 6.5 points per game in 20.4 minutes ... Ranked second on the team with 38 steals ... At George Washington (1/28), had game-sealing dunk in the second OT that made *SportsCenter's* Top 10 ... Made two key steals in final minutes to cap nine-point comeback win vs Fordham (2/13)

FRESHMAN (2014-15)

Earned medical redshirt after injuring foot early in season

HIGH SCHOOL

Four-year starter ... 2013 and 2014 Second Team All-State, 2014 First Team All-Region ... 2012, 2013, and 2014 Huntsville Times Classic Selection, 2014 MVP of Huntsville Times Classic ... Averaged 18 points, 9 assists, 6 rebounds, and 3 steals per game and shot 87% from FT line senior year ... Won state title in 2011

GAME LOGS

Opponent	Date	gs	min	Total		3-Pointers		Free throws		Rebounds				pf	a	t/o	blk	stl	pts	avg
				fg-fga	pct	3fg-fga	pct	ft-fa	pct	off	def	tot	avg							
DELAWARE	11/10/17	dnp		-	-	-	-	-	-	-	-	-	-	-	-	-	-	-	-	-
JACKSONVILLE STATE	11/13/17	dnp		-	-	-	-	-	-	-	-	-	-	-	-	-	-	-	-	-
vs UAB	11/20/17	dnp		-	-	-	-	-	-	-	-	-	-	-	-	-	-	-	-	-
vs Cincinnati	11/21/17	14	0-0	.000	0-0	.000	1-2	.500	0	1	1	1.0	3	1	2	0	0	1	1.0	
vs Louisiana	11/22/17	21	4-8	.500	0-0	.000	1-2	.500	1	1	2	1.5	5	1	2	0	1	9	5.0	
Totals		0	35	4-8	.500	0-0	.000	2-4	.500	1	2	3	1.5	8	2	4	0	1	10	5.0

CAREER STATS & CAREER HIGHS

Season	gp-gs	min/avg	Total		3-Point		F-Throws		Rebounds				Scoring							
			fg-fga	pct	fg-fga	pct	ft-fa	pct	off	def	tot	avg	pf	fo	ast	to	blk	stl	pts	avg
2014	2-0	15/7.5	1-3	.333	0-1	.000	0-0	.000	0	1	1	0.5	1	0	1	2	0	1	2	1.0
2015	32-3	652/20.4	81-156	.519	12-33	.364	33-57	.579	26	72	98	3.1	73	1	46	31	2	38	207	6.5
2016	35-35	1187/33.9	151-298	.507	14-42	.333	75-122	.615	38	108	146	4.2	105	5	86	62	13	54	391	11.2
2017	2-0	35/17.5	4-8	.500	0-0	.000	2-4	.500	1	2	3	1.5	8	1	2	4	0	1	10	5.0
TOTAL	71-38	1889/26.6	237-465	.510	26-76	.342	110-183	.601	65	183	248	3.5	187	7	135	99	15	94	610	8.6

SINGLE-GAME HIGHS [all-time ranking]:

Points: 24, George Washington -- 2/4/17

Rebounds: 9, UMBC -- 12/10/16; vs VCU -- 3/11/17

Assists: 12 [t-1st], at Fordham -- 02/25/17

Steals: 4, vs No. 23 Maryland -- 11/25/16; UMBC -- 12/10/16; Longwood -- 12/12/15

Blocks: 2, vs Fordham -- 03/10/16; St. Bonaventure -- 1/11/17

FG made: 9, George Washington -- 2/4/17

FG attempts: 14, at George Mason -- 02/14/17; at Bucknell -- 11/30/16; George Washington -- 2/4/17

3FG made: 2, 4 times

3FG attempts: 5, at George Mason -- 3/5/16

FT made: 5, 4 times

FT attempts: 9, Rhode Island -- 1/25/17





#3 Bryce SCHNEIDER
6-5 | 175 | Freshman
Myrtle Beach, S.C.
Christian Academy

HIGH SCHOOL

Averaged 14.8 points, 7.3 rebounds, and 4.4 assists per game as a senior ... led team to 2A South Carolina state title game (SCISA) ... 3-year varsity starter ... Transferred to Christian Academy of Myrtle Beach after attending Myrtle Beach High School for his sophomore and junior seasons ... Member of National Honors Society

PERSONAL

Son of Jeff Schneider and Gloria Collier ... Has two older brothers: Kevin and David ... Father Jeff played at Virginia Tech, averaging 14.3 points per game as a senior in 1981-82 ... he was selected by the Houston Rockets in the 5th round (107th pick) of 1982 NBA Draft but never appeared in a game ... Brother Kevin appeared in 21 games (13 starts) for Longwood University in 2004-05 ... Brother David was a four-year starter at William & Mary and a two-time All-CAA selection (third team in 2009, second team in 2010) ... finished career as school's sixth all-time leading scorer with 1,491 points ... played professionally in both England and Germany following graduation ... Born on May 19, 1998 in San Luis Obispo, Calif.



#4 Nathan CAYO
6-7 | 205 | Freshman
Montreal, Canada
Jean De Brebeuf

FRESHMAN (2017-18)

11/21 vs Cincinnati - Scored career-high six points, tied for third most on the team

11/13 vs Jacksonville St - Played 22 minutes, fifth most of any Spider ... Scored first career points on an above-the-rim putback in 2nd half

11/10 vs Delaware - Played four minutes in his Spider debut, entering game midway through first half ... Did not record a point, rebound, or assist

HIGH SCHOOL

1st-team all-league selection as a senior ... led team to 3rd-place finish in provincial championship ... Averaged 19.6 points and 9.3 rebounds per game as a junior ... Performed over 200 hours of community service

PERSONAL

Son of Wilner Cayo and Beraca Loyer ... Has an older brother Ben and a younger brother Samuel ... Born on Oct. 27, 1997

GAME LOGS

Opponent	Date	gs	min	Total		3-Pointers		Free throws		Rebounds					pts	avg						
				fg-fga	pct	3fg-fga	pct	ft-fa	pct	off	def	tot	avg	pf			a	to	blk	stl		
DELAWARE	11/10/17	4		0-0	.000	0-0	.000	0-0	.000	0	0	0	0	0	0	0	0	0	0	0	0	0
JACKSONVILLE STATE	11/13/17	22	2-4	.500	0-1	.000	0-1	.000	2	1	3	1.5	2	0	0	1	0	4	2.0			
vs UAB	11/20/17	11	0-1	.000	0-0	.000	0-2	.000	0	2	2	1.7	1	1	1	0	0	0	1.3			
vs Cincinnati	11/21/17	23	3-4	.750	0-1	.000	0-0	.000	1	1	2	1.8	2	1	0	1	0	6	2.5			
vs Louisiana	11/22/17	10	0-1	.000	0-1	.000	0-0	.000	1	0	1	1.6	4	0	1	0	1	0	2.0			
Totals		0	70	5-10	.500	0-3	.000	0-3	.000	4	4	8	1.6	9	2	3	2	1	10	2.0		

CAREER STATS & CAREER HIGHS

Season	gp-gs	min/avg	Total		3-Point		F-Throws		Rebounds					Scoring						
			fg-fga	pct	fg-fga	pct	ft-fa	pct	off	def	tot	avg	pf	fo	ast	to	blk	stl	pts	avg
2017	5-0	70/14.0	5-10	.500	0-3	.000	0-3	.000	4	4	8	1.6	9	0	2	3	2	1	10	2.0
TOTAL	5-0	70/14.0	5-10	.500	0-3	.000	0-3	.000	4	4	8	1.6	9	0	2	3	2	1	10	2.0

SINGLE-GAME HIGHS (all-time ranking):
 Points: 6, vs Cincinnati -- 11/21/17
 Rebounds: 3, Jacksonville State -- 11/13/17
 Assists: 1, vs UAB -- 11/20/17, vs Cincinnati -- 11/21/17
 Steals: 1, vs Louisiana -- 11/22/17
 Blocks: 1, Jacksonville State -- 11/13/17, vs Cincinnati -- 11/21/17
 FG made: 3, vs Cincinnati -- 11/21/17
 FG attempts: 4, Jacksonville State -- 11/13/17, vs Cincinnati -- 11/21/17
 3FG attempts: 1, Jacksonville State -- 11/13/17, vs Cincinnati -- 11/21/17, vs Louisiana -- 11/22/17
 FT attempts: 2, vs UAB -- 11/20/17





#5 Nick SHEROD

6-4 | 230 | Sophomore

Richmond, Va.

St. Christopher's

SOPHOMORE (2017-18)

11/20 vs UAB - Spiders third-leading scorer with 11 points, including his first three-pointer of the season

11/13 vs Jacksonville St - Scored 10 points, his 15th career game with double-digit points

11/10 vs Delaware - Scored 13 points, third-highest on the team ... All five of his field goals came from inside three-point line ... Recorded career-high five free-throw attempts

FRESHMAN (2016-17)

Averaged 7.6 points (fifth on team) and 2.4 rebounds (fifth on team) per game ... Made 22 of 26 free throws ... led team in FT pct (.846) and ranked sixth in A-10 among players with at least 25 FTA ... Appeared in 35 games with 18 starts ... Made first career start in season-opener vs VMI, grabbing career-high nine rebounds ... Scored career-high 18 points 2/14 at George Mason on 8-12 shooting from field

HIGH SCHOOL

Named All-Metro Player of the Year in 2015-16 by Richmond Times-Dispatch ... All-Metro First Team (14-15, 15-16) ... VISAA All-State First Team (14-15, 15-16) ... 2,815 career points on varsity (most in Virginia High School history) ... Led St. Christopher's to school-record 24 wins and regular season title in 15-16 ... Averaged 25.6 points per game to lead the region in 15-16 ... Also tallied 10.6 rpg, 3.1 apg and 2.4 spg in 15-16 ... Led AAU team (Team Loaded) to 2015 adidas Uprising Summer Championship in Las Vegas

PERSONAL

Father, E.J., played basketball at Old Dominion and grandfather, Edmund, had a Hall of Fame basketball career at VCU before playing with the New York Knicks ... Interested in studying journalism and sports broadcasting ... Born on Oct. 16, 1997

GAME LOGS

Opponent	Date	gs	min	Total		3-Pointers		Free throws		Rebounds				pf	a	t/o	blk	stl	pts	avg	
				fg-fga	pct	3fg-fga	pct	ft-fa	pct	off	def	tot	avg								
DELAWARE	11/10/17	*	35	5-15	.333	0-5	.000	3-5	.600	0	2	2	2.0	0	1	1	0	1	13	13.0	
JACKSONVILLE STATE	11/13/17	*	29	4-7	.571	0-2	.000	2-2	1.000	0	1	1	1.5	3	0	2	0	0	10	11.5	
vs UAB	11/20/17	*	36	4-7	.571	1-3	.333	2-2	1.000	1	3	4	2.3	0	3	1	0	1	11	11.3	
vs Cincinnati	11/21/17	*	19	1-5	.200	0-2	.000	0-0	.000	0	1	1	2.0	2	1	0	0	1	2	9.0	
vs Louisiana	11/22/17	*	24	4-9	.444	1-4	.250	0-0	.000	2	2	4	2.4	1	1	3	0	1	9	9.0	
Totals			5	143	18-43	.419	2-16	.125	7-9	.778	3	9	12	2.4	6	6	7	0	4	45	9.0

CAREER STATS & CAREER HIGHS

Season	gp-gs	min/avg	Total		3-Point		F-Throws		Rebounds				Scoring							
			fg-fga	pct	fg-fga	pct	ft-fa	pct	off	def	tot	avg	pf	fo	ast	to	blk	stl	pts	avg
2016	35-18	754/21.5	102-223	.457	39-117	.333	22-26	.846	12	71	83	2.4	58	0	31	16	1	19	265	7.6
2017	5-5	143/28.6	18-43	.419	2-16	.125	7-9	.778	3	9	12	2.4	6	0	6	7	0	4	45	9.0
TOTAL	40-23	897/22.4	120-266	.451	41-133	.308	29-35	.829	15	80	95	2.4	64	0	37	23	1	23	310	7.8

SINGLE-GAME HIGHS [all-time ranking]:

Points: 18, at George Mason -- 02/14/17

Rebounds: 9, VMI -- 11/11/16

Assists: 3, vs UAB -- 11/20/17; at Oral Roberts -- 12/23/16; vs VCU -- 3/11/17

Steals: 3, at La Salle -- 02/11/17

Blocks: 1, Rhode Island -- 1/25/17

FG made: 8, at George Mason -- 02/14/17

FG attempts: 16, at La Salle -- 02/11/17

3FG made: 5, St. Bonaventure -- 1/11/17

3FG attempts: 9, St. Bonaventure -- 1/11/17

FT made: 4, at James Madison -- 12/20/16; vs VCU -- 3/11/17

FT attempts: 5, DELAWARE -- 11/10/17





#11 De'Monte BUCKINGHAM

6-4 | 230 | Sophomore

Richmond, Va.

Henrico

SOPHOMORE (2017-18)

11/22 vs Louisiana - Scored two of his 11 points on vicious back-door dunk on Spiders first possession after halftime ... Matched career high with eight assists and fell two assists and one rebound shy of joining 2017 A-10 Player of the Year T.J. Cline as the only Spiders to ever record a triple-double

11/13 vs Jacksonville St - Scored 13 points, tied for most on team ... Added five rebounds, second-most on the team

11/10 vs Delaware - Scored team-high 18 points and tied for team-high with six rebounds ... Made Spiders first field goal of season on contested three-pointer with 13:12 remaining in first half ... Registered career highs in free throws (eight) and free-throw attempts (10)

Preseason - Second team Preseason All-Atlantic 10 selection (only non-senior on first or second teams) ... Could join Kevin Anderson in 2009 as only Spiders sophomores to be named All A-10 first or second team ... One of 21 players named to Julius Erving Award Preseason Watch List ... Award is given by Naismith Memorial Basketball Hall of Fame to nation's top small forward

FRESHMAN (2016-17)

Atlantic 10 Rookie of the Year, the first Spider to win that honor since Kendall Anthony in 2012 ... Averaged 10.5 points (fourth on team), 5.6 rebounds (second on team), and 1.6 steals (first on team) per game ... Ranked fourth among A-10 freshmen in points per game and second in rebounds per game ... Registered most rebounds per game by UR freshman since Charles Stephens in 1998-99 (8.3) ... Appeared in all 35 games with 25 starts ... Scored career-high 26 points 3/11 vs VCU in the A-10 tournament ... Registered career-best 13 rebounds 1/11 vs St. Bonaventure ... VaSID Rookie of the Year, an award given by Virginia's sports information directors to the best freshman college player in the state

HIGH SCHOOL

Named 5A State Player of the Year in 2014-15 ... Tabbed All-Metro Player of the Year in 2014-15 by the Richmond Times-Dispatch ... Three-time All-Metro First Team (13-14, 14-15, 15-16) ... Earned consecutive Conference 11 Player of the Year honors in 2014-15 and 2015-16 ... 5A South Region Player of the Year in consecutive seasons (2014-15, 2015-16) ... Led Henrico to two state championships ... Averaged 22 ppg, 10 rpg and 4 apg in 2015-16

GAME LOGS

Opponent	Date	gs	min	Total		3-Pointers		Free throws		Rebounds				pf	a	t/o	blk	stl	pts	avg	
				fg-fga	pct	3fg-fga	pct	ft-fa	pct	off	def	tot	avg								
DELAWARE	11/10/17	*	34	4-9	.444	2-4	.500	8-10	.800	1	5	6	6.0	3	3	4	0	2	18	18.0	
JACKSONVILLE STATE	11/13/17	*	31	4-11	.364	1-4	.250	4-5	.800	1	4	5	5.5	1	3	1	0	1	13	15.5	
vs UAB	11/20/17	*	34	5-11	.455	2-6	.333	0-0	.000	1	4	5	5.3	2	3	2	0	3	12	14.3	
vs Cincinnati	11/21/17	*	32	2-7	.286	1-3	.333	1-2	.500	2	5	7	5.8	1	3	7	0	0	6	12.3	
vs Louisiana	11/22/17	*	33	5-12	.417	1-3	.333	0-0	.000	2	7	9	6.4	2	8	3	0	1	11	12.0	
Totals			5	164	20-50	.400	7-20	.350	13-17	.765	7	25	32	6.4	9	20	17	0	7	60	12.0

CAREER STATS & CAREER HIGHS

Season	gp-gs	min/avg	Total		3-Point		F-Throws		Rebounds				Scoring							
			fg-fga	pct	fg-fga	pct	ft-fa	pct	off	def	tot	avg	pf	fo	ast	to	blk	stl	pts	avg
2016	35-25	1047/29.9	124-270	.459	46-129	.357	73-97	.753	44	152	196	5.6	107	3	79	70	24	56	367	10.5
2017	5-5	164/32.8	20-50	.400	7-20	.350	13-17	.765	7	25	32	6.4	9	0	20	17	0	7	60	12.0
TOTAL	40-30	1211/30.3	144-320	.450	53-149	.356	86-114	.754	51	177	228	5.7	116	3	99	87	24	63	427	10.7

SINGLE-GAME HIGHS [all-time ranking]:

Points: 26, vs VCU -- 3/11/17

Rebounds: 13 [t-10th], St. Bonaventure -- 1/11/17

Assists: 8, at Massachusetts -- 03/01/17; vs Louisiana -- 11/22/17

Steals: 4, Davidson -- 2/21/17; at Alabama -- 3/14/17; Saint Louis -- 3/4/17

Blocks: 3, Rhode Island -- 1/25/17; vs Boston College -- 11/26/16

FG made: 9, vs VCU -- 3/11/17

FG attempts: 14, vs VCU -- 3/11/17

3FG made: 5, at Fordham -- 02/25/17

3FG attempts: 9, at Fordham -- 02/25/17

FT made: 8, DELAWARE -- 11/10/17

FT attempts: 10, DELAWARE -- 11/10/17




#12 Phoenix FORD
6-8 | 210 | Freshman
St. Petersburg, Fla.
St. Petersburg

HIGH SCHOOL

Was home-schooled but played for St. Petersburg High School ... Reached state quarterfinals senior year in Class 8A ... reached state finals junior year in Class 7A ... Honorable mention All-Tampa selection, first team All-Pinellas County selection by Tampa Bay Times following senior season

PERSONAL

Son of Denise and Alfredo Ford ... Has nine siblings and is part of fraternal triplets (C.J. and B.J.) ... Brother Quincy was a second-team All-CAA selection at Northeastern in 2016 and spent time with Utah Jazz and New Orleans Pelicans during 2016-17 season before landing with Salt Lake City Stars of NBA D-League; he averaged 8.6 points and 8.3 rebounds in 26 games for Stars ... Previously went by A.J. Ford ... Born on April 11, 1999





#13 Solly STANSBURY
6-7 | 225 | Redshirt Junior
Wilmington, Del.
Paris Levallois

REDSHIRT JUNIOR (2017-18)

11/20/17 vs UAB - Registered first five career assists in Spiders first victory of the season
 11/13 vs Jacksonville St - Scored six points on first two three-pointers of Spiders career
 11/10 vs Delaware - Started and played 19 minutes in Spiders debut .. Recorded first career points on offensive rebound and put-back in second half

2016-17

Sat out season due to NCAA transfer rules

PARIS LEVALLOIS

Played three seasons on the Paris Levallois U21 team in Paris, France ... Averaged 8.3 ppg and 4.2 rpg with 1.9 spg in 2015-16 ... Also played eight games on the main Paris Levallois team in 2015-16 ... Moved to Paris with family after high school

HIGH SCHOOL

Averaged 13.0 points and 11.3 rebounds in 2012-13 at Toms River North

PERSONAL

Father, Terence, was a standout at Temple before playing for three years in the NBA with the Pacers and Supersonics; he was named A-10's Player of the Year following his senior season at Temple in 1984 and was a three-time participant in NBA Slam Dunk Contest (1985-87) ... Born on March 6, 1995

GAME LOGS

Opponent	Date	gs	min	fg-fga	pct	3fg-fga	pct	ft-fta	pct	off	def	tot	avg	pf	a	t/o	blk	stl	pts	avg	
DELAWARE	11/10/17	*	19	1-3	.333	0-2	.000	0-0	.000	1	2	3	3.0	3	0	1	1	2	2	2.0	
JACKSONVILLE STATE	11/13/17	*	13	2-4	.500	2-2	1.000	0-0	.000	2	0	2	2.5	3	0	1	0	0	6	4.0	
vs UAB	11/20/17	*	26	3-11	.273	0-4	.000	0-0	.000	1	3	4	3.0	4	5	1	1	2	6	4.7	
vs Cincinnati	11/21/17	*	20	2-4	.500	0-1	.000	3-6	.500	0	1	1	2.5	0	1	0	0	2	7	5.3	
vs Louisiana	11/22/17	*	25	2-6	.333	1-2	.500	3-4	.750	1	0	1	2.2	5	1	2	0	1	8	5.8	
Totals			5	103	10-28	.357	3-11	.273	6-10	.600	5	6	11	2.2	15	7	5	2	7	29	5.8

CAREER STATS & CAREER HIGHS

Season	gp-gs	min/avg	Total		3-Point		F-Throws		Rebounds				Scoring							
			fg-fga	pct	fg-fga	pct	ft-fta	pct	off	def	tot	avg	pf	fo	ast	to	blk	stl	pts	avg
2017	5-5	103/20.6	10-28	.357	3-11	.273	6-10	.600	5	6	11	2.2	15	1	7	5	2	7	29	5.8
TOTAL	5-5	103/20.6	10-28	.357	3-11	.273	6-10	.600	5	6	11	2.2	15	1	7	5	2	7	29	5.8

SINGLE-GAME HIGHS [all-time ranking]:

- Points: 8, vs Louisiana -- 11/22/17
- Rebounds: 4, vs UAB -- 11/20/17
- Assists: 5, vs UAB -- 11/20/17
- Steals: 2, DELAWARE -- 11/10/17; vs UAB -- 11/20/17; vs Cincinnati -- 11/21/17
- Blocks: 1, DELAWARE -- 11/10/17; vs UAB -- 11/20/17
- FG made: 3, vs UAB -- 11/20/17
- FG attempts: 11, vs UAB -- 11/20/17
- 3FG made: 2, Jacksonville State -- 11/13/17
- 3FG attempts: 4, vs UAB -- 11/20/17
- FT made: 3, vs Cincinnati -- 11/21/17; vs Louisiana -- 11/22/17
- FT attempts: 6, vs Cincinnati -- 11/21/17





#21 Tomas VERBINSKIS
6-7 | 210 | Freshman
Klaipeda, Lithuania
Sagemont

HIGH SCHOOL

Attended The Sagemont School in Weston, Fla. (same school as current teammate Joe Kirby) ... Honorable mention All-Broward County selection in 2016 and 2017 ... Led team to Florida's 4A quarterfinals as a senior

PERSONAL

Son of Julanta Verbinskis ... Native of Lithuania who moved to the United States for high school ... Competed in 2014 U16 FIBA European Championships for Lithuania, averaging 6.0 points per game ... Born on April 2, 1998



#22 Sullivan KULJU
6-6 | 220 | Freshman
New Berlin, Wisc.
Eisenhower

HIGH SCHOOL

4-year varsity starter at New Berlin Eisenhower ... Member of school's 1,000-point club ... Led team to 40-9 record in his last two seasons ... 3-time All-Woodland Conference selection ... 2-time All-Area selection by Milwaukee Journal Sentinel ... Team captain as a senior ... Averaged 15.1 points and 5.2 rebounds per game ... 3-time letterwinner in football ... Honorable Mention All-Woodland Conference at wide receiver as a senior ... DECA (Distributive Education Clubs of America) state qualifier

PERSONAL

Son of Eric and Kimberly Kulju ... Has an older brother Keenan and a younger sister Tierney ... Born on Sept. 8, 1998 ... Last name is pronounced "COOL-you"





#25 Jordan MADRID-ANDREWS

6-8 | 240 | Grad Student

Park Hill, Colo.

Chicago State

GRADUATE STUDENT (2017-18)

11/13 vs Jacksonville St - Scored first points of Spiders career on pump-fake and jumper late in first half

11/10 vs Delaware - Made his Spiders debut, playing one minute in the first half ... Did not record a point, rebound, or assist

SENIOR (2016-17)

Did not play for Chicago State after suffering injuries in a car accident on July 30, 2016 ... Was granted sixth-year waiver by NCAA to maintain his eligibility ... Graduated with a degree in Marketing

JUNIOR (2015-16)

Appeared in 31 games with 12 starts for Chicago State ... Averaged 3.8 points and 3.6 rebounds per game

SOPHOMORE (2014-15)

Averaged 12 points and 10 rebounds per game at Umpqua Community College in Roseburg, Ore. ... First-team All-Northwest Athletic Conference (Southern Region) selection ... Member of conference's All-Defense team

2013-14

Attended Western State Colorado University but did not play basketball

FRESHMAN (2012-13)

Played at Butler (Kan.) Community College ... Appeared in 32 games ... scored 5.0 points per game and shot .583 from the field

HIGH SCHOOL

Averaged 14.8 points and 8.8 rebounds per game ... Honorable mention All-Colorado Class 3A selection by the Denver Post as a senior ... First-team all-conference selection ... Also played volleyball (middle hitter) and football (tight end)

PERSONAL

Son of Joyce Madrid-Andrews and Richard Andrews ... Born on Nov. 1, 1994 ... Enrolled in college as a 17-year-old

GAME LOGS

Opponent	Date	gs	min	Total		3-Pointers		Free throws		Rebounds				pf	a	t/o	blk	stl	pts	avg	
				fg-fga	pct	3fg-fga	pct	ft-fa	pct	off	def	tot	avg								
DELAWARE	11/10/17		1	0-0	.000	0-0	.000	0-0	.000	0	0	0	0.0	0	0	0	0	0	0	0.0	
JACKSONVILLE STATE	11/13/17		4	1-2	.500	0-1	.000	0-0	.000	0	0	0	0.0	2	0	1	0	0	2	1.0	
vs UAB	11/20/17		dnp	-	-	-	-	-	-	-	-	-	-	-	-	-	-	-	-	-	
vs Cincinnati	11/21/17		11	0-0	.000	0-0	.000	0-0	.000	0	2	2	0.7	1	0	2	1	0	0	0.7	
vs Louisiana	11/22/17		dnp	-	-	-	-	-	-	-	-	-	-	-	-	-	-	-	-	-	
Totals			0	16	1-2	.500	0-1	.000	0-0	.000	0	2	2	0.7	3	0	3	1	0	2	0.7

CAREER STATISTICS

Year	GP	GS	Min	Avg	Total			3-Point			F-Throw			Rebounds				PF	Ast	TO	Blk	Stl	Pts	Avg
					FG	FGA	Pct	FG	FGA	Pct	FT	FTA	Pct	Off	Def	Tot	Avg							
2015	31	12	461	14.9	46	91	.505	1	4	.250	24	46	.522	46	67	113	3.6	82	10	37	7	11	117	3.8
2017	3	0	16	3.2	1	2	.500	0	1	.000	0	0	.000	0	0	0	0.7	3	0	3	1	0	2	0.7
TOTAL	34	12	477	14.0	47	93	.505	1	5	.200	24	46	.522	46	67	113	3.3	85	10	40	8	11	119	3.5

CAREER SINGLE-GAME HIGHS (ALL AT CHICAGO ST)

- Points: 14, vs Alabama St -- 11/28/15
- Rebounds: 10, at Ball St -- 12/31/15
- Assists: 3, vs Alabama St -- 11/28/15; Illinois Tech -- 11/13/15
- Steals: 3, Illinois Tech -- 11/13/15
- FG made: 7, vs Alabama St -- 11/28/15
- FG attempts: 11, vs Alabama St -- 11/28/15
- 3FG made: 1, New Mexico St -- 2/13/16
- 3FG attempts: 1, four times
- FT made: 5, UMKC -- 3/5/16
- FT attempts: 6, UMKC -- 3/5/16





#30 Keith ODDO
6-1 | 185 | Junior
Roanoke, Va.
North Cross

SOPHOMORE (2016-17)

Made Spiders debut 2/25 at Fordham ... Played two minutes ... did not record a point, rebound, or assist

FRESHMAN (2015-16)


Did not play

HIGH SCHOOL

Averaged 13.8 ppg, 4.7 apg, 3.8 rpg and 1.3 spg in his senior season ... Helped North Cross HS to a 20-4 record as a senior, earning team MVP honors ... Scored over 1,000 points in career, hitting 38 percent from long range ... Two-time All-Conference first-team selection ... Won three regular season and three conference tournament championships, qualifying for state tournament four times

PERSONAL

Born on June 10, 1996



#31 Jordan GAITLEY
6-4 | 190 | Freshman
Haverford, Pa.
Fordham Prep (N.Y.)

HIGH SCHOOL

2017 League MVP of New York's Catholic High Schools Athletic Association (CHSAA) A Division ... Averaged 20.5 points per game as a senior ... led team to CHSAA A Division Final ... Class A first-team All-State selection

PERSONAL

Son of Frank and Stephanie Gaitley ... Mother Stephanie is head coach of the women's basketball team at Fordham University and was head coach of the women's team at Richmond from 1985-91 (116-63 in 6 seasons) ... Older brother Dutch played at Temple and Monmouth and is currently Video Coordinator for the San Antonio Spurs ... Older brother D.C. played in seven games for Fordham ... Born on June 23, 1998

CAREER STATISTICS

Year	GP	GS	Min	Avg	Total			3-Point			F-Throw			Rebounds					PF	Ast	TO	Blk	Stl	Pts	Avg	
					FG	FGA	Pct	FG	FGA	Pct	FT	FTA	Pct	Off	Def	Tot	Avg									
2016	1	0	2	2.0	0	0	.000	0	0	.000	0	0	.000	0	0	0	0	0	0	0	0	0	0	0	0	0.0
TOTAL	1	0	2	2.0	0	0	.000	0	0	.000	0	0	.000	0	0	0	0	0	0	0	0	0	0	0	0	0.0





#32 Julius JOHNSON
6-3 | 200 | Junior
Cocoa, Fla.
Florida Air Academy

JUNIOR (2017-18)

11/21 vs *Cincinnati* - Scored first points of the season on rainbow three-pointer from the wing
 11/13 vs *Jacksonville St* - Registered team-high three steals in 15 minutes ... first Spider with three steals in 15 or fewer minutes since 12/12/15 (Khwon Fore vs Longwood)
 11/10 vs *Delaware* - Came off bench to play 13 minutes, grabbing three rebounds

SOPHOMORE (2016-17)

Played in all 35 games with 17 starts ... Averaged 22.4 minutes per game (fifth on team) ... Scored 4.9 points and recorded 2.6 rebounds per game ... Scored career-high 16 points vs Duquesne (1/28) and matched it vs Davidson (2/21) ... Registered career-highs in rebounds (eight) and assists (four) at Bucknell (11/30)

FRESHMAN (2015-16)

Played in 26 games, averaging 8.0 minutes per game ... Scored 36 points and grabbed 22 rebounds ... Scored first career points on a bucket against Stetson (11/15)

HIGH SCHOOL

Led Florida Air Academy to a 21-5 record in 2014-15, advancing to regional finals ... Scored 21 points per game and averaged four rebounds and five assists in 2014-15 season ... Earned Florida 3A All-State Second Team honors after both junior, senior seasons ... Averaged 28 points per game as a junior, leading FAA to 26-2 record ... Only second player in school history to surpass 1,000 points by junior season ... Ranked #32 in FloridaHoops.com top state players in class of 2015

PERSONAL

Son of Katherine Jameson ... Born on April 25, 1996

GAME LOGS

Opponent	Date	gs	min	Total		3-Pointers		Free throws		Rebounds				pf	a	t/o	blk	stl	pts	avg
				fg-fga	pct	3fg-fga	pct	ft-fga	pct	off	def	tot	avg							
DELAWARE	11/10/17		13	0-3	.000	0-1	.000	0-0	.000	1	2	3	3.0	4	0	1	0	0	0	0.0
JACKSONVILLE STATE	11/13/17		15	0-1	.000	0-1	.000	0-0	.000	0	1	1	2.0	3	1	1	0	3	0	0.0
vs UAB	11/20/17		10	0-2	.000	0-2	.000	0-0	.000	0	0	0	1.3	1	1	0	0	1	0	0.0
vs Cincinnati	11/21/17		16	1-3	.333	1-2	.500	1-2	.500	0	1	1	1.3	4	2	3	0	2	4	1.0
vs Louisiana	11/22/17		12	2-3	.667	0-1	.000	1-1	1.000	0	1	1	1.2	2	0	1	0	1	5	1.8
Totals		0	66	3-12	.250	1-7	.143	2-3	.667	1	5	6	1.2	14	4	6	0	7	9	1.8

CAREER STATS & CAREER HIGHS

Season	gp-gs	min/avg	Total		3-Point		F-Throws		Rebounds				Scoring							
			fg-fga	pct	fg-fga	pct	ft-fga	pct	off	def	tot	avg	pf	fo	ast	to	blk	stl	pts	avg
2015	26-0	207/8.0	13-46	.283	6-33	.182	4-5	.800	6	16	22	0.8	30	0	6	4	4	1	36	1.4
2016	35-17	783/22.4	59-142	.415	26-83	.313	27-34	.794	19	71	90	2.6	88	0	34	24	5	23	171	4.9
2017	5-0	66/13.2	3-12	.250	1-7	.143	2-3	.667	1	5	6	1.2	14	0	4	6	0	7	9	1.8
TOTAL	66-17	1056/16.0	75-200	.375	33-123	.268	33-42	.786	26	92	118	1.8	132	0	44	34	9	31	216	3.3

SINGLE-GAME HIGHS [all-time ranking]:

Points: 16, Duquesne -- 1/28/17; Davidson -- 2/21/17
 Rebounds: 8, at Bucknell -- 11/30/16
 Assists: 4, at Bucknell -- 11/30/16
 Steals: 3, Jacksonville State -- 11/13/17
 Blocks: 2, UMBC -- 12/10/16
 FG made: 5, 4 times
 FG attempts: 8, 4 times
 3FG made: 4, Duquesne -- 1/28/17; Davidson -- 2/21/17
 3FG attempts: 5, 4 times
 FT made: 3, Hampton -- 11/22/16
 FT attempts: 4, Hampton -- 11/22/16





#33 Grant GOLDEN

6-10 | 260 | Redshirt Freshman

Winchester, Va.

St. James (Md.)

REDSHIRT FRESHMAN (2017-18)

11/22 vs Louisville - Scored 24 points and added seven rebounds, becoming the first Spiders freshman with a pair of 24-7 games since Charles Stephens in 1999 ... Earned all-tournament honors at Cayman Islands Classic after averaging 18 points and five rebounds in the Spiders three games

11/21 vs Cincinnati - Limited to season-low 22 minutes by foul trouble

11/20 vs UAB - Scored career-high 26 points, tied with current teammate De'Monte Buckingham for most by UR freshman in last 10 years ... 1st UR freshman with 26 points and seven rebounds in a game since Charles Stephens in 1999 ... 1st player in nation to have a game with 26 points, seven rebounds and two assists in a game this season

11/13 vs Jacksonville St - Led or tied for team lead in points (13), rebounds (six), assists (four), and blocks (two) ... Also set or tied career highs in each category, plus steals (two) ... Third Spider to lead team in points, rebounds, assists, and blocks in a game in last 15 years (T.J. Cline, Kevin Steenberge)

11/10 vs Delaware - Made first career start ... Tied career-high with six points ... Set career-high with six rebounds, which also tied for team-high ... Led team with two blocks

FRESHMAN (2016-17)

Granted medical redshirt by NCAA after undergoing heart surgery on 12/22 to correct an accelerated heart rate that caused him to collapse vs Texas Tech on 12/17 ... Appeared in nine games totaling 18 points, 18 rebounds, and eight assists ... Led team with 10.6 rebounds per 40 minutes in limited action

HIGH SCHOOL

Moved to St. James HS in Hagerstown, Md. for final two seasons of high school ... Washington County Co-Player of the Year in 2015-16 ... Led St. James to Independent-Parochial School League and Mid-Atlantic Conference titles ... Averaged 17.2 ppg, 10.3 rpg, 3.5 apg and 1.3 bpg in his senior year ... Shot 54.7 percent from the field and 42.9 percent from three in 15-16 ... Sat out junior season with injury ... Averaged 18.1 ppg and 7.7 rpg in 2013-14 at Sherando HS in Stephens City, Va.

PERSONAL

Father played at Fairfield University and two grandfathers played collegiate football ... Has a younger brother, Bryce, who has committed to play basketball at Pittsburgh ... Born on Jan. 15, 1998

GAME LOGS

Opponent	Date	gs	min	Total		3-Pointers		Free throws		Rebounds				pf	a	t/o	blk	stl	pts	avg	
				fg-fga	pct	3fg-fga	pct	ft-fa	pct	off	def	tot	avg								
DELAWARE	11/10/17	*	33	2-7	.286	0-3	.000	2-2	1.000	1	5	6	6.0	4	1	2	2	0	6	6.0	
JACKSONVILLE STATE	11/13/17	*	29	4-10	.400	0-1	.000	5-8	.625	1	5	6	6.0	4	4	1	2	2	13	9.5	
vs UAB	11/20/17	*	31	11-19	.579	2-6	.333	2-2	1.000	2	5	7	6.3	3	2	2	3	1	26	15.0	
vs Cincinnati	11/21/17	*	22	2-8	.250	0-1	.000	0-0	.000	0	1	1	5.0	4	0	2	1	0	4	12.3	
vs Louisiana	11/22/17	*	36	10-14	.714	2-2	1.000	2-3	.667	0	7	7	5.4	1	3	3	2	1	24	14.6	
Totals			5	151	29-58	.500	4-13	.308	11-15	.733	4	23	27	5.4	16	10	10	10	4	73	14.6

CAREER STATS & CAREER HIGHS

Season	gp-gs	min/avg	Total		3-Point		F-Throws		Rebounds				Scoring							
			fg-fga	pct	fg-fga	pct	ft-fa	pct	off	def	tot	avg	pf	fo	ast	to	blk	stl	pts	avg
2016	9-0	68/7.6	7-20	.350	1-5	.200	3-9	.333	3	15	18	2.0	9	0	8	3	2	0	18	2.0
2017	5-5	151/30.2	29-58	.500	4-13	.308	11-15	.733	4	23	27	5.4	16	0	10	10	10	4	73	14.6
TOTAL	14-5	219/15.6	36-78	.462	5-18	.278	14-24	.583	7	38	45	3.2	25	0	18	13	12	4	91	6.5

SINGLE-GAME HIGHS [all-time ranking]:

Points: 26, vs UAB -- 11/20/17

Rebounds: 7, vs UAB -- 11/20/17; vs Louisiana -- 11/22/17

Assists: 4, Jacksonville State -- 11/13/17

Steals: 2, Jacksonville State -- 11/13/17

Blocks: 3, vs UAB -- 11/20/17

FG made: 11 [t-11th], vs UAB -- 11/20/17

FG attempts: 19, vs UAB -- 11/20/17

3FG made: 2, vs UAB -- 11/20/17; vs Louisiana -- 11/22/17

3FG attempts: 6, vs UAB -- 11/20/17

FT made: 5, Jacksonville State -- 11/13/17

FT attempts: 8, Jacksonville State -- 11/13/17





#44 Paul FRIENDSHUH

6-10 | 240 | Redshirt Junior
New Prague, Minn.
New Prague

REDSHIRT JUNIOR (2017-18)

11/20 vs UAB & 11/21 vs Cincinnati - Played eight minutes in each game, tying his career high ... Used drop-step in lane to score tough field goal vs UAB
11/10 vs Delaware - Scored on fast-break lay-up when Delaware defender was called for goaltending after hitting ball after it hit backboard

REDSHIRT SOPHOMORE (2016-17)

Appeared in nine games, totaling two points and three rebounds in 20 minutes

REDSHIRT FRESHMAN (2015-16)

Played in eight games, averaging 3.3 minutes per appearance ... Scored 11 points with three boards on the year ... Scored first career points on a basket and two free throws in collegiate debut against Stetson (11/15) ... Played five minutes and scored on a fast break at Wake Forest (11/18)

FRESHMAN (2014-15)


Earned medical redshirt after suffering knee injury in preseason

HIGH SCHOOL

Team Captain ... Two-time Missota All-Conference Team ... Member of the 1,000-point club

PERSONAL

Son of Luke and Carolyn Friendshuh ... Mother, Carolyn, played volleyball at UW-Eau Claire ... Has two siblings: Tristan and Jordan ... Born on March 23, 1996 ... Last name is pronounced "FRIEND-shuu"



GAME LOGS

Opponent	Date	gs	min	Total		3-Pointers		Free throws		Rebounds			pf	a	tlo	blk	stl	pts	avg
				fg-aga	pct	3fg-aga	pct	ft-aga	pct	off	def	tot							
DELAWARE	11/10/17	5	1-1	1.000	0-0	.000	1-2	.500	0	0	0	0	0	1	0	0	0	3	3.0
JACKSONVILLE STATE	11/13/17	6	0-2	.000	0-0	.000	0-0	.000	1	0	1	0.5	1	0	0	0	0	1.5	
vs UAB	11/20/17	8	1-1	1.000	0-0	.000	0-0	.000	0	0	0	0.3	0	0	1	0	2	1.7	
vs Cincinnati	11/21/17	8	0-0	.000	0-0	.000	0-1	.000	0	0	0	0.3	1	0	3	0	0	1.3	
vs Louisiana	11/22/17	3	0-0	.000	0-0	.000	0-0	.000	0	0	0	0.2	1	0	1	0	0	1.0	
Totals		0	30	2-4	.500	0-0	1-3	.333	1	0	1	0.2	4	0	5	0	5	1.0	

CAREER STATS & CAREER HIGHS

Season	gp-gs	min/avg	fg-aga	pct	fg-aga	pct	ft-aga	pct	off	def	tot	avg	pf	fo	ast	to	blk	stl	pts	avg
2015	8-0	26/3.3	4-7	.571	0-1	.000	3-4	.750	0	3	3	0.4	6	0	1	3	0	1	11	1.4
2016	9-0	20/2.2	1-3	.333	0-0	.000	0-0	.000	1	2	3	0.3	3	0	1	2	0	0	2	0.2
2017	5-0	30/6.0	2-4	.500	0-0	.000	1-3	.333	1	0	1	0.2	4	0	0	5	0	0	5	1.0
TOTAL	22-0	76/3.5	7-14	.500	0-1	.000	4-7	.571	2	5	7	0.3	13	0	2	10	0	1	18	0.8

SINGLE-GAME HIGHS [all-time ranking]:

Points: 4, Stetson -- 11/15/15
Rebounds: 2, at George Mason -- 02/14/17; Presbyterian -- 12/22/15
Assists: 1, at James Madison -- 12/20/16; Presbyterian -- 12/22/15
Steals: 1, Stetson -- 11/15/15
FG made: 1, 7 times
FG attempts: 2, Jacksonville State -- 11/13/17; Stetson -- 11/15/15; at Wake Forest -- 11/18/15
SFG attempts: 1, Stetson -- 11/15/15
FT made: 2, Stetson -- 11/15/15
FT attempts: 2, DELAWARE -- 11/10/17; Stetson -- 11/15/15; Bethune-Cookman -- 11/21/15



2017-18 TEAM AND INDIVIDUAL STATS

RECORD:	OVERALL	HOME	AWAY	NEUTRAL
ALL GAMES	1-4	0-2	0-0	1-2
CONFERENCE	0-0	0-0	0-0	0-0
NON-CONFERENCE	1-4	0-2	0-0	1-2

#	Player	gp-gs	min	avg	Total		3-Point		F-Throw		Rebounds				pf	dq	a	to	blk	stl	pts	avg
					fg-fga	fg%	3fg-fga	3fg%	ft-fa	ft%	off	def	tot	avg								
33	GOLDEN, Grant	5-5	151	30.2	29-58	.500	4-13	.308	11-15	.733	4	23	27	5.4	16	0	10	10	10	4	73	14.6
11	BUCKINGHAM, De'Mo	5-5	164	32.8	20-50	.400	7-20	.350	13-17	.765	7	25	32	6.4	9	0	20	17	0	7	60	12.0
00	GILYARD, Jacob	5-5	178	35.6	19-41	.463	7-18	.389	13-16	.813	1	10	11	2.2	8	0	16	12	1	10	58	11.6
05	SHEROD, Nick	5-5	143	28.6	18-43	.419	2-16	.125	7-9	.778	3	9	12	2.4	6	0	6	7	0	4	45	9.0
13	STANSBURY, Solly	5-5	103	20.6	10-28	.357	3-11	.273	6-10	.600	5	6	11	2.2	15	1	7	5	2	7	29	5.8
02	FORE, Khwan	2-0	35	17.5	4-8	.500	0-0	.000	2-4	.500	1	2	3	1.5	8	1	2	4	0	1	10	5.0
04	CAYO, Nathan	5-0	70	14.0	5-10	.500	0-3	.000	0-3	.000	4	4	8	1.6	9	0	2	3	2	1	10	2.0
01	KIRBY, Joe	5-0	44	8.8	4-7	.571	2-5	.400	0-1	.000	2	2	4	0.8	7	0	1	1	0	1	10	2.0
32	JOHNSON, Julius	5-0	66	13.2	3-12	.250	1-7	.143	2-3	.667	1	5	6	1.2	14	0	4	6	0	7	9	1.8
44	FRIENDSHUH, Paul	5-0	30	6.0	2-4	.500	0-0	.000	1-3	.333	1	0	1	0.2	4	0	0	5	0	0	5	1.0
25	MADRID-ANDREWS,	3-0	16	5.3	1-2	.500	0-1	.000	0-0	.000	0	2	2	0.7	3	0	0	3	1	0	2	0.7
Team											7	8	15					3				
Total.....		5	1000		115-263	.437	26-94	.277	55-81	.679	36	96	132	26.4	99	2	68	76	16	42	311	62.2
Opponents.....		5	1000		129-254	.508	33-95	.347	86-118	.729	43	129	172	34.4	83	-	77	77	17	42	377	75.4

TEAM STATISTICS	RICHMOND	OPP	Date	Opponent	Score	Att.
SCORING	311	377	11/10/17	DELAWARE	L 63-76	7201
Points per game	62.2	75.4	11/13/17	JACKSONVILLE STATE	L 61-94	6805
Scoring margin	-13.2	-	11/20/17	vs UAB	W 63-50	650
FIELD GOALS-ATT	115-263	129-254	11/21/17	vs Cincinnati	L 48-75	1400
Field goal pct	.437	.508	11/22/17	vs Louisiana	L 76-82	850
3 POINT FG-ATT	26-94	33-95	* = Conference game			
3-point FG pct	.277	.347				
3-pt FG made per game	5.2	6.6				
FREE THROWS-ATT	55-81	86-118				
Free throw pct	.679	.729				
F-Throws made per game	11.0	17.2				
REBOUNDS	132	172				
Rebounds per game	26.4	34.4				
Rebounding margin	-8.0	-				
ASSISTS	68	77				
Assists per game	13.6	15.4				
TURNOVERS	76	77				
Turnovers per game	15.2	15.4				
Turnover margin	+0.2	-				
Assist/turnover ratio	0.9	1.0				
STEALS	42	42				
Steals per game	8.4	8.4				
BLOCKS	16	17				
Blocks per game	3.2	3.4				
ATTENDANCE	14006	2900				
Home games-Avg/Game	2-7003	0-0				
Neutral site-Avg/Game	-	3-967				

Score by Periods	1st	2nd	Totals
RICHMOND	133	178	311
Opponents	189	188	377



TV/RADIO SPEED CHART



#0 JACOB GILYARD

G | FR | 5-9 | 160 | KANSAS CITY, MO

PTS	REB	AST	STL	MIN
11.6	2.2	3.2	2.0	35.6

- 35.6 mins per game (1st in nation among true freshmen)
- Team-high 10 steals (3 more than any other Spider)
- Averaged 33.2 points and 7.0 assists in high school last year
- Awarded top high school player in KC-area last year
- Two 50-point games last season at Barstow School
- Missouri Class 3 Player of the Year in 2017

CAREER HIGHS

PTS	REB	AST	STL
17	4	5	4

LAST GAME

PTS	REB	AST	STL
10	2	5	4



#1 JOE KIRBY

G | SR | 6-1 | 205 | FT. LAUDERDALE, FL

PTS	REB	AST	STL	MIN
2.0	0.8	0.2	0.2	8.8

- Made pair of 3-pointers late against Cincinnati
- Only senior on roster
- Played career-high 19 minutes in opener
- Scored career-high 7 points 2/14/17 at George Mason
- 2-time state champion in high school

CAREER HIGHS

PTS	REB	AST	STL
7	4	2	1

LAST GAME

PTS	REB	AST	STL
0	0	0	0



#2 KHWAN FORE

G | R-JR | 6-0 | 175 | HUNTSVILLE, AL

PTS	REB	AST	STL	MIN
5.0	1.5	1.0	0.5	17.5

- Played 21 mins vs Louisiana, scored 1st FG of season on breakway dunk
- Made season debut vs Cincinnati, coming off bench to play 14 minutes
- Missed first 3 games of season (stress reaction in left shin)
- Injury snapped streak of 67 straight games played for UR
- Team's leading returning scorer for 2017-18 (11.2 PPG)
- Ranked as No. 22 player in A-10 during preseason by A10Talk.com

CAREER HIGHS

PTS	REB	AST	STL
24	9	12	4

LAST GAME

PTS	REB	AST	STL
9	2	1	1



#4 NATHAN CAYO

G | FR | 6-7 | 205 | MONTREAL, CANADA

PTS	REB	AST	BLK	MIN
2.0	1.6	0.4	0.4	14.0

- Recorded career highs in minutes (23) and points (6) vs Cincinnati
- High riser might be best dunker on team
- 1st-team all-league selection as senior
- Performed over 200 hours of community service in high school
- Family is originally from Haiti

CAREER HIGHS

PTS	REB	AST	BLK
6	3	1	1

LAST GAME

PTS	REB	AST	BLK
0	1	0	0



#5 NICK SHEROD

G | SO | 6-4 | 230 | RICHMOND, VA

PTS	REB	AST	STL	MIN
9.0	2.4	1.2	0.8	28.6

- Skilled shooter hasn't connected like expected from 3-pt range this year
- Double-digit points in first 3 games of season
- Second-lowest turnover rate in A-10 last season (0.8/40 minutes)
- Shot 84.6% from FT line last year (best on team, sixth in A-10)
- All-time leading scorer in VA high school history (2,815 points)
- Went to high school 1 mile east of Robins Center (St. Christopher's)

CAREER HIGHS

PTS	REB	AST	STL
18	9	3	3

LAST GAME

PTS	REB	AST	STL
9	4	1	1



#11 DE'MONTE BUCKINGHAM

G | SO | 6-4 | 230 | RICHMOND, VA

PTS	REB	AST	STL	MIN
12.0	6.4	4.0	1.4	32.8

- Leads team in rebounding and assists
- 1 of 19 players nationally with 12 Pts, 6 Reb, 4 Ast per game this year
- Second-team preseason All-A-10 selection
- On Erving Award Watch List (top small forward in nation)
- 2017 Atlantic 10 Rookie of the Year
- Scored a career-high 26 points vs. VCU in A-10 semis last year

CAREER HIGHS

PTS	REB	AST	STL
26	13	8	4

LAST GAME

PTS	REB	AST	STL
11	9	8	1



#13 SOLLY STANSBURY

F | R-JR | 6-7 | 225 | WILMINGTON, DE

PTS	REB	AST	STL	MIN
5.8	2.2	1.4	1.4	20.6


- Scored career-high 8 points vs Louisiana
- Sat out 2016-17 season due to NCAA transfer rules
- Played for Paris Levallois U21 team in Paris for 3 yrs after HS
- Explosive athlete who can dunk with right or left hand
- Father, Terence, was 1984 A-10 Player of the Year at Temple

CAREER HIGHS

PTS	REB	AST	STL
8	4	5	2

LAST GAME

PTS	REB	AST	STL
8	1	1	1



#25 JORDAN MADRID-ANDREWS

F | GR | 6-8 | 240 | PARK HILL, CO

PTS	REB	AST	BLK	MIN
0.7	0.7	0.0	0.3	5.3

- Scored first points of Spiders career on jumper vs Jacksonville St
- Graduate transfer from Chicago State
- Did not play last year following July 2016 car accident
- 3.8 PPG, 3.6 RPG for Chicago St in 2015-16 (12 starts)
- 1st team all-conference selection at Umpqua CC in 2014-15
- Has also attended Butler CC, Western St Colorado University

CAREER HIGHS

PTS	REB	AST	STL
14	10	3	3

LAST GAME

PTS	REB	AST	STL
--	--	--	--



#32 JULIUS JOHNSON

G | JR | 6-3 | 200 | COCOA, FLA.

PTS	REB	AST	STL	MIN
1.8	1.2	0.8	1.4	13.2


- Scored 9 total points in last 2 games after not scoring in 1st 3 this year
- 66 career games (2nd most on team behind Khwan Fore)
- Streaky 3-point shooter who can finish close to basket
- Played in 55 straight games (longest active streak of any Spider)
- Known as "wolfman" by his teammates
- 2-time 2nd-team all-state selection at Florida Air Academy

CAREER HIGHS

PTS	REB	AST	STL
16	8	4	3

LAST GAME

PTS	REB	AST	STL
5	1	0	1



#33 GRANT GOLDEN

F | R-FR | 6-10 | 260 | WINCHESTER, VA

PTS	REB	AST	BLK	MIN
14.6	5.4	2.0	2.0	30.2


- Only player in nation averaging 14 Pts, 5 Reb, 2 Ast, 2 Blocks per gm
- 1st player in nation with 26 Pts, 7 Reb, 2 Ast in game this season (vs UAB)
- All-Tournament Team at Caymans Islands Classic (18 PPG, 5 RPG)
- Collapsed vs Texas Tech on 12/17/16
- Underwent procedure to correct accelerated heart rate on 12/22/16
- Granted medical redshirt by NCAA

CAREER HIGHS

PTS	REB	AST	BLK
26	7	4	3

LAST GAME

PTS	REB	AST	BLK
24	7	3	2



#44 PAUL FRIENDSHUH

C | R-JR | 6-10 | 240 | NEW PRAGUE, MN

PTS	REB	AST	BLK	MIN
1.0	0.2	0.0	0.0	6.0

- Matched career high with 8 minutes vs UAB and Cincinnati
- Played in nine games last season
- Career-high 4 points came in college debut vs Stetson on 11/15/15
- Awarded medical redshirt in 2014-15 after suffering knee injury
- 2-time captain in high school

CAREER HIGHS

PTS	REB	AST	BLK
4	2	1	--

LAST GAME

PTS	REB	AST	BLK
0	0	0	0