

RICHMOND MEN'S BASKETBALL

9 NCAA TOURNAMENT APPEARANCES | 2 SWEET SIXTEENS | 6 CONFERENCE TITLES

2017-18 MEN'S BASKETBALL SCHEDULE/RESULTS

NOVEMBER

Nov. 10 DELAWARE^A (NBCSW+) **L, 76-63**

Nov. 13 JACKSONVILLE ST (NBCSW) **L, 94-61**

Nov. 20 vs UAB[^] 5 PM

Nov. 21 vs Buffalo/Cincinnati[^] TBD

Nov. 22 TBD[^] TBD

Nov. 25 GEORGETOWN (STADIUM) **6 PM**

NOV. 29 VERMONT (NBCSW+) **7 PM**

DECEMBER

Dec. 2 at Wake Forest 4 PM

Dec. 6 at Old Dominion 7 PM

Dec. 9 JAMES MADISON (NBCSW+) **6 PM**

Dec. 19 BUCKNELL (MASN) **7 PM**

Dec. 23 at Boston College 1 PM

Dec. 30 DAVIDSON* (NBCSN) **4:30 PM**

JANUARY

Jan. 3 at Fordham* 7 PM

Jan. 6 at Saint Louis* 8 PM

Jan. 9 DAYTON* (STADIUM) **7 PM**

Jan. 13 GEORGE WASHINGTON* (NBCSN) **4:30 PM**

Jan. 17 at VCU*[†] (STADIUM) 7 PM

Jan. 20 LA SALLE*& (NBCSN) **2:30 PM**

Jan. 24 at Duquesne* 7 PM

Jan. 28 at Davidson* (NBCSN) 2 PM

FEBRUARY

Feb. 3 GEORGE MASON* (NBCSN) **4:30 PM**

Feb. 7 VCU*[†] (CBSSN) **9 PM**

Feb. 10 at St. Bonaventure* 4 PM

Feb. 13 at Rhode Island* (CBSSN) 8:30 PM

Feb. 17 SAINT LOUIS* (NBCSW+) **6 PM**

Feb. 21 at George Washington* (STADIUM) 7 PM

Feb. 24 SAINT JOSEPH'S* (NBCSW) **6 PM**

Feb. 28 UMASS*[#] (MASN2) **7 PM**

MARCH

March 3 at George Mason* 7 PM

March 7-11 A-10 Championship TBD

BOLD indicates home game

[^] Home Opener Presented By Carreras Jewelers

[^] Cayman Islands Classic

[†] Lumber Liquidators Capital City Classic

& Presented By Mango Salon

[#] Presented By Lakewood

*Atlantic 10 game

All times EST, subject to change

Richmond SPIDERS (0-2) vs UAB BLAZERS (3-0)

SPIDERS STARTERS

• Through two games, 73.0 percent of Richmond's minutes and 86.3 percent of Richmond's points have come from freshmen or sophomores. Nationally, only eight teams have had a greater share of their scoring come from freshmen and sophomores: Kentucky (100%), VMI (96.9), MD-Eastern Shore (95.7), Harvard (92.9), North Florida (91.9), Iowa (87.9), UC-Irvine (87.0) and Howard (86.4).

• Jacob Gilyard is second on the team with 15.0 points per game and leads the Spiders with 37.5 minutes per game, second most nationally among true freshmen.

• Against Jacksonville State, Grant Golden either led or tied for the team lead in points (13), rebounds (six), assist (four), and blocks (two). He's one of three Spiders to lead the team in each of those categories in a game in the last 15 years, joining last year's A-10 Player of the Year T.J. Cline and Kevin Steenberge.

• De'Monte Buckingham, the Spiders leading scorer, was selected to Preseason All-Atlantic 10 Second Team, the only non-senior on the first or second preseason all-conference teams, and was one of 21 players named to the Julius Erving Award preseason watch list. The Erving Award is presented by the Naismith Memorial Basketball Hall of Fame to the nation's top small forward.

• In 2017-18, Richmond returns four of its six leading scorers from a team that won 22 games a year ago and advanced to the NIT Quarterfinals for the second time in three seasons. Khwan Fore, the Spiders leading returning scorer, missed the first two games while recovering from a stress reaction in his left shin.

RECORD WATCH

• Coach Chris Mooney has a 225-177 career record in his 13 years at Richmond. Mooney needs 15 wins to pass Spiders legend Dick Tarrant (239-126) as the winningest coach in school history. Mooney has led the Spiders to at least 15 wins in each of the last 10 seasons.

• The Spiders led the Atlantic-10 in field goal percentage in each of the last two seasons. In 2017-18, Richmond can become the first team to ever lead the conference in shooting in three straight years.

THE MATCHUP



Head Coach: Chris Mooney
School Record: 225-177
Career DI Record: 243-189



Head Coach: Robert Ehsan
School Record: 20-16
Career Record: 20-16

Meetings: 5

Leader: Richmond, 3-2

Current Streak: UR W1

Neutral-site meetings: 0

1st Meeting: 3/20/1989

(UR lost 64-61)

Last Meeting: 12/17/2004

(UR won 98-81)

SPIDER LINEUP

TOP PLAYERS

No.	Player	Yr.	Pos.	Ht.	Wt.	PPG	RPG	APG	Notes
11	De'Monte Buckingham	So.	G	6-4	230	15.5	5.5	3.0	2nd-team preseason All-A-10
2	Khwan Fore	R-Jr.	G	6-0	175	11.2*	4.2*	2.5*	Will miss game (left shin injury)
5	Nick Sherod	So.	G	6-4	230	11.5	1.5	0.5	Most pts in VA high school history
0	Jacob Gilyard	Fr.	G	5-9	160	15.0	1.5	3.0	Averaged 33 pts in HS last yr
33	Grant Golden	R-Fr.	F	6-10	260	9.5	6.0	2.5	Had "best summer" of any Spider
32	Julius Johnson	Jr.	G	6-3	200	0.0	2.0	0.5	Experienced, versatile shooter
13	Solly Stansbury	R-Jr.	F	6-7	215	4.0	2.5	0.0	Potential high-impact newcomer
4	Nathan Cayo	Fr.	G	6-7	205	2.0	1.5	0.0	Flashed in preseason
1	Joe Kirby	Sr.	G	6-1	205	2.0	1.0	0.5	Emotional senior leader
25	Jordan Madrid-Andrews	Gr.	F	6-8	240	1.0	0.0	0.0	Grad transfer (Chicago St)
44	Paul Friendshuh	R-Jr.	F	6-10	240	1.5	0.5	0.0	4th-yr junior who knows system

* 2016-17 season

HOW TO WATCH, LISTEN, AND FOLLOW

WATCH



FLOHOOPS
CBS Sports Digital & FloHoops

PxP: Brad Wells Analyst: Kevin Lehman

LISTEN



PxP: Bob Black

Analyst: Greg Beckwith

RichmondSpiders.com

FOLLOW

@SpiderMBB

@SpiderMBB

Richmond Spiders Men's Basketball

ABOUT UR BASKETBALL

University Information
 Location University of Richmond, VA 23173
 Founded 1830
 Enrollment 2,990
 Nickname Spiders
 School Colors Red and Blue
 Arena Robins Center
 Opened 1972
 Capacity 7,201
 President Dr. Ronald A. Crutcher (Miami, 1969)
 Interim Athletics Director David Walsh (Wisconsin, 1990)

Team Information

Conference Atlantic 10
 2016-17 Record 22-13
 A10 Record (Finish) 13-5 (T-3rd)
 Letterwinners Returning/Lost 9/6
 Starters Returning/Lost 3/2
 Newcomers 8

Program History

First Season of Men's Basketball 1913-14
 All-Time Record Entering 2017-18 1,363-1,175
 NCAA Appearances 9
 ('84, '86, '88, '90, '91, '98, '04, '10, '11)
 NCAA Tournament Record 8-9
 NIT Record (Appearances) 10-9 (9)
 Atlantic 10 Tournament Championships 1 (2011)

Coaching Staff

Head Coach Chris Mooney, 13th season
 Alma Mater, Year Princeton, 1994
 Record (12)/Entering 2017-18 225-175
 Record vs. A10 109-89
 Career D1 Record/Entering 2017-18 243-187 (13)
 Associate Head Coach Rob Jones
 (Toccoa Falls, '01), 13th Season
 Assistant Coach Kim Lewis
 (Tulane '94), 7th Season
 Assistant Coach Marcus Jenkins
 (Air Force '04), 3rd Season
 Director of Basketball Operations Steve Thomas
 (Rowan '06), 3rd Season
 Director of Program Development Mark McGonigal
 (Richmond '09), 2nd Season
 Video Coordinator Will Gipe
 (Virginia Tech '14), 2nd Season
 Athletic Trainer Adam Smith (Delaware '99)
 Strength Coach Jason DeMayo (Cortland '02)

Athletic Public Relations

Web Site RichmondSpiders.com
 Athletic Department Phone 804-289-8363
 Athletic Department Fax 804-287-1919
 Men's Basketball Contact Jason Vida
 Office Phone 804-289-8320
 Cell Phone 267-566-2130
 Email jvida@richmond.edu
 Twitter @SpiderMBB
 Instagram @SpiderMBB

RICHMOND ROSTER

No.	Name	Pos.	Ht.	Wt.	Year	Hometown (High School/Previous School)
0	Gilyard, Jacob	G	5-9	160	Fr.	Kansas City, Mo. (The Barstow School)
1	Kirby, Joe	G	6-1	205	Sr.	Ft. Lauderdale, Fla. (Sagemont)
2	Fore, Khwan	G	6-0	175	R-Jr.	Huntsville, Ala. (Lee)
3	Schneider, Bryce	G	6-5	175	Fr.	Myrtle Beach, S.C. (Christian Academy of Myrtle Beach)
4	Cayo, Nathan	G	6-7	205	Fr.	Montreal, Canada (College Jean De Brebeuf)
5	Sherod, Nick	G	6-4	230	So.	Richmond, Va. (St. Christopher's)
11	Buckingham, De'Monte	G	6-4	230	So.	Richmond, Va. (Henrico)
12	Ford, Phoenix	F	6-8	210	Fr.	St. Petersburg, Fla. (St. Petersburg)
13	Stansbury, Solly	F	6-7	225	R-Jr.	Wilmington, Del. (Toms River North (N.J.)/Paris Levallois)
21	Verbinkis, Tomas	G/F	6-7	210	Fr.	Klaipeda, Lithuania (Sagemont)
22	Kulju, Sullivan	F	6-6	220	Fr.	New Berlin, Wisc. (Eisenhower)
25	Madrid-Andrews, Jordan	F	6-8	240	Gr.	Park Hill, Colo. (Bishop Machebeauf/Chicago State)
30	Oddo, Keith	G	6-1	185	Jr.	Roanoke, Va. (North Cross)
31	Gaitley, Jordan	G	6-4	190	Fr.	Haverford, Pa. (Fordham Prep (N.Y.))
32	Johnson, Julius	G	6-3	200	Jr.	Cocoa, Fla. (Florida Air Academy)
33	Golden, Grant	F	6-10	260	R-Fr.	Winchester, Va. (St. James (MD))
44	Friendshuh, Paul	F	6-10	240	R-Jr.	New Prague, Minn. (New Prague)

Head Coach (Alma Mater): Chris Mooney (Princeton '94), 13th Season

Associate Head Coach: Rob Jones (Toccoa Falls '01), 13th Season

Assistant Coach: Kim Lewis (Tulane '94), Seventh Season

Assistant Coach: Marcus Jenkins (Air Force '04), Third Season

Director of Basketball Operations: Steve Thomas (Rowan '06), Third Season

Director of Program Development: Mark McGonigal (Richmond '09), Second Season

Video Coordinator: Will Gipe (Virginia Tech '14), Second Season

PRONUNCIATIONS

De'Monte Buckingham duh-MONT-ay
 Khwan Fore KWahn FOUR
 Paul Friendshuh FRIEND-shu
 Jacob Gilyard GILL-yerd
 Sullivan Kulju COOL-you
 Nick Sherod sure-ROD

Breakdown BY CLASS

Freshmen (8): Cayo, Ford, Gaitley, Gilyard, Golden, Kulju, Schneider, Verbinkis

Sophomores (2): Buckingham, Sherod

Juniors (5): Fore, Friendshuh, Johnson, Oddo, Stansbury

Seniors (1): Kirby

Graduate Students (1): Madrid-Andrews

Breakdown BY STATE

Alabama (1): Fore

CANADA (1): Cayo

Colorado (1): Madrid-Andrews

Florida (4): Ford, Johnson, Kirby, Verbinkis

Minnesota (1): Friendshuh

Missouri (1): Gilyard

New Jersey (1): Stansbury

New York (1): Gaitley

South Carolina (1): Schneider

Virginia (4): Buckingham, Golden, Oddo, Sherod

Wisconsin (1): Kulju



SERIES HISTORY: UAB

UAB (3-2)

Date	Site	W/L	Score	Series
3/20/1989	H	L	61-64	0-1
11/24/2001	A	W	60-59	1-1
12/4/2002	H	W	72-68	2-1
11/29/2003	A	L	75-83	2-2
12/17/2004	H	W	98-81	3-2

Home: 2-1 (Robins Center: 2-1) Away: 1-1

SCOUTING REPORT

The Blazers have won their first three games by an average of more than 31 points per game and enter the Cayman Islands Classic nearly halfway to matching their total of seven non-conference wins last season.

UAB is led by senior forward Chris Cokley, who is averaging 19 points and nearly 12 rebounds per game while hitting on more than 63 percent of his shots from the field.

17-16 a year ago, the Blazers are just two years removed from a 26-7 record and Conference USA regular-season title.

SIDE-BY-SIDE

TEAM STATISTICS	UAB	RICHMOND
SCORING	266	124
Points per game	88.7	62.0
Scoring margin	+31.7	-23.0
FIELD GOALS-ATT	94-185	42-104
Field goal pct	.508	.404
3 POINT FG-ATT	22-64	8-40
3-point FG pct	.344	.200
3-pt FG made per game	7.3	4.0
FREE THROWS-ATT	56-72	32-42
Free throw pct	.778	.762
F-Throws made per game	18.7	16.0
REBOUNDS	139	46
Rebounds per game	46.3	23.0
Rebounding margin	+17.3	-13.0
ASSISTS	65	20
Assists per game	21.7	10.0
TURNOVERS	42	25
Turnovers per game	14.0	12.5
Turnover margin	+3.0	-2.0
Assist/turnover ratio	1.5	0.8
STEALS	27	15
Steals per game	9.0	7.5
BLOCKS	13	6
Blocks per game	4.3	3.0
ATTENDANCE	8919	14006
Home games-Avg/Game	3-2973	2-7003
Neutral site-Avg/Game	-	-

LAST MEETING - 12/17/2004

RICHMOND 98, UAB 81

VISITORS: UAB 5-2

##	Player Name	TOT-FG		3-PT		REBOUNDS		PF	TP	A	TO	BLK	S	MIN
		FG-FGA	FG-FGA	FT-FTA	FT-FTA	OF	DE							
03	LEWIS, Marques.....	f	3-4	0-1	0-0	1	1	2	4	6	0	1	1	3
23	EDDINS, Demario.....	f	4-11	0-1	11-13	6	4	10	2	19	2	2	0	1
00	JOHNSON, Carldeell...	g	2-3	1-2	0-0	1	2	3	2	5	7	0	0	35
01	TAYLOR, Ronell.....	g	2-8	0-2	7-8	3	4	7	3	11	3	3	0	2
02	TAYLOR, Ronell.....	g	8-16	1-4	1-2	2	4	6	1	18	1	4	0	1
04	DELANEY, Paul.....		0-0	0-0	0-0	0	0	0	0	0	1	0	0	1
05	MCDONALD, Marvett...		4-8	2-4	0-1	0	1	1	3	10	4	2	0	23
15	HOLMES, Frank.....		1-1	0-0	0-0	0	0	0	0	2	0	1	0	11
25	LITTLE, Ernest.....		1-3	0-0	0-0	2	0	2	2	2	0	3	0	11
31	JONES, Richard.....		0-1	0-1	0-0	0	1	1	2	0	0	1	1	0
42	BROOM, Derrick.....		3-4	2-2	0-2	0	3	3	2	8	0	0	0	12
TEAM.....						1	1	2						
Totals.....			28-59	6-17	19-26	16	21	37	21	81	17	18	2	9
TOTAL FG% 1st Half: 15-32			46.9%	2nd Half: 13-27			48.1%	Game: 47.5%		DEADB				
3-Pt. FG% 1st Half: 3-10			30.0%	2nd Half: 3-7			42.9%	Game: 35.3%		REBS				
F Throw % 1st Half: 6-6			100 %	2nd Half: 13-20			65.0%	Game: 73.1%		4				

HOME TEAM: Richmond 4-3

##	Player Name	TOT-FG		3-PT		REBOUNDS		PF	TP	A	TO	BLK	S	MIN
		FG-FGA	FG-FGA	FT-FTA	FT-FTA	OF	DE							
14	Scott, Jamaal.....	f	6-8	0-0	1-1	1	3	4	2	13	4	1	0	0
32	Bucknor, Jermaine...	f	8-14	5-9	1-2	1	5	6	2	22	5	1	0	0
51	Steenberge, Kevin...	c	4-7	0-0	2-2	2	1	3	1	10	0	0	2	0
02	Paterick, T.J.....	g	1-5	0-1	0-0	0	3	3	3	2	2	0	2	18
03	Sandoval, Andres....	g	2-5	0-2	0-0	2	1	3	2	4	3	2	0	4
10	Merritt, Daon.....		6-11	2-4	6-7	2	2	4	3	20	5	1	0	0
12	Sanders, Monty.....		0-0	0-0	0-0	1	0	1	0	0	0	0	0	2
15	Moliva, Gaston.....		3-5	0-0	1-3	1	0	1	3	7	0	2	0	0
25	O'Malley, Patrick...		5-6	3-4	0-0	0	3	3	3	13	0	1	0	0
33	Nelson, Courtney....		1-2	0-1	3-4	0	1	1	2	5	2	2	0	0
50	Crank, Drew.....		0-2	0-0	0-0	0	0	0	0	0	0	1	0	6
TEAM.....														
Totals.....			36-65	10-21	14-19	10	19	29	21	96	21	12	3	6
TOTAL FG% 1st Half: 14-33			42.4%	2nd Half: 22-32			68.8%	Game: 55.4%		DEADB				
3-Pt. FG% 1st Half: 4-11			36.4%	2nd Half: 6-10			60.0%	Game: 47.6%		REBS				
F Throw % 1st Half: 5-7			71.4%	2nd Half: 9-12			75.0%	Game: 73.7%		2				

Officials: Ed Corbett, Mike Sanzere, Thomas Lopes

Technical fouls: UAB=None. Richmond=None.

Attendance: 4730

Score by Periods

	1st	2nd	Total
UAB.....	39	42	- 81
Richmond.....	37	59	- 96

BUCKNOR CAREER HIGH POINTS, FGM

R TAYLOR SEASON HIGH POINTS, EDDINS SEASON HIGH REBOUNDS & POINTS

Points in the paint-UAB 30,RICHMOND 42. Points off turnovers-UAB 20,RICHMOND 22.

2nd chance points-UAB 20,RICHMOND 12. Fast break points-UAB 8,RICHMOND 12.

Bench points-UAB 22,RICHMOND 45. Score tied-9 times. Lead changed-10 times.

UNIVERSITY OF RICHMOND, Va. - A career-high 22 points from junior Jermaine Bucknor led five Spiders in double figures as Richmond defeated UAB, an NCAA Sweet Sixteen participant last March, 96-81 at the Robins Center on Friday night.

The Spiders shot 68.8 percent in a decisive second half when Richmond outscored the visitors 59-42. Richmond's 59 second-half points was the most since scoring 60 in the second half on Nov. 17, 2000 in a 97-62 win against Radford. The Spiders' 96 points is the most since that same game.

In addition to Bucknor's 22 on 8-for-14 shooting, sophomore Daon Merritt missed his career high by one point with 20, 16 in the second half. The combo tied with a team-high five assists.

A see-saw first half saw the Blazers take a seven-point lead (15-8) on a Ronell Taylor jumper at 14:01 before the Spiders grabbed the momentum to take an eight-point lead (31-23) on a triple from Bucknor at the 5:16 mark. Bucknor was 5-for-9 from behind the arc on the night.

UAB scrapped back and took the lead (39-37) on a three-pointer from Marvett McDonald with just one second remaining in the half. Ronell Taylor scored 15 of his 18 in the first 20 minutes.

Richmond opened the second half on a 15-5 run that gave them an eight-point lead (52-44) at 16:25 when Patrick O'Malley knocked down a jumper. The senior scored 13 on the strength of three treys.

After UAB retook the lead with a 14-5 run capped by a layup from Ernest Little, Richmond gained control with a solid press break that lead to numerous layups.

Senior Jamaal Scott scored nine of his 13 in the second stanza, reaching double figures for the third straight game.

The Blazers' Demario Eddins snagged a double-double with 19 points and 10 rebounds. Senior Jamaal Scott (13) and junior Kevin Steenberge (10) were the other Spiders in double figures.



Going Young

The Spiders have started a redshirt junior (Stansbury), two sophomores (Buckingham and Sherod), a redshirt freshman (Golden), and a true freshman (Gilyard) in their two games this season.

Against Delaware, it was the first time the Spiders had no seniors in the starting lineup for their first game of the season since 1999, when three juniors and two sophomores started in a season-opening loss to Fordham.

Richmond has just two players on their roster in their final year of eligibility (Kirby, Madrid-Andrews), second-fewest in the A-10 behind George Mason.

Nearly all of the Spiders production has come from freshmen or sophomores in their first two games.

Pct of Totals From Freshmen/Sophomores Richmond This Season

Minutes	73%
Points	86%
Field Goals	83%
Rebounds	73%
Assists	90%
Steals	60%
Blocks	83%

The Spiders Offense

Coach Mooney's offensive system relies on all five players on the court constantly moving through a series of cuts, screens, hand-offs, etc. Richmond coaches embrace the concept of "position-less basketball," where each player can be asked to handle the ball, set screens, shoot three-pointers, and play in the post (potentially on the same possession). The offense, which features many similarities to the offenses run by the Golden State Warriors and Houston Rockets in the NBA, consistently produces a high-scoring attack defined by efficient shooting and standout passing. Last year, the Spiders were one of nation's top teams in assists per game and assist-to-turnover ratio.

Richmond Last Season

		D-I Rank	A-10 Rank
Ast/gm	16.9	14th	1st
Ast-TO ratio	1.48	10th	1st

The Spiders are also one of the nation's top shooting teams. Richmond could become the first school to ever lead the conference in shooting percentage in three straight seasons in 2017-18.

Led A-10 in FG Pct, Back-To-Back Seasons

Richmond	2015-16 to 2016-17
GW	2004-05 to 2005-06
Saint Joseph's	2000-01 to 2001-02
Xavier	1996-97 to 1997-98

De'Monte Buckingham

Buckingham is the Spiders most prominent returning player in 2017-18 following a freshman campaign last season that ended with A-10 Rookie of the Year honors. Buckingham joined Kendall Anthony (2012) and Kevin Anderson (2008) as the only Spiders to be named the top first-year player in the A-10. Anthony (fourth) and Anderson (second) both rank in the top five on the Spiders all-time scoring list.

Prior to his sophomore season, Buckingham was selected to the Preseason All-Atlantic 10 Second Team. He is the only non-senior on either the first or second teams. The last Spider to earn first or second team all-conference honors as a sophomore was Kevin Anderson in 2009 (Second Team All-A-10).

All-A-10 Preseason First & Second Teams

Seniors	9
Juniors	0
Sophomores	1 (Buckingham)
Freshmen	0

Buckingham was the Spiders fourth-leading scorer a season ago (10.5 PPG) and finished second on the team in rebounds (5.6 RPG). He also ranked fourth in scoring and second in rebounding among all A-10 freshmen.

In addition to earning preseason accolades from the conference, Buckingham was one of 21 players selected to the Watch List for the

WITH A WIN

The Spiders would ...

- Improve to 4-2 all-time vs UAB
- Win for the third time in their last four neutral-site games
- Snap a three-game losing streak dating back to last season
- Have their first win without a senior in the starting lineup since 3/13/2014 vs Duquesne



RICHMOND RECORD WHEN

	Overall	Atlantic 10
Scores 60 or more	0-2	--
Scores 70 or more	--	--
Scores 80 or more	--	--
Scores under 60	--	--
Allows under 60	--	--
Allows under 70	--	--
Allows over 70	0-2	--
Decided by 5 or less	--	--
Leading/tied, 5 min left	--	--
Trailing, 5 min left	0-2	--
Leading/tied, half	--	--
Trailing, half	0-2	--
Higher FG pct	--	--
Lower FG pct	0-2	--
Shooting over 40 pct, FG	0-1	--
Shooting over 50 pct, FG	--	--
Shooting under 40 pct, FG	0-1	--
Outrebound opponent	--	--
Outrebounded by opponent	0-2	--
Fewer/same turnovers	0-1	--
More turnovers	0-1	--
More/same assists	--	--
Fewer assists	0-2	--
Day	0-1	--
Night	0-1	--
White jersey	0-1	--
Blue jersey	--	--
Red jersey	0-1	--
Wins Tip	--	--
Loses Tip	0-2	--

STATISTICAL RANKINGS

* FROM 2016-17 SEASON

TEAM	NUMBER	A-10	D-I	NAME-CATEGORY	NUMBER	A-10	D-I
Field Goal Pct	47.1	1st	44th	Cline-Points	18.5	5th	80th
Opponent 3PT FG Pct	32.1	2nd	43rd	Jones-Points	16.8	9th	166th
Assists/gm	16.9	1st	14th	Cline-Rebounds	7.8	5th	125th
Turovers/gm	11.4	2nd	41st	Cline-Assists	5.6	2nd	22nd
Ast-TO ratio	1.48	1st	10th	Jones-Assists	3.9	10th	169th
Turnover margin	+2.6	3rd	32nd	Cline-FG pct	51.7	3rd	84th
				Buckingham-Steals	1.6	7th	117th
				Jones-Asst/TO ratio	2.00	8th	102nd
				Cline-Asst/TO ratio	1.91	9th	128th
				Cline-Defensive Rebounds	6.9	2nd	29th
				Jones-Minutes	36:24	5th	23rd
				Cline-Double-Doubles	11	3rd	62nd
				Cline-Triple-Doubles	2	1st	T1st

Julius Erving Award, given annually by the Naismith Memorial Basketball Hall of Fame to the nation's top small forward.

Khwan Fore

Redshirt junior Khwan Fore missed the first two games of the season while recovering from a stress reaction in his left tibia (shin) suffered in October.

Fore is the Spiders leading returning scorer after averaging 11.2 points per game as a redshirt sophomore in 2016-17. An efficient scorer who likes to get to the basket, Fore ranked second on the team with a .507 field goal percentage last season, the second-best mark for any player in Division I standing 6'0" or shorter.

Best FG Pct Last Season Players 6'0" Or Shorter

Divine Myles, Stetson	.508
Khwan Fore, Richmond	.507
Markus Howard, Marquette	.506
* Minimum 200 FG attempts	

Fore rarely left the court last season, averaging 33.9 minutes per game and playing 1,187 minutes, fourth-most in the conference.

Most Minutes Played A-10 Last Season

ShawnDre' Jones, Richmond	1,274
Matt Mobley, St. Bonaventure	1,226
Marquise Moore, GMU	1,188
Khwan Fore, Richmond	1,187

With a vertical leap approaching 45 inches, Fore is perhaps the best athlete on the team. His highlight-reel dunks have been featured on *SportsCenter's* Top 10 and are a central theme of many local news highlights and team videos.

In October, Fore was listed as the A-10's 22nd-best player by A10Talk.com.

Nick Sherod

In a tight game, the Spiders want the ball in Sherod's hands. Sherod turned the ball over just 16 times in 754 minutes on the court last

season, the second lowest turnover rate of any player in the A-10 last season.

Fewest Turnovers/40 Minutes A-10 Last Season

Markell Lodge, Saint Joe's	0.8
Nick Sherod, Richmond	0.8
Christian Sengfelder, Fordham	0.9
Julius Johnson, Richmond	1.2
* Minimum 500 minutes played	

Sherod also made 22 of his 26 free-throw attempts last season, giving him the team's best free-throw percentage (.846) and the sixth-best in the A-10 among those with at least 25 free-throw attempts.

Local Legends

Nick Sherod and De'Monte Buckingham are both Richmond natives who were making headlines across the region before they became Spiders. Sherod finished his high school career at St. Christopher's School - located about one mile east of the Robins Center - with 2,815 points, the highest recorded total in the history of Virginia high school athletics. Following his senior season in 2016, Sherod was named Metro Player of the Year by the *Richmond Times-Dispatch*, the same award won by Buckingham in 2015. All-Metro Player of the Year was just part of the accolades earned by Buckingham following his junior year at Henrico High School, located about 10 miles northeast of the Robins Center. Buckingham was also named 5A State Player of the Year after he led Henrico to its second state championship in three seasons.



Buckingham (top left) and Sherod (middle) with other members of the 2016 All-Metro Team. (Richmond Times-Dispatch)

RICHMOND IN OVERTIME

All-Time Record: 74-49

2016-17 OT Record: 0-2

Last OT Game: L vs. VCU, 87-77, 3/11/17

Last OT Win: W at GW, 98-90, 1/28/16

Last OT Loss: L vs. VCU, 87-77, 3/11/17

Double OT Record: 10-10

Last 2OT Game: W at GW, 98-90, 1/28/16

Triple OT Record: 8-1

Last 3OT Game: L vs. Saint Louis, 85-72, 2/8/09

Home OT Record: 44-18

Last Home OT Game: L vs. VCU, 94-89, 1/16/16

Road OT Record: 21-28

Last Road OT Game: W at GW, 98-90, 1/28/16

Neutral OT Record: 8-3

Last Neutral OT Game: L vs. VCU, 87-77, 3/11/17

LAST TIME...

TEAM

Ranked in Top 25: AP No. 21 (2011 Final Poll)
 Defeated Top 10 Team: 11/27/10 | #8 Purdue, 65-54
 Defeated Top 10 Team, Home: 11/29/86 | #6 Ga. Tech, 67-62
 Defeated Top 10 Team, Away: 1/22/04 | #10 Kansas, 69-68
 Defeated Top 25 Team, Home: 2/25/15 | #22 VCU, 67-63
 Defeated Top 25 Team, Away: 1/31/15 | #14 VCU, 64-55
 Defeated Top 25 Team, Neutral: 11/27/15 | #14 Cal, 94-90
 Won By 50+: 12/3/79 | vs. Bluefield, 132-69 (63 pts)
 Scored 90+: 1/28/16 | at George Washington, 98-90
 Scored 100+: 1/28/17 | Duquesne, 101-90
 Allowed Less Than 50: 2/25/17 | at Fordham, 70-48
 Allowed Less Than 40: 11/12/10 | vs. Southern, W 79-37
 Shot Over 60% FG: 2/21/17 | vs. Davidson (60.0)
 Held Opp Under 35% FG: 1/25/17 | vs. URI, W 73-62 (33.8)
 Allowed Fewer 10 pts, half: 11/23/10 | vs. Southern, W 81-40 (9)
 Made 15+ 3PT FG: 3/1/17 | at UMass, W 75-64 (15)
 Made 0 3PT FG: 1/25/16 | vs. Davidson, L 78-70 (0-15)
 45+ FT Attempts: 2/6/93 | vs. UNCW, W 91-69 (47)
 Made 35+ FT: 2/6/93 | vs. UNCW, W 91-69 (36)
 50+ Rebounds: 11/17/03 | vs. MVSU, W 62-46 (53)
 25+ Assists: 11/15/15 | vs. Stetson, W 108-85 (29)
 15+ Blocks: 1/13/10 | vs. UMass, W 70-63 (17, SR)
 15+ Steals: 11/18/12 | at Minn, L 72-57 (15)
 3 or fewer turnovers: 3/14/13 | vs. Charlotte, L 68-63 (3)

INDIVIDUAL

6+ players in double digit scoring: 3/18/15 | vs. SFBK, W, 84-74
 Three players, 20+ pts: 1/17/15 vs. Davidson (Kendall Anthony 25 T.J. Cline 23 Terry Allen 21)
 Two players, 25+ pts: 1/28/17 vs. Duquesne (T.J. Cline 34 ShawnDre' Jones 30)
 Scored 50+ pts: Bob McCurdy (53) vs. Appalachian State, 2/26/75
 Scored 40-49: Bob McCurdy (46) vs. West Virginia, 2/17/75
 Scored 35-39: T.J. Cline (36) vs. Dayton, 3/1/16
 Scored 30-34: T.J. Cline (33) at TCU, 3/21/17
 Scored 25-29: T.J. Cline (25) vs. Oakland, 3/19/17
 Made 6+ 3PT FG: ShawnDre' Jones (6) at UMass, 3/1/17
 Made 15+ FT: Terry Allen (17) vs. Cal, 11/27/15
 Had 25+ Rebounds: George Grodzicki (25) vs. GW, 12/6/61
 Had 15+ Rebounds: Terry Allen (16) vs. UMass, 2/6/16
 Two players w/ 10+ reb: Allen (10), Davis (10) vs. VCU, 2/25/15
 Had 15+ assists: Greg Beckwith (16) vs. Navy, 2/25/86
 Had 10+ assists: Khwan Fore (12) at Fordham, 2/25/17
 Had 5+ steals: Terry Allen (5) vs. Northern Iowa, 12/5/15
 Had 10+ blocks: Darrius Garrett (14) vs. UMass, 1/13/10 (SR)
 Two players with double-double: Darrius Garrett (14 blocks, 13 reb), Justin Harper (12 pts, 11 reb) vs. UMass, 1/13/10
 Triple-Double: T.J. Cline (19 pts 11 reb 12 assists) vs. SLU, 3/4/17

ROBINS CENTER

Capacity: 7,201

Season: 46th (opened in December 1972)

All-Time Record: 430-201 (101-32 in last nine seasons)

2016-17 Record: 12-5

2016-17 Average Attendance: 6,317 (third in A-10)

Sellouts in 2016-17: 6 (1 sellout thru 2 games in 2017-18)

Record For Home Wins, Season: 16, 2014-15



MISCELLANEOUS STATS

Double-Figure Scoring Games

Name	Career	Last
Khwan Fore	29	10 (TCU, 3/21/17)
De'Monte Buckingham	20	13 (Jax St, 11/13/17)
Nick Sherod	15	10 (Jax St, 11/13/17)
Julius Johnson	5	16 (Dav, 2/21/17)
Jacob Gilyard	2	13 (Jax St, 11/13/17)
Grant Golden	1	13 (Jax St, 11/13/17)

Double-Figure Rebounding Games

Name	Career	Last
De'Monte Buckingham	2	11 (at Dayton, 1/19/17)

Double-Doubles

Name	Career	Last
De'Monte Buckingham	1	18 pts 13 reb (1/11/17)

20-Point Games

Name	Career	Last
De'Monte Buckingham	3	26 (VCU, 3/11/17)

Jacob Gilyard

Gilyard is averaging a team-high 37.5 minutes through two games this season, second most in the country among true freshmen entering this weekend.

Minutes Per Game Leaders

True Freshmen

Cameron Bacote, MD-ES	38.0
Jacob Gilyard, Richmond	37.5
Taveion Hollingsworth, WKU	37.0

Gilyard averaged better than 33 points per game at Kansas City's Barstow School last season en route to being named Missouri's Class 3 Player of the Year and winning the DiRenna Award as the Kansas City area's top high school basketball player. Gilyard owns the school scoring record after recording 50 points in a game last December, a mark he matched later in the season.

In his Spiders debut on 11/10 against Delaware, Gilyard scored 17 points, 15 of them after halftime, and registered a team-high four assists.

At Least 17 Pts in Season Opener Spiders Freshmen Last 20 Seasons

	Kendall Anthony	Jacob Gilyard
Year	2011	2017
Opp	American	Delaware
Points	20	17
FG	4-9	6-9

Grant Golden

While no single player can replace 2017 A-10 Player of the Year T.J. Cline, the player whose role in the Spiders offense might be the most similar to Cline's this season is Golden. Golden showed promise in limited minutes before his freshman season was cut short due to a heart condition that caused him to collapse during a game vs Texas Tech on December 17 last year. Golden had a procedure five days later to correct an accelerated heart rate and was subsequently granted a medical redshirt by the NCAA. Golden has added at least 20 pounds to his 6'10" frame since his surgery.

On November 13 against Jacksonville State, Golden set or tied career highs in points (13), rebounds (six), assists (four), and blocks (two) and became just the third Spider to lead the team in each of those categories in a game over the last 15 years and the first since 2017 A-10 Player of the Year T.J. Cline.

Led Team in Pts/Reb/Ast/Blocks Richmond Last 15 Years

Grant Golden	11/13/17
T.J. Cline	3 times
Kevin Steenberge	2/16/05

Solly Stansbury

Stansbury is expected to play a major role for the Spiders this season after sitting out last season due to NCAA requirements. Stansbury moved with his family to Europe following high school where he played three seasons with the Paris Levallois Under-21 team, averaging 8.3 points and 4.2 rebounds per game in 2015-16.


Julius Johnson

Johnson's experience will be a valuable asset to a young Spiders team this season. He's appeared in 63 career games, second most among active Spiders behind Khwan Fore. One of the team's top threats from three-point range, Johnson twice topped the 15-point mark last season, making four of his five three-point attempts in home wins vs Davidson (February 21) and Duquense (January 28).

Newcomers

Eight of the 17 players on the Spiders roster are new to the program this season.

In addition to Gilyard, who made an immediate impact in the Spiders season opener against Delaware, Nathan Cayo, a 6-foot-7 guard from Montreal, is also expected to be a part of the regular rotation. Overshadowed by a pair of more-prominent recruits on his AAU team, Cayo has developed quickly both on the court and in the weight room since arriving on campus. A high leaper who can play above the rim, Cayo will likely see his role increase as he continues to get more comfortable in the Spiders system.



Also in the rotation will be forward Jordan Madrid-Andrews, a graduate transfer who last played at Chicago State during the 2015-16 season. Madrid-Andrews enrolled at Chicago State after earning all-conference honors during his only year at Umpqua Community College in Roseburg, Ore., and averaged 3.8 points and 3.6 rebounds per game for the Cougars as a junior in 2015-16. On July 30, 2016, Madrid-Andrews was a passenger in a serious car accident outside Denver in which his car flipped several times, leaving Madrid-Andrews with a broken jaw, ankle, and sternum. Unable to return in time for the basketball season, Madrid-Andrews petitioned the NCAA and was granted a sixth-year-waiver that will allow him to use his final year of eligibility this season. He graduated from Chicago State with a degree in marketing and is pursuing a graduate degree in Human Resources Management at Richmond.

Family Business

Several Spiders have family members who participated in college athletics.

Most notably, Solly Stansbury's father Terence won the A-10 Player of the Year Award following his senior season at Temple in 1984. The elder Stansbury was the 15th overall pick in that year's draft and played three seasons in the NBA before beginning a successful pro career overseas. Stansbury is remembered for star turns in the NBA's Slam Dunk Contest from 1985-87. He successfully performed the 360-degree Statue of Liberty dunk each year, a feat commemorated by his twitter handle: @360StatueofLibe.

Sophomore Nick Sherod is the son of E.J. Sherod who played basketball at ODU. Nick's grandfather, Edmund, was a Hall-of-Famer at VCU before playing for the New York Knicks.

Bryce Schneider's brother David was a two-time All-CAA selection at William & Mary who finished his career as sixth-leading scorer in school history. His father Jeff averaged 14.3 points per game as a senior at Virginia Tech in 1981-82 and was drafted by the Houston Rockets.

De'Monte Buckingham's brother Dazmond Starke played hoops at Idaho and Kentucky Wesleyan, earning All-Great Lakes Valley Conference honors at Wesleyan in 2013.

Phoenix Ford's brother Quincy was a second-team All-CAA selection at Northeastern in 2016 and spent time with both Utah Jazz and New Orleans Pelicans during the 2016-17 NBA season.

Jacob Gilyard's father Rodney is a member of Ottawa University's Athletics Hall of Fame and graduated as the school's all-time leader in assists and steals in 1992.

Grant Golden's father played at Fairfield University and he had two grandfathers that played collegiate football.

Freshman Jordan Gaitley is the son of Stephanie Gaitley, currently the head coach of the women's basketball team at Fordham University and the head coach of Richmond's women's team from 1985-91, when she amassed a 116-63 record over six seasons at the Robins Center. Gaitley also has two older brothers who played collegiately. His oldest brother Dutch is currently the Video Coordinator for the San Antonio Spurs.

Khwan Fore's mother ran track at Emporia State and Paul Friendshuh's mother played volleyball at UW-Eau Claire.



SPIDER BASKETBALL FACTS

9 NCAA Tournament Appearances

8 NCAA Tournament Wins/2 Sweet Sixteens

Chris Mooney: 4th-longest tenured A-10 coach

18 Professional Players under Chris Mooney

13 Wins over Top 25 since '08

99 A-10 Wins since '08 (2nd in A-10)

21 Wins over Power-5 schools under Mooney

UNIVERSITY OF RICHMOND FACTS

Ranked 23rd among "Best Liberal Arts Colleges"
(*US News & World Report*)

No. 1 "Best-Run" college in the country (*Princeton Review*)

Ranked 6th for "Most Beautiful Campus" (*Princeton Review*)

Robins Business School ranked 27th in nation
(*Poets & Quants*)

8:1 faculty-staff ratio; two-thirds of classes have fewer than 20 students

Smallest school (2,990 undergraduate enrollment) to make NCAA Sweet 16 since Davidson in 2008

University endowment valued at more than \$2.2 billion

Founded in 1830, sixth oldest school in Virginia

SPIDERS IN THE PROS

A pair of seniors from the 2016-17 team, T.J. Cline and ShawnDre' Jones, signed professional contracts after graduation.

Cline signed a contract with Galatasaray of the Turkish Premier League and then moved to Israel's Hapoel Halon. Jones signed with Trikala of the first tier of the Greek Basketball League.

They are the 17th and 18th Spiders to play professional basketball during the Chris Mooney era. At least one member of 11 of the last 12 graduating classes has gone on to play professionally.

While at least 10 former Spiders are currently playing professionally in international leagues, many UR athletes have found positions in the NBA.

2011 graduate Justin Harper, the 32nd overall pick in the 2011 NBA Draft, appeared in three games for the Philadelphia 76ers during the 2016-17 season. Harper has also played for the Pistons and Magic during his NBA career.

Fellow 2011 graduate Dan Geriot current serves as Video Coordinator for the Cleveland Cavaliers, a position he held when the team won the franchise's only NBA championship in 2016.

Curtis Blair, who graduated from Richmond in 1992 and remains ninth on the Spiders all-time scoring list, is a referee in the NBA.

1990 graduate Kenny Atkinson enters his second season as the head coach of the Brooklyn Nets in 2017-18. Chris Fleming, a member of UR's class of 1993, is an assistant coach on Atkinson's staff.

Tony Dobbins, a Spiders captain in 2004, recently accepted a position as Assistant Video Coordinator for the Boston Celtics following a long playing career overseas.



2017-18 GAME-BY-GAME COMPARISON

Opponent	1st	2nd	Score	Mar	Total FG	FG Pct	3-Pointers	3FG Pct	Free Throws	FT Pct	Rebounds	Assist	T/Over	Block	Steal	Fouls
DELAWARE	20/49	43/27	63-76	(13)	21-50/26-46	.420/.565	4-21/5-15	.190/.333	17-22/19-29	.773/.655	26/30 (4)	9/15	15/11	3/2	8/9	22/18
JACKSONVILLE STATE	29/50	32/44	61-94	(33)	21-54/35-61	.389/.574	4-19/7-18	.211/.389	15-20/17-22	.750/.773	20/42 (22)	11/17	10/10	3/4	7/6	22/17

Note: Game totals are displayed in the format TEAM/OPPONENT for each category

2017-18 SPECIALTY STATS

Opponent	T/O	2ndCh	Paint	FastB	Bench	Ties	Leads	WL	Score	Leads overcome
DELAWARE	10	5	28	8	7	1	0	L	63-76	
Jacksonville State	14	10	26	4	6	2	1	L	61-94	lost 1 1st-17:15
Totals	24	15	54	12	13	3	1			
Average/Game	12.0	7.5	27.0	6.0	6.5	1.5	0.5			

2017-18 POINTS-REBOUNDS-ASSISTS

Opponent	Date	Score	00	01	04	05	11	13	25
			GILYARD,JA	KIRBY,JOE	CAYO,NATHA	SHEROD,NIC	BUCKINGHAM	STANSBURY,	MADRID-AND
DELAWARE	11/10/17	63-76 L	17-3-4	4-1-0	0-0-0	13-2-1	18-6-3	2-3-0	0-0-0
JACKSONVILLE STATE	11/13/17	61-94 L	13-0-2	0-1-1	4-3-0	10-1-0	13-5-3	6-2-0	2-0-0

Opponent	Date	Score	32	33	44
			JOHNSON,JU	GOLDEN,GRA	FRIENDSHUH
DELAWARE	11/10/17	63-76 L	0-3-0	6-6-1	3-0-0
JACKSONVILLE STATE	11/13/17	61-94 L	0-1-1	13-6-4	0-1-0

2017-18 GAME-BY-GAME LEADERS

Opponent	Date	Score	Points	Rebounds	Assists	Steals	Blocked shots
DELAWARE	11/10/17	63-76	18-BUCKINGHAM, D	6-BUCKINGHAM, De' GOLDEN, Grant	4-GILYARD, Jacob	2-STANSBURY, Soll BUCKINGHAM, De' GILYARD, Jacob	2-GOLDEN, Grant
JACKSONVILLE STATE	11/13/17	61-94	13-BUCKINGHAM, D GOLDEN, Grant GILYARD, Jacob	6-GOLDEN, Grant	4-GOLDEN, Grant	3-JOHNSON, Julius	2-GOLDEN, Grant



2017-18 INDIVIDUAL GAME HIGHS

Points	18	BUCKINGHAM, De'Monte vs DELAWARE (11/10/17)
	17	GILYARD, Jacob vs DELAWARE (11/10/17)
	13	BUCKINGHAM, De'Monte vs Jacksonville State (11/13/17)
	13	GOLDEN, Grant vs Jacksonville State (11/13/17)
	13	GILYARD, Jacob vs Jacksonville State (11/13/17)
	13	SHEROD, Nick vs DELAWARE (11/10/17)
Field Goals Made	6	GILYARD, Jacob vs DELAWARE (11/10/17)
Field Goal Att.	15	SHEROD, Nick vs DELAWARE (11/10/17)
FG Pct (min 5 made)	.667 (6-9)	GILYARD, Jacob vs DELAWARE (11/10/17)
3-Point FG Made	2	STANSBURY, Solly vs Jacksonville State (11/13/17)
	2	GILYARD, Jacob vs DELAWARE (11/10/17)
	2	BUCKINGHAM, De'Monte vs DELAWARE (11/10/17)
3-Point FG Att.	5	GILYARD, Jacob vs Jacksonville State (11/13/17)
	5	GILYARD, Jacob vs DELAWARE (11/10/17)
	5	SHEROD, Nick vs DELAWARE (11/10/17)
Free Throws Made	8	BUCKINGHAM, De'Monte vs DELAWARE (11/10/17)
Free Throw Att.	10	BUCKINGHAM, De'Monte vs DELAWARE (11/10/17)
FT Pct (min 3 made)	1.000 (4-4)	GILYARD, Jacob vs Jacksonville State (11/13/17)
	1.000 (3-3)	GILYARD, Jacob vs DELAWARE (11/10/17)
Rebounds	6	GOLDEN, Grant vs Jacksonville State (11/13/17)
	6	GOLDEN, Grant vs DELAWARE (11/10/17)
	6	BUCKINGHAM, De'Monte vs DELAWARE (11/10/17)
Assists	4	GOLDEN, Grant vs Jacksonville State (11/13/17)
	4	GILYARD, Jacob vs DELAWARE (11/10/17)
Steals	3	JOHNSON, Julius vs Jacksonville State (11/13/17)
Blocked Shots	2	GOLDEN, Grant vs Jacksonville State (11/13/17)
	2	GOLDEN, Grant vs DELAWARE (11/10/17)
Turnovers	4	BUCKINGHAM, De'Monte vs DELAWARE (11/10/17)
	4	GILYARD, Jacob vs DELAWARE (11/10/17)
Fouls	4	GOLDEN, Grant vs Jacksonville State (11/13/17)
	4	JOHNSON, Julius vs DELAWARE (11/10/17)
	4	GOLDEN, Grant vs DELAWARE (11/10/17)
	4	GILYARD, Jacob vs DELAWARE (11/10/17)
Minutes	38	GILYARD, Jacob vs Jacksonville State (11/13/17)
	37	GILYARD, Jacob vs DELAWARE (11/10/17)
	35	SHEROD, Nick vs DELAWARE (11/10/17)
	34	BUCKINGHAM, De'Monte vs DELAWARE (11/10/17)
	33	GOLDEN, Grant vs DELAWARE (11/10/17)



2017-18 BOX SCORES

Official Basketball Box Score -- Game Totals -- Final Statistics
DELAWARE vs RICHMOND
11/10/17 7:00 p.m. at Richmond, Va. (Robins Center)

DELAWARE 76 • 1-0

#	Player	Total		3-Ptr		Rebounds			PF	TP	A TO Blk Stl					Min
		FG-FGA	FG-FGA	FT-FTA	FT-FTA	Off	Def	Tot			A	TO	Blk	Stl		
05	Cartier, Eric	f	5-7	0-0	2-4	1	11	12	3	12	0	3	1	4		31
11	Walker, Chyree	f	3-4	1-1	0-1	1	1	2	3	7	0	1	0	0		18
22	Cushing, Jacob	f	3-6	2-4	0-0	1	4	5	3	8	2	1	0	0		30
00	Daly, Ryan	g	9-14	1-4	3-5	2	2	4	1	22	2	3	0	0		37
01	Anderson, Kevin	g	2-7	1-5	6-8	0	4	4	2	11	3	0	1	2		31
03	Mosley, Anthony		2-4	0-0	6-7	0	2	2	3	10	5	2	0	2		27
04	Bryant, Darian		0-1	0-1	2-2	0	0	0	0	2	2	0	0	1		18
10	Rufo, Connor		0-0	0-0	0-0	0	0	0	0	0	0	0	0	0		0+
15	Lochner, Curtis		0-0	0-0	0-0	0	0	0	0	0	0	0	0	0		0+
20	Woods, Derrick		2-3	0-0	0-2	0	1	1	3	4	1	0	0	0		8
	Team					0	0	0								
	Totals		26-46	5-15	19-29	5	25	30	18	76	15	11	2	9		200

FG % 1st Half: 21-28 75.0% 2nd half: 5-18 27.8% Game: 26-46 56.5% Deadball
3FG % 1st Half: 4-8 50.0% 2nd half: 1-7 14.3% Game: 5-15 33.3% Rebounds
FT % 1st Half: 3-3 100.0 2nd half: 16-26 61.5% Game: 19-29 65.5% 6

RICHMOND 63 • 0-1

#	Player	Total		3-Ptr		Rebounds			PF	TP	A TO Blk Stl					Min
		FG-FGA	FG-FGA	FT-FTA	FT-FTA	Off	Def	Tot			A	TO	Blk	Stl		
13	STANSBURY, Solly	f	1-3	0-2	0-0	1	2	3	3	2	0	1	1	2		19
33	GOLDEN, Grant	f	2-7	0-3	2-2	1	5	6	4	6	1	2	2	0		33
00	GILYARD, Jacob	g	6-9	2-5	3-3	1	2	3	4	17	4	4	0	2		37
05	SHEROD, Nick	g	5-15	0-5	3-5	0	2	2	0	13	1	1	0	1		35
11	BUCKINGHAM, De'Mont	g	4-9	2-4	8-10	1	5	6	3	18	3	4	0	2		34
01	KIRBY, Joe		2-3	0-1	0-0	0	1	1	3	4	0	1	0	1		19
04	CAYO, Nathan		0-0	0-0	0-0	0	0	0	0	0	0	1	0	0		4
25	MADRID-ANDREWS, J		0-0	0-0	0-0	0	0	0	0	0	0	0	0	0		1
32	JOHNSON, Julius		0-3	0-1	0-0	1	2	3	4	0	0	1	0	0		13
44	FRIENDSHUH, Paul		1-1	0-0	1-2	0	0	0	1	3	0	0	0	0		5
	Team					2	0	2								
	Totals		21-50	4-21	17-22	7	19	26	22	63	9	15	3	8		200

FG % 1st Half: 4-20 20.0% 2nd half: 17-30 56.7% Game: 21-50 42.0% Deadball
3FG % 1st Half: 1-11 9.1% 2nd half: 3-10 30.0% Game: 4-21 19.0% Rebounds
FT % 1st Half: 11-12 91.7% 2nd half: 6-10 60.0% Game: 17-22 77.3% 2

Officials: Andrew Marotta, Jason Page, Scott Bennett
Technical fouls: DELAWARE-Daly, Ryan. RICHMOND-GOLDEN, Grant.
Attendance: 7201

Score by periods	1st	2nd	Total
DELAWARE	49	27	76
RICHMOND	20	43	63

Official Basketball Box Score -- Game Totals -- Final Statistics
Jacksonville State vs RICHMOND
11/13/17 12:00 PM at Robins Center

Jacksonville State 94 • 2-0

#	Player	Total		3-Ptr		Rebounds			PF	TP	A TO Blk Stl					Min
		FG-FGA	FG-FGA	FT-FTA	FT-FTA	Off	Def	Tot			A	TO	Blk	Stl		
31	CUNNINGHAM, Christian	f	6-8	0-0	4-5	3	8	11	4	16	1	1	4	2		22
12	GIGA, Norbertas	c	6-8	2-3	4-6	1	4	5	3	18	1	0	0	0		25
00	GREGORY, Jamall	g	4-9	2-4	0-0	1	4	5	2	10	3	1	0	1		20
21	DRUMWRIGHT, Malcol	g	2-6	0-2	4-4	1	0	1	3	8	1	2	0	0		22
23	HUNTER, Marlon	g	5-7	0-0	1-2	4	1	5	1	11	3	1	0	1		24
01	DUNLAP, Maurice		1-3	1-3	0-0	0	0	0	0	3	4	0	0	1		20
02	ABUARISHA, Mohamed		0-1	0-1	0-0	0	0	0	1	0	1	1	0	0		5
03	EDWARDS, Tyrik		4-7	0-1	1-1	1	2	3	0	9	0	1	0	1		18
05	CURRY, Des		0-0	0-0	0-0	0	0	0	0	0	0	1	0	0		3
14	BURNELL, Jason		3-5	2-3	0-0	0	2	2	0	8	2	0	0	0		20
30	MARTIN, Cam		3-4	0-1	3-3	0	4	4	1	9	0	0	0	0		8
34	SPEARS, Ashton		1-3	0-0	0-1	2	1	3	2	2	1	1	0	0		13
	Team					1	2	3								
	Totals		35-61	7-18	17-22	14	28	42	17	94	17	10	4	6		200

FG % 1st Half: 19-30 63.3% 2nd half: 16-31 51.6% Game: 35-61 57.4% Deadball
3FG % 1st Half: 5-9 55.6% 2nd half: 2-9 22.2% Game: 7-18 38.9% Rebounds
FT % 1st Half: 7-10 70.0% 2nd half: 10-12 83.3% Game: 17-22 77.3% 3

RICHMOND 61 • 0-2

#	Player	Total		3-Ptr		Rebounds			PF	TP	A TO Blk Stl					Min
		FG-FGA	FG-FGA	FT-FTA	FT-FTA	Off	Def	Tot			A	TO	Blk	Stl		
13	STANSBURY, Solly	f	2-4	2-2	0-0	2	0	2	3	6	0	1	0	0		13
33	GOLDEN, Grant	f	4-10	0-1	5-8	1	5	6	4	13	4	1	2	2		29
00	GILYARD, Jacob	g	4-11	1-5	4-4	0	0	0	2	13	2	3	0	1		38
05	SHEROD, Nick	g	4-7	0-2	2-2	0	1	1	3	10	0	2	0	0		29
11	BUCKINGHAM, De'Mont	g	4-11	1-4	4-5	1	4	5	1	13	3	1	0	1		31
01	KIRBY, Joe		0-2	0-2	0-0	0	1	1	1	0	1	0	0	0		13
04	CAYO, Nathan		2-4	0-1	0-1	2	1	3	2	4	0	0	1	0		22
25	MADRID-ANDREWS, J		1-2	0-1	0-0	0	0	0	2	2	0	1	0	0		4
32	JOHNSON, Julius		0-1	0-1	0-0	0	1	1	3	0	1	1	0	3		15
44	FRIENDSHUH, Paul		0-2	0-0	0-0	1	0	1	1	0	0	0	0	0		6
	Team					0	0	0								
	Totals		21-54	4-19	15-20	7	13	20	22	61	11	10	3	7		200

FG % 1st Half: 10-28 35.7% 2nd half: 11-26 42.3% Game: 21-54 38.9% Deadball
3FG % 1st Half: 3-10 30.0% 2nd half: 1-9 11.1% Game: 4-19 21.1% Rebounds
FT % 1st Half: 6-9 66.7% 2nd half: 9-11 81.8% Game: 15-20 75.0% 3,1

Officials: Tim Clougherty, Tony Chiazza, Earl Walton
Technical fouls: Jacksonville State-None. RICHMOND-None.
Attendance: 6805

Score by periods	1st	2nd	Total
Jacksonville State	50	44	94
RICHMOND	29	32	61



CHRIS MOONEY

HEAD COACH
13th SEASON
PRINCETON, 1994

In 2017-18, head coach Chris Mooney is in his 13th season at the helm of the Richmond Spiders men's basketball program.

With a 225-176 record at Richmond, Mooney is the second-winningest coach in school history and enters the season just 14 wins behind Dick Tarrant on the career list. He is the fourth longest-tenured coach in the Atlantic 10, trailing only Bob McKillop (Davidson), Phil Martelli (Saint Joseph's), and John Giannini (La Salle). Mooney ranks fifth all-time in conference history in both A-10 wins by a head coach (109) and overall wins by an A-10 head coach (225).

Mooney has led the Spiders to seven postseason appearances - all in the last 10 seasons. Under Mooney, the Spiders made trips to the NCAA tournament in 2010 and 2011, and trips to the NIT Quarterfinals in 2015 and 2017. In the spring of 2011, Mooney's Spiders made national headlines en route to the NCAA Sweet 16, knocking off five-seed Vanderbilt and Morehead State in the process. Richmond finished both the 2010 and 2011 seasons ranked in the top 25.

Richmond has averaged 20.9 wins over the previous nine seasons, with five 20-win campaigns. Playing an always-tough schedule in and out of conference, the Spiders have finished in the top 100 of the RPI in six of the last eight years. UR has also tallied 13 wins over ranked opponents since 2008, second most among A-10 programs, and is 13-14 vs top-25 teams during that span, the best winning percentage against ranked teams of any team in the A-10.

Since the 2007-2008 season, the Spiders have gone 99-67 against A-10 opponents, tallying the second-most conference wins of any A-10 team over that stretch. UR is also one of just four A-10 teams to avoid an overall losing season in the last ten years.

Mooney's teams have always excelled on their home court, with a 101-31 (.765) record over the last nine seasons at the Robins Center. The Spiders average attendance of 6,317 in 2016-17 ranked third among A-10 schools and third among all schools nationally with a total enrollment under 5,000 students, trailing only Providence and Butler.

Mooney was tabbed the Sporting News Atlantic 10 Coach of the Year in 2010, while also being selected as a finalist for the Jim Phelan National Coach of the Year award that year. He has been featured in many national publications, including the New York Times, USA Today and Sports Illustrated, and appeared in segments on ESPN.

In 2010, he won the Voice of the University Award, given to a faculty or staff member for being a voice that represents the University of Richmond in a positive manner to the wider community. That same year, Richmond Style Weekly tabbed him for the 40 Under 40 list, spotlighting UR's community involvement with the homeless, Special Olympics, Arthritis Foundation, Friends of Jaclyn Foundation and the ASK Foundation for Childhood Cancer Research. For the last four years, Mooney has headlined the Coaches' Cookoff which raises money for Max's Positive Vibe Cafe, a non-profit dedicated to training and employing people with learning disabilities.

18 former players have gone on to play professionally overseas, including at least one from 11 of the last 12 graduating classes.

The 2016-17 season was marked by a unique blend of senior leadership and freshman promise. Senior T.J. Cline won A-10 Player of the Year and freshman De'Monte Buckingham won A-10 Freshman of the Year, marking just the third time one school swept the awards in A-10 history. Cline recorded the first triple-doubles in school history en route to a season that saw him rank top 10 in points, rebounds, and assists in the single-season record book. UR rebounded from a 6-6 start to finish third in A-10 play and earn an NIT bid where the Spiders won games at Alabama and home vs Oakland.

In 2015-16, T.J. Cline and Terry Allen were both tabbed All-Atlantic 10 Third Team as Cline ranked in the top 10 in the league in points, field goal percentage and assists. Allen was top 10 in rebounds and steals, and was also an NABC All-District Second Teamer.

In 2014-15, Richmond finished the regular season on a six-game winning streak, and was one of the "Last Four Out" of the NCAA Tournament at-large field, thereby securing the No. 1 seed and home-court advantage in the NIT, where they would reach the tournament's quarterfinals. Senior Kendall Anthony wrapped up a career that saw him break the school's all-time three-pointers record and earn All-Atlantic 10 First Team, NABC All-District First Team and VaSID All-State First Team in 2015.

2009-10 and 2010-11 are remembered as two of the top seasons in Mooney's coaching career and in Spider basketball history. In the spring of 2010, Richmond earned its first NCAA at-large bid since 2004, garnering a seven seed before falling in the first round of the tournament. Mooney was named the 2010 Sporting News Atlantic 10 Coach of the Year, and was a finalist for the 2010 Jim Phelan National Coach of the Year award. The Spiders finished the season ranked no. 24 in the final top-25 rankings.

In 2010-11, Richmond defeated Dayton in the A-10 championship game to earn Mooney's first conference championship, the first and only league title since Richmond joined the Atlantic 10 in 2001.

Richmond advanced to the second Sweet 16 in program history by downing Vanderbilt and Morehead State in the NCAA Denver Subregional. The Spiders run came to an end at the hands of Kansas in San Antonio. Richmond finished 29-8, set a school record for wins, and finished no. 21 in the coaches poll.

During those years, the Spiders were led by Kevin Anderson, a 2010 Associated Press All-America Honorable Mention and 2010 Atlantic 10 Player of the Year. Anderson (2007-11) finished his career ranked second all-time at UR with 2,165 points (15.58/game).

Anderson had plenty of help to lead Richmond to national prominence. Justin Harper (2007-11) was a Lute Olson All-American and NABC First Team All-District selection in 2011, while also earning All-Atlantic 10 first team honors. He was drafted by the Cleveland Cavaliers in the second round of the 2011 NBA Draft, and saw action for the Orlando Magic, Detroit Pistons, and Philadelphia 76ers.

Mooney was hired at the University of Richmond at the end of the 2005 season. He had previously coached at Air Force for five seasons, three as an assistant, one as an associate head coach and his final season as head coach. In 2004-05,

Mooney File

COACHING HONORS

2010 Sporting News Atlantic 10 Coach of the Year
2010 Jim Phelan National Coach of the Year Finalist

POSTSEASON ACCOMPLISHMENTS

2017 NIT Quarterfinals
2015 NIT Quarterfinals
2013 CBI Quarterfinals
2011 NCAA Sweet 16
2011 Atlantic 10 Tournament Champions
2010 NCAA First Round
2009 CBI Semifinals
2008 CBI First Round

AS A HEAD COACH

Year	School	Record	Conf.	Finish
2017-18	Richmond	0-2	--	--
2016-17	Richmond	22-13	13-5	t-3rd
2015-16	Richmond	16-16	7-11	9th
2014-15	Richmond	21-14	12-6	4th
2013-14	Richmond	19-14	8-8	7th
2012-13	Richmond	19-15	8-8	t-8th
2011-12	Richmond	16-16	7-9	t-9th
2010-11	Richmond	29-8	13-3	3rd
2009-10	Richmond	26-9	13-3	3rd
2008-09	Richmond	20-16	9-7	t-5th
2007-08	Richmond	16-15	9-7	t-4th
2006-07	Richmond	8-22	4-12	t-12th
2005-06	Richmond	13-17	6-10	t-11th
2004-05	Air Force	18-12	9-5	3rd
1999-00	Arcadia (D-III)	16-10	12-4	2nd
1998-99	Arcadia (D-III)	8-17	7-9	6th
Richmond (2005-pres.)		225-177 (.560)	109-89 (.551)	
Air Force (2004-05)		18-12 (.600)	9-5 (.643)	
Career Record (Div. I)		243-189 (.563)	118-94 (.557)	

Head Coach, Richmond, 2005-present

Head Coach, Air Force, 2004-05

Associate Head Coach, Air Force, 2003-04

Assistant Coach, Air Force, 2000-03

Head Coach, Arcadia University (Div III), 1997-00

AS A PLAYER

A 1994 graduate with a B.A. in English, Mooney led Princeton to the NCAA Tournament twice following a pair of conference titles. The four-year letterwinner amassed 1,071 points, which ranks 20th on Princeton's all-time scoring list, and started all 107 games in his career. He currently ranks seventh on Princeton's career list with 142 career three-pointers and is one of five Princeton student-athletes to score 1,000 points, grab 350 rebounds and dish 200 assists.

Mooney led the Falcons to an 18-12 record and votes in the national polls. His 18 victories were the most by a first-year head coach at Air Force.

Mooney began coaching at the high school level, taking a job at Lansdale Catholic High School in Lansdale, Pa., in 1994. His first college coaching experience came at Division III Beaver College, now known as Arcadia University. He spent two seasons there from 1998-2000. While at Beaver College, Mooney only coached part-time, spending much of his time as an event coordinator. He helped plan weddings, plan events while also serving as the team manager.

Mooney is married to the former Lia Chomat, a Princeton graduate who also has a doctorate in psychology from Penn. The couple has two sons, Danny and Ryan.





#0 Jacob GILYARD

5-9 | 160 | Freshman

Kansas City, Mo.

The Barstow School

FRESHMAN (2017-18)

11/13 vs Jacksonville St - Scored 13 points, tied for most of any Spider ... Played 38 minutes, seven more than any other player
 11/10 vs Delaware - Became first Spiders freshman to start at point guard in a season opener since Daon Merritt in 2003 ... 17 points were second-most on team ... Scored 15 of 17 points after halftime ... Scored eight straight points to trim Spiders deficit to nine points late in game after UR trailed by as many as 33 points in the first half ... Joined Kendall Anthony (2011) as only Spiders freshmen to score at least 17 points in season opener in last 20 seasons ... Recorded team-high four assists ... Played team-high 37 minutes

HIGH SCHOOL

Advanced to state title game in three of his four seasons, winning Barstow's first state title since 1995 as a sophomore in 2015 ... Missouri Class 3 All-State selection after sophomore, junior, and senior seasons ... Named Missouri Class 3 Player of the Year in 2017 ... Averaged 33.2 points and 7.0 assists per game as senior en route to winning the DiRenna Award, given to the top high school basketball player in the Kansas City area ... Set Barstow single-game school scoring record with 50 points vs Washington on Dec. 5, 2016 ... Played for Billy Thomas, who appeared in 53 NBA games over three seasons and was a third-team All-Big 12 selection following his senior season at Kansas in 1998

PERSONAL

Son of Rodney and Tanya ... Father Rodney graduated from Ottawa University in 1992 as school's career leaders in assists and steals and was inducted into Ottawa's Athletics Hall of Fame in 2015 ... Has two older siblings (Chris and Marleigh) and one younger sibling (Roman) ... Born on July 14, 1998

GAME LOGS

Opponent	Date	gs	min	fg-fga	pct	3fg-fga	pct	ft-fa	pct	off	def	tot	avg	pf	a	t/o	blk	stl	pts	avg
DELAWARE	11/10/17	*	37	6-9	.667	2-5	.400	3-3	1.000	1	2	3	3.0	4	4	4	0	2	17	17.0
JACKSONVILLE STATE	11/13/17	*	38	4-11	.364	1-5	.200	4-4	1.000	0	0	0	1.5	2	2	3	0	1	13	15.0
Totals			2	75	10-20	.500	3-10	.300	7-7	1.000	1	2	3	1.5	6	6	7	0	30	15.0

CAREER STATS & CAREER HIGHS

			Total		3-Point		F-Throws		Rebounds											Scoring	
Season	gp-gs	min/avg	fg-fga	pct	fg-fga	pct	ft-fa	pct	off	def	tot	avg	pf	fo	ast	to	blk	stl	pts	avg	
2017	2-2	75/37.5	10-20	.500	3-10	.300	7-7	1.000	1	2	3	1.5	6	0	6	7	0	3	30	15.0	
TOTAL	2-2	75/37.5	10-20	.500	3-10	.300	7-7	1.000	1	2	3	1.5	6	0	6	7	0	3	30	15.0	

SINGLE-GAME HIGHS [all-time ranking]:

Points: 17, DELAWARE -- 11/10/17

Rebounds: 3, DELAWARE -- 11/10/17

Assists: 4, DELAWARE -- 11/10/17

Steals: 2, DELAWARE -- 11/10/17

FG made: 6, DELAWARE -- 11/10/17

FG attempts: 11, Jacksonville State -- 11/13/17

3FG made: 2, DELAWARE -- 11/10/17

3FG attempts: 5, DELAWARE -- 11/10/17; Jacksonville State -- 11/13/17

FT made: 4, Jacksonville State -- 11/13/17

FT attempts: 4, Jacksonville State -- 11/13/17





#1 Joe KIRBY

6-1 | 205 | Senior

Ft. Lauderdale, Fla.

Sagemont

SENIOR (2017-18)

11/10 vs Delaware - Played career-high 19 minutes ... scored four points on a pair of jumpshots ... tied career-high with three field goal attempts

JUNIOR (2016-17)

Appeared in 25 games as a reserve totaling 26 points and 33 rebounds ... Scored career-high seven points Feb. 14 at George Mason ... Grabbed career-best four rebounds on three occasions (last 1/25 at Rhode Island)

SOPHOMORE (2015-16)

Placed on scholarship prior to start of season ... Played in three games ... Scored first career points on a three against Stetson (11/15)

FRESHMAN (2014-15)

Saw action in three games, totaling six minutes ... Grabbed first career rebound against Davidson (1/17) immediately after making first career block

HIGH SCHOOL

Team captain during junior and senior years ... Won state championship in freshman and senior years ... Averaged 14.7 ppg and 4.2 apg in senior year, posting a career high of 32 points in one game ... Named First Team All-Broward County

PERSONAL

Son of Joe and Natausha Kirby ... Younger brother, Isiah, attends The Sagemont School ... Born on Sept. 29, 1995

GAME LOGS

Opponent	Date	gs	min	Total		3-Pointers		Free throws		Rebounds				pf	a	t/o	blk	stl	pts	avg
				fg-fga	pct	3fg-fga	pct	ft-fa	pct	off	def	tot	avg							
DELAWARE	11/10/17		19	2-3	.667	0-1	.000	0-0	.000	0	1	1	1.0	3	0	1	0	1	4	4.0
JACKSONVILLE STATE	11/13/17		13	0-2	.000	0-2	.000	0-0	.000	0	1	1	1.0	1	1	0	0	0	0	2.0
Totals		0	32	2-5	.400	0-3	.000	0-0	.000	0	2	2	1.0	4	1	1	0	1	4	2.0

CAREER STATS & CAREER HIGHS

Season	gp-gs	min/avg	Total		3-Point		F-Throws		Rebounds				pf	fo	ast	to	blk	stl	Scoring	
			fg-fga	pct	fg-fga	pct	ft-fa	pct	off	def	tot	avg							pts	avg
2014	3-0	6/2.0	0-2	.000	0-2	.000	0-0	.000	0	1	1	0.3	0	0	2	0	1	0	0	0.0
2015	3-0	6/2.0	1-4	.250	1-3	.333	0-0	.000	2	2	4	1.3	0	0	0	0	0	1	3	1.0
2016	25-0	128/5.1	11-26	.423	4-15	.267	0-0	.000	15	18	33	1.3	19	0	5	8	1	1	26	1.0
2017	2-0	32/16.0	2-5	.400	0-3	.000	0-0	.000	0	2	2	1.0	4	0	1	1	0	1	4	2.0
TOTAL	33-0	172/5.2	14-37	.378	5-23	.217	0-0	.000	17	23	40	1.2	23	0	8	9	2	3	33	1.0

SINGLE-GAME HIGHS [all-time ranking]:

Points: 7, at George Mason -- 02/14/17

Rebounds: 4, at Dayton -- 1/19/17; Rhode Island -- 1/25/17; at Oral Roberts -- 12/23/16

Assists: 2, Duquesne -- 1/28/15

Steals: 1, at La Salle -- 02/11/17; DELAWARE -- 11/10/17; Stetson -- 11/15/15

Blocks: 1, Davidson -- 1/17/15; Rhode Island -- 1/25/17

FG made: 3, at George Mason -- 02/14/17

FG attempts: 3, 6 times

3FG made: 1, 5 times

3FG attempts: 2, 4 times





#2 Khwan FORE

6-0 | 175 | Redshirt Junior
Huntsville, Ala.
Lee

REDSHIRT JUNIOR (2017-18)

11/10 vs Delaware - Missed first game since 2014-15 season, snapping streak of 67 straight games played

10/24 - Diagnosed with stress reaction in left tibia (shin) with a recovery time of four to six weeks

REDSHIRT SOPHOMORE (2016-17)

One of two Spiders to start all 35 games (T.J. Cline) ... played 33.9 minutes per game (second on team) ... Averaged 11.2 points per game (third on team and best among underclassmen) ... Ranked third on team in rebounds (4.2) and assists (2.5) per game ... second on team with 1.5 steals per game ... FG pct of .507 ranked second in D-I among players 6'0" or shorter with 200 FG attempts (trailed Stetson's Divine Myles - .508) ... Scored career-high 24 points vs George Washington (2/4) ... Recorded career-high 12 assists at Fordham (2/25)

REDSHIRT FRESHMAN (2015-16)

Atlantic 10 All-Freshman Team selection ... Played in all 32 games, starting three ... Averaged 6.5 points per game in 20.4 minutes ... Ranked second on the team with 38 steals ... At George Washington (1/28), had game-sealing dunk in the second OT that made *SportsCenter's* Top 10 ... Made two key steals in final minutes to cap nine-point comeback win vs Fordham (2/13)

FRESHMAN (2014-15)

Earned medical redshirt after injuring foot early in season

HIGH SCHOOL

Four-year starter ... 2013 and 2014 Second Team All-State, 2014 First Team All-Region ... 2012, 2013, and 2014 Huntsville Times Classic Selection, 2014 MVP of Huntsville Times Classic ... Averaged 18 points, 9 assists, 6 rebounds, and 3 steals per game and shot 87% from FT line senior year ... Won state title in 2011

CAREER STATS & CAREER HIGHS

			Total		3-Point		F-Throws		Rebounds										Scoring	
Season	gp-gs	min/avg	fg-fga	pct	fg-fga	pct	ft-fa	pct	off	def	tot	avg	pf	fo	ast	to	blk	stl	pts	avg
2014	2-0	15/7.5	1-3	.333	0-1	.000	0-0	.000	0	1	1	0.5	1	0	1	2	0	1	2	1.0
2015	32-3	652/20.4	81-156	.519	12-33	.364	33-57	.579	26	72	98	3.1	73	1	46	31	2	38	207	6.5
2016	35-35	1187/33.9	151-298	.507	14-42	.333	75-122	.615	38	108	146	4.2	105	5	86	62	13	54	391	11.2
TOTAL	69-38	1854/26.9	233-457	.510	26-76	.342	108-179	.603	64	181	245	3.6	179	6	133	95	15	93	600	8.7

SINGLE-GAME HIGHS [all-time ranking]:

Points: 24, George Washington -- 2/4/17

Rebounds: 9, UMBC -- 12/10/16; vs VCU -- 3/11/17

Assists: 12 [t-1st], at Fordham -- 02/25/17

Steals: 4, vs No. 23 Maryland -- 11/25/16; UMBC -- 12/10/16; Longwood -- 12/12/15

Blocks: 2, vs Fordham -- 03/10/16; St. Bonaventure -- 1/11/17

FG made: 9, George Washington -- 2/4/17

FG attempts: 14, at George Mason -- 02/14/17; at Bucknell -- 11/30/16; George Washington -- 2/4/17

3FG made: 2, 4 times

3FG attempts: 5, at George Mason -- 3/5/16

FT made: 5, 4 times

FT attempts: 9, Rhode Island -- 1/25/17





#3 Bryce SCHNEIDER

6-5 | 175 | Freshman
Myrtle Beach, S.C.
Christian Academy

HIGH SCHOOL

Averaged 14.8 points, 7.3 rebounds, and 4.4 assists per game as a senior ... led team to 2A South Carolina state title game (SCISA) ... 3-year varsity starter ... Transferred to Christian Academy of Myrtle Beach after attending Myrtle Beach High School for his sophomore and junior seasons ... Member of National Honors Society

PERSONAL

Son of Jeff Schneider and Gloria Collier ... Has two older brothers: Kevin and David ... Father Jeff played at Virginia Tech, averaging 14.3 points per game as a senior in 1981-82 ... he was selected by the Houston Rockets in the 5th round (107th pick) of 1982 NBA Draft but never appeared in a game ... Brother Kevin appeared in 21 games (13 starts) for Longwood University in 2004-05 ... Brother David was a four-year starter at William & Mary and a two-time All-CAA selection (third team in 2009, second team in 2010) ... finished career as school's sixth all-time leading scorer with 1,491 points ... played professionally in both England and Germany following graduation ... Born on May 19, 1998 in San Luis Obispo, Calif.



#4 Nathan CAYO

6-7 | 205 | Freshman
Montreal, Canada
Jean De Brebeuf

FRESHMAN (2017-18)

11/13 vs Jacksonville St - Played 22 minutes, fifth most of any Spider ... Scored first career points on an above-the-rim putback in 2nd half

11/10 vs Delaware - Played four minutes in his Spider debut, entering game midway through first half ... Did not record a point, rebound, or assist

HIGH SCHOOL

1st-team all-league selection as a senior ... led team to 3rd-place finish in provincial championship ... Averaged 19.6 points and 9.3 rebounds per game as a junior ... Performed over 200 hours of community service

PERSONAL

Son of Wilner Cayo and Beraca Loyer ... Has an older brother Ben and a younger brother Samuel ... Born on Oct. 27, 1997

GAME LOGS

Opponent	Date	gs	min	fg-fga	pct	3fg-fga	pct	ft-fa	pct	off	def	tot	avg	pf	a	t/o	blk	stl	pts	avg
DELAWARE	11/10/17	4		0-0	.000	0-0	.000	0-0	.000	0	0	0	0.0	0	0	1	0	0	0	0.0
JACKSONVILLE STATE	11/13/17	22		2-4	.500	0-1	.000	0-1	.000	2	1	3	1.5	2	0	0	1	0	4	2.0
Totals		0	26	2-4	.500	0-1	.000	0-1	.000	2	1	3	1.5	2	0	1	1	0	4	2.0

CAREER STATS & CAREER HIGHS

			Total		3-Point		F-Throws			Rebounds											Scoring	
Season	gp-gs	min/avg	fg-fga	pct	fg-fga	pct	ft-fa	pct	off	def	tot	avg	pf	fo	ast	to	blk	stl	pts	av		
2017	2-0	26/13.0	2-4	.500	0-1	.000	0-1	.000	2	1	3	1.5	2	0	0	1	1	0	4	2.0		
TOTAL	2-0	26/13.0	2-4	.500	0-1	.000	0-1	.000	2	1	3	1.5	2	0	0	1	1	0	4	2.0		

SINGLE-GAME HIGHS (all-time ranking):

Points: 4, Jacksonville State -- 11/13/17

Rebounds: 3, Jacksonville State -- 11/13/17

Blocks: 1, Jacksonville State -- 11/13/17

FG made: 2, Jacksonville State -- 11/13/17

FG attempts: 4, Jacksonville State -- 11/13/17

3FG attempts: 1, Jacksonville State -- 11/13/17

FT attempts: 1, Jacksonville State -- 11/13/17





#5 Nick SHEROD

6-4 | 230 | Sophomore
Richmond, Va.
St. Christopher's

SOPHOMORE (2017-18)

11/13 vs Jacksonville St - Scored 10 points, his 15th career game with double-digit points

11/10 vs Delaware - Scored 13 points, third-highest on the team ... All five of his field goals came from inside three-point line ...

Recorded career-high five free-throw attempts

FRESHMAN (2016-17)

Averaged 7.6 points (fifth on team) and 2.4 rebounds (fifth on team) per game ... Made 22 of 26 free throws ... led team in FT pct (.846) and ranked sixth in A-10 among players with at least 25 FTA ... Appeared in 35 games with 18 starts ... Made first career start in season-opener vs VMI, grabbing career-high nine rebounds ... Scored career-high 18 points 2/14 at George Mason on 8-12 shooting from field

HIGH SCHOOL

Named All-Metro Player of the Year in 2015-16 by Richmond Times-Dispatch ... All-Metro First Team (14-15, 15-16) ... VISAA All-State First Team (14-15, 15-16) ... 2,815 career points on varsity (most in Virginia High School history) ... Led St. Christopher's to school-record 24 wins and regular season title in 15-16 ... Averaged 25.6 points per game to lead the region in 15-16 ... Also tallied 10.6 rpg, 3.1 apg and 2.4 spg in 15-16 ... Led AAU team (Team Loaded) to 2015 adidas Uprising Summer Championship in Las Vegas

PERSONAL

Father, E.J., played basketball at Old Dominion and grandfather, Edmund, had a Hall of Fame basketball career at VCU before playing with the New York Knicks ... Interested in studying journalism and sports broadcasting ... Born on Oct. 16, 1997

GAME LOGS

TEAM TOTALS																					
Opponent	Date	gs	min	Total		3-Pointers		Free throws		Rebounds				pf	a	t/o	blk	stl	pts	avg	
				fg-fga	pct	3fg-fga	pct	ft-fga	pct	off	def	tot	avg								
DELAWARE	11/10/17	*	35	5-15	.333	0-5	.000	3-5	.600	0	2	2	2.0	0	1	1	0	1	13	13.0	
JACKSONVILLE STATE	11/13/17	*	29	4-7	.571	0-2	.000	2-2	1.000	0	1	1	1.5	3	0	2	0	0	10	11.5	
Totals			2	64	9-22	.409	0-7	.000	5-7	.714	0	3	3	1.5	3	1	3	0	1	23	11.5

CAREER STATS & CAREER HIGHS

			Total		3-Point		F-Throws		Rebounds											Scoring	
Season	gp-gs	min/avg	fg-fga	pct	fg-fga	pct	ft-fa	pct	off	def	tot	avg	pf	fo	ast	to	blk	stl	pts	avg	
2016	35-18	754/21.5	102-223	.457	39-117	.333	22-26	.846	12	71	83	2.4	58	0	31	16	1	19	265	7.6	
2017	2-2	64/32.0	9-22	.409	0-7	.000	5-7	.714	0	3	3	1.5	3	0	1	3	0	1	23	11.5	
TOTAL	37-20	818/22.1	111-245	.453	39-124	.315	27-33	.818	12	74	86	2.3	61	0	32	19	1	20	288	7.8	

SINGLE-GAME HIGHS [all-time ranking]:

Points: 18, at George Mason -- 02/14/17

Rebounds: 9, VMI -- 11/11/16

Assists: 3, at Oral Roberts -- 12/23/16; vs VCU -- 3/11/17

Steals: 3, at La Salle -- 02/11/17

Blocks: 1, Rhode Island -- 1/25/17

FG made: 8, at George Mason -- 02/14/17

FG attempts: 16, at La Salle -- 02/11/17

3FG made: 5, St. Bonaventure -- 1/11/17

3FG attempts: 9, St. Bonaventure -- 1/11/17

FT made: 4, at James Madison -- 12/20/16; vs VCU -- 3/11/17

FT attempts: 5, DELAWARE -- 11/10/17





#11 De'Monte BUCKINGHAM

6-4 | 230 | Sophomore

Richmond, Va.

Henrico

SOPHOMORE (2017-18)

11/13 vs Jacksonville St - Scored 13 points, tied for most on team ... Added five rebounds, second-most on the team

11/10 vs Delaware - Scored team-high 18 points and tied for team-high with six rebounds ... Made Spiders first field goal of season on contested three-pointer with 13:12 remaining in first half ... Registered career highs in free throws (eight) and free-throw attempts (10)

Preseason - Second team Preseason All-Atlantic 10 selection (only non-senior on first or second teams) ... Could join Kevin Anderson in 2009 as only Spiders sophomores to be named All A-10 first or second team ... One of 21 players named to Julius Erving Award Preseason Watch List ... Award is given by Naismith Memorial Basketball Hall of Fame to nation's top small forward

FRESHMAN (2016-17)

Atlantic 10 Rookie of the Year, the first Spider to win that honor since Kendall Anthony in 2012 ... Averaged 10.5 points (fourth on team), 5.6 rebounds (second on team), and 1.6 steals (first on team) per game ... Ranked fourth among A-10 freshmen in points per game and second in rebounds per game ... Registered most rebounds per game by UR freshman since Charles Stephens in 1998-99 (8.3) ... Appeared in all 35 games with 25 starts ... Scored career-high 26 points 3/11 vs VCU in the A-10 tournament ... Registered career-best 13 rebounds 1/11 vs St. Bonaventure ... VaSID Rookie of the Year, an award given by Virginia's sports information directors to the best freshman college player in the state

HIGH SCHOOL

Named 5A State Player of the Year in 2014-15 ... Tabbed All-Metro Player of the Year in 2014-15 by the Richmond Times-Dispatch ... Three-time All-Metro First Team (13-14, 14-15, 15-16) ... Earned consecutive Conference 11 Player of the Year honors in 2014-15 and 2015-16 ... 5A South Region Player of the Year in consecutive seasons (2014-15, 2015-16) ... Led Henrico to two state championships ... Averaged 22 ppg, 10 rpg and 4 apg in 2015-16

GAME LOGS

Opponent	Date	gs	min	fg-fga	pct	3fg-fga	pct	ft-fa	pct	off	def	tot	avg	pf	a	t/o	blk	stl	pts	avg
DELAWARE	11/10/17	*	34	4-9	.444	2-4	.500	8-10	.800	1	5	6	6.0	3	3	4	0	2	18	18.0
JACKSONVILLE STATE	11/13/17	*	31	4-11	.364	1-4	.250	4-5	.800	1	4	5	5.5	1	3	1	0	1	13	15.5
Totals		2	65	8-20	.400	3-8	.375	12-15	.800	2	9	11	5.5	4	6	5	0	3	31	15.5

CAREER STATS & CAREER HIGHS

			Total		3-Point		F-Throws		Rebounds											Scoring	
Season	gp-gs	min/avg	fg-fga	pct	fg-fga	pct	ft-fa	pct	off	def	tot	avg	pf	fo	ast	to	blk	stl	pts	avg	
2016	35-25	1047/29.9	124-270	.459	46-129	.357	73-97	.753	44	152	196	5.6	107	3	79	70	24	56	367	10.5	
2017	2-2	65/32.5	8-20	.400	3-8	.375	12-15	.800	2	9	11	5.5	4	0	6	5	0	3	31	15.5	
TOTAL	37-27	1112/30.1	132-290	.455	49-137	.358	85-112	.759	46	161	207	5.6	111	3	85	75	24	59	398	10.8	

SINGLE-GAME HIGHS [all-time ranking]:

Points: 26, vs VCU -- 3/11/17

Rebounds: 13 [t-10th], St. Bonaventure -- 1/11/17

Assists: 8, at Massachusetts -- 03/01/17

Steals: 4, Davidson -- 2/21/17; at Alabama -- 3/14/17; Saint Louis -- 3/4/17

Blocks: 3, Rhode Island -- 1/25/17; vs Boston College -- 11/26/16

FG made: 9, vs VCU -- 3/11/17

FG attempts: 14, vs VCU -- 3/11/17

3FG made: 5, at Fordham -- 02/25/17

3FG attempts: 9, at Fordham -- 02/25/17

FT made: 8, DELAWARE -- 11/10/17

FT attempts: 10, DELAWARE -- 11/10/17






#12 Phoenix FORD
6-8 | 210 | Freshman
St. Petersburg, Fla.
St. Petersburg

HIGH SCHOOL

Was home-schooled but played for St. Petersburg High School ... Reached state quarterfinals senior year in Class 8A ... reached state finals junior year in Class 7A ... Honorable mention All-Tampa selection, first team All-Pinellas County selection by Tampa Bay Times following senior season

PERSONAL

Son of Denise and Alfredo Ford ... Has nine siblings and is part of fraternal triplets (C.J. and B.J.) ... Brother Quincy was a second-team All-CAA selection at Northeastern in 2016 and spent time with Utah Jazz and New Orleans Pelicans during 2016-17 season before landing with Salt Lake City Stars of NBA D-League; he averaged 8.6 points and 8.3 rebounds in 26 games for Stars ... Previously went by A.J. Ford ... Born on April 11, 1999





#13 Solly STANSBURY

6-7 | 225 | Redshirt Junior

Wilmington, Del.

Paris Levallois

REDSHIRT JUNIOR (2017-18)

11/13 vs Jacksonville St - Scored six points on first two three-pointers of Spiders career ... Registered a pair of rebounds, both on offense

11/10 vs Delaware - Started and played 19 minutes in Spiders debut .. Recorded first career points on offensive rebound and put-back in second half

2016-17

Sat out season due to NCAA transfer rules

PARIS LEVALLOIS

Played three seasons on the Paris Levallois U21 team in Paris, France ... Averaged 8.3 ppg and 4.2 rpg with 1.9 spg in 2015-16 ... Also played eight games on the main Paris Levallois team in 2015-16 ... Moved to Paris with family after high school

HIGH SCHOOL

Averaged 13.0 points and 11.3 rebounds in 2012-13 at Toms River North

PERSONAL

Father, Terence, was a standout at Temple before playing for three years in the NBA with the Pacers and Supersonics; he was named A-10's Player of the Year following his senior season at Temple in 1984 and was a three-time participant in NBA Slam Dunk Contest (1985-87) ... Born on March 6, 1995

GAME LOGS

Opponent	Date	gs	min	fg-fga	pct	3fg-fga	pct	ft-fa	pct	off	def	tot	avg	pf	a	t/o	blk	stl	pts	avg
DELAWARE	11/10/17	*	19	1-3	.333	0-2	.000	0-0	.000	1	2	3	3.0	3	0	1	1	2	2	2.0
JACKSONVILLE STATE	11/13/17	*	13	2-4	.500	2-2	1.000	0-0	.000	2	0	2	2.5	3	0	1	0	0	6	4.0
Totals			2	3-7	.429	2-4	.500	0-0	.000	3	2	5	2.5	6	0	2	1	2	8	4.0

CAREER STATS & CAREER HIGHS

			Total		3-Point		F-Throws		Rebounds											Scoring	
Season	gp-gs	min/avg	fg-fga	pct	fg-fga	pct	ft-fa	pct	off	def	tot	avg	pf	fo	ast	to	blk	stl	pts	avg	
2017	2-2	32/16.0	3-7	.429	2-4	.500	0-0	.000	3	2	5	2.5	6	0	0	2	1	2	8	4.0	
TOTAL	2-2	32/16.0	3-7	.429	2-4	.500	0-0	.000	3	2	5	2.5	6	0	0	2	1	2	8	4.0	

SINGLE-GAME HIGHS [all-time ranking]:

Points: 6, Jacksonville State -- 11/13/17

Rebounds: 3, DELAWARE -- 11/10/17

Steals: 2, DELAWARE -- 11/10/17

Blocks: 1, DELAWARE -- 11/10/17

FG made: 2, Jacksonville State -- 11/13/17

FG attempts: 4, Jacksonville State -- 11/13/17

3FG made: 2, Jacksonville State -- 11/13/17

3FG attempts: 2, DELAWARE -- 11/10/17; Jacksonville State -- 11/13/17





#21 Tomas VERBINSKIS
6-7 | 210 | Freshman
Klaipeda, Lithuania
Sagemont

HIGH SCHOOL

Attended The Sagemont School in Weston, Fla. (same school as current teammate Joe Kirby) ... Honorable mention All-Broward County selection in 2016 and 2017 ... Led team to Florida's 4A quarterfinals as a senior

PERSONAL

Son of Julanta Verbinskis ... Native of Lithuania who moved to the United States for high school ... Competed in 2014 U16 FIBA European Championships for Lithuania, averaging 6.0 points per game ... Born on April 2, 1998



#22 Sullivan KULJU
6-6 | 220 | Freshman
New Berlin, Wisc.
Eisenhower

HIGH SCHOOL

4-year varsity starter at New Berlin Eisenhower ... Member of school's 1,000-point club ... Led team to 40-9 record in his last two seasons ... 3-time All-Woodland Conference selection ... 2-time All-Area selection by Milwaukee Journal Sentinel ... Team captain as a senior ... Averaged 15.1 points and 5.2 rebounds per game ... 3-time letterwinner in football ... Honorable Mention All-Woodland Conference at wide receiver as a senior ... DECA (Distributive Education Clubs of America) state qualifier

PERSONAL

Son of Eric and Kimberly Kulju ... Has an older brother Keenan and a younger sister Tierney ... Born on Sept. 8, 1998 ... Last name is pronounced "COOL-you"





#25 Jordan MADRID-ANDREWS

6-8 | 240 | Grad Student

Park Hill, Colo.

Chicago State

GRADUATE STUDENT (2017-18)

11/13 vs Jacksonville St - Scored first points of Spiders career on pump-fake and jumper late in first half

11/10 vs Delaware - Made his Spiders debut, playing one minute in the first half ... Did not record a point, rebound, or assist

SENIOR (2016-17)

Did not play for Chicago State after suffering injuries in a car accident on July 30, 2016 ... Was granted sixth-year waiver by NCAA to maintain his eligibility ... Graduated with a degree in Marketing

JUNIOR (2015-16)

Appeared in 31 games with 12 starts for Chicago State ... Averaged 3.8 points and 3.6 rebounds per game

SOPHOMORE (2014-15)

Averaged 12 points and 10 rebounds per game at Umpqua Community College in Roseburg, Ore. ... First-team All-Northwest Athletic Conference (Southern Region) selection ... Member of conference's All-Defense team

2013-14

Attended Western State Colorado University but did not play basketball

FRESHMAN (2012-13)

Played at Butler (Kan.) Community College ... Appeared in 32 games ... scored 5.0 points per game and shot .583 from the field

HIGH SCHOOL

Averaged 14.8 points and 8.8 rebounds per game ... Honorable mention All-Colorado Class 3A selection by the Denver Post as a senior ... First-team all-conference selection ... Also played volleyball (middle hitter) and football (tight end)

PERSONAL

Son of Joyce Madrid-Andrews and Richard Andrews ... Born on Nov. 1, 1994 ... Enrolled in college as a 17-year-old

GAME LOGS

Opponent	Date	gs	min	Total		3-Pointers		Free throws		Rebounds				pf	a	t/o	blk	stl	pts	avg
				fg-fga	pct	3fg-fga	pct	ft-fa	pct	off	def	tot	avg							
DELAWARE	11/10/17		1	0-0	.000	0-0	.000	0-0	.000	0	0	0	0.0	0	0	0	0	0	0	0.0
JACKSONVILLE STATE	11/13/17		4	1-2	.500	0-1	.000	0-0	.000	0	0	0	0.0	2	0	1	0	0	2	1.0
Totals		0	5	1-2	.500	0-1	.000	0-0	.000	0	0	0	0.0	2	0	1	0	0	2	1.0

CAREER STATISTICS

Year	GP	GS	Min	Avg	Total			3-Point			F-Throw			Rebounds				PF	Ast	TO	Blk	Stl	Pts	Avg
					FG	FGA	Pct	FG	FGA	Pct	FT	FTA	Pct	Off	Def	Tot	Avg							
2015	31	12	461	14.9	46	91	.505	1	4	.250	24	46	.522	46	67	113	3.6	82	10	37	7	11	117	3.8
2017	2	0	5	2.5	1	2	.500	0	0	.000	0	0	.000	0	0	0	0.0	2	0	1	0	0	2	1.0
TOTAL	33	12	466	14.1	47	93	.505	1	4	.250	24	46	.522	46	67	113	3.4	84	10	38	7	11	119	3.6

CAREER SINGLE-GAME HIGHS (ALL AT CHICAGO ST)

Points: 14, vs Alabama St -- 11/28/15
Rebounds: 10, at Ball St -- 12/31/15
Assists: 3, vs Alabama St -- 11/28/15; Illinois Tech -- 11/13/15
Steals: 3, Illinois Tech -- 11/13/15

FG made: 7, vs Alabama St -- 11/28/15
FG attempts: 11, vs Alabama St -- 11/28/15
3FG made: 1, New Mexico St -- 2/13/16
3FG attempts: 1, four times
FT made: 5, UMKC -- 3/5/16
FT attempts: 6, UMKC -- 3/5/16





#30 Keith ODDO
6-1 | 185 | Junior
Roanoke, Va.
North Cross

SOPHOMORE (2016-17)

Made Spiders debut 2/25 at Fordham ... Played two minutes ... did not record a point, rebound, or assist

FRESHMAN (2015-16)


Did not play

HIGH SCHOOL

Averaged 13.8 ppg, 4.7 apg, 3.8 rpg and 1.3 spg in his senior season ... Helped North Cross HS to a 20-4 record as a senior, earning team MVP honors ... Scored over 1,000 points in career, hitting 38 percent from long range ... Two-time All-Conference first-team selection ... Won three regular season and three conference tournament championships, qualifying for state tournament four times

PERSONAL

Born on June 10, 1996



#31 Jordan GAITLEY
6-4 | 190 | Freshman
Haverford, Pa.
Fordham Prep (N.Y.)

HIGH SCHOOL

2017 League MVP of New York's Catholic High Schools Athletic Association (CHSAA) A Division ... Averaged 20.5 points per game as a senior ... led team to CHSAA A Division Final ... Class A first-team All-State selection

PERSONAL

Son of Frank and Stephanie Gaitley ... Mother Stephanie is head coach of the women's basketball team at Fordham University and was head coach of the women's team at Richmond from 1985-91 (116-63 in 6 seasons) ... Older brother Dutch played at Temple and Monmouth and is currently Video Coordinator for the San Antonio Spurs ... Older brother D.C. played in seven games for Fordham ... Born on June 23, 1998

CAREER STATISTICS

Year	GP	GS	Min	Avg	Total			3-Point			F-Throw			Rebounds				PF	Ast	TO	Blk	Stl	Pts	Avg
					FG	FGA	Pct	FG	FGA	Pct	FT	FTA	Pct	Off	Def	Tot	Avg							
2016	1	0	2	2.0	0	0	.000	0	0	.000	0	0	.000	0	0	0	0.0	0	1	0	0	0	0.0	
TOTAL	1	0	2	2.0	0	0	.000	0	0	.000	0	0	.000	0	0	0	0.0	0	1	0	0	0	0.0	





#32 Julius JOHNSON

6-3 | 200 | Junior

Cocoa, Fla.

Florida Air Academy

JUNIOR (2017-18)

11/13 vs Jacksonville St - Registered team-high three steals in 15 minutes ... first Spider with three steals in 15 or fewer minutes since 12/12/15 (Khwan Fore vs Longwood)

11/10 vs Delaware - Came off bench to play 13 minutes, grabbing three rebounds

SOPHOMORE (2016-17)

Played in all 35 games with 17 starts ... Averaged 22.4 minutes per game (fifth on team) ... Scored 4.9 points and recorded 2.6 rebounds per game ... Scored career-high 16 points vs Duquesne (1/28) and matched it vs Davidson (2/21) ... Registered career-highs in rebounds (eight) and assists (four) at Bucknell (11/30)

FRESHMAN (2015-16)

Played in 26 games, averaging 8.0 minutes per game ... Scored 36 points and grabbed 22 rebounds ... Scored first career points on a bucket against Stetson (11/15)

HIGH SCHOOL

Led Florida Air Academy to a 21-5 record in 2014-15, advancing to regional finals ... Scored 21 points per game and averaged four rebounds and five assists in 2014-15 season ... Earned Florida 3A All-State Second Team honors after both junior, senior seasons ... Averaged 28 points per game as a junior, leading FAA to 26-2 record ... Only second player in school history to surpass 1,000 points by junior season ... Ranked #32 in FloridaHoops.com top state players in class of 2015

PERSONAL

Son of Katherine Jameson ... Born on April 25, 1996

GAME LOGS

Opponent	Date	gs	min	Total		3-Pointers		Free throws		Rebounds				pf	a	t/o	blk	stl	pts	avg
				fg-fga	pct	3fg-fga	pct	ft-fita	pct	off	def	tot	avg							
DELAWARE	11/10/17		13	0-3	.000	0-1	.000	0-0	.000	1	2	3	3.0	4	0	1	0	0	0	0.0
JACKSONVILLE STATE	11/13/17		15	0-1	.000	0-1	.000	0-0	.000	0	1	1	2.0	3	1	1	0	3	0	0.0
Totals		0	28	0-4	.000	0-2	.000	0-0	.000	1	3	4	2.0	7	1	2	0	3	0	0.0

CAREER STATS & CAREER HIGHS

Season	gp-gs	min/avg	Total		3-Point		F-Throws		Rebounds				pf	fo	ast	to	blk	stl	Scoring	
			fg-fga	pct	fg-fga	pct	ft-fita	pct	off	def	tot	avg							pts	avg
2015	26-0	207/8.0	13-46	.283	6-33	.182	4-5	.800	6	16	22	0.8	30	0	6	4	4	1	36	1.4
2016	35-17	783/22.4	59-142	.415	26-83	.313	27-34	.794	19	71	90	2.6	88	0	34	24	5	23	171	4.9
2017	2-0	28/14.0	0-4	.000	0-2	.000	0-0	.000	1	3	4	2.0	7	0	1	2	0	3	0	0.0
TOTAL	63-17	1018/16.2	72-192	.375	32-118	.271	31-39	.795	26	90	116	1.8	125	0	41	30	9	27	207	3.3

SINGLE-GAME HIGHS [all-time ranking]:

Points: 16, Duquesne -- 1/28/17; Davidson -- 2/21/17

Rebounds: 8, at Bucknell -- 11/30/16

Assists: 4, at Bucknell -- 11/30/16

Steals: 3, Jacksonville State -- 11/13/17

Blocks: 2, UMBC -- 12/10/16

FG made: 5, 4 times

FG attempts: 8, 4 times

3FG made: 4, Duquesne -- 1/28/17; Davidson -- 2/21/17

3FG attempts: 5, 4 times

FT made: 3, Hampton -- 11/22/16

FT attempts: 4, Hampton -- 11/22/16





#33 Grant GOLDEN

6-10 | 260 | Redshirt Freshman

Winchester, Va.

St. James (Md.)

REDSHIRT FRESHMAN (2017-18)

11/13 vs Jacksonville St - Led or tied for team lead in points (13), rebounds (six), assists (four), and blocks (two) ... Also set or tied career highs in each category, plus steals (two) ... Third Spider to lead team in points, rebounds, assists, and blocks in a game in last 15 years (T.J. Cline, Kevin Steenberge)

11/10 vs Delaware - Made first career start ... Tied career-high with six points ... Set career-high with six rebounds, which also tied for team-high ... Led team with two blocks

FRESHMAN (2016-17)

Granted medical redshirt by NCAA after undergoing heart surgery on 12/22 to correct an accelerated heart rate that caused him to collapse vs Texas Tech on 12/17 ... Appeared in nine games totaling 18 points, 18 rebounds, and eight assists ... Led team with 10.6 rebounds per 40 minutes in limited action

HIGH SCHOOL

Moved to St. James HS in Hagerstown, Md. for final two seasons of high school ... Washington County Co-Player of the Year in 2015-16 ... Led St. James to Independent-Parochial School League and Mid-Atlantic Conference titles ... Averaged 17.2 ppg, 10.3 rpg, 3.5 apg and 1.3 bpg in his senior year ... Shot 54.7 percent from the field and 42.9 percent from three in 15-16 ... Sat out junior season with injury ... Averaged 18.1 ppg and 7.7 rpg in 2013-14 at Sherando HS in Stephens City, Va.

PERSONAL

Father played at Fairfield University and two grandfathers played collegiate football ... Has a younger brother, Bryce, who has committed to play basketball at Pittsburgh ... Born on Jan. 15, 1998

GAME LOGS

Opponent	Date	gs	min	Total		3-Pointers		Free throws		Rebounds				pf	a	t/o	blk	stl	pts	avg
				fg-fga	pct	3fg-fga	pct	ft-fta	pct	off	def	tot	avg							
DELAWARE	11/10/17	*	33	2-7	.286	0-3	.000	2-2	1.000	1	5	6	6.0	4	1	2	2	0	6	6.0
JACKSONVILLE STATE	11/13/17	*	29	4-10	.400	0-1	.000	5-8	.625	1	5	6	6.0	4	4	1	2	2	13	9.5
Totals			62	6-17	.353	0-4	.000	7-10	.700	2	10	12	6.0	8	5	3	4	2	19	9.5

CAREER STATS & CAREER HIGHS

Season	gp-gs	min/avg	Total		3-Point		F-Throws		Rebounds				pf	fo	ast	to	blk	stl	Scoring	
			fg-fga	pct	fg-fga	pct	ft-fta	pct	off	def	tot	avg							pts	avg
2016	9-0	68/7.6	7-20	.350	1-5	.200	3-9	.333	3	15	18	2.0	9	0	8	3	2	0	18	2.0
2017	2-2	62/31.0	6-17	.353	0-4	.000	7-10	.700	2	10	12	6.0	8	0	5	3	4	2	19	9.5
TOTAL	11-2	130/11.8	13-37	.351	1-9	.111	10-19	.526	5	25	30	2.7	17	0	13	6	6	2	37	3.4

SINGLE-GAME HIGHS [all-time ranking]:

Points: 13, Jacksonville State -- 11/13/17

Rebounds: 6, DELAWARE -- 11/10/17; Jacksonville State -- 11/13/17

Assists: 4, Jacksonville State -- 11/13/17

Steals: 2, Jacksonville State -- 11/13/17

Blocks: 2, DELAWARE -- 11/10/17; Jacksonville State -- 11/13/17

FG made: 4, Jacksonville State -- 11/13/17

FG attempts: 10, Jacksonville State -- 11/13/17

3FG made: 1, Wake Forest -- 12/3/16

3FG attempts: 3, DELAWARE -- 11/10/17

FT made: 5, Jacksonville State -- 11/13/17

FT attempts: 8, Jacksonville State -- 11/13/17





#44 Paul FRIENDSHUH

6-10 | 240 | Redshirt Junior
New Prague, Minn.
New Prague

REDSHIRT JUNIOR (2017-18)

11/13 vs Jacksonville St - Played six minutes, second-highest total of career

11/10 vs Delaware - Scored on fast-break lay-up when Delaware defender was called for goaltending after hitting ball after it hit backboard

REDSHIRT SOPHOMORE (2016-17)

Appeared in nine games, totaling two points and three rebounds in 20 minutes

REDSHIRT FRESHMAN (2015-16)

Played in eight games, averaging 3.3 minutes per appearance ... Scored 11 points with three boards on the year ... Scored first career points on a basket and two free throws in collegiate debut against Stetson (11/15) ... Played five minutes and scored on a fast break at Wake Forest (11/18)

FRESHMAN (2014-15)

Earned medical redshirt after suffering knee injury in preseason

HIGH SCHOOL

Team Captain ... Two-time Missota All-Conference Team ... Member of the 1,000-point club

PERSONAL

Son of Luke and Carolyn Friendshuh ... Mother, Carolyn, played volleyball at UW-Eau Claire ... Has two siblings: Tristan and Jordan ... Born on March 23, 1996 ... Last name is pronounced "FRIEND-shuu"

GAME LOGS

Opponent	Date	gs	min	Total		3-Pointers		Free throws		Rebounds		pf	a	t/o	blk	stl	pts	avg	
				fg-fga	pct	3fg-fga	pct	ft-fa	pct	off	def								tot
DELAWARE	11/10/17	5	1-1	1.000	0-0	.000	1-2	.500	0	0	0	0	0	0	0	0	3	3.0	
JACKSONVILLE STATE	11/13/17	6	0-2	.000	0-0	.000	0-0	.000	1	0	1	0.5	1	0	0	0	0	1.5	
Totals		0	11	1-3	.333	0-0	.000	1-2	.500	1	0	1	0.5	2	0	0	0	3	1.5

CAREER STATS & CAREER HIGHS

Season	gp-gs	min/avg	fg-fga	pct	3fg-fga	pct	ft-fa	pct	off	def	tot	avg	pf	ast	to	blk	stl	pts	avg
2015	8-0	26/3.3	4-7	.571	0-1	.000	3-4	.750	0	3	3	0.4	6	0	1	3	0	11	1.4
2016	9-0	20/2.2	1-3	.333	0-0	.000	0-0	.000	1	2	3	0.3	3	0	1	2	0	2	0.2
2017	2-0	11/5.5	1-3	.333	0-0	.000	1-2	.500	1	0	1	0.5	2	0	0	0	0	3	1.5
TOTAL	19-0	57/3.0	6-13	.462	0-1	.000	4-6	.667	2	5	7	0.4	11	0	2	5	0	16	0.8

SINGLE-GAME HIGHS (all-time ranking):

Points: 4, Stetson -- 11/15/15

Rebounds: 2, at George Mason -- 02/14/17; Presbyterian -- 12/22/15

Assists: 1, at James Madison -- 12/20/16; Presbyterian -- 12/22/15

Steals: 1, Stetson -- 11/15/15

FG made: 1, 6 times

FG attempts: 2, Jacksonville State -- 11/13/17; Stetson -- 11/15/15; at Wake Forest -- 11/18/15

3FG attempts: 1, Stetson -- 11/15/15

FT made: 2, Stetson -- 11/15/15

FT attempts: 2, DELAWARE -- 11/10/17; Stetson -- 11/15/15; Bethune-Cookman -- 11/21/15



2017-18 TEAM AND INDIVIDUAL STATS

RECORD:	OVERALL	HOME	AWAY	NEUTRAL
ALL GAMES	0-2	0-2	0-0	0-0
CONFERENCE	0-0	0-0	0-0	0-0
NON-CONFERENCE	0-2	0-2	0-0	0-0

#	Player	gp-gs	min	avg	Total		3-Point		F-Throw		Rebounds				pf	dq	a	to	blk	stl	pts	avg
					fg-fga	fg%	3fg-fga	3fg%	ft-fa	ft%	off	def	tot	avg								
11	BUCKINGHAM, De'Mo	2-2	65	32.5	8-20	.400	3-8	.375	12-15	.800	2	9	11	5.5	4	0	6	5	0	3	31	15.5
00	GILYARD, Jacob	2-2	75	37.5	10-20	.500	3-10	.300	7-7	1.000	1	2	3	1.5	6	0	6	7	0	3	30	15.0
05	SHEROD, Nick	2-2	64	32.0	9-22	.409	0-7	.000	5-7	.714	0	3	3	1.5	3	0	1	3	0	1	23	11.5
33	GOLDEN, Grant	2-2	62	31.0	6-17	.353	0-4	.000	7-10	.700	2	10	12	6.0	8	0	5	3	4	2	19	9.5
13	STANSBURY, Solly	2-2	32	16.0	3-7	.429	2-4	.500	0-0	.000	3	2	5	2.5	6	0	0	2	1	2	8	4.0
01	KIRBY, Joe	2-0	32	16.0	2-5	.400	0-3	.000	0-0	.000	0	2	2	1.0	4	0	1	1	0	1	4	2.0
04	CAYO, Nathan	2-0	26	13.0	2-4	.500	0-1	.000	0-1	.000	2	1	3	1.5	2	0	0	1	1	0	4	2.0
44	FRIENDSHUH, Paul	2-0	11	5.5	1-3	.333	0-0	.000	1-2	.500	1	0	1	0.5	2	0	0	0	0	0	3	1.5
25	MADRID-ANDREWS,	2-0	5	2.5	1-2	.500	0-1	.000	0-0	.000	0	0	0	0.0	2	0	0	1	0	0	2	1.0
32	JOHNSON, Julius	2-0	28	14.0	0-4	.000	0-2	.000	0-0	.000	1	3	4	2.0	7	0	1	2	0	3	0	0.0
Team											2	0	2									
Total.....		2	400		42-104	.404	8-40	.200	32-42	.762	14	32	46	23.0	44	0	20	25	6	15	124	62.0
Opponents.....		2	400		61-107	.570	12-33	.364	36-51	.706	19	53	72	36.0	35	-	32	21	6	15	170	85.0

TEAM STATISTICS	RICHMOND	OPP
SCORING	124	170
Points per game	62.0	85.0
Scoring margin	-23.0	-
FIELD GOALS-ATT	42-104	61-107
Field goal pct	.404	.570
3 POINT FG-ATT	8-40	12-33
3-point FG pct	.200	.364
3-pt FG made per game	4.0	6.0
FREE THROWS-ATT	32-42	36-51
Free throw pct	.762	.706
F-Throws made per game	16.0	18.0
REBOUNDS	46	72
Rebounds per game	23.0	36.0
Rebounding margin	-13.0	-
ASSISTS	20	32
Assists per game	10.0	16.0
TURNOVERS	25	21
Turnovers per game	12.5	10.5
Turnover margin	-2.0	-
Assist/turnover ratio	0.8	1.5
STEALS	15	15
Steals per game	7.5	7.5
BLOCKS	6	6
Blocks per game	3.0	3.0
ATTENDANCE	14006	0
Home games-Avg/Game	2-7003	0-0
Neutral site-Avg/Game	-	0-0

Date	Opponent		Score	Att.
11/10/17	DELAWARE	L	63-76	7201
11/13/17	JACKSONVILLE STATE	L	61-94	6805

* = Conference game

Score by Periods	1st	2nd	Totals
RICHMOND	49	75	124
Opponents	99	71	170

TV/RADIO SPEED CHART



#0 JACOB GILYARD

G | FR | 5-9 | 160 | KANSAS CITY, MO

PTS	REB	AST	STL	MIN
15.0	1.5	3.0	1.5	37.5

- 37.5 mins per game (2nd in nation among true freshmen)
- Scored 15 of 17 points after halftime in opener
- Averaged 33.2 points and 7.0 assists in high school last year
- Awarded top high school player in KC-area last year
- Two 50-point games last season at Barstow School
- Missouri Class 3 Player of the Year in 2017

CAREER HIGHS

PTS	REB
17	3
AST	STL
4	2

LAST GAME

PTS	REB
13	0
AST	STL
2	1



#1 JOE KIRBY

G | SR | 6-1 | 205 | FT. LAUDERDALE, FL

PTS	REB	AST	STL	MIN
2.0	1.0	0.5	0.5	16.0

- Only senior on roster
- Played career-high 19 minutes in opener
- Scored career-high 7 points 2/14/17 at George Mason
- 2-time state champion in high school

CAREER HIGHS

PTS	REB
7	4
AST	STL
2	1

LAST GAME

PTS	REB
0	1
AST	STL
1	0



#2 KHWAN FORE

G | R-JR | 6-0 | 175 | HUNTSVILLE, AL

PTS	REB	AST	STL	MIN
11.2*	4.2*	2.5*	1.5*	33.9*

* 2016-17


- Missed first 2 games of season (stress reaction in left shin)
- Injury snapped streak of 67 straight games played for UR
- Team's leading returning scorer for 2017-18 (11.2 PPG)
- 1 of 2 Spiders to start every game in 2016-17 (T.J. Cline)
- Ranked as No. 22 player in A-10 during preseason by A10Talk.com
- Atlantic-10 All-Freshmen selection following 2015-16 season

CAREER HIGHS

PTS	REB
24	9
AST	STL
12	4

LAST GAME

PTS	REB
--	--
AST	STL
--	--



#4 NATHAN CAYO

G | FR | 6-7 | 205 | MONTREAL, CANADA

PTS	REB	AST	STL	MIN
2.0	1.5	0.0	0.0	13.0

- Played 22 minutes vs Jacksonville St after playing 4 minutes in opener
- Scored first career points on putback in 2nd half vs Jacksonville St
- High riser might be best dunker on team
- 1st-team all-league selection as senior
- Performed over 200 hours of community service in high school
- Family is originally from Haiti

CAREER HIGHS

PTS	REB
4	3
AST	STL
--	--

LAST GAME

PTS	REB
4	3
AST	STL
0	0



#5 NICK SHEROD

G | SO | 6-4 | 230 | RICHMOND, VA

PTS	REB	AST	STL	MIN
11.5	1.5	0.5	0.5	32.0

- Scored double-digit points in 2 straight games (1 shy of career high)
- Second-lowest turnover rate in A-10 last season (0.8/40 minutes)
- Shot 84.6% from FT line last year (best on team, sixth in A-10)
- 2016 Richmond Times-Dispatch Metro Player of the Year
- All-time leading scorer in VA high school history (2,815 points)
- Went to high school 1 mile east of Robins Center (St. Christopher's)

CAREER HIGHS

PTS	REB
18	9
AST	STL
3	3

LAST GAME

PTS	REB
10	1
AST	STL
0	0



#11 DE'MONTE BUCKINGHAM

G | SO | 6-4 | 230 | RICHMOND, VA

PTS	REB	AST	STL	MIN
15.5	5.5	3.0	1.5	32.5


- Leads team in scoring, 2nd on team in rebounds
- Second-team preseason All-A-10 selection
- On Erving Award Watch List (top small forward in nation)
- 2017 Atlantic 10 Rookie of the Year
- Scored a career-high 26 points vs. VCU in A-10 semis last year
- 2015 Richmond Times-Dispatch Metro Player of the Year

CAREER HIGHS

PTS	REB
26	13
AST	STL
8	4

LAST GAME

PTS	REB
13	5
AST	STL
3	1



#13 SOLLY STANSBURY

F | R-JR | 6-7 | 225 | WILMINGTON, DE

PTS	REB	AST	STL	MIN
4.0	2.5	0.0	1.0	16.0


- Made pair of corner three-points vs Jacksonville State
- Scored first career UR points on putback in opener
- Sat out 2016-17 season due to NCAA transfer rules
- Played for Paris Levallois U21 team in Paris for 3 yrs after HS
- Explosive athlete who can dunk with right or left hand
- Father, Terence, was 1984 A-10 Player of the Year at Temple

CAREER HIGHS

PTS	REB
6	3
AST	STL
--	2

LAST GAME

PTS	REB
6	2
AST	STL
0	0



#25 JORDAN MADRID-ANDREWS

F | GR | 6-8 | 240 | PARK HILL, CO

PTS	REB	AST	STL	MIN
1.0	0.0	0.0	0.0	2.5


- Scored first points of Spiders career on jumper vs Jacksonville St
- Graduate transfer from Chicago State
- Did not play last year following July 2016 car accident
- 3.8 PPG, 3.6 RPG for Chicago St in 2015-16 (12 starts)
- 1st team all-conference selection at Umpqua CC in 2014-15
- Has also attended Butler CC, Western St Colorado University

CAREER HIGHS

PTS	REB
14	10
AST	STL
3	3

LAST GAME

PTS	REB
2	0
AST	STL
0	0



#32 JULIUS JOHNSON

G | JR | 6-3 | 200 | COCOA, FLA.

PTS	REB	AST	STL	MIN
0.0	2.0	0.5	1.5	14.0

- Career-high 3 steals in last game vs Jacksonville State
- 63 career games (2nd most on team behind Khwan Fore)
- Streaky 3-point shooter who can finish close to basket
- Played in 52 straight games (longest active streak of any Spider)
- Known as "wolfman" by his teammates
- 2-time 2nd-team all-state selection at Florida Air Academy

CAREER HIGHS

PTS	REB
16	8
AST	STL
4	3

LAST GAME

PTS	REB
0	1
AST	STL
1	3



#33 GRANT GOLDEN

F | R-FR | 6-10 | 260 | WINCHESTER, VA

PTS	REB	AST	BLK	MIN
9.5	6.0	2.5	2.0	31.0


- Led team in Pts, Reb, Ast, and blocks vs Jacksonville St
- Matched or set career highs in Pts/Reb/Ast/blocks in last game
- Collapsed vs Texas Tech on 12/17/16
- Underwent procedure to correct accelerated heart rate on 12/22/16
- Granted medical redshirt by NCAA
- Had "best summer" and "best fall" of any Spider according to Mooney

CAREER HIGHS

PTS	REB
13	6
AST	BLK
4	2

LAST GAME

PTS	REB
13	6
AST	BLK
4	2



#44 PAUL FRIENDSHUH

C | R-JR | 6-10 | 240 | NEW PRAGUE, MN

PTS	REB	AST	BLK	MIN
1.5	0.5	0.0	0.0	5.5

- Played 6 minutes vs Jacksonville St, second-highest total of career
- Played in nine games last season
- Career-high 4 points came in college debut vs Stetson on 11/15/15
- Awarded medical redshirt in 2014-15 after suffering knee injury
- 2-time captain in high school

CAREER HIGHS

PTS	REB
4	2
AST	BLK
1	0

LAST GAME

PTS	REB
0	1
AST	BLK
0	0

