



RICE (6-6) @ LAMAR (8-4)

Wednesday, March 4, 6:05 p.m.



Vincent-Beck Stadium | Beaumont, TX | ESPN+ | RiceOwls.com | Varsity app

SCHEDULE (6-6/0-0)

| | | |
|-----|----------------------------|--------------------|
| F13 | Northwestern(1) | ESPN+ W. 7-6 |
| | Northwestern(2) | ESPN+ W. 3-2 |
| F15 | Northwestern | ESPN+ L. 17-6 |
| F17 | Louisiana | L. 3-0 |
| F18 | Purdue | ESPN+ W. 5-2 |
| F20 | @USC | BIG+ L. 5-0 |
| F21 | @USC | BIG+ L. 4-1 |
| F22 | @USC | BIG+ L. 4-2 |
| F24 | HCU | ESPN+ L. 11-8 (11) |
| F27 | Harvard | ESPN+ W. 11-7 |
| F28 | Harvard | ESPN+ W. 2-1 |
| M1 | Harvard | ESPN+ W. 9-0 |
| M4 | @Lamar | ESPN+ 4:05 |
| M7 | @Abilene Christian | ESPN+ 6:05 |
| M8 | @Abilene Christian | 3:05 |
| M9 | @Abilene Christian | WAC INT 1:05 |
| M10 | @Houston | ESPN+ 6:35 |
| M13 | Saint Mary's# | 2:00 |
| | @Grand Canyon | MWTV 7:05 |
| M14 | @Grand Canyon | MWTV 7:05 |
| M15 | Saint Mary's# | 1:05 |
| M17 | UTRGV | ESPN+ 6:35 |
| M20 | @USF* | ESPN+ 5:35 |
| M21 | @USF* | ESPN+ 1:05 |
| M22 | @USF* | ESPN+ 12:05 |
| M25 | @HCU | ESPN+ 6:35 |
| M27 | Florida Atlantic* | ESPN+ 6:35 |
| M28 | Florida Atlantic* | ESPN+ 2:05 |
| M29 | Florida Atlantic* | ESPN+ 1:05 |
| M31 | UTRGV | ESPN+ 6:35 |
| A2 | UTSA* | ESPN+ 6:35 |
| A3 | UTSA** | ESPN+ 6:35 |
| A4 | UTSA | ESPN+ 1:05 |
| 7A | Texas A&M - Corpus Christi | ESPN+ 6:35 |
| A10 | @Charlotte* | ESPN+ 5:05 |
| A11 | @Charlotte* | ESPN+ 3:05 |
| A12 | @Charlotte* | ESPN+ 12:05 |
| A15 | Sam Houston | ESPN+ 6:35 |
| A17 | Memphis* | ESPN+ 6:35 |
| A18 | Memphis* | ESPN+ 2:05 |
| A19 | Memphis* | ESPN+ 1:05 |
| A21 | Houston | ESPN+ 6:35 |
| A24 | @Wichita State* | ESPN+ 6:05 |
| A25 | @Wichita State* | ESPN+ 2:05 |
| A26 | @Wichita State* | ESPN+ 1:05 |
| A28 | Lamar | ESPN+ 6:35 |
| M1 | UAB* | ESPN+ 6:35 |
| M2 | UAB* | ESPN+ 2:05 |
| M3 | UAB* | ESPN+ 1:05 |
| M8 | @ECU* | ESPN+ 5:05 |
| M9 | @ECU* | ESPN+ 3:05 |
| M10 | @ECU* | ESPN+ 12:05 |
| M12 | @Houston | ESPN+ 6:35 |
| M14 | Tulane* | ESPN+ 6:35 |
| M15 | Tulane* | ESPN+ 6:35 |
| M16 | Tulane* | ESPN+ 1:00 |

#1 - Phoenix
(*) denotes conf. game

OWLS OPEN NINE ON THE ROAD AT LAMAR: Rice opens a slate of nine consecutive road games (and 12 of the next 13) with a midweek game at Lamar, with first pitch set for 6:05. The following morning, the Owls make the trip to Abilene for a weekend series against Abilene Christian, followed by the 2026 Silver Glove Series opener at Houston on March 10 and a four-game slate in Phoenix, Arizona against Saint Mary's and Grand Canyon (March 13-15). Rice returns to Reckling on St. Patrick's Day to host UTRGV and then head back on the road to open American Conference action at USF (March 20-22).

ON THE AIR: Luke Maurowill call the action on RiceOwls.com and the Varsity Network app on Wednesday.

HOME AND ROAD: The Owls are 6-3 at home this season and 0-3 on the road. The 6-3 start is their best at home since they were 6-3 to open the 2023 season. By comparison, Rice did not win its sixth home game until its 21st game at Reckling last season. The Owls have won consecutive series to open a season for the first time since 2014 and have won five straight series dating back to last season. Rice has lost its last eight games away from Reckling Park, dating back to last season when the Owls dropped the final road series in the regular season, and then both games at the American Conference tournament, and then the first three on the road this year. Rice's last road win came on April 27 last season, 12-10 over UAB in Birmingham, and its last series win came at Memphis last season (April 17-19), and has lost its last three series away from home.

STARTERS AND RELIEVERS: The Owls' starting pitchers have combined for a 4.62 ERA through 12 games and have been involved in nine of 12 decisions. Last weekend, Brayden Sharp, Ryland Urbanczyk and Ethan Sanders combined for a 1.20 ERA vs. Harvard (2 earned in 15 innings) and allowed just seven hits. Five members of the Owls' bullpen have recorded a save, all of them at home, compared with one save by the entire staff at home last season.

IN CHECK: Rice pitchers held a USC squad that opened the season by hitting .468 in its first four games to a .214 average, when they met in Los Angeles, and over the last seven games, the Owls' pitching staff has held the opposition to a .215 batting average (48x223).

QUICK STARTS: After slamming a pair of home runs in the first inning of the season's opening game, Rice was held scoreless in the first inning over the next seven games. The Owls have scored nine first-inning runs in the last four games and are 3-1 over that stretch and 4-1 this season when scoring in the opening inning.

HOMER HAVEN: Rice has hit 15 home runs in the first nine games at Reckling Park and was held without one in the opening road series at USC. The Owls hit a total of 30 homers at Reckling Park last season and did not hit their 15th until the 19th home game of the season and their 15th until the 22nd game of the overall season. Colin Robson has hit leadoff homers twice in the first nine games of the season and the Owls have hit five in the first inning. In the opening game of the Harvard series, Rice homered three times in the first inning, the first time since 2019 they have hit three in an inning.

"RICE GUYS" The headline in the Houston Chronicle the day after Rice captured the 2003 College World Series championship read "Rice Guys Finish First" and head coach David Pierce has incorporated that reference into the branding of the Owls this season. On the recruiting trail in the years following 2003, Pierce noted that the phrase was used by high school coaches to best describe any players of their players who were prepared to meet the challenges on the field and in the classroom.

AT VINCENT-BECK STADIUM: Rice is 23-32 when playing at Lamar's current home since it opened in 1969. Rice has won 11 of 14 in Beaumont since 2005.

PROBABLE PITCHING MATCHUPS (ALL TIMES CENTRAL)

| DATE | TIME | OPPONENT | PITCHERS | TV/STREAMING/RADIO |
|------------------|---------|----------|-----------------------------------|--------------------------------------|
| Wednesday, Mar 1 | 6:05 PM | @Lamar | RHP Jeremiah Arnett (2-1) vs. TBA | ESPN+/RiceOwls.com / Varsity Network |

NOTABLE

QUICK FACTS

| UNIVERSITY | |
|------------------------|------------------------------|
| Name | Rice University |
| Location | Houston, Texas |
| Enrollment | 8,480 |
| Founded | 1891 (First classes in 1912) |
| President | Reginald DesRoches |
| Faculty Representative | Dr. Leo Costello |
| Affiliation | NCAA Division I |
| Conference | American Athletic Conference |
| Nickname | Owls |
| Mascot | Sammy the Owl |
| Colors | Blue and Gray |
| University Website | Rice.edu |
| Athletics Website | RiceOwls.com |

ATHLETICS ADMINISTRATION

| | |
|---|--|
| VP & Director of Athletics | Tommy McClelland |
| Asst. VP / Deputy Athletics Director | Eric George |
| Deputy Athletic Director & Baseball Administrator | Kevin Dwann |
| Senior Associate ADs | Stacy Mosely, Davon Robb, Tina Villard |

BASEBALL PERSONNEL

| | |
|---------------------------------------|--|
| Bixby Family Head Baseball Coach | David Pierce Houston, 1988 (2nd Season) |
| Associate Head Coach | Clay Van Hook Texas, 2008 (1st Season) |
| Assistant Coach | JJ Altobelli Oregon, 2013 (1st Season) |
| Assistant Coach | Mikey Hoehner Texas A&M, 2021 (2nd Season) |
| Dir. Analytics & Pitching Performance | Justin Aspegren UC Santa Barbara, 2007 (3rd Season) |
| Coordinator of Pitching Development | Conrad Ramquist Texas, 2016, (1st Season) |
| Special Assistant | Lance Berkman Rice, 2015 (2nd Season) |
| Director of Operations | Ryan Abel |
| Strength Coach | Roman Gomez |
| Athletic Trainer | Nikki Carvino |

RECKLING PARK

| | |
|------------------|-------------------------|
| Year Opened | 2000 |
| Capacity | 6,193 |
| Dimensions (L-R) | 320, 365, 390, 365, 320 |
| Pressbox Phone | (713) 348-4931 |

ATHLETICS COMMUNICATIONS

| | |
|----------------------------------|---------------------------|
| Assistant AD/Primary BSB Contact | Chuck Pool |
| Office Phone | (713) 348-5775 |
| Cell Phone | (832) 244-6476 |
| Email | cpool@rice.edu |
| Associate SID/Secondary | Tim Andrzejewski |
| Office Phone | (713) 348-3929 |
| Cell Phone | (662) 312-7663 |
| Email | Tim.Andrzejewski@rice.edu |

MAIL

Overnight Shipping Address
6100 Main St., MS 548, Houston, Texas, 77005

PIERCE VS. LAMAR: David Pierce is 9-7 in his career against Lamar, including an 0-1 mark leading the Owls.

LAST TIME IN BEAUMONT: Jackson Blank and three relievers held Lamar to six hits and two runs, but that was just enough for the Cardinals to complete a season sweep of Rice with a 2-1 in the most recent meeting between the two at Vincent-Beck Stadium. Making only the second start of his career, Blank scattered four hits, but a two-out single in the second plated the only runs the Cardinals would need. After stranding seven through the first six, Rice finally broke through on the scoreboard in the seventh. Cole Green walked with one out and then came home on Trey Duffield's triple into the gap in right-center. Lamar loaded the bases in the bottom of the seventh off Jack Ben-Shoshan, but he struck out the next hitter before freshman Nolan Roycraft was called in and ended the threat with a strikeout and a ground out to second to keep the game at 2-1, but the Owls were retired in order in the eighth and ninth to end the game.

ARNETT RECOGNIZED BY AMERICAN: Jeremiah Arnett was named Honorable Mention American Conference for his stellar outing in his first start as an Owl. Arnett worked a career-long 6-1 innings against Purdue on 2/18 to close out the first homestand of the year and win for the second time in as many outings as an Owl. His outing was the longest by a Rice midweek starter since Roel Garcia worked 6.1 innings in a 7-3 win over TCU in 2018.

GPA MARK: David Pierce's Owls were one of seven programs at Rice to post the highest cumulative GPA on record at the end of the fall semester. The baseball team carried a combined cume grade point of 3.371 into the spring semester. Overall, the 383 student-athletes at Rice set a program mark with an overall GPA of 3.520

EARLY OFFENSE SETS THE STAGE: Colin Robson and JC Davis wasted little time in setting the tone for the first season opener under Bixby Family Head Baseball Coach David Pierce, stroking back-to-back home runs in the bottom of the first inning. Their solo shots were two of the four homers the Owls would hit in a 7-6 win over Northwestern, the Owls' first on Opening Day since 2018 and the first in a season-opener at home since 2013. Rice rallied for three in the bottom of the eighth to take the second game of the doubleheader on Opening Day, to open a season with back-to-back wins for the first time since 2012 and clinch an opening weekend series for the first time since 2019.

NEW FACES: After taking over the Owls prior to the start of conference play in 2025, David Pierce and staff reassembled the Rice roster over the summer, bringing in 22 new players, including four high school signees (Masa Chilcutt, LJ Layhew, Ethan Sanders, and Ty Thames) six transfer from the junior college ranks (JC Davis, Zachary Daigre, Carson Kuhn, Mason Ashlock, Anthony Diaz, Sullivan Bracken) and 11 from four-year programs (Jeremiah Arnett, Landis Davilla, Kutter-Gage Webb, Garett Boehm, Tanner Wiggins, Logan Voelz, D.C. Brown, Brayden Sharp, Jax Traeger, Zachary Fetchel, Ty Baker).

WHO'S BACK: Four of the five freshmen who became fixtures in the offensive lineup for the Owls in 2025 (Hiram Bocachica Jr., Cole Green, Colin Robson and Michael Zito) return for their second seasons on South Main. The first four-year players combined to hit .251 with 20 doubles and 15 home runs and drove

RICE @ VINCENT-BECK STADIUM (23-32)

| | |
|-----------|------------|
| 2/27/1973 | W 5-2 |
| 2/27/1973 | W 8-0 |
| 2/23/1974 | L 1-4 |
| 2/23/1974 | L 1-3 |
| 2/21/1976 | L 2-8 |
| 2/22/1977 | L 4-7 |
| 2/22/1977 | L 3-12 |
| 2/21/1978 | L 5-7 |
| 2/21/1978 | L 7-12 |
| 2/13/1979 | L 5-8 |
| 2/13/1979 | W 2-1 |
| 3/18/1980 | L 2-3 |
| 3/18/1980 | L 4-6 |
| 3/24/1981 | L 2-10 |
| 3/24/1981 | L 4-7 |
| 4/21/1982 | W 9-6 |
| 4/12/1983 | W 5-2 |
| 4/4/1984 | L 7-8 |
| 2/13/1985 | L 5-22 |
| 4/16/1985 | W 6-4 (10) |
| 2/13/1986 | L 5-6 |
| 4/15/1986 | W 14-6 |
| 2/10/1987 | L 1-9 |
| 2/17/1989 | L 0-2 |
| 2/18/1989 | W 4-3 |
| 2/18/1989 | L 11-15 |
| 4/3/1990 | W 3-2 |
| 4/3/1990 | W 12-7 |
| 4/2/1991 | W 7-2 |
| 4/7/1992 | L 1-3 |
| 2/17/1994 | W 5-4 |
| 2/12/1995 | L 5-6 |
| 4/25/1995 | W 4-2 |
| 2/10/1996 | L 3-6 |
| 4/23/1996 | W 1-0 |
| 3/26/1997 | L 1-6 |
| 3/10/1998 | L 8-13 |
| 3/10/1999 | L 1-5 |
| 4/5/2000 | W 6-4 |
| 4/17/2001 | L 6-10 |
| 2/20/2002 | W 7-0 |
| 4/22/2003 | L 5-9 |
| 3/1/2005 | W 10-0 |
| 4/11/2007 | W 13-4 |
| 4/8/2009 | W 10-9 |
| 3/30/2010 | W 7-2 |
| 3/22/2011 | W 7-2 |
| 3/27/2012 | W 17-2 |
| 4/9/2013 | W 9-8 |
| 4/15/2014 | L 1-10 |
| 3/31/2015 | W 4-3 |
| 3/7/2017 | L 4-10 |
| 3/7/2018 | W 6-2 |
| 3/28/2023 | W 9-3 |
| 5/1/2024 | W 8-6 |
| 3/25/2025 | L 1-2 |

NOTABLE

in 77 runs. Junior Landon West, who was second the team in average (.286), doubles (11) and RBI (30) while playing in a team-high 55 games (50 starts) is the most experienced Owl on offense while Paul Smith, who took over as the first baseman in the later half of the season and hit .340 over 53 at-bats down the stretch gives the Owls six of their returning starters from the end of the 2025 season. On the mound, the Owls return just 61 appearances and 12 starts from last year's staff.

COACHING CONNECTIONS : David Pierce brought in a pair of coaches with long ties to him as he assembled the staff for his first full season on South Main. Associate Head Coach and Recruiting Coordinator Clay Van Hook's father, Kyle, coached Pierce at the University of Houston and later won a College World Series with Texas in 2005. He previously coached at Rice from 2012-17. J.J. Altobelli's father, John, was Pierce's roommate at Houston and was a star infielder at Oregon when the Ducks first reinstated their baseball program. Altobelli works with the Owls' infielders and assists Van Hook in recruiting and working with the Owls' hitters. Pierce, Van Hook, Altobelli, and returning assistant coach Mikey Hoehner (Texas A&M) all played against Rice in their collegiate careers, and Van Hook was a member of the Owls' staff in 2013 that defeated Altobelli and Oregon to win the Eugene Regional in his senior year.

OWLS HONOR LEHMANN: Former Rice catcher Danny Lehmann, who is currently the bench coach for the Los Angeles Dodgers and been a pair of three World Series Champions, was the honored guest at the 2026 First Pitch Dinner at the end of January. Lehmann was named to the 2007 All-Regional team while helping guide the Owls back to the College World Series.

HICKSON EXTENDS STREAK: Righthanded pitcher Davion Hickson was selected by the Los Angeles Dodgers in the fifth round of the 2025 Major League Baseball's Draft. This marks the fourth consecutive year Rice has had at least one pitcher taken in the draft and the third consecutive year the Owls have had a pitcher selected in the top seven rounds, joining Justin Long (Atlanta, 7th round 2023) and Parker Smith (Houston, 4th round 2024). Hickson was a second-team, All-AAC selection in his first season as a starter in 2025 and led Rice in innings (73.0), strikeouts (90), ERA (3.82), Opps batting average (.220), and fewest home runs (5). He was fifth in the AAC in season batting average, sixth in strikeouts, and eighth in ERA. His 90 strikeouts were a career high and the most by an Owl since Matt Canterino fanned 121 in 2019, and his 11.1 strikeouts per nine innings ranked 49th nationally.

LINEAGE: Ty Thames and Ty Baker bring familiar names to the Owls' baseball roster. Thames cousin Damon Thames was a two-time All-American at Rice and was named the 1998 ABCA National Player of the Year after hitting .426 with 26 home runs at Rice. He was inducted into the Rice Athletics Hall of Fame in 2009. Baker's father, Jake, was a three-year starter at Rice (1997-99) and his career .347 average ranks 10th in school history. One uncle (Lance Berkman) was the NCBWA National Player of the year in 1997 after hitting .431 with 41 homers and 134 RBI, was drafted in the first round by the Houston Astros and went on to hit .293 with 366 home runs in 1879 games... His 366 home runs as a switch-hitter rank sixth in MLB history. Another uncle (Josh Baker) was 8-0 with a 3.27 ERA for Rice's 2023 CWS championship team and played three seasons in the Brewers system... Grandfather Johnny Baker played football at Mississippi State, then five years in the AFL, including four with the Houston Oilers- the last three while they played at Rice Stadium. His interception of Joe Namath at Rice Stadium in 1966 was one of two in his AFL career

THE OPPOSITION (as of 3/1)

| OPPONENT | W | L | T | RPI |
|--------------------|------------|------------|---|-----|
| AAbilene Christian | 6 | 5 | | 202 |
| Charlotte | 7 | 3 | | 27 |
| ECU | 6 | 5 | 1 | 115 |
| Florida Atlantic | 6 | 5 | | 124 |
| Grand Canyon | 5 | 7 | | 134 |
| Harvard | 0 | 6 | | 292 |
| HCU | 6 | 6 | | 196 |
| Houston | 7 | 4 | | 130 |
| Lamar | 8 | 4 | | 132 |
| Louisiana | 9 | 3 | | 14 |
| Memphis | 3 | 8 | | 228 |
| Northwestern | 5 | 5 | | 106 |
| Purdue | 8 | 3 | | 123 |
| Saint Mary's | 7 | 4 | | 172 |
| Sam Houston | 4 | 7 | | 182 |
| Texas A&M CC | 8 | 4 | | 180 |
| Tulane | 8 | 4 | | 183 |
| UAB | 7 | 5 | | 10 |
| USC | 11 | 0 | | 12 |
| USF | 9 | 3 | | 62 |
| UTRGV | 3 | 8 | | 104 |
| UTSA | 10 | 1 | | 5 |
| Wichita State | 9 | 3 | | 71 |
| TOTAL | 152 | 103 | | |

2026 HONORS

- JC Davis American Honor Roll (2/16)
- Jeremiah Arnett American Honor Roll (2/23)

LONGBALL TOP 10

| | | | | |
|-----|--------------|-----|--------------|---------|
| 1. | Paul Smith | 427 | Harvard | 2/28 |
| 2. | Paul Smith | 404 | Harvard | 2/27 |
| 3. | JC Davis | 399 | Northwestern | 2/15 |
| 4. | JC Davis | 396 | HCU | 2/24 |
| 5. | Garet Boehm | 389 | Harvard | 2/28 |
| 6. | Colin Robson | 383 | Northwestern | 2/13 #1 |
| 7. | JC Davis | 382 | Northwestern | 2/15 |
| 8. | Colin Robson | 380 | Purdue | 2/18 |
| 9. | Colin Robson | 380 | Harvard | 2/271 |
| 10. | Paul Smith | 378 | Northwestern | 2/13 #1 |

NEXT LEVEL

MLB CAMP

- Trei Cruz Tigers
- Tristan Gray Twins
- Dane Myers Reds

MiLB

- Matt Canterino* Twins
- Roel Garcia Rays
- Davion Hickson Dodgers
- Justin Long Braves
- Garrett Stratton Mets

*Injured list

RECKLING PARK

THE HOUSE THAT WAYNE GRAHAM BUILT

Reckling Park Milestones

Firsts

Game Feb. 8, 2000 (Houston 6, Rice 20)
 First Win: Rice 8, Arkansas State 2 (2/11/00)
 Opening Day Crowd: 4,117 (sellout)
 First Run: J.P. Woodward (Houston).
 Rice: John Lukin
 First Hit: Brandon Caraway (Houston).
 Rice: Bobby Bryan
 First RBI: Shane Nance (Houston).
 Rice: Matt Fox
 First Batter: Caraway.
 Rice: Brett Smith
 First Putout: Smith
 First Assist: Sam Scott
 Rice First Double: Nance.
 Rice: Jesse Roman
 First Triple: John Kaye, Rice
 First Home Run: Jarrod Bitter, (Houston)
 Rice: Eric Arnold (2/12/00 vs. Nebraska)
 First Double Play: Sam Scott (3b)-Brett Smith (2b)-Derek Michaelis (1b), Rice
 First Complete Game: Mark Gwynn, 2-1 vs. Nebraska 2/12/00 (9 IP, 2 H, 10 Ks)
 First Shutout: Kenny Baugh, 8-0 vs. Fresno St. 2/27/00 (9 IP, 6 H, 0 BB, 3 Ks)

RECORDS

Individual

Most Hits: 5 many, most recently by Bradley Gneiting vs. Prairie View A&M (2/27/19)
 Most RBI: 9, Trei Cruz vs. Rhode Island (2/17/19),
 Most HRs 2, by many
 Most HRs in an inning: 2 Eric Arnold vs. TCU 4/1/00
 Most Total Bases: 14 Cruz vs. Rhode Island (2/17/19)
 Most Strikeouts: 17 Philip Humber vs. Hawaii (3/20/04)
 Most Innings: 9.1, Kevin McCanna vs. ODU (3/8/14)

Team

Most runs (game): 26 vs. California (3/13/10)
 Most runs (inning): 13 vs. Prairie View (2/27/19)
 Most hits: 25 vs. Prairie View (2/27/19)
 Most home runs: 7 vs. Nevada (3/26/05)

All-time record (Regular season) 503-239-1 (.697)
 (Postseason) 47-15 (.758)

Largest Crowd (Regular season) 6,193 vs Texas (3/17/09)
 (Postseason) 5,368 vs. Texas A&M (6/7&8, 2008)

Milestones

100th win: 4-1 vs. Nebraska, March 18, 2003
 250th win: 12-4 vs. Memphis, March 29, 2009
 500th win: 9-3 vs. UTSA, April 27, 2024

Postseason Hosting

Conference USA Championship: (2006, 2013, 2023)
 NCAA Regional: (2001, 2002, 2003, 2004, 2006, 2007, 2008, 2009, 2011, 2012, 2014)
 NCAA Super Regional: (2002, 2003, 2006, 2007, 2008)



Reckling Park turns 26 in the 2026 as with a familiar face once again in the home dugout with the return of David Pierce to lead the Owls.

Much like the home of the Houston Astros which also opened in 2000, the Owls' home field has undergone several significant modifications and upgrades to maintain its status as one of the game's top venues for fans.

Before the 2025 season, the Owls' offices and clubhouse were renovated, and in 2024, a state-of-the-art CLIR2 Series High Performance LED Sports Lighting System from GEOSport Lighting made its debut to heighten the excitement after home runs and victories.

The switch from natural grass to the RS3 Turf's Act Global TM NR34 surface in 2023 was the latest initiative to provide the next generation of Rice student-athletes with cutting-edge tools to hone their skills. The new playing surface was made possible by a lead gift from former Owl and World Series champion Anthony Rendon and his wife Amanda through their foundation Husky Owl, along with support from Rice alumni JC and Jen Kneale, the RBI Club, and Rice University.

A new, state-of-the-art pitching laboratory, dubbed the "Pig Pen" because of the lead philanthropy of Jeremy and Melinda Thigpen, made its debut in 2022. Located in the former indoor batting cage area under the left-field stands, the facility provides Rice pitchers with detailed mechanical analysis through high-speed cameras and specialized software to maximize their performance. TrackMan technology was installed at Reckling Park in 2021 to allow the team to compile detailed data on all aspects of player's performance in all areas of the game.

The Owls' locker room received a substantial makeover that same year, including adding a new team nutrition room. Large color murals highlighting the program's elite history were added adjacent to the coaches' offices, bringing the facility's inner hallways to life.

In the ongoing commitment to player development, the Bixby Batting Barn was expanded and remodeled in 2018 and was further enhanced in 2021 by installing evaluation technologies similar to those in the pitching lab. The Roost hospitality area along the right-field line opened to rave reviews from fans in 2018.

In 2016, the sports medicine area underwent a full renovation. The training room features hot and cold whirlpools, doctor's examination rooms, and offices, all to ensure the student-athletes undergo any treatments in the very best environment.

On game day, the Owls and their guests use some of the largest dugouts in the country. Umpires also have use of a large, functional locker room. That umpire facility was dedicated to the memory of Earl "Lefty" Graham, a longtime umpire in the Houston area and the father of the former Rice head coach.

Located on the southwest corner of the campus nestled between Tudor Fieldhouse and University Drive, Reckling Park was built on the site of Cameron Field, Rice's baseball home from 1978 through 1999.

The park has previously hosted 11 NCAA Regionals, five Super Regionals and three Conference USA Championships. The two millionth fan passed through the gates at Reckling during the 2022 season and the all-time attendance stands at 2,227,240 heading into 2026

Reckling Park Year-by-Year

| Year | Regular Season | Postseason |
|--------------|------------------|--------------|
| 2000 | 30-10 | |
| 2001 | 25-8 | 4-1 |
| 2002 | 25-5 | 5-1 |
| 2003 | 30-3 | 5-1 |
| 2004 | 28-4 | 3-2 |
| 2005 | 26-6 | |
| 2006 | 24-5 | 9-1 |
| 2007 | 28-3 | 5-0 |
| 2008 | 23-5 | 5-0 |
| 2009 | 20-7 | 4-1 |
| 2010 | 21-6 | |
| 2011 | 22-10 | 1-2 |
| 2012 | 23-8 | 1-2 |
| 2013 | 20-8 | 4-0 |
| 2014 | 20-7 | |
| 2015 | 21-8 | |
| 2016 | 21-9 | |
| 2017 | 14-16 | |
| 2018 | 15-13-1 | |
| 2019 | 15-16 | |
| 2020 | 2-7 | |
| 2021 | 14-15 | |
| 2022 | 9-25 | |
| 2023 | 13-17 | 0-2 |
| 2024 | 14-18 | |
| 2025 | 11-18 | |
| 2026 | 6-3 | |
| Total | 519-260-1 | 47-15 |

Attendance

| Year | Games | Total | Avg. |
|---------------|------------|------------------|--------------|
| 2000 | 40 | 70,188 | 1,754 |
| 2001 | 33 | 99,574 | 3,017 |
| 2002 | 29 | 92,069 | 3,175 |
| 2003 | 32 | 119,479 | 3,734 |
| 2004 | 36 | 116,269 | 3,225 |
| 2005 | 32 | 96,390 | 3,012 |
| 2006 | 40 | 131,467 | 3,286 |
| 2007 | 34 | 98,932 | 2,909 |
| 2008 | 32 | 104,370 | 3,162 |
| 2009 | 30 | 100,036 | 3,334 |
| 2010 | 28 | 98,365 | 3,523 |
| 2011 | 33 | 116,677 | 3,535 |
| 2012 | 33 | 114,031 | 3,455 |
| 2013 | 30 | 97,582 | 3,252 |
| 2014 | 29 | 77,404 | 2,669 |
| 2015 | 29 | 84,187 | 2,903 |
| 2016 | 30 | 83,073 | 2,769 |
| 2017 | 30 | 73,351 | 2,445 |
| 2018 | 29 | 72,895 | 2,513 |
| 2019 | 31 | 77,431 | 2,497 |
| 2020 | 9 | 24,604 | 2,733 |
| 2021 | 33 | 31,017 | 1,069 |
| 2022 | 33 | 71,014 | 2,151 |
| 2023 | 31 | 65,895 | 2,125 |
| 2024 | 32 | 77,900 | 2,434 |
| 2025 | 29 | 54,012 | 1,862 |
| Totals | 807 | 2,227,240 | 2,780 |

Top Rice Crowds

| | | |
|-----|--------|------------------------------|
| 1. | 6,193 | Texas (March 17, 2009) |
| 2. | 5,478 | Texas A&M (April 5, 2016) |
| 3. | 5,469 | Texas (March 16, 2010) |
| 4. | 5,368* | Texas A&M (June 7, 2008) |
| 5. | 5,368* | Texas A&M (June 8, 2008) |
| 6. | 5,320 | Texas State (May 17, 2011) |
| 7. | 5,250 | Texas Southern (May 2, 2012) |
| 8. | 5,234 | Texas A&M (June 9, 2007) |
| 9. | 5,227 | Texas (April 20, 2005) |
| 10. | 5,199# | Texas (May 31, 2014) |

2026 RICE GUYS

PITCHERS

| # | NAME | POS | B/T | HT | WT | YR | HOMETOWN | HIGH SCHOOL/PREV. | PRONOUNCE |
|----|------------------|-----|-----|-----|-----|-------|--------------------------|--|-------------|
| 11 | Austin Eppley | RHP | L-R | 6-1 | 207 | Sr. | Jacksonville, FL | Episcopal /College of Central Florida | |
| 15 | Carson Kuhn | LHP | L-L | 6-0 | 185 | Jr. | Scottsdale, AZ | Pinnacle/Glendale CC | Coon |
| 17 | Ethan Sanders | RHP | R-R | 6-1 | 200 | Fr. | Cedar Park, TX | Vista Ridge | |
| 23 | Tanner Wiggins | RHP | R-R | 6-2 | 189 | R-So. | North Richland Hills, TX | Temple Christian/Tennessee | |
| 25 | Ryland Urbanczyk | RHP | R-R | 6-1 | 220 | R-So. | College Station, TX | College Station | Er-ban-sick |
| 26 | Ethan Atchley | RHP | R-R | 6-0 | 180 | So. | Heath, TX | Rockwall-Heath | |
| 29 | Logan Voelz | RHP | R-R | 6-1 | 203 | So. | Wesley Chapel, FL | Wiregrass Ranch/FIU | |
| 30 | D.C. Brown | LHP | L-L | 6-3 | 220 | So. | Plymouth, MA | North/WPI | |
| 31 | Marco Fuentes | RHP | L-R | 6-2 | 185 | R-So. | Miami, FL | Belen Jesuit | |
| 32 | Ty Thames | RHP | R-R | 6-3 | 214 | Fr. | Wimberley, TX | Wimberley | |
| 33 | Nolan Roycraft | LHP | L-L | 6-4 | 226 | So. | The Woodlands, TX | The Woodlands | |
| 34 | Anthony Diaz | LHP | R-L | 6-2 | 205 | Jr. | Katy, TX | Paetow /San Jacinto | |
| 35 | Brayden Sharp | LHP | L-L | 6-2 | 171 | R-So. | The Woodlands, TX | The Woodlands/Tennessee | |
| 36 | Sullivan Brackin | RHP | R-R | 6-5 | 220 | R-Jr. | Jacksonville, FL | Boles School/College of Charleston/San Jacinto | |
| 38 | Jax Traeger | RHP | R-R | 6-1 | 215 | Gr. | Spring, TX | Concordia Lutheran/TCU | |
| 41 | Jeremiah Arnett | RHP | R-R | 6-4 | 215 | Jr. | Waco, TX | Midway/Wichita State | |
| 46 | Preston Sullivan | RHP | R-R | 6-1 | 205 | Fr. | Houston, TX | Episcopal/Houston | |
| 47 | Zachary Fitchel | RHP | R-R | 6-3 | 173 | Jr. | Austin, TX | Vista Ridge/Texas Tech | |
| 50 | Trey Dooley | RHP | R-R | 6-1 | 200 | R-Fr. | Camden, TN | Camden Central | |
| 53 | Robert Fernandez | RHP | R-R | 6-0 | 214 | R-Sr. | Miami, FL | Belen Jesuit Prep/ Miami Dade | |
| 54 | Ty Baker | RHP | R-R | 6-4 | 230 | R-So. | Houston, TX | Second Baptist/TexasA&M | |
| 55 | Jackson Blank | RHP | R-R | 6-2 | 208 | Jr. | Magnolia, TX | West | |

NUMERICAL ROSTER

| # | NAME | POS | HT | WT | YR |
|----|---------------------|--------|------|-----|-------|
| 1 | Masa Chilcutt | C/UT | 5-7 | 170 | Fr. |
| 2 | Cole Green | INF | 6-0 | 175 | So. |
| 3 | JC Davis | INF | 5-10 | 175 | Jr. |
| 4 | Zac Daigre | OF | 5-9 | 155 | Jr. |
| 5 | Landis Davila | OF | 6-3 | 200 | So. |
| 6 | LJ Layhew | C | 5-8 | 205 | Fr. |
| 7 | Michael Zito | INF | 6-1 | 192 | So. |
| 8 | Kutter Gage Webb | INF | 5-11 | 180 | R-Fr. |
| 9 | Trey Duffield | OF | 6-3 | 229 | Sr. |
| 10 | Colin Robson | OF | 6-2 | 195 | R-So. |
| 11 | Austin Eppley | RHP | 6-1 | 207 | Sr. |
| 12 | Lorenzo Rios | C | 6-2 | 205 | Sr. |
| 13 | Tobias Motley | OF | 6-2 | 201 | Jr. |
| 15 | Carson Kuhn | LHP | 6-0 | 185 | Jr. |
| 16 | Paul Smith | 1B/C | 5-11 | 218 | Sr. |
| 17 | Ethan Sanders | RHP | 6-1 | 200 | Fr. |
| 18 | Aric Anderson | C | 6-0 | 205 | Sr. |
| 21 | Garet Boehm | INF | 6-3 | 215 | Jr. |
| 23 | Tanner Wiggins | RHP | 6-2 | 189 | R-So. |
| 24 | Jacob Devenny | OF | 5-11 | 200 | Sr. |
| 25 | Ryland Urbanczyk | RHP | 6-1 | 220 | R-So. |
| 26 | Ethan Atchley | RHP | 6-0 | 180 | So. |
| 27 | Mason Ashlock | OF | 6-2 | 215 | So. |
| 28 | Landon West | C | 6-3 | 213 | Jr. |
| 29 | Logan Voelz | RHP | 6-1 | 203 | So. |
| 30 | D.C. Brown | LHP | 6-3 | 220 | So. |
| 31 | Marco Fuentes | RHP | 6-2 | 185 | R-Jr. |
| 32 | Ty Thames | RHP | 6-3 | 214 | Fr. |
| 33 | Nolan Roycraft | LHP | 6-4 | 226 | So. |
| 34 | Anthony Diaz | LHP | 6-2 | 205 | Jr. |
| 35 | Brayden Sharp | LHP/OF | 6-2 | 171 | R-So. |
| 36 | Sullivan Brackin | RHP | 6-5 | 220 | R-Jr. |
| 38 | Jax Traeger | RHP | 6-1 | 215 | Gr. |
| 41 | Jeremiah Arnett | RHP | 6-4 | 215 | Jr. |
| 44 | Hiram Bocachica Jr. | INF | 5-7 | 155 | So |
| 46 | Preston Sullivan | RHP | 6-1 | 205 | Fr |
| 47 | Zachary Fitchel | RHP | 6-3 | 173 | Jr. |
| 50 | Trey Dooley | RHP | 6-1 | 200 | R-Fr. |
| 53 | Robert Fernandez | RHP | 6-0 | 214 | R-Sr. |
| 54 | Ty Baker | RHP | 6-4 | 230 | R-So. |
| 55 | Jackson Blank | RHP | 6-2 | 208 | Jr. |

CATCHERS

| # | NAME | POS | B/T | HT | WT | YR | HOMETOWN | HIGH SCHOOL/PREV. | PRONOUNCE |
|----|---------------|------|-----|-----|-----|-----|-----------------|--------------------------------|------------------|
| 1 | Masa Chilcutt | C/UT | R-R | 5-7 | 170 | Fr. | San Antonio | Johnson | Mah-sa Chill-cut |
| 6 | LJ Layhew | C | S-R | 5-8 | 205 | Fr. | Houston, TX | Kinkaid | |
| 12 | Lorenzo Rios | C | R/R | 6-2 | 205 | Sr | Yorkville, Ill. | Yorkville/Northwestern | |
| 18 | Aric Anderson | C | L-R | 6-0 | 205 | Sr. | Las Vegas, NV | Palo Verde/Chandler-Gilbert CC | Eric |
| 28 | Landon West | C | R/R | 6-3 | 213 | So. | Katy, Texas | Tompkins | |

INFIELDERS

| # | NAME | POS | B/T | HT | WT | YR | HOMETOWN | HIGH SCHOOL/PREV. | PRONOUNCE |
|----|------------------|------|-----|------|-----|-------|----------------------|------------------------------|------------------------|
| 2 | Cole Green | INF | R-R | 6-0 | 175 | So. | Indian Trail, NC | Sun Valley | |
| 3 | JC Davis | INF | R-R | 5-10 | 175 | Jr. | Argyle, TX | Argyle/ Weatherford College | |
| 7 | Michael Zito | INF | R/R | 6-1 | 192 | So. | Milton, Ga. | Blessed Trinity Catholic | Zee-toe |
| 8 | Kutter-Gage Webb | INF | L-R | 5-11 | 180 | R-Fr. | San Marcos, TX | San Marcos/Texas State | |
| 16 | Paul Smith | 1B/C | R-R | 5-11 | 218 | Sr. | Houston, TX | Episcopal | |
| 21 | Garet Boehm | INF | R-R | 6-3 | 215 | Jr. | Taylor, TX | Hutto/Texas Tech | Bame |
| 44 | Hiram Bocachica | INF | R/R | 5-7 | 155 | So. | Bayamon, Puerto Rico | Puerto Rico Baseball Academy | He-RDM Bow-ka-cheek-an |


























OUTFIELDERS

| # | NAME | POS | B/T | HT | WT | YR | HOMETOWN | HIGH SCHOOL/PREV. | PRONOUNCE |
|----|---------------|-----|-----|------|-----|-------|----------------------|---------------------------------------|-------------|
| 4 | Zacary Daigre | OF | L-R | 5-9 | 155 | Jr. | Montgomery, TX | Concordia Lutheran/Galveston College | Day g |
| 5 | Landis Davila | OF | L-R | 6-3 | 200 | So. | Farragut, TN | Farragut/Mississippi State | DAH-vih-la |
| 9 | Trey Duffield | OF | R-R | 6-3 | 229 | Sr. | Houston, TX | Strake Jesuit | |
| 10 | Colin Robson | OF | L-R | 6-2 | 195 | R-So. | Southlake, TX | Southlake Carroll/Duke | |
| 13 | Tobias Motley | INF | R/R | 6-2 | 201 | JR. | Houston, TX | Cy Ranch | |
| 24 | Jacob Devenny | OF | L/R | 5-11 | 200 | Sr. | Prosper, TX | Prosper | Deh-Yeh-nee |
| 27 | Mason Ashlock | OF | R-R | 6-2 | 215 | So. | Dripping Springs, TX | Dripping Springs/ Weatherford College | |

COLLEGES

| BAKER | LOVETT | | |
|----------------|---------------------|-----------------------|------------------|
| 11 | Austin Eppley | 13 | Tobias Motley |
| 31 | Marco Fuentes | 53 | Robert Fernandez |
| 54 | Ty Baker | MARTEL | |
| BROWN | | 6 | LJ Layhew |
| 3 | J.C. Davis | 17 | Ethan Sanders |
| 21 | Garet Boehm | 41 | Jeremiah Arnett |
| 28 | Landon West | McMURTRY | |
| 30 | D.C. Brown | 1 | Masa Chilcutt |
| 55 | Jackson Blank | 34 | Sullivan Brackin |
| DUNCAN | | SID RICHARDSON | |
| 4 | Zachary Daigre | 15 | Carson Kuhn |
| 16 | Paul Smith | 26 | Ethan Atchley |
| 27 | Mason Ashlock | 47 | Zachary Fitchel |
| 35 | Brayden Sharp | 50 | Trey Dooley |
| 44 | Hiram Bocachica Jr. | WIESS | |
| HANSZEN | | 5 | Landis Davila |
| 10 | Colin Robson | 9 | Trey Duffield |
| 12 | Lorenzo Rios | 24 | Jacob Devenny |
| 25 | Ryland Urbanczyk | 29 | Logan Voelz |
| JONES | | WILL RICE | |
| 7 | Michael Zito | 2 | Cole Green |
| 8 | Kutter-Gage Webb | 23 | Tanner Wiggins |
| 18 | Aric Anderson | 32 | Ty Thames |
| 33 | Nolan Roycraft | GSA | |
| 34 | Anthony Diaz | 38 | Jax Traeger |

TV ROSTER

| | | | | | | | |
|--|--|--|---|--|---|---|--|
|  <p>1 MASA CHILCUTT UT FR R/R 5'7 170 San Antonio, TX</p> |  <p>2 COLE GREEN INF SO R/R 6'0 175 Indian Trail, NC</p> |  <p>3 JC DAVIS INF JR R/R 5-10 175 Argyle, TX</p> |  <p>4 ZACHARY DAIGRE OF JR L/R 5-9 155 Montgomery, TX</p> |  <p>6 LJ LAYHEW UT FR S/R 5-8 205 Houston, TX</p> |  <p>7 MICHAEL ZITO INF SO R/R 6'1 192 Milton, GA</p> |  <p>8 KUTTER-GAGE WEBB INF R-FR R/R 5-11 180 San Marcos, TX</p> |  <p>9 TREY DUFFIELD OF SR R/R 6'3 229 Houston, TX</p> |
|  <p>10 COLIN ROBSON OF R-SO L/R 6-2 195 Southlake, TX</p> |  <p>12 AUSTIN EPPLEY UTL/RHP SR L/R 6'1 207 Jacksonville, FL</p> |  <p>12 LORENZO RIOS C SR R/R 6'2 205 Yorkville, IL</p> |  <p>13 TOBIAS MOTLEY OF JR R/R 6'2 201 Houston, TX</p> |  <p>15 CARSON KUHN LHP JR L/L 6-0 185 Scottsdale, AZ</p> |  <p>16 PAUL SMITH 1B/C SR S/R 5-11 218 Houston, TX</p> |  <p>17 ETHAN SANDERS RHP FR R/R 6-1 200 Cedar Park, TX</p> |  <p>18 ARIC ANDERSON C SR L/R 6'0 205 Las Vegas, NV</p> |
|  <p>21 GARET BOEHM INF JR R/R 6-3 215 Taylor, TX</p> |  <p>23 TANNER WIGGINS RHP R-SO R/R 6'2 189 North Richland Hills, TX</p> |  <p>24 JACOB DEVENNY OF SR L/R 5'11 200 Prosper, TX</p> |  <p>25 RYLAND URBANCZYK RHP R-JR R/R 6-1 220 College Station, TX</p> |  <p>26 ETHAN ATCHLEY RHP SO R/R 6-0 180 Heath, TX</p> |  <p>27 MASON ASHLOCK OF SO R/R 6-2 215 Dripping Springs, TX</p> |  <p>28 LANDON WEST C JR R/R 6-3 213 Katy, TX</p> |  <p>29 LOGAN VOELZ RHP SO R/R 6-1 204 Wesley Chapel, FL</p> |
|  <p>30 D.C. BROWN LHP SO L/L 6-3 220 Plymouth, MA</p> |  <p>31 MARCO FUENTES RHP R-SO R/R 6-2 210 Miami, FL</p> |  <p>32 TY THAMES RHP FR R/R 6-3 214 Wimberley, TX</p> |  <p>33 NOLAN ROYCRAFT LHP SO L/L 6-5 226 The Woodlands, TX</p> |  <p>34 ANTHONY DIAZ LHP JR L/L 6-2 205 Katy, TX</p> |  <p>35 BRAYDEN SHARP LHP/OF R-SO L/L 6-2 171 The Woodlands, TX</p> |  <p>38 JAX TRAEGER RHP GR R/R 6-1 215 Spring, TX</p> |  <p>41 JEREMIAH ARNETT RHP JR R/R 6-4 215 Waco, TX</p> |
|  <p>44 HIRAM BOCACICA JR. INF SO R/R 5-7 165 Bayamón, PR</p> |  <p>46 PRESTON SULLIVAN RHP FR R/R 6-1 205 Houston, TX</p> |  <p>47 ZACHARY FETCHEL RHP JR R/R 6-3 173 Austin, TX</p> |  <p>50 TREY DOOLEY RHP R-FR R/R 6-1 200 Camden, TN</p> |  <p>53 ROBERT FERNANDEZ RHP GR R/R 6'0 214 Miami, FL</p> |  <p>54 TY BAKER RHP R-SO R/R 6-4 230 Houston, TX</p> |  <p>55 JACKSON BLANK RHP JR R/R 6'2 208 Magnolia, TX</p> | |

TONIGHT'S STARTER



RIGHTHANDED PITCHER

JEREMIAH ARNETT

41

CLASS **JUNIOR** HOMETOWN **WACO, TX** HIGH SCHOOL **MIDWAY** HIGH SCHOOL **WICHITA STATE**

Making his 10th career start and third as an Owl.

- 1-1 with a 5.40 ERA in nine career starts (28.1 IP, 33, 20, 17, 6, 16)
- 1-0 with a 4.80 ERA in a pair of midweek starts as an Owl (9.1, 11, 7, 5, 15)
- Worked a career-best 6.1 innings on the way to his first career win as a starter, 5-2 over Purdue on 2/17.

- Outing was the longest in a midweek start by an Owl since Roel Garcia worked 6.1 innings in a 7-3 win over TCU on 3/12/18.
- American Conference Honorable Mention honoree for his effort against the Boilermakers.
- Matched his career high with four strikeouts.
- Picked up his first collegiate win in his debut with the Owls, working two innings vs. Northwestern in the second game of the season-opening doubleheader (2.0, 2.0, 0, 2, 1).
- Has decisions in his last three appearances at Reckling Park, having been charged with the loss vs. the Owls with Wichita State last season and then earning wins both in relief and with a start to open this season.
- Gave up a walk-off home run to Treyton Rank in the bottom of the 13th on May 9, 2025 to take the loss last year.

2025 (SOPHOMORE):

- Finished 0-3 with a save and a 6.35 ERA in 23 games (six starts) as a sophomore.
- Posted a 3.00 ERA over his first four games, highlighted by a career-best 4.2 innings in a start at Hawai'i on 2/20 (4.2, 5, 2, 1, 1, 2).
- Closed strongly, with a 2.35 ERA over his last six games (4 ER in 15.1 IP), including 4.0 shutout innings against Charlotte at the American Conference Championship in his final appearance of the year.
- Has not allowed a run in two career postseason appearances at the conference tournament (5.1 innings).
- Fanned a career-high four vs. Chaminade on 2/24 and matched that effort vs. Missouri State and South Florida. innings at Sam Houston on 4/1, but was not involved in the decision.

GAME-BY-GAME (2025)

| DATE | OPPONENT | GS | IP | H | R | ER | BB | SO | 2B | 3B | HR | WP | BK | HBP | IBB | SCORE | W | L | SV | ERA | NP |
|----------|--------------|----|-----|---|---|----|----|----|----|----|----|----|----|-----|-----|-------|---|---|----|------|----|
| 2/13 (2) | Northwestern | | 2.0 | 2 | 0 | 0 | 2 | 1 | 0 | 0 | 0 | 0 | 0 | 0 | 0 | 3-2 | 1 | 0 | 0 | 0.00 | 36 |
| 2/17 | Purdue | 1 | 6.1 | 4 | 2 | 1 | 0 | 4 | 0 | 0 | 0 | 0 | 0 | 3 | 0 | 5-2 | 1 | 0 | 0 | 1.08 | 87 |
| 2/24 | HCU | 1 | 3.0 | 7 | 5 | 4 | 1 | 1 | 1 | 0 | 1 | 0 | 0 | 0 | 0 | 8-11 | 0 | 1 | 0 | 3.97 | 67 |

CAREER OVERVIEW

| YEAR | ERA | W | L | APP | GS | CG | SHO | SV | IP | H | R | ER | BB | SO | 2B | 3B | HR | BF | B/AVG | WP | HBP | BK | SFA | SHA |
|-------|------|---|---|-----|----|----|-----|----|------|----|----|----|----|----|----|----|----|-----|-------|----|-----|----|-----|-----|
| 2024 | 4.91 | 0 | 1 | 11 | 1 | 0 | 0 | 1 | 14.2 | 14 | 8 | 8 | 12 | 8 | 5 | 0 | 2 | 70 | .255 | 2 | 3 | 0 | 0 | 0 |
| 2025 | 6.35 | 0 | 3 | 23 | 6 | 0 | 0 | 1 | 51.0 | 54 | 39 | 36 | 15 | 36 | 15 | 3 | 5 | 229 | .270 | 3 | 5 | 0 | 3 | 6 |
| 2026 | 3.97 | 2 | 0 | 3 | 2 | 0 | 0 | 0 | 11.1 | 13 | 7 | 5 | 3 | 6 | 1 | 0 | 1 | 53 | .283 | 0 | 3 | 0 | 0 | 1 |
| TOTAL | 5.75 | 2 | 4 | 37 | 9 | 0 | 0 | 2 | 77.0 | 81 | 54 | 49 | 30 | 50 | 21 | 4 | 8 | 352 | .270 | 5 | 11 | 0 | 3 | 71 |

SINGLE GAME SEASON / CAREER HIGHS

Innings Pitched: 6.1 vs. Purdue 2/17 / 6.1 vs. Purdue 2/17
 Hits Allowed: 5 vs. HCU 2/24 / 7 vs. UTSA (4/12/85)
 Runs Allowed: 4 vs. HCU 2/24 / 6 2X last vs. UTSA (4/12/85)
 Walks Allowed: 2 vs. NW 2/13 (2) / 2 7x last vs. NW 2/13 (2)
 Strikeouts: 4 vs. Purdue 2/17 / 4, 3X last South Florida (4/24/25)
 Pitches: 87 vs. Purdue 2/17 / 87 vs. Purdue 2/17

DAVID PIERCE



David Pierce was named the new Bixby Family Head Baseball Coach at Rice on March 17, 2025, returning to South Main where he served as an assistant under Wayne Graham from 2003-11.


Pierce guided the Owls to a return to the American Conference Tournament after taking over a month into the 2025 season, and then went to work retooling the Owls for 2026, adding 22 new names to the roster in addition to assembling a coaching staff that added Clay Van Hook, J.J. Altobelli, and Conrad Ramquist while retaining Mikey Hoehner, Justin Aspegren, and Lance Berkman.

Pierce's nine seasons at Rice saw the Owls win a conference title and qualify for the NCAA tournament each year, earn five national seeds, and advance to five Super Regionals and four College World Series, winning the title in 2003. As a head coach since 2012, he took Sam Houston, Tulane, and Texas to 11 Regionals, four Super Regionals, and three College World Series and has compiled a .633 winning percentage (507-294) in 14 seasons as a head coach.

He reached 500 wins when Rice defeated Memphis 10-5 on 4/18, and his 507 wins since 2012 rank third among active coaches in Texas heading into the 2026 season (Jim Schlossnagle, 567 combined at TCU and Texas A&M, and Dan Heefner, 548 at Dallas Baptist). He was Baseball America's Coach of the Year in 2018 while at Texas and is a four-time conference coach of year winner and a two-time ABCA Central Region Coach of the Year.

Pierce was 297-162 in eight seasons coaching at Texas from 2017-24, leading the Longhorns to six NCAA berths, four Super Regionals, and three trips to the College World Series. He also led Texas to its first Big XII Conference title since 2011 in 2018 then added a second in 2022. In 2022 he produced Texas's first winner of the Golden Spikes Award (Ivan Melendez).

Pierce went to Texas from Tulane, where he spent two seasons as head coach following a three-year stint at Sam Houston State in the same role. In 2015, he led the school into its first season in the American Athletic Conference. Tulane posted a school-record nine shutouts, which ranked fourth in the nation, en route to a 35-25 record and the program's first regional appearance since 2008.



The Green Wave went 41-21 in 2016 and captured a regular season AAC championship and a second-consecutive regional appearance. The 41 wins were the most for the program since 2006.

In three seasons as head coach at Sam Houston State, Pierce compiled a record of 121-63 (.658). During his tenure, the Bearkats made three straight NCAA Regional appearances for just the second time in program history.

Sam Houston State was crowned Southland Conference champions in each of his three seasons (the program's only previous league title came in 1989), and Pierce was named the conference coach of the year in both 2012 and 2013.

Pierce first coached at Rice as an assistant under David Hall in 1991, the year before Wayne Graham was named head coach, and then returned to South Main to coach under Graham in 2003. He served as hitting coach from 2003-05 before taking over as pitching coach from 2006-11.

THE PIERCE FILE

HEAD COACHING RECORD

| YEAR | SCHOOL | RECORD | POSTSEASON |
|------|-------------------|--------|---------------------------|
| 2012 | Sam Houston State | 40-22 | NCAA Regional |
| 2013 | Sam Houston State | 38-22 | NCAA Regional |
| 2014 | Sam Houston State | 43-19 | NCAA Regional |
| 2015 | Tulane | 35-25 | NCAA Regional |
| 2016 | Tulane | 41-21 | NCAA Regional |
| 2017 | Texas | 39-24 | NCAA Regional |
| 2018 | Texas | 42-23 | NCAA College World Series |
| 2019 | Texas | 27-27 | - |
| 2020 | Texas | 14-3 | - |
| 2021 | Texas | 50-17 | NCAA College World Series |
| 2022 | Texas | 47-22 | NCAA College World Series |
| 2023 | Texas | 42-22 | NCAA Super Regional |
| 2024 | Texas | 36-24 | NCAA Regional |
| 2025 | RICE | 13-22 | |
| 2026 | RICE | 6-6 | |

TOTAL 513-300

3 College World Series appearances, 4 Super Regionals, 11 Regionals, 4 conference titles

PIERCE VS. THE AMERICAN CONFERENCE

| SCHOOL | HOME | ROAD | NEUTRAL | TOTAL |
|---------------|------|------|---------|-------|
| ECU | 2-4 | 1-2 | 2-2 | 5-8 |
| Memphis | 2-1 | 2-1 | | 4-2 |
| USF | 4-2 | 3-0 | 2-0 | 9-21 |
| FAU | 0-0 | 1-2 | | 1-2 |
| Tulane | | 0-3 | 0-1 | 0-4 |
| UTSA | 2-2 | 4-3 | | 6-5 |
| Charlotte | 2-1 | | | 2-1 |
| UAB | | 1-2 | | 1-2 |
| Wichita State | 2-1 | | | 2-1 |

GUYS IN THE BULLPEN

15 LHP CARSON KUHN (JR)

1ST BATTER 2/1 RI/S 0/0

- Worked a scoreless ninth to close out a 9-0 shutout vs. Harvard on 3/1
- Made his debut vs. Northwestern on 2/15.
- 3-2 with a 4.50 ERA in 11 games (11 starts) at Glendale CC.
- 2-3 with a pair of saves and a 4.67 ERA in 12 games (five starts) as a freshman and also hit .273 with a homer and 20 RBI in 132 at-bats.

23 RHP TANNER WIGGINS (SO)

1ST BATTER 4/1 RI/S 2/0

- Threw two scoreless vs. Harvard on 3/1 and has not allowed a run in his last 5.2 innings.
- Did not allow a run in a career-best 3.2 innings vs. HCU, striking out three.
- Earned his first career save in his Rice debut to give Owls the series over Northwestern.
- Did not allow a run in four appearances at Tennessee in 2025 (2.1 innings).
- Struck out the only batter he faced in a 13-3 victory over Rice on 3/1 in the Astros Foundation College Classic.

26 RHP ETHAN ATCHELY (SO)

1ST BATTER 4/2 RI/S 7/3

- Earned his first career save, coming on to get the final out vs. Harvard on 2/28.
- Tossed four hitless innings of relief at USC on 2/21 and also set a career high with five strikeouts.
- Allowed only two of six inherited runners to score in 2025 and stranded the last three in conference action.
- Worked a season-long 1.0 innings vs. Tennessee, Texas A&M Corpus Christi and Prairie View.

29 RHP LOGAN VOELZ (SO)

1ST BATTER 0/0 RI/S 0/0

- Made three appearances for with FIU in 2025.
- Made his debut vs. Merrimack College on 3/2.
- Did not allow hit or run in a scoreless inning vs. Bucknell on 3/13.

30 LHP D.C. BROWN (SO)

1ST BATTER 0/0 RI/S 0/0

- Made seven appearances (six starts) for WPI as a freshman.
- Finished 2-5 and struck out 43 in 38 innings and hit .304 in 23 games (7x23).
- Combined with two relievers to throw a no-hitter in his collegiate debut vs. Penn College.
- Tossed five shutout innings while fanning a career-high nine to earn the win... Closed his season by working a career-long seven innings vs. Springfield on 4/27.

31 RHP MARCO FUENTES (JR)

1ST BATTER 3/2 RI/S 5/1

- Earned his first career save with 1.2 scoreless innings vs. Harvard on 2/27.
- Stranded a pair of USC baserunners on 2/20 in relief of Brayden Sharp.
- 1-0 with 5.19 ERA in 16 career relief outings (26.0, 23, 17, 15, 15, 28)

32 RHP TY THAMES (FR)

1ST BATTER 4/3 RI/S 2/1

- Took the loss vs. HCU while matching his longest outing (3.0).
- Worked the last 2.2 innings vs. Purdue to earn his first career save.
- Allowed a run in three innings vs. Northwestern in game two on 2/13 in his debut for the Owls in baseball (3.0, 1, 1, 1, 1, 0)
- First Owl football player to play baseball in the same season since Jackson Tyner in 2018-19... played in all 13 games in the fall as a true freshman but will miss Spring Football to pitch for the Owls.

33 LHP NOLAN ROYCRAFT (SO)

1ST BATTER 11/5 RI/S 13/4 (2025)

- Made 13 appearances, including one start, as a true freshman.
- Made his debut against Tennessee at the Astros Foundation College Classic and allowed a run in two innings with a pair of strikeouts.
- Made his first career start on 3/5 vs. Houston and was charged with the loss.
- Stranded nine of 13 inherited runners, including seven in a row over four appearances from 3/18 to 4/11.

34 LHP ANTHONY DIAZ (FR)

1ST BATTER 2/2 RI/S 3/1

- Earned his first career win, working 3.2 innings of shutout relief vs. Harvard on 2/28
- Made his relief debut at USC coming in with bases loaded and one out and gave up one run on a sac fly.

38 RHP JAX TRAEGER (GR)

1ST BATTER 0/1 RI/S 2/1

- Made his debut for the Owls in the seventh inning on 2/15 vs. Northwestern.
- Made 13 career appearances with TCU and has a career record of 2-0 with a 4.80 ERA (8 ER/15 IP)
- Struck out three of five batters face in lone inning of work to close out a win at Houston on 3/29.

46 RHP ZACHARY FETCHEL (JR)

1ST BATTER 2/1 RI/S 2/0

- Made his Rice debut with a scoreless inning vs USC on 2/20.
- Posted a 5.79 ERA and a .235 opponents' batting average in three relief appearances at Texas Tech.
- Made his debut with 2 scoreless innings vs. Grand Canyon on 3/8.
- Worked a season-best 2.0 innings and struck out two vs. TCU on 3/21

50 RHP TREY DOOLEY (RFR)

1ST BATTER 0/0 RI/S 0/0

- Redshirted after suffering an injury during Fall Ball.
- Struck out 185 in 97.2 career innings while hitting .393 with 117 runs and 107 RBI at Camden Central HS in Tennessee.

54 RHP TY BAKER (RSO)

1ST BATTER 1/1 RI/S 0/0

- Completed his comeback from injury with a scoreless 8th inning in his Rice debut on 3/1.
- Made one appearance at Texas A&M in 2025 and worked 2/3 of an inning against Elon with one strikeout

55 RHP JACKSON BLANK (JR)

+ 1ST BATTER 1/1 RI/S 0/0

- Set new career highs across the board in 205 and was third on the team with 50 strikeouts.
- Appeared in 20 games (third best on the team), including seven starts... 0-2 with a 4.26 ERA in 11 games (three starts) at night.
- Struck out a career-high seven and worked a career-best 4.2 innings in his last start (@UTSA on 5/15).
- Learned he was making the start earlier in the day and held the Roadrunners hitless in the first 4.1 innings.

GUYS AT THE PLATE

1 UT MASA CHILCUTT (FR)

Last Week: .333- (1x3) **Last HR:** none (4 AB) **Current Streak:** 1 **Long Streak:** 0

- 1x3 with a run scored and a stolen base in his first career start (vs. Harvard on 3/1).
- Made his collegiate debut with a pinch hit appearance vs USC on 2/22.
- Two-time TSWA 6A D1 All-State second team selection and unanimous All-District 27 6A as a senior catcher at Johnson High School as the Jaguars reached the Region 4 title game.
- Named to USA Baseball's U15 (2021) and U12 (2018) National Teams and was a member of the gold medal-winning 2018 COPABE U-12 Pan-American Championship team.

2 INF COLE GREEN (SO)

Last Week: .294 (5x17) **Last HR:** 2/27 (11 AB) **Current Streak:** 3 **Long Streak:** 6

- Hit .500 in three-game sweep of Harvard, with a team-leading six hits and tied for the team lead with four RBI.
- Has hit in eight of nine at home (.400, 14x35) with three doubles and two home runs.
- 0-6 in two games vs. Lamar, but has scored three runs.

3 INF JC DAVIS (JR)

Last Week: .438 (7x16) **Last HR:** 2/24 (13 AB) **Current Streak:** 1 **Long Streak:** 5

- Has reached base in 11 of 12 games.
- Fourth in the American Conference in slugging (.739) and sixth in OPS (1.201), and hits (18)... Tied for second with teammate Paul Smith with four home runs.
- Has seven multi-hit games in the first 12 contests.
- Honorable Mention American Conference after hitting .636 with three homers and a double vs. Northwestern in his first action as an Owl.

4 OF ZACHARY DAIGRE (JR)

Last Week: .000 (0x1) **Last HR:** none (11 AB) **Current Streak:** 0 **Long Streak:** 0

- Tied for the team lead with three steals (three attempts).
- Collected his first career hit with a bunt single on Sunday vs. USC.
- Has made seven starts in left.

5 OF LANDIS DAVILLA (SO)

Last Week: .125 (1x8) **Last HR:** none (23 AB) **Current Streak:** 0 **Long Streak:** 2

- Collected hits in back-to-back games at USC and vs. HCU.
- Made his first start of the year vs. Purdue and scored one run.

6 UT LJ LAYHEW (FR)

Last Week: .000 (0x0) **Last HR:** none **Current Streak:** 0 **Long Streak:** 0

- Name the Houston Chronicle's All-Greater Houston Private School team as a senior at The Kinkaid School and All-SPC as a senior after hitting .333 with four homers, driving in 28 runs, scoring 30, stealing 13 bases while posting a 1.221 OPS.

7 INF MICHAEL ZITO (SO)

Last Week: .333 (1x3) **Last HR:** 5/10/25 (11 AB) **Current Streak:** 2 **Long Streak:** 11

- 3x7 in a pair of starts this year.
- AAC All-Freshmen team selection, who was a fixture at short all season and became one of the most consistent hitters in the AAC in conference games.
- Tied for the team lead in games (55) while making 52 starts and hitting .276 (third on the team) with five home runs (tied for second) and 23 RBI.
- Led the squad with a .324 average against lefthanders, and a .431 average leading off.
- Second on the team with a .292 average in AAC games and hit in 24 of 27 regular season conference games (including 20 in a row)

8 INF KUTTER-GAGE WEBB (R FR)

Last Week: .167 (2x12) **Last HR:** 2/13 (1) (34 AB) **Current Streak:** 1 **Long Streak:** 2

- Tied for second on the team with seven RBI.
- Went 3x7 and drove in four runs in the doubleheader opener vs. Northwestern in his first collegiate action after redshirting last year at Texas State.
- Two-run single in the bottom of the 8th in game two provided the winning runs.

9 OF TREY DUFFIELD (SR)

Last Week: .000 (0x2) **Last HR:** 5/16/25 (43 AB) **Current Streak:** 0 **Long Streak:** 5

- Drove in the Owls' lone run in their last visit to Vincent-Beck Stadium with a triple in the seventh inning of a 2-1 loss. Made his first start of the season at USC on 2/21.
- Hit a career-best .250 in 34 games (23 starts).
- Hit .455 in 11 games coming in as a replacement and .324 in day games.

10 OF COLIN ROBSON (R-FR)

Last Week: .357 (5x14) **Last HR:** 2/27 (10 AB) **Current Streak:** 1 **Long Streak:** 3

- Hit .455 in the sweep of Harvard (5x11) and led the team with five runs in the three games. f
- Tied for the team lead with 10 runs.
- Led off the season with a solo homer vs. Northwestern on 2/13 and followed that with a leadoff homer in the series opener vs. Harvard... Three of his four career homers have led off the game and Rice is 3-0 when he leads off with a homer.
- Became a fixture in centerfield over the last half of the season, hitting .255 with a team best 11 runs in the last 15 games and proving to be one of the Owls' most effective bunters, collecting six hits in eight attempts over the last month and also leading the team with six sacrifices, the most by an Owl since 2018 (7, Dominic Cox).

12 C LORENZO RIOS (SR)

Last Week: .333 (1x3) **Last HR:** 5/14/24 (37 AB) **Current Streak:** 1 **Long Streak:** 3 (2024)

- Made the start on Opening Day against his former school (Northwestern) and was 1x2.
- Played in 17 games in 2025 and made nine starts (seven at catcher, two at first base).
- Threw out five of 11 base stealers, including his last four in a row.
- Hit in back-to-back games at Tulane (4/5) and vs. Houston (4/15), including a double vs. the Green Wave.

13 OF TOBIAS MOTLEY (JR)

Last Week: .000 (0x1) **Last HR:** 3/30/25 (26 AB) **Current Streak:** 0 **Long Streak:** 5

- Came on as pinch runner and scored a run in the opening win over Northwestern.
- Hit .248 in 43 games (31 starts) while matching his career high in hits (31) and home runs (3).
- Tied for second on the team with three homers at Reckling.
- Fourth on the team with a .284 average at home.

16 1B PAUL SMITH (SR)

Last Week: .500 (4x8) **Last HR:** 2/28) (0 AB) **Current Streak:** 2 **Long Streak:** 5

- Hitting .500 in two games vs. Lamar (4x8) with a double and two runs.
- Hit .500 in two games vs. Harvard with three homers and four RBI.
- Tied for the team lead and for second in the conference with four home runs.
- Has the two longest homers of the season for the Owls (427, 404) both vs. Harvard.
- Became an offensive spark for the Owls over the final three weeks after opening the year as the bullpen catcher... Hit in 12 of 16 games, including nine of 12 starts, ending the year at .340.
- Was 4x4 against the UAB on 2/28 with two RBI and three doubles as the Owls rallied to take the final game of the series (and last Rice road win coming into tonight), first Owl with three doubles in a conference game since Tristan Gray in 2017.

GUYS AT THE PLATE

18 C ARIG ANDERSON (SR)

Last Week: .000 (0x6) Last HR: 4/8/25 (36 AB) Current Streak: 0 Long Streak: 5

- Leads the team with four starts at catcher..
- Played in 27 games and made 16 starts while hitting a career-best .271.

21 INF GARET BOEHM (JR)

Last Week: .286 (2x7) Last HR: 2/28 (4 AB) Current Streak: 2 Long Streak: 2

- Hit .286 in the sweep over Harvard, including a leadoff homer in the bottom of the eighth to tie the second game of the series 1-1
- Was 1x3 vs. Northwestern on 2/15 in his first start with the Owls.
- Saw action in 27 games and made 22 starts, hitting .250 (23x92) with five doubles, two home runs, and 10 RBI.

24 OF JACOB DEVENNY (SR)

Last Week: .333 (2x6) Last HR: 3/30/25 (54 AB) Current Streak: 1 Long Streak: 8 (2024)

- 4x19 in his career vs. Lamar with three RBI.
- 2x4 this year as a pinch hitter and hitting .474 (9x19) in his career as a pinch hitter.
- Hit .256 in 35 games (23 starts) in '25 before missing the final three weeks of the season with an injury.

27 OF MASON ASHLOCK (SO)

Last Week: .300 (3x10) Last HR: 0 (32 AB) Current Streak: 3 Long Streak: 3

- Hit .333 in two starts vs. Harvard.
- Has hit in his last three (3x10) with three RBI.
- Has started 10 of the first 12 in right
- Drove in a pair vs. HCU for his first career multi-RBI game.

28 C LONDON WEST (JR)

Last Week: .250 (1x4) Last HR: (5/5/25 29 AB) Current Streak: 0 Long Streak: 5

- 1x6 in two games vs. Lamar.
- Made the start at catcher in the Sunday finale vs. Northwestern and was 1x3.
- Enjoyed a breakout season after coming into the year with no hits in nine career at-bats.
- Threw out 12 of his last 28 attempting to steal, including six of 17 in AAC action.
- Caught three of five UTSA runners in the final series of the season, Roadrunners were 27 of 31 (.871) against the rest of the league.
- Made 34 starts at catcher, 14 at first, and two as the DH.
- Hit .274 with four homers and 18 RBI as a catcher, .318 with 10 RBI as at first base, and .286 with a homer and one RBI at DH..

48 INF HIRAM BOCACHICA JR. (SO)

Last Week: .154 (2x13) Last HR: 5/7/25 (44 AB) Current Streak: 2 Long Streak: 8

- Hit .400 with two RBI in two games last year vs. Lamar (4x10)
- Has not made an error in his last 28 games (110 chances, 19 double plays)
- AAC All-Freshman selection who was second on the team with 53 starts.
- Led the Owls in runs (39), walks (31), stolen bases (14), and three RBI games (four).
- Drove in 18 runs in the last 25 games.
- First freshman to lead the Owls in stolen bases since Will Ford stole 18 in 1996, and his 14 steals were the most by an Owl since Anthony Rendon had 14 in 2010.
- Led the AAC with 23 double plays in conference games and was second in assists for both the season (141) and conference games (77).

CAREER MULTI-HIT GAMES

| Name | 2 | 3 | 4 | 5+ | TOTAL | HIGH |
|-----------|----|---|---|----|-------|---------|
| Anderson | 5 | 1 | | | 6 | 5/14/24 |
| Ashlock | | | | | | |
| Bocachica | 8 | 3 | | | 11 | 4/18/25 |
| Boehm | 5 | 1 | | | | 3/25/25 |
| Chilcutt | | | | | | |
| Daigre | | | | | | |
| Davila | | | | | | |
| Davis | 5 | 2 | | | 7 | 2/24 |
| Devenny | 10 | 2 | | | 12 | 4/26/24 |
| Duffield | 5 | 2 | | | 7 | 4/21/24 |
| Green | 5 | 2 | | | 7 | 3/1 |
| Layhew | | | | | | |
| Motley | 8 | 3 | 1 | | 12 | 2/26/25 |
| Rios | | | | | 3 | |
| Robson | 3 | 1 | 1 | | 5 | 2/27 |
| Smith | 6 | 2 | 1 | | 9 | 4/27/25 |
| Webb | 2 | | | | 2 | 2/18 |
| West | 9 | 2 | | | 11 | 2/19/25 |
| Zito | 10 | 3 | | | 13 | 3/8/25 |

CAREER MULTI-RBI GAMES

| Name | 2 | 3 | 4 | 5+ | TOTAL | HIGH |
|-----------|---|----|---|----|-------|-----------|
| Anderson | 2 | | | | 2 | 4/12/25 |
| Ashlock | 1 | | | | 1 | 2/24 |
| Bocachica | 4 | 4 | | | 8 | 5/7/25 |
| Boehm | 4 | | | | | 4/13/25 |
| Chilcutt | | | | | | |
| Daigre | | | | | | |
| Davila | | | | | | |
| Davis | | 1 | 1 | | 2 | 2/24 |
| Devenny | 5 | 1 | | | 6 | 3/30/25 |
| Duffield | 3 | 2 | 2 | | 7 | 4/21/24 |
| Green | 4 | 2 | 1 | | 7 | 5/3/25 |
| Layhew | | | | | | |
| Motley | 4 | | | | 3 | 3/15 GM 1 |
| Rios | | 1 | 1 | | 2 | |
| Robson | 1 | | | | 1 | 2/18 |
| Smith | 4 | | | | 4 | 2/13 (1) |
| Webb | 3 | | | | 3 | 3/1 |
| West | 5 | 2 | 1 | | 8 | 4/17/25 |
| Zito | 4 | 21 | | | 6 | 5/10/25 |

HOME RUN TRACKER

| DATE | OPPONENT | PLAYER | PITCHER | ON BASE | DISTANCE | INNING | GO AHEAD | OUTS | COUNT |
|---------|------------------|----------------------|-----------|---------|----------|-----------|----------|------|-------|
| Feb. 13 | Northwestern (1) | Colin Robson% (1) | Hlibocki | 0 | 383 | Bottom 1* | | 0 | 3-2 |
| Feb. 13 | Northwestern (1) | JC Davis (1) | Hlibocki | 0 | 363 | Bottom 1* | | 0 | 1-1 |
| Feb. 13 | Northwestern (1) | Paul Smith (1) | Hlibocki | 1 | 378 | Bottom 3 | X | 1 | 1-1 |
| Feb. 13 | Northwestern (1) | Kutter-Gage Webb (1) | Hlibocki | 0 | 351 | Bottom 4 | | 0 | 1-0 |
| Feb. 15 | Northwestern | JC Davis (2) | Fryer | 1 | 382 | Bottom 2 | | 2 | 0-1 |
| Feb. 15 | Northwestern | JC Davis (3) | Kouser | 0 | 399 | Bottom 4 | | 1 | 3-2 |
| Feb. 18 | Purdue | Cole Green (1) | Klug | 0 | 359 | Bottom 4 | X | 0 | 1-1 |
| Feb. 18 | Purdue | Colin Robson (2) | Boland | 1 | 380 | Bottom 5 | | 1 | 0-0 |
| Feb. 24 | HCU | JC Davis (4) | Mentzel | 3 | 396 | Bottom 6 | X | 2 | 2-1 |
| Feb. 27 | Harvard | Robson% (3) | Colasante | 0 | 380 | Bottom 1 | X | 0 | 1-0 |
| Feb. 27 | Harvard | Smith (2) | Colasante | 0 | 404 | Bottom 1 | | 1 | 3-2 |
| Feb. 27 | Harvard | Green (2) | Colasante | 0 | 348 | Bottom 1 | | 2 | 0-1 |
| Feb. 27 | Harvard | Smith (3) | Smith | 0 | 363 | Bottom 7 | | 1 | 0-2 |
| Feb. 28 | Harvard | Boehm (1) | Gable | 0 | 389 | Bottom 8 | | 0 | 0-0 |
| Feb. 28 | Harvard | Smith (4) | McHugh | 0 | 427 | Bottom 8 | X | 2 | 0-1 |

^Walkoff

*Pinch hit

%Leadoff

*Back to Back

2026 RESULTS

| DATE | GAME | OPPONENT | TV | TIME | LOCATION | W-L | SCORE | OVERALL | AAC | WIN | LOSS | SAVE | ATT. | TIME |
|------|------|----------------------------|-----------|-------|-----------------|-----|-----------|---------|-----|---------|-----------|---------|-------|------|
| 2/13 | 1 | Northwestern(1) | ESPN+ | 2:35 | Houston | W | 7-6 | 1-0 | 0-0 | Sharp | Hliboki | Sanders | | 2:38 |
| | 2 | Northwestern(2) | ESPN+ | 6:35 | Houston | W | 3-2 | 2-0 | 0-0 | Arnett | Kouser | Wiggins | 1,627 | 2:51 |
| 2/15 | 3 | Northwestern | ESPN+ | 1:05 | Houston | L | 6-17 | 2-1 | 0-0 | Kouser | Diaz | | 1,334 | 2:59 |
| 2/17 | 4 | Louisiana | .. | 6:35 | Houston | L | 0-3 | 2-2 | 0-0 | Pruitt | Blank | Brasch | 1,237 | 2:44 |
| 2/18 | 5 | Purdue | ESPN+ | 6:35 | Houston | W | 5-2 | 3-2 | 0-0 | Arnett | Klug | Thames | 1,315 | 2:41 |
| 2/20 | 6 | @USC | Big Ten + | 8:05 | Los Angeles, CA | L | 5-0 | 3-3 | 0-0 | Edwards | Sharp | | 1118 | 2:37 |
| 2/21 | 7 | @USC | Big Ten + | 8:05 | Los Angeles, CA | L | 4-1 | 3-4 | 0-0 | Govel | Urbanczyk | Troy | 1097 | 2:56 |
| 2/22 | 8 | @USC | Big Ten + | 2:05 | Los Angeles, CA | L | 4-2 | 3-5 | 0-0 | Johnson | Sanders | Troy | 1265 | 2:35 |
| 2/24 | 9 | HCU | ESPN+ | 6:35 | Houston | L | 11-8 (11) | 3-6 | 0-0 | Norton | Thames | Felton | 1342 | 4:08 |
| 2/27 | 10 | Harvard | ESPN+ | 6:35 | Houston | w | 11-7 | 4-6 | 0-0 | Sharp | Colasante | Fuentes | 1908 | 3:08 |
| 2/28 | 11 | Harvard | ESPN+ | 4:05 | Houston | W | 2-1 | 5-6 | 0-0 | Diaz | McHugh | Archley | 1493 | 2:49 |
| 3/1 | 12 | Harvard | ESPN+ | 12:05 | Houston | W | 9-0 | 6-6 | 0-0 | Sanders | Able | | 1363 | 2:50 |
| 3/4 | 13 | @Lamar | ESPN+ | 6:05 | Beaumont | | | | | | | | | |
| 3/7 | 14 | @Abilene Christian | ESPN+ | 6:05 | Abilene, TX | | | | | | | | | |
| 3/8 | 15 | @Abilene Christian | .. | 3:05 | Abilene, TX | | | | | | | | | |
| 3/9 | 16 | @Abilene Christian | WAC INT | 1:05 | Abilene, TX | | | | | | | | | |
| 3/10 | 17 | @Houston | ESPN+ | 6:35 | Houston | | | | | | | | | |
| 3/13 | 18 | Saint Mary's# | .. | 2:00 | Phoenix, AZ | | | | | | | | | |
| | 19 | @Grand Canyon | MWTV | 7:05 | Phoenix, AZ | | | | | | | | | |
| 3/14 | 20 | @Grand Canyon | MWTV | 7:05 | Phoenix, AZ | | | | | | | | | |
| 3/15 | 21 | Saint Mary's# | .. | 1:05 | Phoenix, AZ | | | | | | | | | |
| 3/17 | 22 | UTRGV | ESPN+ | 6:35 | Houston | | | | | | | | | |
| 3/20 | 23 | @USF* | ESPN+ | 5:35 | Tampa, FL | | | | | | | | | |
| 3/21 | 24 | @USF* | ESPN+ | 1:05 | Tampa, FL | | | | | | | | | |
| 3/22 | 25 | @USF* | ESPN+ | 12:05 | Tampa, FL | | | | | | | | | |
| 3/25 | 26 | @HCU | ESPN+ | 6:35 | Houston | | | | | | | | | |
| 3/27 | 27 | Florida Atlantic* | ESPN+ | 6:35 | Houston | | | | | | | | | |
| 3/28 | 28 | Florida Atlantic* | ESPN+ | 2:05 | Houston | | | | | | | | | |
| 3/29 | 29 | Florida Atlantic* | ESPN+ | 1:05 | Houston | | | | | | | | | |
| 3/31 | 30 | UTRGV | ESPN+ | 6:35 | Houston | | | | | | | | | |
| 4/2 | 31 | UTSA* | ESPN+ | 6:35 | Houston | | | | | | | | | |
| 4/3 | 32 | UTSA** | ESPN+ | 6:35 | Houston | | | | | | | | | |
| 4/4 | 33 | UTSA | ESPN+ | 1:05 | Houston | | | | | | | | | |
| 4/7 | 34 | Texas A&M - Corpus Christi | ESPN+ | 6:35 | Houston | | | | | | | | | |
| 4/10 | 35 | @Charlotte* | ESPN+ | 5:05 | Charlotte, NC | | | | | | | | | |
| 4/11 | 36 | @Charlotte* | ESPN+ | 3:05 | Charlotte, NC | | | | | | | | | |
| 4/12 | 37 | @Charlotte* | ESPN+ | 12:05 | Charlotte, NC | | | | | | | | | |
| 4/15 | 38 | Sam Houston | ESPN+ | 6:35 | Houston | | | | | | | | | |
| 4/17 | 39 | Memphis* | ESPN+ | 6:35 | Houston | | | | | | | | | |
| 4/18 | 40 | Memphis* | ESPN+ | 2:05 | Houston | | | | | | | | | |
| 4/19 | 41 | Memphis* | ESPN+ | 1:05 | Houston | | | | | | | | | |
| 4/21 | 42 | Houston | ESPN+ | 6:35 | Houston | | | | | | | | | |
| 4/24 | 43 | @Wichita State* | ESPN+ | 6:05 | Wichita, KS | | | | | | | | | |
| 4/25 | 44 | @Wichita State* | ESPN+ | 2:05 | Wichita, KS | | | | | | | | | |
| 4/26 | 45 | @Wichita State* | ESPN+ | 1:05 | Wichita, KS | | | | | | | | | |
| 4/28 | 46 | Lamar | ESPN+ | 6:35 | Houston | | | | | | | | | |
| 5/1 | 47 | UAB* | ESPN+ | 6:35 | Houston | | | | | | | | | |
| 5/2 | 48 | UAB* | ESPN+ | 2:05 | Houston | | | | | | | | | |
| 5/3 | 49 | UAB* | ESPN+ | 1:05 | Houston | | | | | | | | | |
| 5/8 | 50 | @ECU* | ESPN+ | 5:05 | Greenville, NC | | | | | | | | | |
| 5/9 | 51 | @ECU* | ESPN+ | 3:05 | Greenville, NC | | | | | | | | | |
| 5/10 | 52 | @ECU* | ESPN+ | 12:05 | Greenville, NC | | | | | | | | | |
| 5/12 | 53 | @Houston | ESPN+ | 6:35 | Houston | | | | | | | | | |
| 5/14 | 54 | Tulane* | ESPN+ | 6:35 | Houston | | | | | | | | | |
| 5/15 | 55 | Tulane* | ESPN+ | 6:35 | Houston | | | | | | | | | |
| 5/16 | 54 | Tulane* | ESPN+ | 1:00 | Houston | | | | | | | | | |

5/19 - 5/24 - American Athletic Conference Championship (BayCare Ballpark, Clearwater, Fla.) (*)

5/30 - 6/2 - NCAA Regionals (Location TBD)

6/6 - 6/9 - NCAA Super Regionals (Location TBD)

6/13 - 6/23 - NCAA College World Series (Charles Schwab Field, Omaha, Neb.)

SEASON STATS

Record: 6-6 Home: 6-3 Away: 0-3 Neutral: 0-0 Conference: 0-0 Extra
 Inn: 0-1 Vs. Ranked: 0-0

| PLAYER | AVG | GP-GS | AB | R | H | 2B | 3B | HR | XB | RBI | TB | SLG | BB | HP | K | GDP | OB% | SF | SH | SB-ATT | PO | A | E | FLD% |
|----------------------|-------------|----------|------------|-----------|-----------|-----------|----------|-----------|-----------|-----------|------------|-------------|-----------|-----------|-----------|-----------|-------------|----------|----------|--------------|------------|------------|-----------|-------------|
| DAVIS, JC | .391 | 12-12 | 46 | 10 | 18 | 4 | 0 | 4 | 8 | 9 | 34 | .739 | 6 | 0 | 4 | 0 | .462 | 0 | 1 | 0-0 | 25 | 21 | 0 | 1.000 |
| GREEN, Cole | .349 | 12-12 | 43 | 7 | 15 | 3 | 0 | 2 | 5 | 6 | 24 | .558 | 0 | 2 | 8 | 0 | .378 | 0 | 2 | 3-3 | 16 | 11 | 3 | .900 |
| RIOS, Lorenzo | .300 | 4-4 | 10 | 1 | 3 | 0 | 0 | 0 | 0 | 0 | 3 | .300 | 0 | 1 | 3 | 0 | .364 | 0 | 0 | 0-0 | 20 | 1 | 1 | .955 |
| SMITH, Paul | .250 | 11-8 | 32 | 5 | 8 | 2 | 0 | 4 | 6 | 7 | 22 | .688 | 3 | 0 | 6 | 4 | .314 | 0 | 0 | 0-0 | 0 | 0 | 0 | .000 |
| ROBSON, Colin | .229 | 11-9 | 35 | 10 | 8 | 1 | 0 | 3 | 4 | 6 | 18 | .514 | 6 | 0 | 10 | 1 | .341 | 0 | 0 | 1-2 | 24 | 0 | 0 | 1.000 |
| WEBB, Kutter-Gage | .222 | 11-11 | 36 | 5 | 8 | 1 | 0 | 1 | 2 | 7 | 12 | .333 | 4 | 2 | 11 | 0 | .326 | 1 | 1 | 1-1 | 52 | 9 | 2 | .968 |
| ASHLOCK, Mason | .156 | 10-10 | 32 | 1 | 5 | 1 | 0 | 0 | 1 | 4 | 6 | .188 | 5 | 1 | 7 | 0 | .289 | 0 | 0 | 0-0 | 23 | 0 | 0 | 1.000 |
| BOCACHICA, Jr, Hiram | .128 | 12-12 | 39 | 4 | 5 | 0 | 0 | 0 | 0 | 3 | 5 | .128 | 8 | 2 | 8 | 2 | .300 | 1 | 0 | 1-1 | 14 | 24 | 0 | 1.000 |
| DAVILA, Landis | .118 | 11-5 | 17 | 1 | 2 | 0 | 0 | 0 | 0 | 0 | 2 | .118 | 1 | 1 | 6 | 0 | .211 | 0 | 0 | 0-0 | 19 | 0 | 0 | 1.000 |
| ANDERSON, Aric | .111 | 9-5 | 18 | 2 | 2 | 0 | 0 | 0 | 0 | 0 | 2 | .111 | 4 | 0 | 5 | 1 | .273 | 0 | 0 | 0-0 | 38 | 7 | 2 | .957 |
| ----- | | | | | | | | | | | | | | | | | | | | | | | | |
| ZITO, Michael | .429 | 4-2 | 7 | 2 | 3 | 0 | 0 | 0 | 0 | 1 | 3 | .429 | 2 | 1 | 2 | 0 | .600 | 0 | 0 | 1-1 | 0 | 0 | 0 | .000 |
| CHILCUTT, Masato | .250 | 3-1 | 4 | 1 | 1 | 0 | 0 | 0 | 0 | 0 | 1 | .250 | 2 | 0 | 1 | 0 | .500 | 0 | 0 | 1-1 | 0 | 0 | 0 | .000 |
| DEVENNY, Jacob | .214 | 7-3 | 14 | 1 | 3 | 0 | 0 | 0 | 0 | 2 | 3 | .214 | 0 | 0 | 3 | 0 | .214 | 0 | 1 | 0-0 | 6 | 0 | 0 | 1.000 |
| BOEHM, Garet | .211 | 10-4 | 19 | 2 | 4 | 0 | 0 | 1 | 1 | 2 | 7 | .368 | 2 | 0 | 5 | 0 | .286 | 0 | 0 | 0-0 | 32 | 3 | 0 | 1.000 |
| WEST, Landon | .182 | 6-4 | 11 | 0 | 2 | 0 | 0 | 0 | 0 | 0 | 2 | .182 | 2 | 0 | 6 | 0 | .308 | 0 | 0 | 0-0 | 23 | 3 | 1 | .963 |
| DAIGRE, Zachary | .091 | 10-4 | 11 | 1 | 1 | 0 | 0 | 0 | 0 | 0 | 1 | .091 | 1 | 0 | 5 | 0 | .167 | 0 | 0 | 3-3 | 15 | 0 | 1 | .938 |
| DUFFIELD, Trey | .000 | 3-2 | 5 | 0 | 0 | 0 | 0 | 0 | 0 | 0 | 0 | .000 | 0 | 0 | 3 | 0 | .000 | 0 | 0 | 0-0 | 2 | 0 | 0 | 1.000 |
| MOTLEY, Tobias | .000 | 3-0 | 1 | 1 | 0 | 0 | 0 | 0 | 0 | 0 | 0 | .000 | 0 | 0 | 1 | 0 | .000 | 0 | 0 | 0-0 | 1 | 0 | 0 | 1.000 |
| Others | | | | | | | | | | | | | | | | | | | | | 5 | 24 | 2 | .935 |
| Totals | .232 | - | 380 | 54 | 88 | 12 | 0 | 15 | 27 | 47 | 145 | .382 | 46 | 10 | 94 | 8 | .329 | 2 | 5 | 11-12 | 315 | 103 | 12 | .972 |
| Opponents | .238 | - | 382 | 62 | 91 | 13 | 0 | 15 | 28 | 55 | 149 | .390 | 53 | 13 | 87 | 10 | .347 | 4 | 7 | 5-13 | 306 | 102 | 9 | .978 |

LOB - Team (83), Opp (83). DPs turned - Team (10), Opp (8). CI - Team (0), Opp (0). IBB - Team (1): SMITH, Paul (1) . Picked off - Team (0): .

| PLAYER | ERA | W-L | APP | GS | CG | SHO | SV | IP | H | R | ER | BB | K | WHIP | 2B | 3B | HR | AVG | WP | HP | BK | SFA | SHA | |
|-------------------|-------------|------------|-----------|----------|----------|----------|--------------|-----------|-----------|-----------|-----------|-----------|-------------|-----------|----------|-----------|-------------|----------|-----------|----------|----------|----------|-----|--|
| URBANCZYK, Ryland | 0.87 | 0-1 | 3 | 3 | 0 | 0 | 0 | 10.1 | 10 | 2 | 1 | 7 | 5 | 1.65 | 1 | 0 | 0 | .263 | 0 | 2 | 0 | 0 | 1 | |
| SANDERS, Ethan | 2.29 | 1-1 | 4 | 2 | 0 | 1 | 1 | 19.2 | 8 | 5 | 5 | 3 | 17 | 0.56 | 1 | 0 | 2 | .121 | 0 | 0 | 0 | 0 | 0 | |
| ARNETT, Jeremiah | 3.97 | 2-0 | 3 | 2 | 0 | 0 | 0 | 11.1 | 13 | 7 | 5 | 3 | 6 | 1.41 | 1 | 0 | 1 | .289 | 0 | 3 | 0 | 0 | 1 | |
| SHARP, Brayden | 5.52 | 2-1 | 3 | 3 | 0 | 0 | 0 | 14.2 | 14 | 10 | 9 | 6 | 16 | 1.36 | 4 | 0 | 4 | .269 | 1 | 2 | 1 | 1 | 1 | |
| BLANK, Jackson | 8.44 | 0-1 | 2 | 1 | 0 | 0 | 0 | 5.1 | 7 | 6 | 5 | 8 | 6 | 2.81 | 0 | 0 | 1 | .333 | 0 | 1 | 0 | 0 | 0 | |
| DIAZ, Anthony | 12.15 | 1-1 | 3 | 1 | 0 | 0 | 0 | 6.2 | 9 | 9 | 9 | 5 | 4 | 2.10 | 1 | 0 | 1 | .333 | 1 | 1 | 1 | 1 | 0 | |
| ----- | | | | | | | | | | | | | | | | | | | | | | | | |
| FETCHEL, Zach | 0.00 | 0-0 | 2 | 0 | 0 | 0 | 0 | 1.2 | 3 | 0 | 0 | 0 | 1 | 1.80 | 1 | 0 | 0 | .375 | 0 | 0 | 0 | 0 | 0 | |
| BAKER, Ty | 0.00 | 0-0 | 1 | 0 | 0 | 1 | 0 | 1.0 | 0 | 0 | 0 | 0 | 0 | 0.00 | 0 | 0 | 0 | .000 | 0 | 0 | 0 | 0 | 0 | |
| WIGGINS, Tanner | 2.08 | 0-0 | 4 | 0 | 0 | 1 | 1 | 8.2 | 6 | 2 | 2 | 3 | 8 | 1.04 | 2 | 0 | 1 | .207 | 1 | 3 | 0 | 0 | 2 | |
| THAMES, Ty | 3.72 | 0-1 | 4 | 0 | 0 | 0 | 1 | 9.2 | 4 | 5 | 4 | 6 | 7 | 1.03 | 1 | 0 | 1 | .129 | 5 | 0 | 0 | 0 | 1 | |
| ATCHLEY, Ethan | 6.75 | 0-0 | 4 | 0 | 0 | 0 | 1 | 6.2 | 6 | 5 | 5 | 2 | 6 | 1.20 | 1 | 0 | 1 | .240 | 0 | 1 | 0 | 2 | 0 | |
| FUENTES, Marco | 9.45 | 0-0 | 3 | 0 | 0 | 0 | 1 | 6.2 | 8 | 7 | 7 | 5 | 6 | 1.95 | 0 | 0 | 2 | .308 | 1 | 0 | 0 | 0 | 1 | |
| TRAEGER, Jax | 13.49 | 0-0 | 1 | 0 | 0 | 0 | 0 | 0.2 | 1 | 1 | 1 | 2 | 1 | 4.50 | 0 | 0 | 0 | .333 | 0 | 0 | 0 | 0 | 0 | |
| KUHN, Carson | 13.50 | 0-0 | 2 | 0 | 0 | 1 | 0 | 2.0 | 2 | 3 | 3 | 3 | 4 | 2.50 | 0 | 0 | 1 | .250 | 0 | 0 | 0 | 0 | 0 | |
| Totals | 4.80 | 6-6 | 12 | 0 | 1 | 5 | 105.0 | 91 | 62 | 56 | 53 | 87 | 1.37 | 13 | 0 | 15 | .238 | 9 | 13 | 2 | 4 | 7 | | |
| Opponents | 3.88 | 6-6 | 12 | 0 | 2 | 5 | 102.0 | 88 | 54 | 44 | 46 | 94 | 1.31 | 12 | 0 | 15 | .232 | 4 | 10 | 0 | 2 | 5 | | |

PB - Team(4): ANDERSON, Aric (3) ;WEST, Landon (1) , Opp (2). Pickoffs - Team(3): SHARP, Brayden (2) ;WIGGINS, Tanner (1) , Opp (0). SBA/ATT - ANDERSON, Aric (2-5) ;WEST, Landon (2-4) ;RIOS, Lorenzo (1-2) ;ATCHLEY, Ethan (0-1) ;SHARP, Brayden (0-2) .

FIELDING

| PLAYER | C | PO | A | E | FLD% | DP | SBA | CSB | SBA% | PB | CI |
|----------------------|------------|------------|------------|-----------|-------------|-----------|-----------|----------|-------------|----------|----------|
| BOEHM, Garett | 35 | 32 | 3 | 0 | 1.000 | 4 | 0 | 0 | 0 | 0 | 0 |
| DAVIS, JC | 46 | 25 | 21 | 0 | 1.000 | 9 | 0 | 0 | 0 | 0 | 0 |
| ROBSON, Colin | 24 | 24 | 0 | 0 | 1.000 | 0 | 0 | 0 | 0 | 0 | 0 |
| ASHLOCK, Mason | 23 | 23 | 0 | 0 | 1.000 | 0 | 0 | 0 | 0 | 0 | 0 |
| DAVILA, Landis | 19 | 19 | 0 | 0 | 1.000 | 0 | 0 | 0 | 0 | 0 | 0 |
| BOCACHICA, Jr, Hiram | 38 | 14 | 24 | 0 | 1.000 | 7 | 0 | 0 | 0 | 0 | 0 |
| DEVENNY, Jacob | 6 | 6 | 0 | 0 | 1.000 | 0 | 0 | 0 | 0 | 0 | 0 |
| SHARP, Brayden | 6 | 2 | 4 | 0 | 1.000 | 0 | 0 | 2 | .000 | 0 | 0 |
| DUFFIELD, Trey | 2 | 2 | 0 | 0 | 1.000 | 0 | 0 | 0 | 0 | 0 | 0 |
| MOTLEY, Tobias | 1 | 1 | 0 | 0 | 1.000 | 0 | 0 | 0 | 0 | 0 | 0 |
| SANDERS, Ethan | 2 | 1 | 1 | 0 | 1.000 | 0 | 0 | 0 | 0 | 0 | 0 |
| WIGGINS, Tanner | 7 | 1 | 6 | 0 | 1.000 | 0 | 0 | 0 | 0 | 0 | 0 |
| URBANCZYK, Ryland | 4 | 0 | 4 | 0 | 1.000 | 0 | 0 | 0 | 0 | 0 | 0 |
| FUENTES, Marco | 2 | 0 | 2 | 0 | 1.000 | 0 | 0 | 0 | 0 | 0 | 0 |
| THAMES, Ty | 2 | 0 | 2 | 0 | 1.000 | 0 | 0 | 0 | 0 | 0 | 0 |
| DIAZ, Anthony | 2 | 0 | 2 | 0 | 1.000 | 0 | 0 | 0 | 0 | 0 | 0 |
| FETCHEL, Zach | 2 | 0 | 2 | 0 | 1.000 | 0 | 0 | 0 | 0 | 0 | 0 |
| WEBB, Kutter-Gage | 63 | 52 | 9 | 2 | .968 | 5 | 0 | 0 | 0 | 0 | 0 |
| WEST, Landon | 27 | 23 | 3 | 1 | .963 | 1 | 2 | 2 | .500 | 1 | 0 |
| ANDERSON, Aric | 47 | 38 | 7 | 2 | .957 | 0 | 2 | 3 | .400 | 3 | 0 |
| RIOS, Lorenzo | 22 | 20 | 1 | 1 | .955 | 0 | 1 | 1 | .500 | 0 | 0 |
| DAIGRE, Zachary | 16 | 15 | 0 | 1 | .938 | 0 | 0 | 0 | 0 | 0 | 0 |
| GREEN, Cole | 30 | 16 | 11 | 3 | .900 | 2 | 0 | 0 | 0 | 0 | 0 |
| ATCHLEY, Ethan | 2 | 1 | 0 | 1 | .500 | 0 | 0 | 1 | .000 | 0 | 0 |
| ARNETT, Jeremiah | 2 | 0 | 1 | 1 | .500 | 0 | 0 | 0 | 0 | 0 | 0 |
| Totals | 430 | 315 | 103 | 12 | .972 | 10 | 5 | 8 | .385 | 4 | 0 |
| Opponents | 417 | 306 | 102 | 9 | .978 | 8 | 11 | 1 | .917 | 2 | 0 |

KIC GAME BY GAME

| DATE | OPPONENT | AB | R | H | RBI | 2B | 3B | HR | TB | AVG | BB | IBB | SB | CS | HBP | SAC | SF | GDP | K | LOB | PO | A | E |
|---------------|-------------------|------------|-----------|-----------|-----------|-----------|----------|-----------|------------|-------------|-----------|----------|-----------|----------|-----------|----------|----------|----------|-----------|-----------|------------|------------|-----------|
| 02-13 | Northwestern | 34 | 7 | 10 | 7 | 1 | 0 | 4 | 23 | .294 | 1 | 0 | 0 | 0 | 0 | 0 | 0 | 0 | 1 | 4 | 27 | 8 | 0 |
| 02-13 | Northwestern | 27 | 3 | 4 | 2 | 0 | 0 | 0 | 4 | .148 | 4 | 0 | 2 | 0 | 1 | 2 | 0 | 1 | 4 | 7 | 27 | 11 | 0 |
| 02-15 | Northwestern | 28 | 6 | 8 | 5 | 3 | 0 | 2 | 17 | .286 | 1 | 0 | 0 | 0 | 1 | 0 | 1 | 0 | 3 | 4 | 21 | 6 | 1 |
| 02-17 | Louisiana | 30 | 0 | 5 | 0 | 0 | 0 | 0 | 5 | .167 | 4 | 0 | 1 | 0 | 0 | 0 | 0 | 1 | 11 | 7 | 27 | 8 | 2 |
| 02-18 | PURDUE | 35 | 5 | 13 | 4 | 2 | 0 | 2 | 21 | .371 | 1 | 0 | 1 | 0 | 0 | 0 | 0 | 2 | 8 | 7 | 27 | 7 | 1 |
| 02-20 | at USC | 28 | 0 | 2 | 0 | 0 | 0 | 0 | 2 | .071 | 2 | 0 | 0 | 0 | 0 | 0 | 0 | 1 | 14 | 3 | 24 | 9 | 1 |
| 02-21 | at USC | 29 | 1 | 3 | 1 | 0 | 0 | 0 | 3 | .103 | 5 | 0 | 0 | 0 | 0 | 1 | 0 | 0 | 17 | 7 | 24 | 9 | 1 |
| 02-22 | at USC | 34 | 2 | 7 | 2 | 0 | 0 | 0 | 7 | .206 | 5 | 0 | 0 | 0 | 1 | 0 | 0 | 0 | 10 | 11 | 24 | 10 | 1 |
| 02-24 | Houston Christian | 40 | 8 | 10 | 8 | 1 | 0 | 1 | 14 | .250 | 8 | 1 | 2 | 0 | 3 | 1 | 0 | 2 | 7 | 11 | 33 | 12 | 2 |
| 02-27 | Harvard | 34 | 11 | 11 | 9 | 2 | 0 | 4 | 25 | .324 | 9 | 0 | 2 | 1 | 2 | 1 | 0 | 0 | 5 | 11 | 27 | 6 | 1 |
| 02-28 | Harvard | 28 | 2 | 4 | 2 | 0 | 0 | 2 | 10 | .143 | 2 | 0 | 1 | 0 | 1 | 0 | 0 | 0 | 9 | 5 | 27 | 13 | 2 |
| 03-01 | Harvard | 33 | 9 | 11 | 7 | 3 | 0 | 0 | 14 | .333 | 4 | 0 | 2 | 0 | 1 | 0 | 1 | 1 | 5 | 6 | 27 | 4 | 0 |
| Totals | | 380 | 54 | 88 | 47 | 12 | 0 | 15 | 145 | .232 | 46 | 1 | 11 | 1 | 10 | 5 | 2 | 8 | 94 | 83 | 315 | 103 | 12 |

GAME BY GAME

| DATE | OPPONENT | IP | H | R | ER | BB | K | 2B | 3B | HR | WP | BK | HBP | DP | IBB | SCORE | W-L | SV | ERA |
|---------------|-------------------|--------------|-----------|-----------|-----------|-----------|-----------|-----------|----------|-----------|----------|----------|-----------|----------|----------|----------|------------|----------|-------------|
| 02-13 | Northwestern | 9.0 | 9 | 6 | 6 | 2 | 12 | 0 | 0 | 3 | 1 | 0 | 1 | 2 | 0 | 7-6 | 1-0 | 1 | 6.00 |
| 02-13 | Northwestern | 9.0 | 8 | 2 | 2 | 4 | 3 | 1 | 0 | 1 | 0 | 0 | 1 | 2 | 0 | 3-2 | 2-0 | 1 | 4.00 |
| 02-15 | Northwestern | 7.0 | 14 | 17 | 17 | 9 | 7 | 0 | 0 | 5 | 0 | 0 | 1 | 1 | 0 | 6-17 | 2-1 | 0 | 9.00 |
| 02-17 | Louisiana | 9.0 | 6 | 3 | 2 | 6 | 11 | 0 | 0 | 1 | 0 | 0 | 0 | 0 | 0 | 0-3 | 2-2 | 0 | 7.15 |
| 02-18 | PURDUE | 9.0 | 6 | 2 | 1 | 1 | 7 | 0 | 0 | 0 | 1 | 0 | 3 | 0 | 0 | 5-2 | 3-2 | 1 | 5.86 |
| 02-20 | at USC | 8.0 | 7 | 5 | 5 | 6 | 5 | 4 | 0 | 1 | 1 | 1 | 1 | 0 | 0 | 0-5 | 3-3 | 0 | 5.82 |
| 02-21 | at USC | 8.0 | 6 | 4 | 4 | 4 | 7 | 1 | 0 | 0 | 1 | 1 | 2 | 0 | 0 | 1-4 | 3-4 | 0 | 5.64 |
| 02-22 | at USC | 8.0 | 5 | 4 | 4 | 0 | 5 | 1 | 0 | 1 | 0 | 0 | 0 | 1 | 0 | 2-4 | 3-5 | 0 | 5.51 |
| 02-24 | Houston Christian | 11.0 | 14 | 11 | 9 | 7 | 7 | 4 | 0 | 1 | 4 | 0 | 3 | 0 | 0 | 8-11 | 3-6 | 0 | 5.77 |
| 02-27 | Harvard | 9.0 | 9 | 7 | 6 | 6 | 9 | 1 | 0 | 2 | 0 | 0 | 1 | 1 | 0 | 11-7 | 4-6 | 1 | 5.79 |
| 02-28 | Harvard | 9.0 | 6 | 1 | 0 | 5 | 5 | 1 | 0 | 0 | 0 | 0 | 0 | 2 | 1 | 2-1 | 5-6 | 1 | 5.25 |
| 03-01 | Harvard | 9.0 | 1 | 0 | 0 | 3 | 9 | 0 | 0 | 0 | 1 | 0 | 0 | 0 | 0 | 9-0 | 6-6 | 0 | 4.80 |
| Totals | | 105.0 | 91 | 62 | 56 | 53 | 87 | 13 | 0 | 15 | 9 | 2 | 13 | 9 | 1 | - | 6-6 | 5 | 4.80 |

Rice SUMMARY

| SCORE BY INNINGS | 1 | 2 | 3 | 4 | 5 | 6 | 7 | 8 | 9 | EX | TOTAL |
|------------------|----|----|----|---|---|---|---|---|---|----|-------|
| Rice | 11 | 11 | 4 | 3 | 6 | 6 | 6 | 7 | 0 | 0 | 54 |
| Opponents | 7 | 11 | 10 | 3 | 3 | 8 | 7 | 7 | 3 | 3 | 62 |

| Record when... | | |
|----------------------|-----|-------------------------|
| Overall | 6-6 | After 6 leading 4-1 |
| Conference | 0-0 | trailing 2-5 |
| Non-Conference | 6-6 | tied 0-0 |
| Home games | 6-3 | After 7 leading 4-1 |
| Away games | 0-3 | trailing 2-5 |
| Neutral site | 0-0 | tied 0-0 |
| Day games | 3-2 | After 8 leading 6-1 |
| Night Games | 3-4 | trailing 0-5 |
| vs Left-handed SP | 2-2 | tied 0-0 |
| vs Right-handed SP | 3-4 | Hit 0 HR 2-4 |
| 1-run games | 3-0 | Hit 1 HR 0-1 |
| 2-run games | 0-1 | Hit 2+ HR 4-1 |
| 5+run games | 1-2 | Opp. hit 0 HR 3-1 |
| Extra Innings | 0-1 | Opp. hit 1 HR 1-4 |
| Shutouts | 1-2 | Opp. hit 2+ HR 2-1 |
| Scoring 0-2 runs | 1-4 | Made 0 err 3-0 |
| 3-5 runs | 2-0 | Made 1 err 2-4 |
| 6-9 runs | 2-2 | Made 2+ err 1-2 |
| 10+ runs | 1-0 | Opp. made 0 err 1-5 |
| Opponent 0-2 runs | 4-0 | Opp. made 1 err 2-1 |
| 3-5 runs | 0-4 | Opp. made 2+ err 3-0 |
| 6-9 runs | 2-0 | Out-hit opponent 4-1 |
| 10+ runs | 0-2 | Out-hit by opponent 2-5 |
| Scored in 1st inning | 3-1 | Hits are tied 0-0 |
| Opp.scored in 1st | 0-3 | |
| Scores first | 4-0 | |
| Opp. scores first | 2-6 | |

Record when team scores:

| RUNS | 0 | 1 | 2 | 3 | 4 | 5 | 6 | 7 | 8 | 9 | 10+ |
|------|-----|-----|-----|-----|-----|-----|-----|-----|-----|-----|-----|
| W-L | 0-2 | 0-1 | 1-1 | 1-0 | 0-0 | 1-0 | 0-1 | 1-0 | 0-1 | 1-0 | 1-0 |

Record when opponent scores:

| RUNS | 0 | 1 | 2 | 3 | 4 | 5 | 6 | 7 | 8 | 9 | 10+ |
|------|-----|-----|-----|-----|-----|-----|-----|-----|-----|-----|-----|
| W-L | 1-0 | 1-0 | 2-0 | 0-1 | 0-2 | 0-1 | 1-0 | 1-0 | 0-0 | 0-0 | 0-2 |

Record when leading after:

| INN | 1 | 2 | 3 | 4 | 5 | 6 | 7 | 8 |
|-----|-----|-----|-----|-----|-----|-----|-----|-----|
| W-L | 3-1 | 2-0 | 3-0 | 4-0 | 4-0 | 4-1 | 4-1 | 6-1 |

Record when trailing after:

| INN | 1 | 2 | 3 | 4 | 5 | 6 | 7 | 8 |
|-----|-----|-----|-----|-----|-----|-----|-----|-----|
| W-L | 0-2 | 1-4 | 0-6 | 0-6 | 1-6 | 2-5 | 2-5 | 0-5 |

Record when tied after:

| INN | 1 | 2 | 3 | 4 | 5 | 6 | 7 | 8 |
|-----|-----|-----|-----|-----|-----|-----|-----|-----|
| W-L | 3-3 | 3-2 | 3-0 | 2-0 | 1-0 | 0-0 | 0-0 | 0-0 |

MISCELLANEOUS

| MULTIPLE HIT GAMES | 2 | 3 | 4 | 5+ | TOTAL |
|--------------------|---|---|---|----|-------|
| DAVIS, JC | 5 | 2 | 0 | 0 | 7 |
| GREEN, Cole | 2 | 2 | 0 | 0 | 4 |
| SMITH, Paul | 1 | 1 | 0 | 0 | 2 |
| WEBB, Kutter-Gage | 2 | 0 | 0 | 0 | 2 |
| ROBSON, Colin | 0 | 0 | 1 | 0 | 1 |
| ZITO, Michael | 1 | 0 | 0 | 0 | 1 |

| HITTING STREAKS | LONGEST | CURRENT |
|----------------------|---------|---------|
| GREEN, Cole | 6 | 3 |
| DAVIS, JC | 5 | 1 |
| ASHLOCK, Mason | 3 | 3 |
| BOCACHICA, Jr, Hiram | 3 | 0 |
| SMITH, Paul | 2 | 2 |
| BOEHM, Gareth | 2 | 2 |
| ZITO, Michael | 2 | 2 |
| RIOS, Lorenzo | 2 | 1 |
| WEBB, Kutter-Gage | 2 | 1 |
| DAVILA, Landis | 2 | 0 |
| CHILCUTT, Masato | 1 | 1 |
| ROBSON, Colin | 1 | 1 |
| DEVENNY, Jacob | 1 | 1 |
| ANDERSON, Aric | 1 | 0 |
| WEST, Landon | 1 | 0 |
| DAIGRE, Zachary | 1 | 0 |
| MOTLEY, Tobias | 0 | 0 |
| DUFFIELD, Trey | 0 | 0 |

| REACHED SAFELY STREAKS (H,BB,IBB,HBP) | LONGEST | CURRENT |
|---------------------------------------|---------|---------|
| DAVIS, JC | 10 | 1 |
| GREEN, Cole | 6 | 3 |
| ASHLOCK, Mason | 5 | 5 |
| BOCACHICA, Jr, Hiram | 5 | 5 |
| WEBB, Kutter-Gage | 5 | 1 |
| SMITH, Paul | 3 | 3 |
| ZITO, Michael | 3 | 3 |
| ROBSON, Colin | 3 | 1 |
| CHILCUTT, Masato | 2 | 2 |
| BOEHM, Gareth | 2 | 2 |
| WEST, Landon | 2 | 2 |
| RIOS, Lorenzo | 2 | 1 |
| ANDERSON, Aric | 2 | 1 |
| DAVILA, Landis | 2 | 0 |
| DEVENNY, Jacob | 1 | 1 |
| DAIGRE, Zachary | 1 | 0 |
| MOTLEY, Tobias | 0 | 0 |
| DUFFIELD, Trey | 0 | 0 |

| MULTIPLE RBI GAMES | 2 | 3 | 4 | 5+ | TOTAL |
|--------------------|---|---|---|----|-------|
| WEBB, Kutter-Gage | 3 | 0 | 0 | 0 | 3 |
| SMITH, Paul | 1 | 1 | 0 | 0 | 2 |
| DAVIS, JC | 0 | 1 | 1 | 0 | 2 |
| ROBSON, Colin | 1 | 0 | 0 | 0 | 1 |
| GREEN, Cole | 0 | 1 | 0 | 0 | 1 |
| DEVENNY, Jacob | 1 | 0 | 0 | 0 | 1 |
| ASHLOCK, Mason | 1 | 0 | 0 | 0 | 1 |

| MULTIPLE RUN GAMES | 2 | 3 | 4 | 5+ | TOTAL |
|----------------------|---|---|---|----|-------|
| DAVIS, JC | 4 | 0 | 0 | 0 | 4 |
| ROBSON, Colin | 1 | 1 | 0 | 0 | 2 |
| SMITH, Paul | 0 | 1 | 0 | 0 | 1 |
| GREEN, Cole | 1 | 0 | 0 | 0 | 1 |
| BOCACHICA, Jr, Hiram | 1 | 0 | 0 | 0 | 1 |

| REACHED BASE STREAKS (H,BB,IBB,HBP,CI,E,FC) | LONGEST | CURRENT |
|---|---------|---------|
| DAVIS, JC | 10 | 1 |
| BOCACHICA, Jr, Hiram | 6 | 5 |
| GREEN, Cole | 6 | 3 |
| ASHLOCK, Mason | 5 | 5 |
| WEBB, Kutter-Gage | 5 | 1 |
| SMITH, Paul | 3 | 3 |
| DEVENNY, Jacob | 3 | 3 |
| ZITO, Michael | 3 | 3 |
| ROBSON, Colin | 3 | 1 |
| CHILCUTT, Masato | 2 | 2 |
| BOEHM, Gareth | 2 | 2 |
| WEST, Landon | 2 | 2 |
| RIOS, Lorenzo | 2 | 1 |
| ANDERSON, Aric | 2 | 1 |
| DAVILA, Landis | 2 | 0 |
| DAIGRE, Zachary | 1 | 0 |
| MOTLEY, Tobias | 0 | 0 |
| DUFFIELD, Trey | 0 | 0 |

LINEUPS

Starting Lineup By Position

(Team W-L when starter)

| POSITION | STARTS | W-L |
|----------------------|--------|-----|
| PITCHER | | |
| URBANCZYK, Ryland | 3 | 2-1 |
| SHARP, Brayden | 3 | 2-1 |
| SANDERS, Ethan | 2 | 1-1 |
| ARNETT, Jeremiah | 2 | 1-1 |
| DIAZ, Anthony | 1 | 0-1 |
| BLANK, Jackson | 1 | 0-1 |
| CATCHER | | |
| ANDERSON, Aric | 5 | 2-3 |
| WEST, Landon | 4 | 1-3 |
| RIOS, Lorenzo | 3 | 3-0 |
| FIRST BASE | | |
| WEBB, Kutter-Gage | 8 | 4-4 |
| BOEHM, Gare | 4 | 2-2 |
| SECOND BASE | | |
| DAVIS, JC | 12 | 6-6 |
| THIRD BASE | | |
| GREEN, Cole | 9 | 4-5 |
| WEBB, Kutter-Gage | 3 | 2-1 |
| SHORTSTOP | | |
| BOCACHICA, Jr, Hiram | 11 | 6-5 |
| LEFT FIELD | | |
| ROBSON, Colin | 7 | 4-3 |
| DEVENNY, Jacob | 3 | 2-1 |
| DAIGRE, Zachary | 1 | 0-1 |
| DUFFIELD, Trey | 1 | 0-1 |
| CENTER FIELD | | |
| DAVILA, Landis | 4 | 1-3 |
| GREEN, Cole | 3 | 2-1 |
| DAIGRE, Zachary | 3 | 2-1 |
| ROBSON, Colin | 1 | 1-0 |
| DUFFIELD, Trey | 1 | 0-1 |
| RIGHT FIELD | | |
| ASHLOCK, Mason | 10 | 4-6 |
| ROBSON, Colin | 1 | 1-0 |
| DAVILA, Landis | 1 | 1-0 |
| DH | | |
| SMITH, Paul | 8 | 5-3 |
| ZITO, Michael | 2 | 0-2 |
| CHILCUTT, Masato | 1 | 1-0 |
| RIOS, Lorenzo | 1 | 0-1 |

Starting Lineup By Batting Order

(Team W-L when starter)

| POSITION | STARTS | W-L |
|----------------------|--------|-----|
| LEADOFF | | |
| ROBSON, Colin | 8 | 6-2 |
| BOCACHICA, Jr, Hiram | 4 | 0-4 |
| 2ND SPOT | | |
| DAVIS, JC | 10 | 6-4 |
| WEBB, Kutter-Gage | 2 | 0-2 |
| 3RD SPOT | | |
| SMITH, Paul | 5 | 4-1 |
| GREEN, Cole | 5 | 2-3 |
| DAVIS, JC | 2 | 0-2 |
| CLEANUP | | |
| ASHLOCK, Mason | 4 | 3-1 |
| SMITH, Paul | 3 | 1-2 |
| GREEN, Cole | 2 | 0-2 |
| WEST, Landon | 1 | 1-0 |
| ZITO, Michael | 1 | 0-1 |
| WEBB, Kutter-Gage | 1 | 1-0 |
| 5TH SPOT | | |
| GREEN, Cole | 5 | 4-1 |
| BOEHM, Gare | 2 | 1-1 |
| ASHLOCK, Mason | 2 | 0-2 |
| RIOS, Lorenzo | 1 | 0-1 |
| BOCACHICA, Jr, Hiram | 1 | 1-0 |
| WEBB, Kutter-Gage | 1 | 0-1 |
| 6TH SPOT | | |
| WEBB, Kutter-Gage | 7 | 5-2 |
| ASHLOCK, Mason | 3 | 0-3 |
| RIOS, Lorenzo | 1 | 1-0 |
| ANDERSON, Aric | 1 | 0-1 |
| 7TH SPOT | | |
| BOCACHICA, Jr, Hiram | 6 | 5-1 |
| DEVENNY, Jacob | 2 | 1-1 |
| WEST, Landon | 2 | 0-2 |
| ROBSON, Colin | 1 | 0-1 |
| ZITO, Michael | 1 | 0-1 |
| 8TH SPOT | | |
| DAVILA, Landis | 3 | 1-2 |
| RIOS, Lorenzo | 2 | 2-0 |
| ANDERSON, Aric | 2 | 1-1 |
| DEVENNY, Jacob | 1 | 1-0 |
| ASHLOCK, Mason | 1 | 1-0 |
| WEST, Landon | 1 | 0-1 |
| BOCACHICA, Jr, Hiram | 1 | 0-1 |
| DUFFIELD, Trey | 1 | 0-1 |
| 9TH SPOT | | |
| DAIGRE, Zachary | 4 | 2-2 |
| ANDERSON, Aric | 2 | 1-1 |
| BOEHM, Gare | 2 | 1-1 |
| DAVILA, Landis | 2 | 1-1 |
| CHILCUTT, Masato | 1 | 1-0 |
| DUFFIELD, Trey | 1 | 0-1 |

TEAM HIGHS

TEAM GAME HIGHS

Batting

| | | |
|-----------------|----|----------------------------------|
| At Bats | 40 | vs. Houston Christian (02-24-26) |
| Runs scored | 11 | vs. Harvard (02-27-26) |
| Hits | 13 | vs. PURDUE (02-18-26) |
| RBI's | 9 | vs. Harvard (02-27-26) |
| Doubles | 3 | vs. Northwestern (02-15-26) |
| | 3 | vs. Harvard (03-01-26) |
| Home runs | 4 | vs. Northwestern (02-13-26) |
| | 4 | vs. Harvard (02-27-26) |
| Total bases | 25 | vs. Harvard (02-27-26) |
| Walks | 9 | vs. Harvard (02-27-26) |
| Strikeouts | 17 | at USC (02-21-26) |
| Sac hits | 2 | vs. Northwestern (02-13-26) |
| Sac flies | 1 | vs. Northwestern (02-15-26) |
| | 1 | vs. Harvard (03-01-26) |
| Stolen Bases | 2 | vs. Northwestern (02-13-26) |
| | 2 | vs. Houston Christian (02-24-26) |
| | 2 | vs. Harvard (02-27-26) |
| | 2 | vs. Harvard (03-01-26) |
| Caught Stealing | 1 | vs. Harvard (02-27-26) |
| Hit by pitch | 3 | vs. Houston Christian (02-24-26) |
| Runners LOB | 11 | at USC (02-22-26) |
| | 11 | vs. Houston Christian (02-24-26) |
| | 11 | vs. Harvard (02-27-26) |
| Hit into DP | 2 | vs. PURDUE (02-18-26) |
| | 2 | vs. Houston Christian (02-24-26) |

Fielding

| | | |
|--------------|----|----------------------------------|
| Putouts | 33 | vs. Houston Christian (02-24-26) |
| Assists | 13 | vs. Harvard (02-28-26) |
| Errors | 2 | vs. Louisiana (02-17-26) |
| | 2 | vs. Houston Christian (02-24-26) |
| | 2 | vs. Harvard (02-28-26) |
| Passed Balls | 2 | vs. Harvard (02-27-26) |
| DPs Turned | 3 | vs. Northwestern (02-13-26) |

Pitching

| | | |
|-----------------|----|----------------------------------|
| Innings Pitched | 11 | vs. Houston Christian (02-24-26) |
| Runs allowed | 17 | vs. Northwestern (02-15-26) |
| Earned runs | 17 | vs. Northwestern (02-15-26) |
| Walks allowed | 9 | vs. Northwestern (02-15-26) |
| Strikeouts | 12 | vs. Northwestern (02-13-26) |
| Hits allowed | 14 | vs. Northwestern (02-15-26) |
| | 14 | vs. Houston Christian (02-24-26) |
| Doubles allowed | 4 | at USC (02-20-26) |
| | 4 | vs. Houston Christian (02-24-26) |
| Homers allowed | 5 | vs. Northwestern (02-15-26) |
| Wild pitches | 4 | vs. Houston Christian (02-24-26) |
| Hit batters | 3 | vs. PURDUE (02-18-26) |
| | 3 | vs. Houston Christian (02-24-26) |

INDIVIDUAL HIGHS

INDIVIDUAL GAME HIGHS

Batting

| | | |
|-----------------|----|---|
| At bats | 5 | ROBSON, Colin vs. Harvard (02-27-26) |
| | 5 | GREEN, Cole vs. Houston Christian (02-24-26) |
| | 5 | GREEN, Cole vs. Harvard (03-01-26) |
| | 5 | DAVIS, JC at USC (02-22-26) |
| | 5 | DAVIS, JC vs. Harvard (03-01-26) |
| | 5 | BOCACHICAJR, Hiram at USC (02-22-26) |
| Runs scored | 5 | DAVILA, Landis vs. Houston Christian (02-24-26) |
| | 3 | ROBSON, Colin vs. Harvard (02-27-26) |
| | 3 | SMITH, Paul vs. Harvard (02-27-26) |
| Hits | 4 | ROBSON, Colin vs. Harvard (02-27-26) |
| RBI's | 4 | DAVIS, JC vs. Houston Christian (02-24-26) |
| Doubles | 2 | DAVIS, JC vs. PURDUE (02-18-26) |
| Home runs | 2 | SMITH, Paul vs. Harvard (02-27-26) |
| | 2 | DAVIS, JC vs. Northwestern (02-15-26) |
| Total bases | 10 | SMITH, Paul vs. Harvard (02-27-26) |
| | 10 | DAVIS, JC vs. Northwestern (02-15-26) |
| Walks | 2 | ROBSON, Colin vs. Northwestern (02-13-26) |
| | 2 | ROBSON, Colin vs. Harvard (03-01-26) |
| | 2 | ANDERSON, Aric vs. Harvard (02-27-26) |
| | 2 | DAVIS, JC vs. Houston Christian (02-24-26) |
| | 2 | BOCACHICAJR, Hiram at USC (02-20-26) |
| | 2 | BOCACHICAJR, Hiram vs. Houston Christian (02-24-26) |
| | 2 | WEBB, KutterGage vs. Harvard (02-27-26) |
| Strikeouts | 3 | ROBSON, Colin at USC (02-20-26) |
| | 3 | DAVILA, Landis at USC (02-20-26) |
| | 3 | WEBB, KutterGage at USC (02-21-26) |
| Sac hits | 1 | GREEN, Cole at USC (02-21-26) |
| | 1 | GREEN, Cole vs. Houston Christian (02-24-26) |
| | 1 | DEVENNY, Jacob vs. Harvard (02-27-26) |
| | 1 | DAVIS, JC vs. Northwestern (02-13-26) |
| | 1 | WEBB, KutterGage vs. Northwestern (02-13-26) |
| Sac flies | 1 | BOCACHICAJR, Hiram vs. Northwestern (02-15-26) |
| | 1 | WEBB, KutterGage vs. Harvard (03-01-26) |
| Stolen Bases | 2 | GREEN, Cole vs. Northwestern (02-13-26) |
| Caught Stealing | 1 | ROBSON, Colin vs. Harvard (02-27-26) |
| Hit by pitch | 2 | WEBB, KutterGage vs. Houston Christian (02-24-26) |
| Runners LOB | 5 | ANDERSON, Aric vs. Houston Christian (02-24-26) |
| | 5 | WEBB, KutterGage at USC (02-22-26) |

Fielding

| | | |
|---------|----|---|
| Putouts | 12 | WEBB, KutterGage vs. Houston Christian (02-24-26) |
| Assists | 4 | DAVIS, JC vs. Harvard (02-28-26) |
| | 4 | BOCACHICAJR, Hiram vs. Harvard (02-28-26) |
| | 4 | WEBB, KutterGage at USC (02-22-26) |
| Errors | 1 | RIOS, Lorenzo vs. PURDUE (02-18-26) |
| | 1 | ANDERSON, Aric vs. Louisiana (02-17-26) |
| | 1 | ANDERSON, Aric vs. Harvard (02-28-26) |
| | 1 | GREEN, Cole at USC (02-22-26) |
| | 1 | GREEN, Cole vs. Harvard (02-27-26) |
| | 1 | GREEN, Cole vs. Harvard (02-28-26) |
| | 1 | ATCHLEY, Ethan at USC (02-21-26) |
| | 1 | WEST, Landon at USC (02-20-26) |
| | 1 | DAIGRE, Zachary vs. Louisiana (02-17-26) |
| | 1 | ARNETT, Jeremiah vs. Houston Christian (02-24-26) |
| | 1 | WEBB, KutterGage vs. Northwestern (02-15-26) |
| | 1 | WEBB, KutterGage vs. Houston Christian (02-24-26) |

INDIVIDUAL HIGHS

| | | |
|--------------|---|---------------------------------------|
| Passed Balls | 2 | ANDERSON, Aric vs. Harvard (02-27-26) |
| DPs Turned | 3 | DAVIS, JC vs. Northwestern (02-13-26) |

Pitching

| | | |
|-----------------|---|---|
| Innings Pitched | 7 | SANDERS, Ethan at USC (02-22-26) |
| Runs allowed | 6 | DIAZ, Anthony vs. Northwestern (02-15-26) |
| Earned runs | 6 | DIAZ, Anthony vs. Northwestern (02-15-26) |
| Walks allowed | 4 | URBANCZYK, Ryland vs. Harvard (02-28-26) |
| | 4 | FUENTES, Marco at USC (02-20-26) |
| | 4 | THAMES, Ty vs. Houston Christian (02-24-26) |
| | 4 | BLANK, Jackson vs. Louisiana (02-17-26) |
| | 4 | BLANK, Jackson vs. Harvard (02-27-26) |
| Strikeouts | 8 | SHARP, Brayden vs. Northwestern (02-13-26) |
| Hits allowed | 7 | ARNETT, Jeremiah vs. Houston Christian (02-24-26) |
| Doubles allowed | 3 | SHARP, Brayden at USC (02-20-26) |
| Homers allowed | 2 | FUENTES, Marco vs. Northwestern (02-15-26) |
| | 2 | SHARP, Brayden vs. Northwestern (02-13-26) |
| Wild pitches | 4 | THAMES, Ty vs. Houston Christian (02-24-26) |
| Hit batters | 3 | WIGGINS, Tanner vs. Houston Christian (02-24-26) |
| | 3 | ARNETT, Jeremiah vs. PURDUE (02-18-26) |

SEASON/CAREER HIGHS...BATTING

1 • Masa Chilcutt • C/UT • San Antonio, Texas

Season Highs

At Bats: 3 vs. Harvard (3/1/26)
Hits: 1 vs. Harvard (3/1/26)
Runs Scored: 1 vs. Harvard (3/1/26)
RBIs:
Stolen Bases: 1 vs. Harvard (3/1/26)
Doubles:
Triples:
Home Runs:
Walks: 1, 2x, last vs. Harvard (3/1/26)

Career Highs

3 vs. Harvard (3/1/26)
1 vs. Harvard (3/1/26)
1 vs. Harvard (3/1/26)
1 vs. Harvard (3/1/26)
1 vs. Harvard (3/1/26)
1, 2x, last vs. Harvard (3/1/26)

2 • Cole Green • INF • Indian Trail, N.C.

Season Highs

At Bats: 5, 2x, last vs. Harvard (3/1/26)
Hits: 3, 2x, last vs. Harvard (3/1/26)
Runs Scored: 2 vs. Harvard (3/1/26)
RBIs: 3 vs. Harvard (2/27/26)
Stolen Bases: 1, 2x, last vs. Harvard (2/28/26)
Doubles: 1, 3x, last vs. Harvard (3/1/26)
Triples:
Home Runs: 1, 2x, last vs. Harvard (2/27/26)
Walks:

Career Highs

5, 5x, last vs. Harvard (3/1/26)
5, 2x, last vs. Harvard (3/1/26)
2, 4x, last vs. Harvard (3/1/26)
4 vs. Charlotte (5/3/25)
2 vs. HCU (3/14/25)
1, 6x, last vs. Harvard (3/1/26)
1, 7x, last vs. Harvard (2/27/26)
2 vs. Lamar (3/4/25)

3 • JC Davis • INF • Argyle, Texas

Season Highs

At Bats: 5, 2x, last vs. Harvard (3/1/26)
Hits: 3 vs. Houston Christian (2/24/26)
Runs Scored: 2, 4x, last vs. Harvard (3/1/26)
RBIs: 4 vs. Houston Christian (2/24/26)
Stolen Bases:
Doubles: 1, 3x, last vs. Houston Christian (2/24/26)
Triples:
Home Runs: 2 vs. Northwestern (2/15/26)
Walks: 2 vs. Houston Christian (2/24/26)

Career Highs

5, 2x, last vs. Harvard (3/1/26)
3 vs. Houston Christian (2/24/26)
2, 4x, last vs. Harvard (3/1/26)
4 vs. Houston Christian (2/24/26)
1, 3x, last vs. Houston Christian (2/24/26)
2 vs. Northwestern (2/15/26)
2 vs. Houston Christian (2/24/26)

4 • Zachary Daigne • OF • Montgomery, Texas

Season Highs

At Bats: 3, 2x, last at USC (2/22/26)
Hits: 1 at USC (2/22/26)
Runs Scored: 1 vs. Houston Christian (2/24/26)
RBIs:
Stolen Bases: 1, 3x, last vs. Houston Christian (2/24/26)
Doubles:
Triples:
Home Runs:
Walks: 1 vs. Louisiana (2/17/26)

Career Highs

3, 2x, last at USC (2/22/26)
1 at USC (2/22/26)
1 vs. Houston Christian (2/24/26)
1, 3x, last vs. Houston Christian (2/24/26)
1 vs. Louisiana (2/17/26)

5 • Landis Davila • OF • Farragut, Tenn.

Season Highs

At Bats: 5 vs. Houston Christian (2/24/26)
Hits: 1, 2x, last vs. Houston Christian (2/24/26)
Runs Scored: 1 vs. Purdue (2/18/26)
RBIs:
Stolen Bases:
Doubles:
Triples:
Home Runs:
Walks: 1 at USC (2/22/26)

Career Highs

5 vs. Houston Christian (2/24/26)
1, 3x, last vs. Houston Christian (2/24/26)
1, 2x, last vs. Purdue (2/18/26)
1 vs. Jackson State (3/18/25)
1 at USC (2/22/26)

6 • LJ Layhew • C • Houston, Texas

Season Highs

At Bats:
Hits:
Runs Scored:
RBIs:
Stolen Bases:
Doubles:
Triples:
Home Runs:
Walks:

Career Highs

7 • Michael Zito • INF • Milton, Ga.

Season Highs

At Bats: 3, 2x, last vs. Houston Christian (2/24/26)
Hits: 2 at USC (2/22/26)
Runs Scored: 1, 2x, last vs. Houston Christian (2/24/26)
RBIs: 1 vs. Houston Christian (2/24/26)
Stolen Bases: 1 vs. Houston Christian (2/24/26)
Doubles:
Triples:
Home Runs:
Walks: 1, 2x, last at USC (2/22/26)

Career Highs

6, 2x, last at UAB (4/27/25)
3, 3x, last vs. Yale (3/8/25)
2, 7x, last vs. Wichita State (5/10/25)
3, 2x, last vs. Wichita State (5/10/25)
2 vs. HCU (3/16/25)
1, 7x, last at UTSA (5/15/25)
1 at Memphis (4/19/25)
1, 3x, last vs. Wichita State (5/10/25)
2, 3x, last vs. Prairie View A&M (5/7/25)

8 • Kutter-Gage Webb • INF • San Marcos, Texas

Season Highs

At Bats: 4, 5x, last vs. Houston Christian (2/24/26)
Hits: 2, 2x, last vs. Purdue (2/18/26)
Runs Scored: 1, 5x, last vs. Harvard (3/1/26)
RBIs: 2, 3x, last vs. Harvard (3/1/26)
Stolen Bases: 1 vs. Harvard (2/27/26)
Doubles: 1 vs. Harvard (3/1/26)
Triples:
Home Runs: 1 vs. Northwestern (2/13/26)
Walks: 2 vs. Harvard (2/27/26)

Career Highs

4, 4x, last vs. Houston Christian (2/24/26)
2, 2x, last vs. Purdue (2/18/26)
1, 5x, last vs. Harvard (3/1/26)
2, 3x, last vs. Harvard (3/1/26)
1 vs. Harvard (2/27/26)
1 vs. Harvard (3/1/26)
1 vs. Northwestern (2/13/26)
2 vs. Harvard (2/27/26)

9 • Trey Duffield • OF • Houston, Texas

Season Highs

At Bats: 4 at USC (2/21/26)
Hits:
Runs Scored:
RBIs:
Stolen Bases:
Doubles:
Triples:
Home Runs:
Walks:

Career Highs

5, 3x, last vs. HCU (3/14/25)
3, 2x, last at South Florida (4/21/24)
2, 4x, last at South Florida (4/21/24)
4, 2x, last at South Florida (4/21/24)
1, 5x, last vs. HCU (3/14/25)
1, 11x, last at Memphis (4/18/25)
1 at Lamar (3/25/25)
1, 6x, last vs. HCU (3/16/25)
3 vs. UAB (4/13/24)

10 • Colin Robson • OF • Southlake, Texas

Season Highs

At Bats: 5 vs. Harvard (2/27/26)
Hits: 4 vs. Harvard (2/27/26)
Runs Scored: 3 vs. Harvard (2/27/26)
RBIs: 2 vs. Purdue (2/18/26)
Stolen Bases: 1 vs. Harvard (3/1/26)
Doubles: 1 vs. Harvard (3/1/26)
Triples:
Home Runs: 1, 3x, last vs. Harvard (2/27/26)
Walks: 2, 2x, last vs. Harvard (3/1/26)

Career Highs

5, 6x, last vs. Harvard (2/27/26)
4 vs. Harvard (2/27/26)
3, 2x, last vs. Harvard (2/27/26)
2 vs. Purdue (2/18/26)
2 at Memphis (4/19/25)
2 at UAB (4/27/25)
1, 4x, last vs. Harvard (2/27/26)
2, 4x, last vs. Harvard (3/1/26)

SEASON/CAREER HIGHS...BATTING

12 • Lorenzo Rios • C • Yorkville, Ill.

Season Highs

At Bats: 3, 2x, last vs. Harvard (3/1/26)

Hits: 1, 3x, last vs. Harvard (3/1/26)

Runs Scored: 1 vs. Harvard (3/1/26)

RBIs:

Stolen Bases:

Doubles:

Triples:

Home Runs:

Walks:

Career Highs

5 at Winthrop (4/15/23)

3 vs. Georgia State (3/4/23)

2, 4x, last vs. Milwaukee (5/8/24)

4 vs. Maryland (4/13/24)

2 vs. Maryland (4/13/24)

1 vs. Milwaukee (5/8/24)

1, 2x, last vs. Valparaiso (5/14/24)

3, 2x, last at Bethune-Cookman (3/2/24)

13 • Tobias Motley • INF • Houston, Texas

Season Highs

At Bats: 1 vs. Houston Christian (2/24/26)

Hits:

Runs Scored: 1 vs. Northwestern (2/13/26)

RBIs:

Stolen Bases:

Doubles:

Triples:

Home Runs:

Walks:

Career Highs

6, 2x, last vs. UAB (4/13/24)

4 vs. Arizona (2/26/25)

4 vs. Texas Southern (3/26/25)

2, 4x, last at HCU (3/15/25)

2, 3x, last vs. HCU (3/14/25)

1, 7x, last vs. Texas Southern (3/26/25)

1, 2x, last at Sam Houston (4/1/25)

1, 6x, last vs. East Carolina (3/30/25)

2 vs. UAB (4/13/24)

16 • Paul Smith • C • Houston, Texas

Season Highs

At Bats: 4, 6x, last vs. Harvard (2/28/26)

Hits: 3 vs. Harvard (2/27/26)

Runs Scored: 3 vs. Harvard (2/27/26)

RBIs: 3 vs. Harvard (2/27/26)

Stolen Bases:

Doubles: 1, 2x, last vs. Harvard (2/27/26)

Triples:

Home Runs: 2 vs. Harvard (2/27/26)

Walks: 1, 3x, last vs. Harvard (2/27/26)

Career Highs

5, 3x, last at Middle Tennessee (4/23/23)

4 at UAB (4/27/25)

3, 2x, last vs. Harvard (2/27/26)

3, 2x, last vs. Harvard (2/27/26)

1, 2x, last at Middle Tennessee (4/22/23)

3 at UAB (4/27/25)

2 vs. Harvard (2/27/26)

4 vs. Louisiana (2/18/23)

18 • Aric Anderson • C • Las Vegas, Nev.

Season Highs

At Bats: 3, 4x, last vs. Harvard (2/27/26)

Hits: 1, 2x, last at USC (2/22/26)

Runs Scored: 1, 2x, last vs. Harvard (2/27/26)

RBIs:

Stolen Bases:

Doubles:

Triples:

Home Runs:

Walks: 2 vs. Harvard (2/27/26)

Career Highs

5 vs. East Carolina (3/29/25)

3 vs. Texas Southern (5/14/24)

2, 2x, last vs. South Florida (4/12/25)

2, 3x, last vs. Wichita State (5/10/25)

2 vs. Texas Southern (5/14/24)

1, 4x, last vs. Wichita State (5/10/25)

1, 3x, last at Houston (4/8/25)

2 vs. Harvard (2/27/26)

21 • Garet Boehm • INF • Taylor, Texas

Season Highs

At Bats: 4 vs. Harvard (3/1/26)

Hits: 1, 4x, last vs. Harvard (3/1/26)

Runs Scored: 1, 2x, last vs. Harvard (2/28/26)

RBIs: 1, 2x, last vs. Harvard (2/28/26)

Stolen Bases:

Doubles:

Triples:

Home Runs: 1 vs. Harvard (2/28/26)

Walks: 1, 2x, last at USC (2/21/26)

Career Highs

6 vs. Cincinnati (4/4/25)

3 vs. Tarleton State (3/25/25)

2, 2x, last vs. Tarleton State (3/25/25)

2, 4x, last vs. Baylor (4/13/25)

1 vs. Texas (3/1/25)

1, 5x, last at Arizona State (4/17/25)

1, 4x, last vs. Harvard (2/28/26)

1, 9x, last at USC (2/21/26)

24 • Jacob Devenny • OF • Prosper, Texas

Season Highs

At Bats: 4, 2x, last vs. Harvard (2/27/26)

Hits: 1, 3x, last vs. Harvard (3/1/26)

Runs Scored: 1 vs. Harvard (2/27/26)

RBIs: 2 vs. Harvard (3/1/26)

Stolen Bases:

Doubles:

Triples:

Home Runs:

Walks:

Career Highs

6, 3x, last at Lamar (5/1/24)

3, 2x, last vs. UTSA (4/26/24)

2, 8x, last vs. UAB (5/22/24)

3 vs. East Carolina (3/30/25)

1, 8x, last vs. UAB (5/22/24)

1, 13x, last vs. Houston (4/15/25)

1, 3x, last vs. East Carolina (3/30/25)

3 vs. Houston Christian (3/15/24)

27 • Mason Ashlock • OF • Dripping Springs, Texas

Season Highs

At Bats: 4, 3x, last vs. Houston Christian (2/24/26)

Hits: 1, 5x, last vs. Harvard (2/28/26)

Runs Scored: 1 vs. Northwestern (2/13/26)

RBIs: 2 vs. Houston Christian (2/24/26)

Stolen Bases:

Doubles: 1 vs. Harvard (2/27/26)

Triples:

Home Runs:

Walks: 1, 5x, last vs. Harvard (2/27/26)

Career Highs

4, 3x, last vs. Houston Christian (2/24/26)

1, 5x, last vs. Harvard (2/28/26)

1 vs. Northwestern (2/13/26)

2 vs. Houston Christian (2/24/26)

1 vs. Harvard (2/27/26)

1, 5x, last vs. Harvard (2/27/26)

28 • Landon West • C • Katy, Texas

Season Highs

At Bats: 3 vs. Northwestern (2/15/26)

Hits: 1, 2x, last vs. Houston Christian (2/24/26)

Runs Scored:

RBIs:

Stolen Bases:

Doubles:

Triples:

Home Runs:

Walks: 1, 2x, last vs. Harvard (2/28/26)

Career Highs

5, 5x, last vs. Wichita State (5/10/25)

3, 2x, last vs. East Carolina (3/30/25)

3 vs. Sam Houston (2/19/25)

4 at Memphis (4/17/25)

1, 10x, last at UTSA (5/17/25)

1 vs. Mississippi St. (2/28/25)

1, 5x, last at UTSA (5/16/25)

2, 4x, last at UAB (4/26/25)

44 • Hiram Bocachica, Jr. • INF • Bayamon, Puerto Rico

Season Highs

At Bats: 5 at USC (2/22/26)

Hits: 1, 5x, last vs. Harvard (2/27/26)

Runs Scored: 2 vs. Houston Christian (2/24/26)

RBIs: 1, 3x, last vs. Harvard (3/1/26)

Stolen Bases: 1 vs. Harvard (2/27/26)

Doubles:

Triples:

Home Runs:

Walks: 2, 2x, last vs. Houston Christian (2/24/26)

Career Highs

6, 2x, last at Memphis (4/18/25)

3, 3x, last at Memphis (4/18/25)

3, 2x, last at Memphis (4/18/25)

3, 4x, last vs. Prairie View A&M (5/7/25)

2, 2x, last vs. Houston (4/15/25)

1, 6x, last at UTSA (5/15/25)

1, 4x, last vs. Prairie View A&M (5/7/25)

2, 8x, last vs. Houston Christian (2/24/26)

SEASON/CAREER HIGHS...PITCHING

15 • Carson Kuhn • LHP • Scottsdale, Ariz.

Season Highs

Innings Pitched: 1.0, 2x, last vs. Harvard (3/1/26)
Pitches: 27 vs. Northwestern (2/15/26)
Runs Allowed: 3 vs. Northwestern (2/15/26)
Earned Runs: 3 vs. Northwestern (2/15/26)
Strikeouts: 2, 2x, last vs. Harvard (3/1/26)
Hits Allowed: 1, 2x, last vs. Harvard (3/1/26)
Walks Allowed: 3 vs. Northwestern (2/15/26)

Career Highs

1.0, 2x, last vs. Harvard (3/1/26)
27 vs. Northwestern (2/15/26)
3 vs. Northwestern (2/15/26)
3 vs. Northwestern (2/15/26)
2, 2x, last vs. Harvard (3/1/26)
1, 2x, last vs. Harvard (3/1/26)
3 vs. Northwestern (2/15/26)

17 • Ethan Sanders • RHP • Cedar Park, Texas

Season Highs

Innings Pitched: 7.0 at USC (2/22/26)
Pitches: 81 at USC (2/22/26)
Runs Allowed: 4 at USC (2/22/26)
Earned Runs: 4 at USC (2/22/26)
Strikeouts: 6 vs. Louisiana (2/17/26)
Hits Allowed: 5 at USC (2/22/26)
Walks Allowed: 2 vs. Harvard (3/1/26)

Career Highs

7.0 at USC (2/22/26)
81 at USC (2/22/26)
4 at USC (2/22/26)
4 at USC (2/22/26)
6 vs. Louisiana (2/17/26)
5 at USC (2/22/26)
2 vs. Harvard (3/1/26)

23 • Tanner Wiggins • RHP • North Richland Hills, Texas

Season Highs

Innings Pitched: 3.2 vs. Houston Christian (2/24/26)
Pitches: 54 vs. Houston Christian (2/24/26)
Runs Allowed: 1, 2x, last vs. Louisiana (2/17/26)
Earned Runs: 1, 2x, last vs. Louisiana (2/17/26)
Strikeouts: 3, 2x, last vs. Harvard (3/1/26)
Hits Allowed: 2, 3x, last vs. Houston Christian (2/24/26)
Walks Allowed: 1, 3x, last vs. Harvard (3/1/26)

Career Highs

3.2 vs. Houston Christian (2/24/26)
54 vs. Houston Christian (2/24/26)
1, 2x, last vs. Louisiana (2/17/26)
1, 2x, last vs. Louisiana (2/17/26)
3, 2x, last vs. Harvard (3/1/26)
2, 3x, last vs. Houston Christian (2/24/26)
3 vs. St. Bonaventure (3/9/25)

25 • Ryland Urbanczyk • RHP • College Station, Texas

Season Highs

Innings Pitched: 5.0 vs. Harvard (2/28/26)
Pitches: 80 vs. Harvard (2/28/26)
Runs Allowed: 1, 2x, last vs. Harvard (2/28/26)
Earned Runs: 1 at USC (2/21/26)
Strikeouts: 2, 2x, last vs. Harvard (2/28/26)
Hits Allowed: 4 at USC (2/21/26)
Walks Allowed: 4 vs. Harvard (2/28/26)

Career Highs

5.0, 2x, last vs. Harvard (2/28/26)
85 vs. Houston Christian (3/17/24)
5 at Hawai'i (3/10/24)
4, 3x, last vs. Houston Christian (3/17/24)
5, 2x, last vs. Tulane (3/24/24)
6, 2x, last vs. Houston Christian (3/17/24)
4, 3x, last vs. Harvard (2/28/26)

26 • Ethan Atchley • RHP • Heath, Texas

Season Highs

Innings Pitched: 4.0 at USC (2/21/26)
Pitches: 45 at USC (2/21/26)
Runs Allowed: 3 vs. Northwestern (2/15/26)
Earned Runs: 3 vs. Northwestern (2/15/26)
Strikeouts: 5 at USC (2/21/26)
Hits Allowed: 4 vs. Northwestern (2/15/26)
Walks Allowed: 1, 2x, last vs. Houston Christian (2/24/26)

Career Highs

4.0 at USC (2/21/26)
45 at USC (2/21/26)
3, 3x, last vs. Northwestern (2/15/26)
3 vs. Northwestern (2/15/26)
5 at USC (2/21/26)
4 vs. Northwestern (2/15/26)
2, 2x, last vs. Houston (4/15/25)

29 • Logan Voelz • RHP • Wesley Chapel, Fla.

Season Highs

Innings Pitched:
Pitches:
Runs Allowed:
Earned Runs:
Strikeouts:
Hits Allowed:
Walks Allowed:

Career Highs

1.0 vs. Bucknell (3/13/25)
26 vs. Merrimack (3/2/25)
4 vs. Merrimack (3/2/25)
4 vs. Merrimack (3/2/25)
3 vs. Bucknell (3/13/25)
5 vs. Merrimack (3/2/25)
2, 2x, last vs. Bucknell (3/13/25)

30 • D.C. Brown • LHP • Plymouth, Mass.

Season Highs

Innings Pitched:
Pitches:
Runs Allowed:
Earned Runs:
Strikeouts:
Hits Allowed:
Walks Allowed:

Career Highs

31 • Marco Fuentes • RHP • Miami, Fla.

Season Highs

Innings Pitched: 2.2 at USC (2/20/26)
Pitches: 56 at USC (2/20/26)
Runs Allowed: 4 vs. Northwestern (2/15/26)
Earned Runs: 4 vs. Northwestern (2/15/26)
Strikeouts: 3 at USC (2/20/26)
Hits Allowed: 4 vs. Northwestern (2/15/26)
Walks Allowed: 4 at USC (2/20/26)

Career Highs

5.0 vs. HCU (3/14/25)
71 vs. HCU (3/14/25)
5 at Florida Atlantic (3/21/25)
4, 2x, last vs. Northwestern (2/15/26)
8 vs. HCU (3/14/25)
4, 2x, last vs. Northwestern (2/15/26)
4, 2x, last at USC (2/20/26)

32 • Ty Thames • RHP • Wimberly, Texas

Season Highs

Innings Pitched: 3.0, 2x, last vs. Houston Christian (2/24/26)
Pitches: 49 vs. Houston Christian (2/24/26)
Runs Allowed: 4 vs. Houston Christian (2/24/26)
Earned Runs: 3 vs. Houston Christian (2/24/26)
Strikeouts: 3 vs. Purdue (2/18/26)
Hits Allowed: 1, 2x, last vs. Houston Christian (2/24/26)
Walks Allowed: 4 vs. Houston Christian (2/24/26)

Career Highs

3.0, 2x, last vs. Houston Christian (2/24/26)
49 vs. Houston Christian (2/24/26)
4 vs. Houston Christian (2/24/26)
3 vs. Houston Christian (2/24/26)
3 vs. Purdue (2/18/26)
1, 2x, last vs. Houston Christian (2/24/26)
4 vs. Houston Christian (2/24/26)

33 • Nolan Roycraft • LHP • The Woodlands, Texas

Season Highs

Innings Pitched:
Pitches:
Runs Allowed:
Earned Runs:
Strikeouts:
Hits Allowed:
Walks Allowed:

Career Highs

2.2 vs. Incarnate Word (3/18/25)
46 vs. Texas A&M-Corpus Christi (3/10/25)
7 vs. South Florida (4/11/25)
5 vs. South Florida (4/11/25)
3, 2x, last vs. Incarnate Word (3/18/25)
5 vs. South Florida (4/11/25)
3, 2x, last at UTSA (5/17/25)

34 • Anthony Diaz • LHP • Kaaty, Texas

Season Highs

Innings Pitched: 3.2 vs. Harvard (2/28/26)
Pitches: 53 vs. Harvard (2/28/26)
Runs Allowed: 6 vs. Northwestern (2/15/26)
Earned Runs: 6 vs. Northwestern (2/15/26)
Strikeouts: 3 vs. Harvard (2/28/26)
Hits Allowed: 4 vs. Northwestern (2/15/26)
Walks Allowed: 2, 2x, last at USC (2/21/26)

Career Highs

3.2 vs. Harvard (2/28/26)
53 vs. Harvard (2/28/26)
6 vs. Northwestern (2/15/26)
6 vs. Northwestern (2/15/26)
3 vs. Harvard (2/28/26)
4 vs. Northwestern (2/15/26)
2, 2x, last at USC (2/21/26)

35 • Brayden Sharp • LHP/OF • The Woodlands, Texas

Season Highs

Innings Pitched: 5.1 vs. Northwestern (2/13/26)
Pitches: 79 vs. Northwestern (2/13/26)
Runs Allowed: 5 vs. Northwestern (2/13/26)
Earned Runs: 5 vs. Northwestern (2/13/26)
Strikeouts: 8 vs. Northwestern (2/13/26)
Hits Allowed: 6 vs. Northwestern (2/13/26)
Walks Allowed: 2, 3x, last vs. Harvard (2/27/26)

Career Highs

5.1 vs. Northwestern (2/13/26)
79 vs. Northwestern (2/13/26)
5 vs. Northwestern (2/13/26)
5 vs. Northwestern (2/13/26)
8 vs. Northwestern (2/13/26)
6 vs. Northwestern (2/13/26)
2, 4x, last vs. Harvard (2/27/26)

SEASON/CAREER HIGHS...PITCHING

38 • Jax Traeger • RHP • Spring, Texas

Season Highs

Innings Pitched: 0.2 vs. Northwestern (2/15/26)
Pitches: 21 vs. Northwestern (2/15/26)
Runs Allowed: 1 vs. Northwestern (2/15/26)
Earned Runs: 1 vs. Northwestern (2/15/26)
Strikeouts: 1 vs. Northwestern (2/15/26)
Hits Allowed: 1 vs. Northwestern (2/15/26)
Walks Allowed: 2 vs. Northwestern (2/15/26)

Career Highs

5.0 vs. San Diego (3/10/23)
63 vs. Kansas State (5/24/23)
2, 2x, last at Oklahoma State (3/23/24)
2, 2x, last at Oklahoma State (3/23/24)
4, 2x, last vs. Kansas State (5/24/23)
5 vs. San Diego (3/10/23)
4 vs. Kansas State (5/24/23)

41 • Jeremiah Arnett • RHP • Waco, Texas

Season Highs

Innings Pitched: 6.1 vs. Purdue (2/18/26)
Pitches: 87 vs. Purdue (2/18/26)
Runs Allowed: 5 vs. Houston Christian (2/24/26)
Earned Runs: 4 vs. Houston Christian (2/24/26)
Strikeouts: 4 vs. Purdue (2/18/26)
Hits Allowed: 7 vs. Houston Christian (2/24/26)
Walks Allowed: 2 vs. Northwestern (2/13/26)

Career Highs

6.1 vs. Purdue (2/18/26)
87 vs. Purdue (2/18/26)
6, 2x, last vs. UTSA (4/12/25)
6, 2x, last vs. UTSA (4/12/25)
4, 4x, last vs. Purdue (2/18/26)
7, 3x, last vs. Houston Christian (2/24/26)
2, 7x, last vs. Northwestern (2/13/26)

47 • Zachary Fetchel • RHP • Austin, Texas

Season Highs

Innings Pitched: 1.0 at USC (2/20/26)
Pitches: 18 vs. Houston Christian (2/24/26)
Runs Allowed:
Earned Runs:
Strikeouts: 1 vs. Houston Christian (2/24/26)
Hits Allowed: 1 at USC (2/20/26)
Walks Allowed:

Career Highs

2.0, 2x, last vs. UTRGV (4/20/25)
55 vs. TCU (3/21/25)
4 vs. TCU (3/21/25)
2 vs. TCU (3/21/25)
2 vs. TCU (3/21/25)
2 vs. UTRGV (4/30/25)
3, 2x, last vs. UTRGV (4/30/25)

50 • Trey Dooley • RHP • Camden, Tenn.

Season Highs

Innings Pitched:
Pitches:
Runs Allowed:
Earned Runs:
Strikeouts:
Hits Allowed:
Walks Allowed:

Career Highs

53 • Robert Fernandez • RHP • Miami, Fla.

Season Highs

Innings Pitched:
Pitches:
Runs Allowed:
Earned Runs:
Strikeouts:
Hits Allowed:
Walks Allowed:

Career Highs

6.0 vs. Michigan (2/15/25)
79 vs. USC (2/23/25)
6 vs. Texas A&M (3/2/25)
6 vs. Texas A&M (3/2/25)
6 vs. USC (2/23/25)
8 vs. Texas A&M (3/2/25)
2, 8x, last vs. Yale (3/9/25)

54 • Ty Baker • RHP • Houston, Texas

Season Highs

Innings Pitched: 1.0 vs. Harvard (3/1/26)
Pitches: 17 vs. Harvard (3/1/26)
Runs Allowed:
Earned Runs:
Strikeouts:
Hits Allowed:
Walks Allowed:

Career Highs

0.2 vs. Elon (2/16/25)
23 vs. Elon (2/16/25)
3 vs. Elon (2/16/25)
3 vs. Elon (2/16/25)
1 vs. Elon (2/16/25)
3 vs. Elon (2/16/25)
2 vs. Elon (2/16/25)

55 • Jackson Blank • RHP • Magnolia, Texas

Season Highs

Innings Pitched: 3.0 vs. Louisiana (2/17/26)
Pitches: 63 vs. Harvard (2/27/26)
Runs Allowed: 4 vs. Harvard (2/27/26)
Earned Runs: 4 vs. Harvard (2/27/26)
Strikeouts: 4 vs. Louisiana (2/17/26)
Hits Allowed: 4 vs. Louisiana (2/17/26)
Walks Allowed: 4 vs. Louisiana (2/17/26)

Career Highs

4.2 at UTSA (5/15/25)
76 vs. South Florida (4/13/25)
5 at Houston (4/8/25)
5 at Houston (4/8/25)
7 at UTSA (5/15/25)
9 vs. South Florida (4/13/25)
4 vs. Louisiana (2/17/26)

THE LAST TIME...

HITTING

Had 4 hits in a game.....4, Colin Robson vs. Harvard (Feb. 27, 2026)
 Had 5 hits in a game.....5, Bradley Gneiting at Charlotte (Apr. 12, 2019)
 Had 6 hits in a game.....6, Paul Janish vs. Milwaukee (May 29, 1999)

Hit back-to-back home runs.....Colin Robson/JC Davis (1st inn.) vs. Northwestern (Feb. 13, 2026)
 Hit a home run to lead off a game.....Colin Robson vs. Harvard (Feb. 27, 2026)
 Hit an inside-the-park home run.....Rodrigo Duluc at WKU (May 3, 2019)
 Hit a pinch-hit home run.....Tobias Motley vs. USC (Feb. 21, 2025)

Hit a grand slam.....JC Davis vs. Houston Christian (Feb. 24, 2026)
 Hit 2 grand slams in a game.....
 Hit 2 grand slams in a season.....2, Trei Cruz vs. Rhode Island, at Charlotte (2019)

Hit 2 home runs in an inning.....Eric Arnold vs. TCU (Apr. 1, 2000)
 Hit 2 or more home runs in a game.....Paul Smith vs. Harvard (Feb. 27, 2026)
 Hit 3 or more home runs in a game.....Anthony Rendon vs. Rider (June 5, 2010)
 Hit 4 or more home runs in a game.....Bubba Crosby at New Mexico (Apr. 11, 1998)

Homered in back-to-back games.....Paul Smith vs. Harvard (Feb. 27-28, 2026)
 Homered in 3 straight games.....3, Jack Riedel (Feb. 17-23, 2024)
 Homered in 4 straight games.....
 Homered in 5 straight games.....7, Bubba Crosby (Apr. 7-17, 1998)
 Homered in 6 straight games.....7, Bubba Crosby (Apr. 7-17, 1998)
 Homered in 7 straight games.....7, Bubba Crosby (Apr. 7-17, 1998)

Hit a walk-off home run.....Treyton Rank vs. Wichita State (13th inn., 1R) (May 9, 2025)
 Hit a walk-off grand slam.....Blaine Brown vs. South Florida (7th inn.) (Apr. 12, 2025)
 Hit an extra inning home run.....Treyton Rank vs. Wichita State (13th inn., 1R) (May 9, 2025)
 Hit for the cycle.....Lance Berkman vs. Texas A&M (Mar. 19, 1995)

Had a 15-game hitting streak.....15 games, Braden Comeaux (Feb. 23 - Mar. 17, 2018)
 Had a 20-game hitting streak.....20 games, Charlie Warren (Mar. 1 - Apr. 4, 2015)
 Had a 25-game hitting streak.....
 Had a 30-game hitting streak.....30 games, Bubba Crosby (1998)

Scored 5 or more runs in a game.....6, Andrew Dunlap at UAB (May 19, 2017)
 Scored 6 or more runs in a game.....6, Andrew Dunlap at UAB (May 19, 2017)

Hit 3 or more doubles in a game.....3, Paul Smith at UAB (Apr. 27, 2025)
 Hit 2 or more triples in a game.....2, Trei Cruz vs. Rhode Island (Feb. 17, 2019)

Had 6 or more RBI in a game.....6, Blaine Brown vs. South Florida (Apr. 12, 2025)
 Had 7 or more RBI in a game.....7, Dominic Cox at Old Dominion (Mar. 30, 2010-Gm. 1)
 Had 8 or more RBI in a game.....9, Trei Cruz vs. Rhode Island (Feb. 17, 2019)
 Had 9 or more RBI in a game.....9, Trei Cruz vs. Rhode Island (Feb. 17, 2019)
 Had 10 or more RBI in a game.....10, Jose Cruz, Jr. vs. Southwest Texas State (Feb. 9, 1995)

Had 4 or more walks in a game.....4, Paul Smith vs. Louisiana (Feb. 18, 2023)
 Had 5 or more walks in a game.....5, Jose Cruz, Jr. vs. Texas Southern (Feb. 22, 1995)

Had 3 or more stolen bases.....3, Connor Walsh vs. Houston Christian (Mar. 10, 2023)
 Had 4 or more stolen bases.....4, Jose Cruz, Jr. vs. Texas Tech (May 12, 1994)

Hit by Pitch 2 times.....2, Kutter-Gage Webb vs. Houston Christian (Feb. 24, 2026)
 Hit by Pitch 3 times.....3, Jacob Devenney at Charlotte (May 3, 2024)

PITCHING

Threw a 7-inning no-hitter.....Allan Ramirez vs. SMU (Feb. 28, 1976)
 Threw a 9-inning no-hitter.....Jeff Nichols vs. Hawaii, 5-0 (Mar. 14, 1998-Gm. 2)

Struck out 5 consecutive hitters.....6, Roel Garcia vs. #15 Texas Tech (Mar. 12, 2022)
 Struck out 6 consecutive hitters.....6, Roel Garcia vs. #15 Texas Tech (Mar. 12, 2022)

Struck out 10 or more batters.....10, Davion Hickson at UAB (Apr. 25, 2025)
 Struck out 11 or more batters.....11, JD McCracken at Louisiana (Feb. 24, 2024)
 Struck out 12 or more batters.....13, Evan Kravitz vs. Middle Tennessee (Apr. 19, 2019)
 Struck out 13 or more batters.....13, Evan Kravitz vs. Middle Tennessee (Apr. 19, 2019)
 Struck out 14 or more batters.....14, Jon Duplantier vs. UCF (Mar. 4, 2016)
 Struck out 15 or more batters.....16, Eddie Degerman at Louisiana Tech (Apr. 9, 2005)
 Struck out 16 or more batters.....16, Eddie Degerman at Louisiana Tech (Apr. 9, 2005)
 Struck out 17 or more batters.....17, Philip Humber vs. Hawaii (Mar. 20, 2004)

Pitched a 5-inning complete game.....Alex DeLeon vs. #18 Charlotte (May 16, 2021)
 Pitched a 7-inning complete game.....JD McCracken at HCU (Mar. 15, 2025)
 Pitched a 7-inning complete game shutout.....Blake Brogdon at UAB (May 8, 2021)
 Pitched a 9-inning complete game.....Davion Hickson vs. Charlotte (May 2, 2025)
 Pitched a 9-inning complete game shutout.....Davion Hickson vs. Charlotte (May 2, 2025)

THE LAST TIME...

| | |
|----------------------------------|---------------------------|
| Won 5 or more consecutive games | 5 (Apr. 19-28, 2024) |
| Won 10 or more consecutive games | 11 (May 12-June 2, 2013) |
| Won 15 or more consecutive games | 20 (Apr. 14-May 26, 2007) |
| Won 20 or more consecutive games | 20 (Apr. 14-May 26, 2007) |
| Won 25 or more consecutive games | 30 (Feb. 18-Apr. 9, 2003) |
| Won 30 or more consecutive games | 30 (Feb. 18-Apr. 9, 2003) |

| | |
|--|---|
| Shutout an opponent | 9-0 vs. Harvard (Mar. 1, 2026) |
| Shutout an opponent on Opening Day | 5-0 vs. Central Missouri State (Feb. 3, 2007) |
| Shutout an AAC opponent | 2-0 vs. Charlotte (May 2, 2025) |
| Shutout an opponent on the road | 10-0 at FIU (May 20, 2022) |
| Shutout a C-USA/AAC opponent on the road | 10-0 at FIU (May 20, 2022) |
| Shutout back-to-back opponents | vs. FIU, 2-0, 3-0 (May 6-7, 2016) |

| | |
|--------------------------------|---------------------------------|
| Was shutout | 5-0 at USC (Feb. 20, 2026) |
| Was shutout on Opening Day | 7-0 at #1 Texas (Feb. 18, 2022) |
| Was shutout by an AAC opponent | 7-0 at UTSA (May 17, 2025) |

| | |
|--|--|
| Run-ruled an opponent | 12-1 (7 inn.) vs. Prairie View A&M (May 7, 2025) |
| Run-ruled an opponent on the road | 11-1 (7 inn.) at Houston (Apr. 21, 2013) |
| Run-ruled an AAC opponent | 15-3 (7 inn.) vs. South Florida (Apr. 12, 2025) |
| Run-ruled a C-USA/AAC opponent on the road | 11-1 (7 inn.) at Houston (Apr. 2013) |
| Was run-ruled | 17-6 (7 inn.) vs. Northwestern (Feb. 15, 2026) |
| Was run-ruled by an AAC opponent | 18-7 (8 inn.) vs. Wichita State (May 11, 2025) |

| | |
|-----------------------------|--|
| Swept a doubleheader | vs. Northwestern, W 7-6, 3-2 (Feb. 13, 2026) |
| Was swept in a doubleheader | at Tulane, L 10-3, 6-5 (Apr. 5, 2024) |

| | |
|---|--|
| Won in extra innings | 4-3 (13 inn.) vs. Wichita State (May 9, 2025) |
| Won in extra innings vs. an AAC opponent | 4-3 (13 inn.) vs. Wichita State (May 9, 2025) |
| Lost in extra innings | 11-8 (11 inn.) vs. Houston Christian (Feb. 24, 2026) |
| Lost in extra innings vs. an AAC opponent | 5-3 (11 inn.) vs. East Carolina (Mar. 29, 2025) |
| Played to a tie | 9-9 (12 inn.) at Middle Tennessee (Apr. 3, 2021) |

| | |
|----------------------------|-------------------------------------|
| Swept a 3-game series | vs. Harvard (Feb. 27-Mar. 1, 2026) |
| Swept a 3-game road series | at South Florida (Apr. 19-21, 2024) |
| Swept an AAC series | at South Florida (Apr. 19-21, 2024) |
| Swept an AAC road series | at South Florida (Apr. 19-21, 2024) |

| | |
|-----------------------------------|---------------------------|
| Was swept in a 3-game series | at USC (Feb. 20-22, 2026) |
| Was swept in a 3-game road series | at USC (Feb. 20-22, 2026) |
| Was swept in an AAC series | at UTSA (May 15-17, 2025) |
| Was swept in an AAC road series | at UTSA (May 15-17, 2025) |

| | |
|--------------------------|---|
| Won a 3-game series | vs. Harvard, 3-0 (Feb. 27-Mar. 1, 2026) |
| Won a 3-game road series | at Memphis, 2-1 (Apr. 17-19, 2025) |
| Won an AAC series | vs. Wichita State, 2-1 (May 9, 2025) |
| Won an AAC road series | at Memphis, 2-1 (Apr. 17-19, 2025) |

| | |
|---------------------------|--------------------------------|
| Lost a 3-game series | at USC, 3-0 (Feb. 20, 2026) |
| Lost a 3-game road series | at USC, 3-0 (Feb. 20, 2026) |
| Lost an AAC series | at UTSA, 3-0 (May 15-17, 2025) |
| Lost an AAC road series | at UTSA, 3-0 (May 15-17, 2025) |

| | |
|---------------------------------------|---|
| Defeated a Top 25 team | 3-2 vs. #24 Texas Tech (Mar. 3, 2023) |
| Defeated a Top 25 team on the road | 11-2 (7 inn.) at #22 Old Dominion (Apr. 17, 2021) |
| Defeated a Top 10 team | 7-3 vs. #7 TCU (Mar. 13, 2018) |
| Defeated a Top 10 team on the road | 10-6 at #5 LSU (June 6, 2016) |
| Defeated a Top 5 team | 10-6 at #5 LSU (June 6, 2016) |
| Defeated a Top 5 team on the road | 10-6 at #5 LSU (June 6, 2016) |
| Defeated a #1 ranked team | 6-3 vs. #1 Texas (Mar. 17, 2009) |
| Defeated a #1 ranked team on the road | 9-5 at #1 Tulane (June 11, 2005) |

| | |
|---------------------------------------|--|
| Won a series vs. a Top 25 ranked team | #18 Louisiana Tech, 3-0 (Apr. 26-28, 2019) |
| Won a series vs. a Top 10 ranked team | #7 Stanford, 2-1 (Feb. 15-17, 2013) |
| Swept a Top 25 ranked team | #18 Louisiana Tech, 3-0 (Apr. 26-28, 2019) |

| | |
|-----------------------------|---|
| Scored 20-25 runs in game | 25 vs. Prairie View A&M (Feb. 27, 2019) |
| Scored 26-30 runs in a game | 26 vs. UAB (May 19, 2017) |
| Scored 30-35 runs in a game | 35 vs. McNeese State (Feb. 14, 1997) |
| Scored 36-40 runs in a game | 37 vs. Cincinnati (Feb. 21, 1997) |

| | |
|---|--|
| Scored 5 or more runs in the first inning | 7 vs. Prairie View A&M (May 7, 2025) |
| Scored 10 or more runs in an inning | 10 (3rd inn.) vs. WKU (Apr. 30, 2022) |
| Scored 11 or more runs in an inning | 11 (5th inn.) vs. Houston Baptist (Apr. 5, 2022) |
| Scored 12 or more runs in an inning | 13 (7th inn.) vs. Prairie View A&M (Feb. 27, 2019) |
| Scored 13 or more runs in an inning | 13 (7th inn.) vs. Prairie View A&M (Feb. 27, 2019) |

| | |
|------------------------------------|--|
| Hit 4 or more home runs in a game | 4 vs. Harvard (Feb. 27, 2026) |
| Hit 5 or more home runs in a game | 7 vs. UAB (May 19, 2017) |
| Hit 6 or more home runs in a game | 7 vs. UAB (May 19, 2017) |
| Hit 7 or more home runs in a game | 7 vs. UAB (May 19, 2017) |
| Hit 8 or more home runs in a game | 10 vs. New Mexico (Apr. 11, 1998) |
| Hit 9 or more home runs in a game | 10 vs. New Mexico (Apr. 11, 1998) |
| Hit 10 or more home runs in a game | 10 vs. New Mexico (Apr. 11, 1998) |
| Hit 3 home runs in an inning | Colin Robson/Paul Smith/Cole Green vs. Harvard (Feb. 27, 2026) |
| Hit 2 grand slams in a game | Guy Garibay, Jr./Nathan Becker vs. Stephen F. Austin (Mar. 15, 2022) |
| Hit 2 grand slams in an inning | Justin Collins/Andrew Dunlap (2nd inn.) at Charlotte (Apr. 12, 2019) |

| | |
|---------------------------------|-----------------------------------|
| Had 5 or more doubles in a game | 7 at UAB (Apr. 27, 2025) |
| Had 6 or more doubles in a game | 7 at UAB (Apr. 27, 2025) |
| Had 7 or more doubles in a game | 7 at UAB (Apr. 27, 2025) |
| Had 8 or more doubles in a game | 8 at Louisiana Tech (May 8, 2013) |
| Had 9 or more doubles in a game | 11 at Memphis (Apr. 15, 2006) |

| | |
|---------------------------------|-------------------------------------|
| Had 3 or more triples in a game | 3 vs. Lamar (May 4, 2016) |
| Had 5 or more triples in a game | 5 vs. McNeese State (Feb. 14, 1997) |

| | |
|---------------------------------|--|
| Overcame a 4 run deficit to win | 4 vs. Texas Southern, trailed 4-0, won 16-5 (May 14, 2024) |
| Overcame a 5 run deficit to win | 5 vs. Louisiana, trailed 5-0, won 12-8 (Feb. 19, 2023) |

| | |
|---------------------------------|---|
| Won after trailing after 7 inn. | vs. Harvard, trailed 1-0, won 2-1 inn. (Feb. 28, 2026) |
| Won after trailing after 8 inn. | vs. Houston, trailed 4-3, won 5-4 in 12 inn. (May 17, 2022) |

| | |
|---|---------------------------------|
| Homered in 5 or more consecutive games | 10 games (Apr. 27-May 16, 2025) |
| Homered in 6 or more consecutive games | 10 games (Apr. 27-May 16, 2025) |
| Homered in 7 or more consecutive games | 10 games (Apr. 27-May 16, 2025) |
| Homered in 8 or more consecutive games | 10 games (Apr. 27-May 16, 2025) |
| Homered in 10 or more consecutive games | 10 games (Apr. 27-May 16, 2025) |
| Homered in 15 or more consecutive games | 15 games (Apr. 23-May 22, 2010) |

| | |
|-------------------------------|---|
| Had 15 or more hits in a game | 17 at UAB (Apr. 27, 2025) |
| Had 20 or more hits in a game | 25 vs. Prairie View A&M (Feb. 27, 2019) |
| Had 25 or more hits in a game | 25 vs. Prairie View A&M (Feb. 27, 2019) |
| Had 30 or more hits in a game | 33 vs. Milwaukee (May 29, 1999) |

| | |
|---------------------------------|---------------------------|
| Stole 5 or more bases in a game | 8 vs. HCU (Mar. 14, 2025) |
| Stole 6 or more bases in a game | 8 vs. HCU (Mar. 14, 2025) |
| Stole 7 or more bases in a game | 8 vs. HCU (Mar. 14, 2025) |
| Stole 8 or more bases in a game | 8 vs. HCU (Mar. 14, 2025) |

| | |
|---|-------------------------------------|
| Did not strike out in a game | at FIU (May 6, 2016) |
| Did not strike out an opposing batter in a game | vs. Florida Atlantic (May 27, 2017) |
| Struck out 15 or more batters in a game | 17 at Charlotte (May 5, 2024) |
| Struck out 16 or more batters in a game | 17 at Charlotte (May 5, 2024) |
| Struck out 17 or more batters in a game | 17 at Charlotte (May 5, 2024) |
| Struck out 18 or more batters in a game | 19 vs. UAB, 15 inn. (Apr. 13, 2024) |
| Struck out 19 or more batters in a game | 19 vs. UAB, 15 inn. (Apr. 13, 2024) |
| Struck out 20 or more batters in a game | 23 at Hawaii (Feb. 22, 2013) |

| | |
|--------------------------|--|
| Threw a one-hitter | Davion Hickson vs. Charlotte (May 2, 2025) |
| Combined on a one-hitter | Ethan Sanders/Tanner Wiggins/Ty Baker/Carson Kuhn vs. Harvard (Mar. 1, 2026) |
| Combined on a two-hitter | 3 pitchers vs. Memphis (Apr. 7, 2024) |